

Deck Plans

REGATTA, INSIGNIA & NAUTICA

- SYMBOL LEGEND
- Restrooms

Elevator

Laundrette

Obstructed Views

Quad with Pullman

Quad with Sofabed

Connecting Staterooms

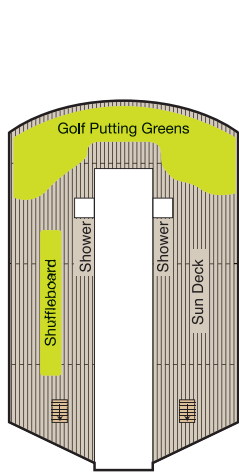
Triple with Pullman

Triple with Sofabed

Wheelchair Accessible

STATEROOM COLOR LEGEND

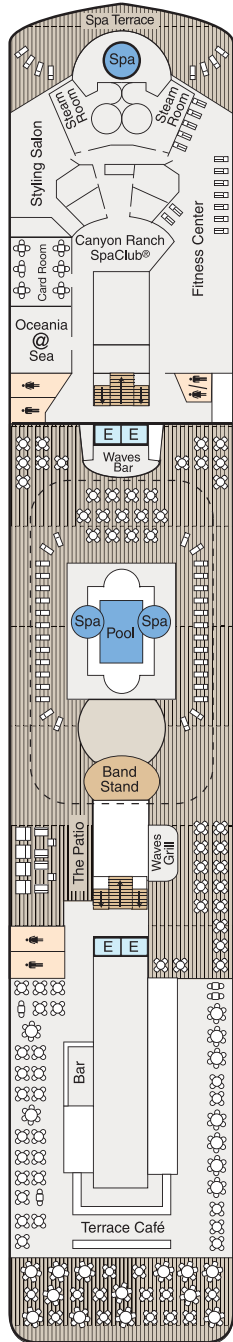
OS	VS	PH1	PH2	PH3	A1	A2	A3
B1	B2	C1	C2	D	E	F	G



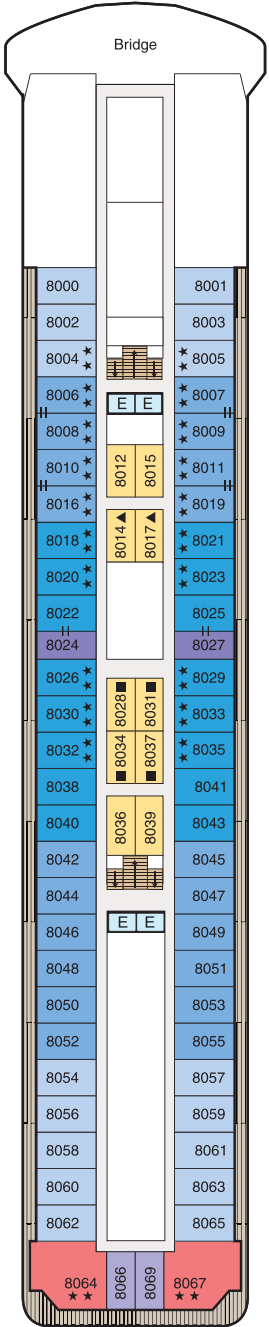
DECK 11



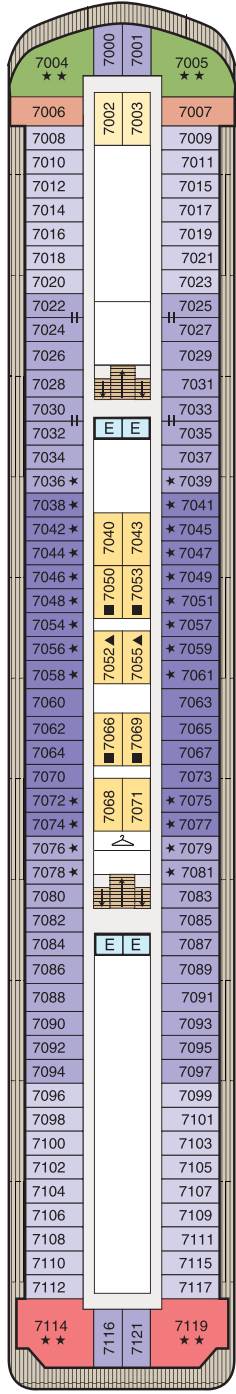
DECK 10



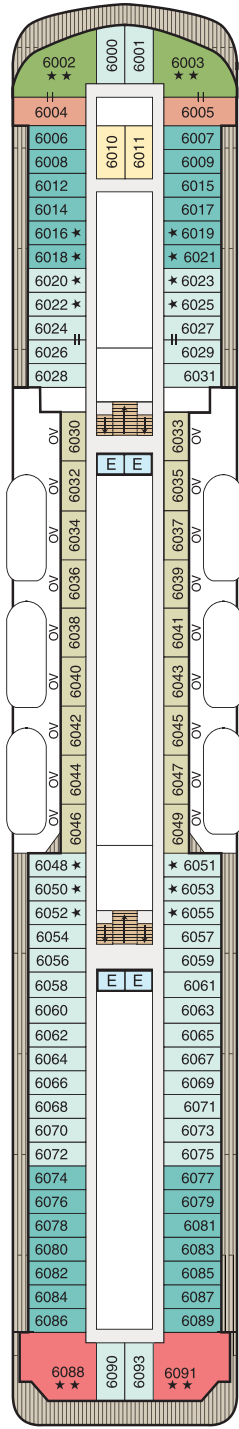
DECK 9



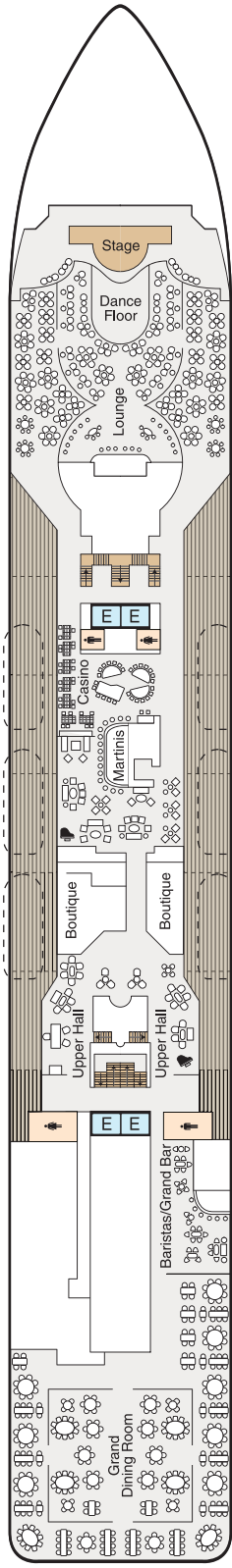
DECK 8



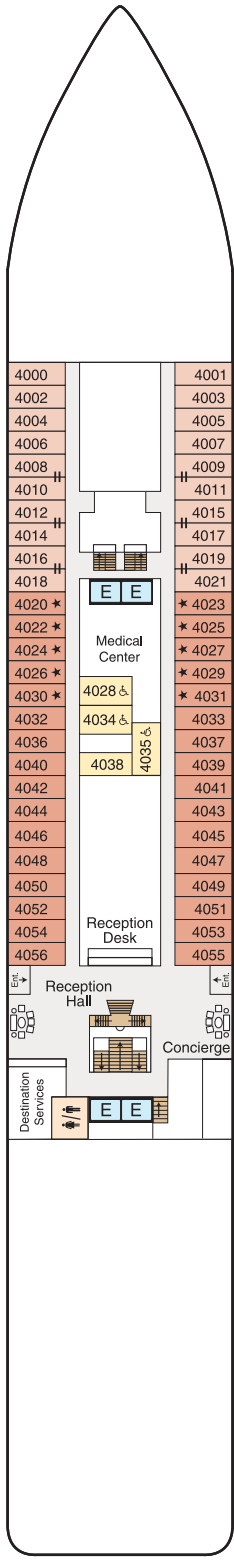
DECK 7



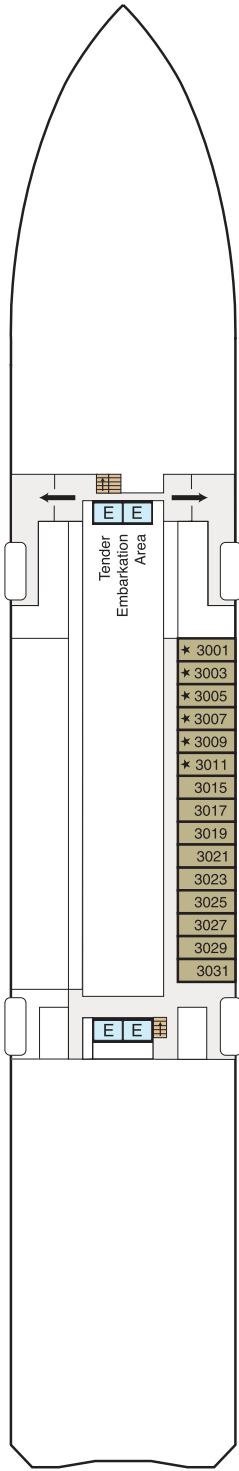
DECK 6



DECK 5



DECK 4



DECK 3

SHIPS' SPECIFICATIONS

Year Built: Regatta & Insignia 1998, Nautica 2000 | Refurbishment Dates: Regatta, May 2014; Insignia, April 2014; Nautica, May 2014 | Gross Tonnage: 30,277

Length: 593.7 feet | Beam: 83.5 feet | Cruising Speed: 18 knots | Guest Decks: 9 | Guest Capacity (Double Occupancy): 684 | Staff Size: 400

Guest-to-Staff Ratio: 1.71 to 1 | Nationality of Officers: European | Country of Registry: Marshall Islands

FORWARD

AFT

FORWARD

AFT