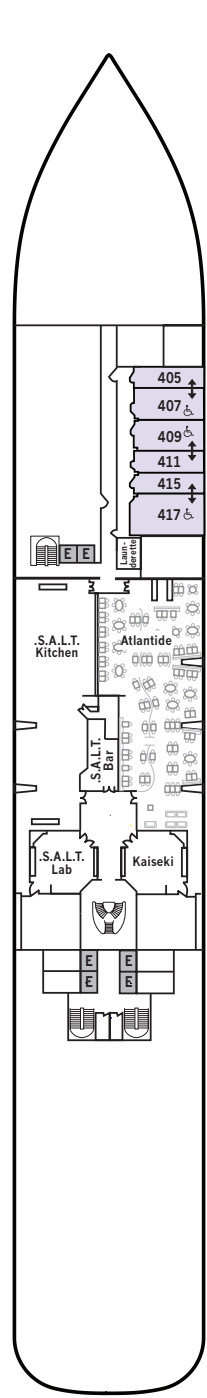



SILVER DAWN – Deck Plans



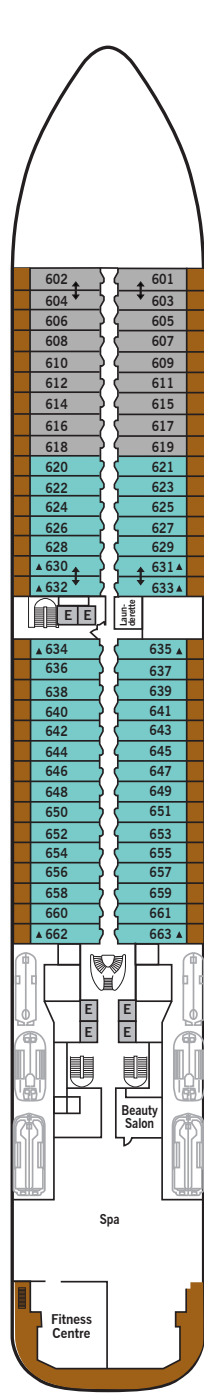
DECK 4

- Atlantide
- Kaiseki
- .S.A.L.T. Kitchen
- .S.A.L.T. Bar
- .S.A.L.T. Lab



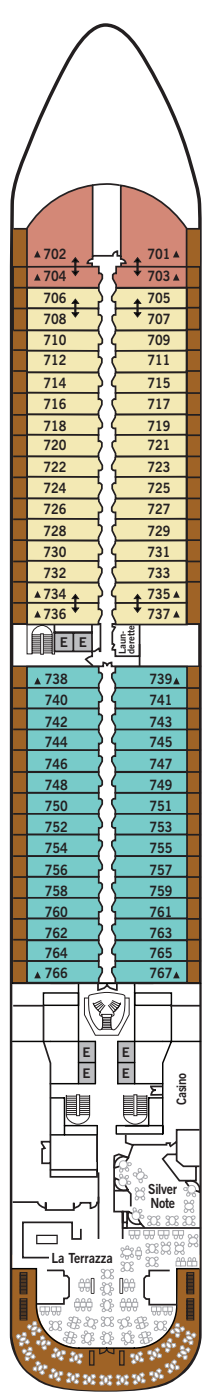
DECK 5

- Reception/
Guest Relations
- Shore Concierge
- Dolce Vita
- Venetian Lounge
- Cruise Consultant



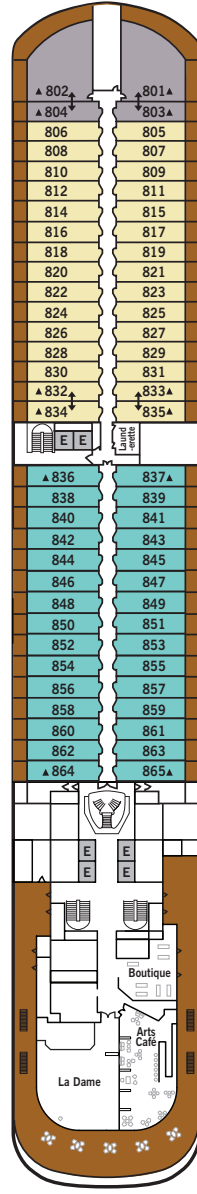
DECK 6

- Beauty Spa
- Fitness Centre



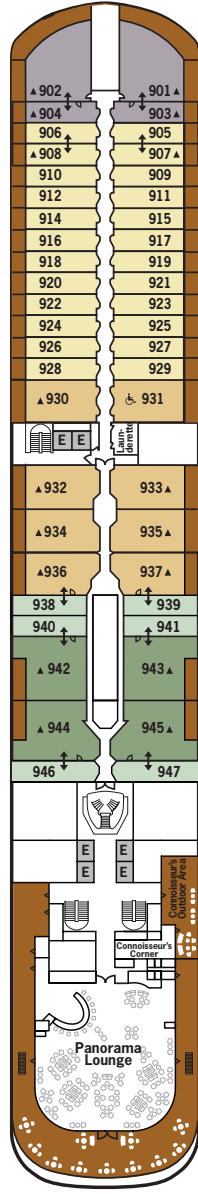
DECK 7

- La Terrazza
- Silver Note
- Casino




DECK 8

- Arts Café
- Boutique
- La Dame



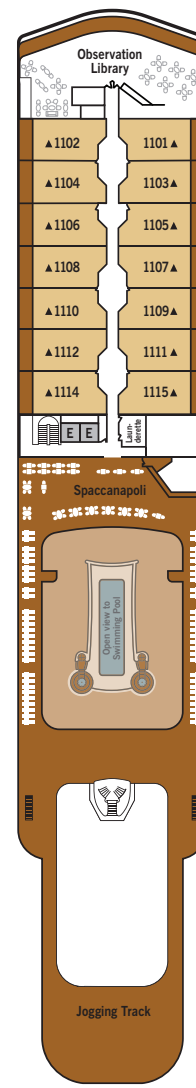
DECK 9

- Panorama Lounge
- Connoisseur's Corner



DECK 10

- Pool Deck
- Pool Bar
- The Grill
- Whirlpool Area



DECK 11

- Observation Library
- Spaccanapoli
- Jogging Track

SUITE CATEGORIES

- Owner's Suite
- Grand Suite
- Royal Suite
- Silver Suite
- Deluxe Veranda Suite
- Superior Veranda Suite
- Classic Veranda Suite
- Panorama Suite
- Vista Suite

SPECIFICATIONS

- Crew 411
- Officers European
- Guests 596
- Tonnage 40,700
- Length 698 Feet / 212.8 Metres
- Width 86 Feet / 27 Metres
- Speed 19.8 Knots
- Passenger Decks 8
- 3rd Guest Capacity ▲
- Connecting Suites ↑↓
- Wheelchair Accessible Suites ♿
- 407, 409, 417, 931
- Built 2021
- Registry Bahamas

Deckplans are for illustration purposes only and may be subject to change

Suite diagrams shown are for illustration purposes only and may vary from actual square footage. Please refer to suite specifications for square footage.