

Towards a Nordic- Baltic circular textile system

Kristiina Martin

Stockholm Environment Institute Tallinn Centre, SEI Tallinn

Helsinki, 20th November 2019



Nordic Council
of Ministers



Project background (1)

“Towards a Nordic-Baltic circular textile system: an analysis of post-consumer textiles in Baltic countries, recommendations for policy interventions and sector development”

PROJECT PARTNERS:

SEI Tallinn (Estonia)

Planmiljö (Denmark)

Green Liberty (Latvia)

Resources for Sustainable Development/TEXTALE (Lithuania)

Project background (2)

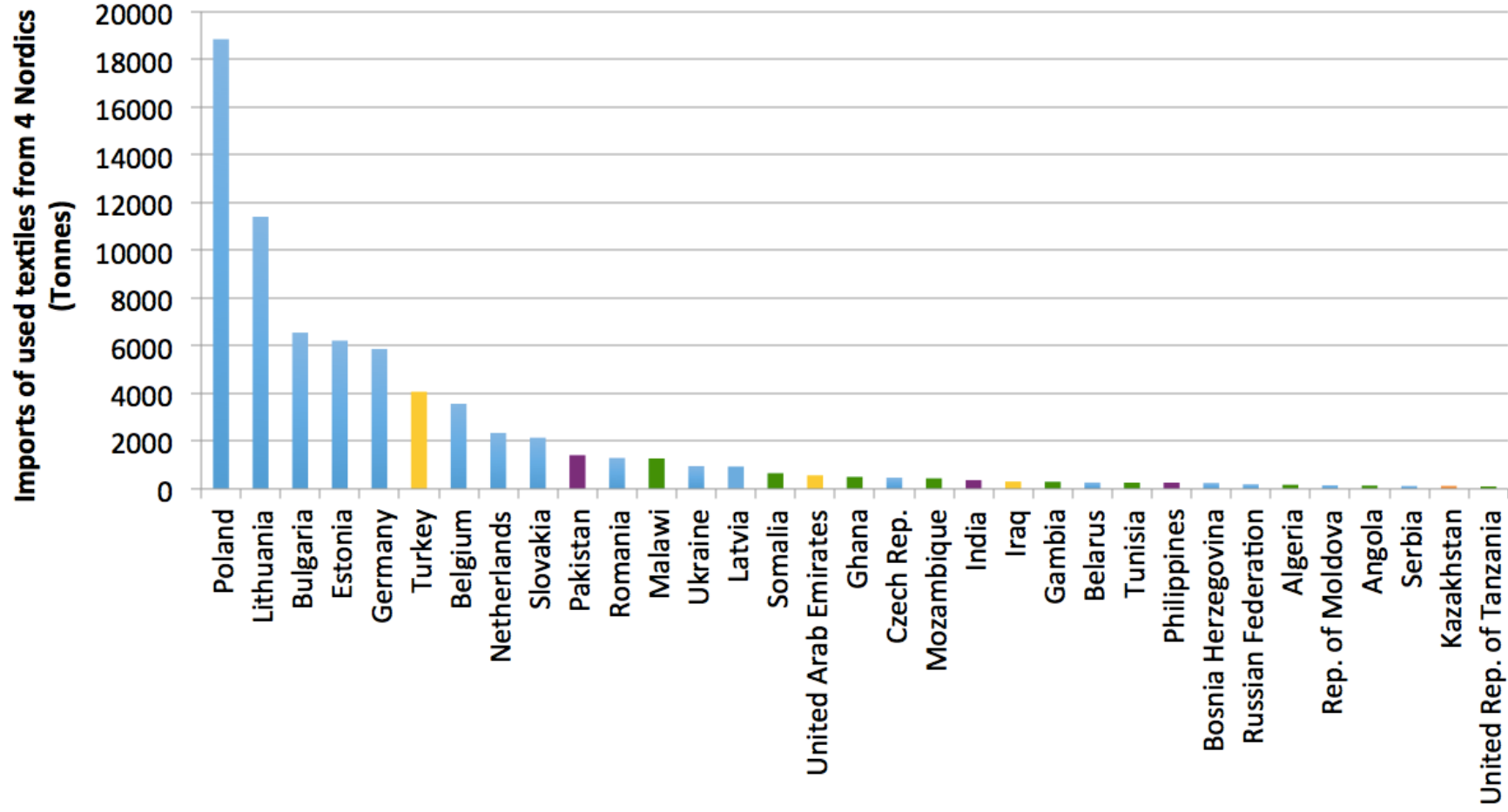
FINANCING: Nordic Council of Ministers (85%) + additional funding

PROJECT COST: 135 000 EUR

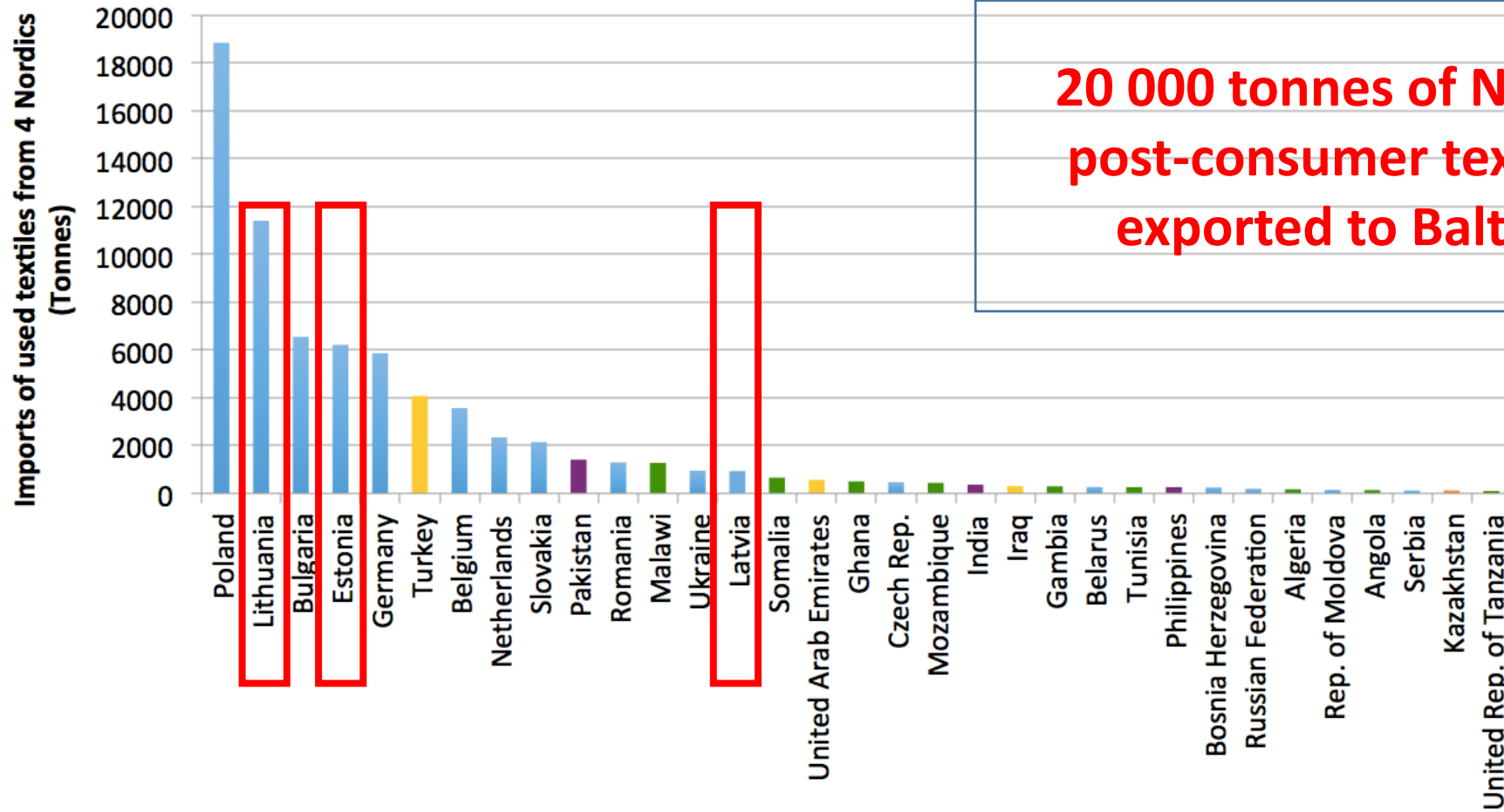


DURATION: 1.11.2018-30.04.2020

First Destinations for Nordic Exports



First Destinations for Nordic Exports



20 000 tonnes of Nordic post-consumer textiles exported to Baltics

Project aim

- To **increase the knowledge** of the Baltic States regarding prevention and reduction of textile waste generation (focus on post-consumer textiles); to **share best practices** from the Nordic countries and the rest of the world
- Increase **stakeholder dialogue** and bring together Nordic and Baltic experts and practitioners
- Develop policy **recommendations and proposals** for the development of a circular textile system

Main activities

1. Mapping and analysis of textiles (EST, LT, LV) – joint report
2. International conferences/workshops (3), local round-tables and meetings for stakeholder engagement
3. Recommendations on policy interventions and sector development for circular textile system (business models, partnerships, regulations) – joint report

Local Mapping



Nordic Council
of Ministers



Methodology

Annual supply of new textiles (tonnes) = Domestic production + Imports – Exports

Consumption of secondhand textiles (tonnes) = Locally collected + Import – Export – Waste (locally collected)

STATISTICAL DATA

- Domestic production
- Imports and exports
- Waste statistics according to national waste data

STAKEHOLDER INTERVIEWS

- Key actors in used textile value chain
- Key actors in waste treatment

Mapping results for Baltic Countries



Nordic Council
of Ministers



Topics

- Consumption of new and used textiles
- Separately collected post-consumer textiles from households
- Post-consumer textiles in mixed household waste
- Imports and export of used textiles and the wholesale sector

Involved stakeholders



COLLECTORS
OF SH
CLOTHES



IMPORTERS
OF SH
CLOTHES/
WHOLESALE
SECTOR



WASTE
MANA-
GEMENT
COMP.



MUNICI-
PALITIES

Interesting findings

Low consumption of new clothing in Baltics

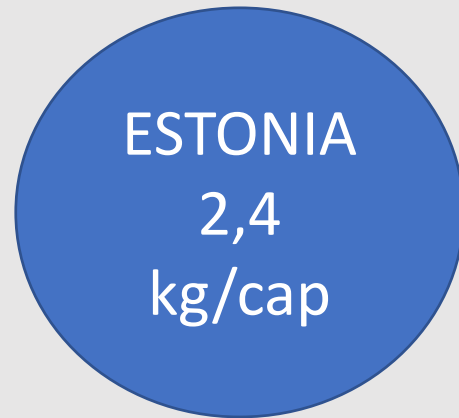
ESTONIA
11,4
kg/cap

LATVIA
4,7
kg/cap

LITHU-
ANIA
5,1
kg/cap

Nordic
average
13,6
kg/cap

High consumption of secondhand clothing in Baltics



17% of total
textile
consumption

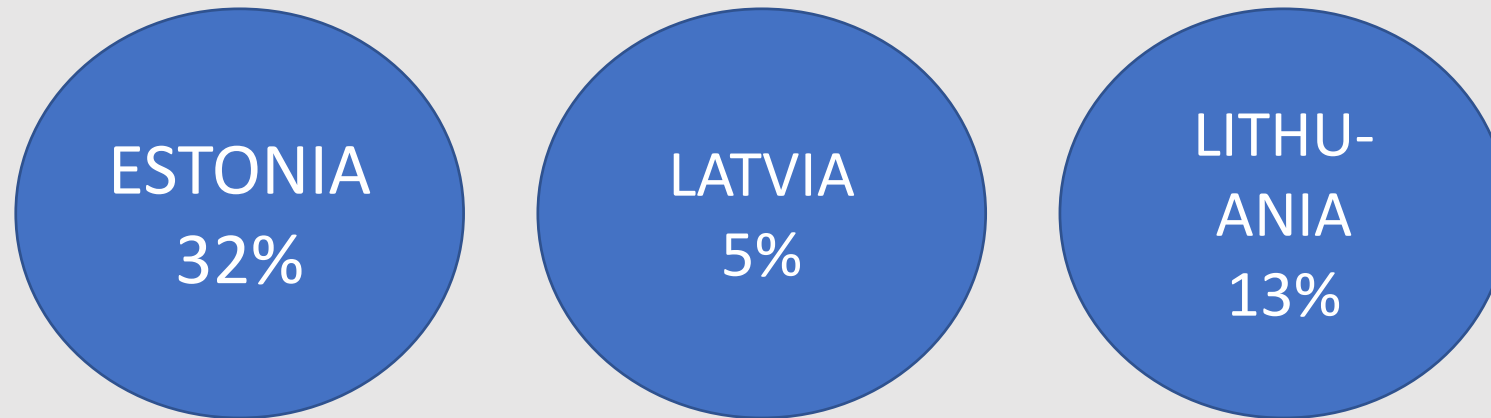


33% of total
textile
consumption



33% of total
textile
consumption

Separate collection of textiles



More than two-thirds of textiles are ending up in mixed household waste.

Import of secondhand clothes to Baltics



The textiles are mostly imported of sorting and then they are further exported for reuse and recycling.

Journey of used textiles



- Lower quality textiles are directed for recycling in Central Asia and Middle East
- Only reusable clothes are making their way to Africa, mostly tropical grade

Textiles as waste

- Sorting operations generate around 5 500 tonnes of textile waste that are landfilled or incinerated
- Municipal waste companies in EST and LIT have set up separate collection systems for used textiles, but these are landfilled or incinerated
- Up to 75% of textiles put on the market most probably end up in mixed household waste

Next steps

- Policy development/recommendation together with local stakeholders
- Industry development with local stakeholders
- Joint report
- Industry development conference in Vilnius, 28th of January

Kristiina Martin
SEI Tallinn

kristiina.martin@sei.org



Nordic Council
of Ministers

