



GAME 27 • UCF AT SOUTH FLORIDA

Director, Strategic Communications: Daniel Forcella | Cell: (207) 650-6790 | Email: dforcella@athletics.ucf.edu

Assistant Director, Strategic Communications: Kelly Cartner | Cell: (248) 978-5201 | Email: kcartner@athletics.ucf.edu

GAME INFORMATION

Date Wednesday, Feb. 27
 Time 7 p.m.
 Site Tampa, Fla.
 Stadium Yuengling Center
 Capacity 10,411
 TV ESPN3
 Play-by-Play Drew Fellios
 Analyst Mike O'Donnell
 Radio FM96.9/AM740 The Game
 Play-by-Play Marc Daniels
 Twitter @UCF_MBB
 Hashtag #ChargeOn

SCHEDULE/RESULTS

O29	Flagler&		W, 86-69
N6	Rider	ESPN3	W, 84-70
N11	FAU	ESPN3	L, 80-79
N15	vs. Cal State Fullerton#	ESPN3	W, 68-52
N16	vs. Saint Joseph's#	ESPN2	W, 77-57
N18	vs. Western Kentucky#	ESPN2	W, 78-62
N24	Northern Kentucky	ESPN3	W, 66-53
N29	Alabama	ESPNU	W, 70-64
D2	at Missouri	ESPNU	L, 64-62 (ot)
D8	Grambling	ESPN3	W, 70-45
D11	Georgia Southern	ESPN3	W, 95-88
D16	Stetson	ESPN3	W, 90-65
D21	Illinois State	ESPN3	W, 77-56
J2	Temple*	ESPNNews	W, 78-73
J5	at UConn*	ESPNNews	W, 65-53
J13	ECU*	ESPNU	W, 76-65
J16	at Wichita State*	CBSSN	L, 75-67
J19	Tulsa*	ESPNU	W, 64-62
J23	at Tulane*	ESPN3	W, 75-50
J27	at Memphis*	CBSSN	L, 77-57
J31	UConn*	ESPNU	W, 73-67
F7	#12/12 Houston*	CBSSN	L, 77-68
F10	at SMU*	ESPNNews	W, 71-65
F13	S. Florida*	ESPNNews	W, 78-65
F16	Memphis*	ESPN2	W, 79-72
F21	at Cincinnati*	ESPN2	L, 60-55
F24	SMU*	CBSSN	W, 95-48
F27	at S. Florida*	ESPN3	7 p.m.
M2	at Houston*	ESPN	4 p.m.
M7	Cincinnati*	ESPN/2	7 p.m.
M9	at Temple*	ESPN2/News	4 p.m.
M14	AAC First Round%	TBD	TBD
M15	AAC Quarterfinals%	TBD	TBD
M16	AAC Semifinals%	TBD	TBD
M17	AAC Finals%	TBD	TBD

* American Athletic Conference contest
 & Exhibition contest
 # Myrtle Beach Invitational
 % American Athletic Conference Tournament
 All times Eastern



UCF KNIGHTS (20-6, 10-4)

Head Coach: Johnny Dawkins (Duke, 1986)

Record at UCF: 63-31 (3rd Season)

Overall Record: 219-146 (11th Season)

SOUTH FLORIDA BULLS (18-9, 7-7)

Head Coach: Brian Gregory (Oakland, 1990)

Record at South Florida: 28-30 (2nd Season)

Overall Record: 276-210 (15th Season)

UCFACTS

SETTING THE SCENE

- The Knights are coming off of one of their best games of the season, a dominating 95-48 home victory over SMU.
- UCF now heads on the road in three of its final four games, starting with rival South Florida in the second of two War On I-4 games.
- The Knights defeated the Bulls 78-65 at home back on Feb. 13 and look for similar success on Wednesday night in Tampa.
- UCF is currently tied for third in the American Athletic Conference standings at 10-4 and 20-6 overall with four games to play in the regular season.

20 REGULAR SEASON WINS

- With the win over SMU, UCF earned its 20th victory of the season, the second time in three years under head coach Johnny Dawkins that the Knights have accomplished the feat.
- The 20 regular season wins matches the 2016-17 team's total of 20, going 20-10.
- In fact, a win on Wednesday would mark UCF's most regular season wins since going 21-9 during the 2011-12 regular season.

TACKO'S 20-20 VISION

- Before the season, head coach Johnny Dawkins challenged Tacko Fall to get a 20-20 game as a senior. He knew he was capable.
- In UCF's 95-48 dismantling of SMU, Fall finished with a season-high 23 points and a career-high 20 rebounds.
- It marked the first 20-20 game by a Knight in UCF Division I era
- It also tied the UCF Division I era record for rebounds in a game, trailing only Ron Thornton (23) and Ed Fluitt (23, 21), who grabbed more in a single game in 1981 and 1971-72, respectively.

WINNING BY 47 POINTS IS A LOT

- Everything was clicking for UCF on Sunday, when the Knights took down SMU 95-48.
- It was the third time this season the Knights scored 90 or more points, matching the Georgia Southern game for the most points scored in a game this season.
- It was also the second least point an opponent has scored on UCF this season, trailing only the Grambling State game, when the Knights allowed just 45 points.
- The 47-point margin was the largest margin of victory for UCF since winning by 54 over West Florida back in 2010.
- The last time UCF won by 40 or more was against Jacksonville in 2013.

A UCF WIN WOULD

- Be better than a loss
- Mark the program's most regular season wins since going 21-9 in 2011-12
- Give the Knights their eighth straight win over South Florida
- Be UCF's first quadrant one win of the year
- Pull the Knights up to .500 on the road
- Give the Knights an 11-4 record in the AAC, matching their most AAC wins ever

RECORD BREAKDOWN

Overall	20-6
The American	10-4
Non-Conference	10-2
Home	14-2
Away	3-4
Neutral	3-0

Twitter: @UCF_MBB | Instagram: UCF.MBB | Facebook: /UCFMensBasketball



BY THE NUMBERS

Table comparing UCF Knights and South Florida Bulls statistics across categories like Points, Defense, FG%, etc.

SERIES INFORMATION

Overall: South Florida, 22-16
in Tampa: South Florida, 12-7
in Orlando: UCF, 9-8
at Neutral location: South Florida, 2-0
Streak: UCF won 7
Last meeting: UCF 78, South Florida 65
Last South Florida win: South Florida 74, UCF 45

The War On I-4 dates back to 1972 when UCF and South Florida first met on the hardwood. On Feb. 22, 1972 the Bulls won 115-96 in Tampa.

South Florida dominated the series for a while, winning 18 of the first 22 matchups between the two teams. The Knights' first win in the series was on Nov. 30, 1974.

UCF began to get back in it, winning three out of four between 2008 and 2012, and have dominated since both teams joined the American Athletic Conference.

The Knights have won nine out of 11 games played since the 2013-14 season, including each of the last seven. The Bulls' last victory was near the end of the 2014-15 season in Tampa.

Last year, the Knights won 71-69 in Tampa and 72-57 in Orlando to sweep the season series. Earlier this season UCF won 78-65 at CFE Arena.

The UCF Athletics Department as a whole has won the War On I-4 Rivalry Series each of the first two years of its official existence.

This year, the Knights currently lead the series 36-6 with three more points up for grabs on Wednesday.

KNIGHT NOTES

OFFENSIVE EFFICIENCY

- Known for their defense the last few years under Johnny Dawkins, the Knights have been extremely efficient offensively in 2018-19.
UCF is only fifth in The American with 73.7 points per game, but the Knights lead the league in field goal percentage, shooting 47.0 percent from the floor.

DOMINATING DEFENSE

- It's the defense that has dominated under Dawkins though, holding opponents to a combined 38.10 percent from the floor the previous two seasons, which led the nation during that time.
Only two teams in the nation were ranked in the top six in scoring defense in both 2016-17 and 2017-18, UCF and Virginia.

HOLDING THE LEAD

- The veteran group for UCF has been solid in holding a lead in 2018-19.
UCF is a perfect 20-0 when leading with two minutes remaining in the game.
Conversely, the Knights are 0-6 when tied or trailing with two minutes left on the clock.

TAKING CARE OF THE BALL

- UCF is much improved this season in not turning the ball over, ranking 26th in all of NCAA Division I with just 300 turnovers.
With 11.4 turnovers per game, the Knights would destroy the program record for fewest turnovers per game in a season if it ended today (13.0).

TACKO TIME

- Tacko Fall leads The American and ranks seventh in the nation with 2.69 blocks per game.
He also leads the league with a 76.6 field goal percentage and would lead the nation if he made enough field goals per game to qualify.
Accumulating 265 blocks in his career, Fall is the all-time leader in career blocks at UCF.

FALL FACTS

- Among the 40 tallest living human beings in the world.
At 7-foot-6, he is the tallest player in NCAA Division I basketball and taller than any NBA player.
Hand Length: 10.5 inches | Wingspan: 8 feet, 4 inches | Shoe Size: 22
Successfully won all 26 tipoffs this season and each of the last 30 dating back to last season.

AWESOME AUBREY

- Aubrey Dawkins has been named the American Athletic Conference Player of the Week twice, and earned American Weekly Honor Roll accolades once this season.
He is currently second on the team and 12th in The American with 15.3 points per game.
Dawkins is also fourth on the team 5.0 rebounds per game.
His 79.7 percent mark from the free throw line leads the Knights and ranks fifth in the AAC.



QUICK FACTS

UCF INFORMATION

Location	Orlando, Fla.
Founded	1963
Enrollment	67,000+
Nickname	Knights
Colors	Black and Gold
Conference	American Athletic
President	Dr. Dale Whittaker
Director of Athletics	Dr. Daniel J. White
Athletics Phone	(407) 823-2261
Ticket Office Phone	(407) 823-1000

CFE ARENA

Capacity	10,000
Year Opened	2007
Press Row Phone	(407) 823-2477

BASKETBALL HISTORY

First Year of Basketball	1969-70
First Year in Division I	1984-85
First Year in AAC	2013-14
All-Time Record	759-619/812-619*
NCAA Tournaments/Last	Four/2005

*2008-09 (17-14), 2009-10 (15-17), 2010-11 (21-12)
victories were vacated due to NCAA sanctions

TEAM INFORMATION

2017-18 Record	19-13
Conference Record/Finish	9-9/6th
Home Record	12-4
Road Record	5-7
Neutral Record	2-2
Conference Tournament	Quarterfinals
Postseason	--
Starters Returning/Lost	4/1
Letterwinners Returning/Lost	9/2
Newcomers	6

STRATEGIC COMMUNICATIONS

Director (MBB, Primary)	Daniel Forcella
Office Phone	(407) 823-2142
Cell Phone	(207) 650-6790
Email	dforcella@athletics.ucf.edu
Assistant Director (MBB, Secondary)	Kelly Cartner
Office Phone	(407) 823-6489
Email	kcartner@athletics.ucf.edu
Mailing Address	Spectrum Stadium 4465 Knights Victory Way Orlando, FL 32816
Website	www.UCFKnights.com
Twitter	@UCF_MBB
Instagram	UCF.MBB
Facebook	/UCFMensBasketball

KNIGHT NOTES

BIG SHOT BARRY

- BJ Taylor has led UCF in scoring each of his three seasons on the court, and now his 16.6 points per game leads the Knights and ranks eighth in The American in 2018-19.
- The Orlando native was named the Preseason Player of the Year and Preseason First Team All-Conference in The American.
- If he continues pace, Taylor could become the first player in UCF's D1 era to average 15+ points per game in three consecutive seasons.
- With a knack of getting to the line, Taylor ranks second all-time at UCF with 419 free throws made and is 21st in the nation this season with 150 free throws made.
- He also ranks seventh all-time with 305 assists and ninth with 170 three-pointers.
- Over the last six games, Taylor has totaled 31 assists and just seven turnovers.

TAYLOR ALREADY IN THE CLUB

- Taylor became the 19th player in UCF history to join the 1,000-Point Club when he achieved the feat Feb. 21, 2018 at Tulsa.
- Taylor scored 1,000 points in just 66 games, believed to be the third fastest in UCF's Division I history behind Ken Leeks (1988-92) and Darryl Davis (1991-95).
- He now has 1,523 in his career, passing former teammate Matt Williams, Marcus Jordan and most recently D'Quarius Stewart for ninth place in program history.
- Taylor is one of just four players in UCF history to rank in the top 10 in program history in both points and assists.

BATTLING ON THE BOARDS

- The Knights hold a slight +2.0 advantage in rebounds over their opponents, but when they're doing it well it leads to wins.
- UCF is 16-0 on the season when outrebounding its opponent, and 18-0 when matching or bettering its opponent's rebound total.
- The Knights rank fifth in the league with 37.2 rebounds per game and are sixth in rebounding defense, allowing 35.2 per contest.

MR. SMITH GOES TO THE HOLE

- Collin Smith has been a key contributor in his first season on the court for the Knights, starting all but one game.
- The 6-foot-11 versatile forward is fourth on the team with 8.1 points per game and third with 5.3 rebounds per contest.
- After starting the year 13-of-30, has shot 41-of-54 (75.9%) from the free throw line since Dec. 2
- Scored a season-high 18 points, dished out a career-high five assists and grabbed 10 boards for his third double-double of the season in the win at SMU on Feb. 10.

TERRELL TERRIFIC

- Terrell Allen has had a stellar 2018-19 campaign, averaging 7.3 points and ranking sixth in The American with 4.2 assists per game.
- Allen also ranks fourth in the league and 23rd in the nation with a 2.87 assist-to-turnover ratio.
- He has had at least four assists in all but eight games this season.
- Allen is shooting well beyond the arc, converting 22 of his 51 attempts on the year.
- He has been in double figures in three of the last four games.
- The point guard had a career day in the win over Saint Joseph's in the semifinal of the Myrtle Beach Invitational, scoring a career-high 22 points on a career-best four three-pointers.

BEATEN BY BUZZER

- The Knights are 20-6 on the season, but two of their six losses came from buzzer-beaters.
- The Black and Gold's first loss was to FAU as an Owl airball led to a buzzer-beating putback with no time on the clock.
- The team's second non-conference defeat was on the road at Missouri, which needed a three-pointer with no time left on the clock to send the game into overtime.

FASTEST TO FIFTY

- With the win over Grambling State, Johnny Dawkins eclipsed 50 victories as the head coach at the University of Central Florida.
- He is the fastest head coach to 50 wins in UCF's Division I era.
- Dawkins has won 219 games in his career overall.

RECORD BY LINEUP

GUARD	GUARD	GUARD	FORWARD	CENTER	RECORD
Terrell Allen	B.J. Taylor	Aubrey Dawkins	Collin Smith	Tacko Fall	19-6
Terrell Allen	B.J. Taylor	Aubrey Dawkins	Chad Brown	Tacko Fall	1-0



LAST TIME VS. SOUTH FLORIDA

UCF 78 • SOUTH FLORIDA 65
FEBRUARY 10 • DALLAS, TEXAS

Official Basketball Box Score -- Game Totals -- Final Statistics
South Fla. vs UCF
02/13/19 7:00 pm at Orlando, Fla. (CFE Arena)

South Fla. 65 • 17-7;7-5

Box score table for South Florida with columns for Player, FG-FGA, 3-Ptr, FT-FTA, Rebounds, PF, TP, A, TO, Blk, Stl, Min.

FG % 1st Half: 8-28 28.6% 2nd half: 13-29 44.8% Game: 21-57 36.8%
3FG % 1st Half: 2-11 18.2% 2nd half: 7-13 53.8% Game: 9-24 37.5%
FT % 1st Half: 7-16 43.8% 2nd half: 7-11 63.6% Game: 14-27 51.9%

UCF 78 • 18-5;8-3

Box score table for UCF with columns for Player, FG-FGA, 3-Ptr, FT-FTA, Rebounds, PF, TP, A, TO, Blk, Stl, Min.

FG % 1st Half: 13-26 50.0% 2nd half: 11-18 61.1% Game: 24-44 54.5%
3FG % 1st Half: 3-7 42.9% 2nd half: 2-4 50.0% Game: 5-11 45.5%
FT % 1st Half: 10-22 45.5% 2nd half: 15-22 68.2% Game: 25-44 56.8%

Officials: Olandis Poole, Todd Austin, Pat Adams
Technical fouls: South Fla. -None. UCF-None.
Attendance: 4719

Score by periods table with columns for 1st, 2nd, Total.

Points in paint, Off T/O, 2nd Chance, Fast Break, Bench table.

Last FG - USF 2nd-00:20, UCF 2nd-04:55.
Largest lead - USF None, UCF by 26 2nd-12:32.
USF led for 00:00. UCF led for 39:37. Game was tied for 00:23.

Score tied - 0 times.
Lead changed - 0 times.



GAME RECAP

ORLANDO (UCFKnights.com) – The UCF men’s basketball team defeated South Florida for the seventh time in a row on Wednesday night, winning 78-65 to improve to 18-5 on the season and 8-3 in American Athletic Conference play.

“We beat a good team tonight. South Florida’s been playing really well,” UCF head coach Johnny Dawkins said after the game. “They had won five games in a row in conference. That’s really hard to do. Our conference is so deep and talented. I’m just really happy that our guys came out with a sense of urgency. They came out focused right from the start.”

Right from the start is correct. After successfully winning his 23rd straight tipoff of the season, Tacko Fall scored the first bucket of the game, as the Knights sprinted out to a 13-0 lead in just under four minutes of game action.

UCF extended its lead to 18 points, at 22-4 on a three-pointer by Dayon Griffin, and led by as many as 19 in the first half before the Bulls made a run. A three-point play by South Florida’s Justin Brown cut it to just 10 points with under a minute left to play.

Terrell Allen gave the Knights the boost they needed heading into the break though, knocking down a three as the buzzer sounded to make it 39-25 at the half.

Allen, who hadn’t scored in double figures since the conference opener on Jan. 2, was solid all night, finishing with 14 points on 5-of-8 shooting and 2-of-3 from three-point range, four assists and no turnovers.

“I thought he was terrific,” Dawkins said of Allen. “He let the game come to him. He’s adjusting to (conference play). He made a lot of good plays. He was really solid with the basketball and he led us.”

Allen’s second bucket of the second half sparked another run for the Knights, one that basically put the game out of reach. A 14-2 spurt, capped by a conventional three-point play by Collin Smith, put UCF up 60-34 with 12:32 to play in the game and the Knights cruised to the 78-65 victory.

Fall finished with a game and season-high 21 points on 6-of-9 shooting from the field. He added nine rebounds and five blocked shots. Aggressive all night, he got to the line a school record 21 times. And for coming in shooting just 30 percent from the line, he connected on a respectable 9-of-21 (43%).

“I thought this was one of his best games,” Dawkins said of Fall. “It was probably the most assertive 26 minutes he’s played since I’ve coached him here. I felt his presence throughout the entire time he was out there, and that’s a tribute to him. He’s been working really hard.”

A team victory all the way around, four Knights scored in double figures and Smith finished with nine. Allen had 14, BJ Taylor added 13 to go with seven assists and just one turnover, and Aubrey Dawkins chipped in with 10 points.

The Bulls (17-7, 7-5), who came in ranked third in The American in field goal percentage defense at 40.7 percent, couldn’t figure out how to stop the Knights on Wednesday. UCF finished 54.5 percent from the floor, the Knights’ eighth time shooting over 50 percent this season.

The Knights also won the battle of the boards, 37-34, to improve to 16-0 when either matching or topping their opponents rebound total. South Florida came into Wednesday’s game second in the league with a +6.9 rebound margin.



NUMERICAL ROSTER

No.	Name	Pos.	Ht.	Wt.	Pos.	Hometown/High School/Last College
0	Yuat Alok*	C	6-11	225	Jr.	Auckland, New Zealand/Impact Academy [Fla.]/Chipola CC/TCU
1	BJ Taylor	G	6-2	195	r-Sr.	Orlando, Fla. (Boone)
2	Terrell Allen	G	6-3	185	r-Jr.	Upper Marlboro, Md. (DeMatha Catholic/Drexel)
3	Dre Fuller Jr.	G	6-5	210	Fr.	Fayetteville, N.C. (Admiral Farragut [Fla.])
4	Cesar DeJesus	G	6-2	190	r-So.	West New York, N.J. (Mt. Zion Prep [Md.])
5	Myles Douglas	F	6-8	215	So.	Edgewood, Md. (Aberdeen)
10	Dayon Griffin	G	6-4	210	r-Sr.	St. Petersburg, Fla. (St. Petersburg/Louisiana Tech)
12	Xavier Grant	G	6-3	180	Fr.	Fort Lauderdale, Fla. (American Heritage)
13	Levy Renaud	G	6-2	180	Fr.	Fort Lauderdale, Fla. (NSU University School)
14	Ibrahim Famouke Doumbia*	F	6-7	205	So.	Bamako, Mali (Miami Country Day/South Carolina)
15	Aubrey Dawkins	G	6-6	205	r-Jr.	Durham, N.C. (New Hampton Prep [N.H.]/Michigan)
20	Frank Bertz	G	6-5	180	Jr.	Hesperia, Calif. (Sultana/East Los Angeles College)
21	Chad Brown	F	6-9	245	Sr.	Deltona, Fla. (Deltona)
22	Chance McSpadden	G	6-4	185	r-Jr.	Winter Haven, Fla. (Winter Haven)
24	Tacko Fall	C	7-6	310	Sr.	Dakar, Senegal (Liberty Christian Prep [Fla.])
25	Ryan Anders	F	6-6	220	Fr.	Tampa, Fla. (Wharton)
31	Anthony Catotti	G	6-4	200	r-Sr.	Oviedo, Fla. (Seminole)
35	Collin Smith	F	6-11	240	r-So.	Jacksonville, Fla. (Bolles School/George Washington)

*ineligible for 2018-19 due to NCAA transfer rules


Head Coach: Johnny Dawkins (Duke, 1986), Third Year
Assistant Coach: Kevin Norris (Miami, 1998), Third Year
Assistant Coach: Vince Taylor (Duke, 1982), Second Year
Assistant Coach: Robbie Laing (Troy, 1982), Third Year
Director of Operations: Jimmy Drew (DePaul, 2011), Third Year
Director of Player Development: Kelvin Johnson (Richmond, 1985), Second Year
Video Coordinator: Jaycob Ammerman (Flagler, 2013), Third Year
Director of Sports Performance: Alex Parr (Maryland, 2006), Third Year
Athletic Trainer: Jarrett Schweim (Florida, 2006), Fifth Year
Equipment Manager: John Whitford (Manchester, 1995), 16th Year



B.J. TAYLOR
 #1 • G • r-Sr. • 6-2
 Orlando, Fla.



TERRELL ALLEN
 #2 • G • r-Jr. • 6-3
 Upper Marlboro, Md.



DRE FULLER JR.
 #3 • G • Fr. • 6-5
 Fayetteville, N.C.



CEASAR DEJESUS
 #4 • G • r-So. • 6-2
 West New York, N.J.



MYLES DOUGLAS
 #5 • F • So. • 6-8
 Edgewood, Md.



DAYON GRIFFIN
 #10 • G • r-Sr. • 6-4
 St. Petersburg, Fla.




AUBREY DAWKINS
 #15 • G • r-Jr. • 6-6
 Durham, N.C.



FRANK BERTZ
 #20 • G • Jr. • 6-5
 Hesperia, Calif.




CHAD BROWN
 #21 • F • Sr. • 6-9
 Deltona, Fla.



CHANCE MCSPADDEN
 #22 • G • r-Jr. • 6-4
 Winter Haven, Fla.



TACKO FALL
 #24 • C • Sr. • 7-6
 Dakar, Senegal



COLLIN SMITH
 #35 • F • r-So. • 6-11
 Jacksonville, Fla.



JOHNNY DAWKINS
 Head Coach
 Third Season

ALPHABETICAL

No.	Name	Yr.
2	Terrell Allen	r-Jr.
0	Yuat Alok	Jr.
25	Ryan Anders	Fr.
20	Frank Bertz	Jr.
21	Chad Brown	Sr.
31	Anthony Catotti	r-Sr.
15	Aubrey Dawkins	r-Jr.
4	Cesar DeJesus	r-So.
5	Myles Douglas	So.
14	Ibrahim Famouke Doumbia	So.
24	Tacko Fall	Sr.
3	Dre Fuller Jr.	Fr.
12	Xavier Grant	Fr.
10	Dayon Griffin	r-Sr.
22	Chance McSpadden	r-Jr.
13	Levy Renaud	Fr.
35	Collin Smith	r-So.
1	B.J. Taylor	r-Sr.

PRONUNCIATIONS

tuh - RELL, Allen
 YOO - at, A - lock
 Anthony, kuh - tah - dee
 SEE - zurr, duh - HAY - zeus
 TACO, Fall
 EE - bruh - heem, fuh - MOO - kay, DOOM - bee - uh
 DAY - on, Griffin
 LEV - ee, ray - NO

BY LOCATION

California		
20	Frank Bertz	Jr.
Florida		
25	Ryan Anders	Fr.
21	Chad Brown	Sr.
30	Anthony Catotti	r-Sr.
12	Xavier Grant	Fr.
10	Dayon Griffin	r-Sr.
22	Chance McSpadden	r-Jr.
13	Levy Renaud	Fr.
35	Collin Smith	r-So.
1	B.J. Taylor	r-Sr.
International		
0	Yuat Alok	Jr.
14	Ibrahim Famouke Doumbia	So.
24	Tacko Fall	Sr.
Maryland		
2	Terrell Allen	r-Jr.
5	Myles Douglas	So.
New Jersey		
4	Cesar DeJesus	r-So.
North Carolina		
15	Aubrey Dawkins	r-Jr.
3	Dre Fuller Jr.	Fr.

BY CLASS

Freshman (4)		
25	Ryan Anders	Fr.
3	Dre Fuller Jr.	Fr.
12	Xavier Grant	Fr.
13	Levy Renaud	Fr.
Sophomores (4)		
4	Cesar DeJesus	r-So.
5	Myles Douglas	So.
14	Ibrahim Famouke Doumbia	So.
35	Collin Smith	r-So.
Juniors (5)		
2	Terrell Allen	r-Jr.
0	Yuat Alok	Jr.
15	Aubrey Dawkins	r-Jr.
22	Chance McSpadden	r-Jr.
20	Frank Bertz	Jr.
Seniors (5)		
21	Chad Brown	Sr.
30	Anthony Catotti	r-Sr.
24	Tacko Fall	Sr.
10	Dayon Griffin	r-Sr.
1	B.J. Taylor	r-Sr.



THE AMERICAN

STANDINGS

School	AAC	Overall	Streak
Houston	13-1	26-1	W11
Cincinnati	12-2	23-4	W3
UCF	10-4	20-6	W1
Temple	10-4	20-7	W3
Memphis	9-6	17-11	W2
South Florida	7-7	18-9	L1
Wichita State	6-8	13-13	L1
Tulsa	6-9	16-12	L2
SMU	5-9	13-13	L1
UConn	4-10	13-14	L5
ECU	3-11	10-16	W1
Tulane	0-14	4-22	L16

*through games played 2/24/19

STATISTICAL LEADERS

Scoring	Team	PPG
1. Jeremiah Martin	Memphis	19.0
2. Shizz Alston Jr.	Temple	18.9
3. Jarron Cumberland	Cincinnati	18.6
4. Markis McDuffie	Wichita	18.2
5. Jahmal McMurray	SMU	17.6
6. Jayden Gardner	ECU	17.3
7. Jalen Adams	UConn	17.0
8. BJ Taylor	UCF	16.6
9. Quinton Rose	Temple	16.5
10. Caleb Daniels	Tulane	15.8

Rebounding	Team	RPG
1. Alexis Yetna	USF	9.7
2. Jayden Gardner	ECU	8.7
3. Samir Sehic	Tulane	7.7
4. Tacko Fall	UCF	7.3
5. Kyvon Davenport	Memphis	7.1

Field Goal Percentage	Team	Per.
1. Tacko Fall	UCF	76.6
2. Martins Igbanu	Tulsa	61.5
3. Josh Carlton	UConn	58.6
4. Alexis Yetna	USF	54.9
5. Jaime Echinique	Wichita	54.0

Assists	Team	APG
1. Laquincy Rideau	USF	5.5
2. Galen Robinson Jr.	Houston	5.3
2. Shizz Alston Jr.	Temple	5.1
4. Jeremiah Martin	Memphis	4.4
5. Jimmy Whitt Jr.	SMU	4.2
6. Terrell Allen	UCF	4.2

Free Throw Percentage	Team	Per.
1. Shizz Alston Jr.	Temple	89.4
2. Corey Davis Jr.	Houston	88.4
3. Jalen Adams	UConn	84.7
4. Markis McDuffie	Wichita	83.2
5. Aubrey Dawkins	UCF	79.7

Blocked Shots	Team	BPG
1. Tacko Fall	UCF	2.7
2. Josh Carlton	UConn	1.7
3. Jaime Echinique	Wichita	1.6
4. Nysier Brooks	Cincinnati	1.5
5. Brison Gresham	Houston	1.5

Assist-to-Turnover	Team	Ratio
1. Justin Jenifer	Cincinnati	4.0
2. Galen Robinson Jr.	Houston	3.0
3. Jimmy Whitt Jr.	SMU	3.0
4. Terrell Allen	UCF	2.9
5. Shizz Alston Jr.	Temple	2.2

through games played 2/24/19

PRESEASON HONORS

FIRST TEAM

Jalen Adams	Sr.	Guard	UConn
Jarron Cumberland Jr.	Jr.	Guard	Cincinnati
Jeremiah Martin	Sr.	Guard	Memphis
Quinton Rose	Jr.	Guard	Temple
B.J. Taylor	r-Sr.	Guard	UCF

SECOND TEAM

Corey Davis Jr.	Sr.	Guard	Houston
Tacko Fall	Sr.	Center	UCF
Jarrey Foster	Sr.	Guard	SMU
Markis McDuffie	Sr.	Forward	Wichita State
Jahmal McMurray	Sr.	Guard	SMU
Sterling Taplin	Sr.	Guard	Tulsa

PLAYER OF THE YEAR

B.J. Taylor	r-Sr.	Guard	UCF
-------------	-------	-------	-----

FRESHMAN OF THE YEAR

Nate Hinton	Fr.	Guard	Houston
-------------	-----	-------	---------

Rank Team (First Place Votes) Points

1.	UCF (6)	114
2.	Cincinnati (3)	107
3.	Houston (2)	103
4.	Memphis (1)	85
5.	UConn	75
6.	Temple	74
7.	SMU	63
8.	Wichita State	60
9.	Tulsa	48
10.	Tulane	23
11.	ECU	22
12.	S. Florida	18

WEEKLY HONORS

Player of the Week

Nov. 12 - Shizz Alston Jr.	Senior	Guard	Temple
Nov. 12 - Markis McDuffie	Senior	Forward	Wichita State
Nov. 19 - Aubrey Dawkins	Junior	Guard	UCF
Nov. 26 - Jarron Cumberland	Junior	Guard	Cincinnati
Dec. 3 - Armoni Brooks	Junior	Guard	Houston
Dec. 10 - DaQuan Jeffries	Senior	Guard	Tulsa
Dec. 17 - Shizz Alston Jr.	Junior	Guard	Temple
Dec. 17 - Galen Robinson Jr.	Junior	Guard	Houston
Dec. 24 - Jarron Cumberland	Junior	Guard	Cincinnati
Jan. 7 - Aubrey Dawkins	Junior	Guard	UCF
Jan. 14 - Nate Pierre-Louis	Sophomore	Guard	Temple
Jan. 21 - Jarron Cumberland	Junior	Guard	Cincinnati
Jan. 28 - Jarron Cumberland	Junior	Guard	Cincinnati
Feb. 4 - Markis McDuffie	Senior	Forward	Wichita State
Feb. 11 - Corey Davis Jr.	Senior	Guard	Houston
Feb. 18 - Shizz Alston Jr.	Senior	Guard	Temple
Feb. 25 - Jeremiah Martin	Senior	Guard	Memphis

Rookie of the Week

Nov. 12 - Jayden Gardner	Freshman	Forward	ECU
Nov. 19 - Tyler Harris	Freshman	Guard	Memphis
Nov. 26 - Cedrick Alley Jr.	Freshman	Forward	Houston
Dec. 3 - Jayden Gardner	Freshman	Forward	ECU
Dec. 10 - Tyler Harris	Freshman	Guard	Memphis
Dec. 17 - Alexis Yetna	Freshman	Forward	South Florida
Dec. 24 - Alexis Yetna	Freshman	Forward	South Florida
Jan. 7 - Nate Hinton	Freshman	Forward	Houston
Jan. 14 - Jayden Gardner	Freshman	Forward	ECU
Jan. 14 - Alexis Yetna	Freshman	Forward	South Florida
Jan. 21 - Jayden Gardner	Freshman	Forward	ECU
Jan. 28 - Alexis Yetna	Freshman	Forward	South Florida
Feb. 4 - Jamarius Burton	Freshman	Guard	Wichita State
Feb. 11 - Cedrick Alley Jr.	Freshman	Forward	Houston
Feb. 18 - Jayden Gardner	Freshman	Forward	ECU
Feb. 25 - Dexter Dennis	Freshman	Guard	Wichita State

UCF on the Honor Roll

B.J. Taylor	Senior	Guard	Nov. 12
B.J. Taylor	Senior	Guard	Dec. 3
B.J. Taylor	Senior	Guard	Dec. 10
Aubrey Dawkins	Junior	Guard	Feb. 11
B.J. Taylor	Senior	Guard	Feb. 18
Tacko Fall	Senior	Center	Feb. 25



TRENDS

Table with 2 columns: Category and Value. Includes trends like 'Win the tip', 'Home games', 'Opponent Scores', etc.

THE LAST TIME

Table with 3 columns: Category, UCF, and Opponent. Lists various game statistics and opponent names.

Table with 2 columns: Category and UCF Player. Lists player names and their performance in various categories.



RECORDS WATCH

Career Field Goal Percentage

(min. 200 attempts)

1. Tacko Fall (2015-present)	.744 (461-620)
2. Willie Edison (1980-82)	.617 (246-399)
3. Tyrone Sparrow (1975-77)	.598 (158-264)
4. Jerry Prather (1974-78)	.584 (757-1,297)
5. Staphon Blair (2012-16)	.583 (215-369)

Career Rebound Average

1. Ed Fluitt (1971-73)	12.0
2. Ed Smith (1972-74)	9.9
3. Ruben Cotton (1979-81)	9.6
4. Ken Leeks (1988-92)	8.8
5. Jerry Prather (1974-78)	8.2
6. Keith Clanton (2009-13)	7.8
7. Lee Riley (1974-77)	7.7
Tacko Fall (2015-present)	7.7
9. Dan Faison (1983-85)	7.5
Don Mathis (1970-72)	7.5

Career Blocks

1. Tacko Fall (2015-present)	265
2. Keith Clanton (2009-13)	227
3. Ken Leeks (1988-92)	141
4. Paul Reed (2001-02)	127
5. Issac McKinnon (1979-83)	106
6. Staphon Blair (2012-16)	99
7. John Friday (1984-85, 86-87)	94
8. Chad Brown (2015-present)	91
9. Josh Bodden (2000-04)	88
10. Anthony Williams (2004-06)	86

Career Rebounds

1. Keith Clanton (2009-13)	1,000
2. Ken Leeks (1988-92)	942
3. Jerry Prather (1974-78)	849
4. Tacko Fall (2015-present)	827
5. Isaiah Sykes (2010-14)	764
6. Willy Belotte (1972-76)	698
7. Paul Reed (1999-02)	685
8. A.J. Davis (2015-18)	633
9. Dan Faison (1982-85)	626
10. Mario Lovett (1996-01)	608

Career Free Throws

1. Bo Clark (1975-77, 78-80)	456
2. BJ Taylor (2014-present)	419
3. Ken Leeks (1988-92)	413
4. Mike Clark (1969-73)	410
5. Keith Clanton (2009-13)	399
6. Marcus Jordan (2009-12)	350
7. Isaiah Sykes (2010-14)	335
8. A.J. Davis (2015-18)	319
9. Jermaine Taylor (2005-09)	308
10. Paul Reed (1999-02)	279

Career Points

1. Bo Clark (1975-77, 78-80)	2,866
2. Mike Clark (1969-73)	2,085
3. Jermaine Taylor (2005-09)	1,979
4. Jerry Prather (1974-78)	1,778
5. Ken Leeks (1988-92)	1,763
6. Keith Clanton (2009-13)	1,718
7. Isaiah Sykes (2010-14)	1,545
8. Darryl Davis (1991-95)	1,540
9. BJ Taylor (2014-present)	1,523
10. D'Quarius Stewart (1996-00)	1,387
Tacko Fall (2015-present)	1,077

Career 3-Point Field Goals

1. Matt Williams (2012-17)	274
2. Jermaine Taylor (2005-09)	251
3. Jason Thornton (1998-02)	220
4. Mike O'Donnell (2005-08)	195
5. Isaac Sosa (2008-11)	190
6. Josh Peppers (2003-07)	180
7. D'Quarius Stewart (1996-00)	175
Harry Kennedy (1995-97)	175
9. BJ Taylor (2014-present)	170
10. Ray Abellard (2001-03)	168

Career Assists

1. Sinua Phillips (1990-94)	531
2. Cory Perry (1996-00)	512
3. Al Miller (1999-03)	397
4. Mike Clark (1969-73)	361
5. Isaiah Sykes (2010-14)	336
6. Mike O'Donnell (2005-08)	319
7. BJ Taylor (2014-present)	305
8. Bo Clark (1975-77, 78-80)	302
9. Darryl Davis (1991-95)	294
10. Daiquan Walker (2012-16)	268

Single-Season Field Goal Percentage

(min. 100 attempts)

1. Tacko Fall (2017-18)	.767 (79-103)
2. Tacko Fall (2018-19)	.766 (107-140)
3. Tacko Fall (2015-16)	.750 (96-128)
4. Tacko Fall (2016-17)	.715 (168-235)
5. Davin Granberry (1997-98)	.672 (88-131)

Single-Season Free Throws

1. Marcus Jordan (2010-11)	165
2. Mike Clark (1970-71)	158
3. BJ Taylor (2018-19)	150
4. Bo Clark (1976-77)	144
5. Jermaine Taylor (2008-09)	138
Mike Clark (1971-72)	134
7. Ray Abellard (2002-03)	130
8. Bo Clark (1979-80)	129
9. BJ Taylor (2016-17)	126
Cleveland Jackson (1978-79)	126

Single-Season Free Throw Attempts

1. Mike Clark (1970-71)	225
2. Marcus Jordan (2010-11)	213
3. Isaiah Sykes (2013-14)	198
4. BJ Taylor (2018-19)	193
Isaiah Sykes (2012-13)	188
6. Ken Leeks (1991-92)	186
7. Mike Clark (1971-72)	185
8. Keith Clanton (2012-13)	177
9. Keith Clanton (2010-11)	176
10. BJ Taylor (2016-17)	175

Single-Season Rebounds

1. Ed Fluitt (1971-72)	364
2. Tacko Fall (2016-17)	343
3. Ruben Cotton (1979-80)	320
4. Dean Rossin (1980-81)	299
5. Ken Leeks (1990-91)	268

Single-Season Rebound Average

1. Ed Fluitt (1971-72)	14.0
2. Ruben Cotton (1979-80)	11.0
3. Dean Rossin (1980-81)	10.7
4. Ken Leeks (1990-91)	9.9
Wil Nix (1978-79)	9.9
6. Tacko Fall (2016-17)	9.5
7. Ed Smith (1973-74)	9.3
8. Ken Leeks (1989-90)	9.0
9. Paul Reed (2001-02)	8.9
Willy Belotte (1973-74)	8.9

Single-Season Blocks

1. Tacko Fall (2016-17)	94
2. John Friday (1986-87)	74
3. Tacko Fall (2015-16)	70
Tacko Fall (2018-19)	70
5. Keith Clanton (2012-13)	63
6. Keith Clanton (2010-11)	60
7. Keith Clanton (2011-12)	59
Tom Herzog (2010-11)	59
Isaac McKinnon (1983-84)	59
10. Paul Reed (2000-01)	56

Single-Game Field Goal Percentage

(min. 10 attempts)

1. Tacko Fall	1.000 (10-10)
	vs. Villanova (11/20/16)
Eddie Rhodes	1.000 (10-10)
	vs. Florida International (12/4/80)
Jerry Prather	1.000 (10-10)
	vs. Dickinson (1/10/76)
4. Keith Clanton	.933 (14-15)
	vs. Bethune-Cookman (12/12/12)
5. Tacko Fall	.917 (11-12)
	vs. Miami-Ohio (12/18/16)
6. Tacko Fall	.917 (11-12)
	at Stetson (12/2/15)
7. Tacko Fall	.909 (10-11)
	vs. Bethune-Cookman (12/21/16)
Pat Crocklin	.909 (10-11)
	vs. Mercer (2/22/86)
9. A.J. Davis	.900 (9-10)
	at Memphis (2/11/18)
Keith Clanton	.900 (9-10)
	vs. Alabama State (11/13/12)
Josh Peppers	.900 (9-10)
	at East Carolina (2/7/07)
Anthony Williams	.900 (9-10)
	vs. Campbell (12/16/04)
Ken Leeks	.900 (9-10)
	vs. UW-Milwaukee (12/15/90)

Single-Game Free Throws

1. Bennie Shaw vs. Medger Evers (12/18/75)	15
2. Jermaine Taylor vs. Sam Houston St. (1/3/09)	14
Stacey Castle vs. Georgia State (1/20/96)	14
Victor Saxton vs. Mercer (2/15/93)	14
Mike Clark vs. Greensboro (12/19/70)	14
6. BJ Taylor at Memphis (1/17/15)	13
Lavell Payne at Houston (1/24/07)	13
Brad Traina vs. Stetson (2/14/98)	13
Fred Crawford vs. FIU (2/12/88)	13

Single-Game Blocks

1. Tom Herzog vs. Bethune-Cookman (12/11/10)	8
Keith Clanton vs. SE Louisiana (12/4/10)	8
Tony Davis at USF (12/1/07)	8
4. Staphon Blair vs. USC Upstate (11/23/14)	7
Keith Clanton vs. Southern Miss (2/6/13)	7
John Friday vs. Delaware State (1/10/87)	7
John Friday vs. Western Illinois (1/5/87)	7
8. Tacko Fall at Missouri (12/2/18)	6
Tacko Fall vs. TCU (3/28/17)	6
Tacko Fall vs. Florida Atlantic (12/12/15)	6
Keith Clanton vs. Saint Thomas (11/12/11)	6
Anthony Williams vs. South Dakota St. (2/21/05)	6
Paul Reed vs. Stetson (1/2/02)	6
Dean Rossin vs. Florida Southern (2/9/80)	6

Single-Game Rebounds

1. Ron Thornton vs. Edward Waters (11/24/81)	23
Ed Fluitt vs. Embry-Riddle (12/1/71)	23
3. Ed Fluitt vs. Hawthorne (1/26/72)	21
4. Tacko Fall vs. SMU (2/24/19)	20
Paul Reed at Marist (12/22/01)	20
David Lewis vs. Eckerd (2/4/76)	20
Jim Flanagan vs. Florida Bible (1/11/71)	20
Don Mathis at Florida Bible (12/11/70)	20



NATIONAL POLLS

Associated Press Poll

Rk	Team	Record	Points
1	Gonzaga (44)	27-2	1569
2	Virginia (15)	24-2	1513
3	Duke (3)	24-3	1502
4	Kentucky (2)	23-4	1418
5	North Carolina	22-5	1326
6	Michigan State	23-5	1232
7	Tennessee	24-3	1190
8	Houston	26-1	1145
9	Michigan	24-4	1057
10	Marquette	23-4	1019
11	Texas Tech	22-5	938
12	Nevada	25-2	883
13	LSU	22-5	836
14	Purdue	20-7	820
15	Kansas	20-7	580
16	Kansas State	21-6	559
17	Maryland	21-7	549
18	Florida State	21-6	501
19	Wisconsin	19-8	466
20	Virginia Tech	21-6	392
21	Buffalo	24-3	288
22	Iowa	21-6	278
23	Cincinnati	23-4	263
24	Wofford	24-4	112
25	Washington	22-5	92

Others receiving votes: Louisville 90, Villanova 63, Iowa State 58, Mississippi State 28, Auburn 16, Baylor 10, VCU 4, Old Dominion 2, New Mexico State 1

USA Today Coaches Poll

Rk	Team	Record	Points
1	Gonzaga (26)	27-2	792
2	Virginia (2)	24-2	733
	Duke	24-3	733
4	Kentucky (4)	23-4	726
5	North Carolina	22-5	657
6	Houston	26-1	600
7	Tennessee	24-3	586
8	Michigan State	23-5	582
9	Marquette	23-4	526
10	Michigan	24-4	498
11	Texas Tech	22-5	454
12	Purdue	20-7	445
13	Nevada	25-2	425
14	LSU	22-5	382
15	Kansas State	21-6	291
16	Kansas	20-7	269
17	Florida State	21-6	266
18	Wisconsin	19-8	223
19	Virginia Tech	21-6	206
20	Maryland	21-7	204
21	Iowa	21-6	189
22	Cincinnati	23-4	173
23	Buffalo	24-3	138
24	Louisville	18-10	71
25	Washington	22-5	50
	Wofford	24-4	50

Others receiving votes: Iowa State 49, Villanova 40, Mississippi State 18, Baylor 7, Auburn 6, Furman 5, Arizona State 4, Florida 1, Hofstra 1

WEEK-BY-WEEK

Week	AP	Coaches	NET
Preseason	RV (15)	RV (5)	--
Week 2	--	RV (5)	--
Week 3	--	RV (2)	--
Week 4	RV (3)	RV (9)	49
Week 5	--	RV (5)	71
Week 6	--	RV (7)	61
Week 7	--	RV (7)	56
Week 8	--	RV (8)	46
Week 9	--	RV (9)	34
Week 10	RV (6)	RV (14)	31
Week 11	RV (17)	RV (26)	33
Week 12	--	RV (3)	37
Week 13	--	--	41
Week 14	--	--	43
Week 15	--	--	46
Week 16	--	--	40
Week 17	--	--	34
Week 18	--	--	--

MISCELLANEOUS STATS

Date	Opp.	W/L	Points in Paint			Pts Off TOs			2nd Chance Pts			Fast Break Pts		
			UCF	Opp	Diff	UCF	Opp	Diff	UCF	Opp	Diff	UCF	Opp	Diff
N6	Rider	W	42	30	+12	21	12	+9	9	22	-13	17	6	+11
N11	FAU	L	40	24	+16	17	13	+4	15	12	+3	11	12	-1
N15	vs. Fullerton	W	34	28	+6	15	11	+4	19	8	+11	8	13	-5
N16	vs. Saint Joe's	W	38	18	+20	19	11	+8	14	6	+8	14	12	+2
N18	vs. WKU	W	30	24	+6	23	12	+11	11	10	+1	11	14	-3
N24	NKU	W	30	18	+12	2	3	-1	14	5	+9	8	1	+7
N29	Alabama	W	28	34	-6	8	8	--	7	18	-11	13	6	+7
D2	at Missouri	L	18	20	-2	9	22	-13	7	16	-9	4	0	+4
D8	Grambling	W	20	24	-4	10	11	-1	13	14	-1	11	4	+7
D11	Ga. Southern	W	32	48	-16	8	18	-10	13	7	+6	7	20	-13
D16	Stetson	W	36	28	+8	15	8	+7	15	12	+3	26	10	+16
D21	Illinois State	W	38	18	+20	22	8	+14	14	7	+7	9	14	-5
J2	Temple	W	44	16	+28	19	9	+10	12	13	-1	14	15	-1
J5	at UConn	W	22	18	+4	20	19	+1	0	6	-6	14	7	+7
J13	ECU	W	24	22	+2	12	12	--	17	9	+8	24	12	+12
J16	at Wichita State	L	18	18	--	12	7	+5	9	8	+1	5	4	+1
J19	Tulsa	W	24	18	+6	12	9	+3	5	2	+3	12	23	-11
J23	at Tulane	W	40	20	+20	21	7	+14	17	14	+3	17	4	+13
J27	at Memphis	L	30	38	-8	12	13	-1	11	14	-3	11	5	+6
J31	UConn	W	32	22	+10	10	10	--	10	15	-5	16	17	-1
F7	Houston	L	22	20	+2	9	15	-6	4	9	-5	22	18	+4
F10	at SMU	W	32	24	+8	10	13	-3	6	15	-9	9	12	-3
F13	S. Florida	W	32	20	+12	19	6	+13	10	22	-12	7	10	-3
F16	Memphis	W	36	38	-2	18	15	+3	11	14	-3	27	19	+8
F21	at Cincinnati	L	14	16	-2	18	17	+1	6	12	-6	8	2	+6
F24	SMU	W	46	14	+32	2	3	-1	20	13	+7	13	1	+12
F27	at S. Florida													
M2	at Houston													
M7	Cincinnati													
M9	at Temple													

DUNK COUNTER

Player	Dunks
Terrell Allen	
Frank Bertz	2
Chad Brown	24
Aubrey Dawkins	17
Cesar DeJesus	
Tacko Fall	63
Dayon Griffin	1
Chance McSpadden	
Collin Smith	6
BJ Taylor	



JOHNNY DAWKINS ≡ head coach | third season



Johnny Dawkins was named UCF's seventh head men's basketball coach on Mar. 23, 2016 and has had immediate success in his first two seasons with the Knights.

Dawkins took over a 12-18 squad that hadn't finished above .500 since 2012-13 and led the Knights to a 24-12 record in his first season at the helm, the sixth best turnaround in the nation. With just seven scholarship players due to transfers and injuries, the Knights earned the fourth seed – their highest ever – in the American Athletic Conference Tournament, eventually falling to league champion

SMU in the semifinals.

A season full of firsts, UCF hosted its first NIT game in 2016-17, defeating Colorado for the program's first ever win in an NIT or NCAA Tournament game. The Knights went on to defeat top seeded Illinois State on the road, before coming home to the first ever sell-out crowd at CFE Arena and winning 68-58 over Illinois to earn a spot in the NIT Final Four.

Under Dawkins' leadership, UCF led all of NCAA Division I in defensive field goal percentage in 2016-17, holding opponents to just 36.5 percent from the floor. The Knights were also sixth in the nation, allowing only 61.2 points per game, and gave up 45 or less points in four games over the course of the year.

Dawkins was named a finalist for both the Jim Phelan and Ben Jobe National Coach of the Year awards his first season at UCF, but he also guided a number of his players to accomplishments along the way.

2016-17 Individual Honors

- Tacko Fall was named The American Defensive Player of the Year, Lefty Driesell Defensive All-America, and finalist for Kareem Abdul-Jabbar Award
- B.J. Taylor earned Second Team All-Conference honors from The American after leading UCF with 17.4 points per game
- Matt Williams set new UCF records for three-pointers in a career, in a season and in a game, before signing a professional contract with the Miami Heat

In year two at the helm, Dawkins had to deal with significant injuries to his three best players. His son, Aubrey Dawkins, missed the entire season with a shoulder injury, B.J. Taylor missed the first half of the season, and Tacko Fall missed the second half of the year. Taylor and Fall only played one game together.

Through the injuries, Dawkins led the Knights to a 19-13 record, second only to his first season record in the last five years of UCF Basketball.

The team also had a number of firsts in year two under Dawkins.

Firsts in 2017-18

- First win over UConn at home and first since joining The American
- First win over SMU since joining The American
- First win over Memphis on the road
- First win over a ranked opponent in a true road game, defeating No. 24 Alabama

And the defense was as good as ever in Dawkins' second year coaching the Black and Gold.

Defensive Accomplishments in 2017-18

- Held three opponents under 40 points
 - Before the season, UCF had only held two opponents to less than 40 points in 33-year Division I history
- Set new school record, holding SMU to 37 points
- Ranked third in the nation, holding opponents to 61.7 points per game
- Ranked 10th in the nation, holding opponents to 40.1 percent from the field

COACHING EXPERIENCE

2016-present	UCF	Head Coach
2008-16	Stanford	Head Coach
2000-08	Duke	Associate Head Coach
2006-08	USA Basketball	Player Personnel
1998-99	Duke	Assistant Coach

NBA EXPERIENCE

1994-95	Detroit Pistons
1989-94	Philadelphia 76ers
1986-89	San Antonio Spurs
1986	Drafted, Spurs - 10th Overall

In two years, Johnny Dawkins has led UCF to new heights on the basketball court, but he has done an even better job with his players in the classroom. With Dawkins at the helm, the Knights men's basketball program recorded an average semester team GPA over 3.0 for the first time in recorded history. They then did it again, setting a new program record with an average semester GPA of 3.03 this spring.

STANFORD STINT

Stanford put together four 20-win seasons in Dawkins' tenure as head coach. He is only the second coach in Stanford history with at least four 20-win seasons. Stanford's success on the court came against some of the toughest schedules in the nation. During the 2015-16 season, the Cardinal faced the sixth-most difficult slate in the country. A nation-leading 17 of Stanford's 30 games came against RPI Top 50 squads. Stanford's strength of schedule was rated in the top 50 each of the past four seasons, including two in the top 20, with an average rank of 27.75.

The Cardinal basketball program also excelled in the classroom during Dawkins' tenure, earning at least three Pac-12 All-Academic selections for five consecutive seasons and producing back-to-back Pac-12 Scholar-Athlete of the Year recipients (2014, 2015). Stanford also received annual national academic recognition, with three players earning National Association of Basketball Coaches (NABC) Honors Court status in 2015. The Cardinal was one of 20 NCAA Division I teams to earn an NABC Team Academic Excellence Award last season.

In 2012, Dawkins mentored Chasson Randle to become the consummate student-athlete. Randle finished that season as Stanford's all-time leading scorer and earned the program's first Academic All-America First Team selection since 2006. Under Dawkins, Stanford recorded back-to-back perfect Academic Progress Rate scores of 1000 in both the 2012-13 and 2013-14 reports, the two most recent to be released by the NCAA.

Player development was also markedly improved at Stanford under Dawkins' tutelage. Four Cardinal players were selected in the NBA Draft following their collegiate careers.

LEARNING FROM A LEGEND

The Washington, D.C. native coached for 10 years under the legendary Mike Krzyzewski at Duke. During Dawkins' decade as a coach at Duke, the Blue Devils won a national championship (2001), tallied six ACC regular season championships, recorded seven ACC Tournament titles and posted a 330-60 record. In four consecutive seasons from 1999-2002, Duke finished the regular season ranked No. 1 in both national polls, a first in college basketball history. Duke reached a No. 1 national ranking in seven of the 10 seasons with Dawkins on the coaching staff.

While at Duke, he also served as the Player Personnel Director for the USA Basketball Senior National Team from 2006-08.



DECORATED DUKIE

Following a prolific high school career at Mackin Catholic in Washington, D.C., Dawkins made his way to Duke, where he would become one of the most decorated players to step foot in Durham, North Carolina.

He played for the Blue Devils from 1983-86, earning Consensus All-America honors twice (1985, 1986). Dawkins was also voted as the 1986 Naismith National Player of the Year and named a Freshman All-American in 1983. During his collegiate career, he helped lead Duke to three NCAA Tournament berths, including an NCAA National Championship Game appearance in 1986. He was listed as an All-ACC honoree in all four seasons as a Blue Devil.

Dawkins finished his career as the school's all-time leading scorer and held that honor until 2006 when J.J. Redick surpassed his mark of 2,556 points. He recorded double-figure point totals in 129-of-133 collegiate games. Dawkins led the Blue Devils in scoring all four years, recording the fourth-highest season point total in school history with 809 in 1986. Dawkins remains Duke's career record-holder in field goals (1,026) and field goals attempted (2,019) while also owning the school's best single-season mark for field goals (331) during the 1986 campaign.

Dawkins was inducted into the Duke Sports Hall of Fame in September 1996. His jersey number 24 was retired by the school.

PROFESSIONAL EXPERIENCE

A 1986 first-round draft pick (10th overall) by San Antonio, Dawkins saw action in nine NBA seasons with the Spurs, Philadelphia 76ers and Detroit Pistons. He averaged 11.1 points and 5.5 assists over 541 career NBA games.

GIVING BACK TO THE GAME

Dawkins has served as a member of the National Association of Basketball Coaches Board of Directors since 2012. He also currently serves on the NCAA Division I Men's Basketball Ethics Coalition, an independent committee of current and former coaches, charged with promoting ethical conduct through leadership, education and mentoring opportunities, while identifying key issues challenging the coaching community.

COACHING RECORD

Year	School	Record	Pct
2008-09	Stanford	20-14	.588
2009-10	Stanford	14-18	.438
2010-11	Stanford	15-16	.484
2011-12	Stanford	26-11	.703
2012-13	Stanford	19-15	.559
2013-14	Stanford	23-13	.639
2014-15	Stanford	24-13	.649
2015-16	Stanford	15-15	.500
2016-17	UCF	24-12	.667
2017-18	UCF	19-13	.594
2018-19	UCF	20-6	.769
Total	11th Season	219-146	.600

COACHING HIGHLIGHTS

2008-09	CBI Semifinals
2011-12	NIT Champions
2012-13	NIT Second Round
2013-14	NCAA Sweet 16
2014-15	NIT Champions
2015-16	NIT Semifinals
Finalist for Jim Phelan National Coach of the Year	
Finalist for Ben Jobe National Coach of the Year	

COLLEGIATE CAREER

1982-86	Duke University
1985-86	Naismith National Player of the Year
	Consensus First Team All-America
	First Team All-ACC
	NCAA East Regional MVP
	ACC Tournament MVP
	Duke Team MVP
	Duke Co-Captain
1984-85	Consensus First Team All-America
	First Team All-ACC
	Duke Team MVP
1983-84	Second Team All-ACC
	Duke Team MVP
1982-83	Freshman All-America
	Second Team All-ACC
	Duke Team MVP

THE DAWKINS FILE

Hometown	Washington, D.C.
High School	Mackin Catholic
College	Duke, 1986



BJ TAYLOR

6-2 | 195 | r-senior | guard
orlando, fla. | boone hs



#1

KNIGHT NOTES

2018-19

- Named to The American Weekly Honor Roll four times
- Ninth all-time in program history with 1,523 career points
- With 419 career free throws made, he's now second in UCF history
- He's also ninth in three-point field goals made (170) and seventh in assists (305)
- Has led UCF in scoring in 46 of 97 games played in career
- Scored in double figures in 24 out of 26 games on the season
- In last six outings has recorded 31 assists and just seven turnovers
- Ranks eighth in The American with 16.6 points per game
- Also ranks 11th in assists per game (3.4), ninth in free throw percentage (77.7), 10th in three-point percentage (38.1), 12th in threes made per game (2.0), and seventh in assist-to-to ratio (1.9).
- Nationally, ranks 21st with 150 free throws made, which is the third most in a single-season at UCF
- Memphis 2/16: Scored 25 points on 12-of-14 from the free throw line with five assists
- South Florida 2/13: Scored 13 points with third straight game of seven assists and one turnover
- Houston 2/7: Had 21 points, seven assists and no turnovers
- UConn 1/31: Scored 21 points and went 9-of-10 from the free throw line
- Temple 1/2: Led Knights with 24 points in conference opener
- Ga. Southern 12/11: Scored a career-high 35 points on six three-pointers
- Grambling 12/8: Led UCF with 21 points on three three-pointers
- Alabama 11/29: Led the Knights with 24 points on 3-of-5 from three and 9-of-11 from the line
- FAU 11/11: Scored 29 points on 9-of-14 from the field
- Rider 11/6: Led the Knights with 22 points and four assists
- Named Preseason Player of the Year in The American
- Also named Preseason First Team All-Conference by the league's coaches
- Additionally, named Preseason First Team All-Conference by FanRag Sports, NCAA.com, Blue Ribbon Yearbook, NBC Sports
- NCAA.com named Taylor the #5 best senior heading into 2018-19 season

2017-18

- Became the 19th member of UCF's 1,000-Point Club, the third fastest to 1,000 points in UCF's Division I era.
- Injured during first game of the season and missed 16 straight games with foot injury.
- Had seven 20-point performances in final 14 games of the season.

2018-19 HIGHS

Points	35	Ga. Southern (12/11/18)
Rebounds	5	3x, last Memphis (2/16/19)
Assists	7	2x, last at SMU (2/10/19)
Steals	3	ECU (1/13/19)
Blocks	1	#12 Houston (2/7/19)
FG made	10	Ga. Southern (12/11/18)
FG attempts	17	Ga. Southern (12/11/18)
3FG made	6	Ga. Southern (12/11/18)
3FG attempts	9	Ga. Southern (12/11/18)
FT made	12	Memphis (2/16/19)
FT attempts	14	Rider (11/6/18)

CAREER HIGHS

Points	35	Ga. Southern (12/11/18)
Rebounds	9	Stetson (11/16/14)
Assists	10	vs. Miss State (11/17/16)
Steals	4	Seattle (11/26/16)
Blocks	1	4x, last #12 Houston (2/7/19)
FG made	11	Tulane (1/14/15)
FG attempts	21	#11 Wichita St. (3/1/18)
3FG made	6	2x, last Ga. Southern (12/11/18)
3FG attempts	10	Memphis (2/22/15)
FT made	13	at Memphis (1/17/15)
FT attempts	15	at Memphis (1/17/15)

MISCELLANEOUS GAME STATS

Led team in scoring	46
Led team in rebounds	1
Led team in assists	45
Double Figure Points	79
Double Figure Rebounds	--
Double-Doubles	1
20-Point Games	29
30-Point Games	2
3+ Three Pointers	24
5+ Assists	22
3+ Steals	4
3+ Blocks	--

GAME-BY-GAME

Opponent	Date	gs	min	Total		3-Pointers		Free throws		Rebounds			Other								
				fg	fga	pct	3fg	3fga	pct	ft	fta	pct	off	def	tot	avg	pf	a	t/o	blk	stl
RIDER	11/06/	*	33	5-13	.38	2-4	.50	10-14	.71	1	1	2	2.0	1	4	2	0	1	22	22.0	
FLA. ATLANTIC	11/11/	*	36	9-14	.64	1-3	.33	10-12	.83	1	1	2	2.0	2	0	0	0	1	29	25.5	
vs Cal St. Fullerton	11/15/	*	31	4-12	.33	2-3	.66	4-4	1.00	0	2	2	2.0	2	2	1	0	1	14	21.7	
vs Saint Joseph's	11/16/	*	33	2-7	.28	1-4	.25	0-0	.00	0	2	2	2.0	3	2	0	0	5	17.5		
vs Western Ky.	11/18/	*	37	3-11	.27	2-4	.50	5-7	.71	1	0	1	1.8	0	4	2	0	1	13	16.6	
NORTHERN KY.	11/24/	*	34	1-8	.12	1-4	.25	7-11	.63	0	5	5	2.3	1	3	1	0	1	10	15.5	
ALABAMA	11/29/	*	37	6-11	.54	3-5	.60	9-11	.81	0	0	0	2.0	2	2	3	0	1	24	16.7	
at Mizzou	12/02/	*	32	2-10	.20	1-7	.14	7-7	1.00	0	2	2	2.0	4	4	3	0	0	12	16.1	
GRAMBLING	12/08/	*	35	5-13	.38	3-7	.42	8-9	.88	2	3	5	2.3	0	2	0	1	21	16.7		
GA. SOUTHERN	12/11/	*	38	10-17	.58	6-9	.66	9-11	.81	1	3	4	2.5	0	5	1	0	1	35	18.5	
STETSON	12/16/	*	26	3-8	.37	1-5	.20	3-3	1.00	0	2	2	2.5	1	2	0	0	1	10	17.7	
ILLINOIS ST.	12/21/	*	32	6-13	.46	1-6	.16	2-2	1.00	0	3	3	2.5	0	5	0	0	2	15	17.5	
TEMPLE	01/02/	*	36	7-12	.58	3-7	.42	7-12	.58	0	1	1	2.4	2	2	3	0	0	24	18.0	
at UConn	01/05/	*	38	2-7	.28	1-2	.50	7-12	.58	0	2	2	2.4	1	3	5	0	1	12	17.6	
EAST CAROLINA	01/13/	*	33	2-12	.16	0-6	.00	10-12	.83	1	1	2	2.3	4	6	2	0	3	14	17.3	
at Wichita St.	01/16/	*	33	4-10	.40	2-3	.66	5-9	.55	0	0	0	2.2	3	2	3	0	0	15	17.2	
TULSA	01/19/	*	32	3-11	.27	2-8	.25	7-10	.70	0	1	1	2.1	2	3	3	0	1	15	17.1	
at Tulane	01/23/	*	30	8-15	.53	1-4	.25	0-0	.00	1	2	3	2.2	1	3	1	0	1	17	17.1	
at Memphis	01/27/	*	31	3-11	.27	2-6	.33	2-2	1.00	0	1	1	2.1	0	2	1	0	1	10	16.7	
UCONN	01/31/	*	35	5-12	.41	2-3	.66	9-10	.90	0	0	0	2.0	2	3	4	0	1	21	16.9	
HOUSTON	02/07/	*	36	6-12	.50	2-7	.28	7-9	.77	0	2	2	2.0	3	7	0	0	1	21	17.1	
at SMU	02/10/	*	37	3-7	.42	2-4	.50	0-0	.00	0	2	2	2.0	0	7	2	0	1	8	16.7	
SOUTH FLA.	02/13/	*	29	3-6	.50	1-1	1.00	6-7	.85	2	1	3	2.0	3	7	1	0	0	13	16.5	
MEMPHIS	02/16/	*	39	5-11	.45	3-6	.50	12-14	.85	1	4	5	2.2	2	5	2	0	1	25	16.9	
at Cincinnati	02/21/	*	36	4-14	.28	2-8	.25	2-2	1.00	0	2	2	2.2	0	3	2	0	1	12	16.7	
SMU	02/24/	*	29	4-10	.40	4-8	.50	2-3	.66	0	2	2	2.2	1	2	0	0	0	14	16.6	
Totals			26	878	115-287	.40	51-134	.38	150-193	.77	11	45	56	2.2	40	88	46	0	23	431	16.6

Games played: 26
Minutes/game: 33.8
Points/game: 16.6
FG Pct: 40.1
3FG Pct: 38.1
FT Pct: 77.7

Rebounds/game: 2.2
Assists/game: 3.4
Turnovers/game: 1.8
Assist/turnover ratio: 1.9
Steals/game: 0.9



TERRELL ALLEN

6-3 | 185 | r-junior | guard
upper marlboro, md. | dematha catholic



KNIGHT NOTES

2018-19

- Ranks fourth in the league and 23rd in the nation with a 2.87 assist-to-turnover ratio
- Has had at least four assists in 17 out of 26 games, ranking sixth in The American with 4.2 apg
- Leads the Knights with 36 steals and ranks 10th in the league with 1.4 steals per game
- Has made 22-of-51 attempts from three-point range (43.1%)
- Had 13 assists to just three turnovers in last two outings
- Scored in double figures in three of the last four games
- SMU 2/24: Scored 11 points to go with eight assists and just one turnover
- Memphis 2/16: Scored in double figures for second straight game with 10 points and 6 boards
- South Florida 2/13: Scored 14 points on 2-of-3 from three-point range and had four assists
- ECU 1/13: Tied a career-high with eight rebounds to go with nine points and three assists
- Temple 1/2: Scored 11 points and tied a season high with seven assists
- Ga. Southern 12/11: Scored 12 points and had six assists
- WKU 11/18: Had eight points with seven assists and just one turnover
- Saint Joe's 11/16: Led UCF with career-high 22 points on career-high four three-pointers
- FAU 11/11: Had eight points with five assists and just one turnover
- Rider 11/6: Scored 13 points, had five rebounds and dished out four assists with just one turnover

2017-18

- Played in all 32 games, starting 22 in first season on the court with the Knights.
- Led the Knights with 88 assists and 43 steals.
- Finished 10th in the The American with 1.3 steals per game.
- Recorded multiple assists in 23 of 32 games.
- Averaged 5.5 points and 3.0 rebounds in 30.0 minutes per game.
- Named to American Athletic Conference Honor Roll once.

2018-19 HIGHS

Points	22	vs. Saint Joe's (11/16/18)
Rebounds	8	ECU (1/13/19)
Assists	8	SMU (2/24/19)
Steals	4	2x, last ECU (1/13/19)
Blocks	--	--
FG made	8	vs. Saint Joe's (11/16/18)
FG attempts	11	vs. Saint Joe's (11/16/18)
3FG made	4	vs. Saint Joe's (11/16/18)
3FG attempts	5	2x, last Ga. Southern (12/11/18)
FT made	6	at UConn (1/5/19)
FT attempts	6	3x, last ECU (1/13/19)

CAREER HIGHS

Points	22	vs. Saint Joe's (11/16/18)
Rebounds	8	2x, last ECU (1/13/19)
Assists	9	at Stetson (12/19/17)
Steals	5	2x, last vs. ECU (3/8/18)
Blocks	1	4x, last vs. Hofstra (3/5/16)
FG made	8	2x, last vs. Saint Joe's (11/16/18)
FG attempts	13	3x, last at JMU (1/21/16)
3FG made	4	vs. Saint Joe's (11/16/18)
3FG attempts	5	4x, last vs. Saint Joe's (11/16/18)
FT made	10	Delaware (2/25/16)
FT attempts	15	High Point (11/18/15)

MISCELLANEOUS GAME STATS

Led team in scoring	9
Led team in rebounds	3
Led team in assists	46
Double Figure Points	25
Double Figure Rebounds	--
Double-Doubles	--
20-Point Games	2
30-Point Games	--
3+ Three Pointers	1
5+ Assists	22
3+ Steals	18
3+ Blocks	--

GAME-BY-GAME

Opponent	Date	gs	min	Total		3-Pointers		Free throws		Rebounds				pts	avg						
				fg-fga	pct	3fg-fga	pct	ft-fga	pct	off	def	tot	avg								
RIDER	11/06/	*	30	4-6	.66	1-2	.50	4-5	.80	1	4	5	5.0	2	4	1	0	0	13	13.0	
FLA. ATLANTIC	11/11/	*	28	3-7	.42	2-4	.50	0-0	.00	0	2	2	3.5	2	5	1	0	0	8	10.5	
vs Cal St. Fullerton	11/15/	*	33	3-7	.42	1-2	.50	0-0	.00	0	3	3	3.3	1	4	0	0	2	7	9.3	
vs Saint Joseph's	11/16/	*	38	8-11	.72	4-5	.80	2-2	1.00	0	3	3	3.3	3	6	1	0	3	22	12.5	
vs Western Ky.	11/18/	*	35	2-5	.40	0-0	.00	4-6	.66	0	2	2	3.0	2	7	1	0	4	8	11.6	
NORTHERN KY.	11/24/	*	26	2-6	.33	0-0	.00	1-4	.25	1	3	4	3.2	4	5	0	0	0	5	10.5	
ALABAMA	11/29/	*	34	2-4	.50	0-0	.00	1-2	.50	0	4	4	3.3	4	4	2	0	0	5	9.7	
at Mizzou	12/02/	*	38	2-5	.40	1-3	.33	1-2	.50	1	2	3	3.3	3	4	1	0	1	6	9.3	
GRAMBLING	12/08/	*	29	1-1	1.00	1-1	1.00	0-0	.00	0	3	3	3.2	1	4	1	0	2	3	8.6	
GA. SOUTHERN	12/11/	*	33	5-9	.55	2-5	.40	0-0	.00	0	2	2	3.1	2	6	2	0	0	12	8.9	
STETSON	12/16/	*	25	3-6	.50	2-3	.66	0-1	.00	0	5	5	3.3	0	5	3	0	0	8	8.8	
ILLINOIS ST.	12/21/	*	23	1-6	.16	0-2	.00	2-2	1.00	0	4	4	3.3	4	2	1	0	1	4	8.4	
TEMPLE	01/02/	*	34	3-4	.75	1-1	1.00	4-5	.80	1	4	5	3.5	0	7	4	0	1	11	8.6	
at UConn	01/05/	*	30	1-5	.20	0-2	.00	6-6	1.00	0	3	3	3.4	1	4	0	0	3	8	8.6	
EAST CAROLINA	01/13/	*	30	3-5	.60	1-2	.50	2-6	.33	0	8	8	3.7	2	3	3	0	4	9	8.6	
at Wichita St.	01/16/	*	35	1-4	.25	1-1	1.00	0-0	.00	0	2	2	3.6	3	3	1	0	0	3	8.3	
TULSA	01/19/	*	29	0-0	.00	0-0	.00	3-4	.75	0	2	2	3.5	3	2	1	0	2	3	7.9	
at Tulane	01/23/	*	24	2-2	1.00	1-1	1.00	0-0	.00	0	2	2	3.4	2	4	0	0	2	5	7.8	
at Memphis	01/27/	*	24	2-5	.40	1-3	.33	0-0	.00	0	0	0	3.3	3	3	1	0	1	5	7.6	
UCONN	01/31/	*	18	0-4	.00	0-2	.00	0-0	.00	0	0	0	3.1	2	2	1	0	1	0	7.3	
HOUSTON	02/07/	*	31	2-6	.33	0-2	.00	1-1	1.00	1	4	5	3.2	1	3	4	0	2	5	7.1	
at SMU	02/10/	*	27	0-6	.00	0-1	.00	0-0	.00	1	1	2	3.1	3	2	1	0	1	0	6.8	
SOUTH FLA.	02/13/	*	27	5-8	.62	2-3	.66	2-2	1.00	0	3	3	3.1	2	4	0	0	1	14	7.1	
MEMPHIS	02/16/	*	36	3-9	.33	0-1	.00	4-4	1.00	0	6	6	3.3	3	3	4	0	1	10	7.3	
at Cincinnati	02/21/	*	33	2-5	.40	1-4	.25	0-0	.00	0	3	3	3.2	3	5	2	0	2	5	7.2	
SMU	02/24/	*	25	4-7	.57	0-1	.00	3-4	.75	0	4	4	3.3	4	8	1	0	2	11	7.3	
Totals			26	775	64-143	.44	22-51	.43	40-56	.71	6	79	85	3.3	60	10	38	0	36	190	7.3

Games played: 26
 Minutes/game: 29.8
 Points/game: 7.3
 FG Pct: 44.8
 3FG Pct: 43.1
 FT Pct: 71.4

Rebounds/game: 3.3
 Assists/game: 4.2
 Turnovers/game: 1.5
 Assist/turnover ratio: 2.9
 Steals/game: 1.4



CEASAR DEJESUS

6-2 | 190 | r-sophomore | guard
west new york, n.j. | mt. zion prep (md.)



KNIGHT NOTES

2018-19

- Has connected on eight of last 13 field goal attempts through last seven games
- Shooting 48.5 percent from the floor on the season
- UConn 1/31: Scored a season-high 11 points on 4-of-4 from the floor
- Memphis 1/27: Had eight points on 4-of-4 shooting from the field
- Tulane 1/23: Scored four points and had two steals in the win
- Illinois St 12/21: Had nine points for third straight game
- Stetson 12/16: Scored nine points with three assists
- Ga. Southern 12/11: Scored a season high nine points with one three-pointer
- Grambling 12/8: Scored eight points off the bench, going 4-for-4 from the free throw line
- Saint Joe's 11/16: Scored seven points with three rebounds
- FAU 11/11: Had five points, four assists and two steals
- Rider 11/6: Scored six points in 15 minutes off the bench

2017-18

- Played in and started all 32 games as a redshirt freshman, the most games started by a UCF freshman in program history.
- Named The American Rookie of the Week three times.
- Fifth on the team with 8.6 points per game.
- Scored in double figures 10 times, leading the team in scoring in four games.
- Was 12th in The American with a .742 free throw percentage and improved that to second during league play with an .872 mark.

2018-19 HIGHS

Points	11	UConn (1/31/19)
Rebounds	3	3x, last at Missouri (12/2/18)
Assists	4	FAU (11/11/18)
Steals	2	2x, last at Tulane (1/23/19)
Blocks	1	2x, last at Memphis (1/27/19)
FG made	4	3x, last UConn (1/31/19)
FG attempts	9	Illinois St (12/21/18)
3FG made	1	5x, last at UConn (1/5/19)
3FG attempts	2	5x, last at Tulane (1/23/19)
FT made	5	Stetson (12/16/18)
FT attempts	5	Stetson (12/16/18)

CAREER HIGHS

Points	16	Mercer (11/10/17)
Rebounds	6	at Stetson (12/19/17)
Assists	4	3x, last FAU (11/11/18)
Steals	3	2x, last Temple (1/7/18)
Blocks	1	2x, last at Memphis (1/27/19)
FG made	6	2x, last vs. Nebraska (11/23/17)
FG attempts	13	at ECU (12/31/17)
3FG made	3	at ECU (12/31/17)
3FG attempts	5	at ECU (12/31/17)
FT made	5	5x, last Stetson (12/16/18)
FT attempts	7	Mercer (11/10/17)

MISCELLANEOUS GAME STATS

Led team in scoring	4
Led team in rebounds	1
Led team in assists	6
Double Figure Points	11
Double Figure Rebounds	--
Double-Doubles	--
20-Point Games	--
30-Point Games	--
3+ Three Pointers	1
5+ Assists	--
3+ Steals	2
3+ Blocks	--

GAME-BY-GAME

Opponent	Date	gs	min	Total		3-Pointers		Free throws		Rebounds				pf	a	t/o	blk	stl	pts	avg
				fg	fga	pct	3fg	3fga	pct	ft	fta	pct	off							
RIDER	11/06/	15	3-5	.60	0-1	.00	0-1	.00	1	1	2	2.0	1	1	1	0	1	6	6.0	
FLA. ATLANTIC	11/11/	20	2-3	.66	1-2	.50	0-0	.00	0	2	2	2.0	1	4	1	0	2	5	5.5	
vs Cal St. Fullerton	11/15/	24	1-4	.25	0-1	.00	0-0	.00	0	3	3	2.3	1	0	1	0	2	4	3	
vs Saint Joseph's	11/16/	20	3-5	.60	1-2	.50	0-0	.00	2	1	3	2.5	1	1	1	0	0	7	5.0	
vs Western Ky.	11/18/	17	2-3	.66	0-0	.00	0-0	.00	0	2	2	2.4	0	2	2	0	1	4	4.8	
ALABAMA	11/29/	8	0-0	.00	0-0	.00	0-0	.00	0	0	0	2.0	0	0	0	0	0	0	4.0	
at Mizou	12/02/	6	0-0	.00	0-0	.00	1-2	.50	0	3	3	2.1	0	0	0	0	0	1	3.6	
GRAMBLING	12/08/	9	2-3	.66	0-1	.00	4-4	1.00	0	0	0	1.9	1	1	1	0	0	8	4.1	
GA. SOUTHERN	12/11/	18	2-5	.40	1-2	.50	4-4	1.00	1	1	2	1.9	1	1	1	0	0	9	4.7	
STETSON	12/16/	18	2-5	.40	0-1	.00	5-5	1.00	0	1	1	1.8	3	3	0	1	0	9	5.1	
ILLINOIS ST.	12/21/	17	4-9	.44	1-2	.50	0-0	.00	0	0	0	1.6	1	2	1	0	0	9	5.5	
TEMPLE	01/02/	14	0-0	.00	0-0	.00	0-0	.00	0	0	0	1.5	1	1	3	0	1	0	5.0	
at UConn	01/05/	7	1-1	1.00	1-1	1.00	0-0	.00	0	0	0	1.4	0	0	1	0	0	3	4.8	
EAST CAROLINA	01/13/	5	0-1	.00	0-0	.00	0-0	.00	0	0	0	1.3	0	0	1	0	0	0	4.5	
at Wichita St.	01/16/	11	1-2	.50	0-1	.00	0-0	.00	0	0	0	1.2	1	1	0	0	0	2	4.3	
TULSA	01/19/	3	0-1	.00	0-0	.00	0-0	.00	0	0	0	1.1	0	0	1	0	0	0	4.1	
at Tulane	01/23/	16	2-8	.25	0-2	.00	0-0	.00	0	0	0	1.1	3	1	1	0	2	4	4.1	
at Memphis	01/27/	12	4-4	1.00	0-0	.00	0-0	.00	0	0	0	1.0	1	0	0	1	0	8	4.3	
UCONN	01/31/	22	4-4	1.00	0-0	.00	3-4	.75	0	2	2	1.1	0	1	1	0	0	11	4.6	
HOUSTON	02/07/	12	0-3	.00	0-1	.00	2-4	.50	0	1	1	1.1	0	0	0	1	0	2	4.5	
at SMU	02/10/	4	0-0	.00	0-0	.00	0-0	.00	0	0	0	1.0	0	0	1	0	0	0	4.3	
SOUTH FLA.	02/13/	16	0-1	.00	0-0	.00	1-3	.33	0	2	2	1.0	2	0	1	0	0	1	4.1	
MEMPHIS	02/16/	1	0-0	.00	0-0	.00	0-0	.00	0	0	0	1.0	1	0	1	0	0	0	4.0	
at Cincinnati	02/21/	2	0-1	.00	0-0	.00	0-0	.00	0	0	0	1.0	0	0	1	0	0	0	3.8	
Totals		0	297	33-68	.48	5-17	29	20-27	.74	4	19	23	1.0	19	19	21	3	7	91	3.8

Games played: 24
 Minutes/game: 12.4
 Points/game: 3.8
 FG Pct: 48.5
 3FG Pct: 29.4
 FT Pct: 74.1

Rebounds/game: 1.0
 Assists/game: 0.8
 Turnovers/game: 0.9
 Assist/turnover ratio: 0.9
 Steals/game: 0.3
 Blocks/game: 0.1



DAYON GRIFFIN

6-4 | 210 | r-senior | guard
st. petersburg, fla. | st. petersburg hs



KNIGHT NOTES

2018-19

- Tulane 1/23: Scored nine points on a season-high three made three-pointers
- Tulsa 1/19: Grabbed a season-high seven rebounds to go with three assists
- at Wichita 1/16: Scored season-high 10 points on two three-pointers and had three steals
- at UConn 1/5: Scored season-high nine points and tied career high with four steals
- Stetson 12/16: Scored seven points on 2-of-3 from beyond the arc
- NKU 11/24: Scored four points on 2-of-4 from the field after missing four games
- Rider 11/6: Scored five points on 2-of-4 shooting in 20 minutes off the bench

2017-18

- Played in all 32 games, starting four in first season on the court for the Knights.
- Fourth on the team with 8.7 points per game.
- Also averaged 4.1 rebounds per game, dished out 38 assists and picked up 26 steals.
- Led the Knights with 56 three-pointers.
- Made a three in 26 out of 32 games, recording multiple three-pointers 19 times.
- Scored in double figures in 16 games during the season.
- First UCF player to score in double figures in first three games as a Knight since 2000-01.
- UConn (1/31): Grabbed a career high eight rebounds to go with 12 points and two threes.
- Wichita (1/25): Led UCF with 15 points on three 3-pointers.
- Temple (1/7): Led the Knights with 15 points on 3-of-5 from beyond the arc.
- Mercer (11/10): Led the Knights with 16 points in debut as a Knight.

2018-19 HIGHS

Points	10	at Wichita (1/16/19)
Rebounds	7	Tulsa (1/19/19)
Assists	3	2x, last Memphis (2/16/19)
Steals	4	at UConn (1/5/19)
Blocks	1	4x, last Memphis (2/16/19)
FG made	3	3x, last at Tulane (1/23/19)
FG attempts	9	Memphis (2/16/19)
3FG made	3	at Tulane (1/23/19)
3FG attempts	7	at Tulane (1/23/19)
FT made	2	4x, last UConn (1/31/19)
FT attempts	4	at Memphis (1/27/19)

CAREER HIGHS

Points	29	vs. ETSU (3/28/16)
Rebounds	8	UConn (1/31/18)
Assists	6	Rice (2/27/16)
Steals	4	4x, last at UConn (1/5/19)
Blocks	2	4x, last SC State (12/21/17)
FG made	12	vs. ETSU (3/28/16)
FG attempts	20	vs. ETSU (3/28/16)
3FG made	7	Charlotte (1/9/16)
3FG attempts	10	2x, last at Tulsa (2/21/18)
FT made	6	Mercer (11/10/17)
FT attempts	9	Mercer (11/10/17)

MISCELLANEOUS GAME STATS

Led team in scoring	8
Led team in rebounds	3
Led team in assists	5
Double Figure Points	35
Double Figure Rebounds	--
Double-Doubles	--
20-Point Games	3
30-Point Games	--
3+ Three Pointers	16
5+ Assists	3
3+ Steals	10
3+ Blocks	--

GAME-BY-GAME

Opponent	Date	gs	min	Total		3-Pointers		Free throws		Rebounds				pf	a	t/o	blk	stl	pts	avg
				fg-fga	pct	3fg-fga	pct	ft-fla	pct	off	def	tot	avg							
RIDER	11/06/	20	2-4	.50	1-3	.33	0-0	.00	1	1	2	2.0	2	1	1	0	1	5	5.0	
NORTHERN KY.	11/24/	13	2-4	.50	0-1	.00	0-0	.00	0	1	1	1.5	0	2	0	0	0	4	4.5	
ALABAMA	11/29/	15	1-4	.25	1-3	.33	0-0	.00	0	1	1	1.3	0	2	0	0	0	3	4.0	
at Mizzou	12/02/	19	1-3	.33	0-2	.00	0-0	.00	0	2	2	1.5	1	1	1	0	1	2	3.5	
GRAMBLING	12/08/	9	0-4	.00	0-3	.00	0-0	.00	0	0	0	1.2	1	1	0	1	0	0	2.8	
GA. SOUTHERN	12/11/	4	0-2	.00	0-2	.00	0-0	.00	0	0	0	1.0	0	0	0	0	0	0	2.3	
STETSON	12/16/	8	2-3	.66	2-3	.66	1-2	.50	0	1	1	1.0	0	0	0	0	0	7	3.0	
TEMPLE	01/02/	10	1-1	1.00	0-0	.00	0-0	.00	0	2	2	1.1	1	1	1	0	0	2	2.9	
at UConn	01/05/	20	3-3	1.00	1-1	1.00	2-3	.66	0	1	1	1.1	1	0	1	0	4	9	3.6	
EAST CAROLINA	01/13/	16	1-5	.20	1-4	.25	1-2	.50	2	1	3	1.3	0	0	0	0	1	4	3.6	
at Wichita St.	01/16/	27	3-6	.50	2-5	.40	2-2	1.00	0	1	1	1.3	2	1	0	0	3	10	4.2	
TULSA	01/19/	27	0-5	.00	0-3	.00	2-2	1.00	1	6	7	1.8	4	3	2	0	0	2	4.0	
at Tulane	01/23/	19	3-7	.42	3-7	.42	0-0	.00	1	1	2	1.8	0	2	0	1	1	9	4.4	
at Memphis	01/27/	25	1-6	.16	1-6	.16	1-4	.25	0	1	1	1.7	1	2	2	1	2	4	4.4	
UCONN	01/31/	9	0-4	.00	0-2	.00	2-2	1.00	1	2	3	1.8	0	0	0	0	0	2	4.2	
HOUSTON	02/07/	19	1-3	.33	1-3	.33	0-2	.00	0	3	3	1.9	3	1	0	0	0	3	4.1	
at SMU	02/10/	19	2-5	.40	1-4	.25	0-0	.00	0	2	2	1.9	2	0	1	1	0	5	4.2	
SOUTH FLA.	02/13/	10	2-3	.66	1-2	.50	0-0	.00	0	1	1	1.8	1	0	2	0	0	5	4.2	
MEMPHIS	02/16/	29	2-9	.22	0-5	.00	0-0	.00	0	5	5	2.0	2	3	0	1	2	4	4.2	
at Cincinnati	02/21/	12	0-1	.00	0-0	.00	0-0	.00	0	1	1	2.0	0	1	1	0	0	0	4.0	
SMU	02/24/	17	1-5	.20	1-5	.20	0-0	.00	0	1	1	1.9	3	1	0	0	0	3	4.0	
Totals		0	347	28-87	.32	16-64	.25	11-19	.57	6	34	40	1.9	24	20	14	4	15	83	4.0

Games played: 21
 Minutes/game: 16.5
 Points/game: 4.0
 FG Pct: 32.2
 3FG Pct: 25.0
 FT Pct: 57.9

Rebounds/game: 1.9
 Assists/game: 1.0
 Turnovers/game: 0.7
 Assist/turnover ratio: 1.4
 Steals/game: 0.7
 Blocks/game: 0.2



AUBREY DAWKINS

6-6 | 205 | r-junior | guard
durham, n.c. | new hampton prep (n.h.)

KNIGHT NOTES



2018-19

- Scored in double figures in his first 18 games at UCF, the first Knight to do so in the team's D1 era, and has scored in double figures in 24 out of 26 games this season
- Twice named American Athletic Conference Player of the Week (Nov. 19, Jan. 7) and once on The American Weekly Honor Roll (Feb. 11).
- Ranks 12th in the conference in scoring with 15.3 points per game
- Also fifth in the conference with a 79.7 free throw percentage, seventh with a 38.9 three-point percentage and 10th with 2.2 threes per game
- In league games, shooting 41.3 percent from beyond the arc
- Has been impressive in seven true road games, averaging 18.9 points per game while shooting 54.7 percent from the field, 48.8 percent from three and 90.0 percent from the line
- Earned Myrtle Beach Invitational MVP honors
- Cincinnati 2/21: Recorded 15 of his 18 points in the second half, going 4-of-6 from deep
- Memphis 2/16: Scored 15 of his 17 points in the second half
- SMU 2/10: Scored a season-high 26 points on 9-of-12 shooting and 4-of-6 from three
- Tulane 1/23: Led the Knights with 19 points on three made three-pointers
- Wichita 1/16: Scored 22 points on 3-of-6 from beyond the arc
- ECU 1/13: Led the Knights with 18 points and six rebounds, scoring 15 in the second half
- at UConn 1/5: Scored season-high 23 points on 9-of-13 shooting and 2-of-4 from three
- Stetson 12/16: Scored 19 points and had career-high 13 rebounds for second ever double-double
- Missouri 12/2: Led UCF with 22 points on 6-of-9 from the field and 4-of-7 from three
- WKU 11/18: Led UCF with 21 points on five three-pointers
- Rider 11/6: Recorded first career double-double with 16 points and 10 rebounds

2016-18 at UCF

- Sat out the 2016-17 season due to NCAA transfer rules
- Missed all of the 2017-18 season after suffering shoulder injury during preseason

2014-16 at Michigan

- As a sophomore, played in all 36 games with nine starts, averaging 6.5 points in 2015-16.
- Scored in double figures 10 times with a season-best 19 points against Youngstown State (12/19).
- Named Michigan's "Sixth Man of the Year", producing five double-digit performance off the bench.
- Shot 50 percent from the field and 44 percent from behind the arc.
- As a freshman, played in 30 games with 13 starts, averaging 7.0 points and 20.7 minutes of action.

2018-19 HIGHS

Points	26	at SMU (2/10/19)
Rebounds	13	Stetson (12/16/18)
Assists	4	vs. WKU (11/18/18)
Steals	2	9x, last South Florida (2/13/19)
Blocks	2	#12 Houston (2/7/19)
FG made	9	2x, last at SMU (2/10/19)
FG attempts	16	2x, last at Wichita (1/16/19)
3FG made	5	2x, last Illinois St (12/21/18)
3FG attempts	9	vs. WKU (11/18/18)
FT made	10	Alabama (11/29/18)
FT attempts	10	Alabama (11/29/18)

CAREER HIGHS

Points	31	Rutgers (3/7/15)
Rebounds	13	Stetson (12/16/18)
Assists	4	vs. WKU (11/18/18)
Steals	2	11x, last S. Florida (2/13/19)
Blocks	2	3x, last #12 Houston (2/7/19)
FG made	10	Rutgers (3/7/15)
FG attempts	16	2x, last at Wichita (1/16/19)
3FG made	8	Rutgers (3/7/15)
3FG attempts	11	Rutgers (3/7/15)
FT made	10	Alabama (11/29/18)
FT attempts	10	Alabama (11/29/18)

MISCELLANEOUS GAME STATS

Led team in scoring	15
Led team in rebounds	5
Led team in assists	1
Double Figure Points	42
Double Figure Rebounds	2
Double-Doubles	2
20-Point Games	8
30-Point Games	1
3+ Three Pointers	20
5+ Assists	--
3+ Steals	--
3+ Blocks	--

GAME-BY-GAME

Opponent	Date	gs	min	Total fg-fga	pct	3-Pointers 3fg-fga	pct	Free throws ft-fta	pct	Rebounds off	def	tot	avg	pf	a	t/o	b/k	stl	pts	avg	
RIDER	11/06/	*	31	5-14	.35	1-8	.12	5-7	.71	1	9	10	10.0	2	0	3	2	2	16	16.0	
FLA. ATLANTIC	11/11/	*	31	6-16	.37	1-6	.16	3-3	1.00	2	3	5	7.5	2	1	1	0	0	16	16.0	
vs Cal St. Fullerton	11/15/	*	32	6-12	.50	1-6	.16	0-0	0.00	1	3	4	6.3	2	0	2	0	2	13	15.0	
vs Saint Joseph's	11/16/	*	34	5-11	.45	2-6	.33	1-2	.50	0	6	6	6.3	2	0	1	0	1	13	14.5	
vs Western Ky.	11/18/	*	38	8-13	.61	5-9	.55	0-0	0.00	0	4	4	5.8	3	4	0	0	0	21	15.8	
NORTHERN KY.	11/24/	*	34	5-9	.55	2-5	.40	0-0	0.00	0	5	5	5.7	3	1	4	1	0	12	15.2	
ALABAMA	11/29/	*	36	3-10	.30	0-4	.00	10-10	1.00	0	2	2	5.1	1	3	1	1	2	16	15.3	
at Mizzou	12/02/	*	39	6-9	.66	4-7	.57	6-6	1.00	1	3	4	5.0	4	0	3	0	2	22	16.1	
GRAMBLING	12/08/	*	29	3-10	.30	1-2	.50	4-4	1.00	2	6	8	5.3	2	1	3	0	2	11	15.6	
GA. SOUTHERN	12/11/	*	35	4-13	.30	1-4	.25	1-2	.50	1	5	6	5.4	1	1	3	0	0	10	15.0	
STETSON	12/16/	*	27	6-13	.46	2-5	.40	5-6	.83	4	9	13	6.1	2	1	0	0	2	19	15.4	
ILLINOIS ST.	12/21/	*	33	6-10	.60	5-7	.71	1-2	.50	1	4	5	6.0	3	3	0	1	0	18	15.6	
TEMPLE	01/02/	*	35	5-9	.55	0-2	.00	0-2	0.00	0	3	3	5.8	3	3	0	0	0	10	15.2	
at UConn	01/05/	*	38	9-13	.69	2-4	.50	3-4	.75	0	4	4	5.6	1	1	2	0	0	23	15.7	
EAST CAROLINA	01/13/	*	29	6-14	.42	2-8	.25	4-5	.80	1	5	6	5.7	4	3	1	1	1	18	15.9	
at Wichita St.	01/16/	*	28	8-16	.50	3-6	.50	3-3	1.00	0	2	2	5.4	4	1	3	0	1	22	16.3	
TULSA	01/19/	*	35	5-13	.38	2-6	.33	0-0	0.00	2	3	5	5.4	4	2	0	0	1	12	16.0	
at Tulane	01/23/	*	28	7-13	.53	3-7	.42	2-2	1.00	1	6	7	5.5	1	1	0	0	2	19	16.2	
at Memphis	01/27/	*	29	1-10	.10	0-5	.00	0-0	0.00	1	2	3	5.4	4	1	4	0	1	2	15.4	
UCONN	01/31/	*	35	2-6	.33	1-3	.33	4-6	.66	2	3	5	5.4	1	1	2	1	2	9	15.1	
HOUSTON	02/07/	*	33	5-15	.33	3-7	.42	0-2	0.00	1	4	5	5.3	5	0	2	2	0	13	15.0	
at SMU	02/10/	*	38	9-12	.75	4-6	.66	4-5	.80	1	4	5	5.3	1	2	3	1	1	26	15.5	
SOUTH FLA.	02/13/	*	32	4-8	.50	1-4	.25	1-2	.50	0	2	2	5.2	2	1	0	0	2	10	15.3	
MEMPHIS	02/16/	*	35	5-12	.41	3-5	.60	4-4	1.00	1	3	4	5.1	2	2	0	0	1	17	15.3	
at Cincinnati	02/21/	*	37	7-13	.53	4-6	.66	0-0	0.00	0	3	3	5.0	1	1	1	0	1	18	15.4	
SMU	02/24/	*	23	3-8	.37	3-6	.50	2-2	1.00	0	5	5	5.0	2	0	0	0	0	11	15.3	
Totals			26	854	139-302	.46	56-144	.38	63-79	.79	23	108	131	5.0	62	34	39	10	26	397	15.3

Games played: 26	Rebounds/game: 5.0
Minutes/game: 32.8	Assists/game: 1.3
Points/game: 15.3	Turnovers/game: 1.5
FG Pct: 46.0	Assist/turnover ratio: 0.9
3FG Pct: 38.9	Steals/game: 1.0
FT Pct: 79.7	Blocks/game: 0.4



FRANKBERTZ

6-5 | 180 | junior | guard
hesperia, calif. | sultana hs



KNIGHT NOTES

2018-19

- SMU 2/24: Score nine points on 3-of-6 shooting from beyond the arc
- Cincinnati 2/21: Scored six points in less than six minutes, going 2-of-2 from long distance
- Houston 2/7: Hit two threes for six points
- Memphis 1/27: Knocked down 2-of-5 from three-point range for six points
- Tulane 1/23: Scored first points since Dec. 21 with two points and three rebounds
- Stetson 12/16: Had nine points on a trio of three-pointers
- Grambling 12/8: Scored eight points and went 2-of-2 from beyond the arc
- WKU 11/18: Scored 11 points on three three-pointers
- Saint Joe's 11/16: Scored 10 points on two three-pointers
- Rider 11/6: Made UCF debut

Prior to UCF

- A two-year starter at East Los Angeles College
- As a sophomore, shot 79-of-166 (48%) from three-point range
- Also averaged 13.2 points and 3.6 rebounds per game, while shooting 88 percent from the free throw line
- Led ELAC to a 24-6 overall record and a 9-1 league mark
- His squad won the South Coast Conference Championship
- Earned First Team All-Conference honors

2018-19 HIGHS

Points	11	WKU (11/18/18)
Rebounds	5	2x, last Grambling (12/8/18)
Assists	2	2x, last Stetson (12/16/18)
Steals	2	4x, last UConn (1/31/19)
Blocks	1	2x, last S. Florida (2/13/19)
FG made	4	Saint Joe's (11/16/18)
FG attempts	9	2x, last Stetson (12/16/18)
3FG made	3	3x, last SMU (2/24/19)
3FG attempts	7	WKU (11/18/18)
FT made	2	2x, last WKU (11/18/18)
FT attempts	2	2x, last WKU (11/18/18)

CAREER HIGHS

Points	11	WKU (11/18/18)
Rebounds	5	2x, last Grambling (12/8/18)
Assists	2	2x, last Stetson (12/16/18)
Steals	2	4x, last UConn (1/31/19)
Blocks	1	2x, last S. Florida (2/13/19)
FG made	4	Saint Joe's (11/16/18)
FG attempts	9	2x, last Stetson (12/16/18)
3FG made	3	3x, last SMU (2/24/19)
3FG attempts	7	WKU (11/18/18)
FT made	2	2x, last WKU (11/18/18)
FT attempts	2	2x, last WKU (11/18/18)

MISCELLANEOUS GAME STATS

Led team in scoring	--
Led team in rebounds	--
Led team in assists	--
Double Figure Points	2
Double Figure Rebounds	--
Double-Doubles	--
20-Point Games	--
30-Point Games	--
3+ Three Pointers	3
5+ Assists	--
3+ Steals	--
3+ Blocks	--

GAME-BY-GAME

Opponent	Date	gs	min	Total		3-Pointers		Free throws		Rebounds				pts	avg					
				fg	fga	fga	pct	ft	fta	pct	off	def	tot			avg				
RIDER	11/06/	2	0-1	.00	0-1	.00	0-0	.00	0	0	0	0.0	2	1	0	0	0	0	0	0
FLA. ATLANTIC	11/11/	10	0-4	.00	0-3	.00	2-2	1.00	0	3	3	1.5	2	0	2	0	1	2	1.0	
vs Cal St. Fullerton	11/15/	11	0-2	.00	0-1	.00	0-0	.00	1	4	5	2.7	1	0	1	0	1	0	0.7	
vs Saint Joseph's	11/16/	20	4-6	.66	2-4	.50	0-0	.00	1	3	4	3.0	0	2	0	0	2	10	3.0	
vs Western Ky.	11/18/	18	3-9	.33	3-7	.42	2-2	1.00	1	2	3	3.0	1	1	1	0	1	11	4.6	
NORTHERN KY.	11/24/	14	1-4	.25	1-3	.33	0-1	.00	2	2	4	3.2	0	0	0	0	0	3	4.3	
ALABAMA	11/29/	5	1-2	.50	1-2	.50	0-0	.00	0	1	1	2.9	0	0	0	0	0	3	4.1	
at Mizzou	12/02/	2	0-0	.00	0-0	.00	0-0	.00	0	0	0	2.5	0	0	0	0	0	0	3.6	
GRAMBLING	12/08/	16	3-4	.75	2-2	1.00	0-0	.00	3	2	5	2.8	2	0	1	0	1	8	4.1	
GA. SOUTHERN	12/11/	9	1-3	.33	0-1	.00	0-0	.00	0	0	0	2.5	3	1	0	0	0	2	3.9	
STETSON	12/16/	23	3-9	.33	3-8	.37	0-0	.00	0	1	1	2.4	2	2	0	0	1	9	4.4	
ILLINOIS ST.	12/21/	13	1-1	1.00	0-0	.00	0-0	.00	1	0	1	2.3	1	0	0	0	2	2	4.2	
TEMPLE	01/02/	3	0-0	.00	0-0	.00	0-0	.00	0	0	0	2.1	1	0	1	0	0	0	3.8	
at UConn	01/05/	5	0-0	.00	0-0	.00	0-0	.00	0	0	0	1.9	0	1	0	0	0	0	3.6	
EAST CAROLINA	01/13/	11	0-2	.00	0-2	.00	0-0	.00	0	0	0	1.8	1	0	1	0	0	0	3.3	
at Wichita St.	01/16/	7	0-1	.00	0-1	.00	0-0	.00	0	0	0	1.7	0	0	0	0	0	0	3.1	
TULSA	01/19/	8	0-1	.00	0-1	.00	0-0	.00	0	0	0	1.6	0	0	1	1	0	0	2.9	
at Tulane	01/23/	17	1-4	.25	0-3	.00	0-0	.00	1	2	3	1.7	0	0	0	0	2	2	2.9	
at Memphis	01/27/	13	2-5	.40	2-5	.40	0-0	.00	0	1	1	1.6	1	1	0	0	1	6	3.1	
UCONN	01/31/	12	1-2	.50	1-1	1.00	0-0	.00	1	1	2	1.7	1	1	0	0	2	3	3.1	
HOUSTON	02/07/	17	2-5	.40	2-4	.50	0-0	.00	0	1	1	1.6	3	1	0	0	0	6	3.2	
at SMU	02/10/	6	0-0	.00	0-0	.00	0-0	.00	0	0	0	1.5	1	0	0	0	0	0	3.0	
SOUTH FLA.	02/13/	16	0-1	.00	0-1	.00	0-0	.00	0	0	0	1.5	1	1	0	1	0	0	2.9	
MEMPHIS	02/16/	4	0-2	.00	0-1	.00	0-0	.00	0	0	0	1.4	0	0	0	0	1	0	2.8	
at Cincinnati	02/21/	5	2-2	1.00	2-2	1.00	0-0	.00	0	0	0	1.4	0	0	0	0	0	6	2.9	
SMU	02/24/	20	3-7	.42	3-6	.50	0-0	.00	1	1	2	1.4	2	0	0	0	0	9	3.2	
Totals		0	287	28-77	.36	22-59	.37	4-5	.80	12	24	36	1.4	25	12	9	2	15	82	3.2

Games played: 26
 Minutes/game: 11.0
 Points/game: 3.2
 FG Pct: 36.4
 3FG Pct: 37.3
 FT Pct: 80.0

Rebounds/game: 1.4
 Assists/game: 0.5
 Turnovers/game: 0.3
 Assist/turnover ratio: 1.3
 Steals/game: 0.6
 Blocks/game: 0.1



CHAD BROWN

6-9 | 245 | senior | forward
deltona, fla. | deltona hs



KNIGHT NOTES

2018-19

- Ranks eighth in The American with 1.1 blocked shots per game
- Is eighth all-time at UCF with 91 career blocked shots
- SMU 2/24: Tied a career high with 13 points and set a new career high with 11 rebounds
- Memphis 2/16: Blocked season-high four shots and grabbed eight rebounds
- Memphis 1/27: Had a team-high nine rebounds and tied a season-high with three blocks
- Tulsa 1/19: Scored seven points and tied a career-high with 10 rebounds
- ECU 1/13: Tied season-highs with nine points and eight rebounds
- Illinois St 12/21: Made first start of the season, scoring six points with four boards, two steals and two blocked shots
- Stetson 12/16: Had nine points and six rebounds
- Missouri 12/2: Led UCF with eight rebounds and had two blocked shots
- Alabama 11/29: Scored eight points and led the Knights with eight rebounds
- NKU 11/24: Totaled season highs of three blocks and seven rebounds
- WKU 11/18: Had six points on 3-of-3 from the field with five rebounds
- Fullerton 11/15: Scored eight points, with five boards and two blocks

2017-18

- Played in all 32 games, starting 15 times.
- Averaged 5.2 points and was third on the team with 4.6 rebounds per game.
- Led the Knights with 34 blocked shots, ranking eighth in the league with 1.1 blocks per game.
- Was 11th in the league with 1.8 offensive rebounds per game during conference games.

2018-19 HIGHS

Points	13	SMU (2/24/19)
Rebounds	11	SMU (2/24/19)
Assists	2	2x, last Illinois St (12/21/18)
Steals	2	3x, last at UConn (1/5/19)
Blocks	4	Memphis (2/16/19)
FG made	4	2x, last SMU (2/24/19)
FG attempts	7	2x, last ECU (1/13/19)
3FG made	--	--
3FG attempts	1	Stetson (12/16/18)
FT made	5	SMU (2/24/19)
FT attempts	8	Alabama (11/29/18)

CAREER HIGHS

Points	13	3x, last SMU (2/24/19)
Rebounds	11	SMU (2/24/19)
Assists	2	3x, last Illinois St (12/21/18)
Steals	3	vs. ECU (3/8/18)
Blocks	5	G-WU (11/15/17)
FG made	6	at USF (1/20/18)
FG attempts	8	2x, last at USF (1/20/18)
3FG made	-	--
3FG attempts	1	Stetson (12/16/18)
FT made	8	2x, last vs. St. John's (11/26/17)
FT attempts	13	vs. St. John's (11/26/17)

MISCELLANEOUS GAME STATS

Led team in scoring	1
Led team in rebounds	16
Led team in assists	1
Double Figure Points	10
Double Figure Rebounds	5
Double-Doubles	3
20-Point Games	--
30-Point Games	--
3+ Three Pointers	--
5+ Assists	--
3+ Steals	1
3+ Blocks	9

GAME-BY-GAME

Opponent	Date	gs	min	Total		3-Pointers		Free throws		Rebounds			pf	a	t/o	blk	stl	pts	avg	
				fg-fga	pct	3fg-fga	pct	ft-fa	pct	off	def	tot								avg
RIDER	11/06/	14	1-1	1.00	0-0	.00	0-0	.00	0	2	2	2.0	5	0	0	2	0	2	2.0	
FLA. ATLANTIC	11/11/	19	1-2	.50	0-0	.00	1-2	.50	3	2	5	3.5	0	0	2	1	3	2.5		
vs Cal St. Fullerton	11/15/	20	3-5	.60	0-0	.00	2-2	1.00	2	3	5	4.0	2	2	0	2	0	8	4.3	
vs Saint Joseph's	11/16/	16	3-7	.42	0-0	.00	0-0	.00	2	2	4	4.0	1	1	0	0	0	6	4.8	
vs Western Ky.	11/18/	13	3-3	1.00	0-0	.00	0-0	.00	1	4	5	4.2	4	0	1	1	0	6	5.0	
NORTHERN KY.	11/24/	21	2-4	.50	0-0	.00	1-1	1.00	0	7	7	4.7	1	0	0	3	0	5	5.0	
ALABAMA	11/29/	27	3-4	.75	0-0	.00	2-8	.25	1	7	8	5.1	1	0	0	1	2	8	5.4	
at Mizzou	12/02/	24	1-3	.33	0-0	.00	0-0	.00	2	6	8	5.5	1	0	1	2	0	2	5.0	
GRAMBLING	12/08/	16	1-4	.25	0-0	.00	3-6	.50	1	3	4	5.3	2	1	1	1	0	5	5.0	
GA. SOUTHERN	12/11/	17	1-2	.50	0-0	.00	0-0	.00	1	4	5	5.3	0	1	1	0	0	2	4.7	
STETSON	12/16/	15	4-6	.66	0-1	.00	1-2	.50	2	4	6	5.4	1	1	1	1	0	9	5.1	
ILLINOIS ST.	12/21/	* 26	2-4	.50	0-0	.00	2-2	1.00	1	3	4	5.3	0	2	2	2	2	6	5.2	
TEMPLE	01/02/	13	1-5	.20	0-0	.00	1-1	1.00	0	2	2	5.0	1	0	0	0	0	3	5.0	
at UConn	01/05/	16	2-3	.66	0-0	.00	0-0	.00	0	3	3	4.9	2	0	0	1	2	4	4.9	
EAST CAROLINA	01/13/	25	3-7	.42	0-0	.00	3-6	.50	5	3	8	5.1	1	0	0	0	1	9	5.2	
at Wichita St.	01/16/	7	0-1	.00	0-0	.00	2-2	1.00	0	2	2	4.9	2	0	0	0	0	2	5.0	
TULSA	01/19/	24	3-3	1.00	0-0	.00	1-1	1.00	0	10	10	5.2	2	0	0	1	0	7	5.1	
at Tulane	01/23/	13	2-4	.50	0-0	.00	0-0	.00	1	1	2	5.0	2	0	0	0	0	4	5.1	
at Memphis	01/27/	17	1-4	.25	0-0	.00	1-2	.50	5	4	9	5.2	1	0	2	3	0	3	4.9	
UCONN	01/31/	22	3-4	.75	0-0	.00	1-4	.25	1	3	4	5.2	2	1	0	0	0	7	5.1	
HOUSTON	02/07/	22	2-3	.66	0-0	.00	1-2	.50	1	4	5	5.1	2	0	0	2	1	5	5.0	
at SMU	02/10/	13	1-4	.25	0-0	.00	2-2	1.00	0	3	3	5.0	1	0	0	0	0	4	5.0	
SOUTH FLA.	02/13/	21	1-3	.33	0-0	.00	3-6	.50	4	5	9	5.2	3	1	2	0	1	5	5.0	
MEMPHIS	02/16/	25	2-3	.66	0-0	.00	0-0	.00	2	6	8	5.3	3	1	0	4	0	4	5.0	
at Cincinnati	02/21/	12	1-2	.50	0-0	.00	0-1	.00	1	0	1	5.2	2	0	2	0	0	2	4.8	
SMU	02/24/	23	4-6	.66	0-0	.00	5-8	.62	2	9	11	5.4	0	1	1	0	0	13	5.2	
Totals		1	481	51-97	.52	0-1	.00	32-58	.55	38	102	140	5.4	42	12	16	28	10	134	5.2

Games played: 26
Minutes/game: 18.5
Points/game: 5.2
FG Pct: 52.6
3FG Pct: 0.0
FT Pct: 55.2

Rebounds/game: 5.4
Assists/game: 0.5
Turnovers/game: 0.6
Assist/turnover ratio: 0.8
Steals/game: 0.4
Blocks/game: 1.1



TACKO FALL

7-6 | 310 | senior | center
dakar, senegal | liberty christian prep



KNIGHT NOTES

2018-19

- With 265 career blocks, he is the all-time leader at UCF in blocked shots.
- Leads The American with a 76.6 field goal percentage and would lead the nation if he qualified due to NCAA minimum of 5.0 field goals made per game (Tacko makes 4.5 per game)
- Also leads The American and ranks seventh in the nation with 2.69 blocked shots per game
- Now has 827 career rebounds and is fourth all-time in UCF history.
- Ranks fourth in the league with 7.3 rebounds per game
- Has had four or more blocks nine times this season
- Became the 20th member of UCF's 1,000-Point Club with 13 points vs. Houston on Feb. 7, now totaling 1,077 in his four seasons
- The Knights are 15-1 when Fall scores in double figures this season
- Named to The American Weekly Honor Roll once (Feb. 25)
- SMU 2/24: Had a career game with 23 points and 20 rebounds, marking the first 20-20 game in UCF's Division I era and matching the UCF D1 era record for rebounds in a game
- Memphis 2/16: Had 15 points with seven rebounds and went 5-of-7 from the free throw line
- South Florida 2/13: Set a UCF record with 21 free throw attempts, scoring a season-high 21 points and grabbing nine rebounds
- Tulane 1/23: Recorded double figure rebounds for the fourth time with 10 boards and 3 blocks
- Temple 1/2: Second straight double-double and third of the year with 16 points and 11 boards
- Illinois St 12/21: Recorded second double-double of the season with 11 points and 12 boards
- Ga. Southern 12/11: Scored 14 points to with four blocked shots
- NKU 11/24: Had a season high 20 points to go with nine rebounds
- Named to Myrtle Beach Invitational All-Tournament Team
- Saint Joe's 11/16: Scored 12 points on 6-of-8 shooting with nine rebounds and four blocks
- Fullerton 11/15: Scored 12 points and had 10 rebounds for first double-double of the season
- Named Preseason Second Team All-Conference by The American
- Also named to the Kareem Abdul-Jabbar Award Preseason Watch List

2017-18

- Shot .736 from the field (343-466), setting a new UCF single-season record.

2018-19 HIGHS

Points	23	SMU (2/24/19)
Rebounds	20	SMU (2/24/19)
Assists	2	3x, last Temple (1/2/19)
Steals	1	7x, last Memphis (2/16/19)
Blocks	6	at Missouri (12/2/18)
FG made	11	SMU (2/24/19)
FG attempts	14	SMU (2/24/19)
3FG made	--	--
3FG attempts	--	--
FT made	9	South Florida (2/13/19)
FT attempts	21	South Florida (2/13/19)

CAREER HIGHS

Points	31	Miami (OH) (12/18/16)
Rebounds	20	SMU (2/24/19)
Assists	3	Md. ES (12/10/16)
Steals	2	Penn (12/12/16)
Blocks	6	3x, last at Missouri (12/2/18)
FG made	13	vs. Miss State (11/17/16)
FG attempts	17	vs. Miss State (11/17/16)
3FG made	-	--
3FG attempts	1	ECU (1/3/17)
FT made	9	2x, last S. Florida (2/13/19)
FT attempts	21	South Florida (2/13/19)

MISCELLANEOUS GAME STATS

Led team in scoring	20
Led team in rebounds	50
Led team in assists	--
Double Figure Points	53
Double Figure Rebounds	29
Double-Doubles	22
20-Point Games	8
30-Point Games	1
3+ Three Pointers	--
5+ Assists	--
3+ Steals	--
3+ Blocks	45

GAME-BY-GAME

Opponent	Date	gs	min	Total		3-Pointers		Free throws		Rebounds				pf	a	t/o	b/k	stl	pts	avg	
				fg/fga	pc	3fg/fga	pc	ft/fta	pc	off	def	tot	ava								
RIDER	11/06/	*	17	2-2	1.00	0-0	.00	0-2	.00	0	6	6	6.0	4	0	1	5	0	4	4.0	
FLA. ATLANTIC	11/11/	*	23	4-4	1.00	0-0	.00	1-4	.25	1	6	7	6.5	3	1	3	0	0	9	6.5	
vs Cal St. Fullerton	11/15/	*	20	5-7	.71	0-0	.00	2-4	.50	2	8	10	7.7	4	2	1	3	0	12	8.3	
vs Saint Joseph's	11/16/	*	21	6-8	.75	0-0	.00	0-0	.00	3	6	9	8.0	1	1	3	4	1	12	9.3	
vs Western Ky.	11/18/	*	25	6-8	.75	0-0	.00	1-9	.11	2	4	6	7.6	3	2	2	2	0	13	10.0	
NORTHERN KY.	11/24/	*	23	7-8	.87	0-0	.00	6-15	.40	3	6	9	7.8	3	0	1	1	0	20	11.7	
ALABAMA	11/29/	*	19	5-8	.62	0-0	.00	0-3	.00	2	0	2	7.0	4	0	2	4	0	10	11.4	
at Mizou	12/02/	*	37	3-3	1.00	0-0	.00	0-3	.00	2	2	4	6.6	2	0	3	6	0	6	10.8	
GRAMBLING	12/08/	*	24	3-5	.60	0-0	.00	1-6	.16	0	8	8	6.8	2	0	2	5	0	7	10.3	
GA. SOUTHERN	12/11/	*	27	6-7	.85	0-0	.00	2-3	.66	3	1	4	6.5	3	0	2	4	0	14	10.7	
STETSON	12/16/	*	23	4-5	.80	0-0	.00	2-6	.33	2	4	6	6.5	1	0	0	5	0	10	10.6	
ILLINOIS ST.	12/21/	*	27	5-5	1.00	0-0	.00	1-4	.25	5	7	12	6.9	2	0	1	1	1	11	10.7	
TEMPLE	01/02/	*	31	7-9	.77	0-0	.00	2-6	.33	6	5	11	7.2	3	2	1	3	0	16	11.1	
at UConn	01/05/	*	28	1-1	1.00	0-0	.00	1-3	.33	0	5	5	7.1	4	1	4	2	1	3	10.5	
EAST CAROLINA	01/13/	*	30	4-5	.80	0-0	.00	2-10	.20	4	3	7	7.1	2	0	1	2	0	10	10.5	
at Wichita St.	01/16/	*	32	2-4	.50	0-0	.00	2-4	.50	2	5	7	7.1	0	0	0	2	1	6	10.2	
TULSA	01/19/	*	16	5-8	.62	0-0	.00	2-6	.33	4	2	6	7.0	5	0	1	0	0	12	10.3	
at Tulane	01/23/	*	20	2-6	.33	0-0	.00	0-2	.00	3	7	10	7.2	4	0	4	3	1	4	9.9	
at Memphis	01/27/	*	19	3-4	.75	0-0	.00	1-4	.25	2	4	6	7.1	3	1	3	2	0	7	9.8	
UCONN	01/31/	*	25	4-4	1.00	0-0	.00	1-2	.50	1	6	7	7.1	2	0	1	2	0	9	9.8	
HOUSTON	02/07/	*	19	5-6	.83	0-0	.00	3-7	.42	2	4	6	7.0	3	0	2	0	0	13	9.9	
at SMU	02/10/	*	26	4-5	.80	0-0	.00	2-2	1.00	0	3	3	6.9	1	0	2	2	1	10	9.9	
SOUTH FLA.	02/13/	*	26	6-9	.66	0-0	.00	9-21	.42	2	7	9	7.0	3	1	1	5	0	21	10.4	
MEMPHIS	02/16/	*	20	5-6	.83	0-0	.00	5-7	.71	3	4	7	7.0	4	0	2	0	1	15	10.6	
at Cincinnati	02/21/	*	34	3-3	1.00	0-0	.00	1-3	.33	1	3	4	6.8	3	1	3	5	0	7	10.4	
SMU	02/24/	*	26	11-14	.78	0-0	.00	1-3	.33	6	14	20	7.3	0	1	2	2	0	23	10.9	
Totals			26	638	118-154	.76	0-0	.00	48-139	.34	61	130	191	7.3	69	13	48	70	7	284	10.9

Games played: 26
Minutes/game: 24.5
Points/game: 10.9
FG Pct: 76.6
FT Pct: 34.5

Rebounds/game: 7.3
Assists/game: 0.5
Turnovers/game: 1.8
Assist/turnover ratio: 0.3
Steals/game: 0.3
Blocks/game: 2.7



COLLIN SMITH

6-11 | 245 | r-sophomore | forward
jacksonville, fla. | the bolles school



KNIGHT NOTES

2018-19

- Fourth on the team with 8.1 points per game
- Has scored in double figures in seven of the last 15 games
- Is third on the team with 5.3 rebounds per game
- After starting the year 13-of-30, has shot 41-of-54 (75.9%) from the free throw line since Dec. 2
- SMU 2/24: Had nine points and 10 rebounds
- SMU 2/10: Scored a season-high 18 points, dished out a career-high five assists and grabbed 10 boards for his third double-double of the season
- UConn 1/31: Had 11 points, three rebounds and two assists
- Tulane 1/23: Totaled 11 points with four boards, one block and a steal
- Tulsa 1/19: Scored 13 points and went 7-of-8 from the free throw line with three assists
- ECU 1/13: Finished with 12 points and tied for the team-lead with eight rebounds
- Temple 1/2: Scored 12 points with four rebounds and two steals in conference opener
- Ga. Southern 12/11: Had second double-double of the season with 11 points and 10 boards
- NKU 11/24: Had seven points and tied for the team lead with nine rebounds
- Rider 11/6: Recorded second career double-double with 14 points and a career high 13 rebounds

2017-18

- Sat out due to NCAA transfer rules

2016-17 at GW

- Started 17 of 34 games as a freshman at George Washington
- Ranked third on the team in rebounds with 4.4 per game
- Was second on the team in blocked shots with 29
- Scored in double figures in six games
- Recorded first career double-double with 12 points and a career-high 11 rebounds against Saint Joseph's (12/30)
- Scored career-high of 22 points on 8-of-13 shooting against South Florida (12/3)
- Also hit the game-winning three-pointer with 3.5 seconds left against the Bulls

2018-19 HIGHS

Points	18	at SMU (2/10/19)
Rebounds	13	Rider (11/6/18)
Assists	5	at SMU (2/10/19)
Steals	3	at Memphis (1/27/19)
Blocks	1	6x, last S. Florida (2/13/19)
FG made	7	at SMU (2/10/19)
FG attempts	11	2x, last at SMU (2/10/19)
3FG made	2	2x, last ECU (1/13/19)
3FG attempts	4	Ga. Southern (12/11/18)
FT made	7	Tulsa (1/19/19)
FT attempts	15	Rider (11/6/18)

CAREER HIGHS

Points	22	USF (12/3/16)
Rebounds	13	Rider (11/6/18)
Assists	5	at SMU (2/10/19)
Steals	4	USF (12/3/16)
Blocks	4	Penn State (11/26/16)
FG made	8	USF (12/3/16)
FG attempts	13	USF (12/3/16)
3FG made	2	4x, last ECU (1/13/19)
3FG attempts	4	Ga. Southern (12/11/18)
FT made	7	Tulsa (1/19/19)
FT attempts	15	Rider (11/6/18)

MISCELLANEOUS GAME STATS

Led team in scoring	1
Led team in rebounds	10
Led team in assists	--
Double Figure Points	17
Double Figure Rebounds	6
Double-Doubles	4
20-Point Games	1
30-Point Games	--
3+ Three Pointers	--
5+ Assists	1
3+ Steals	2
3+ Blocks	4

GAME-BY-GAME

Opponent	Date	qs	min	Total		3-Pointers		Free throws		Rebounds					pts	avg					
				fg-fga	pct	3fg-fga	pct	ft-fta	pct	off	def	tot	avg	pf			a/to	blk	stl		
RIDER	11/06/	*	30	4-10	.40	0-1	.00	6-15	.40	6	7	13	13.0	3	3	1	1	0	14	14.0	
FLA. ATLANTIC	11/11/	*	21	2-5	.40	0-1	.00	0-2	.00	1	1	2	7.5	5	3	3	0	0	4	9.0	
vs Cal St. Fullerton	11/15/	*	27	4-11	.36	0-2	.00	4-7	.57	2	3	5	6.7	4	1	4	0	0	12	10.0	
vs Saint Joseph's	11/16/	*	15	1-3	.33	0-0	.00	0-0	.00	1	2	3	5.8	2	1	2	0	1	2	8.0	
vs Western Ky.	11/18/	*	17	1-3	.33	0-0	.00	0-0	.00	2	6	8	6.2	4	0	2	0	0	2	6.8	
NORTHERN KY.	11/24/	*	23	2-6	.33	1-1	1.00	2-4	.50	2	7	9	6.7	3	2	2	0	0	7	6.8	
ALABAMA	11/29/	*	19	0-2	.00	0-1	.00	1-2	.50	0	6	6	6.6	2	1	1	0	0	1	6.0	
at Mizzeu	12/02/	*	28	4-7	.57	0-1	.00	3-3	1.00	1	3	4	6.3	3	0	1	0	1	11	6.6	
GRAMBLING	12/08/	*	23	1-3	.33	0-0	.00	2-2	1.00	0	4	4	6.0	3	3	1	0	0	4	6.3	
GA. SOUTHERN	12/11/	*	19	4-8	.50	2-4	.50	1-3	.33	2	8	10	6.4	4	3	1	1	0	11	6.8	
STETSON	12/16/	*	19	2-3	.66	0-0	.00	4-4	1.00	0	3	3	6.1	3	3	2	0	0	8	6.9	
ILLINOIS ST.	12/21/	*	23	5-10	.50	0-1	.00	2-3	.66	2	2	4	5.9	3	0	3	1	1	12	7.3	
TEMPLE	01/02/	*	24	5-8	.62	0-1	.00	2-2	1.00	0	4	4	5.8	3	1	1	0	2	12	7.7	
at UConn	01/05/	*	18	1-2	.50	0-1	.00	1-1	1.00	0	2	2	5.5	2	1	2	0	1	3	7.4	
EAST CAROLINA	01/13/	*	21	5-7	.71	2-3	.66	0-0	.00	1	7	8	5.7	5	1	2	0	1	12	7.7	
at Wichita St.	01/16/	*	20	3-8	.37	1-3	.33	0-0	.00	2	3	5	5.6	4	2	1	1	0	7	7.6	
TULSA	01/19/	*	26	3-9	.33	0-2	.00	7-8	.87	1	3	4	5.5	1	3	3	0	1	13	7.9	
at Tulane	01/23/	*	27	4-9	.44	0-2	.00	3-6	.50	1	3	4	5.4	3	0	0	1	1	11	8.1	
at Memphis	01/27/	*	25	4-8	.50	0-1	.00	0-0	.00	2	1	3	5.3	3	2	0	0	3	8	8.1	
UCONN	01/31/	*	22	3-5	.60	0-0	.00	5-8	.62	0	3	3	5.2	5	2	2	0	1	11	8.3	
HOUSTON	02/07/	*	11	0-1	.00	0-0	.00	0-0	.00	1	0	1	5.0	3	0	3	0	0	0	7.9	
at SMU	02/10/	*	30	7-11	.63	0-1	.00	4-4	1.00	3	7	10	5.2	3	5	1	0	1	18	8.3	
SOUTH FLA.	02/13/	*	23	3-5	.60	0-0	.00	3-3	1.00	2	3	5	5.2	5	1	3	1	1	9	8.3	
MEMPHIS	02/16/	*	11	2-6	.33	0-1	.00	0-1	.00	1	1	2	5.1	3	0	0	0	0	4	8.2	
at Cincinnati	02/21/	*	29	2-4	.50	0-0	.00	1-1	1.00	2	3	5	5.1	2	0	3	0	0	5	8.0	
SMU	02/24/	*	28	3-8	.37	0-0	.00	3-5	.60	2	8	10	5.3	2	3	0	0	0	9	8.1	
Totals			25	579	75-162	.46	6-27	.22	54-84	.64	37	100	137	5.3	83	41	46	6	15	210	8.1

Games played: 26
Minutes/game: 22.3
Points/game: 8.1
FG Pct: 46.3
3FG Pct: 22.2
FT Pct: 64.3

Rebounds/game: 5.3
Assists/game: 1.6
Turnovers/game: 1.8
Assist/turnover ratio: 0.9
Steals/game: 0.6
Blocks/game: 0.2



OVERALL STATISTICS

**Orlando's Hometown Team Statistics
UCF Combined Team Statistics (as of Feb 24, 2019)
All games**

RECORD:	OVERALL	HOME	AWAY	NEUTRAL
ALL GAMES	20-6	14-2	3-4	3-0
CONFERENCE	10-4	7-1	3-3	0-0
NON-CONFERENCE	10-2	7-1	0-1	3-0

#	Player	gp-gs	min	avg	Total		3-Point		F-Throw		Rebounds				pf	dq	a	to	blk	stl	pts	avg
					fg-fga	fg%	3fg-fga	3fg%	ft-fga	ft%	off	def	tot	avg								
01	Taylor,B.J.	26-26	878	33.8	115-287	.40	51-134	.38	150-193	.77	11	45	56	2.2	40	0	88	46	0	23	431	16.6
15	Dawkins,Aubrey	26-26	854	32.8	139-302	.46	56-144	.38	63-79	.79	23	108	131	5.0	62	1	34	39	10	26	397	15.3
24	Fall,Tacko	26-26	638	24.5	118-154	.76	0-0	.00	48-139	.34	61	130	191	7.3	69	1	13	48	70	7	284	10.9
35	Smith,Collin	26-25	579	22.3	75-162	.46	6-27	.22	54-84	.64	37	100	137	5.3	83	4	41	46	6	15	210	8.1
02	Allen,Terrell	26-26	775	29.8	64-143	.44	22-51	.43	40-56	.71	6	79	85	3.3	60	0	109	38	0	36	190	7.3
21	Brown,Chad	26-1	481	18.5	51-97	.52	0-1	.00	32-58	.55	38	102	140	5.4	42	1	12	16	28	10	134	5.2
10	Griffin,Dayon	21-0	347	16.5	28-87	.32	16-64	.25	11-19	.57	6	34	40	1.9	24	0	20	14	4	15	83	4.0
04	DeJesus,Cesar	24-0	297	12.4	33-68	.48	5-17	.29	20-27	.74	4	19	23	1.0	19	0	19	21	3	7	91	3.8
20	Bertz,Frank	26-0	287	11.0	28-77	.36	22-59	.37	4-5	.80	12	24	36	1.4	25	0	12	9	2	15	82	3.2
12	Grant,Xavier	6-0	13	2.2	2-3	.66	1-2	.50	2-2	1.000	0	2	2	0.3	0	0	0	2	0	0	7	1.2
22	McSpadden,Chanc	7-0	49	7.0	2-7	.28	1-4	.25	1-6	.16	3	10	13	1.9	5	0	3	3	0	1	6	0.9
25	Anders,Ryan	6-0	13	2.2	1-7	.14	0-2	.00	0-0	.00	1	2	3	0.5	1	0	1	0	0	0	2	0.3
13	Renaud,Levy	6-0	13	2.2	0-3	.00	0-0	.00	0-0	.00	0	0	0	0.0	4	0	0	1	0	0	0	0.0
Team											53	57	110				14					
Total.....		26	5224		656-139	.47	180-505	.35	425-668	.63	255	712	967	37.2	434	7	352	297	123	155	191	73.7
Opponents.....		26	5221		599-153	.38	186-587	.31	281-433	.64	298	616	914	35.2	576	-	325	323	77	141	166	64.0

TEAM STATISTICS	UCF	OPP	Date	Opponent	Score	Att.
SCORING	1917	1665	11/06/18	RIDER	w 84-70	4870
Points per game	73.7	64.0	11/11/18	FLA. ATLANTIC	L 79-80	4304
Scoring margin	+9.7	-	11/15/18	vs Cal St. Fullerton	w 68-52	1317
FIELD GOALS-ATT	656-1397	599-1538	11/16/18	vs Saint Joseph's	w 77-57	1050
Field goal pct	.470	.389	11/18/18	vs Western Ky.	w 78-62	3018
3 POINT FG-ATT	180-505	186-587	11/24/18	NORTHERN KY.	w 66-53	3374
3-point FG pct	.356	.317	11/29/18	ALABAMA	w 70-64	4449
3-pt FG made per gam	6.9	7.2	12/02/18	at Mizzou	Lot 62-64	10067
FREE THROWS-ATT	425-668	281-433	12/08/18	GRAMBLING	w 70-45	3798
Free throw pct	.636	.649	12/11/18	GA. SOUTHERN	w 95-88	3632
F-Throws made per ga	16.3	10.8	12/16/18	STETSON	w 90-65	3660
REBOUNDS	967	914	12/21/18	ILLINOIS ST.	w 77-56	3885
Rebounds per game	37.2	35.2	* 01/02/19	TEMPLE	w 78-73	3884
Rebounding margin	+2.0	-	* 01/05/19	at UConn	w 65-53	10541
ASSISTS	352	325	* 01/13/19	EAST CAROLINA	w 76-65	4692
Assists per game	13.5	12.5	* 01/16/19	at Wichita St.	L 67-75	0
TURNOVERS	297	323	* 01/19/19	TULSA	w 64-62	4155
Turnovers per game	11.4	12.4	* 01/23/19	at Tulane	w 75-50	1308
Turnover margin	+1.0	-	* 01/27/19	at Memphis	L 57-77	17046
Assist/turnover ratio	1.2	1.0	* 01/31/19	UCONN	w 73-67	5016
STEALS	155	141	* 02/07/19	HOUSTON	L 68-77	6292
Steals per game	6.0	5.4	* 02/10/19	at SMU	w 71-65	5989
BLOCKS	123	77	* 02/13/19	SOUTH FLA.	w 78-65	4719
Blocks per game	4.7	3.0	* 02/16/19	MEMPHIS	w 79-72	5458
ATTENDANCE	71166	62713	* 02/21/19	at Cincinnati	L 55-60	12377
Home games-Avg/Gam	16-4448	7-8190	* 02/24/19	SMU	w 95-48	4978
Neutral site-Avg/Game	-	3-1795				

* = Conference game

Score by Periods	1st	2nd	OT	Totals
UCF	887	1025	5	1917
Opponents	723	935	7	1665



CONFERENCE STATISTICS

**Orlando's Hometown Team Statistics
UCF Combined Team Statistics (as of Feb 24, 2019)
Conference games**

RECORD:	OVERALL	HOME	AWAY	NEUTRAL
ALL GAMES	10-4	7-1	3-3	0-0
CONFERENCE	10-4	7-1	3-3	0-0
NON-CONFERENCE	0-0	0-0	0-0	0-0

##	Player	gp-gs	min	avg	Total		3-Point		F-Throw		Rebounds				pf	dq	a	to	blk	stl	pts	avg			
					fg-fga	fg%	3fg-fga	3fg%	ft-fta	ft%	off	def	tot	avg											
01	Taylor,B.J.	14-14	474	33.9	59-150	.39	27-73	.37	76-102	.74	5	21	26	1.9	24	0	55	29	0	12	221	15.8			
15	Dawkins,Aubrey	14-14	455	32.5	76-162	.46	31-75	.41	27-37	.73	10	49	59	4.2	35	1	19	18	5	13	210	15.0			
24	Fall,Tacko	14-14	352	25.1	62-84	.73	0-0	.00	32-80	.40	36	72	108	7.7	37	1	7	27	30	5	156	11.1			
35	Smith,Collin	14-14	315	22.5	45-91	.49	3-15	.20	29-39	.74	18	48	66	4.7	44	3	21	23	3	12	122	8.7			
02	Allen,Terrell	14-14	403	28.8	28-70	.40	8-24	.33	25-32	.78	3	42	45	3.2	32	0	53	24	0	23	89	6.4			
21	Brown,Chad	14-0	253	18.1	26-52	.50	0-0	.00	20-35	.57	22	55	77	5.5	24	0	4	8	11	5	72	5.1			
10	Griffin,Dayon	14-0	259	18.5	20-63	.31	12-47	.25	10-17	.58	5	28	33	2.4	20	0	13	12	3	13	62	4.4			
04	DeJesus,Ceasar	13-0	125	9.6	12-26	.46	1-5	.20	6-11	.54	0	5	5	0.4	9	0	4	12	2	3	31	2.4			
20	Bertz,Frank	14-0	144	10.3	11-32	.34	10-27	.37	0-0	.00	3	6	9	0.6	11	0	5	4	2	6	32	2.3			
12	Grant,Xavier	3-0	7	2.3	1-2	.50	0-1	.00	2-2	1.000	0	1	1	0.3	0	0	0	2	0	0	4	1.3			
25	Anders,Ryan	3-0	7	2.3	1-5	.20	0-1	.00	0-0	.00	1	1	2	0.7	1	0	1	0	0	0	2	0.7			
13	Renaud,Levy	3-0	6	2.0	0-1	.00	0-0	.00	0-0	.00	0	0	0	0.0	2	0	0	0	0	0	0	0.0			
Team											25	25	50												7
Total.....		14	2800		341-738	.46	92-268	.34	227-355	.63	128	353	481	34.4	239	5	182	166	56	92	100	71.5			
Opponents.....		14	2800		319-801	.39	100-312	.32	171-238	.71	152	336	488	34.9	302	-	175	180	48	81	909	64.9			

TEAM STATISTICS	UCF	OPP	Date	Opponent	Score	Att.
SCORING	1001	909	* 01/02/19	TEMPLE	w 78-73	3884
Points per game	71.5	64.9	* 01/05/19	at UConn	w 65-53	10541
Scoring margin	+6.6	-	* 01/13/19	EAST CAROLINA	w 76-65	4692
FIELD GOALS-ATT	341-738	319-801	* 01/16/19	at Wichita St.	L 67-75	0
Field goal pct	.462	.398	* 01/19/19	TULSA	w 64-62	4155
3 POINT FG-ATT	92-268	100-312	* 01/23/19	at Tulane	w 75-50	1308
3-point FG pct	.343	.321	* 01/27/19	at Memphis	L 57-77	17046
3-pt FG made per gam	6.6	7.1	* 01/31/19	UCONN	w 73-67	5016
FREE THROWS-ATT	227-355	171-238	* 02/07/19	HOUSTON	L 68-77	6292
Free throw pct	.639	.718	* 02/10/19	at SMU	w 71-65	5989
F-Throws made per ga	16.2	12.2	* 02/13/19	SOUTH FLA.	w 78-65	4719
REBOUNDS	481	488	* 02/16/19	MEMPHIS	w 79-72	5458
Rebounds per game	34.4	34.9	* 02/21/19	at Cincinnati	L 55-60	12377
Rebounding margin	-0.5	-	* 02/24/19	SMU	w 95-48	4978
ASSISTS	182	175	* = Conference game			
Assists per game	13.0	12.5				
TURNOVERS	166	180				
Turnovers per game	11.9	12.9				
Turnover margin	+1.0	-				
Assist/turnover ratio	1.1	1.0				
STEALS	92	81				
Steals per game	6.6	5.8				
BLOCKS	56	48				
Blocks per game	4.0	3.4				
ATTENDANCE	39194	47261				
Home games-Avg/Gam	8-4899	6-7877				
Neutral site-Avg/Game	-	0-0				

Score by Periods	1st	2nd	Totals
UCF	458	543	1001
Opponents	398	511	909



GAME-BY-GAME STATISTICS

**Orlando's Hometown Team Statistics
UCF Team Game-by-Game (as of Feb 24, 2019)
All games**

TEAM STATISTICS

Opponent	Date	Score	W/L	Total		3-Pointers		Free throws		Rebounds				pf	a	t/o	blk	stl	pts	avg
				fg-fga	pct	3fg-fga	pct	ft-fa	pct	off	def	tot	avg							
RIDER	11/06/	84-70	W	27-59	.45	5-22	.22	25-45	.55	12	35	47	47.0	22	14	11	10	5	84	84.0
FLA. ATLANTIC	11/11/	79-80	L	28-56	.50	6-20	.30	17-26	.65	12	26	38	42.5	19	14	13	2	5	79	81.5
vs Cal St. Fullerton	11/15/	68-52	W	26-60	.43	4-15	.26	12-19	.63	13	32	45	43.3	17	12	11	5	7	68	77.0
vs Saint Joseph's	11/16/	77-57	W	32-58	.55	10-21	.47	3-4	.75	11	29	40	42.5	13	14	13	4	8	77	77.0
vs Western Ky.	11/18/	78-62	W	28-55	.50	10-20	.50	12-24	.50	11	25	36	41.2	17	20	11	3	7	78	77.2
NORTHERN KY.	11/24/	66-53	W	22-50	.44	5-14	.35	17-36	.47	10	41	51	42.8	17	14	9	5	1	66	75.3
ALABAMA	11/29/	70-64	W	21-45	.46	5-15	.33	23-36	.63	4	25	29	40.9	14	12	9	6	5	70	74.6
at Mizzou	12/02/	62-64	Lot	19-40	.47	6-20	.30	18-23	.78	7	25	32	39.8	18	9	15	8	5	62	73.0
GRAMBLING	12/08/	70-45	W	20-49	.40	8-17	.47	22-31	.71	13	34	47	40.6	15	11	14	7	6	70	72.7
GA. SOUTHERN	12/11/	95-88	W	33-66	.50	12-27	.44	17-23	.73	12	27	39	40.4	14	18	11	5	1	95	74.9
STETSON	12/16/	90-65	W	29-62	.46	10-28	.35	22-31	.71	11	36	47	41.0	15	18	6	7	4	90	76.3
ILLINOIS ST.	12/21/	77-56	W	30-59	.50	7-18	.38	10-15	.66	11	24	35	40.5	14	14	8	5	9	77	76.3
TEMPLE	01/02/	78-73	W	29-48	.60	4-11	.36	16-28	.57	8	23	31	39.8	15	17	14	3	4	78	76.5
at UConn	01/05/	65-53	W	20-35	.57	5-11	.45	20-29	.69	0	23	23	38.6	12	11	16	3	12	65	75.6
EAST CAROLINA	01/13/	76-65	W	24-58	.41	6-25	.24	22-41	.53	16	29	45	39.0	19	13	11	3	11	76	75.7
at Wichita St.	01/16/	67-75	L	22-52	.42	9-20	.45	14-20	.70	6	16	22	37.9	19	10	8	3	5	67	75.1
TULSA	01/19/	64-62	W	19-51	.37	4-20	.20	22-31	.71	9	28	37	37.9	21	13	12	2	5	64	74.5
at Tulane	01/23/	75-50	W	31-71	.43	8-28	.28	5-10	.50	15	27	42	38.1	17	9	11	4	12	75	74.5
at Memphis	01/27/	57-77	L	22-58	.37	6-26	.23	7-14	.50	12	16	28	37.6	17	12	15	7	9	57	73.6
UCONN	01/31/	73-67	W	22-45	.48	4-11	.36	25-36	.69	8	22	30	37.2	15	11	12	3	7	73	73.6
HOUSTON	02/07/	68-77	L	23-54	.42	8-24	.33	14-27	.51	8	26	34	37.0	23	12	11	5	4	68	73.3
at SMU	02/10/	71-65	W	26-50	.52	7-16	.43	12-13	.92	5	27	32	36.8	12	16	13	4	5	71	73.2
SOUTH FLA.	02/13/	78-65	W	24-44	.54	5-11	.45	25-44	.56	11	26	37	36.8	22	16	10	7	5	78	73.4
MEMPHIS	02/16/	79-72	W	24-58	.41	6-19	.31	25-30	.83	9	29	38	36.9	20	14	10	5	7	79	73.6
at Cincinnati	02/21/	55-60	L	21-45	.46	9-20	.45	4-7	.57	7	17	24	36.4	11	11	17	5	4	55	72.9
SMU	02/24/	95-48	W	34-69	.49	11-26	.42	16-25	.64	14	44	58	37.2	16	17	6	2	2	95	73.7
UCF		1917		656-1397	.470	180-505	.356	425-668	.636	255	712	967	37.2	434	352	297	123	155	1917	73.7
Opponents		1665		599-1538	.389	186-587	.317	281-433	.649	298	616	914	35.2	576	325	323	77	141	1665	64.0

Games played: 26
Points/game: 73.7
FG Pct: 47.0
3FG Pct: 35.6
FT Pct: 63.6

Rebounds/game: 37.2
Assists/game: 13.5
Turnovers/game: 11.4
Assist/turnover ratio: 1.2
Steals/game: 6.0
Blocks/game: 4.7



OPPONENT GAME-BY-GAME STATISTICS

**Orlando's Hometown Team Statistics
UCF Opponent Game-by-Game (as of Feb 24, 2019)
All games**

OPPONENT STATISTICS

Opponent	Date	Score	Total		3-Pointers		Free throws		Rebounds				pf	a	t/o	blk	stl	pts	avg
			fg-fga	pct	3fg-fga	pct	ft-fa	pct	off	def	tot	avg							
RIDER	11/06/	84-70 W	27-69	.39	7-17	.41	9-24	.37	16	31	47	47.0	32	15	17	1	6	70	70.0
FLA. ATLANTIC	11/11/	79-80 L	28-67	.41	12-34	.35	12-18	.66	17	23	40	43.5	27	14	13	1	6	80	75.0
vs Cal St. Fullerton	11/15/	68-52 W	19-55	.34	4-17	.23	10-18	.55	8	25	33	40.0	20	12	12	4	6	52	67.3
vs Saint Joseph's	11/16/	77-57 W	21-55	.38	9-25	.36	6-13	.46	10	15	25	36.2	9	12	11	3	6	57	64.8
vs Western Ky.	11/18/	78-62 W	22-55	.40	4-12	.33	14-21	.66	11	23	34	35.8	24	15	15	4	7	62	64.2
NORTHERN KY.	11/24/	66-53 W	19-59	.32	8-31	.25	7-17	.41	7	28	35	35.7	28	14	6	3	2	53	62.3
ALABAMA	11/29/	70-64 W	25-66	.37	5-24	.20	9-14	.64	19	27	46	37.1	24	14	14	5	3	64	62.6
at Mizzou	12/02/	62-64 Lot	23-63	.36	12-29	.41	6-11	.54	17	16	33	36.6	21	7	10	0	6	64	62.8
GRAMBLING	12/08/	70-45 W	17-58	.29	3-16	.18	8-18	.44	12	21	33	36.2	27	6	12	3	5	45	60.8
GA. SOUTHERN	12/11/	95-88 W	37-68	.54	7-16	.43	7-12	.58	6	24	30	35.6	19	17	9	3	7	88	63.5
STETSON	12/16/	90-65 W	23-69	.33	7-26	.26	12-16	.75	12	25	37	35.7	24	10	8	1	6	65	63.6
ILLINOIS ST.	12/21/	77-56 W	19-53	.35	8-28	.28	10-13	.76	11	22	33	35.5	19	14	16	1	0	56	63.0
TEMPLE	01/02/	78-73 W	24-53	.45	13-27	.48	12-15	.80	7	16	23	34.5	21	19	14	3	12	73	63.8
at UConn	01/05/	65-53 W	19-59	.32	6-20	.30	9-11	.81	17	20	37	34.7	24	9	18	0	5	53	63.0
EAST CAROLINA	01/13/	76-65 W	23-58	.39	5-19	.26	14-24	.58	10	28	38	34.9	31	12	14	0	5	65	63.1
at Wichita St.	01/16/	67-75 L	27-52	.51	4-15	.26	17-18	.94	8	27	35	34.9	20	13	11	5	2	75	63.9
TULSA	01/19/	64-62 W	19-47	.40	7-19	.36	17-23	.73	4	30	34	34.9	29	13	13	3	8	62	63.8
at Tulane	01/23/	75-50 W	18-54	.33	3-12	.25	11-16	.68	10	28	38	35.1	10	9	19	7	7	50	63.0
at Memphis	01/27/	57-77 L	29-65	.44	8-24	.33	11-14	.78	21	25	46	35.6	15	16	17	6	7	77	63.7
UCONN	01/31/	73-67 W	24-54	.44	9-22	.40	10-13	.76	9	21	30	35.3	24	12	14	3	4	67	63.9
HOUSTON	02/07/	68-77 L	25-57	.43	7-27	.25	20-28	.71	11	32	43	35.7	23	13	10	3	7	77	64.5
at SMU	02/10/	71-65 W	25-63	.39	10-37	.27	5-10	.50	12	19	31	35.5	14	16	8	6	7	65	64.5
SOUTH FLA.	02/13/	78-65 W	21-57	.36	9-24	.37	14-27	.51	15	19	34	35.4	31	12	10	2	6	65	64.6
MEMPHIS	02/16/	79-72 W	27-61	.44	5-20	.25	13-16	.81	8	28	36	35.5	26	12	14	4	5	72	64.9
at Cincinnati	02/21/	55-60 L	21-52	.40	7-14	.50	11-12	.91	11	17	28	35.2	13	13	14	4	3	60	64.7
SMU	02/24/	95-48 W	17-69	.24	7-32	.21	7-11	.63	9	26	35	35.2	21	6	4	2	3	48	64.0
Opponents		1665	599-1538	.389	186-587	.317	281-433	.649	298	616	914	35.2	576	325	323	77	141	1665	64.0
UCF		1917	656-1397	.470	180-505	.356	425-668	.636	255	712	967	37.2	434	352	297	123	155	1917	73.7

Games played: 26
Points/game: 64.0
FG Pct: 38.9
3FG Pct: 31.7
FT Pct: 64.9

Rebounds/game: 35.2
Assists/game: 12.5
Turnovers/game: 12.4
Assist/turnover ratio: 1.0
Steals/game: 5.4
Blocks/game: 3.0



CATEGORY LEADERS

**Orlando's Hometown Team Statistics
UCF Category Leaders (as of Feb 24, 2019)
All games**

Points	G	Pts	Pts/G	Scoring Average	G	Pts	Avg/G
Taylor,B.J.	26	431	16.6	Taylor,B.J.	26	431	16.6
Dawkins,Aubrey	26	397	15.3	Dawkins,Aubrey	26	397	15.3
Fall,Tacko	26	284	10.9	Fall,Tacko	26	284	10.9
Smith,Collin	26	210	8.1	Smith,Collin	26	210	8.1
Allen,Terrell	26	190	7.3	Allen,Terrell	26	190	7.3
Brown,Chad	26	134	5.2	Brown,Chad	26	134	5.2
DeJesus,Ceasar	24	91	3.8	Griffin,Dayon	21	83	4.0
Griffin,Dayon	21	83	4.0	DeJesus,Ceasar	24	91	3.8
Bertz,Frank	26	82	3.2	Bertz,Frank	26	82	3.2
Grant,Xavier	6	7	1.2	Grant,Xavier	6	7	1.2
McSpadden,Chance	7	6	0.9	McSpadden,Chance	7	6	0.9
Anders,Ryan	6	2	0.3	Anders,Ryan	6	2	0.3

FG Percentage	FG	Att	Pct	Field Goal Attempts	G	Att	Att/G
Fall,Tacko	118	154	.766	Dawkins,Aubrey	26	302	11.6
Grant,Xavier	2	3	.667	Taylor,B.J.	26	287	11.0
Brown,Chad	51	97	.526	Smith,Collin	26	162	6.2
DeJesus,Ceasar	33	68	.485	Fall,Tacko	26	154	5.9
Smith,Collin	75	162	.463	Allen,Terrell	26	143	5.5
Dawkins,Aubrey	139	302	.460	Field Goals Made	G	Made	Made/G
Allen,Terrell	64	143	.448	Dawkins,Aubrey	26	139	5.3
Taylor,B.J.	115	287	.401	Fall,Tacko	26	118	4.5
Bertz,Frank	28	77	.364	Taylor,B.J.	26	115	4.4
Griffin,Dayon	28	87	.322	Smith,Collin	26	75	2.9
McSpadden,Chance	2	7	.286	Allen,Terrell	26	64	2.5
Anders,Ryan	1	7	.143	3-Point FG Attempts	G	Att	Att/G

3-Point Percentage	3FG	Att	Pct	3-Point FG Made	G	Made	Made/G
Grant,Xavier	1	2	.500	Dawkins,Aubrey	26	144	5.5
Allen,Terrell	22	51	.431	Taylor,B.J.	26	134	5.2
Dawkins,Aubrey	56	144	.389	Griffin,Dayon	21	64	3.0
Taylor,B.J.	51	134	.381	Bertz,Frank	26	59	2.3
Bertz,Frank	22	59	.373	Allen,Terrell	26	51	2.0
DeJesus,Ceasar	5	17	.294	3-Point FG Made	G	Made	Made/G
McSpadden,Chance	1	4	.250	Dawkins,Aubrey	26	56	2.2
Griffin,Dayon	16	64	.250	Taylor,B.J.	26	51	2.0
Smith,Collin	6	27	.222	Allen,Terrell	26	22	0.8
Anders,Ryan	0	2	.000	Bertz,Frank	26	22	0.8
Brown,Chad	0	1	.000	Griffin,Dayon	21	16	0.8

Free Throw Percent	FG	Att	Pct	Free Throw Attempts	G	Att	Att/G
Grant,Xavier	2	2	1.000	Taylor,B.J.	26	193	7.4
Bertz,Frank	4	5	.800	Fall,Tacko	26	139	5.3
Dawkins,Aubrey	63	79	.797	Smith,Collin	26	84	3.2
Taylor,B.J.	150	193	.777	Dawkins,Aubrey	26	79	3.0
DeJesus,Ceasar	20	27	.741	Brown,Chad	26	58	2.2
Allen,Terrell	40	56	.714	Free Throws Made	G	Made	Made/G
Smith,Collin	54	84	.643	Taylor,B.J.	26	150	5.8
Griffin,Dayon	11	19	.579	Dawkins,Aubrey	26	63	2.4
Brown,Chad	32	58	.552	Smith,Collin	26	54	2.1
Fall,Tacko	48	139	.345	Fall,Tacko	26	48	1.8
McSpadden,Chance	1	6	.167	Allen,Terrell	26	40	1.5



CATEGORY LEADERS

**Orlando's Hometown Team Statistics
UCF Category Leaders (as of Feb 24, 2019)
All games**

Rebounds	G	Reb	Reb/G
Fall, Tacko	26	191	7.3
Brown, Chad	26	140	5.4
Smith, Collin	26	137	5.3
Dawkins, Aubrey	26	131	5.0
Allen, Terrell	26	85	3.3

Assists	G	No.	Ast/G
Allen, Terrell	26	109	4.2
Taylor, B.J.	26	88	3.4
Smith, Collin	26	41	1.6
Dawkins, Aubrey	26	34	1.3
Griffin, Dayon	21	20	1.0

Rebound Average	G	Reb	Avg/G
Fall, Tacko	26	191	7.3
Brown, Chad	26	140	5.4
Smith, Collin	26	137	5.3
Dawkins, Aubrey	26	131	5.0
Allen, Terrell	26	85	3.3

Steals	G	No.	Stl/G
Allen, Terrell	26	36	1.4
Dawkins, Aubrey	26	26	1.0
Taylor, B.J.	26	23	0.9
Griffin, Dayon	21	15	0.7
Bertz, Frank	26	15	0.6
Smith, Collin	26	15	0.6

Offensive Rebounds	G	No.	Avg/G
Fall, Tacko	26	61	2.3
Brown, Chad	26	38	1.5
Smith, Collin	26	37	1.4
Dawkins, Aubrey	26	23	0.9
Bertz, Frank	26	12	0.5

Blocked Shots	G	No.	Blk/G
Fall, Tacko	26	70	2.7
Brown, Chad	26	28	1.1
Dawkins, Aubrey	26	10	0.4
Smith, Collin	26	6	0.2
Griffin, Dayon	21	4	0.2

Defensive Rebounds	G	No.	Avg/G
Fall, Tacko	26	130	5.0
Dawkins, Aubrey	26	108	4.2
Brown, Chad	26	102	3.9
Smith, Collin	26	100	3.8
Allen, Terrell	26	79	3.0

Minutes	G	No.	Min/G
Taylor, B.J.	26	878	33.8
Dawkins, Aubrey	26	854	32.8
Allen, Terrell	26	775	29.8
Fall, Tacko	26	638	24.5
Smith, Collin	26	579	22.3

Fouls	G	No.	Per/G
Smith, Collin	26	83	3.2
Fall, Tacko	26	69	2.7
Dawkins, Aubrey	26	62	2.4
Allen, Terrell	26	60	2.3
Brown, Chad	26	42	1.6

Turnovers	G	No.	TO/G
Fall, Tacko	26	48	1.8
Taylor, B.J.	26	46	1.8
Smith, Collin	26	46	1.8
Dawkins, Aubrey	26	39	1.5
Allen, Terrell	26	38	1.5

Foulsouts	G	No.
Smith, Collin	26	4
Brown, Chad	26	1
Fall, Tacko	26	1
Dawkins, Aubrey	26	1



UCF TEAM HIGHS

**Orlando's Hometown Team Statistics
UCF Team High/Low Analysis (as of Feb 24, 2019)
All games**

UCF - TEAM GAME HIGHS

POINTS	95	SMU (02/24/19)
	95	GA. SOUTHERN (12/11/18)
	90	STETSON (12/16/18)
	84	RIDER (11/06/18)
	79	MEMPHIS (02/16/19)
	79	FLA. ATLANTIC (11/11/18)
FIELD GOALS MADE	34	SMU (02/24/19)
	33	GA. SOUTHERN (12/11/18)
FIELD GOAL ATTEMPTS	71	at Tulane (01/23/19)
	69	SMU (02/24/19)
FIELD GOAL PERCENTAGE	.604 (29-48)	TEMPLE (01/02/19)
	.571 (20-35)	at UConn (01/05/19)
3 PT FIELD GOALS MADE	12	GA. SOUTHERN (12/11/18)
	11	SMU (02/24/19)
3 PT FG ATTEMPTS	28	at Tulane (01/23/19)
	28	STETSON (12/16/18)
3 PT FG PERCENTAGE	.500 (10-20)	vs Western Ky. (11/18/18)
	.476 (10-21)	vs Saint Joseph's (11/16/18)
FREE THROWS MADE	25	MEMPHIS (02/16/19)
	25	SOUTH FLA. (02/13/19)
	25	UCONN (01/31/19)
	25	RIDER (11/06/18)
FREE THROW ATTEMPTS	45	RIDER (11/06/18)
	44	SOUTH FLA. (02/13/19)
FREE THROW PERCENTAGE	.923 (12-13)	at SMU (02/10/19)
	.833 (25-30)	MEMPHIS (02/16/19)
REBOUNDS	58	SMU (02/24/19)
	51	NORTHERN KY. (11/24/18)
ASSISTS	20	vs Western Ky. (11/18/18)
	18	STETSON (12/16/18)
	18	GA. SOUTHERN (12/11/18)
STEALS	12	at Tulane (01/23/19)
	12	at UConn (01/05/19)
BLOCKED SHOTS	10	RIDER (11/06/18)
	8	at Mizzou (12/02/18)
TURNOVERS	17	at Cincinnati (02/21/19)
	16	at UConn (01/05/19)
FOULS	23	HOUSTON (02/07/19)
	22	SOUTH FLA. (02/13/19)
	22	RIDER (11/06/18)



OPPONENT TEAM HIGHS

**Orlando's Hometown Team Statistics
UCF High/Low Analysis (as of Feb 24, 2019)
All games**

Opponent - GAME HIGHS

POINTS	88	GA. SOUTHERN (12/11/18)
	80	FLA. ATLANTIC (11/11/18)
	77	HOUSTON (02/07/19)
	77	at Memphis (01/27/19)
	75	at Wichita St. (01/16/19)
FIELD GOALS MADE	37	GA. SOUTHERN (12/11/18)
	29	at Memphis (01/27/19)
FIELD GOAL ATTEMPTS	69	SMU (02/24/19)
	69	STETSON (12/16/18)
	69	RIDER (11/06/18)
FIELD GOAL PERCENTAGE	.544 (37-68)	GA. SOUTHERN (12/11/18)
	.519 (27-52)	at Wichita St. (01/16/19)
3 PT FIELD GOALS MADE	13	TEMPLE (01/02/19)
	12	at Mizzou (12/02/18)
	12	FLA. ATLANTIC (11/11/18)
3 PT FG ATTEMPTS	37	at SMU (02/10/19)
	34	FLA. ATLANTIC (11/11/18)
3 PT FG PERCENTAGE	.500 (7-14)	at Cincinnati (02/21/19)
	.481 (13-27)	TEMPLE (01/02/19)
FREE THROWS MADE	20	HOUSTON (02/07/19)
	17	TULSA (01/19/19)
	17	at Wichita St. (01/16/19)
FREE THROW ATTEMPTS	28	HOUSTON (02/07/19)
	27	SOUTH FLA. (02/13/19)
FREE THROW PERCENTAGE	.944 (17-18)	at Wichita St. (01/16/19)
	.917 (11-12)	at Cincinnati (02/21/19)
REBOUNDS	47	RIDER (11/06/18)
	46	at Memphis (01/27/19)
	46	ALABAMA (11/29/18)
ASSISTS	19	TEMPLE (01/02/19)
	17	GA. SOUTHERN (12/11/18)
STEALS	12	TEMPLE (01/02/19)
	8	TULSA (01/19/19)
BLOCKED SHOTS	7	at Tulane (01/23/19)
	6	at SMU (02/10/19)
	6	at Memphis (01/27/19)
TURNOVERS	19	at Tulane (01/23/19)
	18	at UConn (01/05/19)
FOULS	32	RIDER (11/06/18)
	31	SOUTH FLA. (02/13/19)
	31	EAST CAROLINA (01/13/19)



UCF TEAM LOWS

**Orlando's Hometown Team Statistics
UCF High/Low Analysis (as of Feb 24, 2019)
All games**

UCF - GAME LOWS

POINTS	55	at Cincinnati (02/21/19)
	57	at Memphis (01/27/19)
	62	at Mizzou (12/02/18)
	64	TULSA (01/19/19)
	65	at UConn (01/05/19)
FIELD GOALS MADE	19	at Mizzou (12/02/18)
	19	TULSA (01/19/19)
FIELD GOAL ATTEMPTS	35	at UConn (01/05/19)
	40	at Mizzou (12/02/18)
FIELD GOAL PERCENTAGE	.373 (19-51)	TULSA (01/19/19)
	.379 (22-58)	at Memphis (01/27/19)
3 PT FIELD GOALS MADE	4	vs Cal St. Fullerton (11/15/18)
	4	TEMPLE (01/02/19)
	4	TULSA (01/19/19)
	4	UCONN (01/31/19)
3 PT FG ATTEMPTS	11	TEMPLE (01/02/19)
	11	at UConn (01/05/19)
	11	UCONN (01/31/19)
	11	SOUTH FLA. (02/13/19)
3 PT FG PERCENTAGE	.200 (4-20)	TULSA (01/19/19)
	.227 (5-22)	RIDER (11/06/18)
FREE THROWS MADE	3	vs Saint Joseph's (11/16/18)
	4	at Cincinnati (02/21/19)
FREE THROW ATTEMPTS	4	vs Saint Joseph's (11/16/18)
	7	at Cincinnati (02/21/19)
FREE THROW PERCENTAGE	.472 (17-36)	NORTHERN KY. (11/24/18)
	.500 (5-10)	at Tulane (01/23/19)
	.500 (7-14)	at Memphis (01/27/19)
	.500 (12-24)	vs Western Ky. (11/18/18)
REBOUNDS	22	at Wichita St. (01/16/19)
	23	at UConn (01/05/19)
ASSISTS	9	at Mizzou (12/02/18)
	9	at Tulane (01/23/19)
STEALS	1	NORTHERN KY. (11/24/18)
	1	GA. SOUTHERN (12/11/18)
BLOCKED SHOTS	2	FLA. ATLANTIC (11/11/18)
	2	TULSA (01/19/19)
	2	SMU (02/24/19)
TURNOVERS	6	STETSON (12/16/18)
	6	SMU (02/24/19)
FOULS	11	at Cincinnati (02/21/19)
	12	at UConn (01/05/19)
	12	at SMU (02/10/19)



OPPONENT TEAM LOWS

**Orlando's Hometown Team Statistics
UCF High/Low Analysis (as of Feb 24, 2019)
All games**

Opponent - GAME LOWS

POINTS	45	GRAMBLING (12/08/18)
	48	SMU (02/24/19)
	50	at Tulane (01/23/19)
	52	vs Cal St. Fullerton (11/15/18)
	53	NORTHERN KY. (11/24/18)
FIELD GOALS MADE	53	at UConn (01/05/19)
	17	GRAMBLING (12/08/18)
FIELD GOAL ATTEMPTS	17	SMU (02/24/19)
	47	TULSA (01/19/19)
FIELD GOAL PERCENTAGE	52	at Wichita St. (01/16/19)
	52	at Cincinnati (02/21/19)
	.246 (17-69)	SMU (02/24/19)
3 PT FIELD GOALS MADE	.293 (17-58)	GRAMBLING (12/08/18)
	3	GRAMBLING (12/08/18)
3 PT FG ATTEMPTS	3	at Tulane (01/23/19)
	12	vs Western Ky. (11/18/18)
3 PT FG PERCENTAGE	12	at Tulane (01/23/19)
	.188 (3-16)	GRAMBLING (12/08/18)
FREE THROWS MADE	.208 (5-24)	ALABAMA (11/29/18)
	5	at SMU (02/10/19)
FREE THROW ATTEMPTS	6	vs Saint Joseph's (11/16/18)
	6	at Mizzou (12/02/18)
	10	at SMU (02/10/19)
	11	at Mizzou (12/02/18)
FREE THROW PERCENTAGE	11	at UConn (01/05/19)
	11	SMU (02/24/19)
	.375 (9-24)	RIDER (11/06/18)
REBOUNDS	.412 (7-17)	NORTHERN KY. (11/24/18)
	23	TEMPLE (01/02/19)
ASSISTS	25	vs Saint Joseph's (11/16/18)
	6	GRAMBLING (12/08/18)
STEALS	6	SMU (02/24/19)
	0	ILLINOIS ST. (12/21/18)
BLOCKED SHOTS	2	NORTHERN KY. (11/24/18)
	2	at Wichita St. (01/16/19)
	0	at Mizzou (12/02/18)
TURNOVERS	0	at UConn (01/05/19)
	0	EAST CAROLINA (01/13/19)
	4	SMU (02/24/19)
FOULS	6	NORTHERN KY. (11/24/18)
	9	vs Saint Joseph's (11/16/18)
	10	at Tulane (01/23/19)



GAME 27 • UCF AT SOUTH FLORIDA

Official Basketball Box Score -- Game Totals -- Final Statistics
Rider vs UCF
11/06/18 6:30 pm at Orlando, Fla. (CFE Arena)

Rider 70 • 0-1

Table with columns: #, Player, FG-FGA, 3-Ptr, FT-FTA, Rebounds, PF, TP, A TO Blk Stl, Min. Lists stats for 24 players and team totals.

FG % 1st Half: 12-30 40.0% 2nd half: 15-39 38.5% Game: 27-69 39.1%
3FG % 1st Half: 5-9 55.6% 2nd half: 2-8 25.0% Game: 7-17 41.2%
FT % 1st Half: 5-11 45.5% 2nd half: 4-13 30.8% Game: 9-24 37.5%

UCF 84 • 1-0

Table with columns: #, Player, FG-FGA, 3-Ptr, FT-FTA, Rebounds, PF, TP, A TO Blk Stl, Min. Lists stats for 22 players and team totals.

FG % 1st Half: 17-36 47.2% 2nd half: 10-23 43.5% Game: 27-59 45.8%
3FG % 1st Half: 4-13 30.8% 2nd half: 1-9 11.1% Game: 5-22 22.7%
FT % 1st Half: 5-15 33.3% 2nd half: 20-30 66.7% Game: 25-45 55.6%

Officials: Sean Casady, Bill Jacobson, Josue Nieves
Technical fouls: Rider-None. UCF-None.
Attendance: 4870

Score by periods table with columns: 1st, 2nd, Total. Shows Rider 34, UCF 41, Total 70.

Points in Paint, Off T/O, 2nd Chance, Fast Break, Bench table showing Rider and UCF stats.

Last FG - RIDER 2nd-00:36, UCF 2nd-02:18.
Largest lead - RIDER by 7 1st-15:33, UCF by 24 2nd-11:02.
RIDER led for 17:07. UCF led for 21:53. Game was tied for 01:00.

Score tied - 1 time.
Lead changed - 1 time.

Official Basketball Box Score -- Game Totals -- Final Statistics
Fla. Atlantic vs UCF
11/11/18 3:00 pm at Orlando, Fla. (CFE ARENA)

Fla. Atlantic 80 • 2-0

Table with columns: #, Player, FG-FGA, 3-Ptr, FT-FTA, Rebounds, PF, TP, A TO Blk Stl, Min. Lists stats for 24 players and team totals.

FG % 1st Half: 9-30 30.0% 2nd half: 19-37 51.4% Game: 28-67 41.8%
3FG % 1st Half: 5-18 27.8% 2nd half: 7-16 43.8% Game: 12-34 35.3%
FT % 1st Half: 8-11 72.7% 2nd half: 4-7 57.1% Game: 12-18 66.7%

UCF 79 • 1-1

Table with columns: #, Player, FG-FGA, 3-Ptr, FT-FTA, Rebounds, PF, TP, A TO Blk Stl, Min. Lists stats for 22 players and team totals.

FG % 1st Half: 12-26 46.2% 2nd half: 16-30 53.3% Game: 28-56 50.0%
3FG % 1st Half: 2-10 20.0% 2nd half: 4-10 40.0% Game: 6-20 30.0%
FT % 1st Half: 11-16 68.8% 2nd half: 6-10 60.0% Game: 17-26 65.4%

Officials: Ron Groover, R.B. Clyburn, Rodrick Dixon
Technical fouls: Fla. Atlantic-None. UCF-None.
Attendance: 4304

Score by periods table with columns: 1st, 2nd, Total. Shows Fla. Atlantic 31, UCF 42, Total 79.

Points in Paint, Off T/O, 2nd Chance, Fast Break, Bench table showing Fla. Atlantic and UCF stats.

Last FG - FAU 2nd-00:01, UCF 2nd-00:07.
Largest lead - FAU by 2 2nd-12:25, UCF by 20 1st-08:38.
FAU led for 01:12. UCF led for 36:56. Game was tied for 01:52.

Score tied - 4 times.
Lead changed - 13 times.

Official Basketball Box Score -- Game Totals -- Final Statistics
UCF vs Cal St. Fullerton
11/15/18 1:30 pm at HTC Center (Conway, SC)

UCF 68 • 2-1

Table with columns: #, Player, FG-FGA, 3-Ptr, FT-FTA, Rebounds, PF, TP, A TO Blk Stl, Min. Lists stats for 24 players and team totals.

FG % 1st Half: 13-32 40.6% 2nd half: 13-28 46.4% Game: 26-60 43.3%
3FG % 1st Half: 3-9 33.3% 2nd half: 1-6 16.7% Game: 4-15 26.7%
FT % 1st Half: 3-6 50.0% 2nd half: 9-13 69.2% Game: 12-19 63.2%

Cal St. Fullerton 52 • 1-2

Table with columns: #, Player, FG-FGA, 3-Ptr, FT-FTA, Rebounds, PF, TP, A TO Blk Stl, Min. Lists stats for 34 players and team totals.

FG % 1st Half: 7-28 25.0% 2nd half: 12-27 44.4% Game: 19-55 34.5%
3FG % 1st Half: 2-9 22.2% 2nd half: 2-8 25.0% Game: 4-17 23.5%
FT % 1st Half: 6-12 50.0% 2nd half: 4-6 66.7% Game: 10-18 55.6%

Officials: Mike Eades, Bret Smith, Kevin Mathis
Technical fouls: UCF-None. Cal St. Fullerton-None.
Attendance: 1317

2018-19 Men's Basketball. Round: 0. Cal St. Fullerton vs UCF. Played at .

Score by periods table with columns: 1st, 2nd, Total. Shows UCF 32, Cal St. Fullerton 22, Total 52.

Points in Paint, Off T/O, 2nd Chance, Fast Break, Bench table showing UCF and Cal St. Fullerton stats.

Last FG - UCF 2nd-01:37, CSF 2nd-01:31.
Largest lead - UCF by 26 2nd-08:17, CSF by 3 1st-06:15.
UCF led for 35:31. CSF led for 02:02. Game was tied for 02:27.

Score tied - 2 times.
Lead changed - 4 times.

Official Basketball Box Score -- Game Totals -- Final Statistics
Saint Joseph's vs UCF
11/16/18 1:30 pm at HTC Center (Conway, SC)

Saint Joseph's 57 • 3-0

Table with columns: #, Player, FG-FGA, 3-Ptr, FT-FTA, Rebounds, PF, TP, A TO Blk Stl, Min. Lists stats for 24 players and team totals.

FG % 1st Half: 11-30 36.7% 2nd half: 10-25 40.0% Game: 21-55 38.2%
3FG % 1st Half: 8-17 47.1% 2nd half: 1-8 12.5% Game: 9-25 36.0%
FT % 1st Half: 0-2 0.0% 2nd half: 6-11 54.5% Game: 6-13 46.2%

UCF 77 • 2-1

Table with columns: #, Player, FG-FGA, 3-Ptr, FT-FTA, Rebounds, PF, TP, A TO Blk Stl, Min. Lists stats for 22 players and team totals.

FG % 1st Half: 17-33 51.5% 2nd half: 15-25 60.0% Game: 32-58 55.2%
3FG % 1st Half: 6-13 46.2% 2nd half: 4-8 50.0% Game: 10-21 47.6%
FT % 1st Half: 0-0 0.0% 2nd half: 3-4 75.0% Game: 3-4 75.0%

Officials: Lee Cassell, Kelly Self, Mike Roberts
Technical fouls: Saint Joseph's-None. UCF-None.
Attendance: 1050
Myrtle Beach Invitational Game 6.

Score by periods table with columns: 1st, 2nd, Total. Shows Saint Joseph's 30, UCF 47, Total 77.

Points in Paint, Off T/O, 2nd Chance, Fast Break, Bench table showing Saint Joseph's and UCF stats.

Last FG - SJU 2nd-02:34, UCF 2nd-00:34.
Largest lead - SJU by 3 1st-17:44, UCF by 23 2nd-09:14.
SJU led for 01:52. UCF led for 34:18. Game was tied for 03:50.

Score tied - 4 times.
Lead changed - 4 times.



GAME 27 • UCF AT SOUTH FLORIDA

Official Basketball Box Score -- Game Totals -- Final Statistics
UCF vs Western Ky.
11/18/18 6:30 pm at HTC Center (Conway, SC)

UCF 78 • 4-1
Table with 16 columns: Player, FG-FGA, 3-Ptr, FT-FTA, Rebounds, PF, TP, A TO Blk, Stl, Min. Includes team totals and shooting percentages.

Western Ky. 62 • 2-1

Table with 16 columns: Player, FG-FGA, 3-Ptr, FT-FTA, Rebounds, PF, TP, A TO Blk, Stl, Min. Includes team totals and shooting percentages.

Officials: Mike Eades, Mike Roberts, Gerry Pollard
Technical fouls: UCF-Smith, Collin. Western Ky.-ANDERSON, Josh.
Attendance: 3018
Myrtle Beach Invitational Championship Game

Score by periods table for UCF vs Western Ky. showing 1st, 2nd, and Total scores.

Official Basketball Box Score -- Game Totals -- Final Statistics
Northern Ky. vs UCF
11/24/18 6:00 pm at Orlando, Fla. (CFE Arena)

Northern Ky. 53 • 6-1
Table with 16 columns: Player, FG-FGA, 3-Ptr, FT-FTA, Rebounds, PF, TP, A TO Blk, Stl, Min. Includes team totals and shooting percentages.

UCF 66 • 5-1

Table with 16 columns: Player, FG-FGA, 3-Ptr, FT-FTA, Rebounds, PF, TP, A TO Blk, Stl, Min. Includes team totals and shooting percentages.

Officials: Wesley Ford, Bill Jacobson, Doug Simmons
Technical fouls: Northern Ky.-None. UCF-None.
Attendance: 3374

Score by periods table for UCF vs Northern Ky. showing 1st, 2nd, and Total scores.

Last FG - NKU 2nd-02:21, UCF 2nd-02:45.
Largest lead - NKU by 1 1st-17:05, UCF by 19 2nd-10:16.
NKU led for 00:59. UCF led for 36:28. Game was tied for 02:33.

Points, In Paint, Off T/O, 2nd Chance, Fast Break, Bench table for UCF vs Northern Ky.

Score tied - 3 times.
Lead changed - 4 times.

Official Basketball Box Score -- Game Totals -- Final Statistics
Alabama vs UCF
11/29/18 7:00 pm at Orlando, Fla. (CFE Arena)

Alabama 64 • 5-2
Table with 16 columns: Player, FG-FGA, 3-Ptr, FT-FTA, Rebounds, PF, TP, A TO Blk, Stl, Min. Includes team totals and shooting percentages.

UCF 70 • 6-1

Table with 16 columns: Player, FG-FGA, 3-Ptr, FT-FTA, Rebounds, PF, TP, A TO Blk, Stl, Min. Includes team totals and shooting percentages.

Officials: Garrick Shanno, Ron Groover, Michael Stephens
Technical fouls: Alabama-None. UCF-None.
Attendance: 4449

Score by periods table for Alabama vs UCF. showing 1st, 2nd, and Total scores.

Points, In Paint, Off T/O, 2nd Chance, Fast Break, Bench table for Alabama vs UCF.

Last FG - ALA 2nd-00:14, UCF 2nd-02:14.
Largest lead - ALA by 2 2nd-16:57, UCF by 12 1st-10:32.
ALA led for 00:29. UCF led for 37:29. Game was tied for 02:02.

Official Basketball Box Score -- Game Totals -- Final Statistics
UCF vs Mizzou
12/02/18 2 PM at Mizzou Arena

UCF 62 • 6-2
Table with 16 columns: Player, FG-FGA, 3-Ptr, FT-FTA, Rebounds, PF, TP, A TO Blk, Stl, Min. Includes team totals and shooting percentages.

Mizzou 64 • 4-3

Table with 16 columns: Player, FG-FGA, 3-Ptr, FT-FTA, Rebounds, PF, TP, A TO Blk, Stl, Min. Includes team totals and shooting percentages.

Officials: Doug Shows, Pat Adams, Lee Cassell
Technical fouls: UCF-None. Mizzou-None.
Attendance:

Score by periods table for UCF vs Mizzou. showing 1st, 2nd, OT, and Total scores.

Points, In Paint, Off T/O, 2nd Chance, Fast Break, Bench table for UCF vs Mizzou.

Last FG - UCF OT-03:32, MIZ OT-01:35.
Largest lead - UCF by 8 1st-00:18, MIZ by 8 1st-12:01.
UCF led for 18:32. MIZ led for 18:01. Game was tied for 08:20.

Score tied - 8 times.
Lead changed - 10 times.



GAME 27 • UCF AT SOUTH FLORIDA

Official Basketball Box Score -- Game Totals -- Final Statistics
Tulsa vs UCF
01/19/19 12:00 pm at Orlando, Fla (CFE Arena)

Tulsa 62 • 12-6

Box score table for Tulsa vs UCF game, showing player statistics like FG, 3-Ptr, Rebounds, PF, TP, A TO Blk Stl, Min.

FG % 1st Half: 12-27 44.4% 2nd half: 7-20 35.0% Game: 19-47 40.4%
3FG % 1st Half: 5-11 45.5% 2nd half: 2-8 25.0% Game: 7-19 36.8%
FT % 1st Half: 3-5 60.0% 2nd half: 14-18 77.8% Game: 17-23 73.9%

UCF 64 • 13-3

Box score table for UCF vs Tulsa game, showing player statistics like FG, 3-Ptr, Rebounds, PF, TP, A TO Blk Stl, Min.

FG % 1st Half: 8-29 27.6% 2nd half: 11-22 50.0% Game: 19-51 37.3%
3FG % 1st Half: 2-11 18.2% 2nd half: 2-9 22.2% Game: 4-20 20.0%
FT % 1st Half: 5-8 62.5% 2nd half: 17-23 73.9% Game: 22-31 71.0%

Officials: Rodrick Dixon, Kelly Self, Mike Nance
Technical fouls: Tulsa-Elijah Joiner, UCF-Fall, Tacko.
Attendance: 4155

Score by periods table with columns for 1st, 2nd, Total.

Points In Off 2nd Fast Bench table for Tulsa and UCF.

Last FG - Tulsa 2nd-00:12, UCF 2nd-06:36.
Largest lead - Tulsa by 15 1st-05:11, UCF by 7 2nd-06:36.
Tulsa led for 24:32. UCF led for 14:05. Game was tied for 01:23.

Score tied - 2 times.
Lead changed - 2 times.

Official Basketball Box Score -- Game Totals -- Final Statistics
UCF vs Memphis
01/27/19 3:00 pm at Memphis, Tenn.

UCF 57 • 15-4; (5-2)

Box score table for UCF vs Memphis game, showing player statistics like FG, 3-Ptr, Rebounds, PF, TP, A TO Blk Stl, Min.

FG % 1st Half: 12-26 46.2% 2nd half: 10-32 31.3% Game: 22-58 37.9%
3FG % 1st Half: 3-10 30.0% 2nd half: 3-16 18.8% Game: 6-26 23.1%
FT % 1st Half: 1-3 33.3% 2nd half: 6-11 54.5% Game: 7-14 50.0%

Memphis 77 • 13-7; (5-2)

Box score table for Memphis vs UCF game, showing player statistics like FG, 3-Ptr, Rebounds, PF, TP, A TO Blk Stl, Min.

FG % 1st Half: 13-32 40.6% 2nd half: 16-33 48.5% Game: 29-65 44.6%
3FG % 1st Half: 3-12 25.0% 2nd half: 5-12 41.7% Game: 8-24 33.3%
FT % 1st Half: 9-11 81.8% 2nd half: 2-3 66.7% Game: 11-14 78.6%

Officials: Keith Kimble, Gerry Pollard, Doug Simmons
Technical fouls: UCF-None, Memphis-None.
Attendance: 17046

Score by periods table with columns for 1st, 2nd, Total.

Points In Off 2nd Fast Bench table for UCF and Memphis.

Last FG - UCF 2nd-01:33, MEM 2nd-00:51.
Largest lead - UCF None, MEM by 23 2nd-04:45.
UCF led for 00:00. MEM led for 38:21. Game was tied for 01:32.

Score tied - 1 time.
Lead changed - 0 times.

Official Basketball Box Score -- Game Totals -- Final Statistics
UCF vs Tulane
01/23/19 7:02 p.m. at Devlin Fieldhouse, New Orleans, LA

UCF 75 • 15-3, 5-1

Box score table for UCF vs Tulane game, showing player statistics like FG, 3-Ptr, Rebounds, PF, TP, A TO Blk Stl, Min.

FG % 1st Half: 19-36 52.8% 2nd half: 12-35 34.3% Game: 31-71 43.7%
3FG % 1st Half: 4-11 36.4% 2nd half: 4-17 23.5% Game: 8-28 28.6%
FT % 1st Half: 5-6 83.3% 2nd half: 2-6 33.3% Game: 5-10 50.0%

Tulane 50 • 4-14, 0-6

Box score table for Tulane vs UCF game, showing player statistics like FG, 3-Ptr, Rebounds, PF, TP, A TO Blk Stl, Min.

FG % 1st Half: 9-27 33.3% 2nd half: 9-27 33.3% Game: 18-54 33.3%
3FG % 1st Half: 0-3 0.0% 2nd half: 3-9 33.3% Game: 3-12 25.0%
FT % 1st Half: 5-6 83.3% 2nd half: 6-10 60.0% Game: 11-16 68.8%

Officials: Doug Shows, Todd Austin, KB Burdett Jr.
Technical fouls: UCF-None, Tulane-None.
Attendance: 1308

Score by periods table with columns for 1st, 2nd, Total.

Points In Off 2nd Fast Bench table for UCF and Tulane.

Last FG - UCF 2nd-02:05, TLN 2nd-00:33.
Largest lead - UCF by 34 2nd-06:37, TLN None.
UCF led for 38:27. TLN led for 00:00. Game was tied for 01:32.

Score tied - 3 times.
Lead changed - 0 times.

Official Basketball Box Score -- Game Totals -- Final Statistics
UConn vs UCF
01/31/19 9:00 pm at Orlando, Fla. (CFE Arena)

UConn 67 • 12-9; 3-5

Box score table for UConn vs UCF game, showing player statistics like FG, 3-Ptr, Rebounds, PF, TP, A TO Blk Stl, Min.

FG % 1st Half: 8-24 33.3% 2nd half: 16-30 53.3% Game: 24-54 44.4%
3FG % 1st Half: 3-10 30.0% 2nd half: 6-12 50.0% Game: 9-22 40.9%
FT % 1st Half: 3-6 50.0% 2nd half: 7-7 100.0% Game: 10-13 76.9%

UCF 73 • 16-4; 6-2

Box score table for UCF vs UConn game, showing player statistics like FG, 3-Ptr, Rebounds, PF, TP, A TO Blk Stl, Min.

FG % 1st Half: 11-26 42.3% 2nd half: 11-19 57.9% Game: 22-45 48.9%
3FG % 1st Half: 1-5 20.0% 2nd half: 3-6 50.0% Game: 4-11 36.4%
FT % 1st Half: 11-16 68.8% 2nd half: 14-20 70.0% Game: 25-36 69.4%

Officials: Joe Lindsay, Anthony Jordan, Ted Valentine
Technical fouls: UConn-Christian Vital; TEAM, UCF-TEAM.
Attendance: 5016

Score by periods table with columns for 1st, 2nd, Total.

Points In Off 2nd Fast Bench table for UConn and UCF.

Last FG - UConn 2nd-00:20, UCF 2nd-01:46.
Largest lead - UConn None, UCF by 15 1st-07:25.
UCF led for 00:00. UCF led for 39:43. Game was tied for 00:17.

Score tied - 0 times.
Lead changed - 0 times.

