



# GAME 20 • UCF VS UCONN

Director, Strategic Communications: Daniel Forcella | Cell: (207) 650-6790 | Email: dforcella@athletics.ucf.edu

Assistant Director, Strategic Communications: Kelly Cartner | Cell: (248) 978-5201 | Email: kcartner@athletics.ucf.edu

## GAME INFORMATION

Date ..... Thursday, Jan. 31  
 Time ..... 9 p.m. ET  
 Site ..... Orlando, Fla.  
 Stadium ..... CFE Arena  
 Capacity ..... 10,000  
 TV ..... ESPNU  
 Play-by-Play ..... Drew Fellios  
 Analyst ..... Sean Harrington  
 Radio ..... FM96.9/AM740 The Game  
 Play-by-Play ..... Marc Daniels  
 Analyst ..... Taylor Young  
 Twitter ..... @UCF\_MBB  
 Hashtag ..... #ChargeOn

## SCHEDULE/RESULTS

<b>O29</b>	<b>Flagler&amp;</b>		<b>W, 86-69</b>
<b>N6</b>	<b>Rider</b>	<b>ESPN3</b>	<b>W, 84-70</b>
<b>N11</b>	<b>FAU</b>	<b>ESPN3</b>	<b>L, 80-79</b>
<b>N15</b>	vs. Cal State Fullerton#	<b>ESPN3</b>	<b>W, 68-52</b>
<b>N16</b>	vs. Saint Joseph's#	<b>ESPN2</b>	<b>W, 77-57</b>
<b>N18</b>	vs. Western Kentucky#	<b>ESPN2</b>	<b>W, 78-62</b>
<b>N24</b>	<b>Northern Kentucky</b>	<b>ESPN3</b>	<b>W, 66-53</b>
<b>N29</b>	<b>Alabama</b>	<b>ESPNU</b>	<b>W, 70-64</b>
<b>D2</b>	at Missouri	<b>ESPNU</b>	<b>L, 64-62 (ot)</b>
<b>D8</b>	<b>Grambling</b>	<b>ESPN3</b>	<b>W, 70-45</b>
<b>D11</b>	<b>Georgia Southern</b>	<b>ESPN3</b>	<b>W, 95-88</b>
<b>D16</b>	<b>Stetson</b>	<b>ESPN3</b>	<b>W, 90-65</b>
<b>D21</b>	<b>Illinois State</b>	<b>ESPN3</b>	<b>W, 77-56</b>
<b>J2</b>	<b>Temple*</b>	<b>ESPNNews</b>	<b>W, 78-73</b>
<b>J5</b>	at UConn*	<b>ESPNNews</b>	<b>W, 65-53</b>
<b>J13</b>	<b>ECU*</b>	<b>ESPNU</b>	<b>W, 76-65</b>
<b>J16</b>	at Wichita State*	<b>CBSSN</b>	<b>L, 75-67</b>
<b>J19</b>	<b>Tulsa*</b>	<b>ESPNU</b>	<b>W, 64-62</b>
<b>J23</b>	at Tulane*	<b>ESPN3</b>	<b>W, 75-50</b>
<b>J27</b>	at Memphis*	<b>CBSSN</b>	<b>L, 77-57</b>
<b>J31</b>	<b>UConn*</b>	<b>ESPNU</b>	<b>9 p.m.</b>
<b>F7</b>	<b>Houston*</b>	<b>CBSSN</b>	<b>7 p.m.</b>
<b>F10</b>	at SMU*	<b>ESPNNews</b>	<b>2 p.m.</b>
<b>F13</b>	<b>S. Florida*</b>	<b>ESPNNews</b>	<b>7 p.m.</b>
<b>F16</b>	<b>Memphis*</b>	<b>ESPN2/U</b>	<b>6 p.m.</b>
<b>F21</b>	at Cincinnati*	<b>ESPN/2</b>	<b>7 p.m.</b>
<b>F24</b>	<b>SMU*</b>	<b>CBSSN</b>	<b>12 p.m.</b>
<b>F27</b>	at S. Florida*	<b>ESPN3</b>	<b>7 p.m.</b>
<b>M2</b>	at Houston*	<b>ESPN/2/U</b>	<b>4 p.m.</b>
<b>M7</b>	<b>Cincinnati*</b>	<b>ESPN/2</b>	<b>7 p.m.</b>
<b>M9</b>	at Temple*	<b>ESPN2/News</b>	<b>4 p.m.</b>
<b>M14</b>	<b>AAC First Round%</b>	<b>TBD</b>	<b>TBD</b>
<b>M15</b>	<b>AAC Quarterfinals%</b>	<b>TBD</b>	<b>TBD</b>
<b>M16</b>	<b>AAC Semifinals%</b>	<b>TBD</b>	<b>TBD</b>
<b>M17</b>	<b>AAC Finals%</b>	<b>TBD</b>	<b>TBD</b>

\* American Athletic Conference contest  
 & Exhibition contest  
 # Myrtle Beach Invitational  
 % American Athletic Conference Tournament  
 All times Eastern



## UCF KNIGHTS (15-4, 5-2)

Head Coach: Johnny Dawkins (Duke, 1986)

Record at UCF: 58-29 (3rd Season)

Overall Record: 214-144 (11th Season)



## UCONN HUSKIES (12-8, 3-4)

Head Coach: Dan Hurley (Seton Hall, 1996)

Record at UConn: 12-8 (1st Season)

Overall Record: 171-116 (9th Season)

## UCFACTS

### SETTING THE SCENE

- The Knights return home looking to rebound from a tough road loss at Memphis on Sunday.
- UCF has lost two of its last four games, but has still won nine of its last 11 contests.
- At 15-4, it marks the program's best 19-game start since going 16-3 to open in 2003-04.
- The team's 5-2 start to league play matches its best beginning to AAC action, with a win on Sunday topping it and matching the 2013-14 season's 6-2 start to C-USA play.

### HOSTING THE HUSKIES

- The Knights have defeated UConn in their last two meetings with the Huskies - including in Hartford for the first time earlier this season - but UCF trails the all-time series, 11-3.
- The Huskies also hold a 4-1 advantage in games played in Orlando, with UCF's first home victory over UConn coming on Jan. 31, 2018.
- The Knights' first ever win over the Huskies was Nov. 25, 2011 when UCF defeated then defending national champion UConn 68-63 in the Battle 4 Atlants.

### HOLDING THE LEAD

- The veteran group has been solid in holding a lead in 2018-19.
- UCF is a perfect 15-0 when leading with two minutes remaining in the game.
- Conversely, the Knights are 0-4 when tied or trailing with two minutes left on the clock.

### OFFENSIVE EFFICIENCY

- Known for their defense the last few years under Johnny Dawkins, the Knights have been extremely efficient offensively in 2018-19.
- UCF leads The American in field goal percentage, shooting 46.7 percent from the floor.
- UCF has shot over 50 percent six times and under 40 percent just twice this season.
- In the win over Temple on Jan. 2, the Knights shot a season-high 60.4 percent from the field.

### DOMINATING DEFENSE

- It's the defense that has dominated under Dawkins though, holding opponents to a combined 38.10 percent from the floor the previous two seasons, which led the nation during that period.
- Only two teams in the nation were ranked in the top six in scoring defense in both 2016-17 and 2017-18, UCF and Virginia.
- The Knights led the nation in defensive field goal percentage in 2016-17, holding opponents to 36.5 percent, and in 2017-18 they ranked ranked third in the nation in scoring defense at 61.7.
- UCF ranks second in The American in field goal percentage defense (39.0) and third in scoring defense (63.7), having held seven opponents to less than 60 points.
- The Knights are 9-0 when allowing 63 points or less and 7-0 when holding opponents to less than 36 percent shooting from the field.

## A UCF WIN WOULD

- Be better than a loss
- Give the Knights 10 wins in their last 12 games
- Be UCF's third straight win over UConn and fourth all-time against the Huskies
- Improve the Knights to 6-2 in AAC play, their best ever start to AAC action
- Bring UCF to 11-1 at home and be its 10th straight victory at CFE Arena

## RECORD BREAKDOWN

Overall .....	15-4
The American .....	5-2
Non-Conference .....	10-2
Home .....	10-1
Away .....	2-3
Neutral .....	3-0

Twitter: @UCF\_MBB | Instagram: UCF.MBB | Facebook: /UCFMensBasketball



### BY THE NUMBERS

KNIGHTS		HUSKIES
73.6	POINTS	78.8
63.7	DEFENSE	71.3
+9.8	MARGIN	+7.5
46.7	FG%	46.3
39.0	FG% DEFENSE	43.5
6.8	THREES	8.1
34.4	3FG%	35.8
32.1	3FG% DEFENSE	30.1
62.6	FT%	69.3
+1.9	REB MARGIN	+2.5
13.4	ASSISTS	13.2
11.5	TOs	13.5
1.2	AST-TO	1.0
6.4	STEALS	6.9
4.8	BLOCKS	4.9

### SERIES INFORMATION

Overall:..... UConn, 11-3  
 in Connecticut:..... UConn, 6-1  
 in Orlando:..... UConn, 4-1  
 at Neutral location:..... Tied, 1-1  
 Streak:..... UCF won 2  
 Last meeting:..... UCF 65, UConn 53  
 .....Jan. 5, 2019  
 Last UConn win:..... UConn 62, UCF 53  
 .....Jan. 10, 2018

UConn has held a staggering advantage over UCF in the all-time series between the two teams, winning 11 of the 14 games since 2005.

The first ever meeting was in the 2005 NCAA Tournament, as the second-seeded Huskies defeated then 15-seeded UCF out of the Atlantic Sun by a score of 77-71 in Worcester.

Three seasons later the two teams met in Orlando for the first time, as UConn won 85-82, before UCF made a return trip to Connecticut in 2009 and lost 60-51.

The Knights earned their first win over UConn in 2011 at the Battle 4 Atlantis, winning 68-63 over the then No. 4 and defending National Champion Huskies.

UConn won the next eight meetings as the two teams joined the American Athletic Conference, before UCF earned its first home victory over the Huskies, winning 70-61 in late January of last season.

When the two teams met on Jan. 5 of this year in Hartford, the Knights were victorious 65-53 behind a 23-point outing from Aubrey Dawkins.

### KNIGHT NOTES

#### AWESOME AUBREY

- Aubrey Dawkins has already been named the MVP of the Myrtle Beach Invitational and the American Athletic Conference Player of the Week twice this season.
- He is currently second on the team and ninth in The American with 15.4 points per game.
- Dawkins is also second on the team and 20th in the league with 5.4 rebounds per game.
- His 82.8 percent mark from the free throw line leads the Knights and ranks sixth in the AAC.
- Dawkins scored in double figures in his first 18 games as a Knight, the first player to do so in UCF's Division I era.
- Dawkins scored just two points in the loss at Memphis.

#### BIG SHOT BARRY

- BJ Taylor has led UCF in scoring each of his three seasons on the court, and now his 16.7 points per game leads the Knights and ranks eighth in The American in 2018-19.
- The Orlando native was named the Preseason Player of the Year and Preseason First Team All-Conference in The American.
- With a knack of getting to the line, Taylor ranks fifth all-time at UCF with 381 free throws and is 22nd in the nation this season with 112 free throws made.
- He also ranks ninth all-time with 271 assists and is just two three-pointers away from cracking UCF's Top 10 in that category as well.

#### TAYLOR ALREADY IN THE CLUB

- Taylor became the 19th player in UCF history to join the 1,000-Point Club when he achieved the feat Feb. 21, 2018 at Tulsa.
- Taylor scored 1,000 points in just 66 games, believed to be the third fastest in UCF's Division I history behind Ken Leeks (1988-92) and Darryl Davis (1991-95).
- He now has 1,399 in his career, passing former teammate Matt Williams, Marcus Jordan and most recently D'Quarius Stewart for ninth place in program history.
- Taylor is one of just four players in UCF history to rank in the top 10 in program history in both points in assists.

#### TACKO TIME

- Tacko Fall leads The American and ranks seventh in the nation with 2.84 blocks per game.
- He also leads the league with a 74.8 field goal percentage and would lead the nation if he made enough field goals per game to qualify.
- Accumulating 249 blocks in his career, Fall has taken over the all-time lead in career blocks at UCF, passing Keith Clanton (227).
- The 7-foot-6 center was named to the Myrtle Beach Invitational's All-Tournament Team and was on the Kareem Abdul-Jabbar Award Preseason Watch List for the nation's best center.
- The Knights are 11-0 this season when Fall scores in double figures.

#### FALL FACTS

- Among the 40 tallest living human beings in the world.
- At 7-foot-6, he is the tallest player in NCAA Division I basketball and taller than any NBA player.
- Hand Length: 10.5 inches | Wingspan: 8 feet, 4 inches | Shoe Size: 22

#### BATTLING ON THE BOARDS

- The Knights hold a slight +1.9 advantage in rebounds over their opponents, and when they're doing it well it leads to wins.
- UCF is 12-0 on the season when outrebounding its opponent, and 13-0 when matching or bettering its opponent's rebound total.
- The Knights rank fourth in the league with 37.6 rebounds per game, but are just eighth in rebounding defense, allowing 35.6 per contest.

#### TERRELL TERRIFIC

- Terrell Allen has had a stellar 2018-19 campaign, averaging 7.6 points and ranking sixth in The American with 4.3 assists per game.
- Allen also ranks third in the league and 14th in the nation with a 3.28 assist-to-turnover ratio.
- He has had at least four assists in all but five games this season.
- Allen is shooting lights out beyond the arc, converting 19 of his 37 attempts on the year.
- The point guard had a career day in the win over Saint Joseph's in the semifinal of the Myrtle Beach Invitational, scoring a career-high 22 points on a career-best four three-pointers.

#### BEATEN BY BUZZER

- The Knights are 15-4 on the season, but two of their three losses came from buzzer-beaters.
- The Black and Gold's first loss was to FAU as an Owl airball led to a buzzer-beating putback with no time on the clock.
- The team's second non-conference defeat was on the road at Missouri, which needed a three-pointer with no time left on the clock to send the game into overtime.



## QUICK FACTS

### UCF INFORMATION

Location	Orlando, Fla.
Founded	1963
Enrollment	67,000+
Nickname	Knights
Colors	Black and Gold
Conference	American Athletic
President	Dr. Dale Whittaker
Director of Athletics	Dr. Daniel J. White
Athletics Phone	(407) 823-2261
Ticket Office Phone	(407) 823-1000

### CFE ARENA

Capacity	10,000
Year Opened	2007
Press Row Phone	(407) 823-2477

### BASKETBALL HISTORY

First Year of Basketball	1969-70
First Year in Division I	1984-85
First Year in AAC	2013-14
All-Time Record	754-617/807-617*
NCAA Tournaments/Last	Four/2005

\*2008-09 (17-14), 2009-10 (15-17), 2010-11 (21-12)  
victories were vacated due to NCAA sanctions

### TEAM INFORMATION

2017-18 Record	19-13
Conference Record/Finish	9-9/6th
Home Record	12-4
Road Record	5-7
Neutral Record	2-2
Conference Tournament	Quarterfinals
Postseason	--
Starters Returning/Lost	4/1
Letterwinners Returning/Lost	9/2
Newcomers	6

### STRATEGIC COMMUNICATIONS

Director (MBB, Primary)	Daniel Forcella
Office Phone	(407) 823-2142
Cell Phone	(207) 650-6790
Email	dforcella@athletics.ucf.edu
Assistant Director (MBB, Secondary)	Kelly Cartner
Office Phone	(407) 823-6489
Email	kcartner@athletics.ucf.edu
Mailing Address	Spectrum Stadium 4465 Knights Victory Way Orlando, FL 32816
Website	www.UCFKnights.com
Twitter	@UCF_MBB
Instagram	UCF.MBB
Facebook	/UCFMensBasketball

## KNIGHT NOTES

### FASTEST TO FIFTY

- With the win over Grambling State, Johnny Dawkins eclipsed 50 victories as the head coach at the University of Central Florida.
- He is the fastest head coach to 50 wins in UCF's Division I era.
- Dawkins has won 214 games in his career overall.

### LIVING IN THE 90S

- UCF scored 90 or more points in back-to-back wins over Georgia Southern and Stetson, putting up 95 against Georgia Southern and 90 in the victory over Stetson.
- It marked the first time the Knights had put up 90 points in back-to-back games since the 2013-14 season.
- The 95 points against Georgia Southern were the most ever for a Johnny Dawkins coached UCF team and the most by any Knights team since putting up 101 against Bethune-Cookman on Dec. 22, 2015.

### DAWKINS DOUBLE

- This season there is double the Dawkins for UCF, as Coach Dawkins' son Aubrey is healthy and available to play for the 2018-19 campaign.
- A transfer from Michigan, where he started 22 games over two years, averaging 6.7 points per game, Dawkins sat out 2016-17 and then missed all of 2017-18 due to injury.
- Dawkins has been named among the best players in the American Athletic Conference heading into this season and one of the best transfer players in the nation.

### SEASON NUMBER THREE

- The UCF men's basketball team is in year three under head coach Johnny Dawkins.
- The Knights went 43-25 in their first two seasons with Dawkins, the most wins in consecutive seasons for the program since winning back-to-back ASUN Championships in 2003-04 and 2004-05.
- Before Dawkins got to UCF, the Knights endured three straight losing seasons.

### TALKIN' DAWKINS

- After the win on opening night, Johnny Dawkins now has over 200 wins in his career, having spent eight seasons at the helm of the Stanford Cardinal before arriving in Orlando.
- The former Naismith Player of the Year at Duke also coached under his former Coach, Mike Krzyzewski, from 1998 to 2008.
- After his first season at UCF, Dawkins was named a finalist for both the Ben Jobe and Jim Phelan National Coach of the Year awards.

### BEATING BAMA

- Last year's win over Alabama was the Knights' first ever true road victory over a ranked opponent and just the fifth ever win over a ranked team in program history.
- On Nov. 29, UCF won the back half of the home-and-home series against the Crimson Tide, earning a 70-64 victory in Orlando.
- It was Terrell Allen leading the way for UCF in the win back on Dec. 3, 2017, scoring 16 points and dishing out six assists in the victory.
- This year it was Taylor, scoring 24 points to lead the way.

## RECORD BY LINEUP

GUARD	GUARD	GUARD	FORWARD	CENTER	RECORD
Terrell Allen	B.J. Taylor	Aubrey Dawkins	Collin Smith	Tacko Fall	14-4
Terrell Allen	B.J. Taylor	Aubrey Dawkins	Chad Brown	Tacko Fall	1-0





LAST TIME VS. UCONN

UCF 65 • UCONN 53
JANUARY 5 • HARTFORD, CONN.

Official Basketball Box Score -- Game Totals -- Final Statistics
UCF vs UConn
01/05/19 12:00 pm at Storrs, Conn.

UCF 65 • 12-2

Table with 11 columns: Player, FG-FGA, 3-Ptr, FT-FTA, Rebounds (Off, Def, Tot), PF, TP, A, TO, Blk, Stl, Min. Lists stats for 21 players and team totals.

Summary statistics table for UCF: FG % 1st Half, 2nd half, Game; 3FG % 1st Half, 2nd half, Game; FT % 1st Half, 2nd half, Game; Deadball Rebounds.

UConn 53 • 9-6

Table with 11 columns: Player, FG-FGA, 3-Ptr, FT-FTA, Rebounds (Off, Def, Tot), PF, TP, A, TO, Blk, Stl, Min. Lists stats for 15 players and team totals.

Summary statistics table for UConn: FG % 1st Half, 2nd half, Game; 3FG % 1st Half, 2nd half, Game; FT % 1st Half, 2nd half, Game; Deadball Rebounds.

Officials: Peter Juzenas, Byron Jarrett, Terry Wymer
Technical fouls: UCF-None. UConn-None.
Attendance: 10541

Score by periods table with columns: Period, UCF, UConn. Shows scores for 1st, 2nd, and Total periods.

Points in paint, Turnovers, 2nd Chance, Fast Break, Bench points table.

Last FG - UCF 2nd-05:11, UCONN 2nd-00:45.
Largest lead - UCF by 14 2nd-02:40, UCONN by 7 1st-16:17.
UCF led for 30:46. UCONN led for 06:22. Game was tied for 02:38.

Score tied - 4 times.
Lead changed - 7 times.



GAME RECAP

HARTFORD (UCFKnights.com) -- The UCF men's basketball team continues to achieve program firsts under the leadership of Johnny Dawkins. On Saturday the Knights earned their first ever win on the road at UConn, topping the Huskies 65-53 for their sixth straight victory.

"I was really, really proud," UCF head coach Johnny Dawkins said of his team's defense in the win. "It was one of our best defensive efforts this year. Our guys had to really be locked in and I think they were for the whole 40 minutes."

After falling behind 7-0 to start, the Knights (12-2, 2-0) fought back and locked down UConn, holding the Huskies (9-6, 0-2) to just 53 points and 32.2 percent shooting from the field. It marked UCF's sixth time this season holding its opponent to less than 60 points.

The Knights led 33-30 at the break and increased their lead to as many as eight points, before the Huskies fought back to tie the game at 40-40 with 14:45 to play in the game.

With the crowd into it at the XL Center, the Knights didn't give in. On the next possession Collin Smith converted a conventional three-point play and UCF never looked back. Over the final 14:45, the Black and Gold held UConn to just 13 points and just four field goals.

UCF's offensive efficiency has been stellar as of late and that didn't change on Saturday, as the Knights topped their season-best 60.4 percent from the floor against Temple with a new mark of 61.1 percent in the win over UConn.

Junior guard Aubrey Dawkins led all players with a season-high 23 points. He was a blistering 9-of-13 from the floor and went 2-of-4 from beyond the arc.

"He was aggressive," Coach Dawkins said of Aubrey. "I like the fact that he was aggressive. He knows the shots that he likes. We're just trying to put him in position to get those kind of looks and his teammates believe in him."

BJ Taylor added 12 points, while Dayon Griffin scored a season-high nine points in the victory. Griffin was 3-of-3 from the floor and 1-of-1 from beyond the arc.

"As a senior he really stepped up in a hostile environment and played one of his best games," Dawkins said of Griffin. "We're going to need that. We're going to need guys to come in and step up like that. He did that tonight."

UCF was able to fight past UConn's advantage on the boards. The Huskies outboarded the Knights 37-23 and had an almost impossible 17-0 advantage in offensive rebounds. Thankfully, the Huskies only turned those 17 rebounds into six second chance points.

The Knights took advantage of getting to the line. UCF totaled 29 free throw attempts, making 10 for a pretty nice mark of 69.0 percent for the game.



## NUMERICAL ROSTER

No.	Name	Pos.	Ht.	Wt.	Pos.	Hometown/High School/Last College
0	Yuat Alok*	C	6-11	225	Jr.	Auckland, New Zealand/Impact Academy [Fla.]/Chipola CC/TCU
1	BJ Taylor	G	6-2	195	r-Sr.	Orlando, Fla. (Boone)
2	Terrell Allen	G	6-3	185	r-Jr.	Upper Marlboro, Md. (DeMatha Catholic/Drexel)
3	Dre Fuller Jr.	G	6-5	210	Fr.	Fayetteville, N.C. (Admiral Farragut [Fla.])
4	Cesar DeJesus	G	6-2	190	r-So.	West New York, N.J. (Mt. Zion Prep [Md.])
5	Myles Douglas	F	6-8	215	So.	Edgewood, Md. (Aberdeen)
10	Dayon Griffin	G	6-4	210	r-Sr.	St. Petersburg, Fla. (St. Petersburg/Louisiana Tech)
12	Xavier Grant	G	6-3	180	Fr.	Fort Lauderdale, Fla. (American Heritage)
13	Levy Renaud	G	6-2	180	Fr.	Fort Lauderdale, Fla. (NSU University School)
14	Ibrahim Famouke Doumbia*	F	6-7	205	So.	Bamako, Mali (Miami Country Day/South Carolina)
15	Aubrey Dawkins	G	6-6	205	r-Jr.	Durham, N.C. (New Hampton Prep [N.H.]/Michigan)
20	Frank Bertz	G	6-5	180	Jr.	Hesperia, Calif. (Sultana/East Los Angeles College)
21	Chad Brown	F	6-9	245	Sr.	Deltona, Fla. (Deltona)
22	Chance McSpadden	G	6-4	185	r-Jr.	Winter Haven, Fla. (Winter Haven)
24	Tacko Fall	C	7-6	310	Sr.	Dakar, Senegal (Liberty Christian Prep [Fla.])
25	Ryan Anders	F	6-6	220	Fr.	Tampa, Fla. (Wharton)
31	Anthony Catotti	G	6-4	200	r-Sr.	Oviedo, Fla. (Seminole)
35	Collin Smith	F	6-11	240	r-So.	Jacksonville, Fla. (Bolles School/George Washington)

\*ineligible for 2018-19 due to NCAA transfer rules

**Head Coach:** Johnny Dawkins (Duke, 1986), Third Year

**Assistant Coach:** Kevin Norris (Miami, 1998), Third Year

**Assistant Coach:** Vince Taylor (Duke, 1982), Second Year

**Assistant Coach:** Robbie Laing (Troy, 1982), Third Year

**Director of Operations:** Jimmy Drew (DePaul, 2011), Third Year

**Director of Player Development:** Kelvin Johnson (Richmond, 1985), Second Year

**Video Coordinator:** Jaycob Ammerman (Flagler, 2013), Third Year

**Director of Sports Performance:** Alex Parr (Maryland, 2006), Third Year

**Athletic Trainer:** Jarrett Schweim (Florida, 2006), Fifth Year

**Equipment Manager:** John Whitford (Manchester, 1995), 16th Year

## ALPHABETICAL

No.	Name	Yr.
2	Terrell Allen	r-Jr.
0	Yuat Alok	Jr.
25	Ryan Anders	Fr.
20	Frank Bertz	Jr.
21	Chad Brown	Sr.
31	Anthony Catotti	r-Sr.
15	Aubrey Dawkins	r-Jr.
4	Cesar DeJesus	r-So.
5	Myles Douglas	So.
14	Ibrahim Famouke Doumbia	So.
24	Tacko Fall	Sr.
3	Dre Fuller Jr.	Fr.
12	Xavier Grant	Fr.
10	Dayon Griffin	r-Sr.
22	Chance McSpadden	r-Jr.
13	Levy Renaud	Fr.
35	Collin Smith	r-So.
1	B.J. Taylor	r-Sr.

## PRONUNCIATIONS

tuh - RELL, Allen  
 YOO - at, A - lock  
 Anthony, kuh - tah - dee  
 SEE - zurr, duh - HAY - zeus  
 TACO, Fall  
 EE - bruh - heem, fuh - MOO - kay, DOOM - bee - uh  
 DAY - on, Griffin  
 LEV - ee, ray - NO

## BY LOCATION

California		
20	Frank Bertz	Jr.
Florida		
25	Ryan Anders	Fr.
21	Chad Brown	Sr.
30	Anthony Catotti	r-Sr.
12	Xavier Grant	Fr.
10	Dayon Griffin	r-Sr.
22	Chance McSpadden	r-Jr.
13	Levy Renaud	Fr.
35	Collin Smith	r-So.
1	B.J. Taylor	r-Sr.
International		
0	Yuat Alok	Jr.
14	Ibrahim Famouke Doumbia	So.
24	Tacko Fall	Sr.
Maryland		
2	Terrell Allen	r-Jr.
5	Myles Douglas	So.
New Jersey		
4	Cesar DeJesus	r-So.
North Carolina		
15	Aubrey Dawkins	r-Jr.
3	Dre Fuller Jr.	Fr.

## BY CLASS


Freshman (4)		
25	Ryan Anders	Fr.
3	Dre Fuller Jr.	Fr.
12	Xavier Grant	Fr.
13	Levy Renaud	Fr.
Sophomores (4)		
4	Cesar DeJesus	r-So.
5	Myles Douglas	So.
14	Ibrahim Famouke Doumbia	So.
35	Collin Smith	r-So.
Juniors (5)		
2	Terrell Allen	r-Jr.
0	Yuat Alok	Jr.
15	Aubrey Dawkins	r-Jr.
22	Chance McSpadden	r-Jr.
20	Frank Bertz	Jr.
Seniors (5)		
21	Chad Brown	Sr.
30	Anthony Catotti	r-Sr.
24	Tacko Fall	Sr.
10	Dayon Griffin	r-Sr.
1	B.J. Taylor	r-Sr.



**B.J. TAYLOR**  
 #1 • G • r-Sr. • 6-2  
 Orlando, Fla.



**TERRELL ALLEN**  
 #2 • G • r-Jr. • 6-3  
 Upper Marlboro, Md.



**DRE FULLER JR.**  
 #3 • G • Fr. • 6-5  
 Fayetteville, N.C.



**CEASAR DEJESUS**  
 #4 • G • r-So. • 6-2  
 West New York, N.J.



**MYLES DOUGLAS**  
 #5 • F • So. • 6-8  
 Edgewood, Md.



**DAYON GRIFFIN**  
 #10 • G • r-Sr. • 6-4  
 St. Petersburg, Fla.




**AUBREY DAWKINS**  
 #15 • G • r-Jr. • 6-6  
 Durham, N.C.



**FRANK BERTZ**  
 #20 • G • Jr. • 6-5  
 Hesperia, Calif.




**CHAD BROWN**  
 #21 • F • Sr. • 6-9  
 Deltona, Fla.



**CHANCE MCSPADDEN**  
 #22 • G • r-Jr. • 6-4  
 Winter Haven, Fla.



**TACKO FALL**  
 #24 • C • Sr. • 7-6  
 Dakar, Senegal



**COLLIN SMITH**  
 #35 • F • r-So. • 6-11  
 Jacksonville, Fla.



**JOHNNY DAWKINS**  
 Head Coach  
 Third Season



## THE AMERICAN

### STANDINGS

School	AAC	Overall	Streak
Houston	7-1	20-1	W5
Cincinnati	7-1	18-3	W6
<b>UCF</b>	<b>5-2</b>	<b>15-4</b>	<b>L1</b>
Temple	5-2	15-5	L1
Memphis	5-2	13-7	W1
SMU	4-3	12-7	W1
USF	4-4	14-6	W2
UConn	3-4	12-8	W2
Tulsa	2-6	12-9	L3
ECU	1-6	8-11	L5
Wichita State	1-6	8-11	L3
Tulane	0-7	4-15	L9

\*through games played 1/27/19

### STATISTICAL LEADERS

Scoring	Team	PPG
1. Jayden Gardner	ECU	18.9
2. Markis McDuffie	Wichita	18.6
3. Shizz Alston Jr.	Temple	18.5
4. Jarron Cumberland	Cincinnati	18.4
5. Jahmal McMurray	SMU	18.3
6. Jalen Adams	UConn	18.2
7. Quinton Rose	Temple	17.1
<b>8. BJ Taylor</b>	<b>UCF</b>	<b>16.7</b>
<b>9. Aubrey Dawkins</b>	<b>UCF</b>	<b>15.4</b>
10. Caleb Daniels	Tulane	15.2

Rebounding	Team	RPG
1. Alexis Yetna	USF	10.1
2. Jayden Gardner	ECU	9.4
3. Samir Sehic	Tulane	7.9
4. Ernest Aflakpui	Temple	7.4
Kyvon Davenport	Memphis	7.4
<b>6. Tacko Fall</b>	<b>UCF</b>	<b>7.1</b>

Field Goal Percentage	Team	Per.
<b>1. Tacko Fall</b>	<b>UCF</b>	<b>74.8</b>
2. Josh Carlton	UConn	64.2
3. Martins Igbanu	Tulsa	57.0
4. Alexis Yetna	USF	56.3
5. Seth Leday	ECU	55.6

Assists	Team	APG
1. Laquincy Rideau	USF	5.8
2. Galen Robinson Jr.	Houston	5.4
2. Shizz Alston Jr.	Temple	5.2
4. Sterling Taplin	Tulsa	4.5
5. Jimmy Whitt Jr.	SMU	4.4
<b>6. Terrell Allen</b>	<b>UCF</b>	<b>4.3</b>

Blocked Shots	Team	BPG
<b>1. Tacko Fall</b>	<b>UCF</b>	<b>2.8</b>
2. Nysier Brooks	Cincinnati	1.6
3. Josh Carlton	UConn	1.5
4. Brison Gresham	Houston	1.5
5. Jaime Echenique	Wichita	1.3

Assist-to-Turnover	Team	Ratio
1. Justin Jenifer	Cincinnati	5.2
2. Jimmy Whitt Jr.	SMU	3.8
<b>3. Terrell Allen</b>	<b>UCF</b>	<b>3.3</b>
4. Galen Robinson	Houston	3.0
5. Shizz Alston Jr.	Temple	2.1

through games played 1/27/19

## PRESEASON HONORS

### FIRST TEAM

Jalen Adams	Sr.	Guard	UConn
Jarron Cumberland	Jr.	Guard	Cincinnati
Jeremiah Martin	Sr.	Guard	Memphis
Quinton Rose	Jr.	Guard	Temple
B.J. Taylor	r-Sr.	Guard	UCF

### SECOND TEAM

Corey Davis Jr.	Sr.	Guard	Houston
Tacko Fall	Sr.	Center	UCF
Jarrey Foster	Sr.	Guard	SMU
Markis McDuffie	Sr.	Forward	Wichita State
Jahmal McMurray	Sr.	Guard	SMU
Sterling Taplin	Sr.	Guard	Tulsa

### PLAYER OF THE YEAR

B.J. Taylor	r-Sr.	Guard	UCF
-------------	-------	-------	-----

### FRESHMAN OF THE YEAR

Nate Hinton	Fr.	Guard	Houston
-------------	-----	-------	---------

### Rank Team (First Place Votes) Points

1. UCF (6)	114
2. Cincinnati (3)	107
3. Houston (2)	103
4. Memphis (1)	85
5. UConn	75
6. Temple	74
7. SMU	63
8. Wichita State	60
9. Tulsa	48
10. Tulane	23
11. ECU	22
12. S. Florida	18

## WEEKLY HONORS

### Player of the Week

Nov. 12 - Shizz Alston Jr.	Senior	Guard	Temple
Nov. 12 - Markis McDuffie	Senior	Forward	Wichita State
<b>Nov. 19 - Aubrey Dawkins</b>	<b>Junior</b>	<b>Guard</b>	<b>UCF</b>
Nov. 26 - Jarron Cumberland	Junior	Guard	Cincinnati
Dec. 3 - Armoni Brooks	Junior	Guard	Houston
Dec. 10 - DaQuan Jeffries	Senior	Guard	Tulsa
Dec. 17 - Shizz Alston Jr.	Junior	Guard	Temple
Dec. 17 - Galen Robinson Jr.	Junior	Guard	Houston
Dec. 24 - Jarron Cumberland	Junior	Guard	Cincinnati
<b>Jan. 7 - Aubrey Dawkins</b>	<b>Junior</b>	<b>Guard</b>	<b>UCF</b>
Jan. 14 - Nate Pierre-Louis	Sophomore	Guard	Temple
Jan. 21 - Jarron Cumberland	Junior	Guard	Cincinnati
Jan. 28 - Jarron Cumberland	Junior	Guard	Cincinnati

### Rookie of the Week

Nov. 12 - Jayden Gardner	Freshman	Forward	ECU
Nov. 19 - Tyler Harris	Freshman	Guard	Memphis
Nov. 26 - Cedrick Alley Jr.	Freshman	Forward	Houston
Dec. 3 - Jayden Gardner	Freshman	Forward	ECU
Dec. 10 - Tyler Harris	Freshman	Guard	Memphis
Dec. 17 - Alexis Yetna	Freshman	Forward	South Florida
Dec. 24 - Alexis Yetna	Freshman	Forward	South Florida
Jan. 7 - Nate Hinton	Freshman	Forward	Houston
Jan. 14 - Jayden Gardner	Freshman	Forward	ECU
Jan. 14 - Alexis Yetna	Freshman	Forward	South Florida
Jan. 21 - Jayden Gardner	Freshman	Forward	ECU
Jan. 28 - Alexis Yetna	Freshman	Forward	South Florida

### UCF on the Honor Roll

B.J. Taylor	Senior	Guard	Nov. 12
B.J. Taylor	Senior	Guard	Dec. 3
B.J. Taylor	Senior	Guard	Dec. 10





TRENDS

Table with 2 columns: Trend Category and Record. Includes categories like 'Win the tip', 'Home games', 'Opponent Scores', etc.

THE LAST TIME

Table with 3 columns: Category, UCF, Opponent. Lists various performance metrics and game results.

Table with 2 columns: Category, UCF Player. Lists player names and their performance in specific categories.



**RECORDS WATCH**

**Career Field Goal Percentage**

(min. 200 attempts)

1. <b>Tacko Fall (2015-present)</b>	<b>.738 (423-573)</b>
2. Willie Edison (1980-82)	.617 (246-399)
3. Tyrone Sparrow (1975-77)	.598 (158-264)
4. Jerry Prather (1974-78)	.584 (757-1,297)
5. Staphon Blair (2012-16)	.583 (215-369)

**Career Rebound Average**

1. Ed Fluitt (1971-73)	12.0
2. Ed Smith (1972-74)	9.9
3. Ruben Cotton (1979-81)	9.6
4. Ken Leeks (1988-92)	8.8
5. Jerry Prather (1974-78)	8.2
6. Keith Clanton (2009-13)	7.8
7. Lee Riley (1974-77)	7.7
8. <b>Tacko Fall (2015-present)</b>	<b>7.6</b>
9. Dan Faison (1983-85)	7.5
Don Mathis (1970-72)	7.5

**Career Blocks**

1. <b>Tacko Fall (2015-present)</b>	<b>249</b>
2. Keith Clanton (2009-13)	227
3. Ken Leeks (1988-92)	141
4. Paul Reed (2001-02)	127
5. Issac McKinnon (1979-83)	106
6. Staphon Blair (2012-16)	99
7. John Friday (1984-85, 86-87)	94
8. Josh Bodden (2000-04)	88
9. Anthony Williams (2004-06)	86
10. <b>Chad Brown (2015-present)</b>	<b>85</b>

**Career Rebounds**

1. Keith Clanton (2009-13)	1,000
2. Ken Leeks (1988-92)	942
3. Jerry Prather (1974-78)	849
4. <b>Tacko Fall (2015-present)</b>	<b>771</b>
5. Isaiah Sykes (2010-14)	764
6. Willy Belotte (1972-76)	698
7. Paul Reed (1999-02)	685
8. A.J. Davis (2015-18)	633
9. Dan Faison (1982-85)	626
10. Mario Lovett (1996-01)	608

**Career Free Throws**

1. Bo Clark (1975-77, 78-80)	456
2. Ken Leeks (1988-92)	413
3. Mike Clark (1969-73)	410
4. Keith Clanton (2009-13)	399
5. <b>BJ Taylor (2014-present)</b>	<b>381</b>
6. Marcus Jordan (2009-12)	350
7. Isaiah Sykes (2010-14)	335
8. A.J. Davis (2015-18)	319
9. Jermaine Taylor (2005-09)	308
10. Paul Reed (1999-02)	279

**Career Points**

1. Bo Clark (1975-77, 78-80)	2,866
2. Mike Clark (1969-73)	2,085
3. Jermaine Taylor (2005-09)	1,979
4. Jerry Prather (1974-78)	1,778
5. Ken Leeks (1988-92)	1,763
6. Keith Clanton (2009-13)	1,718
7. Isaiah Sykes (2010-14)	1,545
8. Darryl Davis (1991-95)	1,540
9. <b>BJ Taylor (2014-present)</b>	<b>1,409</b>
10. D'Quarius Stewart (1996-00)	1,387
<b>Tacko Fall (2015-present)</b>	<b>979</b>

**Career 3-Point Field Goals**

1. Matt Williams (2012-17)	274
2. Jermaine Taylor (2005-09)	251
3. Jason Thornton (1998-02)	220
4. Mike O'Donnell (2005-08)	195
5. Isaac Sosa (2008-11)	190
6. Josh Peppers (2003-07)	180
7. D'Quarius Stewart (1996-00)	175
Harry Kennedy (1995-97)	175
9. Ray Abellard (2001-03)	168
10. Brad Traina (1995-99)	156
<b>BJ Taylor (2014-present)</b>	<b>154</b>

**Career Assists**

1. Sinua Phillips (1990-94)	531
2. Cory Perry (1996-00)	512
3. Al Miller (1999-03)	397
4. Mike Clark (1969-73)	361
5. Isaiah Sykes (2010-14)	336
6. Mike O'Donnell (2005-08)	319
7. Bo Clark (1975-77, 78-80)	302
Darryl Davis (1991-95)	302
9. <b>BJ Taylor (2014-present)</b>	<b>271</b>
10. Daiquan Walker (2012-16)	268

**Single-Season Field Goal Percentage**

(min. 100 attempts)

1. <b>Tacko Fall (2017-18)</b>	<b>.767 (79-103)</b>
2. <b>Tacko Fall (2015-16)</b>	<b>.750 (96-128)</b>
3. <b>Tacko Fall (2016-17)</b>	<b>.715 (168-235)</b>
4. Davin Granberry (1997-98)	.672 (88-131)
5. Willie Edison (1981-82)	.668 (195-292)

**Single-Season Free Throws**

1. Marcus Jordan (2010-11)	165
2. Mike Clark (1970-71)	158
3. Bo Clark (1976-77)	144
4. Jermaine Taylor (2008-09)	138
5. Mike Clark (1971-72)	134
6. Ray Abellard (2002-03)	130
7. Bo Clark (1979-80)	129
8. <b>BJ Taylor (2016-17)</b>	<b>126</b>
Cleveland Jackson (1978-79)	126
10. Willie Edison (1981-82)	124

**Single-Season Free Throw Attempts**

1. Mike Clark (1970-71)	225
2. Marcus Jordan (2010-11)	213
3. Isaiah Sykes (2013-14)	198
4. Isaiah Sykes (2012-13)	188
5. Ken Leeks (1991-92)	186
6. Mike Clark (1971-72)	185
7. Keith Clanton (2012-13)	177
8. Keith Clanton (2010-11)	176
9. <b>BJ Taylor (2016-17)</b>	<b>175</b>
10. Bo Clark (1976-77)	172

**Single-Season Rebounds**

1. Ed Fluitt (1971-72)	364
2. <b>Tacko Fall (2016-17)</b>	<b>343</b>
3. Ruben Cotton (1979-80)	320
4. Dean Rossin (1980-81)	299
5. Ken Leeks (1990-91)	268

**Single-Season Rebound Average**

1. Ed Fluitt (1971-72)	14.0
2. Ruben Cotton (1979-80)	11.0
3. Dean Rossin (1980-81)	10.7
4. Ken Leeks (1990-91)	9.9
Wil Nix (1978-79)	9.9
6. <b>Tacko Fall (2016-17)</b>	<b>9.5</b>
7. Ed Smith (1973-74)	9.3
8. Ken Leeks (1989-90)	9.0
9. Paul Reed (2001-02)	8.9
Willy Belotte (1973-74)	8.9

**Single-Season Blocks**

1. <b>Tacko Fall (2016-17)</b>	<b>94</b>
2. John Friday (1986-87)	74
3. <b>Tacko Fall (2015-16)</b>	<b>70</b>
4. Keith Clanton (2012-13)	63
5. Keith Clanton (2010-11)	60

**Single-Game Field Goal Percentage**

(min. 10 attempts)

1. <b>Tacko Fall</b>	<b>1.000 (10-10)</b>
	<b>vs. Villanova (11/20/16)</b>
Eddie Rhodes	1.000 (10-10)
	<b>vs. Florida International (12/4/80)</b>
Jerry Prather	1.000 (10-10)
	<b>vs. Dickinson (1/10/76)</b>
4. Keith Clanton	.933 (14-15)
	<b>vs. Bethune-Cookman (12/12/12)</b>
5. <b>Tacko Fall</b>	<b>.917 (11-12)</b>
	<b>vs. Miami-Ohio (12/18/16)</b>
6. <b>Tacko Fall</b>	<b>.917 (11-12)</b>
	<b>at Stetson (12/2/15)</b>
7. <b>Tacko Fall</b>	<b>.909 (10-11)</b>
	<b>vs. Bethune-Cookman (12/21/16)</b>
Pat Crocklin	.909 (10-11)
	<b>vs. Mercer (2/22/86)</b>
9. A.J. Davis	.900 (9-10)
	<b>at Memphis (2/11/18)</b>
Keith Clanton	.900 (9-10)
	<b>vs. Alabama State (11/13/12)</b>
Josh Peppers	.900 (9-10)
	<b>at East Carolina (2/7/07)</b>
Anthony Williams	.900 (9-10)
	<b>vs. Campbell (12/16/04)</b>
Ken Leeks	.900 (9-10)
	<b>vs. UW-Milwaukee (12/15/90)</b>

**Single-Game Free Throws**

1. Bennie Shaw vs. Medger Evers (12/18/75)	15
2. Jermaine Taylor vs. Sam Houston St. (1/3/09)	14
Stacey Castle vs. Georgia State (1/20/96)	14
Victor Saxton vs. Mercer (2/15/93)	14
Mike Clark vs. Greensboro (12/19/70)	14
6. <b>BJ Taylor at Memphis (1/17/15)</b>	<b>13</b>
Lavell Payne at Houston (1/24/07)	13
Brad Traina vs. Stetson (2/14/98)	13
Fred Crawford vs. FIU (2/12/88)	13

**Single-Game Blocks**

1. Tom Herzog vs. Bethune-Cookman (12/11/10)	8
Keith Clanton vs. SE Louisiana (12/4/10)	8
Tony Davis at USF (12/1/07)	8
4. Staphon Blair vs. USC Upstate (11/23/14)	7
Keith Clanton vs. Southern Miss (2/6/13)	7
John Friday vs. Delaware State (1/10/87)	7
John Friday vs. Western Illinois (1/5/87)	7
8. <b>Tacko Fall at Missouri (12/2/18)</b>	<b>6</b>
<b>Tacko Fall vs. TCU (3/28/17)</b>	<b>6</b>
<b>Tacko Fall vs. Florida Atlantic (12/12/15)</b>	<b>6</b>
Keith Clanton vs. Saint Thomas (11/12/11)	6
Anthony Williams vs. South Dakota St. (2/21/05)	6
Paul Reed vs. Stetson (1/2/02)	6
Dean Rossin vs. Florida Southern (2/9/80)	6





**NATIONAL POLLS**

**Associated Press Poll**

Rk	Team	Record	Points
1	Tennessee (48)	18-1	1575
2	Duke (12)	17-2	1527
3	Virginia (4)	18-1	1473
4	Gonzaga	19-2	1382
5	Michigan	19-1	1381
6	Michigan State	18-3	1235
7	Kentucky	16-3	1226
8	Nevada	19-1	1158
9	North Carolina	15-4	1065
10	Marquette	18-3	973
11	Kansas	16-4	972
12	Virginia Tech	16-3	858
<b>13</b>	<b>Houston</b>	<b>20-1</b>	<b>795</b>
14	Villanova	16-4	734
15	Louisville	15-5	658
16	Texas Tech	16-4	561
17	Purdue	14-6	532
18	Buffalo	18-2	468
19	LSU	16-3	435
20	Iowa State	15-5	327
21	Maryland	16-5	280
22	Mississippi State	15-4	236
23	NC State	16-4	203
24	Wisconsin	14-6	179
25	Florida State	15-5	141

*Others receiving votes:* Auburn 85, **Cincinnati 76**, Washington 75, Kansas State 73, Oklahoma 41, Iowa 28, Wofford 10, Hofstra 9, TCU 7, Ole Miss 7, Nebraska 6, Davidson 5, Syracuse 3, Minnesota 1

**USA Today Coaches Poll**

Rk	Team	Record	Points
1	Tennessee (31)	18-1	799
2	Duke (1)	17-2	755
3	Virginia	18-1	733
4	Gonzaga	19-2	701
5	Michigan	19-1	679
6	Kentucky	16-3	599
7	Nevada	19-1	589
8	Michigan State	18-3	573
9	Marquette	18-3	503
10	North Carolina	15-4	498
11	Virginia Tech	16-3	462
12	Kansas	16-4	455
<b>13</b>	<b>Houston</b>	<b>20-1</b>	<b>424</b>
14	Villanova	16-4	385
15	Texas Tech	16-4	280
16	Louisville	15-5	255
17	Buffalo	18-2	241
18	Purdue	14-6	203
19	LSU	16-3	175
20	Iowa State	15-5	174
21	Mississippi State	15-4	158
22	NC State	16-4	152
23	Wisconsin	14-6	96
24	Maryland	16-5	94
25	Iowa	16-5	64

*Others receiving votes:* Auburn 58, Florida State 57, Ole Miss 51, **Cincinnati 44**, Oklahoma 38, Kansas State 35, Washington 29, Furman 10, North Texas 10, Arizona State 6, Baylor 4, TCU 4, Wofford 4, Hofstra 2, Texas State 1

**WEEK-BY-WEEK**

Week	AP	Coaches	NET
Preseason	RV (15)	RV (5)	--
Week 2	--	RV (5)	--
Week 3	--	RV (2)	--
Week 4	RV (3)	RV (9)	49
Week 5	--	RV (5)	71
Week 6	--	RV (7)	61
Week 7	--	RV (7)	56
Week 8	--	RV (8)	46
Week 9	--	RV (9)	34
Week 10	RV (6)	RV (14)	31
Week 11	RV (17)	RV (26)	33
Week 12	--	RV (3)	37
Week 13	--	--	41
Week 14	--	--	--
Week 15	--	--	--
Week 16	--	--	--
Week 17	--	--	--
Week 18	--	--	--

**MISCELLANEOUS STATS**

Date	Opp.	W/L	Points in Paint			Pts Off TOs			2nd Chance Pts			Fast Break Pts		
			UCF	Opp	Diff	UCF	Opp	Diff	UCF	Opp	Diff	UCF	Opp	Diff
N6	Rider	W	42	30	+12	21	12	+9	9	22	-13	17	6	+11
N11	FAU	L	40	24	+16	17	13	+4	15	12	+3	11	12	-1
N15	vs. Fullerton	W	34	28	+6	15	11	+4	19	8	+11	8	13	-5
N16	vs. Saint Joe's	W	38	18	+20	19	11	+8	14	6	+8	14	12	+2
N18	vs. WKU	W	30	24	+6	23	12	+11	11	10	+1	11	14	-3
N24	NKU	W	30	18	+12	2	3	-1	14	5	+9	8	1	+7
N29	Alabama	W	28	34	-6	8	8	--	7	18	-11	13	6	+7
D2	at Missouri	L	18	20	-2	9	22	-13	7	16	-9	4	0	+4
D8	Grambling	W	20	24	-4	10	11	-1	13	14	-1	11	4	+7
D11	Ga. Southern	W	32	48	-16	8	18	-10	13	7	+6	7	20	-13
D16	Stetson	W	36	28	+8	15	8	+7	15	12	+3	26	10	+16
D21	Illinois State	W	38	18	+20	22	8	+14	14	7	+7	9	14	-5
J2	Temple	W	44	16	+28	19	9	+10	12	13	-1	14	15	-1
J5	at UConn	W	22	18	+4	20	19	+1	0	6	-6	14	7	+7
J13	ECU	W	24	22	+2	12	12	--	17	9	+8	24	12	+12
J16	at Wichita State	L	18	18	--	12	7	+5	9	8	+1	5	4	+1
J19	Tulsa	W	24	18	+6	12	9	+3	5	2	+3	12	23	-11
J23	at Tulane	W	40	20	+20	21	7	+14	17	14	+3	17	4	+13
J27	at Memphis	L	30	38	-8	12	13	-1	11	14	-3	11	5	+6
J31	UConn													
F7	Houston													
F10	at SMU													
F13	S. Florida													
F16	Memphis													
F21	at Cincinnati													
F24	SMU													
F27	at S. Florida													
M2	at Houston													
M7	Cincinnati													
M9	at Temple													

**DUNK COUNTER**

Player	Dunks
Terrell Allen	
Frank Bertz	2
Chad Brown	15
Aubrey Dawkins	12
Cesar DeJesus	
Myles Douglas	
Tacko Fall	47
Dre Fuller Jr.	
Dayon Griffin	1
Chance McSpadden	
Collin Smith	4
BJ Taylor	



# JOHNNY DAWKINS head coach | third season



Johnny Dawkins was named UCF's seventh head men's basketball coach on Mar. 23, 2016 and has had immediate success in his first two seasons with the Knights.

Dawkins took over a 12-18 squad that hadn't finished above .500 since 2012-13 and led the Knights to a 24-12 record in his first season at the helm, the sixth best turnaround in the nation. With just seven scholarship players due to transfers and injuries, the Knights earned the fourth seed – their highest ever – in the American Athletic Conference Tournament, eventually falling to league champion

SMU in the semifinals.

A season full of firsts, UCF hosted its first NIT game in 2016-17, defeating Colorado for the program's first ever win in an NIT or NCAA Tournament game. The Knights went on to defeat top seeded Illinois State on the road, before coming home to the first ever sell-out crowd at CFE Arena and winning 68-58 over Illinois to earn a spot in the NIT Final Four.

Under Dawkins' leadership, UCF led all of NCAA Division I in defensive field goal percentage in 2016-17, holding opponents to just 36.5 percent from the floor. The Knights were also sixth in the nation, allowing only 61.2 points per game, and gave up 45 or less points in four games over the course of the year.

Dawkins was named a finalist for both the Jim Phelan and Ben Jobe National Coach of the Year awards his first season at UCF, but he also guided a number of his players to accomplishments along the way.

#### 2016-17 Individual Honors

- Tacko Fall was named The American Defensive Player of the Year, Lefty Driesell Defensive All-America, and finalist for Kareem Abdul-Jabbar Award
- B.J. Taylor earned Second Team All-Conference honors from The American after leading UCF with 17.4 points per game
- Matt Williams set new UCF records for three-pointers in a career, in a season and in a game, before signing a professional contract with the Miami Heat

In year two at the helm, Dawkins had to deal with significant injuries to his three best players. His son, Aubrey Dawkins, missed the entire season with a shoulder injury, B.J. Taylor missed the first half of the season, and Tacko Fall missed the second half of the year. Taylor and Fall only played one game together.

Through the injuries, Dawkins led the Knights to a 19-13 record, second only to his first season record in the last five years of UCF Basketball.

The team also had a number of firsts in year two under Dawkins.

#### Firsts in 2017-18

- First win over UConn at home and first since joining The American
- First win over SMU since joining The American
- First win over Memphis on the road
- First win over a ranked opponent in a true road game, defeating No. 24 Alabama

And the defense was as good as ever in Dawkins' second year coaching the Black and Gold.

#### Defensive Accomplishments in 2017-18

- Held three opponents under 40 points
  - Before the season, UCF had only held two opponents to less than 40 points in 33-year Division I history
- Set new school record, holding SMU to 37 points
- Ranked third in the nation, holding opponents to 61.7 points per game
- Ranked 10th in the nation, holding opponents to 40.1 percent from the field

## COACHING EXPERIENCE

2016-present	UCF	Head Coach
2008-16	Stanford	Head Coach
2000-08	Duke	Associate Head Coach
2006-08	USA Basketball	Player Personnel
1998-99	Duke	Assistant Coach

## NBA EXPERIENCE

1994-95	Detroit Pistons
1989-94	Philadelphia 76ers
1986-89	San Antonio Spurs
1986	Drafted, Spurs - 10th Overall

In two years, Johnny Dawkins has led UCF to new heights on the basketball court, but he has done an even better job with his players in the classroom. With Dawkins at the helm, the Knights men's basketball program recorded an average semester team GPA over 3.0 for the first time in recorded history. They then did it again, setting a new program record with an average semester GPA of 3.03 this spring.

#### STANFORD STINT

Stanford put together four 20-win seasons in Dawkins' tenure as head coach. He is only the second coach in Stanford history with at least four 20-win seasons. Stanford's success on the court came against some of the toughest schedules in the nation. During the 2015-16 season, the Cardinal faced the sixth-most difficult slate in the country. A nation-leading 17 of Stanford's 30 games came against RPI Top 50 squads. Stanford's strength of schedule was rated in the top 50 each of the past four seasons, including two in the top 20, with an average rank of 27.75.

The Cardinal basketball program also excelled in the classroom during Dawkins' tenure, earning at least three Pac-12 All-Academic selections for five consecutive seasons and producing back-to-back Pac-12 Scholar-Athlete of the Year recipients (2014, 2015). Stanford also received annual national academic recognition, with three players earning National Association of Basketball Coaches (NABC) Honors Court status in 2015. The Cardinal was one of 20 NCAA Division I teams to earn an NABC Team Academic Excellence Award last season.

In 2012, Dawkins mentored Chasson Randle to become the consummate student-athlete. Randle finished that season as Stanford's all-time leading scorer and earned the program's first Academic All-America First Team selection since 2006. Under Dawkins, Stanford recorded back-to-back perfect Academic Progress Rate scores of 1000 in both the 2012-13 and 2013-14 reports, the two most recent to be released by the NCAA.

Player development was also markedly improved at Stanford under Dawkins' tutelage. Four Cardinal players were selected in the NBA Draft following their collegiate careers.

#### LEARNING FROM A LEGEND

The Washington, D.C. native coached for 10 years under the legendary Mike Krzyzewski at Duke. During Dawkins' decade as a coach at Duke, the Blue Devils won a national championship (2001), tallied six ACC regular season championships, recorded seven ACC Tournament titles and posted a 330-60 record. In four consecutive seasons from 1999-2002, Duke finished the regular season ranked No. 1 in both national polls, a first in college basketball history. Duke reached a No. 1 national ranking in seven of the 10 seasons with Dawkins on the coaching staff.

While at Duke, he also served as the Player Personnel Director for the USA Basketball Senior National Team from 2006-08.



**DECORATED DUKIE**

Following a prolific high school career at Mackin Catholic in Washington, D.C., Dawkins made his way to Duke, where he would become one of the most decorated players to step foot in Durham, North Carolina.

He played for the Blue Devils from 1983-86, earning Consensus All-America honors twice (1985, 1986). Dawkins was also voted as the 1986 Naismith National Player of the Year and named a Freshman All-American in 1983. During his collegiate career, he helped lead Duke to three NCAA Tournament berths, including an NCAA National Championship Game appearance in 1986. He was listed as an All-ACC honoree in all four seasons as a Blue Devil.

Dawkins finished his career as the school's all-time leading scorer and held that honor until 2006 when J.J. Redick surpassed his mark of 2,556 points. He recorded double-figure point totals in 129-of-133 collegiate games. Dawkins led the Blue Devils in scoring all four years, recording the fourth-highest season point total in school history with 809 in 1986. Dawkins remains Duke's career record-holder in field goals (1,026) and field goals attempted (2,019) while also owning the school's best single-season mark for field goals (331) during the 1986 campaign.

Dawkins was inducted into the Duke Sports Hall of Fame in September 1996. His jersey number 24 was retired by the school.

**PROFESSIONAL EXPERIENCE**

A 1986 first-round draft pick (10th overall) by San Antonio, Dawkins saw action in nine NBA seasons with the Spurs, Philadelphia 76ers and Detroit Pistons. He averaged 11.1 points and 5.5 assists over 541 career NBA games.

**GIVING BACK TO THE GAME**

Dawkins has served as a member of the National Association of Basketball Coaches Board of Directors since 2012. He also currently serves on the NCAA Division I Men's Basketball Ethics Coalition, an independent committee of current and former coaches, charged with promoting ethical conduct through leadership, education and mentoring opportunities, while identifying key issues challenging the coaching community.

**COACHING RECORD**

Year	School	Record	Pct
2008-09	Stanford	20-14	.588
2009-10	Stanford	14-18	.438
2010-11	Stanford	15-16	.484
2011-12	Stanford	26-11	.703
2012-13	Stanford	19-15	.559
2013-14	Stanford	23-13	.639
2014-15	Stanford	24-13	.649
2015-16	Stanford	15-15	.500
2016-17	UCF	24-12	.667
2017-18	UCF	19-13	.594
2018-19	UCF	15-4	.790
<b>Total</b>	<b>11th Season</b>	<b>214-144</b>	<b>.598</b>

**COACHING HIGHLIGHTS**

2008-09	CBI Semifinals
2011-12	NIT Champions
2012-13	NIT Second Round
2013-14	NCAA Sweet 16
2014-15	NIT Champions
2015-16	NIT Semifinals
Finalist for Jim Phelan National Coach of the Year	
Finalist for Ben Jobe National Coach of the Year	

**COLLEGIATE CAREER**

1982-86	Duke University
1985-86	Naismith National Player of the Year
	Consensus First Team All-America
	First Team All-ACC
	NCAA East Regional MVP
	ACC Tournament MVP
	Duke Team MVP
	Duke Co-Captain
1984-85	Consensus First Team All-America
	First Team All-ACC
	Duke Team MVP
1983-84	Second Team All-ACC
	Duke Team MVP
1982-83	Freshman All-America
	Second Team All-ACC
	Duke Team MVP

**THE DAWKINS FILE**

Hometown	Washington, D.C.
High School	Mackin Catholic
College	Duke, 1986



# BJ TAYLOR

6-2 | 195 | r-senior | guard  
orlando, fla. | boone hs



## KNIGHT NOTES

### 2018-19

- Named to The American Weekly Honor Roll three times
- Ninth all-time in program history with 1,409 career points
- With 381 career free throws made, he's now fifth in UCF history
- Has led UCF in scoring in 43 of 90 games played in career
- Scored in double figures in 18 out of 19 games, including each of the last 15 contests
- Ranks eighth in The American with 16.7 points per game
- Also ranks in the top 15 in the league in free throw percentage (75.7), three-point percentage (36.1), and three-pointers made per game (1.8)
- Nationally, ranks 21st with 148 free throw attempts and 22nd with 112 free throws made
- Temple 1/2: Led Knights with 24 points in conference opener
- Ga. Southern 12/11: Scored a career-high 35 points on six three-pointers
- Grambling 12/8: Led UCF with 21 points on three three-pointers
- Alabama 11/29: Led the Knights with 24 points on 3-of-5 from three and 9-of-11 from the line
- FAU 11/11: Scored 29 points on 9-of-14 from the field
- Rider 11/6: Led the Knights with 22 points and four assists
- Named Preseason Player of the Year in The American
- Also named Preseason First Team All-Conference by the league's coaches
- Additionally, named Preseason First Team All-Conference by FanRag Sports, NCAA.com, Blue Ribbon Yearbook, NBC Sports
- NCAA.com named Taylor the #5 best senior heading into 2018-19 season

### 2017-18

- Became the 19th member of UCF's 1,000-Point Club, the third fastest to 1,000 points in UCF's Division I era.
- Injured during first game of the season and missed 16 straight games with foot injury.
- Had seven 20-point performances in final 14 games of the season.
- Led UCF with 15.9 points per game and would have ranked fifth in The American if qualified due to games played.
- One of three Knights in the last 20 years to score 15+ ppg in back-to-back seasons.
- Also led the Knights with 3.2 assists per game.
- Knocked down 26 threes, shooting a team and career high 38.8 percent from long distance.

### 2018-19 HIGHS

Points	35	Ga. Southern (12/11/18)
Rebounds	5	2x, last Grambling (12/8/18)
Assists	6	ECU (1/13/19)
Steals	3	ECU (1/13/19)
Blocks	--	--
FG made	10	Ga. Southern (12/11/18)
FG attempts	17	Ga. Southern (12/11/18)
3FG made	6	Ga. Southern (12/11/18)
3FG attempts	9	Ga. Southern (12/11/18)
FT made	10	3x, last ECU (1/13/19)
FT attempts	14	Rider (11/6/18)

### CAREER HIGHS

Points	35	Ga. Southern (12/11/18)
Rebounds	9	Stetson (11/16/14)
Assists	10	vs. Miss State (11/17/16)
Steals	4	Seattle (11/26/16)
Blocks	1	3x, last USF (1/17/17)
FG made	11	Tulane (1/14/15)
FG attempts	21	#11 Wichita St. (3/1/18)
3FG made	6	2x, last Ga. Southern (12/11/18)
3FG attempts	10	Memphis (2/22/15)
FT made	13	at Memphis (1/17/15)
FT attempts	15	at Memphis (1/17/15)

### MISCELLANEOUS GAME STATS

Led team in scoring	43
Led team in rebounds	1
Led team in assists	41
Double Figure Points	74
Double Figure Rebounds	--
Double-Doubles	1
20-Point Games	26
30-Point Games	2
3+ Three Pointers	22
5+ Assists	19
3+ Steals	4
3+ Blocks	--

## GAME-BY-GAME

Opponent	Date	gs	min	Total		3-Pointers		Free throws		Rebounds			pf	a	t/o	blk	stl	pts	avg		
				fg-fga	pct	3fg-fga	pct	ft-fa	pct	off	def	tot								avg	
RIDER	11/06/	*	33	5-13	.38	2-4	.50	10-14	.71	1	1	2	2.0	1	4	2	0	1	22	22.0	
FLA. ATLANTIC	11/11/	*	36	9-14	.64	1-3	.33	10-12	.83	1	1	2	2.0	2	0	0	0	1	29	25.5	
vs Cal St. Fullerton	11/15/	*	31	4-12	.33	2-3	.66	4-4	1.00	0	2	2	2.0	2	2	1	0	1	14	21.7	
vs Saint Joseph's	11/16/	*	33	2-7	.28	1-4	.25	0-0	.00	0	2	2	2.0	3	2	2	0	0	5	17.5	
vs Western Ky.	11/18/	*	37	3-11	.27	2-4	.50	5-7	.71	1	0	1	1.8	0	4	2	0	1	13	16.6	
vs Western Ky.	11/24/	*	34	1-8	.12	1-4	.25	7-11	.63	0	5	5	2.3	1	3	1	0	1	10	15.5	
NORTHERN KY.	11/24/	*	37	6-11	.54	3-5	.60	9-11	.81	0	0	0	2.0	2	2	3	0	1	24	16.7	
ALABAMA	11/29/	*	37	6-11	.54	3-5	.60	9-11	.81	0	0	0	2.0	2	2	3	0	1	24	16.7	
at Mizzou	12/02/	*	32	2-10	.20	1-7	.14	7-7	1.00	0	2	2	2.0	4	4	3	0	0	12	16.1	
GRAMBLING	12/08/	*	35	5-13	.38	3-7	.42	8-9	.88	2	3	5	2.3	0	0	2	0	1	21	16.7	
GA. SOUTHERN	12/11/	*	38	10-17	.58	6-9	.66	9-11	.81	1	3	4	2.5	0	5	1	0	1	35	18.5	
STETSON	12/16/	*	26	3-8	.37	1-5	.20	3-3	1.00	0	2	2	2.5	1	2	0	0	1	10	17.7	
ILLINOIS ST.	12/21/	*	32	6-13	.46	1-6	.16	2-2	1.00	0	3	3	2.5	0	5	0	0	2	15	17.5	
TEMPLE	01/02/	*	36	7-12	.58	3-7	.42	7-12	.58	0	1	1	2.4	2	2	3	0	0	24	18.0	
at UConn	01/05/	*	38	2-7	.28	1-2	.50	7-12	.58	0	2	2	2.4	1	3	5	0	1	12	17.6	
EAST CAROLINA	01/13/	*	33	2-12	.16	0-6	.00	10-12	.83	1	1	2	2.3	4	6	2	0	3	14	17.3	
at Wichita St.	01/16/	*	33	4-10	.40	2-3	.66	5-9	.55	0	0	0	2.2	3	2	3	0	0	15	17.2	
TULSA	01/19/	*	32	3-11	.27	2-8	.25	7-10	.70	0	1	1	2.1	2	3	3	0	1	15	17.1	
at Tulane	01/23/	*	30	8-15	.53	1-4	.25	0-0	.00	1	2	3	2.2	1	3	1	0	1	17	17.1	
at Memphis	01/27/	*	31	3-11	.27	2-6	.33	2-2	1.00	0	1	1	2.1	0	2	1	0	1	10	16.7	
Totals			19	637	85-215	.39	35-97	.36	112-148	.75	8	32	40	2.1	29	54	35	0	18	317	16.7

Games played: 19  
 Minutes/game: 33.5  
 Points/game: 16.7  
 FG Pct: 39.5  
 3FG Pct: 36.1  
 FT Pct: 75.7

Rebounds/game: 2.1  
 Assists/game: 2.8  
 Turnovers/game: 1.8  
 Assist/turnover ratio: 1.5  
 Steals/game: 0.9





# TERRELL ALLEN

6-3 | 185 | r-junior | guard  
upper marlboro, md. | dematha catholic



## KNIGHT NOTES

### 2018-19

- Ranks third in the league and 14th in the nation with a 3.28 assist-to-turnover ratio
- Has had at least four assists in 14 out of 19 games, ranking sixth in The American with 4.3 apg
- Leads the Knights with 26 steals and ranks 12th in the league with 1.4 steals per game
- Has made 19-of-37 attempts from three-point range (51.4%)
- ECU 1/13: Tied a career-high with eight rebounds to go with nine points and three assists
- Temple 1/2: Scored 11 points and tied a season high with seven assists
- Ga. Southern 12/11: Scored 12 points and had six assists
- WKU 11/18: Had eight points with seven assists and just one turnover
- Saint Joe's 11/16: Led UCF with career-high 22 points on career-high four three-pointers
- FAU 11/11: Had eight points with five assists and just one turnover
- Rider 11/6: Scored 13 points, had five rebounds and dished out four assists with just one turnover

### 2017-18

- Played in all 32 games, starting 22 in first season on the court with the Knights.
- Led the Knights with 88 assists and 43 steals.
- Finished 10th in the The American with 1.3 steals per game.
- Recorded multiple assists in 23 of 32 games.
- Averaged 5.5 points and 3.0 rebounds in 30.0 minutes per game.
- Named to American Athletic Conference Honor Roll once.

## 2018-19 HIGHS

Points	22	vs. Saint Joe's (11/16/18)
Rebounds	8	ECU (1/13/19)
Assists	7	2x, last Temple (1/2/19)
Steals	4	2x, last ECU (1/13/19)
Blocks	--	--
FG made	8	vs. Saint Joe's (11/16/18)
FG attempts	11	vs. Saint Joe's (11/16/18)
3FG made	4	vs. Saint Joe's (11/16/18)
3FG attempts	5	2x, last Ga. Southern (12/11/18)
FT made	6	at UConn (1/5/19)
FT attempts	6	3x, last ECU (1/13/19)

## CAREER HIGHS

Points	22	vs. Saint Joe's (11/16/18)
Rebounds	8	2x, last ECU (1/13/19)
Assists	9	at Stetson (12/19/17)
Steals	5	2x, last vs. ECU (3/8/18)
Blocks	1	4x, last vs. Hofstra (3/5/16)
FG made	8	2x, last vs. Saint Joe's (11/16/18)
FG attempts	13	3x, last at JMU (1/21/16)
3FG made	4	vs. Saint Joe's (11/16/18)
3FG attempts	5	4x, last vs. Saint Joe's (11/16/18)
FT made	10	Delaware (2/25/16)
FT attempts	15	High Point (11/18/15)

## MISCELLANEOUS GAME STATS

Led team in scoring	9
Led team in rebounds	3
Led team in assists	44
Double Figure Points	22
Double Figure Rebounds	--
Double-Doubles	--
20-Point Games	2
30-Point Games	--
3+ Three Pointers	1
5+ Assists	20
3+ Steals	18
3+ Blocks	--

## GAME-BY-GAME

Opponent	Date	gs	min	Total		3-Pointers		Free throws		Rebounds				pf	a	l/o	blk	stl	pts	avg	
				fg-fga	pct	3fg-fga	pct	ft-fga	pct	off	def	tot	avg								
RIDER	11/06/	*	30	4-6	.66	1-2	.50	4-5	.80	1	4	5	5.0	2	4	1	0	0	13	13.0	
FLA. ATLANTIC	11/11/	*	28	3-7	.42	2-4	.50	0-0	.00	0	2	2	3.5	2	5	1	0	0	8	10.5	
vs Cal St. Fullerton	11/15/	*	33	3-7	.42	1-2	.50	0-0	.00	0	3	3	3.3	1	4	0	0	2	7	9.3	
vs Saint Joseph's	11/16/	*	38	8-11	.72	4-5	.80	2-2	1.00	0	3	3	3.3	3	6	1	0	3	22	12.5	
vs Western Ky.	11/18/	*	35	2-5	.40	0-0	.00	4-6	.66	0	2	2	3.0	2	7	1	0	4	8	11.6	
NORTHERN KY.	11/24/	*	26	2-6	.33	0-0	.00	1-4	.25	1	3	4	3.2	4	5	0	0	0	5	10.5	
ALABAMA	11/29/	*	34	2-4	.50	0-0	.00	1-2	.50	0	4	4	3.3	4	4	2	0	0	5	9.7	
at Mizzou	12/02/	*	38	2-5	.40	1-3	.33	1-2	.50	1	2	3	3.3	3	4	1	0	1	6	9.3	
GRAMBLING	12/08/	*	29	1-1	1.00	1-1	1.00	0-0	.00	0	3	3	3.2	1	4	1	0	2	3	8.6	
GA. SOUTHERN	12/11/	*	33	5-9	.55	2-5	.40	0-0	.00	0	2	2	3.1	2	6	2	0	0	12	8.9	
STETSON	12/16/	*	25	3-6	.50	2-3	.66	0-1	.00	0	5	5	3.3	0	5	3	0	0	8	8.8	
ILLINOIS ST.	12/21/	*	23	1-6	.16	0-2	.00	2-2	1.00	0	4	4	3.3	4	2	1	0	1	4	8.4	
TEMPLE	01/02/	*	34	3-4	.75	1-1	1.00	4-5	.80	1	4	5	3.5	0	7	4	0	1	11	8.6	
at UConn	01/05/	*	30	1-5	.20	0-2	.00	6-6	1.00	0	3	3	3.4	1	4	1	0	3	8	8.6	
EAST CAROLINA	01/13/	*	30	3-5	.60	1-2	.50	2-6	.33	0	8	8	3.7	2	3	3	0	4	9	8.6	
at Wichita St.	01/16/	*	35	1-4	.25	1-1	1.00	0-0	.00	0	2	2	3.6	3	3	1	0	0	3	8.3	
TULSA	01/19/	*	29	0-0	.00	0-0	.00	3-4	.75	0	2	2	3.5	3	2	1	0	2	5	7.9	
at Tulane	01/23/	*	24	2-2	1.00	1-1	1.00	0-0	.00	0	2	2	3.4	2	4	0	0	2	5	7.8	
at Memphis	01/27/	*	24	2-5	.40	1-3	.33	0-0	.00	0	0	0	3.3	3	3	1	0	1	5	7.6	
Totals			19	578	48-98	.49	19-37	.51	30-45	.66	4	58	62	3.3	42	82	25	0	26	145	7.6

Games played: 19  
 Minutes/game: 30.4  
 Points/game: 7.6  
 FG Pct: 49.0  
 3FG Pct: 51.4  
 FT Pct: 66.7

Rebounds/game: 3.3  
 Assists/game: 4.3  
 Turnovers/game: 1.3  
 Assist/turnover ratio: 3.3  
 Steals/game: 1.4



# CEASAR DEJESUS

6-2 | 190 | r-sophomore | guard  
west new york, n.j. | mt. zion prep (md.)



## KNIGHT NOTES

### 2018-19

- Memphis 1/27: Had eight points on 4-of-4 shooting from the field
- Tulane 1/23: Scored four points and had two steals in the win
- Illinois St 12/21: Had nine points for third straight game
- Stetson 12/16: Scored nine points with three assists
- Ga. Southern 12/11: Scored a season high nine points with one three-pointer
- Grambling 12/8: Scored eight points off the bench, going 4-for-4 from the free throw line
- Saint Joe's 11/16: Scored seven points with three rebounds
- FAU 11/11: Had five points, four assists and two steals
- Rider 11/6: Scored six points in 15 minutes off the bench

### 2017-18

- Played in and started all 32 games as a redshirt freshman, the most games started by a UCF freshman in program history.
- Named The American Rookie of the Week three times.
- Fifth on the team with 8.6 points per game.
- Also averaged 2.3 rebounds and was fourth on the team with 1.8 assists per game.
- Scored in double figures 10 times, leading the team in scoring in four games.
- Was fourth on the team with 24 steals, recording three steals in a game twice.
- Was 12th in The American with a .742 free throw percentage and improved that to second during league play with an .872 mark.

### 2018-19 HIGHS

Points	9	3x, last Illinois St (12/21/18)
Rebounds	3	3x, last at Missouri (12/2/18)
Assists	4	FAU (11/11/18)
Steals	2	2x, last at Tulane (1/23/19)
Blocks	1	2x, last at Memphis (1/27/19)
FG made	4	2x, last at Memphis (1/27/19)
FG attempts	9	Illinois St (12/21/18)
3FG made	1	5x, last at UConn (1/5/19)
3FG attempts	2	5x, last at Tulane (1/23/19)
FT made	5	Stetson (12/16/18)
FT attempts	5	Stetson (12/16/18)

### CAREER HIGHS

Points	16	Mercer (11/10/17)
Rebounds	6	at Stetson (12/19/17)
Assists	4	3x, last FAU (11/11/18)
Steals	3	2x, last Temple (1/7/18)
Blocks	1	2x, last at Memphis (1/27/19)
FG made	6	2x, last vs. Nebraska (11/23/17)
FG attempts	13	at ECU (12/31/17)
3FG made	3	at ECU (12/31/17)
3FG attempts	5	at ECU (12/31/17)
FT made	5	5x, last Stetson (12/16/18)
FT attempts	7	Mercer (11/10/17)

### MISCELLANEOUS GAME STATS

Led team in scoring	4
Led team in rebounds	1
Led team in assists	6
Double Figure Points	10
Double Figure Rebounds	--
Double-Doubles	--
20-Point Games	--
30-Point Games	--
3+ Three Pointers	1
5+ Assists	--
3+ Steals	2
3+ Blocks	--

## GAME-BY-GAME

Opponent	Date	gs	min	Total		3-Pointers		Free throws		Rebounds			pf	a	t/o	blk	stl	pts	avg
				fg-fga	pct	3fg-fga	pct	ft-fga	pct	off	def	tot							
RIDER	11/06/	15	3-5	.60	0-1	.00	0-1	.00	1	1	2	2.0	1	1	0	1	6	6.0	
FLA. ATLANTIC	11/11/	20	2-3	.66	1-2	.50	0-0	.00	0	2	2	2.0	1	4	1	0	2	5	5.5
vs Cal St. Fullerton	11/15/	24	1-4	.25	0-1	.00	0-0	.00	0	3	3	2.3	1	0	1	0	2	4	3
vs Saint Joseph's	11/16/	20	3-5	.60	1-2	.50	0-0	.00	2	1	3	2.5	1	1	1	0	0	7	5.0
vs Western Ky.	11/18/	17	2-3	.66	0-0	.00	0-0	.00	0	2	2	2.4	0	2	2	0	1	4	4.8
ALABAMA	11/29/	8	0-0	.00	0-0	.00	0-0	.00	0	0	0	2.0	0	0	0	0	0	0	4.0
at Mizou	12/02/	6	0-0	.00	0-0	.00	1-2	.50	0	3	3	2.1	0	0	0	0	1	3.6	
GRAMBLING	12/08/	9	2-3	.66	0-1	.00	4-4	1.00	0	0	0	1.9	1	1	1	0	0	8	4.1
GA. SOUTHERN	12/11/	18	2-5	.40	1-2	.50	4-4	1.00	1	1	2	1.9	1	1	1	0	0	9	4.7
STETSON	12/16/	18	2-5	.40	0-1	.00	5-5	1.00	0	1	1	1.8	3	3	0	1	0	9	5.1
ILLINOIS ST.	12/21/	17	4-9	.44	1-2	.50	0-0	.00	0	0	0	1.6	1	2	1	0	0	9	5.5
TEMPLE	01/02/	14	0-0	.00	0-0	.00	0-0	.00	0	0	0	1.5	1	1	3	0	1	0	5.0
at UConn	01/05/	7	1-1	1.00	1-1	1.00	0-0	.00	0	0	0	1.4	0	0	1	0	0	3	4.8
EAST CAROLINA	01/13/	5	0-1	.00	0-0	.00	0-0	.00	0	0	0	1.3	0	0	1	0	0	0	4.5
at Wichita St.	01/16/	11	1-2	.50	0-1	.00	0-0	.00	0	0	0	1.2	1	1	0	0	0	2	4.3
TULSA	01/19/	3	0-1	.00	0-0	.00	0-0	.00	0	0	0	1.1	0	0	1	0	0	0	4.1
at Tulane	01/23/	16	2-8	.25	0-2	.00	0-0	.00	0	0	0	1.1	3	1	1	0	2	4	4.1
at Memphis	01/27/	12	4-4	1.00	0-0	.00	0-0	.00	0	0	0	1.0	1	0	0	1	0	8	4.3
Totals		0	240	29-59	.49	5-16	.31	14-16	.87	4	14	18	1.0	16	18	2	7	77	4.3

Games played: 18  
 Minutes/game: 13.3  
 Points/game: 4.3  
 FG Pct: 49.2  
 3FG Pct: 31.3  
 FT Pct: 87.5

Rebounds/game: 1.0  
 Assists/game: 1.0  
 Turnovers/game: 0.9  
 Assist/turnover ratio: 1.1  
 Steals/game: 0.4  
 Blocks/game: 0.1



# DAYON GRIFFIN

6-4 | 210 | r-senior | guard  
st. petersburg, fla. | st. petersburg hs



## KNIGHT NOTES

### 2018-19

- Tulane 1/23: Scored nine points on a season-high three made three-pointers
- Tulsa 1/19: Grabbed a season-high seven rebounds to go with three assists
- at Wichita 1/16: Scored season-high 10 points on two three-pointers and had three steals
- at UConn 1/5: Scored season-high nine points and tied career high with four steals
- Stetson 12/16: Scored seven points on 2-of-3 from beyond the arc
- NKU 11/24: Scored four points on 2-of-4 from the field after missing four games
- Rider 11/6: Scored five points on 2-of-4 shooting in 20 minutes off the bench

### 2017-18

- Played in all 32 games, starting four in first season on the court for the Knights.
- Fourth on the team with 8.7 points per game.
- Also averaged 4.1 rebounds per game, dished out 38 assists and picked up 26 steals.
- Led the Knights with 56 three-pointers.
- Made a three in 26 out of 32 games, recording multiple three-pointers 19 times.
- Scored in double figures in 16 games during the season.
- First UCF player to score in double figures in first three games as a Knight since 2000-01.
- UConn (1/31): Grabbed a career high eight rebounds to go with 12 points and two threes.
- Wichita (1/25): Led UCF with 15 points on three 3-pointers.
- Temple (1/7): Led the Knights with 15 points on 3-of-5 from beyond the arc.
- Mercer (11/10): Led the Knights with 16 points in debut as a Knight.

## 2018-19 HIGHS

Points	10	at Wichita (1/16/19)
Rebounds	7	Tulsa (1/19/19)
Assists	3	Tulsa (1/19/19)
Steals	4	at UConn (1/5/19)
Blocks	1	2x, last at Memphis (1/27/19)
FG made	3	3x, last at Tulane (1/23/19)
FG attempts	7	at Tulane (1/23/19)
3FG made	3	at Tulane (1/23/19)
3FG attempts	7	at Tulane (1/23/19)
FT made	2	3x, last Tulsa (1/19/19)
FT attempts	4	at Memphis (1/27/19)

## CAREER HIGHS

Points	29	vs. ETSU (3/28/16)
Rebounds	8	UConn (1/31/18)
Assists	6	Rice (2/27/16)
Steals	4	4x, last at UConn (1/5/19)
Blocks	2	4x, last SC State (12/21/17)
FG made	12	vs. ETSU (3/28/16)
FG attempts	20	vs. ETSU (3/28/16)
3FG made	7	Charlotte (1/9/16)
3FG attempts	10	2x, last at Tulsa (2/21/18)
FT made	6	Mercer (11/10/17)
FT attempts	9	Mercer (11/10/17)

## MISCELLANEOUS GAME STATS

Led team in scoring	8
Led team in rebounds	3
Led team in assists	5
Double Figure Points	35
Double Figure Rebounds	--
Double-Doubles	--
20-Point Games	3
30-Point Games	--
3+ Three Pointers	16
5+ Assists	3
3+ Steals	10
3+ Blocks	--

## GAME-BY-GAME

Opponent	Date	gs	min	Total		3-Pointers		Free throws		Rebounds				pf	a	t/o	blk	stl	pts	avg
				fg-fga	pct	3fg-fga	pct	ft-fga	pct	off	def	tot	avg							
RIDER	11/06/	20	2-4	.50	1-3	.33	0-0	.00	1	1	2	2.0	2	1	1	0	1	6	5.0	
NORTHERN KY.	11/24/	13	2-4	.50	0-1	.00	0-0	.00	0	1	1	1.5	0	2	0	0	4	4.5		
ALABAMA	11/29/	15	1-4	.25	1-3	.33	0-0	.00	0	1	1	1.3	0	2	0	0	3	4.0		
at Mizzou	12/02/	19	1-3	.33	0-2	.00	0-0	.00	0	2	2	1.5	1	1	1	0	1	2	3.5	
GRAMBLING	12/08/	9	0-4	.00	0-3	.00	0-0	.00	0	0	0	1.2	1	1	0	1	0	0	2.8	
GA. SOUTHERN	12/11/	4	0-2	.00	0-2	.00	0-0	.00	0	0	0	1.0	0	0	0	0	0	0	2.3	
STETSON	12/16/	8	2-3	.66	2-3	.66	1-2	.50	0	1	1	1.0	0	0	0	0	7	3.0		
TEMPLE	01/02/	10	1-1	1.00	0-0	.00	0-0	.00	0	2	2	1.1	1	1	1	0	0	2	2.9	
at UConn	01/05/	20	3-3	1.00	1-1	1.00	2-3	.66	0	1	1	1.1	1	0	1	0	4	9	3.6	
EAST CAROLINA	01/13/	16	1-5	.20	1-4	.25	1-2	.50	2	1	3	1.3	0	0	0	1	4	3.6		
at Wichita St.	01/16/	27	3-6	.50	2-5	.40	2-2	1.00	0	1	1	1.3	2	1	0	0	3	10	4.2	
TULSA	01/19/	27	0-5	.00	0-3	.00	2-2	1.00	1	6	7	1.8	4	3	2	0	0	2	4.0	
at Tulane	01/23/	19	3-7	.42	3-7	.42	0-0	.00	1	1	2	1.8	0	0	2	1	9	4.4		
at Memphis	01/27/	25	1-6	.16	1-6	.16	1-4	.25	0	1	1	1.7	1	2	2	1	2	4	4.4	
Totals		0	232	20-57	.35	12-43	.27	9-15	.60	5	19	24	1.7	13	14	10	2	13	61	4.4

Games played: 14  
 Minutes/game: 16.6  
 Points/game: 4.4  
 FG Pct: 35.1  
 3FG Pct: 27.9  
 FT Pct: 60.0

Rebounds/game: 1.7  
 Assists/game: 1.0  
 Turnovers/game: 0.7  
 Assist/turnover ratio: 1.4  
 Steals/game: 0.9  
 Blocks/game: 0.1



# AUBREY DAWKINS

6-6 | 205 | r-junior | guard  
durham, n.c. | new hampton prep (n.h.)



## KNIGHT NOTES

### 2018-19

- Scored in double figures in his first 18 games at UCF, the first Knight to do so in the team's D1 era
- Twice named American Athletic Conference Player of the Week (Nov. 19, Jan. 7)
- Ranks ninth in the conference in scoring with 15.4 points per game
- Also sixth in the conference with an 82.8 free throw percentage
- Additionally, ranks 18th with 5.5 boards per game, 15th with a 34.6 three-point percentage and ninth with 1.9 threes per game
- Earned Myrtle Beach Invitational MVP honors
- Tulane 1/23: Led the Knights with 19 points on three made three-pointers
- Wichita 1/16: Scored 22 points on 3-of-6 from beyond the arc
- ECU 1/13: Led the Knights with 18 points and six rebounds, scoring 15 in the second half
- at UConn 1/5: Scored season-high 23 points on 9-of-13 shooting and 2-of-4 from three
- Stetson 12/16: Scored 19 points and had career-high 13 rebounds for second ever double-double
- Missouri 12/2: Led UCF with 22 points on 6-of-9 from the field and 4-of-7 from three
- WKU 11/18: Led UCF with 21 points on five three-pointers
- Rider 11/6: Recorded first career double-double with 16 points and 10 rebounds

### 2016-18 at UCF

- Sat out the 2016-17 season due to NCAA transfer rules
- Missed all of the 2017-18 season after suffering shoulder injury during preseason

### 2014-16 at Michigan

- As a sophomore, played in all 36 games with nine starts, averaging 6.5 points in 2015-16.
- Scored in double figures 10 times with a season-best 19 points against Youngstown State (12/19).
- Named Michigan's "Sixth Man of the Year", producing five double-digit performance off the bench.
- Shot 50 percent from the field and 44 percent from behind the arc.
- As a freshman, played in 30 games with 13 starts, averaging 7.0 points and 20.7 minutes of action.
- Recorded eight double figure scoring games, including three 20-point performances.
- Scored a career-best 31 points against Rutgers (3/7).
- Shot 47.8 percent from the field and 43.8 percent from three-point range.
- Shot 87.0 percent from the free throw line.

### 2018-19 HIGHS

Points	23	at UConn (1/5/19)
Rebounds	13	Stetson (12/16/18)
Assists	4	vs. WKU (11/18/18)
Steals	2	7x, last at Tulane (1/23/19)
Blocks	2	Rider (11/6/18)
FG made	9	at UConn (1/5/19)
FG attempts	16	2x, last at Wichita (1/16/19)
3FG made	5	2x, last Illinois St (12/21/18)
3FG attempts	9	vs. WKU (11/18/18)
FT made	10	Alabama (11/29/18)
FT attempts	10	Alabama (11/29/18)

### CAREER HIGHS

Points	31	Rutgers (3/7/15)
Rebounds	13	Stetson (12/16/18)
Assists	4	vs. WKU (11/18/18)
Steals	2	10x, last at Tulane (1/23/19)
Blocks	2	2x, last Rider (11/6/18)
FG made	10	Rutgers (3/7/15)
FG attempts	16	2x, last at Wichita (1/16/19)
3FG made	8	Rutgers (3/7/15)
3FG attempts	11	Rutgers (3/7/15)
FT made	10	Alabama (11/29/18)
FT attempts	10	Alabama (11/29/18)

### MISCELLANEOUS GAME STATS

Led team in scoring	13
Led team in rebounds	5
Led team in assists	1
Double Figure Points	36
Double Figure Rebounds	2
Double-Doubles	2
20-Point Games	7
30-Point Games	1
3+ Three Pointers	15
5+ Assists	--
3+ Steals	--
3+ Blocks	--

## GAME-BY-GAME

Opponent	Date	gs	min	Total		3-Pointers		Free throws		Rebounds				pts	avg						
				fg-fga	pct	3fg-fga	pct	ft-fga	pct	off	def	tot	avg								
RIDER	11/06/	*	31	5-14	.35	1-8	.12	5-7	.71	1	9	10	10.0	2	0	3	2	2	16	16.0	
FLA. ATLANTIC	11/11/	*	31	6-16	.37	1-6	.16	3-3	1.00	2	3	5	7.5	2	1	1	0	0	16	16.0	
vs Cal St. Fullerton	11/15/	*	32	6-12	.50	1-6	.16	0-0	.00	1	3	4	6.3	2	0	2	0	2	13	15.0	
vs Saint Joseph's	11/16/	*	34	5-11	.45	2-6	.33	1-2	.50	0	6	6	6.3	2	0	1	0	1	13	14.5	
vs Western Ky.	11/18/	*	38	8-13	.61	5-9	.55	0-0	.00	0	4	4	5.8	3	4	0	0	0	21	15.8	
NORTHERN KY.	11/24/	*	34	5-9	.55	2-5	.40	0-0	.00	0	5	5	5.7	3	1	4	1	0	12	15.2	
ALABAMA	11/29/	*	36	3-10	.30	0-4	.00	10-10	1.00	0	2	2	5.1	1	3	1	1	2	16	15.3	
at Mizzou	12/02/	*	39	6-9	.66	4-7	.57	6-6	1.00	1	3	4	5.0	4	0	3	0	2	22	16.1	
GRAMBLING	12/08/	*	29	3-10	.30	1-2	.50	4-4	1.00	2	6	8	5.3	2	1	3	0	2	11	15.6	
GA. SOUTHERN	12/11/	*	35	4-13	.30	1-4	.25	1-2	.50	1	5	6	5.4	1	1	3	0	0	10	15.0	
STETSON	12/16/	*	27	6-13	.46	2-5	.40	5-6	.83	4	9	13	6.1	2	1	0	0	2	19	15.4	
ILLINOIS ST.	12/21/	*	33	6-10	.60	5-7	.71	1-2	.50	1	4	5	6.0	3	3	0	1	0	18	15.6	
TEMPLE	01/02/	*	35	5-9	.55	0-2	.00	0-2	.00	0	3	3	5.8	3	3	0	0	0	10	15.2	
at UConn	01/05/	*	38	9-13	.69	2-4	.50	3-4	.75	0	4	4	5.6	1	1	2	0	0	23	15.7	
EAST CAROLINA	01/13/	*	29	6-14	.42	2-8	.25	4-5	.80	1	5	6	5.7	4	3	1	1	1	18	15.9	
at Wichita St.	01/16/	*	28	8-16	.50	3-6	.50	3-3	1.00	0	2	2	5.4	4	1	3	0	1	22	16.3	
TULSA	01/19/	*	35	5-13	.38	2-6	.33	0-0	.00	2	3	5	5.4	4	2	0	0	1	12	16.0	
at Tulane	01/23/	*	28	7-13	.53	3-7	.42	2-2	1.00	1	6	7	5.5	1	1	0	0	2	19	16.2	
at Memphis	01/27/	*	29	1-10	.10	0-5	.00	0-0	.00	1	2	3	5.4	4	1	4	0	1	2	15.4	
<b>Totals</b>			19	621	104-228	.45	37-107	.34	48-58	.82	18	84	102	5.4	48	27	31	6	19	293	15.4

Games played: 19  
Minutes/game: 32.7  
Points/game: 15.4  
FG Pct: 45.6  
3FG Pct: 34.6  
FT Pct: 82.8

Rebounds/game: 5.4  
Assists/game: 1.4  
Turnovers/game: 1.6  
Assist/turnover ratio: 0.9  
Steals/game: 1.0  
Blocks/game: 0.3





# FRANKBERTZ

6-5 | 180 | junior | guard  
hesperia, calif. | sultana hs



## KNIGHT NOTES

### 2018-19

- Memphis 1/27: Knocked down 2-of-5 from three-point range for six points
- Tulane 1/23: Scored first points since Dec. 21 with two points and three rebounds
- Stetson 12/16: Had nine points on a trio of three-pointers
- Grambling 12/8: Scored eight points and went 2-of-2 from beyond the arc
- WKU 11/18: Scored 11 points on three three-pointers
- Saint Joe's 11/16: Scored 10 points on two three-pointers
- Rider 11/6: Made UCF debut

### Prior to UCF

- A two-year starter at East Los Angeles College
- As a sophomore, shot 79-of-166 (48%) from three-point range
- Also averaged 13.2 points and 3.6 rebounds per game, while shooting 88 percent from the free throw line
- Led ELAC to a 24-6 overall record and a 9-1 league mark
- His squad won the South Coast Conference Championship
- Earned First Team All-Conference honors

## 2018-19 HIGHS

Points	11	WKU (11/18/18)
Rebounds	5	2x, last Grambling (12/8/18)
Assists	2	2x, last Stetson (12/16/18)
Steals	2	3x, last at Tulane (1/23/19)
Blocks	1	Tulsa (1/19/19)
FG made	4	Saint Joe's (11/16/18)
FG attempts	9	2x, last Stetson (12/16/18)
3FG made	3	2x, last Stetson (12/16/18)
3FG attempts	7	WKU (11/18/18)
FT made	2	2x, last WKU (11/18/18)
FT attempts	2	2x, last WKU (11/18/18)

## CAREER HIGHS

Points	11	WKU (11/18/18)
Rebounds	5	2x, last Grambling (12/8/18)
Assists	2	2x, last Stetson (12/16/18)
Steals	2	3x, last at Tulane (1/23/19)
Blocks	1	Tulsa (1/19/19)
FG made	4	Saint Joe's (11/16/18)
FG attempts	9	2x, last Stetson (12/16/18)
3FG made	3	2x, last Stetson (12/16/18)
3FG attempts	7	WKU (11/18/18)
FT made	2	2x, last WKU (11/18/18)
FT attempts	2	2x, last WKU (11/18/18)

## MISCELLANEOUS GAME STATS

Led team in scoring	--
Led team in rebounds	--
Led team in assists	--
Double Figure Points	2
Double Figure Rebounds	--
Double-Doubles	--
20-Point Games	--
30-Point Games	--
3+ Three Pointers	2
5+ Assists	--
3+ Steals	--
3+ Blocks	--

## GAME-BY-GAME

Opponent	Date	gs	min	Total		3-Pointers		Free throws		Rebounds				pts	avg						
				fg-fga	pc%	3fg-fga	pc%	ft-fga	pc%	off	def	tot	avg								
RIDER	11/06/	2	0-1	.00	0-1	.00	0-0	.00	0	0	0	0	0	2	1	0	0	0	0	0	0
FLA. ATLANTIC	11/11/	10	0-4	.00	0-3	.00	2-2	1.00	0	3	3	1.5	2	0	2	0	1	2	1.0		
vs Cal St. Fullerton	11/15/	11	0-2	.00	0-1	.00	0-0	.00	1	4	5	2.7	1	0	1	0	1	0	0	7	
vs Saint Joseph's	11/16/	20	4-6	.66	2-4	.50	0-0	.00	1	3	4	3.0	0	2	0	0	2	10	3.0		
vs Western Ky.	11/18/	18	3-9	.33	3-7	.42	2-2	1.00	1	2	3	3.0	1	1	1	0	1	11	4.6		
NORTHERN KY.	11/24/	14	1-4	.25	1-3	.33	0-1	.00	2	2	4	3.2	0	0	0	0	0	3	4.3		
ALABAMA	11/29/	5	1-2	.50	1-2	.50	0-0	.00	0	1	1	2.9	0	0	0	0	0	3	4.1		
at Mizzou	12/02/	2	0-0	.00	0-0	.00	0-0	.00	0	0	0	2.5	0	0	0	0	0	0	3.6		
GRAMBLING	12/08/	16	3-4	.75	2-2	1.00	0-0	.00	3	2	5	2.8	2	0	1	0	1	8	4.1		
GA. SOUTHERN	12/11/	9	1-3	.33	0-1	.00	0-0	.00	0	0	0	2.5	3	1	0	0	0	2	3.9		
STETSON	12/16/	23	3-9	.33	3-8	.37	0-0	.00	0	1	1	2.4	2	2	0	0	1	9	4.4		
ILLINOIS ST.	12/21/	13	1-1	1.00	0-0	.00	0-0	.00	1	0	1	2.3	1	0	0	0	2	2	4.2		
TEMPLE	01/02/	3	0-0	.00	0-0	.00	0-0	.00	0	0	0	2.1	1	0	1	0	0	0	3.8		
at UConn	01/05/	5	0-0	.00	0-0	.00	0-0	.00	0	0	0	1.9	0	1	0	0	0	0	3.6		
EAST CAROLINA	01/13/	11	0-2	.00	0-2	.00	0-0	.00	0	0	0	1.8	1	0	1	0	0	0	3.3		
at Wichita St.	01/16/	7	0-1	.00	0-1	.00	0-0	.00	0	0	0	1.7	0	0	0	0	0	0	3.1		
TULSA	01/19/	8	0-1	.00	0-1	.00	0-0	.00	0	0	0	1.6	0	1	1	0	0	0	2.9		
at Tulane	01/23/	17	1-4	.25	0-3	.00	0-0	.00	1	2	3	1.7	0	0	0	0	2	2	2.9		
at Memphis	01/27/	13	2-5	.40	2-5	.40	0-0	.00	0	1	1	1.6	1	1	0	0	1	6	3.1		
Totals		0	207	20-58	.34	14-44	.31	4-5	.80	10	21	31	1.6	17	9	8	1	12	58	3.1	

Games played: 19  
 Minutes/game: 10.9  
 Points/game: 3.1  
 FG Pct: 34.5  
 3FG Pct: 31.8  
 FT Pct: 80.0

Rebounds/game: 1.6  
 Assists/game: 0.5  
 Turnovers/game: 0.4  
 Assist/turnover ratio: 1.1  
 Steals/game: 0.6  
 Blocks/game: 0.1



# CHAD BROWN

6-9 | 245 | senior | forward  
deltona, fla. | deltona hs



## KNIGHT NOTES

### 2018-19

- Ranks seventh in The American with 1.2 blocked shots per game
- Memphis 1/27: Had a team-high nine rebounds and tied a season-high with three blocks
- Tulsa 1/19: Scored seven points and tied a career-high with 10 rebounds
- ECU 1/13: Tied season-highs with nine points and eight rebounds
- Illinois St 12/21: Made first start of the season, scoring six points with four boards, two steals and two blocked shots
- Stetson 12/16: Had nine points and six rebounds
- Missouri 12/2: Led UCF with eight rebounds and had two blocked shots
- Alabama 11/29: Scored eight points and led the Knights with eight rebounds
- NKU 11/24: Totaled season highs of three blocks and seven rebounds
- WKU 11/18: Had six points on 3-of-3 from the field with five rebounds
- Fullerton 11/15: Scored eight points, with five boards and two blocks

### 2017-18

- Played in all 32 games, starting 15 times.
- Averaged 5.2 points and was third on the team with 4.6 rebounds per game.
- Led the Knights with 34 blocked shots, ranking eighth in the league with 1.1 blocks per game.
- Was 11th in the league with 1.8 offensive rebounds per game during conference games.

## 2018-19 HIGHS

Points	9	2x, last ECU (1/13/19)
Rebounds	10	Tulsa (1/19/19)
Assists	2	2x, last Illinois St (12/21/18)
Steals	2	3x, last at UConn (1/5/19)
Blocks	3	2x, last at Memphis (1/27/19)
FG made	4	Stetson (12/16/18)
FG attempts	7	2x, last ECU (1/13/19)
3FG made	--	--
3FG attempts	1	Stetson (12/16/18)
FT made	3	2x, last ECU (1/13/19)
FT attempts	8	Alabama (11/29/18)

## CAREER HIGHS

Points	13	2x, last at USF (1/20/18)
Rebounds	10	4x, last Tulsa (1/19/19)
Assists	2	3x, last Illinois St (12/21/18)
Steals	3	vs. ECU (3/8/18)
Blocks	5	G-WU (11/15/17)
FG made	6	at USF (1/20/18)
FG attempts	8	2x, last at USF (1/20/18)
3FG made	-	--
3FG attempts	1	Stetson (12/16/18)
FT made	8	2x, last vs. St. John's (11/26/17)
FT attempts	13	vs. St. John's (11/26/17)

## GAME-BY-GAME

Opponent	Date	gs	min	Total		3-Pointers		Free throws		Rebounds				pf	a	t/o	blk	stl	pts	avg
				fg	fga	pct	3fg	3fga	pct	ft	fta	pct	off							
RIDER	11/06/	14	1-1	1.00	0-0	.00	0-0	.00	0	2	2	2.0	5	0	0	2	0	2	2.0	
FLA. ATLANTIC	11/11/	19	1-2	.50	0-0	.00	1-2	.50	3	2	5	3.5	0	0	0	2	1	3	2.5	
vs Cal St. Fullerton	11/15/	20	3-5	.60	0-0	.00	2-2	1.00	2	3	5	4.0	2	2	0	2	0	8	4.3	
vs Saint Joseph's	11/16/	16	3-7	.42	0-0	.00	0-0	.00	2	2	4	4.0	1	1	1	0	0	6	4.8	
vs Western Ky.	11/18/	13	3-3	1.00	0-0	.00	0-0	.00	1	4	5	4.2	4	0	1	1	0	6	5.0	
NORTHERN KY.	11/24/	21	2-4	.50	0-0	.00	1-1	1.00	0	7	7	4.7	1	0	0	3	0	5	5.0	
ALABAMA	11/29/	27	3-4	.75	0-0	.00	2-8	.25	1	7	8	5.1	1	0	0	1	2	8	5.4	
at Mizzou	12/02/	24	1-3	.33	0-0	.00	0-0	.00	2	6	8	5.5	1	0	1	2	0	2	5.0	
GRAMBLING	12/08/	16	1-4	.25	0-0	.00	3-6	.50	1	3	4	5.3	2	1	1	1	0	5	5.0	
GA. SOUTHERN	12/11/	17	1-2	.50	0-0	.00	0-0	.00	1	4	5	5.3	0	1	1	0	0	2	4.7	
STETSON	12/16/	15	4-6	.66	0-1	.00	1-2	.50	2	4	6	5.4	1	1	1	1	0	9	5.1	
ILLINOIS ST.	12/21/	* 26	2-4	.50	0-0	.00	2-2	1.00	1	3	4	5.3	0	2	2	2	2	6	5.2	
TEMPLE	01/02/	13	1-5	.20	0-0	.00	1-1	1.00	0	2	2	5.0	1	0	0	0	0	3	5.0	
at UConn	01/05/	16	2-3	.66	0-0	.00	0-0	.00	0	3	3	4.9	2	0	0	1	2	4	4.9	
EAST CAROLINA	01/13/	25	3-7	.42	0-0	.00	3-6	.50	5	3	8	5.1	1	0	0	0	1	9	5.2	
at Wichita St.	01/16/	7	0-1	.00	0-0	.00	2-2	1.00	0	2	2	4.9	2	0	0	0	0	2	5.0	
TULSA	01/19/	24	3-3	1.00	0-0	.00	1-1	1.00	0	10	10	5.2	2	0	0	1	0	7	5.1	
at Tulane	01/23/	13	2-4	.50	0-0	.00	0-0	.00	1	1	2	5.0	2	0	0	0	0	4	5.1	
at Memphis	01/27/	17	1-4	.25	0-0	.00	1-2	.50	5	4	9	5.2	1	0	2	3	0	3	4.9	
Totals		1	343	37.72	.51	0-1	.00	20.35	.57	27	72	99	5.2	29	8	10	22	8	94	4.9

Games played: 19  
Minutes/game: 18.1  
Points/game: 4.9  
FG Pct: 51.4  
3FG Pct: 0.0  
FT Pct: 57.1

Rebounds/game: 5.2  
Assists/game: 0.4  
Turnovers/game: 0.5  
Assist/turnover ratio: 0.8  
Steals/game: 0.4  
Blocks/game: 1.2

## MISCELLANEOUS GAME STATS

Led team in scoring	1
Led team in rebounds	14
Led team in assists	1
Double Figure Points	9
Double Figure Rebounds	4
Double-Doubles	2
20-Point Games	--
30-Point Games	--
3+ Three Pointers	--
5+ Assists	--
3+ Steals	1
3+ Blocks	8



# TACKO FALL

7-6 | 310 | senior | center  
dakar, senegal | liberty christian prep



## KNIGHT NOTES

### 2018-19

- With 249 career blocks, he is the all-time leader at UCF in blocked shots.
- Leads The American with a 74.8 field goal percentage and would lead the nation if he qualified due to NCAA minimum field goals made
- Also leads The American and ranks seventh in the nation with 2.84 blocked shots per game
- Now has 771 career rebounds and is fourth all-time in UCF history.
- Ranks sixth in the league with 7.1 rebounds per game
- Has had four or more blocks seven times this season
- In four seasons has scored 979 points, needing 21 to reach 1,000 career points at UCF
- The Knights are 11-0 when Fall scores in double figures this season
- Tulane 1/23: Recorded double figure rebounds for the fourth time with 10 boards and 3 blocks
- Temple 1/2: Second straight double-double and third of the year with 16 points and 11 boards
- Illinois St 12/21: Recorded second double-double of the season with 11 points and 12 boards
- Ga. Southern 12/11: Scored 14 points to with four blocked shots
- NKU 11/24: Had a season high 20 points to go with nine rebounds
- Named to Myrtle Beach Invitational All-Tournament Team
- Saint Joe's 11/16: Scored 12 points on 6-of-8 shooting with nine rebounds and four blocks
- Fullerton 11/15: Scored 12 points and had 10 rebounds for first double-double of the season
- Named Preseason Second Team All-Conference by The American
- Also named to the Kareem Abdul-Jabbar Award Preseason Watch List

### 2017-18

- Shot .736 from the field (343-466), setting a new UCF single-season record.
- Played in 16 games, starting 15 and missing 16 contests due to injury.
- Was third on the team with 11.3 points per game and second with 7.3 rebounds per outing.
- Also second on the team with 31 blocked shots.
- Twice named to The American's Weekly Honor Roll.

### 2018-19 HIGHS

Points	20	NKU (11/24/18)
Rebounds	12	Illinois St (12/21/18)
Assists	2	3x, last Temple (1/2/19)
Steals	1	5x, last at Tulane (1/23/19)
Blocks	6	at Missouri (12/2/18)
FG made	7	2x, last Temple (1/2/19)
FG attempts	9	Temple (1/2/19)
3FG made	--	--
3FG attempts	--	--
FT made	6	NKU (11/24/18)
FT attempts	15	NKU (11/24/18)

### CAREER HIGHS

Points	31	Miami (OH) (12/18/16)
Rebounds	17	Penn (12/12/16)
Assists	3	Md. ES (12/10/16)
Steals	2	Penn (12/12/16)
Blocks	6	3x, last at Missouri (12/2/18)
FG made	13	vs. Miss State (11/17/16)
FG attempts	17	vs. Miss State (11/17/16)
3FG made	-	--
3FG attempts	1	ECU (1/3/17)
FT made	9	Miami (OH) (12/18/16)
FT attempts	15	NKU (11/24/18)

### MISCELLANEOUS GAME STATS

Led team in scoring	18
Led team in rebounds	46
Led team in assists	--
Double Figure Points	49
Double Figure Rebounds	28
Double-Doubles	21
20-Point Games	6
30-Point Games	1
3+ Three Pointers	--
5+ Assists	--
3+ Steals	--
3+ Blocks	44

## GAME-BY-GAME

Opponent	Date	gs	min	Total		3-Pointers		Free throws		Rebounds				pf	a	t/o	b/k	stl	pts	avg	
				fg/fga	pc1	3fg/fga	pc1	ft/fta	pc1	off	def	tot	ava								
RIDER	11/06/	*	17	2-2	1.00	0-0	0.00	0-2	.00	0	6	6	6.0	4	0	1	5	0	4	4.0	
FLA. ATLANTIC	11/11/	*	23	4-4	1.00	0-0	.00	1-4	.25	1	6	7	6.5	3	1	3	0	0	9	6.5	
vs Cal St. Fullerton	11/15/	*	20	5-7	.71	0-0	.00	2-4	.50	2	8	10	7.7	4	2	1	3	0	12	8.3	
vs Saint Joseph's	11/16/	*	21	6-8	.75	0-0	.00	0-0	.00	3	6	9	8.0	1	1	3	4	1	12	9.3	
vs Western Ky.	11/18/	*	25	6-8	.75	0-0	.00	1-9	.11	2	4	6	7.6	3	2	2	2	0	13	10.0	
NORTHERN KY.	11/24/	*	23	7-8	.87	0-0	.00	6-15	.40	3	6	9	7.8	3	0	1	1	0	20	11.7	
ALABAMA	11/29/	*	19	5-8	.62	0-0	.00	0-3	.00	2	0	2	7.0	4	0	2	4	0	10	11.4	
at Mizou	12/02/	*	37	3-3	1.00	0-0	.00	0-3	.00	2	2	4	6.6	2	0	3	6	0	6	10.8	
GRAMBLING	12/08/	*	24	3-5	.60	0-0	.00	1-6	.16	0	8	8	6.8	2	0	2	5	0	7	10.3	
GA. SOUTHERN	12/11/	*	27	6-7	.85	0-0	.00	2-3	.66	3	1	4	6.5	3	0	2	4	0	14	10.7	
STETSON	12/16/	*	23	4-5	.80	0-0	.00	2-6	.33	2	4	6	6.5	1	0	0	5	0	10	10.6	
ILLINOIS ST.	12/21/	*	27	5-5	1.00	0-0	.00	1-4	.25	5	7	12	6.9	2	0	1	1	1	11	10.7	
TEMPLE	01/02/	*	31	7-9	.77	0-0	.00	2-6	.33	6	5	11	7.2	3	2	1	3	0	16	11.1	
at UConn	01/05/	*	28	1-1	1.00	0-0	.00	1-3	.33	0	5	5	7.1	4	1	4	2	1	3	10.5	
EAST CAROLINA	01/13/	*	30	4-5	.80	0-0	.00	2-10	.20	4	3	7	7.1	2	0	1	2	0	10	10.5	
at Wichita St.	01/16/	*	32	2-4	.50	0-0	.00	2-4	.50	2	5	7	7.1	0	0	0	2	1	6	10.2	
TULSA	01/19/	*	16	5-8	.62	0-0	.00	2-6	.33	4	2	6	7.0	5	0	1	0	0	12	10.3	
at Tulane	01/23/	*	20	2-6	.33	0-0	.00	0-2	.00	3	7	10	7.2	4	0	4	3	1	4	9.9	
at Memphis	01/27/	*	19	3-4	.75	0-0	.00	1-4	.25	2	4	6	7.1	3	1	3	2	0	7	9.8	
Totals			19	462	80-107	.74	0-0	.00	26-94	.27	46	89	135	7.1	53	10	35	54	5	186	9.8

Games played: 19  
 Minutes/game: 24.3  
 Points/game: 9.8  
 FG Pct: 74.8  
 FT Pct: 27.7

Rebounds/game: 7.1  
 Assists/game: 0.5  
 Turnovers/game: 1.8  
 Assist/turnover ratio: 0.3  
 Steals/game: 0.3  
 Blocks/game: 2.8



# COLLIN SMITH

6-11 | 245 | r-sophomore | forward  
jacksonville, fla. | the bolles school



## KNIGHT NOTES

### 2018-19

- Fourth on the team with 8.1 points per game
- Has scored in double figures in five of the last eight games, averaging 9.8 ppg during that span
- Also third on the team with 5.3 rebounds per game
- After starting the year 13-of-30, has shot 78.1 percent from the free throw line since Dec. 2
- Tulane 1/23: Totaled 11 points with four boards, one block and a steal
- Tulsa 1/19: Scored 13 points and went 7-of-8 from the free throw line with three assists
- ECU 1/13: Finished with 12 points and tied for the team-lead with eight rebounds
- Temple 1/2: Scored 12 points with four rebounds and two steals in conference opener
- Illinois St 12/21: Came off the bench to score in double figures for the fifth time this season
- Ga. Southern 12/11: Had second double-double of the season with 11 points and 10 boards
- Missouri 12/2: Scored 11 points with four rebounds
- NKU 11/24: Had seven points and tied for the team lead with nine rebounds
- Rider 11/6: Recorded second career double-double with 14 points and a career high 13 rebounds

### 2017-18

- Sat out due to NCAA transfer rules

### 2016-17 at GW

- Started 17 of 34 games as a freshman at George Washington
- Ranked third on the team in rebounds with 4.4 per game
- Was second on the team in blocked shots with 29
- Scored in double figures in six games
- Recorded first career double-double with 12 points and a career-high 11 rebounds against Saint Joseph's (12/30)
- Scored career-high of 22 points on 8-of-13 shooting against South Florida (12/3)
- Also hit the game-winning three-pointer with 3.5 seconds left against the Bulls

### 2018-19 HIGHS

Points	14	Rider (11/6/18)
Rebounds	13	Rider (11/6/18)
Assists	3	6x, last Tulsa (1/19/19)
Steals	3	at Memphis (1/27/19)
Blocks	1	5x, last at Tulane (1/23/19)
FG made	5	3x, last ECU (1/13/19)
FG attempts	11	vs. Fullerton (11/15/18)
3FG made	2	2x, last ECU (1/13/19)
3FG attempts	4	Ga. Southern (12/11/18)
FT made	7	Tulsa (1/19/19)
FT attempts	15	Rider (11/6/18)

### CAREER HIGHS

Points	22	USF (12/3/16)
Rebounds	13	Rider (11/6/18)
Assists	3	6x, last Tulsa (1/19/19)
Steals	4	USF (12/3/16)
Blocks	4	Penn State (11/26/16)
FG made	8	USF (12/3/16)
FG attempts	13	USF (12/3/16)
3FG made	2	4x, last ECU (1/13/19)
3FG attempts	4	Ga. Southern (12/11/18)
FT made	7	Tulsa (1/19/19)
FT attempts	15	Rider (11/6/18)

### MISCELLANEOUS GAME STATS

Led team in scoring	1
Led team in rebounds	8
Led team in assists	--
Double Figure Points	15
Double Figure Rebounds	4
Double-Doubles	3
20-Point Games	1
30-Point Games	--
3+ Three Pointers	--
5+ Assists	--
3+ Steals	2
3+ Blocks	4

## GAME-BY-GAME

Opponent	Date	qs	min	Total		3-Pointers		Free throws		Rebounds					pts	avg					
				fg-fga	pct	3fg-fga	pct	ft-fa	pct	off	def	tot	avg	pf			a	t/o	blk	stl	
RIDER	11/06/	*	30	4-10	.40	0-1	.00	6-15	.40	6	7	13	13.0	3	3	1	1	0	14	14.0	
FLA. ATLANTIC	11/11/	*	21	2-5	.40	0-1	.00	0-2	.00	1	1	2	7.5	5	3	0	0	4	9.0		
vs Cal St. Fullerton	11/15/	*	27	4-11	.36	0-2	.00	4-7	.57	2	3	5	6.7	4	1	4	0	0	12	10.0	
vs Saint Joseph's	11/16/	*	15	1-3	.33	0-0	.00	0-0	.00	1	2	3	5.8	2	1	2	0	1	2	8.0	
vs Western Ky.	11/18/	*	17	1-3	.33	0-0	.00	0-0	.00	2	6	8	6.2	4	0	2	0	0	2	6.8	
NORTHERN KY.	11/24/	*	23	2-6	.33	1-1	1.00	2-4	.50	2	7	9	6.7	3	2	2	0	0	7	6.8	
ALABAMA	11/29/	*	19	0-2	.00	0-1	.00	1-2	.50	0	6	6	6.6	2	1	1	0	0	1	6.0	
at Mizou	12/02/	*	28	4-7	.57	0-1	.00	3-3	1.00	1	3	4	6.3	3	0	1	0	1	11	6.6	
GRAMBLING	12/08/	*	23	1-3	.33	0-0	.00	2-2	1.00	0	4	4	6.0	3	3	1	0	0	4	6.3	
GA. SOUTHERN	12/11/	*	19	4-8	.50	2-4	.50	1-3	.33	2	8	10	6.4	4	3	1	1	0	11	6.8	
STETSON	12/16/	*	19	2-3	.66	0-0	.00	4-4	1.00	0	3	3	6.1	3	3	2	0	0	8	6.9	
ILLINOIS ST.	12/21/	*	23	5-10	.50	0-1	.00	2-3	.66	2	2	4	5.9	3	0	3	1	1	12	7.3	
TEMPLE	01/02/	*	24	5-8	.62	0-1	.00	2-2	1.00	0	4	4	5.8	3	1	1	0	2	12	7.7	
at UConn	01/05/	*	18	1-2	.50	0-1	.00	1-1	1.00	0	2	2	5.5	2	1	2	0	1	3	7.4	
EAST CAROLINA	01/13/	*	21	5-7	.71	2-3	.66	0-0	.00	1	7	8	5.7	5	1	2	0	1	12	7.7	
at Wichita St.	01/16/	*	20	3-8	.37	1-3	.33	0-0	.00	2	3	5	5.6	4	2	1	1	0	7	7.6	
TULSA	01/19/	*	26	3-9	.33	0-2	.00	7-8	.87	1	3	4	5.5	1	3	3	0	1	13	7.9	
at Tulane	01/23/	*	27	4-9	.44	0-2	.00	3-6	.50	1	3	4	5.4	3	0	0	1	1	11	8.1	
at Memphis	01/27/	*	25	4-8	.50	0-1	.00	0-0	.00	2	1	3	5.3	3	2	2	0	3	8	8.1	
Totals			18	425	55-122	.45	6-25	.24	38-62	.61	26	75	101	5.3	60	30	34	5	12	154	8.1

Games played: 19  
 Minutes/game: 22.4  
 Points/game: 8.1  
 FG Pct: 45.1  
 3FG Pct: 24.0  
 FT Pct: 61.3

Rebounds/game: 5.3  
 Assists/game: 1.6  
 Turnovers/game: 1.8  
 Assist/turnover ratio: 0.9  
 Steals/game: 0.6  
 Blocks/game: 0.3





**OVERALL STATISTICS**

**Orlando's Hometown Team Statistics  
UCF Combined Team Statistics (as of Jan 27, 2019)  
All games**

RECORD:	OVERALL	HOME	AWAY	NEUTRAL
ALL GAMES	15-4	10-1	2-3	3-0
CONFERENCE	5-2	3-0	2-2	0-0
NON-CONFERENCE	10-2	7-1	0-1	3-0

#	Player	gp-gs	min	avg	Total		3-Point		F-Throw		Rebounds				pf	dq	a	to	blk	stl	pts	avg			
					fg-fga	fg%	3fg-fga	3fg%	ft-fa	ft%	off	def	tot	avg											
01	Taylor,B.J.	19-19	637	33.5	85-215	.39	35-97	.36	112-148	.75	8	32	40	2.1	29	0	54	35	0	18	317	16.7			
15	Dawkins,Aubrey	19-19	621	32.7	104-228	.45	37-107	.34	48-58	.82	18	84	102	5.4	48	0	27	31	6	19	293	15.4			
24	Fall,Tacko	19-19	462	24.3	80-107	.74	0-0	.00	26-94	.27	46	89	135	7.1	53	1	10	35	54	5	186	9.8			
35	Smith,Collin	19-18	425	22.4	55-122	.45	6-25	.24	38-62	.61	26	75	101	5.3	60	2	30	34	5	12	154	8.1			
02	Allen,Terrell	19-19	578	30.4	48-98	.49	19-37	.51	30-45	.66	4	58	62	3.3	42	0	82	25	0	26	145	7.6			
21	Brown,Chad	19-1	343	18.1	37-72	.51	0-1	.00	20-35	.57	27	72	99	5.2	29	1	8	10	22	8	94	4.9			
10	Griffin,Dayon	14-0	232	16.6	20-57	.35	12-43	.27	9-15	.60	5	19	24	1.7	13	0	14	10	2	13	61	4.4			
04	DeJesus,Ceasar	18-0	240	13.3	29-59	.49	5-16	.31	14-16	.87	4	14	18	1.0	16	0	18	16	2	7	77	4.3			
20	Bertz,Frank	19-0	207	10.9	20-58	.34	14-44	.31	4-5	.80	10	21	31	1.6	17	0	9	8	1	12	58	3.1			
12	Grant,Xavier	5-0	10	2.0	1-2	.50	1-2	.50	2-2	1.000	0	2	2	0.4	0	0	0	2	0	0	5	1.0			
22	McSpadden,Chanc	7-0	49	7.0	2-7	.28	1-4	.25	1-6	.16	3	10	13	1.9	5	0	3	3	0	1	6	0.9			
25	Anders,Ryan	5-0	10	2.0	1-4	.25	0-2	.00	0-0	.00	0	2	2	0.4	1	0	0	0	0	0	2	0.4			
13	Renaud,Levy	5-0	10	2.0	0-3	.00	0-0	.00	0-0	.00	0	0	0	0.0	2	0	0	1	0	0	0	0.0			
Team											42	43	85												8
Total.....		19	3824		482-1032	.46	130-378	.34	304-486	.62	193	521	714	37.6	315	4	255	218	92	121	139	73.6			
Opponents.....		19	3821		439-1125	.39	132-411	.32	201-316	.63	223	454	677	35.6	424	-	241	249	53	106	121	63.7			

TEAM STATISTICS	UCF	OPP	Date	Opponent	Score	Att.
SCORING	1398	1211	11/06/18	RIDER	w 84-70	4870
Points per game	73.6	63.7	11/11/18	FLA. ATLANTIC	L 79-80	4304
Scoring margin	+9.8	-	11/15/18	vs Cal St. Fullerton	w 68-52	1317
FIELD GOALS-ATT	482-1032	439-1125	11/16/18	vs Saint Joseph's	w 77-57	1050
Field goal pct	.467	.390	11/18/18	vs Western Ky.	w 78-62	3018
3 POINT FG-ATT	130-378	132-411	11/24/18	NORTHERN KY.	w 66-53	3374
3-point FG pct	.344	.321	11/29/18	ALABAMA	w 70-64	4449
3-pt FG made per gam	6.8	6.9	12/02/18	at Mizzou	Lot 62-64	10067
FREE THROWS-ATT	304-486	201-316	12/08/18	GRAMBLING	w 70-45	3798
Free throw pct	.626	.636	12/11/18	GA. SOUTHERN	w 95-88	3632
F-Throws made per ga	16.0	10.6	12/16/18	STETSON	w 90-65	3660
REBOUNDS	714	677	12/21/18	ILLINOIS ST.	w 77-56	3885
Rebounds per game	37.6	35.6	* 01/02/19	TEMPLE	w 78-73	3884
Rebounding margin	+1.9	-	* 01/05/19	at UConn	w 65-53	10541
ASSISTS	255	241	* 01/13/19	EAST CAROLINA	w 76-65	4692
Assists per game	13.4	12.7	* 01/16/19	at Wichita St.	L 67-75	0
TURNOVERS	218	249	* 01/19/19	TULSA	w 64-62	4155
Turnovers per game	11.5	13.1	* 01/23/19	at Tulane	w 75-50	1308
Turnover margin	+1.6	-	* 01/27/19	at Memphis	L 57-77	17046
Assist/turnover ratio	1.2	1.0				
STEALS	121	106	* = Conference game			
Steals per game	6.4	5.6				
BLOCKS	92	53				
Blocks per game	4.8	2.8				
ATTENDANCE	44703	44347				
Home games-Avg/Gam	11-4064	5-7792				
Neutral site-Avg/Game	-	3-1795				

Score by Periods	1st	2nd	OT	Totals
UCF	658	735	5	1398



**CONFERENCE STATISTICS**

**Orlando's Hometown Team Statistics  
UCF Combined Team Statistics (as of Jan 27, 2019)  
Conference games**

<b>RECORD:</b>	<b>OVERALL</b>	<b>HOME</b>	<b>AWAY</b>	<b>NEUTRAL</b>
ALL GAMES	5-2	3-0	2-2	0-0
CONFERENCE	5-2	3-0	2-2	0-0
NON-CONFERENCE	0-0	0-0	0-0	0-0

##	Player	gp-gs	min	avg	Total			3-Point		F-Throw		Rebounds				pf	dq	a	to	blk	stl	pts	avg	
					fg-fga	fg%	3fg-fga	3fg%	ft-fta	ft%	off	def	tot	avg										
01	Taylor,B.J.	7-7	233	33.3	29-78	.37	11-36	.30	38-57	.66	2	8	10	1.4	13	0	21	18	0	7	107	15.3		
15	Dawkins,Aubrey	7-7	222	31.7	41-88	.46	12-38	.31	12-16	.75	5	25	30	4.3	21	0	12	10	1	6	106	15.1		
35	Smith,Collin	7-7	161	23.0	25-51	.49	3-13	.23	13-17	.76	7	23	30	4.3	21	1	10	11	2	9	66	9.4		
24	Fall,Tacko	7-7	176	25.1	24-37	.64	0-0	.00	10-35	.28	21	31	52	7.4	21	1	4	14	14	3	58	8.3		
02	Allen,Terrell	7-7	206	29.4	12-25	.48	5-10	.50	15-21	.71	1	21	22	3.1	14	0	26	11	0	13	44	6.3		
10	Griffin,Dayon	7-0	144	20.6	12-33	.36	8-26	.30	8-13	.61	4	13	17	2.4	9	0	7	8	1	11	40	5.7		
21	Brown,Chad	7-0	115	16.4	12-27	.44	0-0	.00	8-12	.66	11	25	36	5.1	11	0	0	2	5	3	32	4.6		
04	DeJesus,Ceasar	7-0	68	9.7	8-17	.47	1-4	.25	0-0	.00	0	0	0	0.0	6	0	3	7	1	3	17	2.4		
20	Bertz,Frank	7-0	64	9.1	3-13	.23	2-12	.16	0-0	.00	1	3	4	0.6	3	0	2	3	1	3	8	1.1		
25	Anders,Ryan	2-0	4	2.0	1-2	.50	0-1	.00	0-0	.00	0	1	1	0.5	1	0	0	0	0	0	2	1.0		
12	Grant,Xavier	2-0	4	2.0	0-1	.00	0-1	.00	2-2	1.000	0	1	1	0.5	0	0	0	2	0	0	2	1.0		
13	Renaud,Levy	2-0	3	1.5	0-1	.00	0-0	.00	0-0	.00	0	0	0	0.0	0	0	0	0	0	0	0	0.0		
Team											14	11	25											
Total.....		7	1400		167-373	.44	42-141	.29	106-173	.61	66	162	228	32.6	120	2	85	87	25	58	482	68.9		
Opponents.....		7	1400		159-388	.41	46-136	.33	91-121	.75	77	174	251	35.9	150	-	91	106	24	46	455	65.0		

TEAM STATISTICS	UCF	OPP	Date	Opponent	Score	Att.
SCORING	482	455	* 01/02/19	TEMPLE	w 78-73	3884
Points per game	68.9	65.0	* 01/05/19	at UConn	w 65-53	10541
Scoring margin	+3.9	-	* 01/13/19	EAST CAROLINA	w 76-65	4692
FIELD GOALS-ATT	167-373	159-388	* 01/16/19	at Wichita St.	L 67-75	0
Field goal pct	.448	.410	* 01/19/19	TULSA	w 64-62	4155
3 POINT FG-ATT	42-141	46-136	* 01/23/19	at Tulane	w 75-50	1308
3-point FG pct	.298	.338	* 01/27/19	at Memphis	L 57-77	17046
3-pt FG made per gam	6.0	6.6	* = Conference game			
FREE THROWS-ATT	106-173	91-121				
Free throw pct	.613	.752				
F-Throws made per ga	15.1	13.0				
REBOUNDS	228	251				
Rebounds per game	32.6	35.9				
Rebounding margin	-3.3	-				
ASSISTS	85	91				
Assists per game	12.1	13.0				
TURNOVERS	87	106				
Turnovers per game	12.4	15.1				
Turnover margin	+2.7	-				
Assist/turnover ratio	1.0	0.9				
STEALS	58	46				
Steals per game	8.3	6.6				
BLOCKS	25	24				
Blocks per game	3.6	3.4				
ATTENDANCE	12731	28895				
Home games-Avg/Gam	3-4244	4-7224				
Neutral site-Avg/Game	-	0-0				

Score by Periods	1st	2nd	Totals
UCF	229	253	482
Opponents	210	245	455



**GAME-BY-GAME STATISTICS**

**Orlando's Hometown Team Statistics  
UCF Team Game-by-Game (as of Jan 27, 2019)  
All games**

TEAM STATISTICS

Opponent	Date	Score	W/L	Total		3-Pointers		Free throws		Rebounds				pf	a	t/o	blk	stl	pts	avg
				fg-fga	pct	3fg-fga	pct	ft-fa	pct	off	def	tot	avg							
RIDER	11/06/	84-70	W	27-59	.45	5-22	.22	25-45	.55	12	35	47	47.0	22	14	11	10	5	84	84.0
FLA. ATLANTIC	11/11/	79-80	L	28-56	.50	6-20	.30	17-26	.65	12	26	38	42.5	19	14	13	2	5	79	81.5
vs Cal St. Fullerton	11/15/	68-52	W	26-60	.43	4-15	.26	12-19	.63	13	32	45	43.3	17	12	11	5	7	68	77.0
vs Saint Joseph's	11/16/	77-57	W	32-58	.55	10-21	.47	3-4	.75	11	29	40	42.5	13	14	13	4	8	77	77.0
vs Western Ky.	11/18/	78-62	W	28-55	.50	10-20	.50	12-24	.50	11	25	36	41.2	17	20	11	3	7	78	77.2
NORTHERN KY.	11/24/	66-53	W	22-50	.44	5-14	.35	17-36	.47	10	41	51	42.8	17	14	9	5	1	66	75.3
ALABAMA	11/29/	70-64	W	21-45	.46	5-15	.33	23-36	.63	4	25	29	40.9	14	12	9	6	5	70	74.6
at Mizzou	12/02/	62-64	Lot	19-40	.47	6-20	.30	18-23	.78	7	25	32	39.8	18	9	15	8	5	62	73.0
GRAMBLING	12/08/	70-45	W	20-49	.40	8-17	.47	22-31	.71	13	34	47	40.6	15	11	14	7	6	70	72.7
GA. SOUTHERN	12/11/	95-88	W	33-66	.50	12-27	.44	17-23	.73	12	27	39	40.4	14	18	11	5	1	95	74.9
STETSON	12/16/	90-65	W	29-62	.46	10-28	.35	22-31	.71	11	36	47	41.0	15	18	6	7	4	90	76.3
ILLINOIS ST.	12/21/	77-56	W	30-59	.50	7-18	.38	10-15	.66	11	24	35	40.5	14	14	8	5	9	77	76.3
TEMPLE	01/02/	78-73	W	29-48	.60	4-11	.36	16-28	.57	8	23	31	39.8	15	17	14	3	4	78	76.5
at UConn	01/05/	65-53	W	20-35	.57	5-11	.45	20-29	.69	0	23	23	38.6	12	11	16	3	12	65	75.6
EAST CAROLINA	01/13/	76-65	W	24-58	.41	6-25	.24	22-41	.53	16	29	45	39.0	19	13	11	3	11	76	75.7
at Wichita St.	01/16/	67-75	L	22-52	.42	9-20	.45	14-20	.70	6	16	22	37.9	19	10	8	3	5	67	75.1
TULSA	01/19/	64-62	W	19-51	.37	4-20	.20	22-31	.71	9	28	37	37.9	21	13	12	2	5	64	74.5
at Tulane	01/23/	75-50	W	31-71	.43	8-28	.28	5-10	.50	15	27	42	38.1	17	9	11	4	12	75	74.5
at Memphis	01/27/	57-77	L	22-58	.37	6-26	.23	7-14	.50	12	16	28	37.6	17	12	15	7	9	57	73.6
UCF		1398		482-1032	.467	130-378	.344	304-486	.626	193	521	714	37.6	315	255	218	92	121	1398	73.6
Opponents		1211		439-1125	.390	132-411	.321	201-316	.636	223	454	677	35.6	424	241	249	53	106	1211	63.7

Games played: 19  
Points/game: 73.6  
FG Pct: 46.7  
3FG Pct: 34.4  
FT Pct: 62.6

Rebounds/game: 37.6  
Assists/game: 13.4  
Turnovers/game: 11.5  
Assist/turnover ratio: 1.2  
Steals/game: 6.4  
Blocks/game: 4.8



**OPPONENT GAME-BY-GAME STATISTICS**

**Orlando's Hometown Team Statistics  
UCF Opponent Game-by-Game (as of Jan 27, 2019)  
All games**

OPPONENT STATISTICS

Opponent	Date	Score	Total		3-Pointers		Free throws		Rebounds				pf	a	t/o	blk	stl	pts	avg
			fg-fga	pct	3fg-fga	pct	ft-fa	pct	off	def	tot	avg							
RIDER	11/06/	84-70 W	27-69	.39	7-17	.41	9-24	.37	16	31	47	47.0	32	15	17	1	6	70	70.0
FLA. ATLANTIC	11/11/	79-80 L	28-67	.41	12-34	.35	12-18	.66	17	23	40	43.5	27	14	13	1	6	80	75.0
vs Cal St. Fullerton	11/15/	68-52 W	19-55	.34	4-17	.23	10-18	.55	8	25	33	40.0	20	12	12	4	6	52	67.3
vs Saint Joseph's	11/16/	77-57 W	21-55	.38	9-25	.36	6-13	.46	10	15	25	36.2	9	12	11	3	6	57	64.8
vs Western Ky.	11/18/	78-62 W	22-55	.40	4-12	.33	14-21	.66	11	23	34	35.8	24	15	15	4	7	62	64.2
NORTHERN KY.	11/24/	66-53 W	19-59	.32	8-31	.25	7-17	.41	7	28	35	35.7	28	14	6	3	2	53	62.3
ALABAMA	11/29/	70-64 W	25-66	.37	5-24	.20	9-14	.64	19	27	46	37.1	24	14	14	5	3	64	62.6
at Mizzou	12/02/	62-64 Lot	23-63	.36	12-29	.41	6-11	.54	17	16	33	36.6	21	7	10	0	6	64	62.8
GRAMBLING	12/08/	70-45 W	17-58	.29	3-16	.18	8-18	.44	12	21	33	36.2	27	6	12	3	5	45	60.8
GA. SOUTHERN	12/11/	95-88 W	37-68	.54	7-16	.43	7-12	.58	6	24	30	35.6	19	17	9	3	7	88	63.5
STETSON	12/16/	90-65 W	23-69	.33	7-26	.26	12-16	.75	12	25	37	35.7	24	10	8	1	6	65	63.6
ILLINOIS ST.	12/21/	77-56 W	19-53	.35	8-28	.28	10-13	.76	11	22	33	35.5	19	14	16	1	0	56	63.0
TEMPLE	01/02/	78-73 W	24-53	.45	13-27	.48	12-15	.80	7	16	23	34.5	21	19	14	3	12	73	63.8
at UConn	01/05/	65-53 W	19-59	.32	6-20	.30	9-11	.81	17	20	37	34.7	24	9	18	0	5	53	63.0
EAST CAROLINA	01/13/	76-65 W	23-58	.39	5-19	.26	14-24	.58	10	28	38	34.9	31	12	14	0	5	65	63.1
at Wichita St.	01/16/	67-75 L	27-52	.51	4-15	.26	17-18	.94	8	27	35	34.9	20	13	11	5	2	75	63.9
TULSA	01/19/	64-62 W	19-47	.40	7-19	.36	17-23	.73	4	30	34	34.9	29	13	13	3	8	62	63.8
at Tulane	01/23/	75-50 W	18-54	.33	3-12	.25	11-16	.68	10	28	38	35.1	10	9	19	7	7	50	63.0
at Memphis	01/27/	57-77 L	29-65	.44	8-24	.33	11-14	.78	21	25	46	35.6	15	16	17	6	7	77	63.7
Opponents		1211	439-1125	.390	132-411	.321	201-316	.636	223	454	677	35.6	424	241	249	53	106	1211	63.7
UCF		1398	482-1032	.467	130-378	.344	304-486	.626	193	521	714	37.6	315	255	218	92	121	1398	73.6

Games played: 19  
Points/game: 63.7  
FG Pct: 39.0  
3FG Pct: 32.1  
FT Pct: 63.6

Rebounds/game: 35.6  
Assists/game: 12.7  
Turnovers/game: 13.1  
Assist/turnover ratio: 1.0  
Steals/game: 5.6  
Blocks/game: 2.8





**CATEGORY LEADERS**

**Orlando's Hometown Team Statistics  
UCF Category Leaders (as of Jan 27, 2019)  
All games**

<b>Points</b>	<b>G</b>	<b>Pts</b>	<b>Pts/G</b>
Taylor,B.J.	19	317	16.7
Dawkins,Aubrey	19	293	15.4
Fall,Tacko	19	186	9.8
Smith,Collin	19	154	8.1
Allen,Terrell	19	145	7.6
Brown,Chad	19	94	4.9
DeJesus,Ceasar	18	77	4.3
Griffin,Dayon	14	61	4.4
Bertz,Frank	19	58	3.1
McSpadden,Chance	7	6	0.9
Grant,Xavier	5	5	1.0
Anders,Ryan	5	2	0.4

<b>Scoring Average</b>	<b>G</b>	<b>Pts</b>	<b>Avg/G</b>
Taylor,B.J.	19	317	16.7
Dawkins,Aubrey	19	293	15.4
Fall,Tacko	19	186	9.8
Smith,Collin	19	154	8.1
Allen,Terrell	19	145	7.6
Brown,Chad	19	94	4.9
Griffin,Dayon	14	61	4.4
DeJesus,Ceasar	18	77	4.3
Bertz,Frank	19	58	3.1
Grant,Xavier	5	5	1.0
McSpadden,Chance	7	6	0.9
Anders,Ryan	5	2	0.4

<b>FG Percentage</b>	<b>FG</b>	<b>Att</b>	<b>Pct</b>
Fall,Tacko	80	107	.748
Brown,Chad	37	72	.514
Grant,Xavier	1	2	.500
DeJesus,Ceasar	29	59	.492
Allen,Terrell	48	98	.490
Dawkins,Aubrey	104	228	.456
Smith,Collin	55	122	.451
Taylor,B.J.	85	215	.395
Griffin,Dayon	20	57	.351
Bertz,Frank	20	58	.345
McSpadden,Chance	2	7	.286
Anders,Ryan	1	4	.250

<b>Field Goal Attempts</b>	<b>G</b>	<b>Att</b>	<b>Att/G</b>
Dawkins,Aubrey	19	228	12.0
Taylor,B.J.	19	215	11.3
Smith,Collin	19	122	6.4
Fall,Tacko	19	107	5.6
Allen,Terrell	19	98	5.2

<b>Field Goals Made</b>	<b>G</b>	<b>Made</b>	<b>Made/G</b>
Dawkins,Aubrey	19	104	5.5
Taylor,B.J.	19	85	4.5
Fall,Tacko	19	80	4.2
Smith,Collin	19	55	2.9
Allen,Terrell	19	48	2.5

<b>3-Point Percentage</b>	<b>3FG</b>	<b>Att</b>	<b>Pct</b>
Allen,Terrell	19	37	.514
Grant,Xavier	1	2	.500
Taylor,B.J.	35	97	.361
Dawkins,Aubrey	37	107	.346
Bertz,Frank	14	44	.318
DeJesus,Ceasar	5	16	.313
Griffin,Dayon	12	43	.279
McSpadden,Chance	1	4	.250
Smith,Collin	6	25	.240
Anders,Ryan	0	2	.000
Brown,Chad	0	1	.000

<b>3-Point FG Attempts</b>	<b>G</b>	<b>Att</b>	<b>Att/G</b>
Dawkins,Aubrey	19	107	5.6
Taylor,B.J.	19	97	5.1
Bertz,Frank	19	44	2.3
Griffin,Dayon	14	43	3.1
Allen,Terrell	19	37	1.9

<b>3-Point FG Made</b>	<b>G</b>	<b>Made</b>	<b>Made/G</b>
Dawkins,Aubrey	19	37	1.9
Taylor,B.J.	19	35	1.8
Allen,Terrell	19	19	1.0
Bertz,Frank	19	14	0.7
Griffin,Dayon	14	12	0.9

<b>Free Throw Percent</b>	<b>FG</b>	<b>Att</b>	<b>Pct</b>
Grant,Xavier	2	2	1.000
DeJesus,Ceasar	14	16	.875
Dawkins,Aubrey	48	58	.828
Bertz,Frank	4	5	.800
Taylor,B.J.	112	148	.757
Allen,Terrell	30	45	.667
Smith,Collin	38	62	.613
Griffin,Dayon	9	15	.600
Brown,Chad	20	35	.571
Fall,Tacko	26	94	.277
McSpadden,Chance	1	6	.167

<b>Free Throw Attempts</b>	<b>G</b>	<b>Att</b>	<b>Att/G</b>
Taylor,B.J.	19	148	7.8
Fall,Tacko	19	94	4.9
Smith,Collin	19	62	3.3
Dawkins,Aubrey	19	58	3.1
Allen,Terrell	19	45	2.4

<b>Free Throws Made</b>	<b>G</b>	<b>Made</b>	<b>Made/G</b>
Taylor,B.J.	19	112	5.9
Dawkins,Aubrey	19	48	2.5
Smith,Collin	19	38	2.0
Allen,Terrell	19	30	1.6
Fall,Tacko	19	26	1.4



**CATEGORY LEADERS**

**Orlando's Hometown Team Statistics  
UCF Category Leaders (as of Jan 27, 2019)  
All games**

<b>Rebounds</b>	<b>G</b>	<b>Reb</b>	<b>Reb/G</b>
Fall, Tacko	19	135	7.1
Dawkins, Aubrey	19	102	5.4
Smith, Collin	19	101	5.3
Brown, Chad	19	99	5.2
Allen, Terrell	19	62	3.3

<b>Assists</b>	<b>G</b>	<b>No.</b>	<b>Ast/G</b>
Allen, Terrell	19	82	4.3
Taylor, B.J.	19	54	2.8
Smith, Collin	19	30	1.6
Dawkins, Aubrey	19	27	1.4
DeJesus, Ceasar	18	18	1.0

<b>Rebound Average</b>	<b>G</b>	<b>Reb</b>	<b>Avg/G</b>
Fall, Tacko	19	135	7.1
Dawkins, Aubrey	19	102	5.4
Smith, Collin	19	101	5.3
Brown, Chad	19	99	5.2
Allen, Terrell	19	62	3.3

<b>Steals</b>	<b>G</b>	<b>No.</b>	<b>Stl/G</b>
Allen, Terrell	19	26	1.4
Dawkins, Aubrey	19	19	1.0
Taylor, B.J.	19	18	0.9
Griffin, Dayon	14	13	0.9
Smith, Collin	19	12	0.6
Bertz, Frank	19	12	0.6

<b>Offensive Rebounds</b>	<b>G</b>	<b>No.</b>	<b>Avg/G</b>
Fall, Tacko	19	46	2.4
Brown, Chad	19	27	1.4
Smith, Collin	19	26	1.4
Dawkins, Aubrey	19	18	0.9
Bertz, Frank	19	10	0.5

<b>Blocked Shots</b>	<b>G</b>	<b>No.</b>	<b>Blk/G</b>
Fall, Tacko	19	54	2.8
Brown, Chad	19	22	1.2
Dawkins, Aubrey	19	6	0.3
Smith, Collin	19	5	0.3
Griffin, Dayon	14	2	0.1
DeJesus, Ceasar	18	2	0.1

<b>Defensive Rebounds</b>	<b>G</b>	<b>No.</b>	<b>Avg/G</b>
Fall, Tacko	19	89	4.7
Dawkins, Aubrey	19	84	4.4
Smith, Collin	19	75	3.9
Brown, Chad	19	72	3.8
Allen, Terrell	19	58	3.1

<b>Minutes</b>	<b>G</b>	<b>No.</b>	<b>Min/G</b>
Taylor, B.J.	19	637	33.5
Dawkins, Aubrey	19	621	32.7
Allen, Terrell	19	578	30.4
Fall, Tacko	19	462	24.3
Smith, Collin	19	425	22.4

<b>Fouls</b>	<b>G</b>	<b>No.</b>	<b>Per/G</b>
Smith, Collin	19	60	3.2
Fall, Tacko	19	53	2.8
Dawkins, Aubrey	19	48	2.5
Allen, Terrell	19	42	2.2
Brown, Chad	19	29	1.5
Taylor, B.J.	19	29	1.5

<b>Turnovers</b>	<b>G</b>	<b>No.</b>	<b>TO/G</b>
Fall, Tacko	19	35	1.8
Taylor, B.J.	19	35	1.8
Smith, Collin	19	34	1.8
Dawkins, Aubrey	19	31	1.6
Allen, Terrell	19	25	1.3

<b>Fouls</b>	<b>G</b>	<b>No.</b>
Smith, Collin	19	2
Brown, Chad	19	1
Fall, Tacko	19	1



**UCF TEAM HIGHS**

**Orlando's Hometown Team Statistics  
UCF Team High/Low Analysis (as of Jan 27, 2019)  
All games**

**UCF - TEAM GAME HIGHS**

POINTS	95	GA. SOUTHERN (12/11/18)
	90	STETSON (12/16/18)
	84	RIDER (11/06/18)
	79	FLA. ATLANTIC (11/11/18)
	78	TEMPLE (01/02/19)
	78	vs Western Ky. (11/18/18)
FIELD GOALS MADE	33	GA. SOUTHERN (12/11/18)
	32	vs Saint Joseph's (11/16/18)
FIELD GOAL ATTEMPTS	71	at Tulane (01/23/19)
	66	GA. SOUTHERN (12/11/18)
FIELD GOAL PERCENTAGE	.604 (29-48)	TEMPLE (01/02/19)
	.571 (20-35)	at UConn (01/05/19)
3 PT FIELD GOALS MADE	12	GA. SOUTHERN (12/11/18)
	10	STETSON (12/16/18)
	10	vs Western Ky. (11/18/18)
	10	vs Saint Joseph's (11/16/18)
3 PT FG ATTEMPTS	28	at Tulane (01/23/19)
	28	STETSON (12/16/18)
3 PT FG PERCENTAGE	.500 (10-20)	vs Western Ky. (11/18/18)
	.476 (10-21)	vs Saint Joseph's (11/16/18)
FREE THROWS MADE	25	RIDER (11/06/18)
	23	ALABAMA (11/29/18)
FREE THROW ATTEMPTS	45	RIDER (11/06/18)
	41	EAST CAROLINA (01/13/19)
FREE THROW PERCENTAGE	.783 (18-23)	at Mizzou (12/02/18)
	.750 (3-4)	vs Saint Joseph's (11/16/18)
REBOUNDS	51	NORTHERN KY. (11/24/18)
	47	STETSON (12/16/18)
	47	GRAMBLING (12/08/18)
	47	RIDER (11/06/18)
ASSISTS	20	vs Western Ky. (11/18/18)
	18	STETSON (12/16/18)
	18	GA. SOUTHERN (12/11/18)
STEALS	12	at Tulane (01/23/19)
	12	at UConn (01/05/19)
BLOCKED SHOTS	10	RIDER (11/06/18)
	8	at Mizzou (12/02/18)
TURNOVERS	16	at UConn (01/05/19)
	15	at Memphis (01/27/19)
	15	at Mizzou (12/02/18)
FOULS	22	RIDER (11/06/18)
	21	TULSA (01/19/19)



**OPPONENT TEAM HIGHS**

**Orlando's Hometown Team Statistics  
UCF High/Low Analysis (as of Jan 27, 2019)  
All games**

**Opponent - GAME HIGHS**

POINTS	88	GA. SOUTHERN (12/11/18)
	80	FLA. ATLANTIC (11/11/18)
	77	at Memphis (01/27/19)
	75	at Wichita St. (01/16/19)
	73	TEMPLE (01/02/19)
FIELD GOALS MADE	37	GA. SOUTHERN (12/11/18)
	29	at Memphis (01/27/19)
FIELD GOAL ATTEMPTS	69	STETSON (12/16/18)
	69	RIDER (11/06/18)
FIELD GOAL PERCENTAGE	.544 (37-68)	GA. SOUTHERN (12/11/18)
	.519 (27-52)	at Wichita St. (01/16/19)
3 PT FIELD GOALS MADE	13	TEMPLE (01/02/19)
	12	at Mizzou (12/02/18)
	12	FLA. ATLANTIC (11/11/18)
3 PT FG ATTEMPTS	34	FLA. ATLANTIC (11/11/18)
	31	NORTHERN KY. (11/24/18)
3 PT FG PERCENTAGE	.481 (13-27)	TEMPLE (01/02/19)
	.438 (7-16)	GA. SOUTHERN (12/11/18)
FREE THROWS MADE	17	TULSA (01/19/19)
	17	at Wichita St. (01/16/19)
FREE THROW ATTEMPTS	24	EAST CAROLINA (01/13/19)
	24	RIDER (11/06/18)
FREE THROW PERCENTAGE	.944 (17-18)	at Wichita St. (01/16/19)
	.818 (9-11)	at UConn (01/05/19)
REBOUNDS	47	RIDER (11/06/18)
	46	at Memphis (01/27/19)
	46	ALABAMA (11/29/18)
ASSISTS	19	TEMPLE (01/02/19)
	17	GA. SOUTHERN (12/11/18)
STEALS	12	TEMPLE (01/02/19)
	8	TULSA (01/19/19)
BLOCKED SHOTS	7	at Tulane (01/23/19)
	6	at Memphis (01/27/19)
TURNOVERS	19	at Tulane (01/23/19)
	18	at UConn (01/05/19)
FOULS	32	RIDER (11/06/18)
	31	EAST CAROLINA (01/13/19)





**UCF TEAM LOWS**

**Orlando's Hometown Team Statistics  
UCF High/Low Analysis (as of Jan 27, 2019)  
All games**

**UCF - GAME LOWS**

POINTS	57	at Memphis (01/27/19)
	62	at Mizzou (12/02/18)
	64	TULSA (01/19/19)
	65	at UConn (01/05/19)
	66	NORTHERN KY. (11/24/18)
FIELD GOALS MADE	19	at Mizzou (12/02/18)
	19	TULSA (01/19/19)
FIELD GOAL ATTEMPTS	35	at UConn (01/05/19)
	40	at Mizzou (12/02/18)
FIELD GOAL PERCENTAGE	.373 (19-51)	TULSA (01/19/19)
	.379 (22-58)	at Memphis (01/27/19)
3 PT FIELD GOALS MADE	4	vs Cal St. Fullerton (11/15/18)
	4	TEMPLE (01/02/19)
	4	TULSA (01/19/19)
3 PT FG ATTEMPTS	11	TEMPLE (01/02/19)
	11	at UConn (01/05/19)
3 PT FG PERCENTAGE	.200 (4-20)	TULSA (01/19/19)
	.227 (5-22)	RIDER (11/06/18)
FREE THROWS MADE	3	vs Saint Joseph's (11/16/18)
	5	at Tulane (01/23/19)
FREE THROW ATTEMPTS	4	vs Saint Joseph's (11/16/18)
	10	at Tulane (01/23/19)
FREE THROW PERCENTAGE	.472 (17-36)	NORTHERN KY. (11/24/18)
	.500 (5-10)	at Tulane (01/23/19)
	.500 (7-14)	at Memphis (01/27/19)
	.500 (12-24)	vs Western Ky. (11/18/18)
REBOUNDS	22	at Wichita St. (01/16/19)
	23	at UConn (01/05/19)
ASSISTS	9	at Mizzou (12/02/18)
	9	at Tulane (01/23/19)
STEALS	1	NORTHERN KY. (11/24/18)
	1	GA. SOUTHERN (12/11/18)
BLOCKED SHOTS	2	FLA. ATLANTIC (11/11/18)
	2	TULSA (01/19/19)
TURNOVERS	6	STETSON (12/16/18)
	8	ILLINOIS ST. (12/21/18)
	8	at Wichita St. (01/16/19)
FOULS	12	at UConn (01/05/19)
	13	vs Saint Joseph's (11/16/18)



**OPPONENT TEAM LOWS**

**Orlando's Hometown Team Statistics  
UCF High/Low Analysis (as of Jan 27, 2019)  
All games**

**Opponent - GAME LOWS**

POINTS	45	GRAMBLING (12/08/18)
	50	at Tulane (01/23/19)
	52	vs Cal St. Fullerton (11/15/18)
	53	NORTHERN KY. (11/24/18)
	53	at UConn (01/05/19)
FIELD GOALS MADE	17	GRAMBLING (12/08/18)
	18	at Tulane (01/23/19)
FIELD GOAL ATTEMPTS	47	TULSA (01/19/19)
	52	at Wichita St. (01/16/19)
FIELD GOAL PERCENTAGE	.293 (17-58)	GRAMBLING (12/08/18)
	.322 (19-59)	NORTHERN KY. (11/24/18)
	.322 (19-59)	at UConn (01/05/19)
3 PT FIELD GOALS MADE	3	GRAMBLING (12/08/18)
	3	at Tulane (01/23/19)
3 PT FG ATTEMPTS	12	vs Western Ky. (11/18/18)
	12	at Tulane (01/23/19)
3 PT FG PERCENTAGE	.188 (3-16)	GRAMBLING (12/08/18)
	.208 (5-24)	ALABAMA (11/29/18)
FREE THROWS MADE	6	vs Saint Joseph's (11/16/18)
	6	at Mizzou (12/02/18)
FREE THROW ATTEMPTS	11	at Mizzou (12/02/18)
	11	at UConn (01/05/19)
FREE THROW PERCENTAGE	.375 (9-24)	RIDER (11/06/18)
	.412 (7-17)	NORTHERN KY. (11/24/18)
REBOUNDS	23	TEMPLE (01/02/19)
	25	vs Saint Joseph's (11/16/18)
ASSISTS	6	GRAMBLING (12/08/18)
	7	at Mizzou (12/02/18)
STEALS	0	ILLINOIS ST. (12/21/18)
	2	NORTHERN KY. (11/24/18)
	2	at Wichita St. (01/16/19)
BLOCKED SHOTS	0	at Mizzou (12/02/18)
	0	at UConn (01/05/19)
	0	EAST CAROLINA (01/13/19)
TURNOVERS	6	NORTHERN KY. (11/24/18)
	8	STETSON (12/16/18)
FOULS	9	vs Saint Joseph's (11/16/18)
	10	at Tulane (01/23/19)



GAME 20 • UCF VS UCONN

Official Basketball Box Score -- Game Totals -- Final Statistics
Rider vs UCF
11/06/18 6:30 pm at Orlando, Fla. (CFE Arena)

Rider 70 • 0-1

Box score table for Rider vs UCF game. Columns include Player, FG-FGA, 3-Ptr, Rebounds, PF, TP, A TO Blk Stl, and Min. Totals: 27-69, 7-17, 9-24, 16 31 47, 32 70, 15 17 1 6, 199.

FG % 1st Half: 12-30 40.0% 2nd half: 15-39 38.5% Game: 27-69 39.1%
3FG % 1st Half: 5-9 55.6% 2nd half: 2-8 25.0% Game: 7-17 41.2%
FT % 1st Half: 5-11 45.5% 2nd half: 4-13 30.8% Game: 9-24 37.5%

UCF 84 • 1-0

Box score table for UCF vs Rider game. Columns include Player, FG-FGA, 3-Ptr, Rebounds, PF, TP, A TO Blk Stl, and Min. Totals: 27-59, 5-22, 25-45, 12 35 47, 22 84, 14 11 10 5, 200.

FG % 1st Half: 17-36 47.2% 2nd half: 10-23 43.5% Game: 27-59 45.8%
3FG % 1st Half: 4-13 30.8% 2nd half: 1-9 11.1% Game: 5-22 22.7%
FT % 1st Half: 5-15 33.3% 2nd half: 20-30 66.7% Game: 25-45 55.6%

Officials: Sean Casady, Bill Jacobson, Josue Nieves
Technical fouls: Rider-None. UCF-None.
Attendance: 4870

Score by periods table for Rider vs UCF. Shows 1st, 2nd, and Total scores for both teams.

Score tied - 1 time.
Lead changed - 1 time.

Official Basketball Box Score -- Game Totals -- Final Statistics
Fla. Atlantic vs UCF
11/11/18 3:00 pm at Orlando, Fla. (CFE ARENA)

Fla. Atlantic 80 • 2-0

Box score table for Fla. Atlantic vs UCF game. Columns include Player, FG-FGA, 3-Ptr, Rebounds, PF, TP, A TO Blk Stl, and Min. Totals: 28-67, 12-34, 12-18, 17 23 40, 27 80, 14 13 1 6, 197.

FG % 1st Half: 9-30 30.0% 2nd half: 19-37 51.4% Game: 28-67 41.8%
3FG % 1st Half: 5-18 27.8% 2nd half: 7-16 43.8% Game: 12-34 35.3%
FT % 1st Half: 8-11 72.7% 2nd half: 4-7 57.1% Game: 12-18 66.7%

UCF 79 • 1-1

Box score table for UCF vs Fla. Atlantic game. Columns include Player, FG-FGA, 3-Ptr, Rebounds, PF, TP, A TO Blk Stl, and Min. Totals: 28-56, 6-20, 17-26, 12 26 38, 19 79, 14 13 2 5, 199.

FG % 1st Half: 12-26 46.2% 2nd half: 16-30 53.3% Game: 28-56 50.0%
3FG % 1st Half: 2-10 20.0% 2nd half: 4-10 40.0% Game: 6-20 30.0%
FT % 1st Half: 11-16 68.8% 2nd half: 6-10 60.0% Game: 17-26 65.4%

Officials: Ron Groover, R.B. Clyburn, Rodrick Dixon
Technical fouls: Fla. Atlantic-None. UCF-None.
Attendance: 4304

Score by periods table for Fla. Atlantic vs UCF. Shows 1st, 2nd, and Total scores for both teams.

Score tied - 4 times.
Lead changed - 13 times.

Official Basketball Box Score -- Game Totals -- Final Statistics
UCF vs Cal St. Fullerton
11/15/18 1:30 pm at HTC Center (Conway, SC)

UCF 68 • 2-1

Box score table for UCF vs Cal St. Fullerton game. Columns include Player, FG-FGA, 3-Ptr, Rebounds, PF, TP, A TO Blk Stl, and Min. Totals: 26-60, 4-15, 12-19, 13 32 45, 17 68, 12 11 5 7, 200.

FG % 1st Half: 13-32 40.6% 2nd half: 13-28 46.4% Game: 26-60 43.3%
3FG % 1st Half: 3-9 33.3% 2nd half: 1-8 12.5% Game: 4-15 26.7%
FT % 1st Half: 3-6 50.0% 2nd half: 9-13 69.2% Game: 12-19 63.2%

Cal St. Fullerton 52 • 1-2

Box score table for Cal St. Fullerton vs UCF game. Columns include Player, FG-FGA, 3-Ptr, Rebounds, PF, TP, A TO Blk Stl, and Min. Totals: 19-55, 4-17, 10-18, 8 25 33, 20 52, 12 12 4 6, 200.

FG % 1st Half: 7-28 25.0% 2nd half: 12-27 44.4% Game: 19-55 34.5%
3FG % 1st Half: 2-9 22.2% 2nd half: 2-8 25.0% Game: 4-17 23.5%
FT % 1st Half: 6-12 50.0% 2nd half: 4-6 66.7% Game: 10-18 55.6%

Officials: Mike Eades, Bret Smith, Kevin Mathis
Technical fouls: UCF-None. Cal St. Fullerton-None.
Attendance: 1317
2018-19 Men's Basketball. Round: 0. Cal St. Fullerton vs UCF. Played at .

Score by periods table for Cal St. Fullerton vs UCF. Shows 1st, 2nd, and Total scores for both teams.

Score tied - 2 times.
Lead changed - 4 times.

Official Basketball Box Score -- Game Totals -- Final Statistics
Saint Joseph's vs UCF
11/16/18 1:30 pm at HTC Center (Conway, SC)

Saint Joseph's 57 • 3-0

Box score table for Saint Joseph's vs UCF game. Columns include Player, FG-FGA, 3-Ptr, Rebounds, PF, TP, A TO Blk Stl, and Min. Totals: 21-55, 9-25, 6-13, 10 15 25, 9 57, 12 11 3 6, 200.

FG % 1st Half: 11-30 36.7% 2nd half: 10-25 40.0% Game: 21-55 38.2%
3FG % 1st Half: 6-17 35.3% 2nd half: 1-8 12.5% Game: 9-25 36.0%
FT % 1st Half: 0-2 0.0% 2nd half: 6-11 54.5% Game: 6-13 46.2%

UCF 77 • 2-1

Box score table for UCF vs Saint Joseph's game. Columns include Player, FG-FGA, 3-Ptr, Rebounds, PF, TP, A TO Blk Stl, and Min. Totals: 32-58, 10-21, 3-4, 11 29 40, 13 77, 14 13 4 8, 200.

FG % 1st Half: 17-33 51.5% 2nd half: 15-25 60.0% Game: 32-58 55.2%
3FG % 1st Half: 6-17 35.3% 2nd half: 4-8 50.0% Game: 10-21 47.6%
FT % 1st Half: 0-0 0.0% 2nd half: 3-4 75.0% Game: 3-4 75.0%

Officials: Lee Cassell, Kelly Self, Mike Roberts
Technical fouls: Saint Joseph's-None. UCF-None.
Attendance: 1050
Myrtle Beach Invitational Game 6.

Score by periods table for UCF vs Saint Joseph's. Shows 1st, 2nd, and Total scores for both teams.

Score tied - 4 times.
Lead changed - 4 times.



# GAME 20 • UCF VS UCONN

Official Basketball Box Score -- Game Totals -- Final Statistics  
UCF vs Western Ky.  
11/18/18 6:30 pm at HTC Center (Conway, SC)

UCF 78 • 4-1

#	Player	Total			3-Ptr			Rebounds			PF	TP	A	TO	Blk	Stl	Min
		FG-FGA	FG-FGA	FT-FTA	FG-FGA	FG-FGA	FT-FTA	Off	Def	Tot							
35	Smith, Collin	f	1-3	0-0	0-0	2	6	8	4	2	0	2	0	0	0	17	
24	Fall, Tacko	c	6-8	0-0	1-9	2	4	6	3	13	2	2	2	0	1	25	
01	Taylor, B.J.	g	3-11	2-4	5-7	1	0	1	0	13	4	2	0	1	37		
02	Allen, Terrell	g	2-5	0-0	4-6	0	2	2	2	8	7	1	0	0	35		
15	Dawkins, Aubrey	g	8-13	5-9	0-0	0	4	4	3	21	4	0	0	0	38		
04	DeJesus, Ceasar	g	2-3	0-0	0-0	0	2	2	0	4	2	2	0	1	17		
20	Bertz, Frank	g	3-9	3-7	2-2	1	2	3	1	11	1	1	0	1	18		
21	Brown, Chad	g	3-3	0-0	0-0	1	4	5	4	6	0	1	1	0	13		
	Team					4	1	5									
	Totals		28-55	10-20	12-24	11	25	36	17	78	20	11	3	7	200		
	FG % 1st Half:	12-27	44.4%	2nd half:	16-28	57.1%	Game:		28-55	50.9%	Deadball Rebounds						
	3FG % 1st Half:	3-9	33.3%	2nd half:	7-11	63.6%	Game:		10-20	50.0%							
	FT % 1st Half:	1-6	16.7%	2nd half:	11-18	61.1%	Game:		12-24	50.0%							

Western Ky. 62 • 2-1

#	Player	Total			3-Ptr			Rebounds			PF	TP	A	TO	Blk	Stl	Min
		FG-FGA	FG-FGA	FT-FTA	FG-FGA	FG-FGA	FT-FTA	Off	Def	Tot							
02	SAVAGE, Jared	f	5-11	2-6	0-0	0	1	1	5	12	2	1	0	0	0	36	
13	MURRAY, Desean	f	0-1	0-0	4-4	2	1	3	3	4	1	2	0	1	1	16	
23	BASSEY, Charles	c	10-18	1-1	4-9	5	5	10	3	25	1	3	1	2	33		
04	ANDERSON, Josh	g	0-5	0-1	0-0	0	2	2	0	0	5	2	1	1	26		
11	HOLLINGSWORTH, T.	g	4-13	1-3	5-6	0	2	2	2	14	1	1	0	1	38		
00	SMITH, Tolu	g	0-0	0-0	0-0	0	2	2	0	0	0	0	0	0	7		
14	NELSON, Marek	g	1-3	0-0	1-2	1	0	1	1	3	0	1	1	1	15		
20	BANTON, Dalano	g	2-4	0-1	0-0	0	7	7	3	4	4	3	1	0	23		
21	OHMER, Jake	g	0-0	0-0	0-0	0	0	0	0	0	1	2	0	0	6		
	Team					3	3	6									
	Totals		22-55	4-12	14-21	11	23	34	24	62	15	15	4	7	200		
	FG % 1st Half:	13-34	38.2%	2nd half:	9-21	42.9%	Game:		22-55	40.0%	Deadball Rebounds						
	3FG % 1st Half:	3-7	42.9%	2nd half:	1-5	20.0%	Game:		4-12	33.3%							
	FT % 1st Half:	3-6	50.0%	2nd half:	11-15	73.3%	Game:		14-21	66.7%							

Officials: Mike Eades, Mike Roberts, Gerry Pollard  
Technical fouls: UCF-Smith, Collin. Western Ky.-ANDERSON, Josh.  
Attendance: 3018  
Myrtle Beach Invitational Championship Game

Score by periods	1st	2nd	Total
UCF	28	50	78
Western Ky.	32	30	62

Official Basketball Box Score -- Game Totals -- Final Statistics  
Northern Ky. vs UCF  
11/24/18 6:00 pm at Orlando, Fla. (CFE Arena)

Northern Ky. 53 • 6-1

#	Player	Total			3-Ptr			Rebounds			PF	TP	A	TO	Blk	Stl	Min
		FG-FGA	FG-FGA	FT-FTA	FG-FGA	FG-FGA	FT-FTA	Off	Def	Tot							
32	Dantez Walton	f	4-7	2-4	1-2	1	4	5	5	11	1	2	0	0	28		
34	Drew McDonald	f	8-16	3-7	3-6	1	7	8	2	22	2	1	1	0	36		
02	Paul Djoko	g	0-3	0-2	0-0	0	1	1	0	0	2	0	1	1	28		
05	Zaynah Robinson	g	1-12	0-4	0-0	0	3	3	4	2	4	1	0	1	36		
15	Tyler Sharpe	g	4-12	3-8	2-4	0	5	5	4	13	3	0	0	0	30		
00	Silas Adheke	g	0-0	0-0	0-0	0	0	0	3	0	1	1	0	0	4		
04	Adrian Nelson	g	0-0	0-0	0-0	1	1	0	0	0	1	0	0	0	3		
12	Trevon Faulkner	g	1-5	0-3	1-3	3	2	5	3	3	0	0	0	0	18		
25	Bryant Mocabay	g	0-3	0-3	0-0	0	0	0	1	0	0	0	0	0	9		
33	Chris Vogt	g	1-1	0-0	0-2	0	2	2	5	2	0	0	1	0	8		
	Team					1	4	5									
	Totals		19-59	8-31	7-17	7	28	35	28	53	14	6	3	2	200		
	FG % 1st Half:	11-29	37.9%	2nd half:	8-30	26.7%	Game:		19-59	32.2%	Deadball Rebounds						
	3FG % 1st Half:	6-16	37.5%	2nd half:	2-15	13.3%	Game:		8-31	25.8%							
	FT % 1st Half:	4-10	40.0%	2nd half:	3-7	42.9%	Game:		7-17	41.2%							

UCF 66 • 5-1

#	Player	Total			3-Ptr			Rebounds			PF	TP	A	TO	Blk	Stl	Min
		FG-FGA	FG-FGA	FT-FTA	FG-FGA	FG-FGA	FT-FTA	Off	Def	Tot							
35	Smith, Collin	f	2-6	1-1	2-4	2	7	9	3	7	2	2	0	0	23		
24	Fall, Tacko	c	7-8	0-0	6-15	3	6	9	3	20	0	1	1	0	23		
01	Taylor, B.J.	g	1-8	1-4	7-11	0	5	5	1	10	3	1	0	1	34		
02	Allen, Terrell	g	2-6	0-0	1-4	1	3	4	4	5	5	0	0	0	26		
15	Dawkins, Aubrey	g	5-9	2-5	0-0	0	5	5	3	12	1	4	1	0	34		
10	Griffin, Dayon	g	2-4	0-1	0-0	0	1	1	0	4	2	0	0	0	13		
20	Bertz, Frank	g	1-4	1-3	0-1	2	2	4	0	3	0	0	0	0	14		
21	Brown, Chad	g	2-4	0-0	1-1	0	7	7	1	5	0	0	3	0	21		
22	McSpadden, Chance	g	0-1	0-0	0-0	1	3	4	2	0	1	0	0	0	12		
	Team					1	2	3									
	Totals		22-50	5-14	17-36	10	41	51	17	66	14	9	5	1	200		
	FG % 1st Half:	9-24	37.5%	2nd half:	13-26	50.0%	Game:		22-50	44.0%	Deadball Rebounds						
	3FG % 1st Half:	3-8	37.5%	2nd half:	2-6	33.3%	Game:		5-14	35.7%							
	FT % 1st Half:	13-22	59.1%	2nd half:	4-14	28.6%	Game:		17-36	47.2%							

Officials: Wesley Ford, Bill Jacobson, Doug Simmons  
Technical fouls: Northern Ky.-None. UCF-None.  
Attendance: 3374

Score by periods	1st	2nd	Total
Northern Ky.	32	21	53
UCF	34	32	66

Last FG - NKU 2nd-02:21, UCF 2nd-02:45.  
Largest lead - NKU by 1 1st-17:05, UCF by 19 2nd-10:16.  
NKU led for 00:59, UCF led for 36:28. Game was tied for 02:33.

Score tied - 3 times.  
Lead changed - 4 times.

Official Basketball Box Score -- Game Totals -- Final Statistics  
Alabama vs UCF  
11/29/18 7:00 pm at Orlando, Fla. (CFE Arena)

Alabama 64 • 5-2

#	Player	Total			3-Ptr			Rebounds			PF	TP	A	TO	Blk	Stl	Min
		FG-FGA	FG-FGA	FT-FTA	FG-FGA	FG-FGA	FT-FTA	Off	Def	Tot							
00	Donta Hall	f	5-10	0-0	1-2	6	3	9	4	11	0	3	2	0	0	27	
30	Galin Smith	f	0-1	0-0	1-2	0	1	1	3	1	0	1	1	0	10		
02	Kira Lewis Jr.	g	6-11	2-5	0-0	0	2	2	4	14	2	2	0	0	32		
10	Herbert Jones	g	3-9	0-1	1-2	2	4	6	3	7	1	3	0	0	28		
23	John Petty	g	2-10	1-7	0-0	4	4	8	1	5	1	3	0	1	31		
03	Alex Reese	g	5-14	2-7	2-2	2	1	3	2	14	2	1	0	0	28		
04	Daniel Giddens	g	0-3	0-0	1-2	1	0	1	1	1	1	0	0	0	4		
05	Avery Johnson Jr.	g	1-1	0-0	0-0	0	0	0	0	2	1	0	0	0	8		
12	Dazon Ingram	g	1-1	0-0	3-4	0	6	6	5	5	4	1	1	2	18		
34	Tevin Mack	g	2-6	0-4	0-0	1	2	3	1	4	2	0	1	0	14		
	Team					3	4	7									
	Totals		25-66	5-24	9-14	19	27	46	24	64	14	14	5	3	200		
	FG % 1st Half:	9-29	31.0%	2nd half:	16-37	43.2%	Game:		25-66	37.9%	Deadball Rebounds						
	3FG % 1st Half:	1-8	12.5%	2nd half:	4-16	25.0%	Game:		5-24	20.8%							
	FT % 1st Half:	6-10	60.0%	2nd half:	3-4	75.0%	Game:		9-14	64.3%							

UCF 70 • 6-1

#	Player	Total			3-Ptr			Rebounds			PF	TP	A	TO	Blk	Stl	Min
		FG-FGA	FG-FGA	FT-FTA	FG-FGA	FG-FGA	FT-FTA	Off	Def	Tot							
35	Smith, Collin	f	0-2	0-1	1-2	0	6	6	2	1	1	1	0	0	19		
24	Fall, Tacko	c	5-8	0-0	0-3	2	0	2	4	10	0	2	4	0	19		
01	Taylor, B.J.	g	6-11	3-5	9-11	0	0	0	2	24	2	3	0	1	37		
02	Allen, Terrell	g	2-4	0-0	1-2	0	4	4	4	5	4	2	0	0	34		
15	Dawkins, Aubrey	g	3-10	0-4	10-10	0	2	2	1	16	3						





GAME 20 • UCF VS UCONN

Official Basketball Box Score -- Game Totals -- Final Statistics
Grambling vs UCF
12/08/18 1:00 pm at Orlando, Fla. (CFE Arena)

Grambling 45 • 4-5

Table with columns: ## Player, Total FG-FGA, 3-Ptr FG-FGA, FT-FTA, Rebounds (Off, Def, Tot), PF, TP, A TO Blk, Stl, Min. Rows include Axel Mpooyo, Shaq Athie, Dallas Polk-Hillard, etc.

FG % 1st Half: 9-23 39.1% 2nd half: 8-35 22.9% Game: 17-58 29.3%
3FG % 1st Half: 3-8 37.5% 2nd half: 0-8 0.0% Game: 3-16 18.8%
FT % 1st Half: 2-4 50.0% 2nd half: 6-14 42.9% Game: 8-18 44.4%

UCF 70 • 7-2

Table with columns: ## Player, Total FG-FGA, 3-Ptr FG-FGA, FT-FTA, Rebounds (Off, Def, Tot), PF, TP, A TO Blk, Stl, Min. Rows include Smith, Collin, Fall, Tacko, Taylor, B.J., etc.

FG % 1st Half: 8-21 38.1% 2nd half: 12-28 42.9% Game: 20-49 40.8%
3FG % 1st Half: 4-7 57.1% 2nd half: 4-10 40.0% Game: 8-17 47.1%
FT % 1st Half: 10-16 62.5% 2nd half: 12-15 80.0% Game: 22-31 71.0%

Officials: Sean Casady, Jason Baker, Zelton Steed
Technical fouls: Grambling-None. UCF-None.
Attendance: 3798

Score by periods table with columns: 1st, 2nd, Total. Rows for Grambling and UCF.

Last FG - GRAMMB, 1st-05:32, UCF 1st-07:36.
Largest lead - GRAMMB by 11 1st-12:04, UCF by 8 1st-05:40.
GRAMMB led for 00:23. UCF led for 18:38. Game was tied for 00:59.

Score tied - 2 times.
Lead changed - 2 times.

Official Basketball Box Score -- Game Totals -- Final Statistics
Ga. Southern vs UCF
12/11/18 7:00 pm at Orlando, Fla. (CFE Arena)

Ga. Southern 88 • 6-3

Table with columns: ## Player, Total FG-FGA, 3-Ptr FG-FGA, FT-FTA, Rebounds (Off, Def, Tot), PF, TP, A TO Blk, Stl, Min. Rows include Montae Glenn, Isaiah Crawley, Ike Smith, etc.

FG % 1st Half: 13-31 41.9% 2nd half: 24-37 64.9% Game: 37-68 54.4%
3FG % 1st Half: 2-7 28.6% 2nd half: 5-9 55.6% Game: 7-16 43.8%
FT % 1st Half: 3-6 50.0% 2nd half: 4-6 66.7% Game: 7-12 58.3%

UCF 95 • 8-2

Table with columns: ## Player, Total FG-FGA, 3-Ptr FG-FGA, FT-FTA, Rebounds (Off, Def, Tot), PF, TP, A TO Blk, Stl, Min. Rows include Smith, Collin, Fall, Tacko, Taylor, B.J., etc.

FG % 1st Half: 16-37 43.2% 2nd half: 17-29 58.6% Game: 33-66 50.0%
3FG % 1st Half: 5-17 29.4% 2nd half: 7-10 70.0% Game: 12-27 44.4%
FT % 1st Half: 5-7 71.4% 2nd half: 12-16 75.0% Game: 17-23 73.9%

Officials: Josue Nieves, Brian Shey, Patrick Evans
Technical fouls: Ga. Southern-None. UCF-None.
Attendance: 3632

Score by periods table with columns: 1st, 2nd, Total. Rows for Ga. Southern and UCF.

Last FG - GS 2nd-00:18, UCF 2nd-01:31.
Largest lead - GS by 5 2nd-08:36, UCF by 17 1st-02:09.
GS led for 06:11. UCF led for 30:41. Game was tied for 03:08.

Score tied - 5 times.
Lead changed - 7 times.

Official Basketball Box Score -- Game Totals -- Final Statistics
Stetson vs UCF
12/16/18 1:00 pm at Orlando, Fla. (CFE Arena)

Stetson 65 • 2-10

Table with columns: ## Player, Total FG-FGA, 3-Ptr FG-FGA, FT-FTA, Rebounds (Off, Def, Tot), PF, TP, A TO Blk, Stl, Min. Rows include Abayomi Iyiola, Christian Jones, Marques Summer, etc.

FG % 1st Half: 10-34 29.4% 2nd half: 13-35 37.1% Game: 23-69 33.3%
3FG % 1st Half: 3-14 21.4% 2nd half: 4-12 33.3% Game: 7-26 26.9%
FT % 1st Half: 3-4 75.0% 2nd half: 9-12 75.0% Game: 12-16 75.0%

UCF 90 • 9-2

Table with columns: ## Player, Total FG-FGA, 3-Ptr FG-FGA, FT-FTA, Rebounds (Off, Def, Tot), PF, TP, A TO Blk, Stl, Min. Rows include Smith, Collin, Fall, Tacko, Taylor, B.J., etc.

FG % 1st Half: 13-27 48.1% 2nd half: 16-35 45.7% Game: 29-62 46.8%
3FG % 1st Half: 4-11 36.4% 2nd half: 6-17 35.3% Game: 10-28 35.7%
FT % 1st Half: 14-16 87.5% 2nd half: 8-15 53.3% Game: 22-31 71.0%

Officials: Nathan Bemis, Jason Baker, Byron Jarrett
Technical fouls: Stetson-None. UCF-None.
Attendance: 3660

Score by periods table with columns: 1st, 2nd, Total. Rows for Stetson and UCF.

Last FG - STET 2nd-00:32, UCF 2nd-02:56.
Largest lead - STET None, UCF by 32 2nd-02:56.
STET led for 00:00. UCF led for 39:41. Game was tied for 00:19.

Score tied - 0 times.
Lead changed - 0 times.

Official Basketball Box Score -- Game Totals -- Final Statistics
Illinois St. vs UCF
12/21/18 7:00 pm at Orlando, Fla. (CFE Arena)

Illinois St. 56 • 7-6

Table with columns: ## Player, Total FG-FGA, 3-Ptr FG-FGA, FT-FTA, Rebounds (Off, Def, Tot), PF, TP, A TO Blk, Stl, Min. Rows include Phil Fayne, Mlik Yarbrough, Zach Copeland, etc.

FG % 1st Half: 7-24 29.2% 2nd half: 12-29 41.4% Game: 19-53 35.8%
3FG % 1st Half: 2-12 16.7% 2nd half: 6-16 37.5% Game: 8-28 28.6%
FT % 1st Half: 2-2 100.0 2nd half: 8-11 72.7% Game: 10-13 76.9%

UCF 77 • 10-2

Table with columns: ## Player, Total FG-FGA, 3-Ptr FG-FGA, FT-FTA, Rebounds (Off, Def, Tot), PF, TP, A TO Blk, Stl, Min. Rows include Brown, Chad, Fall, Tacko, Taylor, B.J., etc.

FG % 1st Half: 16-34 47.1% 2nd half: 14-25 56.0% Game: 30-59 50.8%
3FG % 1st Half: 3-11 27.3% 2nd half: 4-7 57.1% Game: 7-18 38.9%
FT % 1st Half: 8-10 80.0% 2nd half: 2-5 40.0% Game: 10-15 66.7%

Officials: Robert Felder, K.B. Burdett Jr., Kelly Self
Technical fouls: Illinois St.-None. UCF-None.
Attendance: 3885

Score by periods table with columns: 1st, 2nd, Total. Rows for Illinois St. and UCF.

Last FG - ILS 2nd-00:46, UCF 2nd-00:27.
Largest lead - ILS None, UCF by 29 2nd-14:40.
ILS led for 00:00. UCF led for 37:33. Game was tied for 01:59.

Score tied - 0 times.
Lead changed - 0 times.



GAME 20 • UCF VS UCONN

**Official Basketball Box Score -- Game Totals -- Final Statistics**  
**Temple vs UCF**  
**01/02/19 7:00 pm at Orlando, Fla. (CFE Arena)**

**Temple 73 • 10-3**

##	Player	Total	3-Ptr		Rebounds		PF	TP	A	TO	Blk	Stl	Min		
			FG-FGA	FG-FGA	FT-FTA	Off Def Tot									
01	Quinton Rose	f	7-13	3-5	0-0	0	4	4	2	17	4	4	0	38	
22	DeVondre Perry	f	2-2	1-1	0-0	0	0	0	4	5	2	3	1	27	
27	Ernest Afiaquai	c	1-3	0-0	0-0	1	3	4	2	2	0	2	1	32	
10	Shizz Alston, Jr.	g	4-15	4-12	6-6	1	2	3	4	18	3	2	0	37	
15	Nate Pierre-Louis	g	7-11	3-4	4-7	0	1	1	3	21	4	0	0	28	
00	Alani Moore II	g	1-4	1-2	0-0	1	0	1	3	3	4	1	0	16	
04	J.P. Moorman II	g	1-3	1-3	2-2	0	3	3	5	2	0	0	0	13	
21	Justyn Hamilton	g	1-2	0-0	0-0	1	2	3	0	2	0	0	1	9	
Team						3	1	4			2				
Totals			24-53	13-27	12-15	7	16	23	21	73	19	14	3	12	200

FG % 1st Half: 10-28 35.7% 2nd half: 14-25 56.0% Game: 24-53 45.3%  
 3FG % 1st Half: 6-13 46.2% 2nd half: 7-14 50.0% Game: 13-27 48.1%  
 FT % 1st Half: 2-2 100.0 2nd half: 10-13 76.9% Game: 12-15 80.0%  
 Deadball Rebounds 1

**UCF 78 • 11-2**

##	Player	Total	3-Ptr		Rebounds		PF	TP	A	TO	Blk	Stl	Min		
			FG-FGA	FG-FGA	FT-FTA	Off Def Tot									
35	Smith, Collin	f	5-8	0-1	2-2	0	4	4	3	12	1	1	0	24	
24	Fall, Tacko	c	7-9	0-0	2-6	6	5	11	3	16	2	1	3	31	
01	Taylor, B.J.	g	7-12	3-7	7-12	0	1	1	2	24	2	3	0	36	
02	Allen, Terrell	g	3-4	1-1	4-5	0	1	4	5	0	11	7	4	0	34
04	Dawkins, Aubrey	g	5-9	0-2	0-2	0	3	3	3	10	3	0	0	35	
05	DeJesus, Ceasar	g	0-0	0-0	0-0	0	0	0	1	0	1	3	0	14	
10	Griffin, Dayon	g	1-1	0-0	0-0	0	2	2	1	2	1	1	0	10	
20	Bertz, Frank	g	0-0	0-0	0-0	0	0	0	1	0	0	1	0	3	
21	Brown, Chad	g	1-5	0-0	1-1	0	2	2	1	3	0	0	0	13	
Team						1	2	3							
Totals			29-48	4-11	16-28	8	23	31	15	78	17	14	3	4	200

FG % 1st Half: 16-26 61.5% 2nd half: 13-22 59.1% Game: 29-48 60.4%  
 3FG % 1st Half: 2-6 33.3% 2nd half: 2-5 40.0% Game: 4-11 36.4%  
 FT % 1st Half: 3-6 50.0% 2nd half: 13-22 59.1% Game: 16-28 57.1%  
 Deadball Rebounds 7,1

Officials: Chuck Jones, Clarence Armstrong, Anthony Jordan  
 Technical fouls: Temple-None. UCF-None.  
 Attendance: 3884

Score by periods	1st	2nd	Total
Temple	28	45	73
UCF	37	41	78

Points	In Paint	Off T/O	2nd Chance	Fast Break	Bench
Points TEM	16	9	13	15	10
Points UCF	44	20	12	14	5

Last FG - TEM 2nd-00:09, UCF 2nd-02:21.  
 Largest lead - TEM by 3 1st-07:16, UCF by 13 2nd-08:41.  
 TEM led for 04:32. UCF led for 34:30. Game was tied for 00:26.

Score tied - 1 time.  
 Lead changed - 6 times.

**Official Basketball Box Score -- Game Totals -- Final Statistics**  
**East Carolina vs UCF**  
**01/13/19 4:00 pm at Orlando, Fla. (CFE Arena)**

**East Carolina 65 • 8-8; 1-3**

##	Player	Total	3-Ptr		Rebounds		PF	TP	A	TO	Blk	Stl	Min		
			FG-FGA	FG-FGA	FT-FTA	Off Def Tot									
01	Jayden Gardner	f	12-21	1-2	10-16	7	13	20	3	35	1	2	0	1	38
03	Seth LeDay	c	0-3	0-1	3-6	1	3	4	3	3	1	2	0	0	24
00	Isaac Fleming	g	2-4	0-1	0-0	0	1	1	5	4	4	4	0	2	25
02	K.J. Davis	g	1-8	1-5	0-0	0	4	4	4	3	1	1	0	0	25
05	Shawn Williams	g	4-12	3-8	1-1	0	1	1	5	12	2	2	0	1	31
55	Tyler Foster	g	2-5	0-1	0-1	0	2	2	4	4	1	0	0	1	32
10	Tae Hardy	g	0-0	0-0	0-0	0	0	0	1	0	1	0	0	0	5
32	Dimitri Spasojevic	g	2-4	0-0	0-0	0	3	3	3	4	0	2	0	0	13
41	Addison Hill	g	0-0	0-0	0-0	0	0	0	1	0	1	1	0	0	2
52	Justice Obasohan	g	0-1	0-1	0-0	0	0	0	2	0	0	0	0	0	5
Team						2	1	3							
Totals			23-58	5-19	14-24	10	28	38	31	65	12	14	0	5	200

FG % 1st Half: 10-28 35.7% 2nd half: 13-30 43.3% Game: 23-58 39.7%  
 3FG % 1st Half: 2-10 20.0% 2nd half: 3-9 33.3% Game: 5-19 26.3%  
 FT % 1st Half: 4-6 66.7% 2nd half: 10-18 55.6% Game: 14-24 58.3%  
 Deadball Rebounds 5,1

**UCF 76 • 13-2; 3-0**

##	Player	Total	3-Ptr		Rebounds		PF	TP	A	TO	Blk	Stl	Min		
			FG-FGA	FG-FGA	FT-FTA	Off Def Tot									
35	Smith, Collin	f	5-7	2-3	0-0	1	7	8	5	12	1	2	0	1	21
24	Fall, Tacko	c	4-5	0-0	2-10	4	3	7	2	10	0	1	2	0	30
01	Taylor, B.J.	g	2-12	0-6	10-12	1	1	2	4	14	6	2	0	3	33
02	Allen, Terrell	g	3-5	1-2	2-6	0	8	8	2	9	3	3	0	4	30
15	Dawkins, Aubrey	g	6-14	2-8	4-5	1	5	6	4	18	3	1	1	29	
04	DeJesus, Ceasar	g	0-1	0-0	0-0	0	0	0	0	0	0	1	0	0	5
10	Griffin, Dayon	g	1-5	1-4	1-2	2	1	3	0	4	0	0	0	0	16
20	Bertz, Frank	g	0-2	0-2	0-0	0	0	0	1	0	0	1	0	0	11
21	Brown, Chad	g	3-7	0-0	3-6	5	3	8	1	9	0	0	0	1	25
Team						2	1	3							
Totals			24-58	6-25	22-41	16	29	45	19	76	13	11	3	11	200

FG % 1st Half: 14-29 48.3% 2nd half: 10-29 34.5% Game: 24-58 41.4%  
 3FG % 1st Half: 3-13 23.1% 2nd half: 3-12 25.0% Game: 6-25 24.0%  
 FT % 1st Half: 7-15 46.7% 2nd half: 15-26 57.7% Game: 22-41 53.7%  
 Deadball Rebounds 8,1

Officials: Keith Kimble, Michael Roberts, Ted Valentine  
 Technical fouls: East Carolina-None. UCF-None.  
 Attendance: 4692

Score by periods	1st	2nd	Total
East Carolina	26	39	65
UCF	38	38	76

Points	In Paint	Off T/O	2nd Chance	Fast Break	Bench
Points ECU	22	14	9	12	8
Points UCF	24	12	17	24	13

Last FG - ECU 2nd-00:14, UCF 2nd-01:06.  
 Largest lead - ECU None, UCF by 21 2nd-16:26.  
 ECU led for 00:00. UCF led for 38:53. Game was tied for 00:44.

Score tied - 1 time.  
 Lead changed - 0 times.

**Official Basketball Box Score -- Game Totals -- Final Statistics**  
**UCF vs UConn**  
**01/05/19 12:00 pm at Storrs, Conn.**

**UCF 65 • 12-2**

##	Player	Total	3-Ptr		Rebounds		PF	TP	A	TO	Blk	Stl	Min		
			FG-FGA	FG-FGA	FT-FTA	Off Def Tot									
35	Smith, Collin	f	1-2	0-1	1-1	0	2	3	2	3	1	2	0	1	18
24	Fall, Tacko	c	1-1	0-0	1-3	0	5	5	4	3	1	4	2	1	28
01	Taylor, B.J.	g	2-7	1-2	7-12	0	2	2	1	12	3	5	0	1	38
02	Allen, Terrell	g	1-5	0-2	6-6	0	3	3	1	8	4	1	0	3	30
15	Dawkins, Aubrey	g	9-13	2-4	3-4	0	4	4	1	23	1	2	0	0	38
04	DeJesus, Ceasar	g	1-1	1-1	0-0	0	0	0	0	3	0	1	0	0	7
10	Griffin, Dayon	g	3-3	1-1	2-3	0	1	1	1	9	0	1	0	0	20
20	Bertz, Frank	g	0-0	0-0	0-0	0	0	0	0	0	0	0	0	0	5
21	Brown, Chad	g	2-3	0-0	0-0	0	3	3	2	4	0	0	1	2	16
Team						0	3	3			2				
Totals			20-35	5-11	20-29	0	23	23	12	65	11	16	3	12	200

FG % 1st Half: 11-18 61.1% 2nd half: 9-17 52.9% Game: 20-35 57.1%  
 3FG % 1st Half: 3-7 42.9% 2nd half: 2-4 50.0% Game: 5-11 45.5%  
 FT % 1st Half: 8-11 72.7% 2nd half: 12-18 66.7% Game: 20-29 69.0%  
 Deadball Rebounds 3,1

**UConn 53 • 9-6**

##	Player	Total	3-Ptr		Rebounds		PF	TP	A	TO	Blk	Stl	Min		
			FG-FGA	FG-FGA	FT-FTA	Off Def Tot									
12	Tyler Polley	f	1-5	0-3	0-2	2	3	5	2	2	2	0	0	1	22
25	Josh Carlton	f	1-2	0-0	0-0	2	0	2	3	2	0	1	0	1	16
01	Christian Vital	g	7-13	1-5	0-0	2	3	5	3	15	0	5	0	2	34
03	Alterique Gilbert	g	6-19	4-8	2-2	1	3	4	4	18	1	3	0	0	33
04	Jalen Adams	g	2-10	1-1	3-3	3	0	3	3	8	4	3	0	1	37
00	Eric Cobb	g	1-3	0-0	2-2	2	6	8	4	4	2	4	0	0	22
02	Tarin Smith	g	1-5	0-2	0-0	0	0	0	0	3	2	0	0	0	21
10	Brendan Adams	g	0-1	0-1	0-0	0	0	0	0	0	0	0	0	0	1
15	Sidney Wilson	g	0-1	0-0	2-2	1	1	2	2	2	0	1			



# GAME 20 • UCF VS UCONN

## Official Basketball Box Score -- Game Totals -- Final Statistics

Tulsa vs UCF  
01/19/19 12:00 pm at Orlando, Fla (CFE Arena)

### Tulsa 62 • 12-6

#	Player	Total		3-Ptr		Rebounds			PF	TP	A	TO	Blk	Stl	Min
		FG-FGA	FT-FTA	FG-FGA	FT-FTA	Off	Def	Tot							
01	Martins Igbanu	f	1-4	0-1	6-8	0	2	2	5	8	1	3	0	1	18
02	Daquan Jeffries	f	5-10	1-4	4-6	2	7	9	3	15	3	0	3	1	36
04	Sterling Taplin	g	4-9	3-5	3-4	0	2	2	3	14	2	5	0	0	29
05	Lawson Korita	g	0-4	0-1	2-2	0	2	2	1	2	0	0	0	0	22
00	Curran Scott	g	2-2	2-2	0-0	0	1	1	2	6	0	1	0	0	16
10	Chris Barnes	g	1-4	0-1	0-0	0	2	2	1	2	0	0	0	0	10
03	Elijah Joiner	g	2-6	1-3	0-0	1	5	6	4	5	4	0	0	2	24
11	Darien Jackson	g	2-3	0-1	0-1	0	3	3	4	4	2	1	0	2	22
32	Peter Hewitt	g	0-0	0-0	0-0	0	1	1	2	0	0	1	0	0	5
41	Jeriah Horne	g	2-5	0-1	2-2	1	4	5	4	6	1	2	0	2	18
Team						0	1	1							
Totals			19-47	7-19	17-23	4	30	34	29	62	13	13	3	8	200

FG % 1st Half: 12-27 44.4% 2nd half: 7-20 35.0% Game: 19-47 40.4%  
 3FG % 1st Half: 5-11 45.5% 2nd half: 2-8 25.0% Game: 7-19 36.8%  
 FT % 1st Half: 3-5 60.0% 2nd half: 14-18 77.8% Game: 17-23 73.9%

### UCF 64 • 13-3

#	Player	Total		3-Ptr		Rebounds			PF	TP	A	TO	Blk	Stl	Min
		FG-FGA	FT-FTA	FG-FGA	FT-FTA	Off	Def	Tot							
35	Smith, Collin	f	3-9	0-2	7-8	1	3	4	1	13	3	3	0	1	26
24	Fall, Tacko	c	5-8	0-0	2-6	4	2	6	5	12	0	1	0	0	16
01	Taylor, B.J.	g	3-11	2-8	7-10	0	1	1	2	15	3	3	0	1	32
02	Allen, Terrell	g	0-0	0-0	3-4	0	2	2	3	3	2	1	0	2	29
15	Dawkins, Aubrey	g	5-13	2-6	0-0	2	3	5	4	12	2	0	0	1	35
04	DeJesus, Ceasar	g	0-1	0-0	0-0	0	0	0	0	0	0	1	0	0	3
10	Griffin, Dayon	g	0-5	0-3	2-2	1	6	7	4	2	3	2	0	0	27
20	Bertz, Frank	g	0-1	0-1	0-0	0	0	0	0	0	1	1	0	0	8
21	Brown, Chad	g	3-3	0-0	1-1	0	10	10	2	7	0	0	1	0	24
Team						1	1	2							
Totals			19-51	4-20	22-31	9	28	37	21	64	13	12	2	5	200

FG % 1st Half: 8-29 27.6% 2nd half: 11-22 50.0% Game: 19-51 37.3%  
 3FG % 1st Half: 2-11 18.2% 2nd half: 2-9 22.2% Game: 4-20 20.0%  
 FT % 1st Half: 5-8 62.5% 2nd half: 17-23 73.9% Game: 22-31 71.0%

Officials: Rodrick Dixon, Kelly Self, Mike Nance  
 Technical fouls: Tulsa-Elijah Joiner, UCF-Fall, Tacko.  
 Attendance: 4155

Score by periods	1st	2nd	Total
Tulsa	32	30	62
UCF	23	41	64

Last FG - Tulsa 2nd-00:12, UCF 2nd-06:36.  
 Largest lead - Tulsa by 15 1st-05:11, UCF by 7 2nd-06:36.  
 TUL led for 24:32. UCF led for 14:05. Game was tied for 01:23.

Score tied - 2 times.  
 Lead changed - 2 times.

## Official Basketball Box Score -- Game Totals -- Final Statistics

UCF vs Tulane  
01/23/19 7:02 p.m. at Devlin Fieldhouse, New Orleans, LA

### UCF 75 • 15-3, 5-1

#	Player	Total		3-Ptr		Rebounds			PF	TP	A	TO	Blk	Stl	Min
		FG-FGA	FT-FTA	FG-FGA	FT-FTA	Off	Def	Tot							
15	Dawkins, Aubrey	f	7-13	3-7	2-2	1	6	7	1	19	1	0	0	2	28
35	Smith, Collin	f	4-9	0-2	3-6	1	3	4	3	11	0	0	1	1	27
24	Fall, Tacko	c	2-6	0-0	0-2	3	7	10	4	4	0	4	3	1	20
01	Taylor, B.J.	g	8-15	1-4	0-0	1	2	3	1	17	3	1	0	1	30
02	Allen, Terrell	g	2-2	1-1	0-0	0	2	2	2	5	4	0	0	2	24
04	DeJesus, Ceasar	g	2-8	0-2	0-0	0	0	0	3	4	1	1	0	2	16
10	Griffin, Dayon	g	3-7	3-7	0-0	1	1	2	0	9	0	2	0	1	19
12	Grant, Xavier	g	0-1	0-1	0-0	0	1	1	0	0	0	2	0	0	2
13	Renaud, Levy	g	0-1	0-0	0-0	0	0	0	0	0	0	0	0	0	2
20	Bertz, Frank	g	1-4	0-3	0-0	1	2	3	0	2	0	0	0	2	17
21	Brown, Chad	g	2-4	0-0	0-0	1	1	2	2	4	0	0	0	0	13
25	Anders, Ryan	g	0-1	0-1	0-0	0	1	1	1	0	0	0	0	0	2
Team						6	1	7							
Totals			31-71	8-28	5-10	15	27	42	17	75	9	11	4	12	200

FG % 1st Half: 19-36 52.8% 2nd half: 12-35 34.3% Game: 31-71 43.7%  
 3FG % 1st Half: 4-11 36.4% 2nd half: 4-17 23.5% Game: 8-28 28.6%  
 FT % 1st Half: 3-4 75.0% 2nd half: 2-6 33.3% Game: 5-10 50.0%

### Tulane 50 • 4-14, 0-6

#	Player	Total		3-Ptr		Rebounds			PF	TP	A	TO	Blk	Stl	Min
		FG-FGA	FT-FTA	FG-FGA	FT-FTA	Off	Def	Tot							
21	SEHIC, Samir	f	4-11	1-3	2-2	1	7	8	3	11	2	2	0	0	32
23	PAUL, Blake	f	4-10	0-0	0-0	4	8	12	1	8	0	3	1	0	25
00	CORNISH, Jordan	g	1-3	0-0	2-2	1	4	5	1	4	4	4	1	0	30
10	DANIELS, Caleb	g	3-12	0-3	3-6	1	1	2	1	9	2	4	1	0	32
12	ZHANG, Kevin	g	3-10	2-5	2-2	0	3	3	3	10	0	2	1	0	28
04	WOOD, Moses	g	1-2	0-0	0-0	1	3	4	0	2	0	1	1	3	19
05	CRABTREE, Connor	g	2-5	0-1	1-2	0	1	1	1	5	1	1	2	2	18
15	QUINN, Grant	g	0-0	0-0	1-2	0	0	0	0	1	0	0	0	1	1
24	BARRETT, Shakwon	g	0-1	0-0	0-0	0	0	0	0	0	1	0	0	0	13
32	GALIC, Cameron	g	0-0	0-0	0-0	0	0	0	0	0	0	0	0	0	1
Team						2	1	3							
Totals			18-54	3-12	11-16	10	28	38	10	50	9	19	7	7	200

FG % 1st Half: 9-27 33.3% 2nd half: 9-27 33.3% Game: 18-54 33.3%  
 3FG % 1st Half: 0-3 0.0% 2nd half: 3-9 33.3% Game: 3-12 25.0%  
 FT % 1st Half: 5-6 83.3% 2nd half: 6-10 60.0% Game: 11-16 68.8%

Officials: Doug Shows, Todd Austin, KB Burdett Jr.  
 Technical fouls: UCF-None. Tulane-None.  
 Attendance: 1308

Score by periods	1st	2nd	Total
UCF	45	30	75
Tulane	23	27	50

Last FG - UCF 2nd-02:05, TLN 2nd-00:33.  
 Largest lead - UCF by 34 2nd-06:37, TLN None.  
 UCF led for 38:27. TLN led for 00:00. Game was tied for 01:32.

Score tied - 3 times.  
 Lead changed - 0 times.

## Official Basketball Box Score -- Game Totals -- Final Statistics

UCF vs Memphis  
01/27/19 3:00 pm at Memphis, Tenn.

### UCF 57 • 15-4; (5-2)

#	Player	Total		3-Ptr		Rebounds			PF	TP	A	TO	Blk	Stl	Min
		FG-FGA	FT-FTA	FG-FGA	FT-FTA	Off	Def	Tot							
35	Smith, Collin	f	4-8	0-1	0-0	2	1	3	3	8	2	2	0	3	25
24	Fall, Tacko	c	3-4	0-0	1-4	2	4	6	3	7	1	3	2	0	19
01	Taylor, B.J.	g	3-11	2-6	2-2	0	1	1	0	10	2	1	0	1	31
02	Allen, Terrell	g	2-5	1-3	0-0	0	0	0	3	5	3	1	0	1	24
15	Dawkins, Aubrey	g	1-10	0-5	0-0	1	2	3	4	2	1	4	0	1	29
04	DeJesus, Ceasar	g	4-4	0-0	0-0	0	0	0	1	8	0	0	1	0	12
10	Griffin, Dayon	g	1-6	1-6	1-4	0	1	1	1	4	2	2	1	2	25
12	Grant, Xavier	g	0-0	0-0	2-2	0	0	0	0	2	0	0	0	0	2
13	Renaud, Levy	g	0-0	0-0	0-0	0	0	0	0	0	0	0	0	0	1
20	Bertz, Frank	g	2-5	2-5	0-0	0	1	1	1	6	1	0	0	1	13
21	Brown, Chad	g	1-4	0-0	1-2	5	4	9	1	3	0	2	3	0	17
25	Anders, Ryan	g	1-1	0-0	0-0	0	0	0	0	2	0	0	0	0	2
Team						2	2	4							
Totals			22-58	6-26	7-14	12	16	28	17	57	12	15	7	9	200

FG % 1st Half: 12-26 46.2% 2nd half: 10-32 31.3% Game: 22-58 37.9%  
 3FG % 1st Half: 3-10 30.0% 2nd half: 3-16 18.8% Game: 6-26 23.1%  
 FT % 1st Half: 1-3 33.3% 2nd half: 6-11 54.5% Game: 7-14 50.0%

### Memphis 77 • 13-7; (5-2)

#	Player	Total		3-Ptr		Rebounds			PF	TP	A	TO	Blk	Stl	Min
		FG-FGA	FT-FTA	FG-FGA	FT-FTA	Off	Def	Tot							
00	Kyvon Davenport	f	4-6	1-1	2-2	2	3	5	2	11	1	3	0	0	24
04	Raynere Thornton	f	4-7	1-1	2-2	4	7	11	2	11	1	1	0	1	34
14	Isaiah Maurice	f</													