



# GAME 2 • UCF VS. FAU

Director, Strategic Communications: Daniel Forcella | Cell: (207) 650-6790 | Email: dforcella@athletics.ucf.edu

Assistant Director, Strategic Communications: Kelly Cartner | Cell: (248) 978-5201 | Email: kcartner@athletics.ucf.edu

## GAME INFORMATION

Date ..... Sunday, Nov. 11  
 Time ..... 3 p.m. ET  
 Site ..... Orlando, Fla.  
 Stadium ..... CFE Arena  
 Capacity ..... 10,000  
 TV ..... ESPN3  
 Play-by-Play ..... Ari Shanok  
 Analyst ..... Mark Wise  
 Radio ..... FM96.9/AM740 The Game  
 Play-by-Play ..... Marc Daniels  
 Analyst ..... Taylor Young  
 Twitter ..... @UCF\_MBB  
 Hashtag ..... #ChargeOn

## SCHEDULE/RESULTS

<b>O29</b>	<b>Flagler&amp;</b>		<b>W, 86-69</b>
<b>N6</b>	<b>Rider</b>	<b>ESPN3</b>	<b>W, 84-70</b>
<b>N11</b>	<b>FAU</b>	<b>ESPN3</b>	<b>3 p.m.</b>
<b>N15</b>	vs. Cal State Fullerton#	<b>ESPN3</b>	<b>1:30 p.m.</b>
<b>N16</b>	vs. TBD#	<b>TBD</b>	<b>TBD</b>
<b>N18</b>	vs. TBD#	<b>TBD</b>	<b>TBD</b>
<b>N24</b>	<b>Northern Kentucky</b>	<b>ESPN3</b>	<b>6 p.m.</b>
<b>N29</b>	<b>Alabama</b>	<b>ESPNU</b>	<b>7 p.m.</b>
<b>D2</b>	at Missouri	<b>ESPNU</b>	<b>3 p.m.</b>
<b>D8</b>	<b>Grambling</b>	<b>ESPN3</b>	<b>1 p.m.</b>
<b>D11</b>	<b>Georgia Southern</b>	<b>ESPN3</b>	<b>7 p.m.</b>
<b>D16</b>	<b>Stetson</b>	<b>ESPN3</b>	<b>3 p.m.</b>
<b>D21</b>	<b>Illinois State</b>	<b>ESPN3</b>	<b>7 p.m.</b>
<b>J2</b>	<b>Temple*</b>	<b>ESPNNews</b>	<b>7 p.m.</b>
<b>J5</b>	at UConn*	<b>ESPNNews</b>	<b>12 p.m.</b>
<b>J13</b>	<b>ECU*</b>	<b>ESPNU</b>	<b>4 p.m.</b>
<b>J16</b>	at Wichita State*	<b>CBSSN</b>	<b>10 p.m.</b>
<b>J19</b>	<b>Tulsa*</b>	<b>ESPNU</b>	<b>12 p.m.</b>
<b>J23</b>	at Tulane*	<b>ESPN3</b>	<b>8 p.m.</b>
<b>J27</b>	at Memphis*	<b>CBSSN</b>	<b>4 p.m.</b>
<b>J31</b>	<b>UConn*</b>	<b>ESPN2/U</b>	<b>9 p.m.</b>
<b>F7</b>	<b>Houston*</b>	<b>CBSSN</b>	<b>7 p.m.</b>
<b>F10</b>	at SMU*	<b>ESPNNews</b>	<b>2 p.m.</b>
<b>F13</b>	<b>S. Florida*</b>	<b>ESPNNews</b>	<b>7 p.m.</b>
<b>F16</b>	<b>Memphis*</b>	<b>ESPN2/U</b>	<b>6 p.m.</b>
<b>F21</b>	at Cincinnati*	<b>ESPN/2</b>	<b>7 p.m.</b>
<b>F24</b>	<b>SMU*</b>	<b>CBSSN</b>	<b>12 p.m.</b>
<b>F27</b>	at S. Florida*	<b>ESPN3</b>	<b>7 p.m.</b>
<b>M2</b>	at Houston*	<b>ESPN/2/U</b>	<b>4 p.m.</b>
<b>M7</b>	<b>Cincinnati*</b>	<b>ESPN/2</b>	<b>7 p.m.</b>
<b>M9</b>	at Temple*	<b>ESPN2/News</b>	<b>4 p.m.</b>
<b>M14</b>	AAC First Round%	<b>TBD</b>	<b>TBD</b>
<b>M15</b>	AAC Quarterfinals%	<b>TBD</b>	<b>TBD</b>
<b>M16</b>	AAC Semifinals%	<b>TBD</b>	<b>TBD</b>
<b>M17</b>	AAC Finals%	<b>TBD</b>	<b>TBD</b>

\* American Athletic Conference contest  
 & Exhibition contest  
 # Myrtle Beach Invitational  
 % American Athletic Conference Tournament  
 All times Eastern



(rv/rv) **UCF KNIGHTS** (1-0)  
**Head Coach:** Johnny Dawkins (Duke, 1986)  
**Record at UCF:** 44-25 (3rd Season)  
**Overall Record:** 200-140 (11th Season)



**FAU OWLS** (1-0)  
**Head Coach:** Dusty May (Indiana, 2000)  
**Record at FAU:** 1-0 (1st Season)  
**Overall Record:** 1-0 (1st Season)

## UCFACTS

### SETTING THE SCENE

- The UCF men's basketball team is in year three under head coach Johnny Dawkins.
- The Knights have gone 43-25 in their first two seasons with Dawkins, the most wins in consecutive seasons for the program since winning back-to-back ASUN Championships in 2003-04 and 2004-05.
- Before Dawkins got to UCF, the Knights endured three straight losing seasons.

### TALKIN' DAWKINS

- After Tuesday night's win, Johnny Dawkins now has a career coaching record of 200-140, having spent eight seasons at the helm of the Stanford Cardinal before arriving in Orlando.
- The former Naismith Player of the Year at Duke also coached under his former Coach, Mike Krzyzewski, from 1998 to 2008.
- After his first season at UCF, Dawkins was named a finalist for both the Ben Jobe and Jim Phelan National Coach of the Year awards.

### DOMINATING DEFENSE

- The Knights have been dominant on defense the last two seasons under Johnny Dawkins, holding opponents to a combined 38.10 percent from the floor, which led the nation during that period.
- Only two teams in the nation were ranked in the top six in scoring defense in both 2016-17 and 2017-18, UCF and Virginia.
- The Knights led the nation in defensive field goal percentage in 2016-17, holding opponents to 36.5 percent, and in 2017-18 they ranked third in the nation in scoring defense at 61.7.

### HIGH EXPECTATIONS

- With B.J. Taylor and Tacko Fall sidelined for half the season each (playing one total game together), and Aubrey Dawkins missing the entire season in 2017-18, the Knights fought their way to a 19-13 record in 2017-18.
- With those three back and healthy, and every integral piece aside from A.J. Davis returning, the expectations for UCF are extremely high.
- The Knights were picked to win The American by the league's coaches, a first for the program in its Division I history. Even after four ASUN Championships, UCF had never before been picked to win the league by the coaches.

## A UCF WIN WOULD

- Be better than a loss.
- Give UCF a 23-9 advantage over FAU in the all-time series.
- Be the Knights' third straight home win.
- Give UCF a 2-0 record to start the year for the third straight season under Johnny Dawkins.
- Be a lot of fun for UCF fans and be a reason to come back Nov. 24 at 6 p.m.

## RECORD BREAKDOWN

Overall .....	1-0
The American .....	0-0
Non-Conference .....	1-0
Home .....	1-0
Away .....	0-0
Neutral .....	0-0

Twitter: @UCF\_MBB | Instagram: UCF.MBB | Facebook: /UCFMensBasketball



### BY THE NUMBERS

KNIGHTS		OWLS
84.0	POINTS	98.0
70.0	DEFENSE	52.0
+14.0	MARGIN	+46.0
45.8	FG%	53.4
39.1	FG% DEFENSE	32.2
5.0	THREES	9.0
22.7	3FG%	27.3
41.2	3FG% DEFENSE	15.4
55.6	FT%	64.7
+0.0	REB MARGIN	+17.0
14.0	ASSISTS	14.0
11.0	TOs	15.0
1.1	AST-TO	1.0
5.0	STEALS	9.0
10.0	BLOCKS	4.0

### SERIES INFORMATION

Overall:..... UCF, 22-9  
 in Boca Raton:..... UCF, 10-6  
 in Orlando:..... UCF, 12-3  
 at Neutral location:..... --  
 Streak:..... UCF, won 1  
 Last meeting:..... UCF 75, FAU 61  
 .....Dec. 12, 2015  
 Last FAU win:..... FAU 54, UCF 41  
 .....Dec. 13, 2014

UCF and FAU have squared off 31 times in the all-time series, with the Knights coming away victorious 22 times.

The first meeting was in 1992, when UCF won 79-62 and sparking seven straight wins for the Knights.

FAU earned its first win over UCF in 1996, an 88-71 triumph in Boca Raton. They won the next two meetings, before the Knights took advantage in seven straight.

Recently, the Owls have had the upper hand, winning four out of the last six contests between the two teams.

In the last meeting between the two teams, A.J. Davis led the Knights to the 75-61 victory, posting his first career double-double with 21 points and 15 rebounds.

Tacko Fall added eight points, six rebounds and six blocked shots in the victory for the Knights.

## KNIGHT NOTES

### NATIONAL RECOGNITION

- For the first time in program history, UCF is receiving votes in both national polls, garnering 15 votes in the AP Top 25 Poll and five votes in the USA Today Coaches Poll.
- Last season was the first time the Knights had been receiving votes in any national poll during the preseason, collecting one vote in the AP Poll.
- NCAA.com ranked UCF 23rd in its preseason power rankings, while CBS Sports has ranked the Knights 31st overall heading into the 2018-19 season.

### BIG SHOT BARRY

- B.J. Taylor has led UCF in scoring each of his three seasons on the court, including his 15.9 points per game during an injury-riddled 2017-18 campaign.
- Taylor missed 16 games and played 16 games as a junior, suffering a broken foot.
- The Orlando native was named the Preseason Player of the Year and Preseason First Team All-Conference in The American.
- With a knack of getting to the line, Taylor ranks ninth all-time at UCF with 279 free throws.

### TAYLOR ALREADY IN THE CLUB

- Taylor became the 19th player in UCF history to join the 1,000-Point Club when he achieved the feat Feb. 21, 2018 at Tulsa.
- Taylor scored 1,000 points in just 66 games, believed to be the third fastest in UCF's Division I history behind Ken Leeks (1988-92) and Darryl Davis (1991-95).
- With 22 points on Tuesday he now has 1,114 in his career, passing former teammate Matt Williams for 17th place in program history.

### TACKO TIME

- Tacko Fall missed 16 of UCF's 32 games last season after undergoing surgery to repair a torn labrum midway through the year.
- The former American Athletic Conference Defensive Player of the Year is back and healthy for his senior season.
- Fall was named to The American's Preseason Second Team All-Conference and is on the Preseason Kareem Abdul-Jabbar Award Watch List for the best center in the nation.

### CENTER OF ATTENTION

- Fall, the Knights' 7-foot-6 center, averaged a career-best 11.3 points per game, while grabbing 7.3 boards per contest as a junior.
- Fall owns the program record for career field goal percentage at 73.6, recording the three best single season marks ever at UCF, 76.7 (2017-18), 75.0 (2015-6), and 71.5 (2016-17).
- With five blocked shots on Tuesday, Fall now has 200 in his career, just 28 shy of Keith Clanton's program record.
- His 642 career rebounds are the seventh most in program history and the fifth best in UCF's Division I era.

### FALL FACTS

- Among the 40 tallest living human beings in the world.
- At 7-foot-6, he is the tallest player in NCAA Division I basketball and taller than any NBA player.
- Hand Length: 10.5 inches | Wingspan: 8 feet, 4 inches | Shoe Size: 22

### DAWKINS DOUBLE

- This season there will be double the Dawkins for UCF, as Coach Dawkins' son Aubrey is healthy and available to play for the 2018-19 campaign.
- A transfer from Michigan, where he started 22 games over two years, averaging 6.7 points per game, Dawkins sat out 2016-17 and then missed all of 2017-18 due to injury.
- Dawkins has been named among the best players in the American Athletic Conference heading into this season and one of the best transfer players in the nation.
- In his first game as a Knight, Dawkins recorded his first career double-double with 16 points and a career high 10 rebounds, to go with two steals and a career-high two blocks.



## QUICK FACTS

### UCF INFORMATION

Location	Orlando, Fla.
Founded	1963
Enrollment	67,000+
Nickname	Knights
Colors	Black and Gold
Conference	American Athletic
President	Dr. Dale Whittaker
Director of Athletics	Dr. Daniel J. White
Athletics Phone	(407) 823-2261
Ticket Office Phone	(407) 823-1000

### CFE ARENA

Capacity	10,000
Year Opened	2007
Press Row Phone	(407) 823-2477

### BASKETBALL HISTORY

First Year of Basketball	1969-70
First Year in Division I	1984-85
First Year in AAC	2013-14
All-Time Record	740-613/793-613*
NCAA Tournaments/Last	Four/2005

\*2008-09 (17-14), 2009-10 (15-17), 2010-11 (21-12)  
victories were vacated due to NCAA sanctions

### TEAM INFORMATION

2017-18 Record	19-13
Conference Record/Finish	9-9/6th
Home Record	12-4
Road Record	5-7
Neutral Record	2-2
Conference Tournament	Quarterfinals
Postseason	--
Starters Returning/Lost	4/1
Letterwinners Returning/Lost	9/2
Newcomers	6

### STRATEGIC COMMUNICATIONS

Director (MBB, Primary)	Daniel Forcella
Office Phone	(407) 823-2142
Cell Phone	(207) 650-6790
Email	dforcella@athletics.ucf.edu
Assistant Director (MBB, Secondary)	Kelly Cartner
Office Phone	(407) 823-6489
Email	kcartner@athletics.ucf.edu
Mailing Address	Spectrum Stadium 4465 Knights Victory Way Orlando, FL 32816
Website	www.UCFKnights.com
Twitter	@UCF_MBB
Instagram	UCF.MBB
Facebook	/UCFMensBasketball

## KNIGHT NOTES

### KNIGHTS SAY NO

- In the season opener, UCF recorded 10 blocked shots against Rider
- It marked the first time the Knights have recorded 10 or more blocks in a game since having 13 on Dec. 5, 2015 against Illinois-Chicago.
- Fall had five himself, while Dawkins, Collin Smith and Chad Brown each had two.

### MR. SMITH GOES TO THE HOLE

- A transfer from George Washington, Collin Smith also recorded a double-double in his first as a Knight, scoring 14 points and grabbing a career high 13 rebounds against Rider.
- Smith was 4-of-10 from the floor and just 6-of-15 from the line, marking the first time a Knight has taken 15 free throws since B.J. Taylor did so on Jan. 17, 2015 at Memphis.
- Smith added a blocked shot and three assists in his debut.

### DOUBLE THE DOUBLE-DOUBLE

- Both Dawkins and Smith recorded double-doubles in their first game as a Knight.
- It was the first time a UCF player had a double-double in his first game as a Knight since Nick Banyard did it to start the 2016-17 season.
- It marked the first time ever that a pair of new Knights both recorded double-doubles in their first game as a member of the UCF men's basketball team.

### SEASON OF FIRSTS

- While the Knights didn't have quite as much success in season two as season one under Dawkins, there were still a number of momentous occasions to celebrate.
- Last year UCF earned its first home win over UConn and its first over the Huskies since joining The American.
- The Knights also enjoyed their first victory over SMU since joining the league, setting a program record by holding the Mustangs to just 37 points.
- UCF also won for the first time at Memphis
- Finally, the team won its first game over a ranked opponent in a true road game, defeating then No. 24 Alabama in Tuscaloosa.

### HOLDING TO LESS THAN 40 POINTS

- The Knights held a total of 13 opponents to less than 60 points last season, five to less than 50 and three to less than 40 points.
- Coming into last year, UCF had held its opponent to less than 40 points twice in its 33-year modern era. The Knights did it three times this year alone.
- No team in the nation achieved the feat more times than UCF (SMU and Rutgers also did it three times. Only two of Rutgers' outings were against Division I opponents).

### GOOD FOR GRIFFIN

- Dayon Griffin appeared in all 32 games for the Knights in 2017-18 and was fourth on the team in scoring with 8.7 points per game.
- The Louisiana Tech transfer made a team-leading 56 three-pointers, shooting 32.2 percent from beyond the arc.
- Griffin scored in double figures 16 times on the season and in seven of the last 13 games.

### TERRELL TEARS IT UP

- Terrell Allen was solid in his first season on the court with the Knights, playing in all 32 games and starting 22 as a redshirt sophomore.
- Allen had a breakout game in the win over No. 24 Alabama, scoring a season high 16 points and matching a then career best with eight assists.
- Allen was named to The American's Weekly Honor Roll for his performance.
- The Drexel transfer led the Knights with 88 assists, scored 5.5 points per game and had a team-high 43 steals.

## RECORD BY LINEUP

GUARD	GUARD	GUARD	FORWARD	CENTER	RECORD
Terrell Allen	B.J. Taylor	Aubrey Dawkins	Collin Smith	Tacko Fall	1-0



NUMERICAL ROSTER

Table with columns: No., Name, Cl., Pos., Ht., Wt., Hometown/High School/Last College. Lists 35 players and Coach Dawkins.

\*ineligible for 2018-19 due to NCAA transfer rules

Head Coach: Johnny Dawkins (Duke, 1986), Third Year
Assistant Coach: Kevin Norris (Miami, 1998), Third Year
Assistant Coach: Vince Taylor (Duke, 1982), Second Year
Assistant Coach: Robbie Laing (Troy, 1982), Third Year
Director of Operations: Jimmy Drew (DePaul, 2011), Third Year
Director of Player Development: Kelvin Johnson (Richmond, 1985), Second Year
Video Coordinator: Jaycob Ammerman (Flagler, 2013), Third Year
Director of Sports Performance: Alex Parr (Maryland, 2006), Third Year
Athletic Trainer: Jarrett Schweim (Florida, 2006), Fifth Year
Equipment Manager: John Whitford (Manchester, 1995), 16th Year

ALPHABETICAL

Table with columns: No., Name, Yr. Lists 35 players and Coach Dawkins in alphabetical order.

PRONUNCIATIONS

tuh - RELL, Allen
Anthony, kuh - tah - dee
SEE - zurr, duh - HAY - zeus
TACO, Fall
EE - bruh - heem, fuh - MOO - kay, DOOM - bee - uh
DAY - on, Griffin
LEV - ee, RAY - no
ROH - kiss, ULL - vee - dahs

BY LOCATION

Table listing players by location: California, Florida, International, Maryland, New Jersey, North Carolina.

BY CLASS


Table listing players by class: Freshman (4), Sophomores (4), Juniors (5), Seniors (5).



B.J. TAYLOR
#1 • G • r-Sr. • 6-2
Orlando, Fla.




TERRELL ALLEN
#2 • G • r-Jr. • 6-3
Upper Marlboro, Md.



DRE FULLER JR.
#3 • G • Fr. • 6-5
Fayetteville, N.C.



CEASAR DEJESUS
#4 • G • r-So. • 6-2
West New York, N.J.



MYLES DOUGLAS
#5 • F • So. • 6-8
Edgewood, Md.



DAYON GRIFFIN
#10 • G • r-Sr. • 6-4
St. Petersburg, Fla.



AUBREY DAWKINS
#15 • G • r-Jr. • 6-6
Durham, N.C.



FRANK BERTZ
#20 • G • Jr. • 6-5
Hesperia, Calif.




CHAD BROWN
#21 • F • Sr. • 6-9
Deltona, Fla.



CHANCE MCSPADDEN
#22 • G • r-Jr. • 6-4
Winter Haven, Fla.



TACKO FALL
#24 • C • Sr. • 7-6
Dakar, Senegal



COLLIN SMITH
#35 • F • r-So. • 6-11
Jacksonville, Fla.



JOHNNY DAWKINS
Head Coach
Third Season



## THE AMERICAN

### STANDINGS

School	AAC	Overall	Streak
<b>UCF</b>	<b>0-0</b>	<b>1-0</b>	<b>W1</b>
ECU	0-0	1-0	W1
USF	0-0	1-0	W1
Memphis	0-0	1-0	W1
Temple	0-0	1-0	W1
Tulsa	0-0	1-0	W1
UConn	0-0	1-0	W1
SMU	0-0	1-0	W1
Houston	0-0	0-0	L1
Tulane	0-0	0-0	L3
Cincinnati	0-0	0-1	L2
Wichita State	0-0	0-1	L3

\*through games played 11/8/18

### STATISTICAL LEADERS

Scoring	Team	PPG
1. Kyvon Davenport	Memphis	30.0
2. Jarron Cumberland	Cincinnati	22.0
B.J. Taylor	UCF	22.0
4. Jimmy Whitt	SMU	19.0
5. Jeremiah Martin	Memphis	18.0
6. Josh Carlton	UConn	17.0
David Collins	USF	17.0
8. Aubrey Dawkins	UCF	16.0
Erik Stevenson	Wichita	16.0
Sterling Taplin	Tulsa	16.0
Justin Brown	USF	16.0
Jalen Adams	UConn	16.0

Rebounding	Team	RPG
1. Collin Smith	UCF	13.0
Nate Pierre-Louis	Temple	13.0
3. Kyvon Davenport	Memphis	10.0
Aubrey Dawkins	UCF	10.0
5. Ethan Chargois	SMU	9.0
Alexis Yetna	USF	9.0

Assists	Team	APG
1. Laquincy Rideau	USF	10.0
2. Shizz Alston Jr.	Temple	8.0
3. DeShaun Wade	ECU	5.0
Justin Jenifer	Cincinnati	5.0
Jamarius Burton	Wichita	5.0
Sterling Taplin	Tulsa	5.0
Jimmy Whitt	SMU	5.0

Steals	Team	SPG
1. Kareem Brewton	Memphis	5.0
2. Laquincy Rideau	USF	4.0
Isaac Fleming	ECU	4.0
4. Samajae Haynes-Jones	Wichita	3.0
Christian Vital	UConn	3.0
Jahmal McMurray	SMU	3.0

Blocked Shots	Team	BPG
1. Tacko Fall	UCF	5.0
2. Aubrey Dawkins	UCF	2.0
Chad Brown	UCF	2.0
Logan Johnson	Cincinnati	2.0
Jaime Echenique	Wichita	2.0
Jeremiah Martin	Memphis	2.0
Nysier Brooks	Cincinnati	2.0
Tre Scott	Cincinnati	2.0
Josh Carlton	UConn	2.0
Isaiah Whaley	UConn	2.0
Jimmy Whitt	SMU	2.0

\*through games played 11/8/18

## PRESEASON HONORS

### FIRST TEAM

Jalen Adams	Sr.	Guard	UConn
Jarron Cumberland	Jr.	Guard	Cincinnati
Jeremiah Martin	Sr.	Guard	Memphis
Quinton Rose	Jr.	Guard	Temple
B.J. Taylor	r-Sr.	Guard	UCF

### SECOND TEAM

Corey Davis Jr.	Sr.	Guard	Houston
Tacko Fall	Sr.	Center	UCF
Jarrey Foster	Sr.	Guard	SMU
Markis McDuffie	Sr.	Forward	Wichita State
Jahmal McMurray	Sr.	Guard	SMU
Sterling Taplin	Sr.	Guard	Tulsa

### PLAYER OF THE YEAR

B.J. Taylor	r-Sr.	Guard	UCF
-------------	-------	-------	-----

### FRESHMAN OF THE YEAR

Nate Hinton	Fr.	Guard	Houston
-------------	-----	-------	---------

### Rank Team (First Place Votes) Points

1.	UCF (6)	114
2.	Cincinnati (3)	107
3.	Houston (2)	103
4.	Memphis (1)	85
5.	UConn	75
6.	Temple	74
7.	SMU	63
8.	Wichita State	60
9.	Tulsa	48
10.	Tulane	23
11.	ECU	22
12.	S. Florida	18

## WEEKLY HONORS

Player of the Week

Rookie of the Week

UCF on the Honor Roll



**TRENDS**

Win the tip .....	1-0
Lose the tip .....	0-0
Home games .....	1-0
Away games .....	0-0
Neutral site games .....	0-0
vs. Top 25 teams .....	0-0
Lead at Halftime .....	1-0
Trail at Halftime .....	0-0
Tied at Halftime .....	0-0
In Overtime .....	0-0
Lead with 10:00 remaining .....	1-0
Trail with 10:00 remaining .....	0-0
Tied with 10:00 remaining .....	0-0
Lead with 5:00 remaining .....	1-0
Trail with 5:00 remaining .....	0-0
Tied with 5:00 remaining .....	0-0
Lead with 2:00 remaining .....	1-0
Trail with 2:00 remaining .....	0-0
Tied with 2:00 remaining .....	0-0
Score Fewer than 50 Points .....	0-0
Score 50-59 Points .....	0-0
Score 60-69 Points .....	0-0
Score 70-79 Points .....	0-0
Score 80-89 Points .....	1-0
Score 90+ Points .....	0-0
Opponent Scores Fewer than 50 Points .....	0-0
Opponent Scores 50-59 Points .....	0-0
Opponent Scores 60-69 Points .....	0-0
Opponent Scores 70-79 Points .....	1-0
Opponent Scores 80-89 Points .....	0-0
Opponent Scores 90+ Points .....	0-0
Shoot Under 30 Percent .....	0-0
Shoot 30-39 Percent .....	0-0
Shoot 40-49 Percent .....	1-0
Shoot 50+ Percent .....	0-0
Opponent Shoots Under 30 Percent .....	0-0
Opponent Shoots 30-39 Percent .....	1-0
Opponent Shoots 40-49 Percent .....	0-0
Opponent Shoots 50+ Percent .....	0-0
Outrebound Opponent .....	0-0
Outrebounded by Opponent .....	0-0
Rebounds equal .....	1-0
Commit fewer turnovers .....	1-0
Commit more turnovers .....	0-0
Turnovers equal .....	0-0
Outscore opponents bench .....	0-0
Games Decided by 1-5 Points .....	0-0
Games Decided by 6-10 Points .....	0-0
Games Decided by 11-19 Points .....	1-0
Games Decided by 20+ Points .....	0-0
Wearing white .....	1-0
Wearing black .....	0-0
November .....	1-0
December .....	0-0
January .....	0-0
February .....	0-0
March .....	0-0
Monday .....	0-0
Tuesday .....	1-0
Wednesday .....	0-0
Thursday .....	0-0
Friday .....	0-0
Saturday .....	0-0
Sunday .....	0-0

**THE LAST TIME**

Category	UCF	Opponent
Scored 100	101 vs. Bethune (12/22/15)	100 vs. Tulane (1/14/15)
Scored 110	115 vs. West Florida (11/12/10)	127 vs. Southern (2/24/93)
Scored 120	130 vs. Florida Tech (1/23/80)	127 vs. Southern (2/24/93)
Scored under 40	38 vs. #11 Cincinnati (1/16/18)	37 vs. SMU (2/17/18)
Scored under 50	40 at #6 Cincinnati (2/6/18)	37 vs. SMU (2/17/18)
Won by 30	30 vs. Memphis (3/10/17)	37 at #6 Cincinnati (2/6/18)
Won by 40	40 vs. Jacksonville (12/17/13)	42 at Coll. of Charles. (2/1/96)
Won by 50	54 vs. West Florida (11/12/10)	50 at North Carolina (12/2/89)
Made 40 FG	40 at Marshall (2/27/10)	41 at Florida State (12/6/14)
Attempted 80 FG	88 at Marshall (2/27/10)	80 vs. Tulane (1/14/15)
Made 12 3-pt FG	12 vs. Colorado (3/15/17)	12 vs. Mercer (11/10/17)
Made 15 3-pt FG	15 vs. East Carolina (2/20/08)	16 vs. Tulane (1/14/15)
Attempted 30 3-pt FG	32 at Houston (2/1/17)	32 at #6 Cincinnati (2/6/18)
Made 30 FT	30 at Tulane (12/28/16)	43 at Marshall (2/27/10)
Made 35 FT	36 vs. Bethune (12/22/15)	43 at Marshall (2/27/10)
Attempted 40 FT	45 vs. Rider (11/6/18)	67 at Marshall (2/27/10)
Attempted 50 FT	56 vs. FAU (12/15/93)	67 at Marshall (2/27/10)
Had 50 rebounds	51 vs. Temple (12/31/16)	50 vs. Memphis (2/22/15)
Had 60 rebounds	69 vs. West Florida (12/17/93)	61 at Georgia (12/19/95)
Had 25 assists	27 vs. Florida A&M (1/5/13)	28 vs. Louisville (12/31/13)
Had 30 assists	30 vs. Campbell (2/28/04)	43 at Dayton (12/3/88)
Had 15 steals	15 vs. Marshall (2/20/13)	15 at UMass (12/3/16)
Had 20 steals	22 vs. Navy (12/6/03)	22 at Centenary (1/11/93)
Had 10 blocks	10 vs. Rider (11/6/18)	15 vs. St. John's (11/26/17)
Had 14 blocks	14 vs. Temple (3/12/14)	15 vs. St. John's (11/26/17)
Didn't hit a 3-pt FG	0-14 at #6 Cincinnati (2/6/18)	0-23 vs. UAB (1/9/13)
Won an OT game	80-73 vs. Miami Ohio (12/18/16)	75-71 vs. #11 Wichita St. (3/1/18)
Lost an OT game	75-71 vs. #11 Wichita St. (3/1/18)	80-73 vs. Miami Oh (12/18/16)
Multiple OT game	103-100 vs. Tulane (1/14/15)	100-103 vs. Tulane (1/14/15)

Category	UCF Player
Scored 30 pts	31, A.J. Davis vs. #11 Wichita State (3/1/18)
Scored 35 pts	38, Matt Williams vs. USF (1/17/17)
Scored 40 pts	45, Jermaine Taylor vs. Rice (2/25/09)
Two players score 20 pts	vs. #11 Wichita State (3/1/18) A.J. Davis (31), B.J. Taylor (23)
Five players score 10 pts	vs. South Carolina State (12/21/17) Tacko Fall (18), A.J. Davis (11), Dayon Griffin (11), Chad Brown (10), Chance McSpadden (10)
Three reserves score 10 pts	vs. South Carolina State (12/21/17) Dayon Griffin (11), Chad Brown (10), Chance McSpadden (10)
Made 20 FG	23, Bo Clark vs. Florida Tech (1/17/79)
Attempted 20 FG	21, B.J. Taylor vs. #11 Wichita State (3/1/18)
Attempted 30 FG	31, Jermaine Taylor vs. ECU (3/7/09)
Made 5 3-point FG	6, A.J. Davis vs. #11 Wichita State (3/1/18)
Made 7 3-point FG	11, Matt Williams vs. USF (1/17/17)
Made 10 3-point FG	11, Matt Williams vs. USF (1/17/17)
Attempted 15 3-pt FG	21, Matt Williams vs. USF (1/17/17)
Attempted 20 3-pt FG	21, Matt Williams vs. USF (1/17/17)
Made 10 FT	10, B.J. Taylor vs. Rider (11/6/18)
Made 15 FT	15, Bennie Shaw vs. Medgar Evers (12/18/75)
Attempted 15 FT	15, Collin Smith vs. Rider (11/6/18)
Attempted 17 FT	17, Isaiah Sykes at Rutgers (1/15/14)
Had 15 rebounds	15, A.J. Davis vs. Mercer (11/10/17)
Had 20 rebounds	20, Paul Reed at Marist (12/22/01)
Had 10 assists	10, B.J. Taylor vs. Mississippi State (11/17/16)
Had 12 assists	13, Brandon Goodwin at Tulane (2/19/15)
Had 6 blocks	6, Tacko Fall vs. TCU (3/28/17)
Had 8 blocks	8, Tom Herzog vs. Bethune-Cookman (12/11/10)
Had 7 steals	9, Isaiah Sykes vs. Georgia Southwestern (2/26/13)
Had a triple-double	Isaiah Sykes vs. East Carolina - 20 pts/16 reb/11 ast (2/9/13)



## RECORDS WATCH

### Career Field Goal Percentage

(min. 200 attempts)

1. Tacko Fall (2015-present)	.737 (345-468)
2. Willie Edison (1980-82)	.617 (246-399)
3. Tyrone Sparrow (1975-77)	.598 (158-264)
4. Jerry Prather (1974-78)	.584 (757-1,297)
5. Staphon Blair (2012-16)	.583 (215-369)
6. Dean Rossin (1979-81)	.575 (202-351)
7. Justin McBride (2013-16)	.565 (170-301)
8. Gerald Jones (1978-80)	.563 (365-648)
9. Ken Leeks (1988-92)	.559 (673-1,204)
10. Isaac McKinnon (1979-83)	.540 (230-426)

### Career Rebound Average

1. Ed Fluitt (1971-73)	12.0
2. Ed Smith (1972-74)	9.9
3. Ruben Cotton (1979-81)	9.6
4. Ken Leeks (1988-92)	8.8
5. Jerry Prather (1974-78)	8.2
6. Keith Clanton (2009-13)	7.8
7. Tacko Fall (2015-present)	7.7
Lee Riley (1974-77)	7.7
9. Dan Faison (1983-85)	7.5
Don Mathis (1970-72)	7.5

### Career Blocks

1. Keith Clanton (2009-13)	227
2. Tacko Fall (2015-present)	200
3. Ken Leeks (1988-92)	141
4. Paul Reed (2001-02)	127
5. Issac McKinnon (1979-83)	106
6. Staphon Blair (2012-16)	99
7. John Friday (1984-85, 86-87)	94
8. Josh Bodden (2000-04)	88
9. Anthony Williams (2004-06)	86
10. Jeff Dorschner (1980-82)	83

### Career Rebounds

1. Keith Clanton (2009-13)	1,000
2. Ken Leeks (1988-92)	942
3. Jerry Prather (1974-78)	849
4. Isaiah Sykes (2010-14)	764
5. Willy Belotte (1972-76)	698
6. Paul Reed (1999-02)	685
7. Tacko Fall (2015-present)	642
8. A.J. Davis (2015-18)	633
9. Dan Faison (1982-85)	626
10. Mario Lovett (1996-01)	608

### Career Free Throws

1. Bo Clark (1975-77, 78-80)	456
2. Ken Leeks (1988-92)	413
3. Mike Clark (1969-73)	410
4. Keith Clanton (2009-13)	399
5. Marcus Jordan (2009-12)	350
6. Isaiah Sykes (2010-14)	335
7. A.J. Davis (2015-18)	319
8. Jermaine Taylor (2005-09)	308
9. Paul Reed (1999-02)	279
B.J. Taylor (2014-present)	279

### Career Points

1. Bo Clark (1975-77, 78-80)	2,866
2. Mike Clark (1969-73)	2,085
3. Jermaine Taylor (2005-09)	1,979
4. Jerry Prather (1974-78)	1,778
5. Ken Leeks (1988-92)	1,763
6. Keith Clanton (2009-13)	1,718
7. Isaiah Sykes (2010-14)	1,545
8. Darryl Davis (1991-95)	1,540
9. D'Quarius Stewart (1996-00)	1,387
10. Josh Peppers (2003-07)	1,376
B.J. Taylor (2014-present)	1,114

### Single-Season Field Goal Percentage

(min. 100 attempts)

1. Tacko Fall (2017-18)	.767 (79-103)
2. Tacko Fall (2015-16)	.750 (96-128)
3. Tacko Fall (2016-17)	.715 (168-235)
4. Davin Granberry (1997-98)	.672 (88-131)
5. Willie Edison (1981-82)	.668 (195-292)
6. Larry Gowins (1982-83)	.618 (94-154)
7. Staphon Blair (2014-15)	.609 (95-156)
8. Tyrone Sparrow (1976-77)	.603 (135-224)
9. Gerald Jones (1979-80)	.597 (225-337)
10. Justin McBride (2015-16)	.595 (72-121)

### Single-Season Free Throws

1. Marcus Jordan (2010-11)	165
2. Mike Clark (1970-71)	158
3. Bo Clark (1976-77)	144
4. Jermaine Taylor (2008-09)	138
5. Mike Clark (1971-72)	134
6. Ray Abellard (2002-03)	130
7. Bo Clark (1979-80)	129
8. B.J. Taylor (2016-17)	126
Cleveland Jackson (1978-79)	126
10. Willie Edison (1981-82)	124

### Single-Season Free Throw Attempts

1. Mike Clark (1970-71)	225
2. Marcus Jordan (2010-11)	213
3. Isaiah Sykes (2013-14)	198
4. Isaiah Sykes (2012-13)	188
5. Ken Leeks (1991-92)	186
6. Mike Clark (1971-72)	185
7. Keith Clanton (2012-13)	177
8. Keith Clanton (2010-11)	176
9. B.J. Taylor (2016-17)	175
10. Bo Clark (1976-77)	172

### Single-Season Rebounds

1. Ed Fluitt (1971-72)	364
2. Tacko Fall (2016-17)	343
3. Ruben Cotton (1979-80)	320
4. Dean Rossin (1980-81)	299
5. Ken Leeks (1990-91)	268
6. Keith Clanton (2011-12)	266
7. Keith Clanton (2012-13)	263
8. Wil Nix (1978-79)	258
9. Keith Clanton (2010-11)	254
10. Lee Riley (1976-77)	251

### Single-Season Rebound Average

1. Ed Fluitt (1971-72)	14.0
2. Ruben Cotton (1979-80)	11.0
3. Dean Rossin (1980-81)	10.7
4. Ken Leeks (1990-91)	9.9
Wil Nix (1978-79)	9.9
6. Tacko Fall (2016-17)	9.5
7. Ed Smith (1973-74)	9.3
8. Ken Leeks (1989-90)	9.0
9. Paul Reed (2001-02)	8.9
Willy Belotte (1973-74)	8.9

### Single-Season Blocks

1. Tacko Fall (2016-17)	94
2. John Friday (1986-87)	74
3. Tacko Fall (2015-16)	70
4. Keith Clanton (2012-13)	63
5. Keith Clanton (2010-11)	60
6. Keith Clanton (2011-12)	59
Tom Herzog (2010-11)	59
Isaac McKinnon (1983-84)	59
9. Paul Reed (2000-01)	56
10. Anthony Williams (2004-05)	53

### Single-Game Field Goal Percentage

(min. 10 attempts)

1. Tacko Fall	1.000 (10-10)
Eddie Rhodes	1.000 (10-10)
vs. Villanova (11/20/16)	
Jerry Prather	1.000 (10-10)
vs. Florida International (12/4/80)	
vs. Dickinson (1/10/76)	
4. Keith Clanton	.933 (14-15)
vs. Bethune-Cookman (12/12/12)	
5. Tacko Fall	.917 (11-12)
vs. Miami-Ohio (12/18/16)	
6. Tacko Fall	.917 (11-12)
at Stetson (12/2/15)	
7. Tacko Fall	.909 (10-11)
vs. Bethune-Cookman (12/21/16)	
Pat Crocklin	.909 (10-11)
vs. Mercer (2/22/86)	
9. A.J. Davis	.900 (9-10)
at Memphis (2/11/18)	
Keith Clanton	.900 (9-10)
vs. Alabama State (11/13/12)	
Josh Peppers	.900 (9-10)
at East Carolina (2/7/07)	
Anthony Williams	.900 (9-10)
vs. Campbell (12/16/04)	
Ken Leeks	.900 (9-10)
vs. UW-Milwaukee (12/15/90)	

### Single-Game Free Throws

1. Bennie Shaw vs. Medger Evers (12/18/75)	15
2. Jermaine Taylor vs. Sam Houston St. (1/3/09)	14
Stacey Castle vs. Georgia State (1/20/96)	14
Victor Saxton vs. Mercer (2/15/93)	14
Mike Clark vs. Greensboro (12/19/70)	14
6. B.J. Taylor at Memphis (1/17/15)	13
Lavell Payne at Houston (1/24/07)	13
Brad Traina vs. Stetson (2/14/98)	13
Fred Crawford vs. FIU (2/12/88)	13
10. A.J. Davis at USF (1/20/16)	12
Isaiah Sykes at Rutgers (1/15/14)	12
Jermaine Taylor vs. Rice (2/25/09)	12
Ray Abellard vs. Chicago State (12/18/02)	12
Ochiel Swaby vs. Samford (2/5/94)	12
Ken Leeks vs. Florida A&M (1/11/90)	12
Bennie Shaw vs. Rio Grande (12/16/75)	12

### Single-Game Blocks

1. Tom Herzog vs. Bethune-Cookman (12/11/10)	8
Keith Clanton vs. SE Louisiana (12/4/10)	8
Tony Davis at USF (12/1/07)	8
4. Staphon Blair vs. USC Upstate (11/23/14)	7
Keith Clanton vs. Southern Miss (2/6/13)	7
John Friday vs. Delaware State (1/10/87)	7
John Friday vs. Western Illinois (1/5/87)	7
8. Tacko Fall vs. TCU (3/28/17)	6
Tacko Fall vs. Florida Atlantic (12/12/15)	6
Keith Clanton vs. Saint Thomas (11/12/11)	6
Anthony Williams vs. South Dakota St. (2/21/05)	6
Paul Reed vs. Stetson (1/2/02)	6
Dean Rossin vs. Florida Southern (2/9/80)	6



NATIONAL POLLS

Associated Press Poll

Table with 4 columns: Rk, Team, Record, Points. Lists top 25 teams including Kansas (37), Kentucky (19), Gonzaga (1), Duke (4), Virginia (2), Tennessee (1), Nevada, North Carolina, Villanova (1), Michigan St, Auburn, Kansas St, West Virginia (13), Oregon, Virginia Tech, Syracuse, Florida St, Mississippi St, Michigan, TCU, UCLA, Clemson, LSU, Purdue, Washington.

Others receiving votes: Loyola (Chi) 162, Marquette 124, Indiana 98, Florida 71, Nebraska 35, Maryland 28, Wisconsin 24, Notre Dame 22, Cincinnati 21, Alabama 15, UCF 15, Buffalo 14, Arizona 14, Louisville 11, Miami 10, San Diego St 9, USC 6, Butler 6, Texas Tech 6, Texas 5, Arizona St 3, St. John's 3, Providence 2, Xavier 2, Missouri 1, NC State 1, Marshall 1, Davidson 1

USA Today Coaches Poll

Table with 4 columns: Rk, Team, Record, Points. Lists top 25 teams including Kansas (14), Kentucky (12), Duke (4), Gonzaga (1), Virginia (1), Tennessee, North Carolina, Villanova, Nevada, Michigan St, Kansas St, West Virginia (13), Syracuse, Florida St, Oregon, Virginia Tech, Michigan, Mississippi St, UCLA, TCU, Purdue, Clemson, Washington, Nebraska.

Others receiving votes: LSU 65, Loyola (Chi) 61, Florida 52, Indiana 34, Marquette 34, NC State 30, Cincinnati 30, Alabama 28, Maryland 26, Louisville 10, Providence 10, Buffalo 7, USC 6, Arizona 5, Butler 5, UCF 5, Wisconsin 4, Notre Dame 4, Texas 4, Missouri 3, Baylor 2, Miami 2, St. John's 1, Vanderbilt 1

WEEK-BY-WEEK

Table with 4 columns: Week, AP, Coaches, RPI. Shows rankings for Preseason, Week 2 through Week 17.

MISCELLANEOUS STATS

Table with 10 columns: Date, Opp., W/L, Points in Paint (UCF, Opp, Diff), Pts Off TOs (UCF, Opp, Diff), 2nd Chance Pts (UCF, Opp, Diff), Fast Break Pts (UCF, Opp, Diff). Lists various games from N6 to M9.

DUNK COUNTER

Table with 2 columns: Player, Dunks. Lists players like Terrell Allen, Frank Bertz, Chad Brown, Aubrey Dawkins (1), Ceasar DeJesus, Myles Douglas, Tacko Fall (1), Dre Fuller Jr., Dayon Griffin, Chance McSpadden, Collin Smith, BJ Taylor.





# JOHNNY DAWKINS head coach | third season



Johnny Dawkins was named UCF's seventh head men's basketball coach on Mar. 23, 2016 and has had immediate success in his first two seasons with the Knights.

Dawkins took over a 12-18 squad that hadn't finished above .500 since 2012-13 and led the Knights to a 24-12 record in his first season at the helm, the sixth best turnaround in the nation. With just seven scholarship players due to transfers and injuries, the Knights earned the fourth seed – their highest ever – in the American Athletic Conference Tournament, eventually falling to league champion

SMU in the semifinals.

A season full of firsts, UCF hosted its first NIT game in 2016-17, defeating Colorado for the program's first ever win in an NIT or NCAA Tournament game. The Knights went on to defeat top seeded Illinois State on the road, before coming home to the first ever sell-out crowd at CFE Arena and winning 68-58 over Illinois to earn a spot in the NIT Final Four.

Under Dawkins' leadership, UCF led all of NCAA Division I in defensive field goal percentage in 2016-17, holding opponents to just 36.5 percent from the floor. The Knights were also sixth in the nation, allowing only 61.2 points per game, and gave up 45 or less points in four games over the course of the year.

Dawkins was named a finalist for both the Jim Phelan and Ben Jobe National Coach of the Year awards his first season at UCF, but he also guided a number of his players to accomplishments along the way.

#### 2016-17 Individual Honors

- Tacko Fall was named The American Defensive Player of the Year, Lefty Driesell Defensive All-America, and finalist for Kareem Abdul-Jabbar Award
- B.J. Taylor earned Second Team All-Conference honors from The American after leading UCF with 17.4 points per game
- Matt Williams set new UCF records for three-pointers in a career, in a season and in a game, before signing a professional contract with the Miami Heat

In year two at the helm, Dawkins had to deal with significant injuries to his three best players. His son, Aubrey Dawkins, missed the entire season with a shoulder injury, B.J. Taylor missed the first half of the season, and Tacko Fall missed the second half of the year. Taylor and Fall only played one game together.

Through the injuries, Dawkins led the Knights to a 19-13 record, second only to his first season record in the last five years of UCF Basketball.

The team also had a number of firsts in year two under Dawkins.

#### Firsts in 2017-18

- First win over UConn at home and first since joining The American
- First win over SMU since joining The American
- First win over Memphis on the road
- First win over a ranked opponent in a true road game, defeating No. 24 Alabama

And the defense was as good as ever in Dawkins' second year coaching the Black and Gold.

#### Defensive Accomplishments in 2017-18

- Held three opponents under 40 points
  - Before the season, UCF had only held two opponents to less than 40 points in 33-year Division I history
- Set new school record, holding SMU to 37 points
- Ranked third in the nation, holding opponents to 61.7 points per game
- Ranked 10th in the nation, holding opponents to 40.1 percent from the field

## COACHING EXPERIENCE

2016-present	UCF	Head Coach
2008-16	Stanford	Head Coach
2000-08	Duke	Associate Head Coach
2006-08	USA Basketball	Player Personnel
1998-99	Duke	Assistant Coach

## NBA EXPERIENCE

1994-95	Detroit Pistons
1989-94	Philadelphia 76ers
1986-89	San Antonio Spurs
1986	Drafted, Spurs - 10th Overall

In two years, Johnny Dawkins has led UCF to new heights on the basketball court, but he has done an even better job with his players in the classroom. With Dawkins at the helm, the Knights men's basketball program recorded an average semester team GPA over 3.0 for the first time in recorded history. They then did it again, setting a new program record with an average semester GPA of 3.03 this spring.

### STANFORD STINT

Stanford put together four 20-win seasons in Dawkins' tenure as head coach. He is only the second coach in Stanford history with at least four 20-win seasons. Stanford's success on the court came against some of the toughest schedules in the nation. During the 2015-16 season, the Cardinal faced the sixth-most difficult slate in the country. A nation-leading 17 of Stanford's 30 games came against RPI Top 50 squads. Stanford's strength of schedule was rated in the top 50 each of the past four seasons, including two in the top 20, with an average rank of 27.75.

The Cardinal basketball program also excelled in the classroom during Dawkins' tenure, earning at least three Pac-12 All-Academic selections for five consecutive seasons and producing back-to-back Pac-12 Scholar-Athlete of the Year recipients (2014, 2015). Stanford also received annual national academic recognition, with three players earning National Association of Basketball Coaches (NABC) Honors Court status in 2015. The Cardinal was one of 20 NCAA Division I teams to earn an NABC Team Academic Excellence Award last season.

In 2012, Dawkins mentored Chasson Randle to become the consummate student-athlete. Randle finished that season as Stanford's all-time leading scorer and earned the program's first Academic All-America First Team selection since 2006. Under Dawkins, Stanford recorded back-to-back perfect Academic Progress Rate scores of 1000 in both the 2012-13 and 2013-14 reports, the two most recent to be released by the NCAA.

Player development was also markedly improved at Stanford under Dawkins' tutelage. Four Cardinal players were selected in the NBA Draft following their collegiate careers.

### LEARNING FROM A LEGEND

The Washington, D.C. native coached for 10 years under the legendary Mike Krzyzewski at Duke. During Dawkins' decade as a coach at Duke, the Blue Devils won a national championship (2001), tallied six ACC regular season championships, recorded seven ACC Tournament titles and posted a 330-60 record. In four consecutive seasons from 1999-2002, Duke finished the regular season ranked No. 1 in both national polls, a first in college basketball history. Duke reached a No. 1 national ranking in seven of the 10 seasons with Dawkins on the coaching staff.

While at Duke, he also served as the Player Personnel Director for the USA Basketball Senior National Team from 2006-08.



### DECORATED DUKIE

Following a prolific high school career at Mackin Catholic in Washington, D.C., Dawkins made his way to Duke, where he would become one of the most decorated players to step foot in Durham, North Carolina.

He played for the Blue Devils from 1983-86, earning Consensus All-America honors twice (1985, 1986). Dawkins was also voted as the 1986 Naismith National Player of the Year and named a Freshman All-American in 1983. During his collegiate career, he helped lead Duke to three NCAA Tournament berths, including an NCAA National Championship Game appearance in 1986. He was listed as an All-ACC honoree in all four seasons as a Blue Devil.

Dawkins finished his career as the school's all-time leading scorer and held that honor until 2006 when J.J. Redick surpassed his mark of 2,556 points. He recorded double-figure point totals in 129-of-133 collegiate games. Dawkins led the Blue Devils in scoring all four years, recording the fourth-highest season point total in school history with 809 in 1986. Dawkins remains Duke's career record-holder in field goals (1,026) and field goals attempted (2,019) while also owning the school's best single-season mark for field goals (331) during the 1986 campaign.

Dawkins was inducted into the Duke Sports Hall of Fame in September 1996. His jersey number 24 was retired by the school.

### PROFESSIONAL EXPERIENCE

A 1986 first-round draft pick (10th overall) by San Antonio, Dawkins saw action in nine NBA seasons with the Spurs, Philadelphia 76ers and Detroit Pistons. He averaged 11.1 points and 5.5 assists over 541 career NBA games.

### GIVING BACK TO THE GAME

Dawkins has served as a member of the National Association of Basketball Coaches Board of Directors since 2012. He also currently serves on the NCAA Division I Men's Basketball Ethics Coalition, an independent committee of current and former coaches, charged with promoting ethical conduct through leadership, education and mentoring opportunities, while identifying key issues challenging the coaching community.

## COACHING RECORD

Year	School	Record	Pct
2008-09	Stanford	20-14	.588
2009-10	Stanford	14-18	.438
2010-11	Stanford	15-16	.484
2011-12	Stanford	26-11	.703
2012-13	Stanford	19-15	.559
2013-14	Stanford	23-13	.639
2014-15	Stanford	24-13	.649
2015-16	Stanford	15-15	.500
2016-17	UCF	24-12	.667
2017-18	UCF	19-13	.594
2018-19	UCF	1-0	1.000
<b>Total</b>	<b>10 Seasons</b>	<b>200-140</b>	<b>.588</b>

## COACHING HIGHLIGHTS

2008-09	CBI Semifinals
2011-12	NIT Champions
2012-13	NIT Second Round
2013-14	NCAA Sweet 16
2014-15	NIT Champions
2015-16	NIT Semifinals
Finalist for Jim Phelan National Coach of the Year	
Finalist for Ben Jobe National Coach of the Year	

## COLLEGIATE CAREER

1982-86	Duke University
1985-86	Naismith National Player of the Year
	Consensus First Team All-America
	First Team All-ACC
	NCAA East Regional MVP
	ACC Tournament MVP
	Duke Team MVP
	Duke Co-Captain
1984-85	Consensus First Team All-America
	First Team All-ACC
	Duke Team MVP
1983-84	Second Team All-ACC
	Duke Team MVP
1982-83	Freshman All-America
	Second Team All-ACC
	Duke Team MVP

## THE DAWKINS FILE

Hometown	Washington, D.C.
High School	Mackin Catholic
College	Duke, 1986



# BJ TAYLOR

6-2 | 195 | r-senior | guard  
orlando, fla. | boone hs



## KNIGHT NOTES

### 2018-19

- Rider 11/6: Led the Knights with 22 points and four assists
- Past former teammate Matt Williams for 17th all-time in program history with 1,114 career points
- Named Preseason Player of the Year in The American
- Also named Preseason First Team All-Conference by the league's coaches
- Additionally, named Preseason First Team All-Conference by FanRag Sports, NCAA.com, Blue Ribbon Yearbook, NBC Sports
- NCAA.com named Taylor the #5 best senior heading into 2018-19 season

### 2017-18

- Became the 19th member of UCF's 1,000-Point Club and now has 1,092 points in his three seasons
- He is the third fastest to 1,000 points in UCF's Division I era.
- With 269 career free throws made, he's now 10th in UCF history.
- Named Preseason First Team All-Conference by The American.
- Injured during first game of the season and missed 16 straight games with foot injury.
- Had seven 20-point performances in final 14 games of the season.
- Led UCF with 15.9 points per game and would have ranked fifth in The American if qualified due to games played.
- One of three Knights in the last 20 years to score 15+ ppg in back-to-back seasons.
- Also led the Knights with 3.2 assists per game.
- Knocked down 26 threes, shooting a team and career high 38.8 percent from long distance.

### 2016-17

- Earned Second Team All-Conference honors from The American.
- Led the Knights and ranked fourth in The American with 17.4 ppg.
- Also led the team and ranked 10th in the league with 3.5 assists per game.

## 2018-19 HIGHS

Points	22	Rider (11/6/18)
Rebounds	2	Rider (11/6/18)
Assists	4	Rider (11/6/18)
Steals	1	Rider (11/6/18)
Blocks	--	--
FG made	5	Rider (11/6/18)
FG attempts	13	Rider (11/6/18)
3FG made	2	Rider (11/6/18)
3FG attempts	4	Rider (11/6/18)
FT made	10	Rider (11/6/18)
FT attempts	14	Rider (11/6/18)

## GAME-BY-GAME

Opponent	Date	gs	min	fg-fga	pct	3fg-fga	pct	ft-fa	pct	off	def	tot	avg	pf	a	t/o	blk	stl	pts	avg
RIDER	11/06/	1	33	5-13	.38	2-4	.50	10-14	.71	1	1	2	2.0	1	4	2	0	1	22	22.0
Totals		1	33	5-13	.38	2-4	.50	10-14	.71	1	1	2	2.0	1	4	2	0	1	22	22.0

Games played: 1  
 Minutes/game: 33.0  
 Points/game: 22.0  
 FG Pct: 38.5  
 3FG Pct: 50.0  
 FT Pct: 71.4

Rebounds/game: 2.0  
 Assists/game: 4.0  
 Turnovers/game: 2.0  
 Assist/turnover ratio: 2.0  
 Steals/game: 1.0

## CAREER HIGHS

Points	33	Tulane (1/14/15)
Rebounds	9	Stetson (11/16/14)
Assists	10	vs. Miss State (11/17/16)
Steals	4	Seattle (11/26/16)
Blocks	1	3x, last USF (1/17/17)
FG made	11	Tulane (1/14/15)
FG attempts	21	#11 Wichita St. (3/1/18)
3FG made	6	USC Upstate (11/23/14)
3FG attempts	10	Memphis (2/22/15)
FT made	13	at Memphis (1/17/15)
FT attempts	15	at Memphis (1/17/15)

## MISCELLANEOUS GAME STATS

Led team in scoring	35
Led team in rebounds	1
Led team in assists	37
Double Figure Points	57
Double Figure Rebounds	--
Double-Doubles	1
20-Point Games	21
30-Point Games	1
3+ Three Pointers	18
5+ Assists	16
3+ Steals	3
3+ Blocks	--

## CAREER STATISTICS

Year	GP	GS	Minutes		Totals			3-Point			Free Throws			Rebounds				Scoring							
			Min	Avg	FG	FGA	Pct	FG	FGA	Pct	FT	FTA	Pct	Off	Def	Tot	Avg	PF	FO	Ast	T/O	Blk	Stl	Pts	Avg
2014-15	26	26	855	32.9	107	286	.374	45	129	.349	75	106	.708	10	67	77	3.0	38	0	65	32	2	24	334	12.8
2016-17	29	28	1057	36.4	165	399	.414	48	141	.340	126	175	.720	11	105	116	4.0	60	1	101	64	1	32	504	17.4
2017-18	16	14	495	30.9	80	201	.398	26	67	.388	68	101	.673	3	29	32	2.0	20	0	51	28	0	8	254	15.9
2018-19	1	1	33	33.0	5	13	.385	2	4	.500	10	14	.714	1	1	2	2.0	1	0	4	2	0	1	22	22.0
<b>Total</b>	<b>72</b>	<b>69</b>	<b>2,440</b>	<b>33.9</b>	<b>357</b>	<b>899</b>	<b>.397</b>	<b>121</b>	<b>341</b>	<b>.355</b>	<b>279</b>	<b>396</b>	<b>.705</b>	<b>25</b>	<b>202</b>	<b>227</b>	<b>3.2</b>	<b>119</b>	<b>1</b>	<b>221</b>	<b>126</b>	<b>3</b>	<b>65</b>	<b>1,114</b>	<b>15.5</b>



# TERRELL ALLEN

6-3 | 185 | r-junior | guard  
upper marlboro, md. | dematha catholic



## KNIGHT NOTES

### 2018-19

- Rider 11/6: Scored 13 points, had five rebounds and dished out four assists with just one turnover

### 2017-18

- Played in all 32 games, starting 22 in first season on the court with the Knights.
- Led the Knights with 88 assists and 43 steals.
- Finished 10th in the The American with 1.3 steals per game.
- Recorded multiple assists in 23 of 32 games.
- Averaged 5.5 points and 3.0 rebounds in 30.0 minutes per game.
- Named to American Athletic Conference Honor Roll once.
- ECU (3/8): Recorded a season high and tied a career best with five steals in the First Round win.
- Tulane (3/4): Had three steals, including one in the final moments to seal the victory.
- UConn (1/10): Scored 12 points on 4-of-7 shooting.
- ECU (12/31): Grabbed a season high six rebounds.
- Stetson (12/19): Dished out a career high nine assists.
- Southern (12/9): Had eight points, six assists, four rebounds and two steals.
- Alabama (12/3): Led UCF to win with 16 points, eight assists and four steals.
- Missouri (11/30): Scored nine points and had four rebounds.
- Gardner-Webb (11/15): Scored 12 points on perfect 4-for-4 shooting, with three assists and three steals in first start with the Knights.
- Mercer (11/10): Scored six points, had three rebounds and three steals in debut as a Knight.

### 2018-19 HIGHS

Points	13	Rider (11/6/18)
Rebounds	5	Rider (11/6/18)
Assists	4	Rider (11/6/18)
Steals	--	--
Blocks	--	--
FG made	4	Rider (11/6/18)
FG attempts	6	Rider (11/6/18)
3FG made	1	Rider (11/6/18)
3FG attempts	2	Rider (11/6/18)
FT made	4	Rider (11/6/18)
FT attempts	5	Rider (11/6/18)

### CAREER HIGHS

Points	20	at William & Mary (2/20/16)
Rebounds	8	at Hofstra (1/14/16)
Assists	9	at Stetson (12/19/17)
Steals	5	2x, last vs. ECU (3/8/18)
Blocks	1	4x, last vs. Hofstra (3/5/16)
FG made	8	Elon (2/18/16)
FG attempts	13	3x, last at JMU (1/21/16)
3FG made	2	4x, last at UConn (1/10/18)
3FG attempts	5	3x, last vs. Hofstra (3/5/16)
FT made	10	Delaware (2/25/16)
FT attempts	15	High Point (11/18/15)

### MISCELLANEOUS GAME STATS

Led team in scoring	8
Led team in rebounds	2
Led team in assists	30
Double Figure Points	19
Double Figure Rebounds	--
Double-Doubles	--
20-Point Games	1
30-Point Games	--
3+ Three Pointers	--
5+ Assists	15
3+ Steals	14
3+ Blocks	--

### CAREER STATISTICS

Year	GP	GS	Minutes		Totals			3-Point			Free Throws			Rebounds					Scoring						
			Min	Avg	FG	FGA	Pct	FG	FGA	Pct	FT	FTA	Pct	Off	Def	Tot	Avg	PF	FO	Ast	T/O	Blk	Stl	Pts	Avg
2016-17	31	29	1021	32.9	94	231	.407	18	56	.321	98	117	.838	16	77	93	3.0	88	1	107	55	4	48	304	9.8
2017-18	32	22	960	30.0	63	156	.404	10	30	.333	40	58	.690	21	75	96	3.0	77	2	88	55	0	43	176	5.5
2018-19	1	1	30	30.0	4	6	.667	1	2	.500	4	5	.800	1	4	5	5.0	2	0	4	1	0	0	13	13.0
<b>Total</b>	<b>64</b>	<b>52</b>	<b>2.011</b>	<b>31.4</b>	<b>161</b>	<b>393</b>	<b>.410</b>	<b>29</b>	<b>88</b>	<b>.330</b>	<b>142</b>	<b>180</b>	<b>.789</b>	<b>38</b>	<b>156</b>	<b>197</b>	<b>3.1</b>	<b>167</b>	<b>3</b>	<b>199</b>	<b>111</b>	<b>4</b>	<b>91</b>	<b>493</b>	<b>7.7</b>

## GAME-BY-GAME

Opponent	Date	qs	min	Total		3-Pointers		Free throws		Rebounds				pf	a	t/o	blk	stl	pts	avg
				fg-fga	pct	3fg-fga	pct	ft-fta	pct	off	def	tot	avg							
RIDER	11/06/18	*	30	4-6	.66	1-2	.50	4-5	.80	1	4	5	5.0	2	4	1	0	0	13	13.0
<b>Totals</b>																				

Games played: 1  
Minutes/game: 30.0  
Points/game: 13.0  
FG Pct: 66.7  
3FG Pct: 50.0  
FT Pct: 80.0

Rebounds/game: 5.0  
Assists/game: 4.0  
Turnovers/game: 1.0  
Assist/turnover ratio: 4.0



# DRE FULLER JR.

6-5 | 210 | freshman | guard  
fayetteville, n.c. | admiral farragut (fla.)



## KNIGHT NOTES

### High School

- Played final three seasons at Admiral Farragut Academy in St. Petersburg, Fla.
- Led his team to the regionals
- Nominated for the McDonald's All-American Game
- Earned First Team All-Conference honors
- Named Spectrum Sports Player of the Week
- Honor Roll student

### 2018-19 HIGHS

Points	--	--
Rebounds	--	--
Assists	--	--
Steals	--	--
Blocks	--	--
FG made	--	--
FG attempts	--	--
3FG made	--	--
3FG attempts	--	--
FT made	--	--
FT attempts	--	--

### CAREER HIGHS

Points	--	--
Rebounds	--	--
Assists	--	--
Steals	--	--
Blocks	--	--
FG made	--	--
FG attempts	--	--
3FG made	--	--
3FG attempts	--	--
FT made	--	--
FT attempts	--	--

### MISCELLANEOUS GAME STATS

Led team in scoring	--
Led team in rebounds	--
Led team in assists	--
Double Figure Points	--
Double Figure Rebounds	--
Double-Doubles	--
20-Point Games	--
30-Point Games	--
3+ Three Pointers	--
5+ Assists	--
3+ Steals	--
3+ Blocks	--

## GAME-BY-GAME



# CEASAR DEJESUS

6-2 | 190 | r-sophomore | guard  
west new york, n.j. | mt. zion prep (md.)



## KNIGHT NOTES

### 2018-19

- Rider 11/6: Scored six points in 15 minutes off the bench

### 2017-18

- Played in and started all 32 games as a redshirt freshman, the most games started by a UCF freshman in program history.
- Named The American Rookie of the Week three times.
- Fifth on the team with 8.6 points per game.
- Also averaged 2.3 rebounds and was fourth on the team with 1.8 assists per game.
- Scored in double figures 10 times, leading the team in scoring in four games.
- Was fourth on the team with 24 steals, recording three steals in a game twice.
- Was 12th in The American with a .742 free throw percentage and improved that to second during league play with an .872 mark.
- Houston (3/9): Scored 10 points and grabbed three rebounds.
- ECU (3/8): Went 2-for-2 from beyond the arc for nine points.
- Houston (2/3): Scored 10 points and went 5-of-6 from the free throw line.
- UConn (1/10): Led the Knights with 13 points.
- Temple (1/7): Had 13 points and a season high with three steals.
- Memphis (1/3): Scored 14 points on 4-of-9 shooting.
- ECU (12/31): Scored 15 points in the road win.
- Stetson (12/19): Grabbed a season high six rebounds.
- Nebraska (11/23): Had 15 points on 6-of-10 shoot in win.
- William & Mary (11/18): Scored 11 points, had three assists and recorded two steals.
- Mercer (11/10): Led UCF with a season high 16 points and three steals in collegiate debut.

### 2018-19 HIGHS

Points	6	Rider (11/6/18)
Rebounds	2	Rider (11/6/18)
Assists	1	Rider (11/6/18)
Steals	1	Rider (11/6/18)
Blocks	--	--
FG made	3	Rider (11/6/18)
FG attempts	5	Rider (11/6/18)
3FG made	--	--
3FG attempts	1	Rider (11/6/18)
FT made	--	--
FT attempts	1	Rider (11/6/18)

## GAME-BY-GAME

Opponent	Date	gs	min	Total		3-Pointers		Free throws		Rebounds				Totals						
				fg-fga	pct	3fg-fga	pct	ft-fa	pct	off	def	tot	avg	pf	a	t/o	blk	stl	pts	avg
RIDER	11/06/		15	3-5	.60	0-1	.00	0-1	.00	1	1	2	2.0	1	1	1	0	1	6	6.0
Totals		0	15	3-5	.60	0-1	.00	0-1	.00	1	1	2	2.0	1	1	1	0	1	6	6.0

Games played: 1	Rebounds/game: 2.0
Minutes/game: 15.0	Assists/game: 1.0
Points/game: 6.0	Turnovers/game: 1.0
FG Pct: 60.0	Assist/turnover ratio: 1.0
3FG Pct: 0.0	Steals/game: 1.0
FT Pct: 0.0	

### CAREER HIGHS

Points	16	Mercer (11/10/17)
Rebounds	6	at Stetson (12/19/17)
Assists	4	2x, last at UConn (1/10/18)
Steals	3	2x, last Temple (1/7/18)
Blocks	--	--
FG made	6	2x, last vs. Nebraska (11/23/17)
FG attempts	13	at ECU (12/31/17)
3FG made	3	at ECU (12/31/17)
3FG attempts	5	at ECU (12/31/17)
FT made	5	4x, last Houston (2/3/18)
FT attempts	7	Mercer (11/10/17)

### MISCELLANEOUS GAME STATS

Led team in scoring	4
Led team in rebounds	1
Led team in assists	6
Double Figure Points	10
Double Figure Rebounds	--
Double-Doubles	--
20-Point Games	--
30-Point Games	--
3+ Three Pointers	1
5+ Assists	--
3+ Steals	2
3+ Blocks	--

### CAREER STATISTICS

Year	GP	GS	Minutes		Totals			3-Point			Free Throws			Rebounds				Scoring							
			Min	Avg	FG	FGA	Pct	FG	FGA	Pct	FT	FTA	Pct	Off	Def	Tot	Avg	PF	FO	Ast	T/O	Blk	Stl	Pts	Avg
2017-18	32	32	877	27.4	94	226	.416	17	45	.378	69	93	.742	14	59	73	2.3	50	0	58	61	0	24	274	8.6
2018-19	1	0	15	15.0	3	5	.600	0	1	.000	0	1	.000	1	1	2	2.0	1	0	1	1	0	1	6	6.0
<b>Total</b>	<b>33</b>	<b>32</b>	<b>892</b>	<b>27.0</b>	<b>97</b>	<b>231</b>	<b>.420</b>	<b>17</b>	<b>46</b>	<b>.370</b>	<b>69</b>	<b>94</b>	<b>.734</b>	<b>15</b>	<b>60</b>	<b>75</b>	<b>2.3</b>	<b>51</b>	<b>0</b>	<b>59</b>	<b>62</b>	<b>0</b>	<b>25</b>	<b>280</b>	<b>8.5</b>



# DAYON GRIFFIN

6-4 | 210 | r-senior | guard  
st. petersburg, fla. | st. petersburg hs



## KNIGHT NOTES

### 2018-19

- Rider 11/6: Scored five points on 2-of-4 shooting in 20 minutes off the bench

### 2017-18

- Played in all 32 games, starting four in first season on the court for the Knights.
- Fourth on the team with 8.7 points per game.
- Also averaged 4.1 rebounds per game, dished out 38 assists and picked up 26 steals.
- Led the Knights with 56 three-pointers.
- Made a three in 26 out of 32 games, recording multiple three-pointers 19 times.
- Scored in double figures in 16 games during the season.
- First UCF player to score in double figures in first three games as a Knight since 2000-01.
- UConn (1/31): Grabbed a career high eight rebounds to go with 12 points and two threes.
- Wichita (1/25): Led UCF with 15 points on three 3-pointers.
- Temple (1/7): Led the Knights with 15 points on 3-of-5 from beyond the arc.
- Mercer (11/10): Led the Knights with 16 points in debut as a Knight.

## 2018-19 HIGHS

Points	5	Rider (11/6/18)
Rebounds	2	Rider (11/6/18)
Assists	1	Rider (11/6/18)
Steals	1	Rider (11/6/18)
Blocks	--	--
FG made	2	Rider (11/6/18)
FG attempts	4	Rider (11/6/18)
3FG made	1	Rider (11/6/18)
3FG attempts	3	Rider (11/6/18)
FT made	--	--
FT attempts	--	--

## GAME-BY-GAME

Opponent	Date	gs	min	Total		3-Pointers		Free throws		Rebounds				pf	a	t/o	blk	stl	pts	avg			
				fg	fga	pct	3fg	3fga	pct	ft	fta	pct	off								def	tot	avg
RIDER	11/06/		20	2	4	.50	1	3	.33	0	0	.00	1	1	2	2.0	2	1	1	0	1	6	5.0
Totals		0	20	2	4	.50	1	3	.33	0	0	.00	1	1	2	2.0	2	1	1	0	1	6	5.0

Games played: 1  
 Minutes/game: 20.0  
 Points/game: 5.0  
 FG Pct: 50.0  
 3FG Pct: 33.3

Rebounds/game: 2.0  
 Assists/game: 1.0  
 Turnovers/game: 1.0  
 Assist/turnover ratio: 1.0  
 Steals/game: 1.0

## CAREER HIGHS

Points	29	vs. ETSU (3/28/16)
Rebounds	8	UConn (1/31/18)
Assists	6	Rice (2/27/16)
Steals	4	3x, last vs. ETSU (3/28/16)
Blocks	2	4x, last SC State (12/21/17)
FG made	12	vs. ETSU (3/28/16)
FG attempts	20	vs. ETSU (3/28/16)
3FG made	7	Charlotte (1/9/16)
3FG attempts	10	2x, last at Tulsa (2/21/18)
FT made	6	Mercer (11/10/17)
FT attempts	9	Mercer (11/10/17)

## MISCELLANEOUS GAME STATS

Led team in scoring	8
Led team in rebounds	3
Led team in assists	4
Double Figure Points	34
Double Figure Rebounds	--
Double-Doubles	--
20-Point Games	3
30-Point Games	--
3+ Three Pointers	15
5+ Assists	3
3+ Steals	8
3+ Blocks	--

## CAREER STATISTICS

Year	GP	GS	Minutes		Totals			3-Point			Free Throws			Rebounds				Scoring							
			Min	Avg	FG	FGA	Pct	FG	FGA	Pct	FT	FTA	Pct	Off	Def	Tot	Avg	PF	FO	Ast	T/O	Blk	Stl	Pts	Avg
2014-15	28	0	183	6.5	15	29	.517	5	10	.500	2	12	.167	3	24	27	1.0	15	0	5	14	6	11	37	1.3
2015-16	33	29	959	29.1	139	290	.479	56	148	.378	38	68	.559	20	119	139	4.2	60	0	57	45	8	45	372	11.3
2017-18	32	4	877	27.4	95	271	.351	56	174	.322	31	53	.585	22	108	130	4.1	44	0	38	42	9	26	277	8.7
2018-19	1	0	20	20.0	2	4	.500	1	3	.333	0	0	.000	1	1	2	2.0	2	0	1	1	0	1	5	5.0
<b>Total</b>	<b>94</b>	<b>33</b>	<b>2,039</b>	<b>21.7</b>	<b>251</b>	<b>594</b>	<b>.423</b>	<b>118</b>	<b>335</b>	<b>.352</b>	<b>71</b>	<b>133</b>	<b>.534</b>	<b>46</b>	<b>255</b>	<b>301</b>	<b>3.2</b>	<b>121</b>	<b>0</b>	<b>101</b>	<b>102</b>	<b>23</b>	<b>83</b>	<b>691</b>	<b>7.4</b>



# AUBREY DAWKINS

6-6 | 205 | r-junior | guard  
durham, n.c. | new hampton prep (n.h.)



## KNIGHT NOTES

### 2018-19

- Rider 11/6: Recorded first career double-double with 16 points and a career high 10 rebounds

### 2016-18 at UCF

- Sat out the 2016-17 season due to NCAA transfer rules
- Missed all of the 2017-18 season after suffering shoulder injury during preseason

### 2014-16 at MICHIGAN

- As a sophomore, played in all 36 games with nine starts, averaging 15.8 minutes per game.
- Averaged 6.5 points and 2.5 rebounds in 2015-16.
- Scored in double figures 10 times with a season-best 19 points against Youngstown State (12/19).
- Named Michigan's "Sixth Man of the Year", producing five double-digit performance off the bench.
- Shot 50 percent from the field and 44 percent from behind the arc.
- As a freshman, played in 30 games with 13 starts, averaging 7.0 points and 20.7 minutes of action.
- Recorded eight double figure scoring games, including three 20-point performances.
- Scored a career-best 31 points against Rutgers (3/7).
- Shot 47.8 percent from the field and 43.8 percent from three-point range.
- Shot 87.0 percent from the free throw line.

## 2018-19 HIGHS

Points	16	Rider (11/6/18)
Rebounds	10	Rider (11/6/18)
Assists	--	--
Steals	2	Rider (11/6/18)
Blocks	2	Rider (11/6/18)
FG made	5	Rider (11/6/18)
FG attempts	14	Rider (11/6/18)
3FG made	1	Rider (11/6/18)
3FG attempts	8	Rider (11/6/18)
FT made	5	Rider (11/6/18)
FT attempts	7	Rider (11/6/18)

## GAME-BY-GAME

Opponent	Date	gs	min	Total		3-Pointers		Free throws		Rebounds				pf	a	t/o	blk	stl	pts	avg			
				fg	fga	pct	3fg	3fga	pct	ft	fta	pct	off								def	tot	avg
RIDER	11/06/	*	31	5	14	.35	1	8	.12	5	7	.71	1	9	10	10.0	2	0	3	2	2	16	16.0
Totals		1	31	5	14	.35	1	8	.12	5	7	.71	1	9	10	10.0	2	0	3	2	2	16	16.0

Games played: 1  
 Minutes/game: 31.0  
 Points/game: 16.0  
 FG Pct: 35.7  
 3FG Pct: 12.5  
 FT Pct: 71.4

Rebounds/game: 10.0  
 Turnovers/game: 3.0  
 Steals/game: 2.0  
 Blocks/game: 2.0

## CAREER HIGHS

Points	31	Rutgers (3/7/15)
Rebounds	10	Rider (11/6/18)
Assists	3	2x, last Michigan St. (2/6/16)
Steals	2	4x, last Rider (11/6/18)
Blocks	2	2x, last Rider (11/6/18)
FG made	10	Rutgers (3/7/15)
FG attempts	15	Rutgers (3/7/15)
3FG made	8	Rutgers (3/7/15)
3FG attempts	11	Rutgers (3/7/15)
FT made	6	Michigan State (2/6/16)
FT attempts	8	Michigan State (2/6/16)

## MISCELLANEOUS GAME STATS

Led team in scoring	5
Led team in rebounds	3
Led team in assists	1
Double Figure Points	19
Double Figure Rebounds	1
Double-Doubles	1
20-Point Games	3
30-Point Games	1
3+ Three Pointers	10
5+ Assists	--
3+ Steals	--
3+ Blocks	--

## CAREER STATISTICS

Year	GP	GS	Minutes		Totals			3-Point			Free Throws			Rebounds				Scoring							
			Min	Avg	FG	FGA	Pct	FG	FGA	Pct	FT	FTA	Pct	Off	Def	Tot	Avg	PF	FO	Ast	T/O	Blk	Stl	Pts	Avg
2014-15	30	13	620	20.7	75	157	.478	39	89	.438	20	23	.870	22	41	63	2.1	49	2	11	19	7	10	209	7.0
2015-16	36	9	568	15.8	85	170	.500	44	100	.440	21	29	.724	23	66	89	2.5	45	0	18	21	5	16	235	6.5
2018-19	1	1	31	31.0	5	14	.357	1	8	.125	5	7	.714	1	9	10	10.0	2	0	0	3	2	2	16	16.0
<b>Total</b>	<b>67</b>	<b>23</b>	<b>1219</b>	<b>18.2</b>	<b>165</b>	<b>341</b>	<b>.484</b>	<b>84</b>	<b>197</b>	<b>.426</b>	<b>46</b>	<b>59</b>	<b>.780</b>	<b>46</b>	<b>110</b>	<b>156</b>	<b>2.3</b>	<b>96</b>	<b>2</b>	<b>29</b>	<b>43</b>	<b>14</b>	<b>28</b>	<b>462</b>	<b>6.9</b>





# FRANKBERTZ

6-5 | 180 | junior | guard  
hesperia, calif. | sultana hs



## KNIGHT NOTES

### 2018-19

- Rider 11/6: Made UCF debut

### Prior to UCF

- A two-year starter at East Los Angeles College
- As a sophomore, shot 79-of-166 (48%) from three-point range
- Also averaged 13.2 points and 3.6 rebounds per game, while shooting 88 percent from the free throw line
- Led ELAC to a 24-6 overall record and a 9-1 league mark
- His squad won the South Coast Conference Championship
- Earned First Team All-Conference honors

### 2018-19 HIGHS

Points	--	--
Rebounds	--	--
Assists	1	Rider (11/6/18)
Steals	--	--
Blocks	--	--
FG made	--	--
FG attempts	1	Rider (11/6/18)
3FG made	--	--
3FG attempts	1	Rider (11/6/18)
FT made	--	--
FT attempts	--	--

## GAME-BY-GAME

Opponent	Date	gs	min	Total		3-Pointers		Free throws		Rebounds				pf	a	t/o	blk	stl	pts	avg
				fg-fga	pct	3fg-fga	pct	ft-fa	pct	off	def	tot	avg							
RIDER	11/06/	2		0-1	.00	0-1	.00	0-0	.00	0	0	0	0	0	0	0	0	0	0	0.0
Totals		0	2	0-1	.00	0-1	.00	0-0	.00	0	0	0	0	0	0	0	0	0	0	0.0

Games played: 1  
 Minutes/game: 2.0  
 FG Pct: 0.0  
 3FG Pct: 0.0  
 Assists/game: 1.0  
 Assist/turnover ratio: 99.9

### CAREER HIGHS

Points	--	--
Rebounds	--	--
Assists	1	Rider (11/6/18)
Steals	--	--
Blocks	--	--
FG made	--	--
FG attempts	1	Rider (11/6/18)
3FG made	--	--
3FG attempts	1	Rider (11/6/18)
FT made	--	--
FT attempts	--	--

### MISCELLANEOUS GAME STATS

Led team in scoring	--
Led team in rebounds	--
Led team in assists	--
Double Figure Points	--
Double Figure Rebounds	--
Double-Doubles	--
20-Point Games	--
30-Point Games	--
3+ Three Pointers	--
5+ Assists	--
3+ Steals	--
3+ Blocks	--

### CAREER STATISTICS

Year	GP	GS	Minutes		Totals			3-Point			Free Throws			Rebounds				Scoring							
			Min	Avg	FG	FGA	Pct	FG	FGA	Pct	FT	FTA	Pct	Off	Def	Tot	Avg	PF	FO	Ast	T/O	Blk	Stl	Pts	Avg
2018-19	1	0	2	2.0	0	1	.000	0	1	.000	0	0	.000	0	0	0	0.0	2	0	1	0	0	0	0	0.0
Totals	1	0	2	2.0	0	1	.000	0	1	.000	0	0	.000	0	0	0	0.0	2	0	1	0	0	0	0	0.0



# CHAD BROWN

6-9 | 245 | senior | forward  
deltona, fla. | deltona hs



## KNIGHT NOTES

### 2018-19

- Rider 11/6: Had two blocked shots

### 2017-18

- Played in all 32 games, starting 15 times.
- Averaged 5.2 points and was third on the team with 4.6 rebounds per game.
- Led the Knights with 34 blocked shots, ranking eighth in the league with 1.1 blocks per game.
- Was 11th in the league with 1.8 offensive rebounds per game during conference games.
- ECU (3/8): Had eight points and tied a career high with 10 boards.
- Memphis (2/11): Had seven points, eight rebounds and three blocks.
- USF (1/20): Matched career highs with 13 points and 10 rebounds.
- St. John's (11/26): Led the Knights in scoring for the first time with 12 points
- Gardner-Webb (11/15): Scored 10 points, had a career high 10 rebounds and blocked a career best five shots for first career double-double.

## 2018-19 HIGHS

Points	2	Rider (11/6/18)
Rebounds	2	Rider (11/6/18)
Assists	--	--
Steals	--	--
Blocks	2	Rider (11/6/18)
FG made	1	Rider (11/6/18)
FG attempts	1	Rider (11/6/18)
3FG made	--	--
3FG attempts	--	--
FT made	--	--
FT attempts	--	--

## GAME-BY-GAME

Opponent	Date	gs	min	Total		3-Pointers		Free throws		Rebounds				pf	a	l/o	blk	stl	pts	avg
				fg	fga	pct	3fg	3fga	pct	ft	fta	pct	off							
RIDER	11/06/		14	1-1	1.00	0-0	.00	0-0	.00	0	2	2	2.0	5	0	0	2	0	2	2.0
Totals		0	14	1-1	1.00	0-0	.00	0-0	.00	0	2	2	2.0	5	0	0	2	0	2	2.0

Games played: 1  
Minutes/game: 14.0  
Points/game: 2.0  
FG Pct: 100.0

Rebounds/game: 2.0  
Blocks/game: 2.0

## CAREER HIGHS

Points	13	2x, last at USF (1/20/18)
Rebounds	10	3x, last vs. ECU (3/8/18)
Assists	2	UConn (2/11/17)
Steals	3	vs. ECU (3/8/18)
Blocks	5	G-WU (11/15/17)
FG made	6	at USF (1/20/18)
FG attempts	8	2x, last at USF (1/20/18)
3FG made	-	--
3FG attempts	-	--
FT made	8	2x, last vs. St. John's (11/26/17)
FT attempts	13	vs. St. John's (11/26/17)

## MISCELLANEOUS GAME STATS

Led team in scoring	1
Led team in rebounds	9
Led team in assists	1
Double Figure Points	9
Double Figure Rebounds	3
Double-Doubles	2
20-Point Games	--
30-Point Games	--
3+ Three Pointers	--
5+ Assists	--
3+ Steals	1
3+ Blocks	6

## CAREER STATISTICS

Year	GP	GS	Minutes		Totals			3-Point			Free Throws			Rebounds				Scoring							
			Min	Avg	FG	FGA	Pct	FG	FGA	Pct	FT	FTA	Pct	Off	Def	Tot	Avg	PF	FO	Ast	T/O	Blk	Stl	Pts	Avg
2015-16	15	0	62	4.1	2	11	.182	0	0	.000	2	5	.400	10	5	15	1.0	14	1	0	1	3	0	6	0.4
2016-17	36	1	472	13.1	44	91	.484	0	0	.000	65	104	.625	52	75	127	3.5	75	2	6	31	26	8	153	4.3
2017-18	32	15	597	18.7	56	110	.509	0	0	.000	53	93	.570	57	90	147	4.6	72	1	5	26	34	16	165	5.2
2018-19	1	0	14	14.0	1	1	1.000	0	0	.000	0	0	.000	0	2	2	2.0	5	1	0	0	2	0	2	2.0
<b>Total</b>	<b>84</b>	<b>16</b>	<b>1145</b>	<b>13.6</b>	<b>103</b>	<b>213</b>	<b>.484</b>	<b>0</b>	<b>0</b>	<b>.000</b>	<b>120</b>	<b>202</b>	<b>.594</b>	<b>119</b>	<b>172</b>	<b>291</b>	<b>3.5</b>	<b>166</b>	<b>5</b>	<b>11</b>	<b>58</b>	<b>65</b>	<b>24</b>	<b>326</b>	<b>3.9</b>



# CHANCE MCSPADDEN KNIGHT NOTES

6-4 | 185 | r-junior | guard  
winter haven, fla. | winter haven hs



## 2018-19

- Rider 11/6: Scored two points in eight minutes off the bench

## 2017-18

- Played in 18 games, starting three, missing 14 contests due to injury.
- Averaged 5.3 points and 2.9 rebounds per game.
- Added 10 assists and 13 steals.
- SC State (12/21): Scored 10 points, with four rebounds, three assists, two blocks and three steals.
- William & Mary (11/18): Led UCF with 18 points, five rebounds and four assists.
- Gardner-Webb (11/15): Grabbed a career high eight rebounds to go with nine points.
- Mercer (11/10): Scored 13 points in first game back after season-long knee injury.

## 2018-19 HIGHS

Points	2	Rider (11/6/18)
Rebounds	2	Rider (11/6/18)
Assists	--	--
Steals	--	--
Blocks	--	--
FG made	1	Rider (11/6/18)
FG attempts	3	Rider (11/6/18)
3FG made	0	Rider (11/6/18)
3FG attempts	2	Rider (11/6/18)
FT made	--	--
FT attempts	1	Rider (11/6/18)

## GAME-BY-GAME

Opponent	Date	gs	min	Total		3-Pointers		Free throws		Rebounds			pf	a	t/o	blk	stl	pts	avg
				fg-fga	pct	3fg-fga	pct	ft-fta	pct	off	def	tot							
RIDER	11/06/		8	1-3	.33	0-2	.00	0-1	.00	0	2	2	2.0	0	0	1	0	2	2.0
Totals		0	8	1-3	.33	0-2	.00	0-1	.00	0	2	2	2.0	0	0	1	0	2	2.0

Games played: 1  
Minutes/game: 8.0  
Points/game: 2.0  
FG Pct: 33.3  
3FG Pct: 0.0  
FT Pct: 0.0

Rebounds/game: 2.0  
Turnovers/game: 1.0

## CAREER HIGHS

Points	21	at Stetson (12/2/15)
Rebounds	8	G-WU (11/15/17)
Assists	7	Houston (2/24/16)
Steals	5	Illinois-Chicago (12/5/15)
Blocks	2	SC State (12/21/17)
FG made	7	2x, last W&M (11/18/17)
FG attempts	12	Houston (2/24/16)
3FG made	3	at Stetson (12/2/15)
3FG attempts	6	at Stetson (12/2/15)
FT made	7	at USF (1/20/16)
FT attempts	8	2x, last G-WU (11/15/17)

## MISCELLANEOUS GAME STATS

Led team in scoring	2
Led team in rebounds	2
Led team in assists	4
Double Figure Points	10
Double Figure Rebounds	--
Double-Doubles	--
20-Point Games	1
30-Point Games	--
3+ Three Pointers	1
5+ Assists	3
3+ Steals	2
3+ Blocks	--

## CAREER STATISTICS

Year	GP	GS	Minutes		Totals			3-Point			Free Throws			Rebounds				Scoring							
			Min	Avg	FG	FGA	Pct	FG	FGA	Pct	FT	FTA	Pct	Off	Def	Tot	Avg	PF	FO	Ast	T/O	Blk	Stl	Pts	Avg
2015-16	30	7	484	16.1	56	123	.455	15	46	.326	42	51	.824	9	41	50	1.7	31	0	46	50	3	16	169	5.6
2017-18	18	3	303	16.8	35	94	.372	7	33	.212	19	25	.760	14	39	53	2.9	16	0	10	30	2	13	96	5.3
2018-19	1	0	8	8.0	1	3	.333	0	2	.000	0	1	.000	0	2	2	2.0	0	0	0	1	0	0	2	2.0
<b>Total</b>	<b>49</b>	<b>10</b>	<b>795</b>	<b>16.2</b>	<b>92</b>	<b>220</b>	<b>.418</b>	<b>22</b>	<b>81</b>	<b>.272</b>	<b>61</b>	<b>77</b>	<b>.792</b>	<b>23</b>	<b>82</b>	<b>105</b>	<b>2.0</b>	<b>47</b>	<b>0</b>	<b>56</b>	<b>81</b>	<b>5</b>	<b>29</b>	<b>267</b>	<b>5.4</b>



# TACKO FALL

7-6 | 310 | senior | center  
dakar, senegal | liberty christian prep



## KNIGHT NOTES

### 2018-19

- Rider 11/6: Scored four points with six rebounds and five blocks in 17 minutes
- Named Preseason Second Team All-Conference by The American
- Also named to the Kareem Abdul-Jabbar Award Preseason Watch List

### 2017-18

- Shot .736 from the field (343-466), setting a new UCF single-season record.
- Now has 636 career rebounds, ranking seventh all-time in UCF history.
- His rebound average of 7.8 boards per game is the sixth best in UCF history.
- With 195 career blocks, he is second all-time at UCF and needs 33 to be the all-time leader.
- Played in 16 games, starting 15 and missing 16 contests due to injury.
- Was third on the team with 11.3 points per game and second with 7.3 rebounds per outing.
- Also second on the team with 31 blocked shots.
- SC State (12/21): Third straight double-double, recording 18 points and 11 rebounds with 4 blocks.
- Stetson (12/19): Had 18 points and 11 rebounds in just 16 minutes for second double-double.
- SELA (12/12): Recorded season highs of 19 points, 11 rebounds and five blocked shots.
- Southern (12/9): Scored 18 points and had nine boards in the win.
- Nebraska (11/23): Scored 11 points, had eight rebounds and blocked four shots.
- Twice named to The American's Weekly Honor Roll.

### 2018-19 HIGHS

Points	4	Rider (11/6/18)
Rebounds	6	Rider (11/6/18)
Assists	--	--
Steals	--	--
Blocks	5	Rider (11/6/18)
FG made	2	Rider (11/6/18)
FG attempts	2	Rider (11/6/18)
3FG made	--	--
3FG attempts	--	--
FT made	--	--
FT attempts	2	Rider (11/6/18)

## GAME-BY-GAME

Opponent	Date	gs	min	Total		3-Pointers		Free throws		Rebounds				pf	a	t/o	blk	stl	pts	avg
				fg	fga	pct	3fg	3fga	pct	ft	fta	pct	off							
RIDER	11/06/	*	17	2-2	1.00	0-0	.00	0-2	.00	0	6	6	6.0	4	0	1	5	0	4	4.0
Totals			17	2-2	1.00	0-0	.00	0-2	.00	0	6	6	6.0	4	0	1	5	0	4	4.0

Games played: 1      Rebounds/game: 6.0  
Minutes/game: 17.0      Turnovers/game: 1.0  
Points/game: 4.0      Blocks/game: 5.0  
FG Pct: 100.0  
FT Pct: 0.0

### CAREER HIGHS

Points	31	Miami (OH) (12/18/16)
Rebounds	17	Penn (12/12/16)
Assists	3	Md. ES (12/10/16)
Steals	2	Penn (12/12/16)
Blocks	6	2x, last vs. TCU (3/28/17)
FG made	13	vs. Miss State (11/17/16)
FG attempts	17	vs. Miss State (11/17/16)
3FG made	-	--
3FG attempts	1	ECU (1/3/17)
FT made	9	Miami (OH) (12/18/16)
FT attempts	12	Miami (OH) (12/18/16)

### MISCELLANEOUS GAME STATS

Led team in scoring	17
Led team in rebounds	37
Led team in assists	--
Double Figure Points	38
Double Figure Rebounds	24
Double-Doubles	18
20-Point Games	5
30-Point Games	1
3+ Three Pointers	--
5+ Assists	--
3+ Steals	--
3+ Blocks	35

### CAREER STATISTICS

Year	GP	GS	Minutes		Totals			3-Point			Free Throws			Rebounds				Scoring							
			Min	Avg	FG	FGA	Pct	FG	FGA	Pct	FT	FTA	Pct	Off	Def	Tot	Avg	PF	FO	Ast	T/O	Blk	Stl	Pts	Avg
2015-16	30	26	529	17.6	96	128	.750	0	0	.000	29	52	.558	54	122	176	5.9	75	1	10	49	70	3	221	7.4
2016-17	36	36	947	26.3	168	235	.715	0	1	.000	55	119	.462	129	214	343	9.5	90	2	20	90	94	9	391	10.9
2017-18	16	15	351	21.9	79	103	.767	0	0	.000	23	50	.460	40	77	117	7.3	41	2	5	42	31	5	181	11.3
2018-19	1	1	17	17.0	2	2	1.00	0	0	.000	0	2	.000	0	6	6	6.0	4	0	0	1	5	0	4	4.0
<b>Total</b>	<b>83</b>	<b>78</b>	<b>1844</b>	<b>22.2</b>	<b>345</b>	<b>468</b>	<b>.737</b>	<b>0</b>	<b>1</b>	<b>.000</b>	<b>107</b>	<b>223</b>	<b>.480</b>	<b>223</b>	<b>419</b>	<b>642</b>	<b>7.7</b>	<b>210</b>	<b>5</b>	<b>35</b>	<b>182</b>	<b>200</b>	<b>17</b>	<b>797</b>	<b>9.6</b>



# COLLIN SMITH

6-11 | 245 | r-sophomore | forward  
jacksonville, fla. | the bolles school



## KNIGHT NOTES

### 2018-19

- Rider 11/6: Recorded second career double-double with 14 points and a career high 13 rebounds

### 2017-18

- Sat out due to NCAA transfer rules

### 2016-17 at GW

- Started 17 of 34 games as a freshman at George Washington
- Ranked third on the team in rebounds with 4.4 per game
- Was second on the team in blocked shots with 29
- Scored in double figures in six games
- Recorded first career double-double with 12 points and a career-high 11 rebounds against Saint Joseph's (12/30)
- Scored career-high of 22 points on 8-of-13 shooting against South Florida (12/3)
- Also hit the game-winning three-pointer with 3.5 seconds left against the Bulls

## 2018-19 HIGHS

Points	14	Rider (11/6/18)
Rebounds	13	Rider (11/6/18)
Assists	3	Rider (11/6/18)
Steals	--	--
Blocks	1	Rider (11/6/18)
FG made	4	Rider (11/6/18)
FG attempts	10	Rider (11/6/18)
3FG made	--	--
3FG attempts	1	Rider (11/6/18)
FT made	6	Rider (11/6/18)
FT attempts	15	Rider (11/6/18)

## GAME-BY-GAME

Opponent	Date	qs	min	Total			3-Pointers		Free throws		Rebounds				pf	a	t/o	blk	stl	pts	avg		
				fg	fga	pct	3fg	3fga	pct	ft	fta	pct	off	def								tot	avg
RIDER	11/06/	*	30	4	10	.40	0	1	.00	6	15	.40	6	7	13	13.0	3	3	1	1	0	14	14.0
Totals			1	30	4-10	.40	0-1	.00	6-15	.40	6	7	13	13.0	3	3	1	1	0	14	14.0		

Games played: 1  
 Minutes/game: 30.0  
 Points/game: 14.0  
 FG Pct: 40.0  
 3FG Pct: 0.0  
 FT Pct: 40.0

Rebounds/game: 13.0  
 Assists/game: 3.0  
 Turnovers/game: 1.0  
 Assist/turnover ratio: 3.0  
 Blocks/game: 1.0

## CAREER HIGHS

Points	22	USF (12/3/16)
Rebounds	13	Rider (11/6/18)
Assists	3	Rider (11/6/18)
Steals	4	USF (12/3/16)
Blocks	4	Penn State (11/26/16)
FG made	8	USF (12/3/16)
FG attempts	13	USF (12/3/16)
3FG made	2	2x, last at St. Joe's (12/30/16)
3FG attempts	3	2x, last at UIC (3/20/17)
FT made	6	Rider (11/6/18)
FT attempts	15	Rider (11/6/18)

## MISCELLANEOUS GAME STATS

Led team in scoring	1
Led team in rebounds	5
Led team in assists	--
Double Figure Points	7
Double Figure Rebounds	2
Double-Doubles	2
20-Point Games	1
30-Point Games	--
3+ Three Pointers	--
5+ Assists	--
3+ Steals	1
3+ Blocks	4

## CAREER STATISTICS

Year	GP	GS	Minutes		Totals			3-Point			Free Throws			Rebounds				Scoring							
			Min	Avg	FG	FGA	Pct	FG	FGA	Pct	FT	FTA	Pct	Off	Def	Tot	Avg	PF	FO	Ast	T/O	Blk	Stl	Pts	Avg
2016-17	35	17	595	17.0	71	152	.467	10	26	.385	33	62	.532	44	111	155	4.4	95	1	16	43	29	16	185	5.3
2018-19	1	1	30	30.0	4	10	.400	0	1	.000	6	15	.400	6	7	13	13.0	3	0	3	1	1	0	14	14.0
<b>Total</b>	<b>36</b>	<b>18</b>	<b>625</b>	<b>17.4</b>	<b>75</b>	<b>162</b>	<b>.463</b>	<b>10</b>	<b>27</b>	<b>.370</b>	<b>39</b>	<b>77</b>	<b>.507</b>	<b>50</b>	<b>118</b>	<b>168</b>	<b>4.7</b>	<b>98</b>	<b>1</b>	<b>19</b>	<b>44</b>	<b>30</b>	<b>16</b>	<b>199</b>	<b>5.5</b>



**OVERALL STATISTICS**

**Orlando's Hometown Team Statistics  
UCF Combined Team Statistics (as of Nov 06, 2018)  
All games**

<b>RECORD:</b>	<b>OVERALL</b>	<b>HOME</b>	<b>AWAY</b>	<b>NEUTRAL</b>
ALL GAMES	1-0	1-0	0-0	0-0
CONFERENCE	0-0	0-0	0-0	0-0
NON-CONFERENCE	1-0	1-0	0-0	0-0

##	Player	gp-gs	min	avg	Total		3-Point		F-Throw		Rebounds				pf	dq	a	to	blk	stl	pts	avg
					fg-fga	fg%	3fg-fga	3fg%	ft-fta	ft%	off	def	tot	avg								
01	Taylor,B.J.	1-1	33	33.0	5-13	.38	2-4	.50	10-14	.71	1	1	2	2.0	1	0	4	2	0	1	22	22.0
15	Dawkins,Aubrey	1-1	31	31.0	5-14	.35	1-8	.12	5-7	.71	1	9	10	10.0	2	0	0	3	2	2	16	16.0
35	Smith,Collin	1-1	30	30.0	4-10	.40	0-1	.00	6-15	.40	6	7	13	13.0	3	0	3	1	1	0	14	14.0
02	Allen,Terrell	1-1	30	30.0	4-6	.66	1-2	.50	4-5	.80	1	4	5	5.0	2	0	4	1	0	0	13	13.0
04	DeJesus,Ceasar	1-0	15	15.0	3-5	.60	0-1	.00	0-1	.00	1	1	2	2.0	1	0	1	1	0	1	6	6.0
10	Griffin,Dayon	1-0	20	20.0	2-4	.50	1-3	.33	0-0	.00	1	1	2	2.0	2	0	1	1	0	1	5	5.0
24	Fall,Tacko	1-1	17	17.0	2-2	1.000	0-0	.00	0-2	.00	0	6	6	6.0	4	0	0	1	5	0	4	4.0
22	McSpadden,Chanc	1-0	8	8.0	1-3	.33	0-2	.00	0-1	.00	0	2	2	2.0	0	0	0	1	0	0	2	2.0
21	Brown,Chad	1-0	14	14.0	1-1	1.000	0-0	.00	0-0	.00	0	2	2	2.0	5	1	0	0	2	0	2	2.0
20	Bertz,Frank	1-0	2	2.0	0-1	.00	0-1	.00	0-0	.00	0	0	0	0.0	2	0	1	0	0	0	0	0.0
Team											1	2	3									
Total.....		1	200		27-59	.45	5-22	.22	25-45	.55	12	35	47	47.0	22	1	14	11	10	5	84	84.0
Opponents.....		1	199		27-69	.39	7-17	.41	9-24	.37	16	31	47	47.0	32	-	15	17	1	6	70	70.0

TEAM STATISTICS	UCF	OPP	Date	Opponent	Score	Att.
SCORING	84	70	11/06/18	RIDER	w 84-70	4870
Points per game	84.0	70.0	* - Conference game			
Scoring margin	+14.0	-				
FIELD GOALS-ATT	27-59	27-69				
Field goal pct	.458	.391				
3 POINT FG-ATT	5-22	7-17				
3-point FG pct	.227	.412				
3-pt FG made per gam	5.0	7.0				
FREE THROWS-ATT	25-45	9-24				
Free throw pct	.556	.375				
F-Throws made per ga	25.0	9.0				
REBOUNDS	47	47				
Rebounds per game	47.0	47.0				
Rebounding margin	+0.0	-				
ASSISTS	14	15				
Assists per game	14.0	15.0				
TURNOVERS	11	17				
Turnovers per game	11.0	17.0				
Turnover margin	+6.0	-				
Assist/turnover ratio	1.3	0.9				
STEALS	5	6				
Steals per game	5.0	6.0				
BLOCKS	10	1				
Blocks per game	10.0	1.0				
ATTENDANCE	4870	0				
Home games-Avg/Gam	1-4870	0-0				
Neutral site-Avg/Game	-	0-0				

Score by Periods	1st	2nd	Totals
UCF	43	41	84
Opponents	34	36	70



GAME-BY-GAME STATISTICS

Orlando's Hometown Team Statistics
UCF Team Game-by-Game (as of Nov 06, 2018)
All games

TEAM STATISTICS

Table with columns: Opponent, Date, Score, Total fg-fga, pct, 3fg-fga, pct, Free throws ft-fta, pct, Rebounds off, def, tot, avg, pf, a, t/o, blk, stl, pts, avg. Rows include RIDER, UCF, and Opponents.

Games played: 1
Points/game: 84.0
FG Pct: 45.8
3FG Pct: 22.7
FT Pct: 55.6

Rebounds/game: 47.0
Assists/game: 14.0
Turnovers/game: 11.0
Assist/turnover ratio: 1.3
Steals/game: 5.0
Blocks/game: 10.0



**OPPONENT GAME-BY-GAME STATISTICS**

**Orlando's Hometown Team Statistics  
UCF Opponent Game-by-Game (as of Nov 06, 2018)  
All games**

OPPONENT STATISTICS

Opponent	Date	Score	W	Total		3-Pointers		Free throws		Rebounds				pf	a	t/o	blk	stl	pts	avg
				fg-fga	pct	3fg-fga	pct	ft-fta	pct	off	def	tot	avg							
RIDER	11/06/	84-70	W	27-69	.39	7-17	.41	9-24	.37	16	31	47	47.0	32	15	17	1	6	70	70.0
Opponents		70		27-69	.391	7-17	.412	9-24	.375	16	31	47	47.0	32	15	17	1	6	70	70.0
UCF		84		27-59	.458	5-22	.227	25-45	.556	12	35	47	47.0	22	14	11	10	5	84	84.0

Games played: 1  
Points/game: 70.0  
FG Pct: 39.1  
3FG Pct: 41.2  
FT Pct: 37.5

Rebounds/game: 47.0  
Assists/game: 15.0  
Turnovers/game: 17.0  
Assist/turnover ratio: 0.9  
Steals/game: 6.0  
Blocks/game: 1.0





**CATEGORY LEADERS**

**Orlando's Hometown Team Statistics  
UCF Category Leaders (as of Nov 06, 2018)  
All games**

<b>Points</b>	<b>G</b>	<b>Pts</b>	<b>Pts/G</b>
Taylor,B.J.	1	22	22.0
Dawkins,Aubrey	1	16	16.0
Smith,Collin	1	14	14.0
Allen,Terrell	1	13	13.0
DeJesus,Ceasar	1	6	6.0
Griffin,Dayon	1	5	5.0
Fall,Tacko	1	4	4.0
Brown,Chad	1	2	2.0
McSpadden,Chance	1	2	2.0

<b>Scoring Average</b>	<b>G</b>	<b>Pts</b>	<b>Avg/G</b>
Taylor,B.J.	1	22	22.0
Dawkins,Aubrey	1	16	16.0
Smith,Collin	1	14	14.0
Allen,Terrell	1	13	13.0
DeJesus,Ceasar	1	6	6.0
Griffin,Dayon	1	5	5.0
Fall,Tacko	1	4	4.0
Brown,Chad	1	2	2.0
McSpadden,Chance	1	2	2.0
Bertz,Frank	1	0	0.0

<b>FG Percentage</b>	<b>FG</b>	<b>Att</b>	<b>Pct</b>
Fall,Tacko	2	2	1.000
Brown,Chad	1	1	1.000
Allen,Terrell	4	6	.667
DeJesus,Ceasar	3	5	.600
Griffin,Dayon	2	4	.500
Smith,Collin	4	10	.400
Taylor,B.J.	5	13	.385
Dawkins,Aubrey	5	14	.357
McSpadden,Chance	1	3	.333
Bertz,Frank	0	1	.000

<b>Field Goal Attempts</b>	<b>G</b>	<b>Att</b>	<b>Att/G</b>
Dawkins,Aubrey	1	14	14.0
Taylor,B.J.	1	13	13.0
Smith,Collin	1	10	10.0
Allen,Terrell	1	6	6.0
DeJesus,Ceasar	1	5	5.0

<b>Field Goals Made</b>	<b>G</b>	<b>Made</b>	<b>Made/G</b>
Dawkins,Aubrey	1	5	5.0
Taylor,B.J.	1	5	5.0
Allen,Terrell	1	4	4.0
Smith,Collin	1	4	4.0
DeJesus,Ceasar	1	3	3.0

<b>3-Point Percentage</b>	<b>3FG</b>	<b>Att</b>	<b>Pct</b>
Taylor,B.J.	2	4	.500
Allen,Terrell	1	2	.500
Griffin,Dayon	1	3	.333
Dawkins,Aubrey	1	8	.125
McSpadden,Chance	0	2	.000
Smith,Collin	0	1	.000
Bertz,Frank	0	1	.000
DeJesus,Ceasar	0	1	.000

<b>3-Point FG Attempts</b>	<b>G</b>	<b>Att</b>	<b>Att/G</b>
Dawkins,Aubrey	1	8	8.0
Taylor,B.J.	1	4	4.0
Griffin,Dayon	1	3	3.0
Allen,Terrell	1	2	2.0
McSpadden,Chance	1	2	2.0

<b>3-Point FG Made</b>	<b>G</b>	<b>Made</b>	<b>Made/G</b>
Taylor,B.J.	1	2	2.0
Dawkins,Aubrey	1	1	1.0
Allen,Terrell	1	1	1.0
Griffin,Dayon	1	1	1.0

<b>Free Throw Percent</b>	<b>FG</b>	<b>Att</b>	<b>Pct</b>
Allen,Terrell	4	5	.800
Taylor,B.J.	10	14	.714
Dawkins,Aubrey	5	7	.714
Smith,Collin	6	15	.400
Fall,Tacko	0	2	.000
McSpadden,Chance	0	1	.000
DeJesus,Ceasar	0	1	.000

<b>Free Throw Attempts</b>	<b>G</b>	<b>Att</b>	<b>Att/G</b>
Smith,Collin	1	15	15.0
Taylor,B.J.	1	14	14.0
Dawkins,Aubrey	1	7	7.0
Allen,Terrell	1	5	5.0
Fall,Tacko	1	2	2.0

<b>Free Throws Made</b>	<b>G</b>	<b>Made</b>	<b>Made/G</b>
Taylor,B.J.	1	10	10.0
Smith,Collin	1	6	6.0
Dawkins,Aubrey	1	5	5.0
Allen,Terrell	1	4	4.0



**CATEGORY LEADERS**

**Orlando's Hometown Team Statistics  
UCF Category Leaders (as of Nov 06, 2018)  
All games**

<b>Rebounds</b>	<b>G</b>	<b>Reb</b>	<b>Reb/G</b>
Smith,Collin	1	13	13.0
Dawkins,Aubrey	1	10	10.0
Fall,Tacko	1	6	6.0
Allen,Terrell	1	5	5.0
McSpadden,Chance	1	2	2.0
Brown,Chad	1	2	2.0
Griffin,Dayon	1	2	2.0
DeJesus,Cesar	1	2	2.0
Taylor,B.J.	1	2	2.0

<b>Rebound Average</b>	<b>G</b>	<b>Reb</b>	<b>Avg/G</b>
Smith,Collin	1	13	13.0
Dawkins,Aubrey	1	10	10.0
Fall,Tacko	1	6	6.0
Allen,Terrell	1	5	5.0
Taylor,B.J.	1	2	2.0
DeJesus,Cesar	1	2	2.0
Griffin,Dayon	1	2	2.0
McSpadden,Chance	1	2	2.0
Brown,Chad	1	2	2.0

<b>Offensive Rebounds</b>	<b>G</b>	<b>No.</b>	<b>Avg/G</b>
Smith,Collin	1	6	6.0
DeJesus,Cesar	1	1	1.0
Griffin,Dayon	1	1	1.0
Taylor,B.J.	1	1	1.0
Allen,Terrell	1	1	1.0
Dawkins,Aubrey	1	1	1.0

<b>Defensive Rebounds</b>	<b>G</b>	<b>No.</b>	<b>Avg/G</b>
Dawkins,Aubrey	1	9	9.0
Smith,Collin	1	7	7.0
Fall,Tacko	1	6	6.0
Allen,Terrell	1	4	4.0
Brown,Chad	1	2	2.0
McSpadden,Chance	1	2	2.0

<b>Fouls</b>	<b>G</b>	<b>No.</b>	<b>Per/G</b>
Brown,Chad	1	5	5.0
Fall,Tacko	1	4	4.0
Smith,Collin	1	3	3.0
Dawkins,Aubrey	1	2	2.0
Griffin,Dayon	1	2	2.0
Allen,Terrell	1	2	2.0
Bertz, Frank	1	2	2.0

<b>Foulouts</b>	<b>G</b>	<b>No.</b>
Brown,Chad	1	1

<b>Assists</b>	<b>G</b>	<b>No.</b>	<b>Ast/G</b>
Taylor,B.J.	1	4	4.0
Allen,Terrell	1	4	4.0
Smith,Collin	1	3	3.0
Griffin,Dayon	1	1	1.0
Bertz, Frank	1	1	1.0
DeJesus,Cesar	1	1	1.0

<b>Steals</b>	<b>G</b>	<b>No.</b>	<b>Stl/G</b>
Dawkins,Aubrey	1	2	2.0
DeJesus,Cesar	1	1	1.0
Griffin,Dayon	1	1	1.0
Taylor,B.J.	1	1	1.0

<b>Blocked Shots</b>	<b>G</b>	<b>No.</b>	<b>Blk/G</b>
Fall,Tacko	1	5	5.0
Brown,Chad	1	2	2.0
Dawkins,Aubrey	1	2	2.0
Smith,Collin	1	1	1.0

<b>Minutes</b>	<b>G</b>	<b>No.</b>	<b>Min/G</b>
Taylor,B.J.	1	33	33.0
Dawkins,Aubrey	1	31	31.0
Smith,Collin	1	30	30.0
Allen,Terrell	1	30	30.0
Griffin,Dayon	1	20	20.0

<b>Turnovers</b>	<b>G</b>	<b>No.</b>	<b>TO/G</b>
Dawkins,Aubrey	1	3	3.0
Taylor,B.J.	1	2	2.0
McSpadden,Chance	1	1	1.0
Allen,Terrell	1	1	1.0
DeJesus,Cesar	1	1	1.0
Griffin,Dayon	1	1	1.0
Fall,Tacko	1	1	1.0
Smith,Collin	1	1	1.0



## UCF TEAM HIGHS

---

### UCF Team High/Low Analysis (as of Nov 06, 2018) All games

#### UCF - TEAM GAME HIGHS

POINTS	84	RIDER (11/06/18)
FIELD GOALS MADE	27	RIDER (11/06/18)
FIELD GOAL ATTEMPTS	59	RIDER (11/06/18)
FIELD GOAL PERCENTAGE	.458 (27-59)	RIDER (11/06/18)
3 PT FIELD GOALS MADE	5	RIDER (11/06/18)
3 PT FG ATTEMPTS	22	RIDER (11/06/18)
3 PT FG PERCENTAGE	.227 (5-22)	RIDER (11/06/18)
FREE THROWS MADE	25	RIDER (11/06/18)
FREE THROW ATTEMPTS	45	RIDER (11/06/18)
FREE THROW PERCENTAGE	.556 (25-45)	RIDER (11/06/18)
REBOUNDS	47	RIDER (11/06/18)
ASSISTS	14	RIDER (11/06/18)
STEALS	5	RIDER (11/06/18)
BLOCKED SHOTS	10	RIDER (11/06/18)
TURNOVERS	11	RIDER (11/06/18)
FOULS	22	RIDER (11/06/18)



**OPPONENT TEAM HIGHS**

---

**UCF High/Low Analysis (as of Nov 06, 2018)  
All games**

**Opponent - GAME HIGHS**

POINTS	70	RIDER (11/06/18)
FIELD GOALS MADE	27	RIDER (11/06/18)
FIELD GOAL ATTEMPTS	69	RIDER (11/06/18)
FIELD GOAL PERCENTAGE	.391 (27-69)	RIDER (11/06/18)
3 PT FIELD GOALS MADE	7	RIDER (11/06/18)
3 PT FG ATTEMPTS	17	RIDER (11/06/18)
3 PT FG PERCENTAGE	.412 (7-17)	RIDER (11/06/18)
FREE THROWS MADE	9	RIDER (11/06/18)
FREE THROW ATTEMPTS	24	RIDER (11/06/18)
FREE THROW PERCENTAGE	.375 (9-24)	RIDER (11/06/18)
REBOUNDS	47	RIDER (11/06/18)
ASSISTS	15	RIDER (11/06/18)
STEALS	6	RIDER (11/06/18)
BLOCKED SHOTS	1	RIDER (11/06/18)
TURNOVERS	17	RIDER (11/06/18)
FOULS	32	RIDER (11/06/18)



**UCF TEAM LOWS**

---

**UCF High/Low Analysis (as of Nov 06, 2018)  
All games**

**UCF - GAME LOWS**

POINTS	84	RIDER (11/06/18)
FIELD GOALS MADE	27	RIDER (11/06/18)
FIELD GOAL ATTEMPTS	59	RIDER (11/06/18)
FIELD GOAL PERCENTAGE	.458 (27-59)	RIDER (11/06/18)
3 PT FIELD GOALS MADE	5	RIDER (11/06/18)
3 PT FG ATTEMPTS	22	RIDER (11/06/18)
3 PT FG PERCENTAGE	.227 (5-22)	RIDER (11/06/18)
FREE THROWS MADE	25	RIDER (11/06/18)
FREE THROW ATTEMPTS	45	RIDER (11/06/18)
FREE THROW PERCENTAGE	.556 (25-45)	RIDER (11/06/18)
REBOUNDS	47	RIDER (11/06/18)
ASSISTS	14	RIDER (11/06/18)
STEALS	5	RIDER (11/06/18)
BLOCKED SHOTS	10	RIDER (11/06/18)
TURNOVERS	11	RIDER (11/06/18)
FOULS	22	RIDER (11/06/18)

**OPPONENT TEAM LOWS**

---

**UCF High/Low Analysis (as of Nov 06, 2018)  
All games****Opponent - GAME LOWS**

POINTS	70	RIDER (11/06/18)
FIELD GOALS MADE	27	RIDER (11/06/18)
FIELD GOAL ATTEMPTS	69	RIDER (11/06/18)
FIELD GOAL PERCENTAGE	.391 (27-69)	RIDER (11/06/18)
3 PT FIELD GOALS MADE	7	RIDER (11/06/18)
3 PT FG ATTEMPTS	17	RIDER (11/06/18)
3 PT FG PERCENTAGE	.412 (7-17)	RIDER (11/06/18)
FREE THROWS MADE	9	RIDER (11/06/18)
FREE THROW ATTEMPTS	24	RIDER (11/06/18)
FREE THROW PERCENTAGE	.375 (9-24)	RIDER (11/06/18)
REBOUNDS	47	RIDER (11/06/18)
ASSISTS	15	RIDER (11/06/18)
STEALS	6	RIDER (11/06/18)
BLOCKED SHOTS	1	RIDER (11/06/18)
TURNOVERS	17	RIDER (11/06/18)
FOULS	32	RIDER (11/06/18)



# GAME 2 • UCF VS. FAU



Official Basketball Box Score - Final

## Rider at UCF

11/09/18 OPE Arena, Orlando, Fla.  
Rider vs. UCF

Game Time: 08:30 PM  
Game Duration: 02:21  
Attendance: 4870

Officials  
Sean CASADY  
Bill JACOBSON  
Josef NEVES

		Record: 0-1														Shooting By Period							
NO.	Name	Min	FG			3P			FT			Rebounds			Fouls		TP	AS	TO	ST	Blocks		+/-
			M-A	M-A	M-A	OR	DR	TOT	PF	FD	OR	DR	TOT	BS	BA								
14	VAUGHN Dimencio	F 17:32	6-9	1-2	1-4	2	3	5	5	3	14	0	1	0	0	1	0	1	0	1	1	-5	
20	MARSHALL Tyere	F 21:05	4-11	0-0	3-5	3	2	5	3	5	11	2	3	1	0	4	0	0	0	4	0	0	
2	ALLEN Jordan	G 26:53	2-6	1-5	0-0	0	4	4	2	0	5	1	2	0	0	0	0	0	0	0	0	-10	
12	DURHAM Anthony	G 24:03	2-5	0-0	1-1	0	2	2	4	2	5	2	0	0	0	1	1	0	0	1	1	-10	
23	JORDAN Steve	G 31:54	3-8	1-2	1-2	0	3	3	2	1	8	4	6	1	0	0	0	0	0	0	0	-18	
10	OSEMUNO-JOHNSON Ajiri	08:33	0-2	0-0	1-2	1	0	1	0	2	1	0	0	0	0	0	0	0	0	0	0	-13	
15	CISSE Karamoko	04:23	0-1	0-0	0-0	1	1	2	4	1	0	1	0	0	0	0	0	0	0	1	1	1	
13	SCOTT Frederick	20:01	4-9	2-2	1-5	1	5	6	2	4	11	0	2	1	0	2	2	2	2	2	2	2	
11	EKE Devine	07:40	1-1	0-0	0-2	1	0	1	5	1	2	1	0	1	0	0	0	0	0	0	0	9	
32	GILBERT Ahmad	17:22	3-9	2-6	1-3	1	2	3	1	2	9	0	3	0	1	0	0	0	0	0	0	-16	
22	WILLIAMS Kimar	22:34	2-8	0-0	0-0	0	3	3	4	1	4	4	0	2	0	1	1	0	0	0	0	-10	
Team							6	6	12		0	0	0	0									
<b>Totals</b>			27-69	17-17	9-24	16	31	47	33	22	70	15	17	6	1	10	14						

Dead Ball Rebounds: 5, 0

Technical Fouls: Bench 2<sup>nd</sup> 17:35

		Record: 1-0														Shooting By Period							
NO.	Name	Min	FG			3P			FT			Rebounds			Fouls		TP	AS	TO	ST	Blocks		+/-
			M-A	M-A	M-A	OR	DR	TOT	PF	FD	OR	DR	TOT	BS	BA								
35	SMITH Collin	F 29:14	4-10	0-1	6-15	6	7	13	3	10	14	3	1	0	1	1	12						
24	FALL Tacko	C 16:59	2-2	0-0	0-2	0	6	6	4	3	4	0	1	0	5	0	1						
1	TAYLOR B.J.	G 32:50	5-13	2-4	10-14	1	1	2	1	9	22	4	2	1	0	0	9						
2	ALLEN Terrell	G 30:09	4-6	1-2	4-5	1	4	5	2	4	13	4	1	0	0	0	21						
15	DAWKINS Aubrey	G 30:36	5-14	1-8	5-7	1	9	10	2	4	16	0	3	2	2	0	11						
20	BERTZ Frank	02:09	0-1	0-1	0-0	0	0	0	0	2	0	0	1	0	0	0	2						
22	MCSPADDEN Chance	08:34	1-3	0-2	0-1	0	2	2	0	1	2	0	1	0	0	0	3						
21	BROWN Chad	14:02	1-1	0-0	0-0	0	2	2	5	0	2	0	0	0	2	0	-2						
10	GRIFFIN Dayon	20:25	2-4	1-3	0-0	1	1	2	2	0	5	1	1	1	0	0	6						
4	DEJESUS Ceasar	15:02	3-5	0-1	0-1	1	1	2	1	1	6	1	1	1	0	0	7						
Team							1	2	3		0	0	0										
<b>Totals</b>			27-59	5-22	25-45	12	35	47	22	32	84	14	11	5	10	1	14						

Dead Ball Rebounds: 9, 1

Technical Fouls: NONE

	Rider	UCF
Biggest lead	7 (1 <sup>st</sup> 15:33)	24 (2 <sup>nd</sup> 11:02)
Best Scoring Run	6 (1 <sup>st</sup> 18:51)	16 (2 <sup>nd</sup> 19:43)
Lead Changes	1	
Times Tied	1	
Time with Lead	17:07	21:38

Points from	Rider	UCF
Turnovers	12	21
Paint	30	42
Second Chance	22	9
Fast Breaks	6	17
Bench	27	15

	Period by Period Scoring		
	1 <sup>st</sup>	2 <sup>nd</sup>	TOT
Rider	34	36	70
UCF	43	41	84