

GLENDALE, ARIZONA | STATE FARM STADIUM
JANUARY 1, 2019



BACK2NOVA

Perfect

CHAMPIONS



2018 RESULTS

	Thursday, Aug. 30	7 p.m.	at UConn*	East Hartford, Conn.	ESPNU
			<i>UCF 56, UConn 17</i>		
			<i>Overall: 1-0, AAC: 1-0</i>		
	Saturday, Sept. 8	6 p.m.	South Carolina State	Spectrum Stadium	ESPN3
			<i>UCF 38, SC State 0</i>		
			<i>Overall: 2-0, AAC: 1-0</i>		
	Friday, Sept. 21	7 p.m.	FAU	Spectrum Stadium	ESPN
			<i>UCF 56, FAU 36</i>		
			<i>Overall: 3-0, AAC: 1-0</i>		
	Saturday, Sept. 29	3:30 p.m.	Pittsburgh	Spectrum Stadium	ESPNU
			<i>UCF 45, Pittsburgh 14</i>		
			<i>Overall: 4-0, AAC: 1-0</i>		
	Saturday, Oct. 6	7 p.m.	SMU*	Spectrum Stadium	ESPNU
			<i>UCF 48, SMU 20</i>		
			<i>Overall: 5-0, AAC: 2-0</i>		
	Saturday, Oct. 13	3:30 p.m.	at Memphis*	Memphis, Tenn.	ABC/ESPN2
			<i>UCF 31, Memphis 30</i>		
			<i>Overall: 6-0, AAC: 3-0</i>		
	Saturday, Oct. 20	7 p.m.	at ECU*	Greenville, N.C.	ESPN2
			<i>UCF 37, ECU 10</i>		
			<i>Overall: 7-0, AAC: 4-0</i>		
	Thursday, Nov. 1	7:30 p.m.	Temple*	Spectrum Stadium	ESPN
			<i>UCF 52, Temple 40</i>		
			<i>Overall: 8-0, AAC: 5-0</i>		
	Saturday, Nov. 10	12 p.m.	Navy*	Spectrum Stadium	ESPN2
			<i>UCF 35, Navy 24</i>		
			<i>Overall: 9-0, AAC: 6-0</i>		
	Saturday, Nov. 17	8 p.m.	Cincinnati*	Spectrum Stadium	ABC
			<i>UCF 38, Cincinnati 13</i>		
			<i>Overall: 10-0, AAC: 7-0</i>		
	Friday, Nov. 23	4:15 p.m.	at South Florida*	Tampa, Fla.	ESPN
			<i>UCF 38, South Florida 10</i>		
			<i>Overall: 11-0, AAC: 8-0</i>		
	Saturday, Dec. 1	3:30 p.m.	Memphis#	Spectrum Stadium	ABC
			<i>UCF 56, Memphis 41</i>		
			<i>Overall: 12-0, AAC: 8-0</i>		

* - American Athletic Conference Game

- American Athletic Conference Championship



GAME INFORMATION

Date Tuesday, Jan. 1
Time 1 p.m. ET/11 a.m. MT
Site Glendale, Ariz.
Stadium State Farm Stadium
Surface Natural Grass
Capacity 63,400
TV ESPN
Play-by-Play Steve Levy
Analyst Brian Griese
Sideline Todd McShay
Radio AM 740/FM 96.9 The Game
Play-by-Play Marc Daniels
Analyst Gary Parris
Sideline Jerry O'Neill
Pregame Host Scott Adams
Twitter @UCF_Football
Hashtag #ChargeOn

SCHEDULE/RESULTS

Table with 3 columns: Date, Opponent, Result. Includes games from Aug. 30 to Jan. 1.

RECORD BREAKDOWN

Table with 2 columns: Record Type, Record. Includes Overall 12-0, The American 8-0, etc.

A UCF WIN WOULD

- Be better than a loss
• Extend the Knights' nation-leading win streak to 26 games, tied for the third longest streak since 2000
• Mark their second straight perfect 13-0 season
• Be the Knights' third BCS/NY6 Bowl win since 2013
• Allegedly get Paul Finebaum to make a trip to Orlando for another UCF championship celebration parade

THE MATCHUP



(7) UCF KNIGHTS (12-0, 8-0 AAC)
Head Coach: Josh Heupel (Oklahoma, 2001)
Record at UCF: 12-0 (1st Season)
Overall Record: 12-0 (1st Season)

(11) LSU TIGERS (9-3, 5-3 SEC)
Head Coach: Ed Orgeron (Northwestern State, 1984)
Record at LSU: 24-9 (3rd Season)
Overall Record: 40-36 (7th Season)

UCFACTS

UCF has been rolling for two years now, having recently completed its second straight undefeated season and winning back-to-back American Athletic Conference Championships. The Knights have won 25 straight games, dating back to the start of 2017, the fourth longest win streak since 2000 (Miami, 34 - 2000-03; Florida State, 29 - 2012-14; Alabama, 26 - 2015-16).

Josh Heupel has done a masterful job in his first season at UCF, becoming just the third FBS coach to ever go undefeated in his first season as a head coach (Larry Coker, Miami - 2001; Chris Peterson, Boise State - 2006). Heupel was named a finalist for the Eddie Robinson National Coach of the Year Award.

Dating back to the start of the 2017 season, UCF has scored 30 or more points in 25 straight games, the longest such streak in college football's AP Poll era, which began in 1936. The Knights offense has been one of the nation's best, ranking sixth in scoring offense with 44.2 points per game and third in total offense with 545.4 yards per game.

The rushing attack, in particular, has taken a leap under Heupel and the new staff, setting a new UCF single-season record with 3,318 rushing yards in 2018. The Knights' 276.5 rushing yards per game - led by Greg McCrae's 1,101 yards on the ground - ranks fifth in the nation.

The UCF defense - which ranks 24th overall allowing just 21.3 points per game - has had success in turning over its opponents in 2018. The Knights are eighth in the nation with 26 turnovers gained and third overall with a turnover margin of +1.17.

In fact, the UCF defense has forced at least one turnover in all 12 games of the 2018 season and in each of its last 31 games, dating back to the 2016 campaign. That streak leads the nation by a wide margin, as Indiana is currently second with 18 straight games with a takeaway.

UCF comes in at seven in both the AP Top 25 Poll and the Amway Coaches Poll heading into bowl season, and finished eighth in the final CFP Rankings. It's the highest the program has ever been ranked outside of last year's final ranking of six.

The Knights have won four conference championships since 2013, one of just four teams in the nation to achieve the feat in the last six seasons. The others are Alabama, Clemson and Oklahoma.

UCF is one of just nine programs to play in three BCS/New Year's Six Bowl Games since 2013, joining Alabama, Auburn, Clemson, Florida State, Michigan State, Ohio State, Oklahoma and Washington.

SERIES BREAKDOWN

Table with 2 columns: Overall, in Baton Rouge, in Orlando, at Neutral location, Streak, Last meeting, Last UCF win. Includes UCF vs. SEC record.

WEEKLY MEDIA SCHEDULE: FIESTA BOWL WEEK

Table with 7 columns: Date (26 WED to 1 TUE), Event (No Availability, Press Conference, Media Day, Game #13, Postgame).



QUICK FACTS

GENERAL INFORMATION

School	University of Central Florida
City, State, Zip	Orlando, Fla., 32816
Founded	1963
Enrollment	67,000+
Nickname	Knights
School Colors	Black and Gold
Stadium	Spectrum Stadium
Capacity	44,206
Surface	419 Bermuda Grass
Affiliation/Conference	NCAA DI - FBS/American
President	Dr. Dale Whittaker
Director of Athletics	Dr. Daniel J. White
Ticket Office Phone	407-UCF-1000

STRATEGIC COMMUNICATIONS

Associate AD	Andy Seeley
Email	aseeley@athletics.ucf.edu
Cell	407-342-1406
Director	Daniel Forcella
Email	dforcella@athletics.ucf.edu
Cell	207-650-6790
Press Box Phone	407-882-0386
Website	UCFKnights.com
Twitter	@UCF_Football
Facebook	/UCFFootball
Instagram	UCF.Football

UCF FOOTBALL STAFF

Head Coach	Josh Heupel (DN)
Asst. HC/Secondary	Willie Martinez (DN)
Defensive Coordinator/LBs	Randy Shannon (UP)
Cornerbacks	Corey Bell (DN)
Defensive Line	Shane Burnham (DN)
Tight Ends	Jon Cooper (UP)
Offensive Line	Glen Elarbee (DN)
Quarterbacks	Jeff Leppy (UP)
Special Teams Coordinator	Nick Toth (DN)
Running Backs	Anthony Tucker (DN)
Wide Receivers	Darrell Wyatt (DN)
Chief of Staff/Director of Ops	Billy Ray Johnson
Asst. Director of Ops	Cameron Coffman
Dir. of Player Personnel	Brandon Lawson
Asst. Dir. of Player Personnel	Marc Votteler
Dir. of Player Development	Steve Smith
Defensive Quality Control	Tony Gilbert
Defensive Quality Control	Ian Scott
Offensive Quality Control	Matt O'Brien
Special Teams Quality Control	Cliff Odom
Dir. of Sports Performance	Kurt Schmidt
Asst. Dir. of Sports Performance	Rodney Hill
Asst. Dir. of Sports Performance	Dave Young
Asst. Dir. of Sports Performance	Derek Owings
Offensive Graduate Assistant	Micah James
Defensive Graduate Assistant	Jamie Schultz
Offensive Graduate Assistant	Mitch Militello

FOOTBALL INFORMATION

Bowl Seasons	2005, 2007, 2009, 2010, 2012, 2013, 2014, 2016, 2017
Basic Offense	Spread
Basic Defense	Multiple
First Year of Football/First Year of FBS Football	1979/1996
All-Time Record	255-209-1 (.549)
FBS Record (Since 1996)	158-123 (.561)
Record At Spectrum	58-20 (.740)

ABOUT THE TIGERS

• LSU is in its third season under head coach Ed Orgeron, who has led the Tigers to a 24-9 record since taking over in 2016.

• The Tigers are 9-3 this season, starting the year with five straight wins. LSU dropped its first game of 2018 to Florida, also falling to Alabama and Texas A&M.

• LSU ranks sixth in the nation in turnover margin, has only thrown four interceptions, which ranks third in the nation, and has intercepted 16 passes on defense, ranking eighth.

LSU SCHEDULE

S2	vs. #8 Miami	W, 33-17
S8	Southeastern La.	W, 31-0
S15	at #7 Auburn	W, 22-21
S22	Louisiana Tech	W, 38-21
S29	Mississippi	W, 45-16
O6	at #22 Florida	L, 27-19
O13	#2 Georgia	W, 36-16
O20	#22 Mississippi State	W, 19-3
N3	#1 Alabama	L, 29-0
N10	at Arkansas	W, 24-17
N17	Rice	W, 42-10
N24	at Texas A&M	L, 74-72 (7ot)
J1	vs. #7 UCF	1 pm ET

TALE OF THE TAPE

UCF (12-0, 8-0 AAC)

Team Statistics	UCF	OPP
Points Per Game	44.2	21.2
First Downs	330	275
Rushing Yards/Game	276.5	227.4
Passing Yards/Game	268.9	196.2
Total Off. Yards/Game	545.4	423.6
Third Down Conv.	51%	41%
Penalties Yards/Game	62.0	68.3
Time of Poss.	26:15	33:45
Turnovers - INT/Fumbles	12-6/6	26-13/13

Individual Leaders

Rushing	Att	Net	Avg	TD	YPG
McCrae	123	1101	9.0	9	91.8
Killins Jr.	144	698	4.8	4	58.2
McGowan	69	464	6.7	7	38.7

Passing	C-A-I	TD	YPG
Milton	171-289-6	25	266.3
Mack	40-70-0	2	58.0

Receiving	Rec	Yds	Avg	TD	YPG
Davis	50	756	15.1	6	63.0
Snelson	41	664	16.2	5	60.4
Nixon	40	562	14.1	4	46.8

Defense	U-A-TT	TFL	INT	FF-FR
Grant	64-38-102	3.0	6	3-1
Evans	49-41-90	9.0	0	1-2
Gibson	51-32-83	4.5	1	2-1

LSU (9-3, 5-3 SEC)

Team Statistics	LSU	OPP
Points/Game	31.8	20.9
First Downs	263	237
Rushing Yards/Game	174.7	139.3
Passing Yards/Game	214.7	206.8
Total Off. Yards/Game	389.3	346.1
Third Down Conv.	39%	35%
Penalty Yards/Game	54.1	66.8
Time of Poss.	30:46	29:14
Turnovers - INT/Fumbles	11-4/7	23-16/7

Individual Leaders

Rushing	Att	Net	Avg	TD	YPG
Brossette	211	922	4.4	14	76.8
Edwards-Helaire	136	626	4.6	7	52.2
Burrow	119	375	3.2	7	31.2

Passing	C-A-I	TD	YPG
Burrow	198-345-4	12	208.3

Receiving	Rec	Yds	Avg	TD	YPG
Jefferson	50	788	15.8	4	65.7
Sullivan	20	287	14.4	2	23.9
Anderson	20	274	13.7	1	22.8

Defense	U-A-TT	TFL	INT	FF-FR
White	54-61-115	12.0	0	2-2
Phillips	29-54-83	5.5	1	0-0
Delpit	45-28-73	9.5	5	1-1
Divinity Jr.	18-33-51	10.5	1	1-1

LAST TIME OUT

It was improbable, unbelievable ... and perhaps predictable. The UCF Knights (12-0) won the American Athletic Conference Championship, storming back from a 17-point deficit to pull away from the Memphis Tigers (8-5) 56-41 Saturday evening at Spectrum Stadium.

The contest started eerily similar to the matchup earlier this season in Memphis.

With one glaring difference.

The Knights' starting quarterback who cartwheeled his way into the end zone to beat the Tigers 31-30 in a driving rainstorm back in October was at home watching this one after suffering a devastating knee injury one week ago. The reins of the offense were turned over to redshirt freshman Darriel Mack Jr.

While Mack was solid in last week's 38-10 win at South Florida, three team turnovers in the first half – with two fumbles lost by the quarterback – led to 17 Memphis points and a 38-21 advantage for the Tigers at the intermission. The Knights' defense allowed five scores on Memphis's first five possessions. But the Knights' offense matched that with five touchdowns in the second half, scoring on every possession, outside of running out the clock to start the celebration.



ORLANDO'S HOMETOWN TEAM NOTES

AWESOME ACADEMICS

- ▶ As a department, UCF has gone **11 years (22 semesters) with an average GPA of 3.0+**.
- ▶ This **past fall**, UCF Athletics posted a **department-wide 3.29** grade-point average. More than **59 percent** of UCF's 435 student-athletes posted a **3.0 or better**, with **39 percent** earning **Dean's List** honors (3.4 or better). A total of **36 Knights** posted a **4.0 GPA** last spring.
- ▶ The **Knights' football team boasts a 984 NCAA Academic Progress Rate** score. That ranks UCF **No. 14 among all FBS institutions** and **No. 7 among public, non-military schools**.

UCFASTER

- ▶ The Knights have **scored on 81 of their 143 possessions** this season (not including end-of-half, running-out-the-clock scenarios). That's a rate of **57 percent**.
- ▶ Of UCF's 81 scoring drives, **54 have taken less than 2:41** off the clock (**67 percent**).
- ▶ **12 of the Knights' scoring drives** this season have taken **less than 60 seconds**.

THESE GUYS ARE OFFENSIVE

- ▶ The Knights have now scored **30+ points in 25 consecutive games**. That is a **new record longest streak** in the **Associated Press poll era**.
- ▶ UCF has scored **40+ points in 15 of its last 25 games**, including **6 of 12 this year**. The Knights have reached **50+ 4 times** this season and have **half a hundred in 9 of the last 25**.
- ▶ UCF is **No. 6 in the nation in scoring offense**, averaging **44.2 points per game**.
- ▶ The Knights rank **No. 3 in the nation in total offense**, averaging **545.4 yards per game**.
- ▶ UCF ranks **No. 5 in the nation in rushing offense**, averaging **276.5 yards per game**. The Knights are **No. 30 in passing offense (268.9 ypg)**.

DANGER! EXPLOSIVES!

- ▶ UCF has tallied **106 explosive plays (8.8 per game)** for the season. Explosive plays are defined as 20 yards or more.
- ▶ The **75-yard TD pass from McKenzie Milton to Gabriel Davis at Memphis** was the Knights' **longest play** from scrimmage **this season**.
- ▶ **Greg McCrae's 74-yard TD run at ECU** was the **longest run of the season** for UCF.
- ▶ Of the **106 explosive plays, 25 have gone for TDs** (12 passing, 11 rushing, 2 defense).

THOROUGH ON THIRD (AND FOURTH) DOWN

- ▶ UCF is **No. 4 in the nation in 3rd-down efficiency**, converting at **51.3 percent (82-of-160)**.
- ▶ UCF has **converted 9 of its last 13 4th-down conversion attempts**.
- ▶ The Knights are **No. 23 in the nation in 4th-down conversions at 63.2 percent (12-of-19)**.

BAKING TURNOVERS

- ▶ The Knights have created **at least one turnover** in each of their **last 31 games**, the **longest active streak** in the nation.
- ▶ The Knights rank **No. 8 in the nation in turnovers gained with 26** (NCAA only ranks total).
- ▶ The Knights are **No. 3 in the nation in turnover margin (+1.17/game)** this season.
- ▶ UCF **has won the turnover battle in 11 of 12 games** this season.
- ▶ The Knights are **No. 12 in the nation in turnovers lost (12 total)**. In **4 of 12 games**, UCF has **not committed a turnover**.

READY IN RED ZONE

- ▶ UCF ranks **No. 13 in the nation in Red Zone Defense**, allowing scores at a **74.4 percent clip**.
- ▶ The Knights are **No. 18 in Red Zone Offense**, scoring on **89.5 percent** of their trips inside the 20-yard line (51-of-57).

LOSS LEADERS

- ▶ UCF ranks **No. 6 in the nation in tackles for loss**, averaging **8.0 per game**.
- ▶ The Knights prevent losses well, also. UCF is **No. 14 in tackles for loss allowed (4.4 pg)**.

AMAZING ADJUSTMENTS

- ▶ **Halftime adjustments** have been **key** for the Knights this season. UCF is **outscoreing its opponents 122-33 in the third quarter**.
- ▶ UCF has held **opponents scoreless in the third quarter in 6 of 12 games** this season.
- ▶ **No UCF opponent has scored more than 7 third quarter points vs. the Knights**.

MEDIA POLICIES

INTERVIEW POLICY

All interviews must be coordinated through the UCF Athletics Strategic Communications Office. Please do not attempt to contact players, coaches or other team personnel directly by any means of communication, including personal phone numbers, email and social networking accounts.

Requests for student-athlete and assistant coach interviews are permitted as arranged through the strategic communications office. Interview requests with must be submitted to Andy Seeley or Daniel Forcella by 6 p.m. the day before.

HEAD COACH JOSH HEUPEL

Head coach Josh Heupel will be available for interviews during the weekly press conference at the Wayne Densch Center for Student-Athlete Leadership. The press conference begins with Coach Heupel at approximately 12:15 p.m. with players available immediately afterward. Heupel will also be available after practice one additional day per week.

FILMING AT PRACTICES

Practices are not open. To capture footage, please submit your request to Andy Seeley or Daniel Forcella.

POSTGAME INTERVIEWS

Coach Heupel and selected student-athletes will meet the media approximately 10 minutes after the conclusion of the game. UCF's locker room is closed to the media.

CREDENTIAL REQUESTS

All requests, home and away, for media credentials and scouting passes should be directed to the UCF Athletics Strategic Communications office at least one week in advance. The media will call entrance is at Gate 17. Parking passes for media will be distributed based on availability and priority.

COLLEGEPRESSBOX.COM

CollegePressBox.com is the official media website for American Athletic Conference football. Access and download weekly game notes, quotes, statistics, media guides and more for the conference and each of its 12 member schools throughout the season. Login information will be distributed to accredited media or you can apply for a password by sending an e-mail to password@collegepressbox.com.



KNIGHT TRENDS

Overall	12-0
The American	8-0
Non-Conference	3-0
Home	8-0
Away	4-0
Neutral	0-0
Current overall streak	Won 25
Current home streak	Won 15
Current road streak	Won 9
Current neutral site streak	Won 1
Current bowl streak	Won 1
Last win	12/1/18, Memphis, 56-41
Last loss	12/17/16, Arkansas State, 31-13
Day game	4-0
Night game	8-0
TV game	12-0
ABC	3-0
ESPN	3-0
ESPN2	2-0
ESPNU	3-0
ESPN3	1-0
August	1-0
September	3-0
October	3-0
November	4-0
December	1-0
vs. FBS Top-25 teams	1-0
vs. FBS non-ranked teams	10-0
vs. FCS	1-0
Scoring first	6-0
Opponent scores first	6-0
Leading after 1st quarter	8-0
Trailing after 1st quarter	4-0
Tied after 1st quarter	0-0
Leading at halftime	9-0
Trailing at halftime	3-0
Tied at halftime	0-0
Leading after 3rd quarter	10-0
Trailing after 3rd quarter	2-0
Tied after 3rd quarter	0-0
Overtime	0-0
Scoring 0-14 points	0-0
Scoring 15-28 points	0-0
Scoring 28-39 points	6-0
Scoring 40+ points	6-0
Allowing 0-14 points	5-0
Allowing 15-28 points	3-0
Allowing 28+ points	4-0
With 100-yd rusher	6-0
Allow 100-yard rusher	6-0
With 300-yd passer	5-0
Allow 300-yard passer	2-0
Outgain opponent	9-0
Total offense 300+ yards	12-0
Allow 300+ yards total offense	10-0
Total offense 400+ yards	12-0
Allow 400+ yards total offense	6-0
No turnovers	4-0
Less than three turnovers	10-0
Three or more turnovers	2-0
No takeaways	0-0
Three or more takeaways	5-0
Commit fewer turnovers	7-0
Equal turnovers	4-0
Commit more turnovers	1-0
Control time of possession	2-0
Opponent controls time of possession	10-0
Games decided by 1-8 points	1-0
Games decided by 9-16 points	3-0
Games decided by 17+ points	8-0
Win Coin Toss	8-0
Lose Coin Toss	4-0
Black Jerseys	6-0
White Jerseys	4-0
Anthracite Jerseys	2-0
Pewter Jerseys	0-0

OFFENSIVE NOTES

#10HANA

- Take your pick of alliterative nicknames, but magical, money, masterful all fit the bill.
- Junior quarterback **McKenzie Milton** finished **sixth in voting for the Heisman Trophy** in 2018. He was eighth in 2017 and was awarded the **Archie Griffin Award** as the **nation's best player** by the Touchdown Club of Columbus.

QUARTERBACK NOTEBOOK

- Redshirt freshman **Darriel Mack Jr.** is now 2-0 as a starter -- **at ECU, vs Memphis**.
- Mack** busted off a **70-yard TD** run at UConn. That run was the **2nd-longest TD run by a UCF QB** ever (**Daunte Culpepper**, 75 yds at Kent State in 1997).
- Mack** tied a **program record** with **four rushing touchdowns** in the **American Athletic Conference Championship** game to earn MVP honors.
- Mack** passed for **348 yards and two TDs** vs. Memphis in the **AAC Championship** game. That passing total was the **highest by any UCF QB this season**. It was the **34th-best single-game yardage total** in UCF history.
- Milton** ranks **No. 6 in the nation in points responsible for** per game. With **34 TDs** responsible for this season, he has accounted for **204 points (20.4/game)**.

PLENTY OF OPTIONS

- The Knights have a deep wide receiver/tight end corps. Sophomore **Gabriel Davis** leads the group in **receptions (50)** and **touchdowns (6)**. Junior **Dredrick Snelson** leads the way in **yards per reception (16.2)**. Sophomore **Tre Nixon** and senior tight end **Michael Colubiale** each average more than **14 yards per reception**. In addition to the starters, sophomore **Marlon Williams** and junior **Otis Anderson** are also both in double digits for receptions.

RECEIVER NOTEBOOK

- Davis** is **averaging 4.5 catches** a game, which ranks **No. 8 in the AAC**.
- Seven** different Knights receivers have caught **TD passes** this season -- **Davis (6), Snelson (5), Nixon (4), TE Colubiale (3), Anderson (3), Williams (1)** and TE **Jake Hescoc** (1).
- Ole Miss transfer **Nixon** made an **immediate impact** with **5 catches** for **101 yds** and **2 TDs at UConn**. He is one of **three Knights with 500+ yards** receiving, joining **Davis** and **Snelson**.
- Unexpected additions** -- In May, **Nixon** was granted **immediate eligibility** by the NCAA. Nixon saw action in 10 games at Mississippi last season. He was the Florida Dairy Farmers **Class 7A Player of the Year** in 2015. In June, more good news came as tight end **Colubiale** was granted a **sixth year** for a medical hardship after missing much of 2015.

GREG'S BEEN GREAT

- Sophomore (and **former walk-on**) **Greg McCrae** has been **on fire in November**. As a **backup running back**, he's rushed for **over 100 yards four times** in the past five games. He tallied **188 yards** and a TD **vs. Temple**, added **101 yards** and a score **vs. Navy**, went for **181 and 3 TDs at South Florida**, and had a **career-best 206** with a score in the AAC Championship. The lone outlier was the Cincinnati game, where he still rushed for a touchdown.

RUNNING BACK NOTEBOOK

- McCrae** became UCF's **first 1,000-yard rusher since 2013 (Storm Johnson - 1,139)**.
- McCrae** is just the **11th Knight to rush for 1,000 yards** in a season. His 1,101 yards are No. 7 on the UCF single-season rushing chart.
- McCrae** has **four 100-yard rushing performances**, plus a **200-yard effort vs. Memphis**.
- McCrae**, a **former walk-on**, was awarded a **scholarship** early in 2018 preseason camp.
- Starting running back **Adrian Killins** has **4 career 100-yard games** including a **career-best 146 at SMU** in 2017. He went for **113 vs. SMU this season**.
- Taj McGowan** scored **2 TDs vs. Temple**, marking his **4th career multi-TD** performance.

OFFENSIVE LINE NOTEBOOK

- UCF ranks **No. 14 in the nation in tackles for loss allowed (4.42 per game)**.
- The Knights are **No. 14 in sacks allowed (1.17/gm)** and have allowed **0 sacks 5 times**.
- Senior tackle **Wyatt Miller** has now **started 46 games** in his UCF career.
- Junior center **Jordan Johnson** has **started 37 straight games**.
- Johnson** has been a **vegetarian** since this past summer.
- Miller (LT), Johnson (C)** and **Jake Brown (RT)** -- have **started each game** this season.
- Senior guard **Tyler Hudanick** has **started 26 games** dating back to his freshman season.



DEFENSIVE NOTES

NASTY NATE

▶▶ Linebacker **Nate Evans** has elevated his game this season. He has **started 9 of the last 10** games and has seen **action in every contest**. Evans has been the **Knights' leading tackler in three games (all starts)** and has been one of the **top two tacklers** for UCF in **7 of his 9 starts**.

LINEBACKER NOTEBOOK

- ▶▶ **Evans** is **No. 2** on the team with **90 total tackles** and is **No. 3** with **9.0 TFLs**.
- ▶▶ **Evans leads the team** with **2 fumble recoveries**, including one he returned **94 yds at ECU**.
- ▶▶ Senior **Pat Jasinski** is **No. 2** on the Knights' **linebacking corps** and ranks **No. 4** on the team with **61 total tackles**.
- ▶▶ **Jasinski** has also contributed **5.0 tackles-for-loss**, an **interception**, **2 forced fumbles**, a **fumble recovery** and **4 pass breakups**.
- ▶▶ **Jasinski** has played in all **60 games with 31 starts** during his UCF career.
- ▶▶ **Three** different Knight **linebackers** have **recorded interceptions** -- **Jasinski, Shawn Burgess-Becker** and **Eric Mitchell**. All **3** of those **picks** came in the win **vs. FAU**.

GRANT'S GOOD

▶▶ **First-year starter Richie Grant** has **emerged as a leader** on the defense. The redshirt sophomore **leads the team in tackles (102)** and **interceptions (6)**, while being **tied for the lead in forced fumbles (3)**. **Grant** is the definition of a **ball-hawk**. He has had his **hands on the ball 13 times** this season. **Grant saw action in all 13 games last season** as a backup and special teamer, but **took over the starting role** this season and has started all 12 games.

SECONDARY NOTEBOOK

- ▶▶ **Grant** has **6 interceptions** this season to rank **No. 4 in the nation (INT/gm)**.
- ▶▶ **Grant** ranks **No. 34** in the nation in **solo tackles**, averaging **5.4/game**.
- ▶▶ Senior **Kyle Gibson** tallied a **career-best 14 stops vs. Temple** and a **team-high 11** in the **AAC Title game**. He ranks **No. 3** on the team with **83 total tackles**.
- ▶▶ Sophomore cornerback **Brandon (Bam) Moore** **started 7 games** and **played in all 13 in 2017**. This season, he has **started all 12 games** and has racked up **41 tackles** and **9 PBUs**.
- ▶▶ **Moore** got his **hands on the football vs. Cincinnati** and made the most of it. He caught a field goal attempt that was blocked and **returned it 60 yards** inside the Bearcats' 25-yard line to **set up a Knights' touchdown**.
- ▶▶ Junior cornerback **Nevelle Clarke** **leads the team with 12 passes broken up**.
- ▶▶ Senior **Rashard Causey** **started 6 of the last 7** at nickel. He's **tied for team lead** with **3 forced fumbles**.
- ▶▶ The Knights have **broken up 62 passes, 42 by DBs**.
- ▶▶ **8 different DBs** have recorded **tackles for loss**. **Gibson** has **4.5** to rank **No. 5 on the team**.

TITUS = TFL

▶▶ Senior defensive end **Titus Davis** leads the team with **16.0 tackles for-loss**. His average of **1.3 TFLs per game** ranks him **No. 22 in the nation**. Davis moved to **defensive end** this year with UCF's switch to a **4-3 alignment**. He had been playing **outside linebacker** in the **3-4 scheme** used the last two seasons.

DEFENSIVE LINE NOTEBOOK

- ▶▶ **Davis** tallied **3 sacks** vs. Cincinnati, the **first time** a Knight accomplished the **sack hat trick since 2016 (Errol Clarke)**.
- ▶▶ Junior **Trysten Hill** came up **huge** in the **AAC title game**. He tallied **six tackles**, including **3.0 TFLs**, to help slow the explosive Memphis offense. He's **No. 2 on the team** with **10.0 TFLs**.
- ▶▶ Senior **Joey Connors** had himself a Senior Knight **vs. Cincinnati**. He tallied his **first sack** of the season, **blocked a field goal** and **recovered a fumble**.
- ▶▶ Junior **Brendon Hayes** has **started the last 11 games**. He has recorded **3.0 sacks to share No. 2 on the team** (1 vs. SC SU, 1 vs. Pitt, 1 at Memphis). He is **No. 4 in TFLs** with **8.0**.
- ▶▶ **Hill** tallied a **pair of sacks vs. Temple** and is **tied with Hayes at 3.0**.
- ▶▶ Of the Knights' **27 sacks**, **defensive linemen** account for **21**.
- ▶▶ True freshman **Randy Charlton** started in his **first-ever collegiate game at UConn**. He tallied the **first sack of his career** in Game 4 **vs. Pitt**.
- ▶▶ The Knights have **plenty of depth** up front. **8 defensive linemen** have recorded **at least 15 tackles** this season. **13 DL** have **recorded stops** this year.

THE AMERICAN

STANDINGS

	American	Overall	Streak
<i>East</i>			
UCF*#	8-0	12-0	W25
Temple	7-1	8-4	W3
Cincinnati	6-2	10-2	W1
South Florida	3-5	7-5	L5
East Carolina	1-7	3-8	L1
UConn	0-8	1-11	L9

West

Houston	5-3	8-4	L1
Memphis*	5-3	8-5	L1
SMU	5-3	6-6	W1
Tulane	4-4	5-7	L2
Navy	2-6	3-9	L1
Tulsa	2-6	3-9	W1

* - Division Champion

- Conference Champion

SCHEDULE

<i>Saturday, Dec. 15</i>		
Tulane vs. Louisiana (Cure Bowl)		1:30pm (CBSSN)
<i>Thursday, Dec. 20</i>		
South Florida vs. Marshall (Gasparilla Bowl)		8pm (ESPN)
<i>Saturday, Dec. 22</i>		
Memphis vs. Wake Forest (Birmingham Bowl)		12pm (ESPN)
Houston vs. Army (Armed Forces Bowl)		3:30pm (ESPN)
<i>Thursday, Dec. 27</i>		
Temple vs. Duke (Independence Bowl)		1:30pm (ESPN)
<i>Monday, Dec. 31</i>		
Cincinnati vs. Virginia Tech (Military Bowl)		12pm (ESPN)
<i>Tuesday, Jan. 1</i>		
UCF vs. LSU (Fiesta Bowl)		1pm (ESPN)

HONORS

Offensive Player of the Week

Sept. 3	McKenzie Milton, UCF
Sept. 10	D'Eriq King, Houston
Sept. 17	Darrell Henderson, Memphis
	Blake Barnett, S. Florida
Sept. 24	McKenzie Milton, UCF
Oct. 1	McKenzie Milton, UCF
Oct. 8	Jordan Cronkrite, S. Florida
Oct. 15	McKenzie Milton, UCF
Oct. 22	D'Eriq King, Houston
Oct. 29	D'Eriq King, Houston
Nov. 5	Ben Hicks, SMU
Nov. 12	Ryquell Armstead, Temple
Nov. 19	Holton Ahlers, ECU
Nov. 26	

Defensive Player of the Week

Sept. 3	Ed Oliver, Houston
	Bryan Wright, Cincinnati
Sept. 10	Sean Williams, Navy
Sept. 17	Michael Dogbe, Temple
Sept. 24	Quincy Roche, Temple
Oct. 1	Nate Harvey, ECU
Oct. 8	Titus Davis, UCF
Oct. 15	Ed Oliver, Houston
Oct. 22	Nate Evans, UCF
Oct. 29	Austin Robinson, Houston
Nov. 5	James Wiggins, Cincinnati
	Cortez Broughton, Cincinnati
	Kyran Mitchell, SMU
Nov. 12	Roderic Teamer, Tulane
Nov. 19	Titus Davis, UCF
	Nate Harvey, ECU
Nov. 26	

Special Teams Player of the Week

Sept. 3	Thomas Bennett, Tulsa
Sept. 10	Terrence Horne, S. Florida
Sept. 17	Bennett Moehring, Navy
Sept. 24	Reggie Roberson, SMU
Oct. 1	Jake Verity, ECU
Oct. 8	Isaiah Wright, Temple
Oct. 15	Matthew Wright, UCF
	Coby Weiss, S. Florida
Oct. 22	Matthew Wright, UCF
Oct. 29	Cole Smith, Cincinnati
Nov. 5	Merek Golver, Tulane
Nov. 12	Pop Williams, Memphis
Nov. 19	Isaiah Wright, Temple
Nov. 26	

Knights on the Honor Roll

Sept. 3	Richie Grant
Oct. 1	Richie Grant
Oct. 8	Adrian Killins Jr.
Oct. 15	Brendon Hayes
Nov. 5	McKenzie Milton
Nov. 12	McKenzie Milton
Nov. 19	McKenzie Milton



KNIGHTS IN THE NFL

#BUILTBYUCF

Jordan Akins	Houston Texans
Blake Bortles	Jacksonville Jaguars
A.J. Bouye	Jacksonville Jaguars
Jordan Franks	Cincinnati Bengals
Clayton Geathers	Indianapolis Colts
Shaquill Griffin	Seattle Seahawks
Shaquem Griffin	Seattle Seahawks
Mike Hughes	Minnesota Vikings
Charley Hughlett	Cleveland Browns
Kemal Ishmael	Atlanta Falcons
Justin McCray	Green Bay Packers
Lataavius Murray	Minnesota Vikings
Breshad Perriman	Cleveland Browns
Matt Prater	Detroit Lions
Josh Robinson	New Orleans Saints
Josh Sitton	Miami Dolphins
Tre'Quan Smith	New Orleans Saints

LAST 10 YEARS

MOST WINS IN THE LAST 10 YEARS

1. 126	Alabama	16. 87	USC
2. 111	Clemson	87	Notre Dame
3. 109	Boise State	87	Penn State
4. 105	Oklahoma	19. 86	Houston
5. 102	Ohio State	86	Virginia Tech
6. 101	Wisconsin	86	UCF
101	Stanford	22. 85	Auburn
8. 98	Oregon	23. 84	San Diego State
9. 97	Florida State	24. 83	Toledo
10. 96	LSU	25. 82	Ohio
96	Georgia	82	Utah
12. 93	Oklahoma State	82	Florida
93	TCU		
93	Northern Illinois		
15. 91	Michigan State		

TAKEAWAYS

The Knights have forced at least one turnover in each of the last 30 games, dating back to the 2016 season. That mark leads the nation, by a large margin.

Consecutive Games with a Takeaway

UCF - 31

- Indiana - 18
- Houston - 16
- Georgia Southern - 15
- Mississippi State - 15
- Syracuse - 13
- Maryland - 12
- Georgia Tech - 12

SPECIAL TEAMS NOTES

MATTY ICE

Senior kicker **Matthew Wright** is in his **fourth season** as the Knights' placekicker, handling **field goals and point-after touchdowns**. He is **No. 1 on the career field-goal accuracy chart at 54-of-70 (.771)**. For his career, he is **207-of-210 on PATs (.986)**, which ranks **No. 2 on the UCF career charts**. With his **44-yard field goal** to end the first half at Memphis, **Wright** became the Knights' **all-time leading scorer**. He now has **361 career points**.

SPECIALIST NOTEBOOK

Wright is one of **only eight UCF kickers ever to record 200 points or more**. He **broke the career kick scoring record of 314 by Shawn Moffitt (2011-14)** and is **just the second kicker in UCF history to score more than 300 points**.

Wright also handles **kickoff duties**. He is averaging **58.4 yards per kickoff with 28 touchbacks on 92 kickoffs**.

Mac **Loudermilk** might be the most interesting punter in the nation, with his **long hair and mountain man beard**. He celebrates long punts with **imaginary home runs**, complete with **bat-flip**. He **added a golf wedge shot** and a **Connor McGregor strut** to his repertoire this season.

Loudermilk has **punted just 41 times** this year with **10 efforts of 50+** and **15 inside the 20**.

Two **Loudermilk punts vs. South Florida** traveled **60+ yards** and **4 of 5** were **inside the 20**.

Loudermilk also won the **2018 Mortell Holder of the Year Award**.

Loudermilk can do a **bit of everything**. In the season-opening victory over **FIU in 2017**, Loudermilk's **three punts vs. FIU** were **downed inside the 20-yard line**. Following the Knights' first score of the game, he **successfully converted a pass** to tight end **Jordan Franks** for a **2-point conversion**. In the **2016 Spring Game**, Loudermilk hauled in a **long TD reception**.

Caleb Perez returns as the Knights' starting **long snapper**, completing the triumvirate of returning specialists. He **has not had a bad snap in 25 straight games**.

On Senior Knight, **Perez** recorded his **second tackle of the season**, making a **solo stop** on a punt return vs. Cincinnati.

HISTORICAL NOTES

Milestone Home Attendance Marks

Including an exhibition game against Team Moscow in 1992, a total of **5,754,663** have attended UCF home games since 1979.

Including all games, home, away, neutral and exhibition, since 1979 a total of **11,785,712** have watched the Knights play in person.

Since opening Spectrum Stadium in 2007, a total of **2,946,105** fans have attended UCF home football games.

Largest Home Crowds in UCF History

Opponent (Year)	Attendance
1. Tulsa (2005 - C-USA Champ.)	51,978
2. Virginia Tech (2000)	50,220
3. Miami (2009)	*48,453
4. Cincinnati (2018)	*47,795
5. South Carolina (2013)	*47,605
6. South Florida (2017)	*47,129
7. South Florida (2008)	*46,805
8. South Florida (2006)	46,708
9. Marshall (2007)	*46,103
10. South Florida (2013)	*45,952

* - Sellout

UCF played at the Florida Citrus Bowl from 1979-06 until Spectrum Stadium opened in 2007.

Largest Away Crowds in UCF History

Opponent (Year)	Attendance
1. Michigan (2016)	109,295
2. Ohio State (2012)	104,745
3. Penn State (2002)	103,029
4. Penn State (2004)	101,715
5. Texas (2009)	101,003
6. Penn State (2013)	92,855
7. Florida (2006)	90,210
8. Georgia (1999)	86,117
9. Florida (1999)	85,346
10. Alabama (2000)	83,818

RECORD AT SPECTRUM STADIUM

OVERALL	58-20
CONFERENCE	37-11
POSTSEASON	3-0
Outscored Opponents	2,528-1,475

GAMES (without 1992 exhibition game)

1	9/22/79	at St. Leo	W	21-0
100	10/8/88	New Haven	L	23-31
200	9/27/97	at Auburn	L	14-41
250	11/24/01	Louisiana-Lafayette	W	31-0
300	9/9/06	at Florida	L	0-42
350	9/4/10	South Dakota	W	38-7
400	11/29/13	S. Florida	W	23-20
450	11/18/17	at Temple	W	45-19
465	12/1/18	Memphis	W	56-41

HOME WINS

1	9/29/79	Fort Benning	7-6
100	10/26/02	Akron	28-17
169	12/1/18	Memphis	56-41

AWAY WINS (does not include neutral-sites)

1	9/22/79	at St. Leo	21-0
50	10/24/09	at Rice	49-7
81	11/23/18	at S. Florida	38-10

FOOTBALL BOWL SUBDIVISION ERA GAMES

1	8/29/96	William & Mary	W	39-33
100	11/13/04	at Ball State	L	17-21
250	10/15/16	at UConn	W	24-16
281	12/1/18	Memphis	W	56-41

FOOTBALL BOWL SUBDIVISION ERA WINS

1	8/29/96	William & Mary	39-33
50	10/21/05	Tulane	34-24
100	10/13/12	Southern Miss	38-31 (20T)
150	9/29/18	Pittsburgh	45-14
158	12/1/18	Memphis	56-41



4 CONFERENCE TITLES

UCF has won four American Athletic Conference Championships since the inaugural 2013 season (2013, 2014, 2017, 2018).

Only three other teams in all of FBS have won four conference championships in the last six seasons.

Four Conference Championships since 2013

UCF - The American

- Alabama - SEC
- Clemson - ACC
- Oklahoma - Big 12

3 BCS/NY6 BOWLS

The Knights have now earned three BCS Bowl/ New Year's Six Bowl bids since the 2013 season, playing in the 2014 Tostitos Fiesta Bowl, the 2018 Chick-fil-A Peach Bowl and now the 2019 PlayStation Fiesta Bowl.

Only eight other teams across the nation have achieved the same feat in the last six seasons.

Three BCS/NY6 Bowl Berths since 2013

UCF

- Alabama
- Auburn
- Clemson
- Florida State
- Michigan State
- Ohio State
- Oklahoma
- Washington

If the Knights defeat LSU they would be one of just four teams since 2013 to win three BCS/NY6 Bowl Games if Alabama beats Oklahoma in the CFP Semifinal and one of five if Oklahoma wins (Alabama - 3, Clemson - 3, Ohio State - 3, UCF - 2, Oklahoma - 2).

30+ POINTS STREAK

UCF's streak of 25 straight games scoring 30 or more points is the longest such streak since the start of the AP Poll era in 1936.

Streak of 30+ Points Scored

UCF - 25 (2017-18)

- S. Florida - 24 (2015-17)
- Oregon - 23 (2011-12)
- Hawaii - 22 (2006-07)

COACHES POLL

1	Alabama(62)	13-0	1598	--
2	Clemson(2)	13-0	1538	--
3	Notre Dame	12-0	1460	--
4	Oklahoma	12-1	1375	+1
5	Ohio State	12-1	1326	+1
6	Georgia	11-2	1316	-2
7	UCF	12-0	1218	--
8	Michigan	10-2	1122	--
9	Washington	10-3	1046	+2
10	Florida	9-3	976	--
11	LSU	9-3	899	+3
12	Penn State	9-3	889	--
13	Washington State	10-2	856	--
14	Texas	9-4	776	-5
15	Kentucky	9-3	696	--
16	West Virginia	8-3	683	--
17	Syracuse	9-3	505	+1
18	Mississippi State	8-4	501	+1
19	Utah	9-4	411	-2
20	Texas A&M	8-4	388	+2
21	Fresno State	11-2	357	+2
22	Northwestern	8-5	159	-1
23	Utah State	10-2	125	+1
24	Boise State	10-3	122	-4
25	Army	9-2	114	--

AP POLL

1	Alabama(61)	13-0	1525	--
2	Clemson	13-0	1460	--
3	Notre Dame	12-0	1405	--
4	Oklahoma	12-1	1327	+1
5	Ohio State	12-1	1254	+1
6	Georgia	11-2	1247	-2
7	UCF	12-0	1158	--
8	Michigan	10-2	1076	--
9	Washington	10-3	992	+1
10	Florida	9-3	894	+1
11	LSU	9-3	847	+1
12	Washington State	10-2	845	--
13	Penn State	9-3	773	+1
14	Texas	9-4	763	-5
15	West Virginia	8-3	694	--
16	Kentucky	9-3	639	--
17	Syracuse	9-3	516	+1
18	Mississippi State	8-4	375	+2
19	Fresno State	11-2	373	+6
20	Utah	9-4	362	-3
21	Texas A&M	8-4	359	+1
22	Army	9-2	209	+1
23	Boise State	10-3	144	-4
24	Missouri	8-4	133	NR
25	Iowa State	8-4	110	-1

CFP RANKINGS

1	Alabama	13-0	--
2	Clemson	13-0	--
3	Notre Dame	12-0	--
4	Oklahoma	12-1	--
5	Georgia	11-2	-1
6	Ohio State	12-1	--
7	Michigan	10-2	--
8	UCF	12-0	--
9	Washington	10-3	+2
10	Florida	9-3	-1
11	LSU	9-3	-1
12	Penn State	9-3	--
13	Washington State	10-2	--
14	Kentucky	9-3	+1
15	Texas	9-4	-1
16	West Virginia	8-3	--
17	Utah	9-4	--
18	Mississippi State	8-4	--
19	Texas A&M	8-4	--
20	Syracuse	9-3	--
21	Fresno State	11-2	+4
22	Northwestern	8-5	-1
23	Missouri	8-4	+1
24	Iowa State	8-4	-1
25	Boise State	10-3	-3

THE AMERICAN HONORS



Following a second-straight undefeated regular season, the UCF football team took home a record amount of postseason honors from the American Athletic Conference.

With 17 selections for 16 student-athletes, the Knights broke their own record of 15 selections set last season, and became the first program to have a repeat Offensive Player of the Year.

For the second time, McKenzie Milton was named The American Offensive Player of the Year on Wednesday. Unable to play on Saturday due to injuries suffered in the regular season finale, Milton had another amazing season for the Black and Gold in 2018.

Milton threw for 2,663 yards with 25 touchdowns and just six interceptions. The junior also ran for 307 yards and had nine touchdowns on the ground, while setting a new UCF record for career rushing yards by a quarterback with 1,078.

FIRST TEAM ALL-CONFERENCE

QB	McKenzie Milton	Junior	10 GP • 171-of-289 • 59.2% • 2,663 passing yards • 25 passing touchdowns • 160.97 efficiency • 9 rushing touchdowns
OT	Jake Brown	r-Junior	Started all 11 games at right tackle
OG	Cole Schneider	r-Freshman	Started 10-of-11 games at guard
C	Jordan Johnson	Junior	Started all 11 games at center
LB	Nate Evans	Junior	11 GP • 82 tackles • 7.0 tackles-for-loss • 2.5 sacks • 2 pass break-ups • 1 forced fumble • 2 fumble recoveries • 1 TD
CB	Neville Clarke	r-Junior	11 GP • 39 tackles • 4.0 tackles-for-loss • 1.0 sacks • 2 interceptions • 10 pass break-ups • 1 fumble recovery
S	Richie Grant	r-Sophomore	11 GP • 98 tackles • 2.0 tackles-for-loss • 5 interceptions • 3 pass break-ups • 3 forced fumbles • 1 fumble recovery

SECOND TEAM ALL-CONFERENCE

WR	Gabriel Davis	Sophomore	11 GP • 44 catches • 655 receiving yards • 14.9 yards per catch • 6 receiving touchdowns
OT	Wyatt Miller	r-Senior	Started all 11 games at left tackle
RB	Adrian Killins Jr.	Junior	11 GP • 638 rushing yards • 4 rushing touchdowns • 17 catches • 385 receiving yards • 4 receiving touchdowns
DL	Titus Davis	Senior	11 GP • 55 tackles • 15.5 tackles-for-loss • 6.0 sacks • 4 qb hurries • 2 forced fumbles • 1 fumble recovery
DL	Brendon Hayes	r-Junior	11 GP • 35 tackles • 8.0 tackles-for-loss • 3.0 sacks • 2 pass break-ups • 6 qb hurries • 1 fumble recovery
LB	Pat Jasinski	Senior	11 GP • 60 tackles • 5.0 tackles-for-loss • 1 interception • 4 pass break-ups • 2 forced fumbles • 1 fumble recovery
K	Matthew Wright	r-Senior	11-for-13 on field goals with a long of 46 • 63-of-63 on extra points
RS	Adrian Killins Jr.	Junior	12 kick returns • 272 kick return yards • 22.7 yards per return

HONORABLE MENTION ALL-CONFERENCE

TE	Michael Colubiale	r-Senior	10 GP • 18 catches • 258 receiving yards • 14.3 yards per catch • 3 receiving touchdowns
CB	Brandon Moore	r-Sophomore	11 GP • 38 tackles • 1.0 tackle-for-loss • 9 pass break-ups



THE LAST TIME

TEAM	UCF		OPPONENT	
90+ offensive plays	Memphis (90)	12/1/18	Temple (98)	11/1/18
500+ of total offense	Memphis (698)	12/1/18	Memphis (583)	12/1/18
600+ of total offense	Memphis (698)	12/1/18	Temple (670)	11/1/18
700+ of total offense	Memphis (726)	12/2/17	Memphis (753)	12/2/17
500+ team passing yards	---	---	USF (503)	11/24/17
Two players 100 yds passing	at Tulane (Bo Schneider, 236; Tyler Harris, 156)	10/3/15	at Cincinnati (Gunner Kiel, 319; Hayden Moore, 154)	10/31/15
300+ team rushing yards	Memphis (350)	12/1/18	Memphis (401)	12/1/18
Two players 100 yds rushing	Marshall (Kevin Smith, 166; Jason Peters, 108)	10/4/06	Memphis (Darrell Henderson, 210; Patrick Taylor, 118)	12/1/18
100 rush, 100 rec, 300 pass	Memphis	12/1/18	Temple	11/1/18
	Greg McCrae (206 rushing)		R. Armstead (142 rushing),	
	Gabriel Davis (101 receiving), Dredrick Snelson (120 receiving)		Ventell Bryant (109 receiving)	
	Darriel Mack Jr. (348 passing)		Anthony Russo (444 passing)	
Three defensive scores	vs. Tulane (Drico Johnson - fum + int; Saquill Griffin - int)	11/5/16	---	---
Recover onside kick	East Carolina	11/19/15	UAB	11/24/12
Record a safety	FIU	8/31/17	Temple	10/15/16
Come from down 10 points	Memphis (17 points, 38-21)	12/1/18	Furman (12 points, 12-0)	9/19/15
Score on first play of game	at Rice (Hodges to Guyton, 76)	10/24/09	---	---
Win on final snap of reg.	at ECU (32-30, Holman to Perriman, 51)	12/4/14	vs. Penn State (Sam Ficken 36-yard field goal)	8/30/14
Convert two-point conv.	FIU (Mac Loudermilk to Jordan Franks)	8/31/17	at Temple (2x)	10/17/15

INDIVIDUAL

50+ passing attempts	Tulsa (McKenzie Milton, 52)	11/19/16	Temple (Anthony Russo, 52)	11/1/18
60+ passing attempts	---		Louisiana Tech (Tim Rattay, 64)	9/5/98
30+ completions	BYU (Justin Holman, 30)	10/9/14	Temple (Anthony Russo, 52)	11/1/18
40+ completions	---	---	Louisiana Tech (Tim Rattay, 46)	10/23/99
400+ yards passing	Memphis (McKenzie Milton, 494)	12/2/17	Temple (Anthony Russo, 444)	11/1/18
500+ yards passing	---	---	USF (Quinton Flowers, 503)	11/24/17
5+ passing touchdowns	at UConn (McKenzie Milton, 5)	8/30/18	at Cincinnati (Gunner Kiel, 5)	10/21/15
6+ passing touchdowns	Liberty (Darin Hinshaw, 6)	11/6/93	at Kent State (Jose Davis, 6)	10/4/97
30+ rushing attempts	Marshall (Brynn Harvey, 30)	10/8/11	at Memphis (Darrell Henderson, 31)	10/13/18
200+ rushing yards	Memphis (Greg McCrae, 206)	12/1/18	Memphis (Darrell Henderson, 210)	12/1/18
4+ rushing touchdowns	Memphis (Darriel Mack Jr., 4)	12/1/18	at Syracuse (Walter Reyes, 4)	9/20/03
5+ rushing touchdowns	---		Virginia Tech (Lee Suggs, 5)	11/11/00
200+ yards receiving	vs. Nevada (Brandon Marshall, 210)	12/24/05	USF (Tyre McCants, 227)	11/24/17
3+ receiving touchdowns	at Cincinnati (Tre'Quan Smith, 3)	10/7/17	Memphis (Anthony Miller, 3)	12/2/17
75-yard touchdown reception	at Memphis (Gabriel, Davis, 75)	10/13/18	USF (Darnel Salomon, 83)	11/24/17
70-yard non-scoring reception	Maryland (Jordan Akins, 71)	9/17/16	Austin Peay (Kyran Moore, 74)	10/28/17
50+ yard field goal	UConn (Matthew Wright, 50)	10/22/16	at South Carolina (Elliott Fry, 52)	9/26/15
4+ field goals	South Carolina State (Matthew Wright, 4)	9/3/16	at Houston (Kyle Bullard, 4)	10/2/14
5+ field goals	---		Southern Miss (Danny Hrapmann, 5)	11/12/11
3+ sacks	Cincinnati (Titus Davis, 3)	11/17/18	at Tulane (Royce LaFrance, 3)	10/3/15
3+ interceptions	---	---	at UConn (Andrew Adams, 3)	11/1/14
2+ interceptions	Tulane (Shaquill Griffin, 2)	11/5/16	--	
Interception for TD	FAU (Shawn Burgess-Becker)	9/21/18	at SMU (Jordan Wyatt, 36)	11/4/17
Fumble return for TD	at ECU (Nate Evans, 94)	10/20/18	at USF (Juwuan Brown, 22)	11/26/16
Kickoff return for TD	USF (Mike Hughes, 95)	11/24/17	Austin Peay (Kyran Moore, 91)	10/28/17
Opening kickoff for TD	at Tulane (Quincy McDuffie, 95)	11/20/10	Pittsburgh (Lowell Robinson, 97)	10/13/06
70-yard punt	at East Carolina (Caleb Houston, 70)	10/1/16	Tulane (Ross Thevenot, 77)	11/21/09
Punt return for TD	ECU (Mike Hughes, 66)	10/14/17	Pittsburgh (1st Qtr, Rafael Araujo-Lopes)	9/29/18
Blocked punt for TD	Cincinnati (Justin McDonald, 23)	11/12/16	vs. Arkansas State (1st Qtr, B.J. Edmonds)	12/17/16
Blocked punt	Cincinnati (Justin McDonald, 23)	11/12/16	vs. Arkansas State (1st Qtr, B.J. Edmonds)	12/17/16
Blocked field goal	Cincinnati (1st Qtr, Joey Connors)	11/17/18	Temple (1st Qtr, Dan Archibong)	11/1/18
Blocked extra point	Austin Peay (2nd Qtr, A.J. Wooten)	10/28/17	vs. Auburn (4th Qtr, Derrick Brown)	1/1/18



SINGLE GAME RECORDS IN 2018

TEAM	<i>New Record</i>	<i>Game</i>	<i>Previous Record</i>	<i>Game</i>
Most Combined Rushes	115	Navy (11/10/18)	105	Tulsa (12/1/12)
Most Combined Net Yards Rushing	751	Navy (11/10/18)	623	Nevada (12/24/05)
Most Combined Rushing TDs	10	Memphis (12/1/18)	10	VMI (9/25/82)

INDIVIDUAL				
Darriel Mack Jr.				
Rushing Touchdowns	4	Memphis (12/1/18)	4 (3 times)	last Kevin Smith (12/1/07)
Rushing Touchdowns by a QB	4	Memphis (12/1/18)	3 (3 times)	last McKenzie Milton (9/21/18)
Points Scored	24	Memphis (12/1/18)	24 (10 times)	last Tre'Quan Smith (10/7/17)

SINGLE SEASON RECORDS IN 2018

TEAM	<i>New Record</i>	<i>Previous Record</i>	<i>Season</i>
Rushing Yards	3,318	3,287	2007
Rushing Yards Per Game	276.5	234.8	2007
Rushing Touchdowns	41	41	2007
Yards Per Rush	5.9	5.2	2017, 1992
Fewest Interceptions	6	7	2012, 1998
Total Yards Per Game	545.4	530.5	2017
Scoring Differential	+23.0	+22.9	2017
Fewest Fumbles Lost	6	7	1997
Fewest Turnovers	12	15	2012, 2017
Consecutive Wins	25	9	2013-14
Consecutive Home Wins	15	11	1996-99
Consecutive Road Wins	9	6	2013-14

INDIVIDUAL			
Greg McCrae			
Yards Per Rush	8.95	Adrian Killins Jr., 6.48	2017

INDIVIDUAL			
McKenzie Milton			
Passing Yards Per Completion	15.57	Darin Hinshaw, 15.56	1992

INDIVIDUAL			
Matthew Wright			
Extra Point Percentage	100.0	100.0 (7 times)	last 2014

CAREER RECORDS IN 2018

INDIVIDUAL			
	<i>New Record</i>	<i>Previous Record</i>	<i>Years</i>
Adrian Killins Jr.			
Yards Per Rush	5.7	Marquette Smith, 5.49	1994-95
McKenzie Milton			
Rushing Yards by a Quarterback	1,078	Daunte Culpepper, 1,020	1995-98
Matthew Wright			
Points Scored	369	Shawn Moffitt, 314	2011-14
Field Goals Made	54	Shawn Moffitt, 53	2011-14
Field Goal Percentage	77.14	Michael Torres, 77.08	2006-07
Extra Points Made	207	Charlie Pierce, 159	1993-96



GAME ONE UCF AT UCONN

UCF (1-0, 1-0) 56
UCONN (0-1, 0-1) 17

August 30, 2018 | East Hartford, Conn. | Rentschler Field
 Time: 7 p.m. | Attendance: 23,081

UCF	ATT	GAIN	LOST	NET	TD	LONG	AVG
RUSHING							
Mack	1	70	0	70	1	70	70.0
Milton	7	50	0	50	0	13	7.1
McCrae	5	43	0	43	0	27	8.6
Killins Jr.	9	38	0	38	1	6	4.2
Thompson	6	36	0	36	0	10	6.0
McGowan	3	34	0	34	0	23	11.3
Anderson	4	23	0	23	1	10	5.8
Williams	1	2	0	2	0	2	2.0

UCF	COMP-ATT-INT	YDS	TD	LONG	Sack
PASSING					
Milton	24-32-0	346	5	45	0
Mack	2-2-0	10	0	8	0

UCF	NO	YDS	TD	LONG
RECEIVING				
Snelson	6	90	0	31
Davis	6	40	1	10
Nixon	5	101	2	45
Killins Jr.	2	44	0	33
Payton	2	13	0	8
Williams	2	10	0	8
McCrae	1	36	1	36
Colubiale	1	17	0	17
Anderson	1	5	1	5

UCF	NO	YDS	AVG	LONG	I20	TB
PUNTING						
Loudermilk	1	31	31.0	31	0	0

UCF	MADE	ATT	LONG
FIELD GOALS			
--			

UCF	SOLO	AST	TOT	TFL/YDS	FF	FR-YDS	INT-YDS	BRK	BLK	SACK/YDS	QBH
DEFENSE											
Jasinski	9	1	10	1	.	.	.
Mitchell	5	5	10	0.5/1	.	.	.	1	.	.	.
Collier	7	2	9	1.5/1	.	.	.	1	.	.	.
Grant	5	2	7	.	1	1-0	1-3
Moore	3	2	5	1	.	.	.

UCONN	ATT	GAIN	LOST	NET	TD	LONG	AVG
RUSHING							
Pindell	22	161	4	157	1	26	7.1
Mensah	20	66	7	59	0	14	3.0
Gillespie	1	6	0	6	0	6	6.0
Scott	3	1	3	-2	0	1	-0.7

UCONN	COMP-ATT-INT	YDS	TD	LONG	Sack
PASSING					
Pindell	27-41-1	266	1	46	0

UCONN	NO	YDS	TD	LONG
RECEIVING				
Buss	7	113	0	46
McLean	5	42	0	13
Scott	5	40	0	17
Mayala	3	31	0	14
Davis	2	18	1	13
Mauriseau	2	-3	0	0
Dixon	1	11	0	11
Beals	1	9	0	9
Mensah	1	5	0	5

UCONN	NO	YDS	AVG	LONG	I20	TB
PUNTING						
Magliozza	2	79	39.5	42	2	0

UCONN	MADE	ATT	LONG
FIELD GOALS			
Tarbutt	1	1	44

Kicks: Made 44

UCONN	SOLO	AST	TOT	TFL/YDS	FF	FR-YDS	INT-YDS	BRK	BLK	SACK/YDS	QBH
DEFENSE											
Coyle	6	4	10
Fortt	8	1	9
Jones, K	2	7	9
Jones, T	3	4	7
Swenson	3	3	6



SCORING SUMMARY

	1st	2nd	3rd	4th	-	Final
UCF	14	14	14	14		56
UCONN	0	10	0	7		17

1st	11:01	UCF	KILLINS, Adrian 2 yd run (WRIGHT, Matthew kick)			
			10 plays, 61 yards, TOP 2:07			7 - 0
	09:00	UCF	NIXON, Tre 34 yd pass from MILTON, M. (WRIGHT, Matthew kick)			
			5 plays, 81 yards, TOP 1:04			14 - 0
2nd	09:17	UCONN	TARBUTT, Michae 44 yd field goal			
			13 plays, 49 yards, TOP 7:32			14 - 3
	08:24	UCF	DAVIS, Gabriel 10 yd pass from MILTON, M. (WRIGHT, Matthew kick)			
			4 plays, 76 yards, TOP 0:53			21 - 3
	04:04	UCONN	DAVIS, Tyler 5 yd pass from PINDELL, David (TARBUTT, Michae kick)			
			10 plays, 75 yards, TOP 4:20			21 - 10
	02:35	UCF	ANDERSON, O. 5 yd pass from MILTON, M. (WRIGHT, Matthew kick)			
			6 plays, 74 yards, TOP 1:29			28 - 10
3rd	12:33	UCF	ANDERSON, O. 10 yd run (WRIGHT, Matthew kick)			
			8 plays, 65 yards, TOP 2:27			35 - 10
	04:30	UCF	NIXON, Tre 11 yd pass from MILTON, M. (WRIGHT, Matthew kick)			
			9 plays, 73 yards, TOP 2:39			42 - 10
4th	14:47	UCF	MCCRAE, Greg 36 yd pass from MILTON, M. (WRIGHT, Matthew kick)			
			8 plays, 90 yards, TOP 2:07			49 - 10
	10:04	UCF	MACK, Darriel 70 yd run (WRIGHT, Matthew kick)			
			5 plays, 90 yards, TOP 2:13			56 - 10
	03:11	UCONN	PINDELL, David 14 yd run (TARBUTT, Michae kick)			
			15 plays, 79 yards, TOP 6:53			56 - 17

TEAM STATS

	UCF	UCONN
FIRST DOWNS	31	27
RUSHES-YARDS (NET)	36-296	46-220
PASSING YDS (NET)	356	266
Passes Comp-Att-Int	26-34-0	27-41-1
TOTAL OFFENSE PLAYS-YARDS	70-652	87-486
Fumble Returns-Yards-TDs	0-0-0	0-0-0
Punt Returns-Yards-TDs	1-1-0	0-0-0
Kickoff Returns-Yards-TDs	2-43-0	6-151-0
Interception Returns-Yards-TDs	1-3-0	0-0-0
Punts (Number-Avg)	1-31.0	2-39.5
Fumbles-Lost	0-0	2-2
Penalties-Yards	3-27	7-93
Possession Time	21:52	38:08
Third-Down Conversions	9 of 11	10 of 18
Fourth-Down Conversions	1 of 1	3 of 5
Red-Zone Scores-Chances	5-5	2-3
Sacks By: Number-Yards	0-0	0-0



GAME TWO UCF VS SOUTH CAROLINA STATE

SC STATE (0-2).....0
 UCF (2-0).....38

September 8, 2018 | Orlando, Fla. | Spectrum Stadium
 Time: 6 p.m. | Attendance: 43,269

SC STATE

RUSHING	ATT	GAIN	LOST	NET	TD	LONG	AVG
Nick	22	104	26	78	0	24	3.5
James	14	54	3	51	0	16	3.6
Morris	5	21	3	18	0	15	3.6
Grier	6	18	1	17	0	6	2.8
Jenkins	1	9	0	9	0	9	9.0
Cummings	3	5	0	5	0	3	1.7

PASSING	COMP-ATT-INT	YDS	TD	LONG	Sack
Nick	5-13-1	54	0	20	4
Ford	1-6-2	26	0	26	0

RECEIVING	NO	YDS	TD	LONG
Burroughs	1	26	0	26
Ruger	1	20	0	20
Vereen	1	16	0	16
Schadewald	1	7	0	7
Grier	1	7	0	7
James	1	4	0	4

PUNTING	NO	YDS	AVG	LONG	I20	TB
Pettitway	8	350	43.8	57	2	0

FIELD GOALS	MADE	ATT	LONG
Bredson	0	1	--

DEFENSE	SOLO	AST	TOT	TFL/YDS	FF	FR-YDS	INT-YDS	BRK	BLK	SACK/YDS	QBH
Evans	7	3	10
Jones	2	5	7	.	.	1-12
Green	2	5	7	1
Walker	5	1	6
Brown	3	3	6	.	.	1-0

UCF

RUSHING	ATT	GAIN	LOST	NET	TD	LONG	AVG
Killins Jr.	8	89	0	89	2	24	11.1
McCrae	5	62	0	62	1	32	12.4
Anderson	8	46	4	42	1	14	5.2
Mack Jr.	4	42	1	41	0	23	10.2
Thompson	7	34	0	34	0	10	4.9
McGowan	9	33	0	33	0	9	3.7
Milton	3	16	0	16	0	7	5.3
Williams	2	8	2	6	0	8	3.0

PASSING	COMP-ATT-INT	YDS	TD	LONG	Sack
Milton	21-39-3	243	1	38	0
Mack Jr.	1-4-0	7	0	7	0

RECEIVING	NO	YDS	TD	LONG
Davis	9	111	1	24
Snelson	5	45	0	22
Nixon	3	53	0	38
Williams	2	27	0	20
Anderson	2	9	0	7
Killins Jr.	1	5	0	5

PUNTING	NO	YDS	AVG	LONG	I20	TB
Loudermilk	3	89	29.7	39	2	0

FIELD GOALS	MADE	ATT	LONG
Wright	1	1	25

Kicks: Made 25

DEFENSE	SOLO	AST	TOT	TFL/YDS	FF	FR-YDS	INT-YDS	BRK	BLK	SACK/YDS	QBH
Jasinski	3	5	8	1.5/2
Grant	5	2	7	.	.	1-2	1
Davis, K	4	2	6	1.5/3
Cochran	2	3	5
Davis, T	2	3	5	1.0/5	1.0/5	.	1



SCORING SUMMARY

	1st	2nd	3rd	4th	-	Final
SCSU	0	0	0	0		0
UCF	14	10	14	0		38

1st	11:26	UCF	KILLINS, Adrian 3 yd run (WRIGHT, Matthew kick)			
			3 plays, 41 yards, TOP 0:23			0 - 7
	03:06	UCF	KILLINS, Adrian 24 yd run (WRIGHT, Matthew kick)			
			2 plays, 26 yards, TOP 0:35			0 - 14
2nd	11:02	UCF	WRIGHT, Matthew 25 yd field goal			
			8 plays, 51 yards, TOP 1:32			0 - 17
	00:10	UCF	ANDERSON, O. 1 yd run (WRIGHT, Matthew kick)			
			20 plays, 94 yards, TOP 4:48			0 - 24
3rd	08:08	UCF	DAVIS, Gabriel 13 yd pass from MILTON, M. (WRIGHT, Matthew kick)			
			5 plays, 49 yards, TOP 0:42			0 - 31
	05:39	UCF	MCCRAE, Greg 32 yd run (WRIGHT, Matthew kick)			
			3 plays, 64 yards, TOP 0:38			0 - 38

TEAM STATS

	SCSU	UCF
FIRST DOWNS	14	29
RUSHES-YARDS (NET)	52-177	47-316
PASSING YDS (NET)	80	250
Passes Comp-Att-Int	6-19-3	22-43-3
TOTAL OFFENSE PLAYS-YARDS	71-257	90-566
Fumble Returns-Yards-TDs	0-0-0	0-0-0
Punt Returns-Yards-TDs	0-0-0	5-83-0
Kickoff Returns-Yards-TDs	3-47-0	1-21-0
Interception Returns-Yards-TDs	3-12-0	3-29-0
Punts (Number-Avg)	8-43.8	3-29.7
Fumbles-Lost	0-0	0-0
Penalties-Yards	7-49	11-101
Possession Time	36:12	23:48
Third-Down Conversions	3 of 15	7 of 13
Fourth-Down Conversions	0 of 2	0 of 1
Red-Zone Scores-Chances	0-0	4-6
Sacks By: Number-Yards	0-0	4-18



GAME THREE UCF VS FAU

FAU (2-2).....36
UCF (3-0).....56

September 21, 2018 | Orlando, Fla. | Spectrum Stadium
 Time: 7 p.m. | Attendance: 44,257

FAU							
RUSHING	ATT	GAIN	LOST	NET	TD	LONG	AVG
Singletary	25	142	11	131	3	19	5.2
Whyte	9	84	0	84	1	40	9.3
Hearns	3	53	0	53	0	24	17.7
Robison	10	37	3	34	0	16	3.4
Durante	2	12	0	12	0	9	6.0
Wright	1	6	0	6	0	6	6.0

PASSING						
	COMP-ATT-INT	YDS	TD	LONG	Sack	
Robison	13-26-3	124	1	27	0	
Singletary	1-1-0	3	0	3	0	

RECEIVING				
	NO	YDS	TD	LONG
Wright	6	58	0	27
Durante	4	35	0	21
Whyte	1	23	1	23
Bryant	1	6	0	6
Singletary	1	3	0	3
Harrison	1	2	0	2

PUNTING						
	NO	YDS	AVG	LONG	I20	TB
Riella	2	72	36.0	37	0	0
Robison	2	104	52.0	58	2	0

FIELD GOALS			
	MADE	ATT	LONG
Rivas	1	1	32

Kicks: Made 32

DEFENSE											
	SOLO	AST	TOT	TFL/YDS	FF	FR-YDS	INT-YDS	BRK	BLK	SACK/YDS	QBH
Al-Shaair	6	9	15	1
Smith	8	1	9	1.0/5	1.0/5	.	1
Brown	6	.	6
Gilbert	4	1	5
Young	4	1	5

UCF							
RUSHING	ATT	GAIN	LOST	NET	TD	LONG	AVG
Milton	13	88	7	81	3	14	6.2
Killins Jr.	16	66	0	66	0	11	4.1
McCrae	7	35	0	35	0	8	5.0
McGowan	7	35	0	35	1	9	5.0
Anderson	4	15	0	15	0	8	3.8
Thompson	2	7	0	7	0	4	3.5
Colubiale	1	0	0	0	0	0	0.0

PASSING						
	COMP-ATT-INT	YDS	TD	LONG	Sack	
Milton	21-32-0	306	3	39	1	

RECEIVING				
	NO	YDS	TD	LONG
Colubiale	6	84	0	20
Davis	5	91	1	39
Snelson	4	62	1	23
Nixon	3	33	0	16
Williams	2	30	1	21
Anderson	1	6	0	6

PUNTING						
	NO	YDS	AVG	LONG	I20	TB
LOUDERMILK, Mac	3	147	49.0	56	0	1

FIELD GOALS			
	MADE	ATT	LONG
--			

DEFENSE											
	SOLO	AST	TOT	TFL/YDS	FF	FR-YDS	INT-YDS	BRK	BLK	SACK/YDS	QBH
Grant	8	4	12	1	.	.	.
Jasinski	1	7	8	1.0/2	.	.	1-18	.	.	.	1
Moore	5	2	7	1.0/1	.	.	.	2	.	.	.
Gibson	5	1	6	1	.	.	.
Clarke	5	1	6	1.0/6	.	.	.	1	.	.	.



SCORING SUMMARY

	1st	2nd	3rd	4th	-	Final
FAU	7	10	6	13		36
UCF	14	7	21	14		56

1st	12:13	UCF	MILTON, M. 12 yd run (WRIGHT, Matthew kick)			
			4 plays, 40 yards, TOP 1:15			0 - 7
	08:07	UCF	SNELSON, D. 12 yd pass from MILTON, M. (WRIGHT, Matthew kick)			
			10 plays, 92 yards, TOP 2:49			0 - 14
	00:19	FAU	SINGLEATARY, D 11 yd run (RIVAS, Vladimir kick)			
			11 plays, 71 yards, TOP 4:26			7 - 14
2nd	10:24	FAU	SINGLEATARY, D 9 yd run (RIVAS, Vladimir kick)			
			8 plays, 59 yards, TOP 3:17			14 - 14
	01:34	FAU	RIVAS, Vladimir 32 yd field goal			
			12 plays, 54 yards, TOP 6:00			17 - 14
	00:31	UCF	WILLIAMS, Mar. 21 yd pass from MILTON, M. (WRIGHT, Matthew kick)			
			5 plays, 78 yards, TOP 1:03			17 - 21
3rd	11:19	UCF	MILTON, M. 9 yd run (WRIGHT, Matthew kick)			
			10 plays, 68 yards, TOP 3:41			17 - 28
	07:17	UCF	MILTON, M. 13 yd run (WRIGHT, Matthew kick)			
			10 plays, 50 yards, TOP 3:05			17 - 35
	05:29	FAU	WHYTE, Kerrith 23 yd pass from ROBISON, Chris (ROBISON pass failed)			
			6 plays, 63 yards, TOP 1:48			23 - 35
	03:53	UCF	DAVIS, Gabriel 19 yd pass from MILTON, M. (WRIGHT, Matthew kick)			
			5 plays, 75 yards, TOP 1:36			23 - 42
4th	08:58	FAU	SINGLEATARY, D 5 yd run (WHYTE, Kerrith rush failed)			
			12 plays, 80 yards, TOP 4:38			29 - 42
	03:04	UCF	MCGOWAN, Taj 6 yd run (WRIGHT, Matthew kick)			
			12 plays, 75 yards, TOP 5:54			29 - 49
	02:03	UCF	BURGESS-BECKER 40 yd interception return (WRIGHT, Matthew kick)			
						29 - 56
	01:05	FAU	WHYTE, Kerrith 40 yd run (RIVAS, Vladimir kick)			
			3 plays, 69 yards, TOP 0:58			36 - 56

TEAM STATS

	FAU	UCF
FIRST DOWNS	25	32
RUSHES-YARDS (NET)	50-320	50-239
PASSING YDS (NET)	127	306
Passes Comp-Att-Int	14-27-3	21-32-0
TOTAL OFFENSE PLAYS-YARDS	77-447	82-545
Fumble Returns-Yards-TDs	0-0-0	0-0-0
Punt Returns-Yards-TDs	2-0-0	0-0-0
Kickoff Returns-Yards-TDs	7-169-0	5-86-0
Interception Returns-Yards-TDs	0-0-0	3-67-1
Punts (Number-Avg)	4-44.0	3-49.0
Fumbles-Lost	0-0	0-0
Penalties-Yards	7-73	4-49
Possession Time	31:07	28:53
Third-Down Conversions	6 of 15	7 of 11
Fourth-Down Conversions	3 of 3	0 of 1
Red-Zone Scores-Chances	4-4	6-6
Sacks By: Number-Yards	1-5	0-0



GAME FOUR UCF VS PITTSBURGH

PITTSBURGH (2-3) 14
UCF (4-0) 45

September 29, 2018 | Orlando, Fla. | Spectrum Stadium
 Time: 3:30 p.m. | Attendance: 44,904

PITTSBURGH

RUSHING	ATT	GAIN	LOST	NET	TD	LONG	AVG
Ollison	11	49	0	49	0	13	4.5
Hall	7	44	0	44	0	18	6.3
Davis	5	20	1	19	0	8	3.8
Salahuddin	1	3	0	3	0	3	3.0
Pickett	9	10	16	-6	0	3	-0.7

PASSING	COMP-ATT-INT	YDS	TD	LONG	Sack
Pickett	16-26-1	163	1	58	3

RECEIVING	NO	YDS	TD	LONG
Ffrench	3	78	1	58
Gragg	3	21	0	10
Butler-Jenkins	3	8	0	6
Mack	2	41	0	28
Jacques-Louis	1	15	0	15
Sear	1	6	0	6
Aston	1	-1	0	0
Davis	1	-2	0	0
Ollison	1	-3	0	0

PUNTING	NO	YDS	AVG	LONG	I20	TB
Christodoulou	6	248	41.3	49	1	0

FIELD GOALS	MADE	ATT	LONG
--			

DEFENSE	SOLO	AST	TOT	TFL/YDS	FF	FR-YDS	INT-YDS	BRK	BLK	SACK/YDS	QBH
Stocker	6	3	9	.	1
Idowu	4	3	7	2.0/6	1.0/5	.
Jackson	6	.	6	2	.	.	.
Campbell	5	1	6
Camp	3	2	5

UCF

RUSHING	ATT	GAIN	LOST	NET	TD	LONG	AVG
McCrae	10	67	3	64	0	20	6.4
Milton	10	57	6	51	2	23	5.1
Thompson	7	49	0	49	0	15	7.0
Killins Jr.	12	42	2	40	0	9	3.3
McGowan	5	37	1	36	0	21	7.2
Mack Jr.	1	0	0	0	0	0	0.0

PASSING	COMP-ATT-INT	YDS	TD	LONG	Sack
Milton	18-34-0	328	4	71	1

RECEIVING	NO	YDS	TD	LONG
Davis	4	80	1	35
Anderson	4	29	1	13
Killins Jr.	3	140	1	71
Nixon	3	28	0	19
Williams	2	38	0	27
Colubiale	2	13	1	11

PUNTING	NO	YDS	AVG	LONG	I20	TB
Loudermilk	2	98	49.0	53	0	0

FIELD GOALS	MADE	ATT	LONG
Wright	1	1	21

Kicks: Made 21

DEFENSE	SOLO	AST	TOT	TFL/YDS	FF	FR-YDS	INT-YDS	BRK	BLK	SACK/YDS	QBH
Evans	2	9	11	1.0/0	0.5/0	.
Grant	4	4	8	.	.	.	1-25
Moore	4	2	6	1	.	.	.
Gibson	4	2	6	0.5/1	0.5/1	.
Casey	3	1	4



SCORING SUMMARY

	1st	2nd	3rd	4th	-	Final
Pitt	7	0	0	7		14
UCF	14	17	7	7		45

1st	06:52	UCF	MILTON, M. 5 yd run (WRIGHT, Matthew kick)		
			8 plays, 83 yards, TOP 2:29		0 - 7
	04:07	UCF	DAVIS, Gabriel 24 yd pass from MILTON, M. (WRIGHT, Matthew kick)		
			6 plays, 79 yards, TOP 1:44		0 - 14
	01:13	PITT	Araujo-Lopes, R 86 yd punt return (Kessman, A. kick)		
					7 - 14
2nd	14:50	UCF	MILTON, M. 23 yd run (WRIGHT, Matthew kick)		
			7 plays, 75 yards, TOP 1:23		7 - 21
	05:33	UCF	COLUBIALE, M. 2 yd pass from MILTON, M. (WRIGHT, Matthew kick)		
			9 plays, 67 yards, TOP 2:51		7 - 28
	00:07	UCF	WRIGHT, Matthew 21 yd field goal		
			11 plays, 54 yards, TOP 3:48		7 - 31
3rd	12:39	UCF	KILLINS, Adrian 71 yd pass from MILTON, M. (WRIGHT, Matthew kick)		
			2 plays, 72 yards, TOP 0:43		7 - 38
4th	07:17	UCF	ANDERSON, O. 13 yd pass from MILTON, M. (WRIGHT, Matthew kick)		
			8 plays, 74 yards, TOP 3:51		7 - 45
	04:46	PITT	Ffrench, M. 58 yd pass from Pickett, K. (Kessman, A. kick)		
			5 plays, 75 yards, TOP 2:31		14 - 45

TEAM STATS

	PITT	UCF
FIRST DOWNS	16	31
RUSHES-YARDS (NET)	33-109	45-240
PASSING YDS (NET)	163	328
Passes Comp-Att-Int	16-26-1	18-34-0
TOTAL OFFENSE PLAYS-YARDS	59-272	79-568
Fumble Returns-Yards-TDs	0-0-0	0-0-0
Punt Returns-Yards-TDs	1-86-1	3-22-0
Kickoff Returns-Yards-TDs	2-26-0	0-0-0
Interception Returns-Yards-TDs	0-0-0	1-25-0
Punts (Number-Avg)	6-41.3	2-49.0
Fumbles-Lost	0-0	2-0
Penalties-Yards	11-125	8-71
Possession Time	31:29	28:31
Third-Down Conversions	6 of 13	8 of 15
Fourth-Down Conversions	0 of 1	2 of 3
Red-Zone Scores-Chances	0-1	4-5
Sacks By: Number-Yards	1-5	3-15



GAME FIVE UCF VS SMU

SMU (2-4, 1-1).....20
 UCF (5-0, 2-0).....48

October 6, 2018 | Orlando, Fla. | Spectrum Stadium
 Time: 7 p.m. | Attendance: 40,856

SMU	ATT	GAIN	LOST	NET	TD	LONG	AVG
RUSHING							
West	17	76	7	69	0	20	4.1
Brown	10	25	12	13	0	7	1.3
Proche	1	4	0	4	0	4	4.0
Hicks	2	7	5	2	0	7	1.0
Jones	8	3	5	-2	0	2	-0.2
Sackville	1	0	3	-3	0	0	-3.0

SMU	COMP-ATT-INT	YDS	TD	LONG	Sack
PASSING					
Hicks	15-23-0	153	1	24	1
Brown	9-19-0	84	1	23	1

SMU	NO	YDS	TD	LONG
RECEIVING				
Proche	12	100	2	24
West	4	15	0	10
Page	2	42	0	23
Jones	2	18	0	16
Gailliard	2	18	0	11
Redding	1	23	0	23
Becker	1	21	0	21

SMU	NO	YDS	AVG	LONG	I20	TB
PUNTING						
Sackville	4	180	45.0	60	2	0

SMU	MADE	ATT	LONG
FIELD GOALS			
Robledo	2	2	31

Kicks: Made 31, 21

SMU	SOLO	AST	TOT	TFL/YDS	FF	FR-YDS	INT-YDS	BRK	BLK	SACK/YDS	QBH
DEFENSE											
Onu	11	2	13
Moore	4	5	9	0.5/2	1
Clemons	5	1	6
Mitchell	3	3	6	1.0/3
Davis	3	1	4	.	1

UCF	ATT	GAIN	LOST	NET	TD	LONG	AVG
RUSHING							
Killins Jr.	20	120	7	113	1	26	5.7
Anderson	6	74	0	74	2	30	12.3
McCrae	4	24	0	24	0	15	6.0
Milton	4	17	0	17	0	9	4.2
McGowan	5	15	0	15	0	6	3.0
Thompson	2	9	0	9	0	5	4.5
Mack Jr.	1	3	0	3	0	3	3.0
Hill	1	1	0	1	1	1	1.0

UCF	COMP-ATT-INT	YDS	TD	LONG	Sack
PASSING					
Milton	18-34-1	278	2	37	0
Mack Jr.	1-3-0	7	0	7	0

UCF	NO	YDS	TD	LONG
RECEIVING				
Nixon	6	97	1	37
Snelson	6	72	1	21
Davis	3	43	0	25
Colubiale	2	53	0	27
Anderson	1	13	0	13
Williams	1	7	0	7

UCF	NO	YDS	AVG	LONG	I20	TB
PUNTING						
Loudermilk	4	179	44.8	59	1	1

UCF	MADE	ATT	LONG
FIELD GOALS			
Wright	2	2	45

Kicks: Made 45, 34

UCF	SOLO	AST	TOT	TFL/YDS	FF	FR-YDS	INT-YDS	BRK	BLK	SACK/YDS	QBH
DEFENSE											
Evans	4	4	8	1.0/2
Grant	3	5	8	0.5/1
Moore	6	.	6
Davis	4	2	6	3.0/9	1	1.0/6	1
Gibson	4	2	6	1.0/1	1



SCORING SUMMARY

	1st	2nd	3rd	4th	-	Final
SMU	3	7	3	7		20
UCF	21	6	7	14		48

1st	10:30	SMU	ROBLEDO, Kevin 31 yd field goal			
			12 plays, 62 yards, TOP 4:30			3 - 0
	07:32	UCF	KILLINS, Adrian 15 yd run (WRIGHT, Matthew kick)			
			9 plays, 65 yards, TOP 2:58			3 - 7
	06:47	UCF	SNELSON, D. 14 yd pass from MILTON, M. (WRIGHT, Matthew kick)			
			3 plays, 18 yards, TOP 0:45			3 - 14
	02:55	UCF	ANDERSON, O. 4 yd run (WRIGHT, Matthew kick)			
			7 plays, 70 yards, TOP 1:58			3 - 21
2nd	08:34	SMU	PROCHE, James 5 yd pass from HICKS, Ben (ROBLEDO, Kevin kick)			
			3 plays, 9 yards, TOP 1:07			10 - 21
	03:23	UCF	WRIGHT, Matthew 45 yd field goal			
			13 plays, 47 yards, TOP 5:11			10 - 24
	00:00	UCF	WRIGHT, Matthew 34 yd field goal			
			10 plays, 63 yards, TOP 2:21			10 - 27
3rd	11:16	UCF	HILL, Trysten 1 yd run (WRIGHT, Matthew kick)			
			11 plays, 88 yards, TOP 3:44			10 - 34
	06:09	SMU	ROBLEDO, Kevin 21 yd field goal			
			11 plays, 57 yards, TOP 5:07			13 - 34
4th	14:54	UCF	NIXON, Tre 30 yd pass from MILTON, M. (WRIGHT, Matthew kick)			
			5 plays, 48 yards, TOP 0:55			13 - 41
	09:55	UCF	ANDERSON, O. 30 yd run (WRIGHT, Matthew kick)			
			7 plays, 81 yards, TOP 1:58			13 - 48
	00:36	SMU	PROCHE, James 19 yd pass from BROWN, William (ROBLEDO kick)			
			16 plays, 80 yards, TOP 5:36			20 - 48

TEAM STATS

	SMU	UCF
FIRST DOWNS	21	25
RUSHES-YARDS (NET)	39-83	43-256
PASSING YDS (NET)	237	285
Passes Comp-Att-Int	24-42-0	19-37-1
TOTAL OFFENSE PLAYS-YARDS	81-320	80-541
Fumble Returns-Yards-TDs	0-0-0	0-0-0
Punt Returns-Yards-TDs	1-1-0	0-0-0
Kickoff Returns-Yards-TDs	4-115-0	2-34-0
Interception Returns-Yards-TDs	1-22-0	0-0-0
Punts (Number-Avg)	4-45.0	4-44.8
Fumbles-Lost	3-1	1-0
Penalties-Yards	2-15	7-75
Possession Time	32:42	27:18
Third-Down Conversions	6 of 19	8 of 16
Fourth-Down Conversions	1 of 5	2 of 2
Red-Zone Scores-Chances	4-5	5-5
Sacks By: Number-Yards	0-0	2-11



GAME SIX UCF AT MEMPHIS

UCF (6-0, 3-0) 31
MEMPHIS (4-3, 1-3) 30

October 13, 2018 | Memphis, Tenn. | Liberty Bowl Memorial Stadium
Time: 3:30 p.m. | Attendance: 38,831

UCF RUSHING table with columns: ATT, GAIN, LOST, NET, TD, LONG, AVG. Rows include McGowan, McCrae, Killins Jr., Anderson, Mack Jr., Milton.

UCF PASSING table with columns: COMP-ATT-INT, YDS, TD, LONG, Sack. Row includes Milton.

UCF RECEIVING table with columns: NO, YDS, TD, LONG. Rows include Davis, Williams, Nixon, Snelson, Colubiale, Anderson.

UCF PUNTING table with columns: NO, YDS, AVG, LONG, I20, TB. Row includes Loudermilk.

UCF FIELD GOALS table with columns: MADE, ATT, LONG. Row includes Wright.

UCF DEFENSE table with columns: SOLO, AST, TOT, TFL/YDS, FF, FR-YDS, INT-YDS, BRK, BLK, SACK/YDS, QBH. Rows include Grant, Evans, Gilyard, Davis, Hayes.

MEMPHIS RUSHING table with columns: ATT, GAIN, LOST, NET, TD, LONG, AVG. Rows include Henderson, Taylor, Pollard, White, Jones.

MEMPHIS PASSING table with columns: COMP-ATT-INT, YDS, TD, LONG, Sack. Row includes White.

MEMPHIS RECEIVING table with columns: NO, YDS, TD, LONG. Rows include Pollard, Coxie, Williams, Henderson, Dykes, Magnifico, Jones.

MEMPHIS PUNTING table with columns: NO, YDS, AVG, LONG, I20, TB. Row includes Williams.

MEMPHIS FIELD GOALS table with columns: MADE, ATT, LONG. Row includes Patterson.

MEMPHIS DEFENSE table with columns: SOLO, AST, TOT, TFL/YDS, FF, FR-YDS, INT-YDS, BRK, BLK, SACK/YDS, QBH. Rows include Hall, Akins, Perry, Dorceus, Carter.



SCORING SUMMARY table with columns: UCF, Memphis, 1st, 2nd, 3rd, 4th, Final.

Play-by-play scoring log with columns: Time, Team, Player, Description, Score.

TEAM STATS

Comparison table of team statistics between UCF and Memphis, including First Downs, Rushes-Yards, Passing Yards, etc.



GAME SEVEN UCF AT ECU

UCF (7-0, 4-0) 37
ECU (2-5, 0-4) 10

October 20, 2018 | Greenville, N.C. | Dowdy-Ficklen Stadium
 Time: 7 p.m. | Attendance: 31,159

UCF

RUSHING	ATT	GAIN	LOST	NET	TD	LONG	AVG
Mack Jr.	22	138	18	120	1	27	5.5
McCrae	5	99	0	99	1	74	19.8
Killins Jr.	15	49	5	44	0	14	2.9
McGowan	5	29	0	29	0	16	5.8
Anderson	7	29	2	27	0	6	3.9

PASSING	COMP-ATT-INT	YDS	TD	LONG	Sack
Mack Jr.	12-20-0	69	0	12	3
Jones	1-1-0	42	1	42	0

RECEIVING	NO	YDS	TD	LONG
Nixon	4	21	0	6
Colubiale	3	28	0	12
Killins Jr.	2	38	1	42
McCrae	1	11	0	11
Anderson	1	8	0	8
Snelson	1	7	0	7
McGowan	1	-2	0	0

PUNTING	NO	YDS	AVG	LONG	I20	TB
Loudermilk	6	251	41.8	48	3	0

FIELD GOALS	MADE	ATT	LONG
Wright	3	3	46

Kicks: Made 39, 41, 46

DEFENSE	SOLO	AST	TOT	TFL/YDS	FF	FR-YDS	INT-YDS	BRK	BLK	SACK/YDS	QBH
Gibson	7	5	12	1.5/7	1	1-0	1
Evans	3	7	10	1.0/5	.	1-94	.	1	.	1.0/5	.
Davis	3	6	9	1.5/4
Mitchell	5	1	6	1.0/1
Causey	2	3	5	.	1	1-0	.	2	.	.	.

ECU

RUSHING	ATT	GAIN	LOST	NET	TD	LONG	AVG
Ahlers	27	92	23	69	0	14	2.6
Scott	6	21	0	21	0	11	3.5
Christian	1	0	0	0	0	0	0.0
Pinnix	4	4	4	0	0	2	0.0

PASSING	COMP-ATT-INT	YDS	TD	LONG	Sack
Ahlers	29-53-1	406	1	41	3

RECEIVING	NO	YDS	TD	LONG
Brown	10	145	1	29
Farrier	5	109	0	41
Pinnix	4	54	0	22
Watley	4	44	0	15
Howe	3	19	0	9
Green	1	17	0	17
Henley	1	13	0	13
Scott	1	5	0	5

PUNTING	NO	YDS	AVG	LONG	I20	TB
Young	5	205	41.0	47	1	0

FIELD GOALS	MADE	ATT	LONG
Verity	1	2	34

Kicks: Made 34; Missed 43

DEFENSE	SOLO	AST	TOT	TFL/YDS	FF	FR-YDS	INT-YDS	BRK	BLK	SACK/YDS	QBH
Sutton	6	6	12	2.0/10	1.0/9	.
Bivens	6	4	10	2.0/5	1.0/3	.
Ramseur	1	9	10	1.0/1
Gibbs	3	5	8	2.0/7
Turner	2	5	7	1.0/1	1.0/1	.



SCORING SUMMARY

	1st	2nd	3rd	4th	-	Final
UCF	0	20	3	14		37
ECU	3	0	7	0		10

1st	06:22	ECU	VERITY, Jake 34 yd field goal 8 plays, 47 yards, TOP 3:02	0 - 3
2nd	12:10	UCF	WRIGHT, Matthew 39 yd field goal 17 plays, 63 yards, TOP 6:18	3 - 3
	09:44	UCF	WRIGHT, Matthew 41 yd field goal 7 plays, 28 yards, TOP 2:19	6 - 3
	08:33	UCF	KILLINS, Adrian 42 yd pass from JONES, Quadry (WRIGHT kick) 2 plays, 53 yards, TOP 0:19	13 - 3
	04:50	UCF	MACK, Darriel 7 yd run (WRIGHT, Matthew kick) 10 plays, 52 yards, TOP 2:42	20 - 3
3rd	06:04	ECU	BROWN, Trevon 29 yd pass from AHLERS, Holton (VERITY, Jake kick) 10 plays, 86 yards, TOP 3:39	20 - 10
	02:49	UCF	WRIGHT, Matthew 46 yd field goal 8 plays, 46 yards, TOP 3:15	23 - 10
4th	10:07	UCF	EVANS, Nate 94 yd fumble recovery (WRIGHT, Matthew kick)	30 - 10
	06:14	UCF	MCCRAE, Greg 74 yd run (WRIGHT, Matthew kick) 4 plays, 94 yards, TOP 2:08	37 - 10

TEAM STATS

	UCF	ECU
FIRST DOWNS	22	29
RUSHES-YARDS (NET)	55-316	38-90
PASSING YDS (NET)	111	406
Passes Comp-Att-Int	13-21-0	29-56-1
TOTAL OFFENSE PLAYS-YARDS	76-427	94-496
Fumble Returns-Yards-TDs	1-94-1	0-0-0
Punt Returns-Yards-TDs	2-11-0	0-0-0
Kickoff Returns-Yards-TDs	0-0-0	2-23-0
Interception Returns-Yards-TDs	1-0-0	0-0-0
Punts (Number-Avg)	6-41.8	5-41.0
Fumbles-Lost	1-0	4-4
Penalties-Yards	14-120	8-60
Possession Time	31:28	28:32
Third-Down Conversions	9 of 19	9 of 19
Fourth-Down Conversions	1 of 1	0 of 1
Red-Zone Scores-Chances	1-1	1-3
Sacks By: Number-Yards	3-15	3-13



GAME EIGHT UCF VS TEMPLE

TEMPLE (5-4, 4-1) 40
 UCF (8-0, 5-0) 52

November 1, 2018 | Orlando, Fla. | Spectrum Stadium
 Time: 7:30 p.m. | Attendance: 41,153

TEMPLE

RUSHING	ATT	GAIN	LOST	NET	TD	LONG	AVG
Armstead	27	146	4	142	0	33	5.3
Russo	12	68	22	46	1	16	3.8
Bryant	1	16	0	16	0	16	16.0
Ritrovato	3	16	0	16	0	9	5.3
Gardner	2	6	1	5	0	6	2.5
Wright	1	1	0	1	0	1	1.0

PASSING	COMP-ATT-INT	YDS	TD	LONG	Sack
Russo	31-52-2	444	4	70	3

RECEIVING	NO	YDS	TD	LONG
Bryant	7	109	2	32
Mack	5	65	1	25
Wright	5	40	0	14
Yancy	4	55	0	27
Jones	2	94	1	70
Yeboah	2	31	0	16
Myarick	2	30	0	24
Gardner	1	9	0	9
Ryan	1	6	0	6
Armstead	1	3	0	3
Ritrovato	1	2	0	2

PUNTING	NO	YDS	AVG	LONG	I20	TB
Bowler	3	143	47.7	56	2	0

FIELD GOALS	MADE	ATT	LONG
Mobley	2	3	41

Kicks: Made 41, 27; Missed 40

DEFENSE	SOLO	AST	TOT	TFL/YDS	FF	FR-YDS	INT-YDS	BRK	BLK	SACK/YDS	QBH
Russell	3	5	8	1	.	.	.
Kwenkeu	4	2	6
Randall	5	.	5	.	.	1-0	.	2	.	.	.
Bradley	4	1	5	1
Franklin	4	.	4

UCF

RUSHING	ATT	GAIN	LOST	NET	TD	LONG	AVG
McCrae	16	192	4	188	1	40	11.8
McGowan	6	56	0	56	2	27	9.3
Killins Jr.	9	35	1	34	0	11	3.8
Milton	7	19	0	19	1	11	2.7
Anderson	2	12	0	12	0	8	6.0
Williams	1	11	0	11	0	11	11.0
Hill	1	0	0	0	0	0	0.0

PASSING	COMP-ATT-INT	YDS	TD	LONG	Sack
Milton	17-33-1	312	3	57	0

RECEIVING	NO	YDS	TD	LONG
Nixon	4	39	0	13
Killins Jr.	3	55	0	28
Snelson	3	46	1	23
Davis	2	63	0	34
Colubiale	2	28	2	19
Williams	2	24	0	19
Anderson	1	57	0	57

PUNTING	NO	YDS	AVG	LONG	I20	TB
Loudermilk	3	145	48.3	54	2	0

FIELD GOALS	MADE	ATT	LONG
Wright	1	2	32

Kicks: Made 32; Missed 40

DEFENSE	SOLO	AST	TOT	TFL/YDS	FF	FR-YDS	INT-YDS	BRK	BLK	SACK/YDS	QBH
Gibson	10	4	14	1.0/1	1
Evans	4	4	8
Grant	3	4	7	.	.	1-10	1
Wooten	3	3	6	1.0/1
Jasinski	3	3	6



SCORING SUMMARY

	1st	2nd	3rd	4th	-	Final
TEMPLE	17	17	0	6		40
UCF	14	14	14	10		52

1st	12:45	TEM	MOBLEY,Will 41 yd field goal	3 - 0
			7 plays, 44 yards, TOP 2:15	
	08:54	UCF	SNELSON, D. 19 yd pass from MILTON, M. (WRIGHT, Matthew kick)	3 - 7
			4 plays, 86 yards, TOP 0:55	
	06:10	TEM	MACK,Branden 18 yd pass from RUSSO,Anthony (MOBLEY,Will kick)	10 - 7
			7 plays, 75 yards, TOP 2:44	
	04:12	UCF	COLUBIALE, M. 9 yd pass from MILTON, M. (WRIGHT, Matthew kick)	10 - 14
			10 plays, 70 yards, TOP 1:58	
	02:52	TEM	JONES,Randle 70 yd pass from RUSSO,Anthony (MOBLEY,Will kick)	17 - 14
			3 plays, 82 yards, TOP 1:20	
2nd	13:52	TEM	RUSSO,Anthony 5 yd run (MOBLEY,Will kick)	24 - 14
			11 plays, 79 yards, TOP 2:57	
	11:22	UCF	MILTON, M. 1 yd run (WRIGHT, Matthew kick)	24 - 21
			7 plays, 75 yards, TOP 2:30	
	06:12	TEM	MOBLEY,Will 27 yd field goal	27 - 21
			14 plays, 55 yards, TOP 5:10	
	01:43	UCF	MCGOWAN, Taj 1 yd run (WRIGHT, Matthew kick)	27 - 28
			10 plays, 73 yards, TOP 2:06	
	00:18	TEM	BRYANT,Ventell 15 yd pass from RUSSO,Anthony (MOBLEY,Will kick)	34 - 28
			6 plays, 64 yards, TOP 1:25	
3rd	14:10	UCF	MCCRAE, Greg 32 yd run (WRIGHT, Matthew kick)	34 - 35
			4 plays, 66 yards, TOP 0:50	
	03:52	UCF	COLUBIALE, M. 19 yd pass from MILTON, M. (WRIGHT, Matthew kick)	34 - 42
			7 plays, 88 yards, TOP 1:58	
4th	09:44	TEM	BRYANT,Ventell 8 yd pass from RUSSO,Anthony (RUSSO pass failed)	40 - 42
			8 plays, 67 yards, TOP 3:57	
	08:16	UCF	MCGOWAN, Taj 10 yd run (WRIGHT, Matthew kick)	40 - 49
			6 plays, 75 yards, TOP 1:28	
	01:36	UCF	WRIGHT, Matthew 32 yd field goal	40 - 52
			7 plays, 55 yards, TOP 3:21	

TEAM STATS

	TEM	UCF
FIRST DOWNS	35	35
RUSHES-YARDS (NET)	46-226	43-318
PASSING YDS (NET)	444	312
Passes Comp-Att-Int	31-52-2	17-33-1
TOTAL OFFENSE PLAYS-YARDS	98-670	76-630
Fumble Returns-Yards-TDs	0-0-0	0-0-0
Punt Returns-Yards-TDs	1-2-0	1-2-0
Kickoff Returns-Yards-TDs	6-73-0	5-104-0
Interception Returns-Yards-TDs	1-0-0	2-10-0
Punts (Number-Avg)	3-47.7	3-48.3
Fumbles-Lost	0-0	0-0
Penalties-Yards	14-149	8-50
Possession Time	38:08	21:52
Third-Down Conversions	4 of 16	1 of 8
Fourth-Down Conversions	3 of 5	1 of 1
Red-Zone Scores-Chances	5-7	7-7
Sacks By: Number-Yards	0-0	3-21



GAME NINE UCF VS NAVY

NAVY (2-8, 1-5) 24
 UCF (9-0, 6-0) 35

November 10, 2018 | Orlando, Fla. | Spectrum Stadium
 Time: 12 p.m. | Attendance: 44,738

NAVY							
RUSHING	ATT	GAIN	LOST	NET	TD	LONG	AVG
Abey	26	94	9	85	2	9	3.3
Walker	7	88	6	82	0	46	11.7
Perry	9	70	1	69	0	16	7.7
Gargiulo	9	54	0	54	0	17	6.0
Martin	4	51	0	51	1	23	12.8
Williams	4	28	0	28	0	9	7.0
Maloy	3	7	1	6	0	5	2.0

PASSING						
	COMP-ATT-INT	YDS	TD	LONG	Sack	
Abey	0-2-0	0	0	0	1	

RECEIVING				
	NO	YDS	TD	LONG
--				

PUNTING						
	NO	YDS	AVG	LONG	I20	TB
White	2	108	54.0	54	2	0

FIELD GOALS			
	MADE	ATT	LONG
Moehring	1	1	24

Kicks: Made 24

DEFENSE											
	SOLO	AST	TOT	TFL/YDS	FF	FR-YDS	INT-YDS	BRK	BLK	SACK/YDS	QBH
Heflin	5	9	14	0.5/1	1	0
Hailey	7	3	10
Sullivan	6	4	10	.	1
Springer	2	8	10
McMorris	3	3	6	1.0/2

UCF							
RUSHING	ATT	GAIN	LOST	NET	TD	LONG	AVG
McCrae	17	101	0	101	1	18	5.9
Killins Jr.	14	84	1	83	0	18	5.9
Milton	7	62	0	62	1	21	8.9
Anderson	7	38	0	38	0	12	5.4
McGowan	6	18	2	16	1	5	2.7

PASSING						
	COMP-ATT-INT	YDS	TD	LONG	Sack	
Milton	17-21-0	200	2	34	0	

RECEIVING				
	NO	YDS	TD	LONG
Snelson	5	72	2	34
Nixon	4	44	0	21
Williams	2	35	0	24
Anderson	2	21	0	12
Davis	2	15	0	9
McCrae	1	10	0	10
Killins Jr.	1	3	0	3

PUNTING						
	NO	YDS	AVG	LONG	I20	TB
Loudermilk	2	76	38.0	44	0	0

FIELD GOALS			
	MADE	ATT	LONG
--			

DEFENSE											
	SOLO	AST	TOT	TFL/YDS	FF	FR-YDS	INT-YDS	BRK	BLK	SACK/YDS	QBH
Grant	6	10	16	.	1
Evans	5	6	11	2.0/11	1.0/5	.
Gilyard	3	6	9	1.0/1
Gibson	2	7	9
Hayes	2	4	6	1.5/4



SCORING SUMMARY						
	1st	2nd	3rd	4th	-	Final
NAVY	0	3	7	14		24
UCF	14	7	7	7		35

1st	06:53	UCF	MCCRAE, Greg 11 yd run (WRIGHT, Matthew kick)			
			11 plays, 86 yards, TOP 3:05			0 - 7
	01:30	UCF	MCGOWAN, Taj 2 yd run (WRIGHT, Matthew kick)			
			11 plays, 62 yards, TOP 3:31			0 - 14
2nd	07:45	UCF	SNELSON, D. 34 yd pass from MILTON, M. (WRIGHT, Matthew kick)			
			6 plays, 66 yards, TOP 1:45			0 - 21
	02:17	NAVY	MOEHRING, B 24 yd field goal			
			10 plays, 58 yards, TOP 5:28			3 - 21
3rd	08:45	NAVY	ABEY, Zach 5 yd run (MOEHRING, B kick)			
			11 plays, 75 yards, TOP 6:15			10 - 21
	05:38	UCF	MILTON, M. 1 yd run (WRIGHT, Matthew kick)			
			12 plays, 75 yards, TOP 3:07			10 - 28
4th	14:57	NAVY	MARTIN, Mike 14 yd run (MOEHRING, B kick)			
			10 plays, 75 yards, TOP 5:41			17 - 28
	11:28	UCF	SNELSON, D. 12 yd pass from MILTON, M. (WRIGHT, Matthew kick)			
			10 plays, 85 yards, TOP 3:29			17 - 35
	03:34	NAVY	ABEY, Zach 8 yd run (MOEHRING, B kick)			
			8 plays, 51 yards, TOP 2:48			24 - 35

TEAM STATS		
	NAVY	UCF
FIRST DOWNS	20	28
RUSHES-YARDS (NET)	63-374	52-297
PASSING YDS (NET)	0	200
Passes Comp-Att-Int	0-2-0	17-21-0
TOTAL OFFENSE PLAYS-YARDS	65-374	73-497
Fumble Returns-Yards-TDs	0-0-0	0-0-0
Punt Returns-Yards-TDs	0-0-0	1-8-0
Kickoff Returns-Yards-TDs	0-0-0	4-45-0
Interception Returns-Yards-TDs	0-0-0	0-0-0
Punts (Number-Avg)	2-54.0	2-38.0
Fumbles-Lost	2-1	2-1
Penalties-Yards	4-30	3-25
Possession Time	35:41	24:19
Third-Down Conversions	8 of 13	7 of 11
Fourth-Down Conversions	1 of 2	2 of 2
Red-Zone Scores-Chances	4-4	4-5
Sacks By: Number-Yards	0-0	1-5



GAME TEN UCF VS CINCINNATI

CINCINNATI (9-2, 5-2) 13
UCF (10-0, 7-0) 38

November 17, 2018 | Orlando, Fla. | Spectrum Stadium
 Time: 8 p.m. | Attendance: 47,795

CINCINNATI

RUSHING	ATT	GAIN	LOST	NET	TD	LONG	AVG
Warren	18	81	0	81	0	14	4.5
Thomas	12	79	0	79	1	28	6.6
Ridder	20	93	23	70	0	19	3.5
McClelland	5	23	1	22	0	11	4.4

PASSING	COMP-ATT-INT	YDS	TD	LONG	Sack
Ridder	11-26-0	127	0	22	4

RECEIVING	NO	YDS	TD	LONG
Lewis	5	75	0	21
Warren	3	27	0	11
Jackson	1	22	0	22
Deguara	1	5	0	5
Thomas	1	-2	0	0

PUNTING	NO	YDS	AVG	LONG	I20	TB
Smith	4	190	47.5	61	2	0

FIELD GOALS	MADE	ATT	LONG
Smith	0	2	--

Kicks: Missed 38, 41

DEFENSE	SOLO	AST	TOT	TFL/YDS	FF	FR-YDS	INT-YDS	BRK	BLK	SACK/YDS	QBH
White	6	5	11	1.0/3	1
Wiggins	5	1	6	1	.	.	.
Fitz	3	2	5	1.0/7	.	1-0	.	.	.	1.0/7	1
Wright	2	2	4
Forrest	1	3	4

UCF

RUSHING	ATT	GAIN	LOST	NET	TD	LONG	AVG
McGowan	6	50	0	50	0	22	8.3
McCrae	7	41	0	41	1	17	5.9
Killins Jr.	5	30	3	27	0	20	5.4
Thompson	3	9	0	9	0	7	3.0
Milton	12	37	31	6	1	11	0.5
Anderson	2	2	0	2	0	2	1.0

PASSING	COMP-ATT-INT	YDS	TD	LONG	Sack
Milton	13-25-0	268	3	47	3

RECEIVING	NO	YDS	TD	LONG
Killins Jr.	4	82	2	42
Snelson	3	56	0	28
Nixon	2	83	1	47
Davis	2	15	0	13
McCrae	1	27	0	27
Anderson	1	5	0	5

PUNTING	NO	YDS	AVG	LONG	I20	TB
Loudermilk	3	107	35.7	45	1	0

FIELD GOALS	MADE	ATT	LONG
Wright	1	2	33

Kicks: Made 33; Missed 49

DEFENSE	SOLO	AST	TOT	TFL/YDS	FF	FR-YDS	INT-YDS	BRK	BLK	SACK/YDS	QBH
Grant	7	5	12	0.5/1
Jasinski	7	3	10	1.0/1	1
Gibson	5	3	8
Wooten	1	5	6
Davis	5	.	5	4.0/16	1	3.0/14	1



SCORING SUMMARY

	1st	2nd	3rd	4th	-	Final
Cincinnati	6	0	0	7		13
UCF	7	14	7	10		38

1st	10:33	CIN	FITZ, Kimoni 0 yd fumble recovery (SMITH, Cole kick failed)	6 - 0
	05:28	UCF	MILTON, M. 3 yd run (WRIGHT, Matthew kick) 9 plays, 79 yards, TOP 1:35	6 - 7
2nd	14:55	UCF	KILLINS, Adrian 17 yd pass from MILTON, M. (WRIGHT, Matthew kick) 3 plays, 22 yards, TOP 0:12	6 - 14
	05:38	UCF	NIXON, Tre 36 yd pass from MILTON, M. (WRIGHT, Matthew kick) 10 plays, 81 yards, TOP 3:02	6 - 21
3rd	05:10	UCF	KILLINS, Adrian 42 yd pass from MILTON, M. (WRIGHT, Matthew kick) 5 plays, 53 yards, TOP 1:46	6 - 28
4th	13:05	UCF	MCCRAE, Greg 9 yd run (WRIGHT, Matthew kick) 6 plays, 33 yards, TOP 2:26	6 - 35
	09:22	CIN	THOMAS, Tavion 1 yd run (SMITH, Cole kick) 9 plays, 75 yards, TOP 3:43	13 - 35
	04:47	UCF	WRIGHT, Matthew 33 yd field goal 8 plays, 59 yards, TOP 4:35	13 - 38

TEAM STATS

	CIN	UCF
FIRST DOWNS	20	18
RUSHES-YARDS (NET)	55-252	36-134
PASSING YDS (NET)	127	268
Passes Comp-Att-Int	11-26-0	13-25-0
TOTAL OFFENSE PLAYS-YARDS	81-379	61-402
Fumble Returns-Yards-TDs	0-0-1	0-0-0
Punt Returns-Yards-TDs	2--3-0	2-16-0
Kickoff Returns-Yards-TDs	4-70-0	1-14-0
Interception Returns-Yards-TDs	0-0-0	0-0-0
Punts (Number-Avg)	4-47.5	3-35.7
Fumbles-Lost	3-3	2-1
Penalties-Yards	9-70	5-45
Possession Time	37:12	22:48
Third-Down Conversions	11 of 20	7 of 13
Fourth-Down Conversions	0 of 1	0 of 1
Red-Zone Scores-Chances	1-2	4-5
Sacks By: Number-Yards	3-23	4-18



GAME ELEVEN UCF AT SOUTH FLORIDA

UCF (11-0, 8-0) **38**
 SOUTH FLORIDA (7-5, 3-5) **10**

November 23, 2018 | Tampa, Fla. | Raymond James Stadium
 Time: 4:15 p.m. | Attendance: 57,626

UCF

RUSHING	ATT	GAIN	LOST	NET	TD	LONG	AVG
McCrae	16	182	1	181	3	40	11.3
McGowan	11	72	0	72	1	20	6.5
Killins Jr.	14	68	3	65	0	21	4.6
Mack Jr.	10	55	4	51	0	13	5.1
Milton	5	16	0	16	0	5	3.2
Thompson	2	6	0	6	0	5	3.0

PASSING	COMP-ATT-INT	YDS	TD	LONG	Sack
Mack Jr.	5-14-0	81	0	47	1
Milton	5-10-1	86	1	38	0

RECEIVING	NO	YDS	TD	LONG
Davis	5	69	1	38
Snelson	2	60	0	47
Killins Jr.	1	18	0	18
Colubiale	1	11	0	11
Hescock	1	9	0	9

PUNTING	NO	YDS	AVG	LONG	I20	TB
Loudermilk	6	282	47.0	66	4	1

FIELD GOALS	MADE	ATT	LONG
Wright	1	1	42

Kicks: Made 42

DEFENSE	SOLO	AST	TOT	TFL/YDS	FF	FR-YDS	INT-YDS	BRK	BLK	SACK/YDS	QBH
Evans	9	1	10	1.0/2	.	.	.	1	.	.	.
Jasinski	5	.	5	1	.	.	1
Grant	5	.	5	.	.	1-0
Davis	4	1	5
Clarke	4	.	4	1	.	.	.

SOUTH FLORIDA

RUSHING	ATT	GAIN	LOST	NET	TD	LONG	AVG
Ford	16	122	2	120	0	38	7.5
Bell	7	46	0	46	0	12	6.6
Cronkrite	10	30	0	30	0	10	3.0
Oladokun	9	30	22	8	0	22	0.9
Antoine	1	5	0	5	0	5	5.0
Bronson	1	3	0	3	0	3	3.0
Kean	2	0	15	-15	0	0	-7.5

PASSING	COMP-ATT-INT	YDS	TD	LONG	Sack
Kean	8-17-0	36	0	8	1
Oladokun	7-12-1	77	1	34	3

RECEIVING	NO	YDS	TD	LONG
Wilcox	5	38	0	17
Clerveaux	3	10	0	4
Ford	2	39	1	34
Bronson	2	15	0	11
McCants	2	8	0	5
Bell	1	3	0	3

PUNTING	NO	YDS	AVG	LONG	I20	TB
Schneider	9	441	49.0	57	2	1

FIELD GOALS	MADE	ATT	LONG
Weiss	1	1	25

Kicks: Made 24

DEFENSE	SOLO	AST	TOT	TFL/YDS	FF	FR-YDS	INT-YDS	BRK	BLK	SACK/YDS	QBH
McGee	9	4	13
Reaves	7	3	10	0.5/1
Culpepper	6	2	8
Hampton	5	.	5	1	.	.	.
Hoggins	4	.	4



SCORING SUMMARY

	1st	2nd	3rd	4th	-	Final
UCF	7	10	7	14		38
USF	0	3	7	0		10

1st	00:25	UCF	DAVIS, Gabriel 14 yd pass from MILTON, M. (WRIGHT, Matthew kick)			
			10 plays, 97 yards, TOP 2:52			7 - 0
2nd	11:00	UCF	WRIGHT, Matthew 42 yd field goal			
			6 plays, 40 yards, TOP 2:03			10 - 0
	05:01	UCF	MCCRAE, Greg 40 yd run (WRIGHT, Matthew kick)			
			4 plays, 70 yards, TOP 1:14			17 - 0
	03:09	USF	WEISS, Coby 25 yd field goal			
			9 plays, 70 yards, TOP 1:52			17 - 3
3rd	01:15	USF	FORD, Johnny 34 yd pass from OLADOKUN, Chris (WEISS, Coby kick)			
			8 plays, 86 yards, TOP 2:48			17 - 10
	00:13	UCF	MCCRAE, Greg 39 yd run (WRIGHT, Matthew kick)			
			4 plays, 65 yards, TOP 1:02			24 - 10
4th	09:17	UCF	MCCRAE, Greg 31 yd run (WRIGHT, Matthew kick)			
			4 plays, 80 yards, TOP 0:53			31 - 10
	02:51	UCF	MCGOWAN, Taj 4 yd run (WRIGHT, Matthew kick)			
			9 plays, 65 yards, TOP 5:38			38 - 10

TEAM STATS

	UCF	S. FLA
FIRST DOWNS	27	18
RUSHES-YARDS (NET)	58-391	47-196
PASSING YDS (NET)	167	113
Passes Comp-Att-Int	10-24-1	15-29-1
TOTAL OFFENSE PLAYS-YARDS	82-558	76-309
Fumble Returns-Yards-TDs	0-0-0	0-0-0
Punt Returns-Yards-TDs	2-4-0	2-2-0
Kickoff Returns-Yards-TDs	0-0-0	4-50-0
Interception Returns-Yards-TDs	1-0-0	1-30-0
Punts (Number-Avg)	6-47.0	9-49.0
Fumbles-Lost	0-0	1-0
Penalties-Yards	5-34	4-34
Possession Time	30:40	29:20
Third-Down Conversions	9 of 18	5 of 18
Fourth-Down Conversions	0 of 1	0 of 2
Red-Zone Scores-Chances	2-2	1-2
Sacks By: Number-Yards	4-37	1-4



GAME TWELVE UCF VS MEMPHIS - AAC CHAMPIONSHIP

MEMPHIS (8-5)..... 41
UCF (12-0)..... 56

December 1, 2018 | Orlando, Fla. | Spectrum Stadium
Time: 3:30 p.m. | Attendance: 45,176

MEMPHIS

Table with columns: RUSHING, ATT, GAIN, LOST, NET, TD, LONG, AVG. Rows for Henderson, Taylor, Pollard, White.

Table with columns: PASSING, COMP-ATT-INT, YDS, TD, LONG, Sack. Rows for White, Henderson.

Table with columns: RECEIVING, NO, YDS, TD, LONG. Rows for Taylor, Coxie, Dykes, Magnifico, Slade, Henderson, Pollard.

Table with columns: PUNTING, NO, YDS, AVG, LONG, I20, TB. Row for Williams.

Table with columns: FIELD GOALS, MADE, ATT, LONG. Row for Patterson.

Table with columns: DEFENSE, SOLO, AST, TOT, TFL/YDS, FF, FR-YDS, INT-YDS, BRK, BLK, SACK/YDS, QBH. Rows for Akins, Carter, Blake, Russell, Hart.

Table with columns: UCF RUSHING, ATT, GAIN, LOST, NET, TD, LONG, AVG. Rows for McCrae, Killins Jr., Mack Jr., Anderson, McGowan, Snelson, Colubiale.

Table with columns: PASSING, COMP-ATT-INT, YDS, TD, LONG, Sack. Row for Mack Jr.

Table with columns: RECEIVING, NO, YDS, TD, LONG. Rows for Davis, Snelson, Nixon, McCrae, Anderson, Williams, Hescock.

Table with columns: PUNTING, NO, YDS, AVG, LONG, I20, TB. Row for Loudermilk.

Table with columns: FIELD GOALS, MADE, ATT, LONG. Row for --.

Table with columns: DEFENSE, SOLO, AST, TOT, TFL/YDS, FF, FR-YDS, INT-YDS, BRK, BLK, SACK/YDS, QBH. Rows for Gibson, Evans, Causey, Hill, Connors.



SCORING SUMMARY

Table with columns: Memphis, UCF, 1st, 2nd, 3rd, 4th, Final. Includes a list of scoring plays with time, team, player, and yardage.

TEAM STATS

Table comparing Memphis and UCF statistics: FIRST DOWNS, RUSHES-YARDS (NET), PASSING YDS (NET), Passes Comp-Att-Int, TOTAL OFFENSE PLAYS-YARDS, Fumble Returns-Yards-TDs, Punt Returns-Yards-TDs, Kickoff Returns-Yards-TDs, Interception Returns-Yards-TDs, Punts (Number-Avg), Fumbles-Lost, Penalties-Yards, Possession Time, Third-Down Conversions, Fourth-Down Conversions, Red-Zone Scores-Chances, Sacks By: Number-Yards.



AAC STANDINGS

EAST					AMERICAN					OVERALL				
School	W-L	PCT	PF	PA	W-L	PCT	PF	PA	H	A	N	Streak		
UCF	8-0	1.000	335	164	12-0	1.000	530	255	8-0	4-0	0-0	Won 25		
Temple	7-1	.875	311	182	8-4	.667	427	296	4-2	4-2	0-0	Won 3		
Cincinnati	6-2	.750	275	139	10-2	.833	419	193	6-0	4-2	0-0	Won 1		
USF	3-5	.375	184	265	7-5	.583	350	378	4-2	2-3	1-0	Lost 5		
ECU	1-7	.125	169	308	3-9	.250	273	448	3-4	0-5	0-0	Lost 2		
UConn	0-8	.000	165	421	1-11	.083	266	605	1-5	0-6	0-0	Lost 9		

WEST					W-L	PCT	PF	PA	H	A	N	Streak
Houston	5-3	.625	348	291	8-4	.667	557	413	5-1	3-3	0-0	Lost 1
Memphis	5-3	.625	316	218	8-5	.615	567	410	6-1	2-4	0-0	Lost 1
Tulane	5-3	.625	219	214	6-6	.500	308	334	4-2	2-4	0-0	Won 1
SMU	4-4	.500	247	263	5-7	.417	365	423	3-3	2-4	0-0	Lost 2
Navy	2-6	.250	194	260	3-9	.250	315	419	3-2	0-6	0-1	Lost 1
Tulsa	2-6	.250	210	248	3-9	.250	289	355	3-3	0-6	0-0	Won 1

AAC POSTSEASON HONORS

OFFENSIVE PLAYER OF THE YEAR

McKenzie Milton • Jr. • QB • UCF

DEFENSIVE PLAYER OF THE YEAR

Nate Harvey • Sr. • DE • ECU

SPECIAL TEAMS PLAYER OF THE YEAR

Isaiah Wright • Jr. • KR • Temple

ROOKIE OF THE YEAR

Desmond Ridder • Fr. • QB • Cincinnati

COACH OF THE YEAR

Luke Fickell • Head Coach • Cincinnati

ALL-CONFERENCE FIRST TEAM

WR	Trevon Brown	ECU	Sr.	6-2	215	Wilmington, N.C.
WR	Marquez Stevenson	Houston	So.	6-0	190	Shreveport, La.
WR	James Proche	SMU	Jr.	5-11	190	Dallas, Texas
OT	Dino Boyd	Cincinnati	Sr.	6-4	300	Newark, N.J.
OT	Jake Brown	UCF	Jr.	6-3	305	Encinitas, Calif.
OG	Cole Schneider	UCF	Fr.	6-4	312	Fort Myers, Fla.
OG	Dustin Woodard	Memphis	Jr.	6-2	285	Chandler, Ariz.
C	Jordan Johnson	UCF	Jr.	6-2	320	Jacksonville, Fla.
TE	Mitchell Wilcox	USF	Jr.	6-5	245	Tarpon Springs, Fla.
QB	McKenzie Milton	UCF	Jr.	5-11	185	Kapolei, Hawaii
RB	Darrell Henderson	Memphis	Jr.	5-9	200	Batesville, Miss.
RB	Ryquell Armstead	Temple	Sr.	5-11	215	Millville, N.J.
DL	Cortez Broughton	Cincinnati	Sr.	6-2	290	Warner Robbins, Ga.
DL	Nate Harvey	ECU	Sr.	6-1	225	Knightdale, N.C.
DL	Ed Oliver	Houston	Jr.	6-3	292	Houston, Texas
DL	Michael Dogbe	Temple	Gr.	6-3	280	Morris Plains, N.J.
LB	Nate Evans	UCF	Jr.	6-1	241	Waggaman, La.
LB	Perry Young	Cincinnati	Jr.	5-11	215	Birmingham, Ala.
LB	Austin Robinson	Houston	Sr.	6-3	240	Pearland, Texas
LB	Shaun Bradley	Temple	Jr.	6-1	225	Mt. Holly, N.J.
CB	Neville Clarke	UCF	Jr.	6-1	187	Miami, Fla.
CB	Rock Ya-Sin	Temple	Sr.	6-2	190	Decatur, Ga.
S	Richie Grant	UCF	So.	6-0	194	Fort Walton Beach, Fla.
S	Delvon Randall	Temple	Sr.	6-1	210	Pittsburgh, Pa.
K	Jake Verity	ECU	Jr.	6-1	185	Bremen, Ga.
P	James Smith	Cincinnati	So.	6-5	220	Wangaratta, Australia
RS	John "Pop" Williams	Memphis	Jr.	5-9	172	Destrehan, La.
RS	Isaiah Wright	Temple	Jr.	6-2	220	West Hartford, Conn.

ALL-CONFERENCE SECOND TEAM

WR	Gabriel Davis	UCF	So.	6-3	212	Sanford, Fla.
WR	Damonte Coxie	Memphis	So.	6-3	200	Reserve, La.
WR	Ventell Bryant	Temple	Gr.	6-3	200	Tampa, Fla.
OT	Wyatt Miller	UCF	Sr.	6-4	306	Douglas, Ga.
OT	Trevon Tate	Memphis	Jr.	6-4	295	Houston, Texas
OG	Jovahn Fair	Temple	Jr.	6-2	300	Akron, Ohio
OG	Tyler Bowling	Tulsa	Jr.	6-6	325	Yukon, Okla.
C	Garrett Campell	Cincinnati	Sr.	6-5	315	Cincinnati, Ohio
TE	Josiah Deguara	Cincinnati	Jr.	6-3	242	Folsom, Calif.
QB	D'Eriq King	Houston	Jr.	5-11	195	Manvel, Texas
RB	Michael Warren II	Cincinnati	So.	5-11	218	Toledo, Ohio
RB	Adrian Killins Jr.	UCF	Jr.	5-8	164	Daytona Beach, Fla.
DL	Titus Davis	UCF	Sr.	6-3	250	Atlanta, Ga.
DL	Marquise Copeland	Cincinnati	Sr.	6-3	290	Cleveland, Ohio
DL	Brendon Hayes	UCF	Jr.	6-3	293	New Orleans, La.
DL	Kimoni Fitz	Cincinnati	Sr.	6-3	257	Ringgold, Va.
DL	Patrick Johnson	Tulane	So.	6-3	255	Chattanooga, Tenn.
LB	Pat Jasinski	UCF	Sr.	6-1	236	Roswell, Ga.
LB	Bryce Huff	Memphis	Jr.	6-3	245	Mobile, Ala.
LB	Khalid McGee	USF	Sr.	5-10	213	Miami, Fla.
LB	Zachery Harris	Tulane	Sr.	6-0	220	New Orleans, La.
CB	T.J. Carter	Memphis	So.	5-11	180	Nashville, Tenn.
CB	Donnie Lewis Jr.	Tulane	Sr.	6-0	195	Baton Rouge, La.
S	James Wiggins	Cincinnati	So.	6-0	202	Homestead, Fla.
S	Roderic Teamer Jr.	Tulane	Sr.	6-0	205	New Orleans, La.
K	Matthew Wright	UCF	Sr.	6-0	179	Lancaster, Pa.
P	Thomas Bennett	Tulsa	Jr.	6-3	180	Carlsbad, Calif.
RS	Adrian Killins Jr.	UCF	Jr.	5-8	164	Daytona Beach, Fla.

ALL-CONFERENCE HONORABLE MENTION

TE	Michael Colubiale	UCF	Sr.	6-1	223	Port Orange, Fla.
CB	Brandon Moore	UCF	So.	6-0	186	Sanford, Fla.
OG	Mason Denley	Houston	Sr.	6-5	310	Columbus, Texas
LB	Curtis Akins	Memphis	Sr.	6-2	235	Byhalia, Miss.
S	Sean Williams	Navy	Sr.	6-1	197	Memphis, Tenn.
CB	Mike Hampton	USF	So.	6-1	168	Tampa, Fla.
LB	Richard Moore	SMU	Jr.	6-0	230	Cedar Hill, Texas
LB	Cooper Edmiston	Tulsa	Jr.	6-3	237	Gatesville, Texas

AAC STATISTICAL LEADERS

Rushing: Darrell Henderson (Memphis) - 146.8
 Passing: D'Eriq King (Houston) - 271.0
 Passing Efficiency: D'Eriq King (Houston) - 167.7
 Receptions: James Proche (SMU) - 7.8
 Receiving Yards: James Proche (SMU) - 99.9
 Total Offense: D'Eriq King (Houston) - 332.3
 Points: Darrell Henderson (Memphis) - 11.5
 Kicking Points: Riley Patterson (Memphis) - 9.0

Punt Returns: Isaiah Wright (Temple) - 13.9
 Kick Returns: Bentlee Sanders (South Florida) - 27.9
 All Purpose: Darrell Henderson (Memphis) - 179.1
 Punting: James Smith (Cincinnati) - 47.0
 Field Goals Made: Jake Verity (ECU) - 1.58
 Field Goal Percentage: Jake Verity (ECU) - 90.5
PAT Percentage: Matthew Wright (UCF) and Dalton Witherspoon (Houston) - 100.0

Tackles: Austin Robinson (Houston) - 9.7
 Sacks: Nate Harvey (ECU) - 1.21
 TFLs: Nate Harvey (ECU) - 2.12
 Passes Defended: Donnie Lewis (Tulane) - 1.58
Interceptions: Richie Grant (UCF) - 0.50
 Fumbles Forced: Sean Williams (Navy) - 0.45
 Fumbles Recovered: Chapelle Russell (Temple) - 0.42



JOSH HEUPEL

HEAD COACH 1ST SEASON

Hometown

Aberdeen, S.D.

Education

Oklahoma, 2001

Playing Experience

Weber State	1997
Snow College	1998
Oklahoma	1999-00
Miami Dolphins	2001
Green Bay Packers	2002

Coaching Experience

Oklahoma	2004	Graduate Assistant
Arizona	2005	Tight Ends
Oklahoma	2006-10	Quarterbacks
Oklahoma	2011-14	co-Offensive Coordinator
Utah State	2015	Asst. Head Coach/OC
Missouri	2016-17	Offensive Coordinator
UCF	2018	Head Coach

Accomplishments

- Consensus All-American
- AP Player of the Year
- Walter Camp Award
- Archie Griffin Award
- Harley Award
- Quarterback of the Year
- Won 7 Conference Titles
- Made 4 NC Appearances
- 7 BCS Bowl Appearances
- 14 Bowl Appearances
- 2 Heisman Trophy Winners

UCF Vice President and Director of Athletics Dr. Daniel J. White announced Josh Heupel as the 11th head coach in program history on Dec. 5, 2017. He made an immediate impact. Heupel led the Knights to their second consecutive undefeated season and American Athletic Conference Championship in 2018, becoming just the third coach in the modern era of FBS football to lead a team to an undefeated season in his first year as a head coach.

Preaching a 1-0 mentality every week, Heupel's fast-paced offense posted 44.2 points per game in 2018, which ranked sixth in the nation, and recorded an average margin of victory of 23 points. The offense churned out an average of 545.4 yards per game to finish the regular season ranked third in the nation. The ground game set a program single-season record with 3,318 yards on the ground. UCF averaged 276.5 yards rushing per game, good for fifth in the country. Running back Greg McCrae became the first 1,000-yard rusher since 2013 with 1,101 yards on the ground, the ninth most in program history.

The passing attack was also one of the best in country behind quarterbacks McKenzie Milton and Darriel Mack Jr. UCF was 30th in the nation with 268.9 yards per game and had 28 passing touchdowns on the year. The Knights' 15.22 yards per completion was the eighth best mark in the country. The quarterbacks were effective, posting the ninth best passing efficiency mark of 156.09, while throwing just six interceptions, the fewest by a UCF team in program history. The offensive line kept the backfield clean with just 14 sacks allowed on the season.

Not to be outdone, the UCF defense had a stellar 2018 campaign. UCF ranked 24th in the country in scoring defense with 21.3 points allowed per game. The Knights racked up 96 tackles for loss, the sixth most in the nation and 27 sacks. The Black and Gold forced 26 turnovers, split evenly between interceptions and fumbles. Richie Grant led the way with six picks, while Nate Evans had a pair of fumble recoveries, including a 94-yard touchdown recovery against ECU. Second-half adjustments were key to the Knights' success, as opponents scored just 7.8 points per second half, including 2.2 points per third quarter.

The Knights put a league-record 17 student-athletes on All-Conference teams in The American in 2018. Milton became the first player in conference history to repeat as the Offensive Player of the Year. Milton, offensive linemen Jake Brown, Cole Schneider and Jordan Johnson, linebacker Nate Evans, cornerback Nevelle Clarke and safety Richie Grant earned First Team honors. Wide receiver Gabriel Davis, offensive lineman Wyatt Miller, defensive linemen Titus Davis and Brendon Hayes, linebacker Pat Jasinski, kicker Matthew Wright and running back Adrian Killins Jr., who was also honored as a kick returner, garnered Second Team honors, while tight end Michael Colubiale and cornerback Brandon Moore achieved Honorable Mention accolades. Milton finished sixth in the Heisman Trophy voting.

Heupel, who was named a finalist for the Eddie Robinson National Coach of the Year Award, led UCF to its highest ever national ranking in the regular season. The Knights climbed as high as seventh in the nation in both the Amway Coaches Poll and the AP Top 25 Poll, while rising as high as eighth in the CFP Rankings, before earning a berth to the 2019 PlayStation Fiesta Bowl.

Tiger Turnaround

Heupel comes to UCF after serving as offensive coordinator/quarterbacks coach at Missouri for the past two seasons.

In 2015, prior to Heupel's arrival, Missouri ranked 124th in the nation in total offense (280.9). In 2016, the Tigers led the Southeastern Conference and were ranked No. 13 in the nation, averaging 500.5 yards per game. In 2017, Missouri was ranked No. 8 in the nation in total offense, averaging 502.2 yards per game. The Tigers were also No. 14 in the nation in scoring at 37.5 points per game.

Missouri quarterback Drew Lock blossomed under Heupel's tutelage. Lock led the SEC in passing as a sophomore, throwing for 3,399 yards and 23 touchdowns. He followed that up with an even stronger junior campaign in 2017, passing for 3,964 yards and an SEC-record and nation-leading 44 touchdown tosses.

Heupel served as assistant head coach/offensive coordinator/quarterbacks coach at Utah State in 2015. Despite the loss of their starting quarterback to injury, Heupel's unit improved from 81st nationally to 60th in scoring offense.



Sooner Success

Heupel started his coaching career as a graduate assistant at his alma mater. He was on a coaching staff that took part in back-to-back national championship games following the 2003 and 2004 seasons. Heupel helped mentor Jason White to the Heisman Trophy in 2003.

He spent the 2005 season at Arizona before heading back to OU as a full-time assistant.

He returned to his alma mater for the 2006 season and coached the quarterbacks for five seasons. Heupel coached Sam Bradford to the Heisman Trophy, Davey O'Brien and Sammy Baugh Awards in 2008. Bradford led the nation in passing efficiency that season and the Sooners tallied an NCAA record five straight 60-point games.

Heupel was promoted to offensive coordinator in 2011 and served in that role for four seasons. His 2011 offense ranked fourth in the nation in total offense and passing offense. The 2012 unit ranked fifth in the nation in passing and 12th in total offense. In 2013, OU led the Big 12 in rushing and total offense. In his final season with OU, the Sooners led the nation in fewest sacks and led the Big 12 and ranked 10th in the nation in rushing, as well as finishing 20th in the nation in scoring and 23rd in total offense.

National Championship Playing Career

Heupel was a national-championship winning quarterback at Oklahoma. He was runner-up for the Heisman Trophy in 2000 while leading the Sooners to a victory over Florida State in the 2001 Orange Bowl, sealing the national title for OU. In 2001, Heupel was the Associated Press Player of the Year, Walter Camp Award winner, Archie Griffin Award winner and a consensus All-America performer.

During his two seasons as the starting quarterback at Oklahoma, Heupel posted a 20-5 record. He passed for 7,456 yards and 53 touchdowns. Overall, he still ranks among OU's top three quarterbacks in passing yards, completions and touchdown passes, despite playing just two seasons. He was a junior college All-America performer at Snow College in Utah in 1999, throwing for 2,308 yards and 28 TDs. He was drafted in the sixth round of the 2001 NFL Draft by the Miami Dolphins.

Personal File

Heupel earned his bachelor's degree in business marketing from Oklahoma in 2001. He and his wife Dawn have two children – daughter Hannah and son Jace. Heupel is an Aberdeen, S.D. native.



RANDY SHANNON
DEFENSIVE COORDINATOR
1ST SEASON

Education

Miami, 1989

Coaching Experience

Miami	1991
	Graduate Assistant
Miami	1992
	Defensive Line
Miami	1993-97
	Linebackers
Miami Dolphins	1998-99
	Assistant
Miami Dolphins	2000
	Linebackers
Miami	2001-06
	Defensive Coordinator
Miami	2007-10
	Head Coach
TCU	2012
	Linebackers
Arkansas	2013-14
	Linebackers
Florida	2015-16
	Asst Head Coach/co-DC
Florida	2017
	DC/Interim Head Coach
UCF	2018
	Defensive Coordinator



Randy Shannon joined the Knights' staff as the defensive coordinator in December 2017.

In his first season with the Knights, he helped lead UCF to an undefeated 12-0 regular season, winning the American Athletic Conference East Division and The American Championship. The Knights earned a New Year's Six Bowl Berth, accepting a bid to the 2019 PlayStation Fiesta Bowl.

As a defensive unit, UCF was third in the nation and first in The American with 13 fumbles recovered in 2018. The defense got it done in the red-zone, ranking 13th in the nation, and when it was all said and done, the Knights were a Top 25 defense, ranking 24th with just 21.3 points per game allowed on the season.

Shannon helped produce three first team, three second team, and one honorable mention all-conference members in 2018. Also the linebackers coach, Shannon helped mentor veterans Nate Evans and Pat Jasinski to all-conference accolades for the first time in their careers.

With over 25 years of coaching experience, Shannon came to Orlando following three seasons at Florida that included time as the Gators' defensive coordinator and most recently interim head coach.



Shannon was the head coach at Miami from 2007-10 and was the Hurricanes' defensive coordinator for six seasons from 2001-06. The former linebacker at Miami has won three national championships as a coach and a player.

Shannon's defense in Gainesville ranked fifth in the nation in total defense in 2016, allowing just 293.0 yards per game. His squad was also the second-best pass defense in the country, allowing opponents to just 148.5 yards per game.

Prior to his time at Florida, Shannon spent time at Arkansas, TCU, the Miami Dolphins, and most notably Miami. While defensive coordinator for the Hurricanes, his defenses ranked in the top-10 in the nation in five of six seasons.

Shannon won the Frank Broyles Award, which is presented annually to the nation's best assistant coach, in 2001, and had 25 defensive players drafted in the

NFL - including 12 first-round picks - during that span.

During his time as a head coach at Miami, Shannon consistently brought in some of the nation's best recruiting classes, including his 2008 signing class that ranked as the top class in the country by ESPN.com.

Shannon got his start in coaching at Miami in 1991 after playing two seasons for the Dallas Cowboys. He was a four-year starting linebacker for the Hurricanes and a member of the 1987 national championship team.



COREY BELL
CORNERBACKS
1ST SEASON

Education

South Carolina, 1995

Coaching Experience

Miami Edison HS	1996
Defensive Backs	
Miami Edison HS	1997-07
Head Coach	
Miami	2007-10
Director of Football Ops	
American High	2011-13
Head Coach	
Florida Atlantic	2014-16
Director of Player Personnel	
South Florida	2017
Defensive Backs	
Florida	2017
Defensive Backs	
UCF	2018
Cornerbacks	



Corey Bell joined the UCF football staff as cornerbacks coach in December of 2017.

In his first season with the Knights, he helped lead UCF to an undefeated 12-0 regular season, winning the American Athletic Conference East Division and The American Championship. The Knights earned a New Year's Six Bowl Berth, accepting a bid to the 2019 PlayStation Fiesta Bowl.

As a defensive unit, UCF was third in the nation and first in The American with 13 fumbles recovered in 2018. The defense got it done in the red-zone, ranking 13th in the nation, and when it was all said and done, the Knights were a Top 25 defense, ranking 24th with just 21.3 points per game allowed on the season.

Bell helped lead Nevelle Clarke and Brandon Moore all-conference accolades for the first time in their career. Clarke and Moore combined for 21 passes broken up, two interceptions, a fumble recovery and 81 total tackles in 2018.

Prior to UCF, Bell coached at the University of Florida, where he tutored two Gators to Second Team All-Southeastern Conference honors following the 2017 season. Bell spent time earlier this year on the staff at USF.



From 2014-16, Bell served as Secondary Coach and Assistant Director of Player Personnel at FAU. Bell coached three Owls to four All-Conference USA honors (three honorable mention, one second team). One of Bell's protégés at FAU became just the sixth Owls player to be selected in the NFL Draft in 2015.

Bell has head coaching experience in the high school ranks. He led American High School in Miami from 2011-13, winning three straight district titles. He was also the head coach at Miami Edison from 1997-2007. He was the youngest head coach in the State of Florida when he assumed that role. Bell was the defensive backs coach at Edison in 1996. During his tenure at Edison, Bell coached 84 student-athletes to NCAA Division I scholarships and tutored six All-America performers.

Bell served as the Director of Football Operations at the University of Miami from 2007-10 under Shannon. He is a 1995 graduate of South Carolina and holds a master's degree from Nova (2000).



SHANE BURNHAM
DEFENSIVE LINE
1ST SEASON

Education

South Carolina, 1998

Coaching Experience

Richmond	1998
	Linebackers
Richmond	2001-03
	Linebackers
The Citadel	2004
	Linebackers
Elon	2005-08
	LBs/DEs/Special Teams
Iowa State	2009-11
	Defensive Tackles
Iowa State	2012-14
	DTs/Special Teams
Iowa State	2015
	Inside LBs/Special Teams
Rutgers	2016-17
	Defensive Line
UCF	2018
	Defensive Line



Shane Burnham joined the UCF Football coaching staff in December of 2017.

In his first season with the Knights, he helped lead UCF to an undefeated 12-0 regular season, winning the American Athletic Conference East Division and The American Championship. The Knights earned a New Year's Six Bowl Berth, accepting a bid to the 2019 PlayStation Fiesta Bowl.

As a defensive unit, UCF was third in the nation and first in The American with 13 fumbles recovered in 2018. The defense got it done in the red-zone, ranking 13th in the nation, and when it was all said and done, the Knights were a Top 25 defense, ranking 24th with just 21.3 points per game allowed on the season.

The defensive line helped lead a unit that ranked seventh in the nation with 8.0 tackles-for-loss per game. Burnham mentored Titus Davis and Brendon Hayes to all-conference campaigns, as Davis ranked fourth in The American and 22nd in the nation with 1.3 tackles-for-loss per contest.

Burnham came to Orlando from Rutgers, where he was the defensive line coach for two seasons. In his first season with Rutgers, the Scarlet Knights' defense showed a seven-sack improvement over the previous season.

Burnham spent seven seasons at Iowa State prior to his stint



at Rutgers. Six of his seasons with the Cyclones were spent coaching defensive tackles, while he worked with the inside linebackers for one year. He added oversight of special teams in 2012. His punt return unit ranked No. 3 in the nation in 2015. ISU returned a pair of kickoffs for touchdowns in 2013, the first time they returned a kickoff for a score since 2004 and the first time they tallied two in a season since 1994. ISU also ranked in the Top 20 nationally in kick and punt return defense in 2012.

During his time working with the defensive tackles at ISU, his unit improved dramatically, helping to lead the Cyclones to three bowl appearances.

Burnham coached at Elon from 2005-08, serving as linebackers/defensive ends coach and special teams coordinator. The Phoenix finished No. 19 in the 2008 FCS final rankings,

while ranking No. 29 in the nation in total defense and No. 30 in scoring defense. Burnham coached the SoCon Defensive Player of the Year at Elon. As special teams coordinator, Burnham's punt return unit ranked No. 17 in 2007. Burnham also has coaching experience at The Citadel and Richmond.

A 1998 graduate of South Carolina, Burnham was a four-year letterwinner with the Gamecocks and a two-year starter. He was named the team's most outstanding inside linebacker after his junior and senior years. He was a three-time Academic All-SEC honoree and won the Gamecocks' team leadership award.



JON COOPER
TIGHT ENDS
1ST SEASON

Education

Oklahoma, 2009

Coaching Experience

Oklahoma 2013-14

Graduate Assistant

Utah State 2015

Graduate Assistant

Missouri 2016-17

Offensive Assistant

UCF 2018

Tight Ends



Jon Cooper joined the UCF Football staff in January of 2018.

In his first season in Orlando, Cooper helped the Knights to an undefeated regular season and the 2018 American Athletic Conference Championship. Led by sixth-year senior Michael Colubiale, Cooper's tight ends posted 20 catches for 271 yards and four touchdowns. UCF also set the program single-season rushing record with the help of the tight ends' blocking. Colubiale earned American Athletic Conference Honorable Mention laurels.

Cooper spent the previous two seasons as an offensive analyst at Missouri under then-offensive coordinator Josh Heupel. He helped the Tigers offense explode and lead the SEC in yards per game, passing yards and points per game. In his final season in Columbia, Mo., Cooper helped the offensive line finish the year ranked No. 8 in total offense, No. 5 in sacks allowed, No. 14 in scoring offense, No. 14 in passing offense, No. 21 in first downs, No. 16 in red zone offense and No. 36 in rushing offense.

Prior to working at Missouri, Cooper served as a graduate assistant at Utah State. In his lone season with the Aggies, the offense climbed 21 spots to 60th in the nation in scoring offense,



even with losing its starting quarterback to injury. Cooper went to Utah State after two seasons as a graduate assistant coach at Oklahoma, where he helped the Sooners to a 19-7 record, including 45-31 victory over Alabama in the 2014 Sugar Bowl.

Prior to joining the staff at Oklahoma, his alma mater, Cooper spent four seasons in the NFL. He played 13 games during his first three seasons with the Minnesota Vikings, and made his first career start against the Dallas Cowboys at center.

Cooper originally joined the Vikings in 2009 as an undrafted free agent out of Oklahoma. The native of Fort Collins, Colo., signed with the Tennessee Titans in 2012 and retired after spending one season with the club.

A three-year starter at center for Oklahoma, Cooper was tabbed the Big 12 Offensive Lineman of the Year as a senior in 2008 while blocking for Heisman

Trophy winner Sam Bradford. During his playing days with the Sooners, Cooper helped lead OU to a 42-12 overall record and spot in the BCS National Championship game as a senior, while garnering two All-Big 12 selections.

Cooper graduated from Oklahoma in 2009 with a bachelor's degree in human relations.



**GLEN
ELARBEE**
OFFENSIVE LINE
1ST SEASON

Education

Middle Tennessee, 2002

Coaching Experience

Middle Tennessee 2003-04
Offensive Grad Assistant
Middle Tennessee 2005
Tight Ends
East Central CC 2006
Offensive Line
LSU 2007
Graduate Assistant
Oklahoma State 2008-09
Offensive Grad Assistant
West Georgia 2011
Offensive Coordinator/OL
Middle Tennessee 2012
Offensive Line
Houston 2013
Offensive Line
Arkansas State 2014-15
co-OC/Offensive Line
Missouri 2016-17
Offensive Line
UCF 2018
Offensive Line



Glen Elarbee joined the UCF Football staff as the program's offensive line coach in December of 2017.

Elarbee's first year in Orlando was highlighted by one of the best offensive lines in program history, as the Knights undefeated in the regular season and won the American Athletic Conference Championship. UCF set the program rushing record with 3,318 yards on the ground behind a powerful line, which was the fifth best ground attack in the country. UCF totaled 545.4 yards of total offense per game, good for third nationally. The Black and Gold also excelled in passing protection with 14 sacks allowed all season, which led The American and ranked 14th nationally. Jordan Johnson, Cole Schneider and Jake Brown earned First Team All-Conference honors by the The American, and Wyatt Miller picked up Second Team honors.

He comes to UCF after coaching the offensive line at Missouri for the past two seasons. His offensive line unit at Mizzou helped the Tigers to 2017 national ranks of: No. 8 in total offense, No. 5 in sacks allowed, No. 14 in scoring offense, No. 14 in passing offense, No. 21 in first downs, No. 16 in red zone offense and No. 36 in rushing offense. Elarbee took over a Tiger offensive line in 2016 that had no returning starters and molded them into one of the top lines in the nation. In 2016, Missouri was No. 13 in total offense, No. 20 in passing offense, No. 38 in rushing offense and No. 48 in scoring offense after the Tigers were no higher than No. 113 in those categories the year before. His 2016 unit led the nation in tackles for-loss allowed and were No. 16 in sacks allowed.

Elarbee was nominated for the Broyles Award, given annually to

the top assistant coach in college football, after the 2016 season. He was one of just three position coaches and the only offensive line coach nominated.

Elarbee coached successful offensive lines for six seasons at various programs prior to his stint at Mizzou. At Arkansas State from 2014-15, he also served as co-offensive coordinator. The Red Wolves were 8-0 in Sun Belt play in 2015, winning a conference title. Elarbee's ASU offensive line paved the way for the No. 12-ranked scoring offense and the No. 15-ranked rushing offense in the nation. He coached two First Team All-Sun Belt performers in his tenure with the Red Wolves. Elarbee coached the Houston offensive line in 2013, helping the Cougars to an 8-5 record and leading one Cougar to Second Team All-American Athletic Conference honors. He was at Middle Tennessee State in 2012, as the Blue Raiders' offensive line was No. 2 nationally in sacks allowed and featured an All-Sun Belt performer. Elarbee was also at West Georgia for two seasons, coaching the offensive line in 2010 and serving as offensive coordinator in 2011. At West Georgia, he coached an All-America wide receiver and a Gulf South Conference Freshman of the Year.

Elarbee was a graduate assistant at Oklahoma State in 2008 and 2009. He was also a graduate assistant with the 2007 LSU team that won a national championship. He coached the offensive line at East Central Community College in 2006. He was on the coaching staff for three years at his alma mater of Middle Tennessee State, one as tight ends coach and two as a graduate assistant.

Elarbee played 35 career games for the Blue Raiders, starting his final 23. He was a two-time all-conference performer and a four-year letterwinner, leading MTSU to its first Sun Belt





**JEFF
LEBBY**
QUARTERBACKS
1ST SEASON

Education

Oklahoma, 2007

Coaching Experience

Victoria Memorial HS	2007	OL/TEs
Baylor	2008-11	Asst. Director of Ops
Baylor	2012-14	Running Backs
Baylor	2015-16	Passing Game/RBs
Southeastern	2017	Offensive Coordinator
UCF	2018	Quarterbacks



Jeff Lebby joined the UCF Football staff in December of 2017.

Lebby had one of the most laudable coaching performances in program history in 2018, helping the Knights go undefeated and win the American Athletic Conference Championship. Inheriting one of the top quarterbacks in the nation, Lebby helped McKenzie Milton take the next step in his career. Milton threw for 2,663 yards and 25 touchdowns with a quarterback efficiency of 161, which ranked 11th in the country. Not afraid of the deep ball, Milton ranked third nationally with nearly 16 yards per reception. Milton became the first player in league history to repeat as The American Offensive Player of the Year and finished sixth in the Heisman Trophy voting.

Lebby's skills were put to the test when Milton was sidelined for the ECU game midway through the year, which meant that backup quarterback Darriel Mack Jr. took the reigns against the Pirates. Nearly breaking the single-game record for rushing yards by a quarterback, Mack excelled on the ground with 120 yards and one score on 22 carries.

Midway through the second quarter of the South Florida game, Lebby faced another challenge when Milton went down with a season-ending injury, meaning that Mack would have to preserve the Knights' unbeaten streak. With a week to prepare the redshirt freshman for the American Athletic Conference Championship Game against Memphis, Lebby turned Mack loose against the Tigers, as he threw for a pair of touchdowns on 19-



of-27 passing for 348 yards and tied the school record with four rushing touchdowns.

He came to Orlando after one season as offensive coordinator at Southeastern University in Lakeland. Lebby helped lead Southeastern to a 5-0 conference mark and a berth in the NAIA playoffs last season. Southeastern had the No. 1 scoring offense and the No. 3 total offense in the NAIA in 2017.

Prior to joining the Southeastern staff, Lebby served in various capacities on the football staff at Baylor. He was the passing game coordinator and offensive recruiting coordinator for two years. He coached the running backs for five years. Prior to those roles, Lebby was the assistant director of football operations in charge of offensive quality control, while also serving as the team's liaison to the NFL.

In five seasons as running backs coach, Lebby coached five 1,000-yard rushers. Baylor's 2015 squad ranked No. 2 in the nation in rushing offense, while two Bears went over 1,000 yards that season. Lebby earned 2013 FootballScoop Running Backs Coach of the Year honors after coaching Baylor's first back-to-back 1,000 yard rusher.

Prior to his tenure at Baylor, Lebby served as the offensive line/tight ends coach at Victoria Memorial (Texas) High School. Lebby played high school football for his father Mike Lebby at Andrews (Texas) High and earned all-state honors as a senior. He signed with Oklahoma, but an injury ended his playing career. He then spent four years at OU as a student assistant coach.

Lebby earned a bachelor's degree from Oklahoma in 2007.



WILLIE MARTINEZ

ASSISTANT HEAD COACH/
SECONDARY
1ST SEASON

Education

Miami, 1985

Coaching Experience

Miami	1985-86
	Graduate Assistant
Bethune-Cookman	1988
	QB's/WR's
Boca Raton HS	1989-90
	Secondary
Olympic Heights HS	1991
	DC/Secondary
Grand Valley State	1992-93
	DC/Secondary
Central Michigan	1994
	Secondary
UCF	1995-96
	DC/Secondary
Eastern Michigan	1997
	Secondary
Central Michigan	1998-99
	Secondary
Central Michigan	2000
	Asst HC/Secondary
Georgia	2001-04
	Secondary
Georgia	2005-09
	DC/Secondary
Oklahoma	2010-11
	Secondary
Auburn	2012
	Secondary
Tennessee	2013
	Safeties
Tennessee	2014-16
	Asst HC/Secondary
Cincinnati	2017
	Cornerbacks
UCF	2018
	Asst HC/Secondary



Willie Martinez joined the UCF Football staff in December of 2017 as Assistant Head Coach and Secondary Coach.

In his first season with the Knights, he helped lead UCF to an undefeated 12-0 regular season, winning the American Athletic Conference East Division and The American Championship. The Knights earned a New Year's Six Bowl Berth, accepting a bid to the 2019 PlayStation Fiesta Bowl.

As a defensive unit, UCF was third in the nation and first in The American with 13 fumbles recovered in 2018. The defense got it done in the red-zone, ranking 13th in the nation, and when it was all said and done, the Knights were a Top 25 defense, ranking 24th with just 21.3 points per game allowed on the season.

As secondary coach, Martinez helped mentor Richie Grant, Nevelle Clarke and Brandon Moore to the first all-conference selections of their career. Grant, a first team selection, finished the year third in the nation with six interceptions and led the Knights with 102 tackles.

Martinez is a veteran of more than 30 years of college football coaching, including a previous stop at UCF. He coached the cornerbacks at Cincinnati in 2017. Prior to his time at Cincinnati, he coached from 2013-16 at Tennessee. With the Volunteers, Martinez coached the safeties for one season, before being elevated to assistant head coach and leading the entire secondary.

Martinez also has collegiate experience at Auburn (secondary,



2012), Oklahoma (secondary, 2010-11), Georgia (defensive coordinator/secondary, 2005-09; secondary, 2001-04), Central Michigan (assistant head coach/secondary, 2000; secondary 1998-99; secondary, 1994), Eastern Michigan (secondary, 1997); UCF (defensive coordinator/secondary; 1995-96); Grand Valley State (defensive coordinator/secondary, 1992-93), Bethune-Cookman (quarterbacks/wide receivers, 1988) and Miami (graduate assistant, 1985-86). Martinez has also spent three seasons coaching high school football in Florida early in his career.

Martinez has coached or played in 19 bowl games, been a part of six conference championship teams and won a national championship as a student-athlete at Miami in 1983.

Over the last 16 seasons, Martinez has mentored 16 all-conference selections, six All-

America performers and 16 NFL Draft picks. Fourteen players he coached were on NFL rosters in 2016. At Tennessee, his defensive backs averaged more than 13 interceptions per season, including the 2014 team that ranked No. 15 in the nation with 16 picks.

During his two seasons at Oklahoma Martinez helped the Sooners to a 23-5 record and a Big 12 title. During his tenure at Georgia, Martinez helped the Bulldogs to 90 victories, two Southeastern Conference titles, three division crowns, seven bowl victories and six Top 10 finishes. During the 2000 season, Martinez led a Central Michigan secondary that led the nation in passing defense.

Martinez is a 1985 graduate of Miami. He was an all-state selection and area defensive player of the year at Hollywood Hills High School.



**NICK
TOTH**
SPECIAL TEAMS
COORDINATOR
1ST SEASON

Education

Ohio, 1999

Coaching Experience

Ohio	2000-01
	Defensive GA
Dakota State	2002
	Defensive Backs
Ohio	2003
	Tight Ends
Ohio	2004
	Defensive Line
Elon	2005
	Defensive Backs
Mercyhurst	2006
	DC/Defensive Backs
Ashland	2007-08
	Defensive Coordinator
The Citadel	2009
	Special Teams/DBs
Texas A&M	2010-11
	Special Teams/OLBs
Fresno State	2012-16
	DC/ILBs
Air Force	2017
	Spurs/Nickels
UCF	2018
	Special Teams Coord.



Nick Toth was hired as the special teams coordinator in January of 2018.

Toth brought his unique energy to the special teams unit for the 2018 season, helping the Knights go undefeated and win the American Athletic Conference Championship. UCF blocked a pair of field goals on the year. Kicker Matthew Wright was named American Athletic Conference Second Team after going 11-for-13 on field goals in 2018. The kickoff team was ranked 30th in the country with just under 19 yards allowed per return. Mac Loudermilk was named the 2018 Peter Mortell Holder of the Year.

He came to Orlando after serving as the spurs/nickles coach at the Air Force Academy for one season.

Toth helped the Falcons rank 10th in the nation in opponent passing at 171.1 yards per game. Marquis Griffin was named All-Colorado after notching 66 tackles, 4.5 tackles for loss and six pass breakups.

Prior to joining Air Force, Toth spent five seasons at Fresno State, with the first four as the defensive coordinator while also coaching for the inside linebackers. His defense drew 17 All-Mountain West selections and one All-American in safety Phillip Thomas in 2012, a unanimous selection. Thomas was a finalist for the Jim Thorpe Award, won the CFP Defensive Back Trophy and was the Mountain West Defensive Player of the Year after leading the nation with eight interceptions.

After having only nine turnovers gained in 2011, the year before Toth's hiring, Fresno State came back in 2012 and recorded the greatest turnover turnaround in the FBS since the turn of the century. Finishing with 35 take-aways in 2012 (ranking fifth in the FBS), the Bulldogs' differential in turnovers gained in one season under Toth was plus-26.

His 2013 defense ranked sixth in the FBS with just over three sacks per game and 40 total on the year and also ranked fourth with 8.2 tackles for a loss per game. Over the 2012 and 2013

seasons, Fresno State and Stanford were the only schools in the country that ranked in the top 10 in sacks both seasons.

Prior to Fresno State, Toth coached at Texas A&M where he was the outside linebackers coach while also serving as the Aggies' special teams coordinator in 2010 and 2011.

In his first season with the Aggies, Toth oversaw the development of linebacker Von Miller, who captured the prestigious Butkus Award during an All-American campaign in 2010. Miller went on to be the No. 2 overall pick of the Denver Broncos in the 2011 NFL Draft. He was also responsible for coaching the No. 1 kicker in the nation and Lou Groza Award winner Randy Bullock.

Prior to his two seasons at Texas A&M, Toth was the defensive backs coach and special teams coach at The Citadel in 2009.

Toth gained three years of experience working as a defensive coordinator from 2006-08. In 2006, he was the defensive coordinator/defensive backs coach at Mercyhurst (Pa.) college and from 2007-08 he was Ashland (Ohio) University's defensive coordinator.



He has great knowledge of the secondary, as he coached the defensive backs at Elon (2005), defensive linemen at Ohio (2004) and defensive backs at Dakota State (2002). Toth was also the special teams coordinator at Elon, spent the 2003 season as the tight ends coach at Ohio and he was a defensive graduate assistant with the Bobcats from 2000-01.

A graduate of Ohio University in 1999 with a bachelor's degree in political science, Toth played running back and defensive back for the Bobcats from 1994-99. After graduating, he worked one year on the high school level before returning to Ohio as a graduate assistant. He earned his master's degree in athletic administration from Ohio in 2002.

Toth is a native of Cleveland, Ohio and was born on Oct. 16, 1975. He and his wife, Jennifer, have three sons; Nicholas IV, Michael and Johnathon, and one daughter, Susan.



**ANTHONY
TUCKER**

**RUNNING BACKS
1ST SEASON**

Education

Fresno State, 1999

Coaching Experience

Lakewood HS (CA)	2006-09
Passing Game/WRs	
Colorado	2010
Offensive Assistant	
Idaho State	2011-12
Wide Receivers	
Arkansas State	2013
Wide Receivers	
Arkansas State	2014-15
Running Backs	
Maryland	2016-17
Running Backs	
UCF	2018
Running Backs	



Anthony Tucker was named to the UCF Football staff in December of 2017.

Tucker entered his first season with one of the best running back stables in the nation, as the Knights went 12-0 won the American Athletic Conference Championship. The UCF rushing attack set a program record with 3,318 yards on the ground, while taking 24 carries to the end zone. Greg McCrae topped 1,000 yards on the season to lead all rushers. The sophomore finished second in the country with nearly nine yards per carry and 32nd with 91.8 yards per game. Adrian Killins Jr. earned a spot on The American Second Team. Out of the backfield, the running backs accounted for eight touchdowns and 729 yards on 31 receptions. In all, the running back totaled 51 of UCF's 106 plays of 20-yards or more, including 14 touchdowns. UCF totaled 545.4 yards of total offense per game, good for third nationally.

He comes to Orlando after serving two seasons as the running backs coach at Maryland. Prior to his time with the Terrapins, Tucker was a three-year member of the coaching staff at Arkansas State. He also has coaching experience at Idaho State and was on staff at Colorado.

During his first season with Maryland, Tucker helped lead a rushing offense that put up 2,594 yards and 26 rushing touchdowns. It was the first time the Terrapins had eclipsed 2500 rushing yards since 2003 and the most rushing TDs since the 2007 season.



In his three seasons with Arkansas State, Tucker coached the running backs (2014-15) and wide receivers (2013). The Red Wolves were extremely successful during Tucker's tenure at Arkansas State, winning the 2013 Sun Belt Conference title and earning trips to bowl games in all three seasons. In 2015, Tucker's running backs helped set school records for points scored and touchdowns, while rushing for 3,007 yards and averaging 4.95 yards per carry. The Red Wolves were No. 15 in the nation for rushing offense. In 2014, the Red Wolves set a school record for total offense and ranked No. 25 in the nation in rushing offense.

At Idaho State, Tucker coached wide receivers on a squad that was among the top 10 in the nation in passing in back-to-back seasons. Tucker was an offensive technical assistant at Colorado in 2010. He coached the wide receivers and was the

passing game coordinator at Lakewood (Calif.) High School from 2006-09.

Prior to joining the coaching ranks, Tucker played professional football. He signed as a free agent with the New York Giants in 1999 and earned a practice squad spot in 2000. He played for the Amsterdam Admirals of NFL Europe in 2001 and signed with the St. Louis Rams in 2002 before suffering a career-ending injury.

Tucker holds a bachelor's degree from Fresno State, where he was a two-year starter at wide receiver. He was a WAC Scholar-Athlete, three-time member of the Dean's List and was once a member of the President's List by virtue of having a 4.0 GPA.



DARRELL WYATT

WIDE RECEIVERS
1ST SEASON

Education

Kansas State, 1989

Coaching Experience

Trinity Valley CC	1989-91
	Wide Receivers
Sam Houston State	1992-94
	Wide Receivers
Wyoming	1995
	Wide Receivers
Baylor	1996
	Wide Receivers
Tampa Bay Bucs	1996
	Intern
Kansas	2000
	Asst. HC/WRs
Denver Broncos	1998-99
	Intern
Kansas	2000
	Assoc. HC/OC/WRs
Oklahoma State	2001
	Passing Game/WRs
Oklahoma	2002-04
	Wide Receivers
Oklahoma	2005
	Passing Game/WRs
Philadelphia Eagles	2005
	Intern
Minnesota Vikings	2006
	Wide Receivers
Arizona	2007
	Passing Game/WRs
Southern Miss.	2008-09
	Assoc. HC/OC/WRs
Kansas	2010
	co-OC/WRs
Texas	2011-12
	co-Recruiting/WRs
Texas	2013
	co-OC/WRs
Oklahoma State	2015
	Offensive Analyst
Houston	2016
	Recruiting/WRs
Arkansas State	2017
	Offensive Assistant
UCF	2018
	Wide Receivers



Darrell Wyatt was named to the UCF Football staff in December of 2017.

Wyatt's first season at UCF featured a host of weapons on the perimeter, as the Knights went 12-0 and won the American Athletic Conference Championship. Led by the receiving combination of Gabriel Davis, Dredrick Snelson and Tre Nixon, the wideouts totaled 1,535 yards and 16 touchdowns on the year. The receiving corps was the catalyst for explosive plays this season. Forty of UCF's 106 plays of 20 yards or more came from the receivers, including a season-long reception of 75 yards from McKenzie Milton to Davis against Memphis. The Knights ranked eighth in the nation with 15.22 yards per completion and 30th in passing offense with 269 yards per game. UCF totaled 545.4 yards of total offense per game, good for third nationally. Davis led the team with 756 yards on 50 catches and earned Second Team honors from The American.

Wyatt came to Orlando after a stint on the staff Arkansas State, serving as an offensive assistant. The Red Wolves produced a Top 5 passing offense and a Top 20 total offense during his season with the squad. Prior to his time with the Red Wolves, Wyatt worked at Houston, serving as the wide receivers coach and recruiting coordinator in 2016. UH featured the No. 17-ranked passing offense in the nation in 2016.

Wyatt is a 29-year veteran of collegiate coaching, taking part in numerous New Year's Six bowl games throughout his career. He has multiple years of experience as an offensive coordinator as well.

Wyatt was an offensive analyst at Oklahoma State in 2015, when the Cowboys went to the Allstate Sugar Bowl and ranked No. 7 in the nation in passing yards and No. 14 in scoring offense.

Wyatt was on the coaching staff at Texas from 2011 through 2013. He was co-offensive coordinator and wide receivers coach for the Longhorns in 2013, while serving as co-recruiting coordinator and wide receivers coach in 2011 and 2012. During his time at Texas, Wyatt's wide receivers earned five All-Big 12 accolades. With Wyatt's help as co-recruiting coordinator, the 2012 Texas signing class was ranked No. 2 in the nation.

In 2008-09, Wyatt was the associate head coach/offensive coordinator/wide receivers coach at Southern Miss. The Golden Eagles were No. 18 in the nation in scoring offense and No. 31 in total offense in 2009. In 2008, Southern Miss broke 36 offensive school records en route to the No. 20 total offensive output in the country.

Wyatt also has coaching experience with the University of Kansas, the University of Arizona, the Minnesota Vikings, Oklahoma, Baylor, Wyoming, Sam Houston State and Trinity Valley Community College.

Wyatt is a graduate of Kansas State University, where he played for two seasons after transferring from Trinity Valley Community College.



NUMERICAL ROSTER

No.	Name	Pos.	Ht.	Wt.	Year	Hometown/High School (Previous School)
2	Otis Anderson	RB/WR	5-11	174	So.	Jacksonville, Fla./University Christian
3	Jaquarius Bargnare	WR	5-9	184	r-So.	Orlando, Fla./Dr. Phillips
3	Antwan Collier	DB	6-3	195	So.	Miami, Fla./Miami Southridge
4	Taj McGowan	RB	6-1	210	Sr.	Hollywood, Fla./Hallandale
5	Dredrick Snelson	WR	6-0	206	Jr.	Miami, Fla./Flanagan
6	Brendon Hayes	DL	6-3	293	r-Jr.	New Orleans, La./Brother Martin
6	Tristan Payton	WR	6-0	196	Sr.	Jacksonville, Fla./First Coast
7	Kenny Turnier	DL	6-3	265	r-So.	Miami, Fla./Miami Central (Oregon St/Ventura)
8	Darriel Mack Jr.	QB	6-3	230	r-Fr.	Norfolk, Va./Norview
8	Zamari Maxwell	DB	6-1	175	r-Fr.	Largo, Fla./Pinellas Park
9	Trysten Hill	DL	6-2	315	Jr.	Lee, Fla./Suwannee
9	Adrian Killins Jr.	RB	5-8	164	Jr.	Daytona Beach, Fla./Mainland
10	Titus Davis	DL	6-3	250	Sr.	Atlanta, Ga./Stockbridge
10	McKenzie Milton	QB	5-11	185	Jr.	Kapolei, Hawaii/Mililani
11	Cam Stewart	WR	6-3	203	Sr.	Snellville, Ga./Shiloh
11	Matthew Wright	PK	6-0	179	r-Sr.	Lancaster, Pa./Mapeter-Strasburg
12	Quadry Jones	QB	6-0	176	Fr.	Orlando, Fla./Jones
12	Eric Mitchell	LB	6-2	238	r-So.	Miami, Fla./Miami Central
13	Bryon Brown	DB	6-1	176	r-So.	Miami, Fla./Norland
13	Gabriel Davis	WR	6-3	212	So.	Sanford, Fla./Seminole
14	Nevelle Clarke	DB	6-1	187	r-Jr.	Miami, Fla./Taravella
14	Hayden Kingston	QB	5-11	194	r-So.	Melbourne, Fla./Viera (Wake Forest)
15	Brett Bell	TE	6-6	261	r-So.	Wichita, Kan./Bishop Carroll (Hutchinson CC)
16	Demetrious Mayes Jr.	LB	6-2	240	Fr.	Miami, Fla./Northwestern
16	Tre Nixon	WR	6-2	180	r-So.	Viera, Fla./Viera (Mississippi)
17	Marlon Williams	WR	6-0	222	So.	Mobile, Ala./McGill-Toolen
18	Dyllon Lester	DB	6-0	190	Fr.	Plantation, Fla./American Heritage
19	Trey Green	DB	6-0	175	Fr.	Belle Glade, Fla./Glades Central
20	Brandon Moore	DB	6-0	186	r-So.	Sanford, Fla./Seminole
21	Rashard Causey	DB	6-0	195	Sr.	Miami, Fla./St. Thomas Aquinas
21	Dontay Mayfield	WR	6-1	204	r-So.	Homestead, Fla./Gulliver Prep
22	Kalia Davis	LB	6-2	266	r-Fr.	Pensacola, Fla./West Florida Tech
24	Gabriel Luyanda	LB	6-5	250	Sr.	Tampa, Fla./King (Garden City CC)
24	Bentavious Thompson	RB	6-1	197	r-Fr.	Miami, Fla./Miami Southridge
25	Kyle Gibson	DB	6-0	184	r-Sr.	Tampa, Fla./Armwood
26	Jermaine McMillian	DB	6-2	195	Fr.	Miami, Fla./Booker T. Washington
27	Richie Grant	DB	6-0	194	r-So.	Fort Walton Beach, Fla./Choctawhatchee
28	Shawn Burgess-Becker	LB	6-2	224	r-Jr.	Miami, Fla./Monarch (Alabama)
29	Keenan Johnson	DB	6-0	190	Sr.	Oakland, Calif./San Lorenzo (College of San Mateo)
30	Greg McCrae	RB	5-10	175	So.	Miami, Fla./Miramar
30	Alex Swenson	DB	6-2	190	r-Fr.	Oviedo, Fla./Hagerty
31	Aaron Robinson	DB	6-1	193	r-So.	Deerfield Beach, Fla./Deerfield Beach (Alabama)
32	Alex Ward	SN	6-4	220	r-Fr.	Fort Walton Beach, Fla./Choctawhatchee
33	Jarrion Finley	RB	5-6	160	Fr.	Jacksonville, Fla./Duval Charter
33	Monterious Loggins	LB	6-0	245	r-So.	Crawfordville, Fla./Wakulla
34	Trillion Coles	RB	5-8	180	Fr.	Orlando, Fla./Bishop Moore
34	Jon Powell	DB	5-11	210	r-Fr.	Orlando, Fla./University
35	Dedrick Bacote-Sweat	DL	6-2	231	r-So.	Virginia Beach, Va./Ocean Lakes
36	Kyle Benkel	WR	5-9	184	r-So.	Winter Park, Fla./Winter Park
36	Josh Kelly	DB	6-1	200	r-Fr.	Oviedo, Fla./Hagerty
37	Derek Gainous	DB	6-0	183	Fr.	Miami, Fla./Miami
37	Andrew Osteen	P	6-1	160	Fr.	Enterprise, Fla./Enterprise
38	Caden Larkin	DB	5-9	180	Fr.	Satellite Beach, Fla./Satellite
38	Jonathan Moore	WR	5-9	180	Fr.	Norcross, Ga./Greater Atlanta Christian
39	Palmer Bachelder	DB	5-11	190	Fr.	Augusta, Ga./Augusta Day Prep
39	Dylan Barnas	PK	5-8	175	r-Jr.	Merritt Island, Fla./Merritt Island (Mars Hill)
40	Eriq Gilyard	LB	5-11	228	Fr.	Jacksonville, Fla./Trinity Christian Academy
41	Elijah Benoit	DB	6-0	170	r-Fr.	Brandon, Fla./Seffner Christian (Florida Tech)
42	Rahsaan Lewis	DB	5-11	180	Fr.	Windermere, Fla./Windermere Prep
42	Tyler Williams	TE	6-1	220	r-Fr.	St. Cloud, Fla./St. Cloud
43	Aaron Cochran	DL	6-2	301	Sr.	Atlanta, Ga./Hapeville Charter
44	Nate Evans	LB	6-1	241	Jr.	Waggaman, La./John Curtis
45	Lyston Barber	LB	6-0	180	r-Fr.	Ocoee, Fla./Ocoee
45	Jason Colubiale	WR	6-0	185	r-Fr.	Daytona Beach, Fla./Mainland (Mercyhurst)
46	Davonchae Bryant	DL	6-7	275	Fr.	Pensacola, Fla./Pensacola
46	Nykie Marion	WR	5-7	160	Fr.	Orlando, Fla./East River
47	Jonathan Gebka	DB	6-1	177	r-So.	Boca Raton, Fla./Olympic Heights
47	Caleb Perez	SN	6-1	232	r-Sr.	Palm Beach Gardens, Fla./Palm Beach Gardens
48	Mac Loudermilk	P	6-1	234	r-Sr.	Valdosta, Ga./Valdosta
49	Dedrick Canady	DL	6-2	245	r-So.	Jacksonville, Fla./West Nassau (Mount Union)
49	Connor Piazza	PK	5-10	170	Fr.	Eustis, Fla./Eustis
51	Darius East	LB	5-8	220	So.	Orlando, Fla./Lake Nona
52	Isaiah Brown	LB	6-2	215	Fr.	Pensacola, Fla./Pensacola
53	Tyler Hudanick	OL	6-5	312	Sr.	Harmony, Pa./Seneca Valley
53	Randy Shannon Jr.	LB	5-9	210	r-So.	Miami, Fla./Coral Reef
54	A.J. Wooten	DL	6-5	285	r-Sr.	Alapaha, Ga./Berrien
55	Ike Walker	DL	6-4	350	Fr.	Gainesville, Fla./St. Francis Catholic
56	Lamarius Benson	OL	6-3	321	Fr.	Covington, Ga./Eastside

ALPHABETICAL ROSTER

No.	Name	Pos.
84	Ke'von Ahmad	Wide Receiver
2	Otis Anderson	Wide Receiver/Running Back
39	Palmer Bachelder	Defensive Back
64	Kyle Back	Offensive Line
35	Dedrick Bacote-Sweat	Defensive Line
45	Lyston Barber	Linebacker
3	Jaquarius Bargnare	Wide Receiver
39	Dylan Barnas	Placekicker
15	Brett Bell	Tight End
36	Kyle Benkel	Wide Receiver
41	Elijah Benoit	Defensive Back
56	Lamarius Benson	Offensive Line
99	Tyrese Black	Defensive Line
61	Parker Boudreaux	Offensive Line
13	Bryon Brown	Defensive Back
52	Isaiah Brown	Linebacker
77	Jake Brown	Offensive Line
46	Davonchae Bryant	Defensive Line
28	Shawn Burgess-Becker	Linebacker
92	Austin Camden	Defensive Line
49	Dedrick Canady	Defensive Line
21	Rashard Causey	Defensive Back
58	Randy Charlton	Defensive Line
97	Mason Cholewa	Defensive Line
14	Nevelle Clarke	Defensive Back
43	Aaron Cochran	Defensive Line
34	Trillion Coles	Running Back
3	Antwan Collier	Defensive Back
62	Edward Collins	Offensive Line
71	James Collins	Offensive Line
45	Jason Colubiale	Wide Receiver
86	Michael Colubiale	Tight End
91	Joey Connors	Defensive Line
13	Gabriel Davis	Wide Receiver
22	Kalia Davis	Linebacker
10	Titus Davis	Defensive Line
80	Chris DeLoach	Tight End
63	Evan Dvorchik	Long Snapper
51	Darius East	Linebacker
79	Trevor Elbert	Offensive Line
44	Nate Evans	Linebacker
57	Tye Farmer	Linebacker
33	Jarrion Finley	Running Back
37	Derek Gainous	Defensive Back
47	Jonathan Gebka	Defensive Back
25	Kyle Gibson	Defensive Back
40	Eriq Gilyard	Linebacker
75	Bailey Granier	Offensive Line
27	Richie Grant	Defensive Back
19	Trey Green	Defensive Back
81	Alex Harris	Wide Receiver
87	Jacob Harris	Wide Receiver
6	Brendon Hayes	Defensive Line
88	Jake Hescok	Tight End
9	Trysten Hill	Defensive Line
92	Alec Holler	Tight End
53	Tyler Hudanick	Offensive Line
73	Samuel Jackson	Offensive Line
56	Pat Jasinski	Linebacker
72	Jordan Johnson	Offensive Line
29	Keenan Johnson	Defensive Back
82	Kenyon Johnson	Wide Receiver
12	Quadry Jones	Quarterback
36	Josh Kelly	Defensive Back
9	Adrian Killins Jr.	Running Back
14	Hayden Kingston	Quarterback
38	Caden Larkin	Defensive Back
18	Dyllon Lester	Defensive Back
42	Rahsaan Lewis	Defensive Back
33	Monterious Loggins	Linebacker
48	Mac Loudermilk	Punter
24	Gabriel Luyanda	Linebacker
90	Jonathon MacCollister	Tight End
8	Darriel Mack Jr.	Quarterback
66	Chidoziri Maghiro	Offensive Line
46	Nykie Marion	Wide Receiver
8	Zamari Maxwell	Defensive Back
16	Demetrious Mayes Jr.	Linebacker



NUMERICAL ROSTER

56	Pat Jasinski	LB	6-1	236	Sr.	Roswell, Ga./Blessed Trinity
57	Tye Farmer	LB	5-11	245	r-Fr.	Ocala, Fla./Vanguard
58	Randy Charlton	DL	6-3	258	Fr.	Miami, Fla./Southridge
58	Eric Seidelman	OL	6-3	293	Fr.	Orlando, Fla./Bishop Moore
59	C.J. Reeves	LB	6-2	210	Fr.	Orlando, Fla./Boone
60	Josh McMullen	OL	6-5	290	Jr.	Decatur, Miss./East Webster (East Central CC)
61	Parker Boudreaux	OL	6-4	301	r-So.	Winter Garden, Fla./Bishop Moore (Notre Dame)
62	Edward Collins	OL	6-6	310	Fr.	Birmingham, Ala./Ramsay
63	Evan Dvorchik	SN	6-1	230	Fr.	Lake Mary, Fla./Lake Mary Prep
64	Kyle Back	OL	6-4	290	r-Fr.	Lutz, Fla./Cambridge Christian
65	Cole Schneider	OL	6-4	312	r-Fr.	Fort Myers, Fla./Riverdale
66	Chidoziri Maghiro	OL	6-5	310	Fr.	Fort Lauderdale, Fla./St. Thomas Aquinas
69	Steven Moss	LB	5-11	216	r-Fr.	Stuart, Fla./Martin County
70	Luke Palmer	OL	6-3	327	r-Sr.	Wauchula, Fla./Hardee
71	James Collins	OL	6-5	311	Fr.	Chesapeake, Va./Oscar Frommel Smith
72	Jordan Johnson	OL	6-2	320	Jr.	Jacksonville, Fla./Ed White
73	Samuel Jackson	OL	6-6	335	So.	Bradenton, Fla./Lakewood Ranch
75	Bailey Granier	OL	6-6	330	r-Sr.	Galliano, La./South LaFourche (Vanderbilt)
77	Jake Brown	OL	6-3	305	r-Jr.	Encinitas, Calif./La Costa Canyon
78	Wyatt Miller	OL	6-4	306	r-Sr.	Douglas, Ga./Coffee
79	Trevor Elbert	OL	6-5	312	r-Jr.	Rockwall, Texas/Heath (Ventura CC/Texas A&M)
80	Chris DeLoach	TE	6-5	257	Jr.	Columbus, Miss./Columbus (East Central CC)
81	Alex Harris	WR	6-0	192	r-So.	Kearney, Neb./Kearney
82	Kenyon Johnson	WR	5-10	175	r-Fr.	Clermont, Fla./Lake Minneola
83	Elijah Spann	WR	5-6	165	r-Sr.	Tampa, Fla./Tampa Bay Tech
84	Ke'von Ahmad	WR	6-0	195	Fr.	Colleyville, Texas/Heritage
85	Tristan Reaves	WR	6-3	216	r-Sr.	St. Cloud, Fla./Harmony
86	Michael Colubiale	TE	6-1	223	r-Sr.	Port Orange, Fla./Spruce Creek
87	Jacob Harris	WR	6-5	211	r-Jr.	Palm Harbor, Fla./Palm Harbor (Western Ky.)
88	Jake Hescocock	TE	6-7	252	r-So.	Pittsfield, Mass./Salisbury School (Wisconsin)
89	Anthony Roberson	TE	6-5	240	r-So.	Richmond, Va./Benedictine
90	Jonathon MacCollister	TE	6-3	247	r-Fr.	Orlando, Fla./Bishop Moore (Notre Dame)
91	Joey Connors	DL	6-1	313	r-Sr.	Powder Springs, Fla./Harrison
92	Austin Camden	DL	6-3	256	r-Fr.	Altamonte Springs, Fla./Lyman
92	Alec Holler	TE	6-2	225	Fr.	Winter Park, Fla./Trinity Prep
93	Landon Woodson	DL	6-6	241	Fr.	Fredericksburg, Va./Stafford
94	Anthony Montalvo	DL	6-3	283	r-Fr.	Tampa, Fla./Sickles
95	Jeremiah Zio	DL	6-8	250	r-Fr.	St. Petersburg, Fla./Admiral Farragut Academy
96	Stephon Zayas	LB	6-6	235	r-Fr.	Ft. Lauderdale, Fla./Dillard
97	Mason Cholewa	DL	6-7	280	r-Fr.	McKees Rocks, Pa./Montour
99	Tyrese Black	DL	6-5	290	Fr.	McDonough, Ga./Eagles Landing Christian Academy

Coaching Staff

Josh Heupel - Head Coach
 Randy Shannon - Defensive Coordinator
 Corey Bell - Cornerbacks
 Shane Burnham - Defensive-Line
 Jon Cooper - Tight Ends
 Glen Elarbee - Offensive-Line
 Jeff Lebby - Quarterbacks
 Willie Martinez - Assistant Head Coach/Secondary
 Nick Toth - Special Teams Coordinator
 Anthony Tucker - Running Backs
 Darrell Wyatt - Wide Receivers
 Tony Gilbert - Defensive Quality Control
 Ian Scott - Defensive Quality Control
 Matt O'Brien - Offensive Quality Control
 Cliff Odum - Special Teams Quality Control
 Kurt Schmidt - Director of Sports Performance
 Rodney Hill - Assistant Director of Sports Performance, Football
 Dave Young - Assistant Director of Sports Performance, Football
 Derek Owings - Assistant Director of Sports Performance - Football
 Billy Ray Johnson - Chief of Staff/Director of Football Operations
 Cameron Coffman - Assistant Director of Football Operations
 Brandon Lawson - Director of Player Personnel
 Marc Votteler - Assistant Director of Player Personnel
 Makenzie Franklin - Director of On-Campus Recruiting
 Steve Smith - Director of Player Development
 Jamie Schultz - Defensive Graduate Assistant
 Micah James - Offensive Graduate Assistant
 Mitch Militello - Offensive Graduate Assistant

ALPHABETICAL ROSTER

21	Dontay Mayfield	Wide Receiver
30	Greg McCrae	Running Back
4	Taj McGowan	Running Back
26	Jermaine McMillian	Defensive Back
60	Josh McMullen	Offensive Line
78	Wyatt Miller	Offensive Line
10	McKenzie Milton	Quarterback
12	Eric Mitchell	Linebacker
94	Anthony Montalvo	Defensive Line
20	Brandon Moore	Defensive Back
38	Jonathan Moore	Wide Receiver
69	Steven Moss	Linebacker
16	Tre Nixon	Wide Receiver
37	Andrew Osteen	Punter
70	Luke Palmer	Offensive Line
6	Tristan Payton	Wide Receiver
47	Caleb Perez	Long Snapper
49	Connor Piazza	Placekicker
34	Jon Powell	Defensive Back
85	Tristan Reaves	Wide Receiver
59	C.J. Reeves	Linebacker
89	Anthony Roberson	Tight End
31	Aaron Robinson	Defensive Back
65	Cole Schneider	Offensive Line
58	Eric Seidelman	Offensive Line
53	Randy Shannon	Linebacker
5	Dredrick Snelson	Wide Receiver
83	Elijah Spann	Wide Receiver
11	Cam Stewart	Wide Receiver
30	Alex Swenson	Defensive Back
24	Bentavious Thompson	Running Back
7	Kenny Turnier	Defensive Line
55	Ike Walker	Defensive Line
32	Alex Ward	Long Snapper
17	Marlon Williams	Wide Receiver
42	Tyler Williams	Tight End
93	Landon Woodson	Defensive Line
54	A.J. Wooten	Defensive Line
11	Matthew Wright	Placekicker
96	Stephon Zayas	Linebacker
96	Jeremiah Zio	Defensive Line

Pronunciations

Ke'von Ahmad	KAY-von, ah-MAHD
Dedrion Bacote-Sweet	DEE-dree-on buh-COAT SWET
Mason Cholewa	chuh-LEE-wah
Nevelle Clarke	nuh-VELL
Michael Colubiale	kuh-LOO-bee-AL-ee
Kalia Davis	kuh-LEE-uh
Derek Gainous	GAY-niss
Eriq Gilyard	Eric, GILL-yurd
Bailey Grainer	grahn-YAY
Tyler Hudanick	hoo-DAN-ick
Gabriel Luyanda	loo-YAHN-duh
Darriel Mack Jr.	DARE-ull
Zamari Maxwell	zuh-MAR-ee
Taj McGowan	mick-GOW-in
Eric Seidelman	SY-dull-min
Bentavious Thompson	ben-TAY-vee-us
Kenny Turnier	tSUN-YAY
Stephon Zayas	STEPH-on ZAY-us



DEPTH CHART

offense

POS	#	PLAYER	CL	HT	WT	PLAYER NOTES
LT	78	Wyatt Miller	r-Sr.	6-4	306	Second Team All-Conference in The American; Started 46 straight games for the Knights
	79	Trevor Elbert	r-Jr.	6-5	312	Spent time at Texas A&M and Ventura Community College before transferring to UCF
LG	53	Tyler Hudanick	Sr.	6-5	312	Started at left guard in nine of 12 games in 2018
	61	Parker Boudreaux	r-So.	6-4	301	Sat out last season after transferring from Notre Dame
C	72	Jordan Johnson	Jr.	6-2	320	First Team All-Conference center; Started all 12 games at center in 2018; Rimington Trophy Watch List
	70	Luke Palmer	r-Sr.	6-3	327	Has played in 45 games in his career
RG	65	Cole Schneider	r-Fr.	6-4	312	First Team All-Conference; USA Today Freshman All-American; Has started 11 of 12 games in 2018
	or 75	Bailey Granier	r-Sr.	6-6	330	Played in 24 games in three seasons at Vanderbilt; Started four games and played in all 12 in 2018
RT	77	Jake Brown	r-Jr.	6-3	305	First Team All-Conference; Started all 12 games of 2018 at right tackle
	60	Josh McMullen	Jr.	6-5	290	First Team Junior College honors after starting 11 games as a sophomore at East Central CC in 2017
TE	86	Michael Colubiale	r-Sr.	6-1	223	Honorable Mention All-Conference; Has 18 catches for 258 yards and three TDs in 2018
	88	Jake Hescock	r-So.	6-7	252	Had first career catch at S. Florida; Caught first career touchdown in championship win over Memphis
WR	13	Gabriel Davis	So.	6-3	212	Second Team All-Conference; Leads UCF with 50 catches, 756 yards and six touchdowns in 2018
	11	Cam Stewart	Sr.	6-3	203	Made six catches for 197 yards and scored first career touchdown as a junior in 2017
or 84	Ke'von Ahmad	Fr.	6-0	195	Recorded 98 catches for 1,604 yards and 16 TDs as a senior at Colleyville, Texas' Heritage High in 2017	
Slot	5	Dredrick Snelson	Jr.	6-0	206	Currently ninth all-time at UCF with a reception in 26 straight games; 41 catches, 664 yards, 5 TDs in 2018
	17	Marlon Williams	So.	6-0	222	Has caught 18 balls for 234 yards and one touchdown in 2018
WR	16	Tre Nixon	r-So.	6-2	180	Immediately eligible transfer from Ole Miss; Has hauled in 40 balls for 562 yards and 4 TDs in 2018
	6	Tristan Payton	Sr.	6-0	196	Multi-talented player who has spent time as receiver, returner, defensive back and thrown passes
QB	8	Darriel Mack Jr.	r-Fr.	6-3	230	MVP of The American Championship with 348 passing yards and six total touchdowns
	12	Quadry Jones	Fr.	6-0	176	Led Jones High School to 10-3-1 record and district title as a senior in 2017
RB	9	Adrian Killins Jr.	Jr.	5-8	164	Second Team All-Conference; Has rushed for 698 yards and has 8 total touchdowns in 2018
	4	Taj McGowan	Sr.	6-1	210	Has rushed for 464 yards and seven TDs in 2018
30	Greg McCrae	So.	5-10	175	Former walk-on earned scholarship in 2018; Leads team with 1,101 rushing yards, 9.0 ypc, 9 total TDs	
UTL	2	Otis Anderson	So.	5-11	174	Will line up everywhere; Scored seven total touchdowns in 2018

defense

POS	#	PLAYER	CL	HT	WT	PLAYER NOTES
DE	10	Titus Davis	Sr.	6-3	250	Second Team All-Conference; Has 59 tackles, team-leading 16.0 TFLs, 6.5 sacks, two forced fumbles
	24	Gabriel Luyanda	Sr.	6-5	250	Has 15 tackles with 1.5 TFLs, one sack and three QB hurries in 2018; Started first game of 2018 vs. SMU
or 7	Kenny Turnier	r-So.	6-3	265	Recorded six tackles and two sacks in first season at UCF	
DT	54	A.J. Wooten	r-Sr.	6-5	285	Has started 11 games at defensive tackle in 2018; Has three blocked kicks in career
	or 9	Trysten Hill	Jr.	6-2	315	Second Team All-Conference in The American in 2017; Has 10.0 TFLs and 3.0 sacks in 2018
DT	91	Joye Connors	r-Sr.	6-1	313	Four QB hurries, three pass break-ups, 27 tackles, 4.0 TFLs, 1.5 sacks, 1 fumble recover and a blocked kick
	43	Aaron Cochran	Sr.	6-2	301	Recorded 15 tackles, half a tackle-for-loss and three quarterback hurries in 2018
DE	6	Brendon Hayes	r-Jr.	6-3	293	Second Team All-Conference; Has started 11 of 12 games with 37 tackles, 8.0 TFLs and three sacks in 2018
	or 58	Randy Charlton	Fr.	6-3	258	Started first career game at UConn; Recorded first career sack vs. Pittsburgh; Has 21 tackles and 3.0 TFLs
SLB	28	Shawn Burgess-Becker	r-Jr.	6-2	224	Returned first career interception for a touchdown vs. FAU; Also has 13 tackles and two TFLs in 2018
	22	Kalia Davis	r-Fr.	6-2	266	Has 17 tackles and 2.5 TFLs in 2018
MLB	56	Pat Jasinski	Sr.	6-1	236	Second Team All-Conference; Has had 61 tackles, 5.0 TFLs, an INT, two FF and a fumble recovery in 2018
	40	Eriq Gilyard	Fr.	5-11	228	Has totaled 38 tackles and 5.0 TFLs in 2018; Made first career start vs. Navy
WLB	44	Nate Evans	Jr.	6-1	241	First Team All-Conference; Has recorded 90 tackles, 9.0 TFLs, 2.5 sacks, one forced fumble and two recoveries
	or 12	Eric Mitchell	r-So.	6-2	238	Snagged first career interception vs. FAU and had first career sack vs. SMU; Has 40 total tackles in 2018
CB	14	Nevelle Clarke	r-Jr.	6-1	187	First Team All-Conference; 40 total tackles, 4.0 TFLs, 1.0 sack, 12 PBUs and two interceptions in 2018
	31	Aaron Robinson	r-So.	6-1	193	Made return to field vs. SMU after getting injured in first play of season at UConn
SS	25	Kyle Gibson	r-Sr.	6-0	184	First Team All-Conference in 2017; Has had 83 tackles, 4.5 TFLs, 6 PBUs and one interception in 2018
	3	Antwan Collier	So.	6-3	195	Had the interception to end the Peach Bowl; Also had first pick of 2018 vs. SC State; 30 tackles, 1.5 TFLs
FS	27	Richie Grant	r-So.	6-0	194	First Team All-Conference; Leads UCF with 102 tackles and ranks third in the nation with six interceptions
	37	Derek Gainous	Fr.	6-0	183	Led Miami Central to the Class 8A State Semifinals, finishing with 43 tackles
CB	20	Brandon Moore	r-So.	6-0	186	Honorable Mention All-Conference; Has 41 tackles, 1.0 tackle-for-loss and nine pass break-ups in 2018
	19	Trey Green	Fr.	6-0	175	All-State honoree out of Glades Central
Nick	21	Rashard Causey	Sr.	6-0	195	Has forced three fumbles to go with 43 tackles, 4.0 tackles-for-loss and two sacks in 2018
	29	Keenan Johnson	Sr.	6-0	190	Started three times at nickel in 2018; Has 17 tackles, two break-ups and a fumble recovery this season

special teams

POS	#	PLAYER	CL	HT	WT	PLAYER NOTES
PK	11	Matthew Wright	r-Sr.	6-0	179	Second Team All-Conference; The all-time leader in program history for career points and extra points made
	39	Dylan Barnas	r-Jr.	5-8	175	Back-up placekicker in 2017; Played at Marsh Hill and Merritt Island High School prior to coming to UCF
P	48	Mac Loudermilk	Sr.	6-1	234	4,231 career punting yards ranks 6th in UCF history; Has averaged 42.6 yards per punt this season
	39	Dylan Barnas	r-Jr.	5-8	175	Spent the 2017 season as the back-up placekicker
SN	47	Caleb Perez	r-Sr.	6-1	232	Hasn't had a bad snap in two seasons as long snapper; Has also worked as a linebacker with the Knights
	32	Alex Ward	r-Fr.	6-4	220	Snapped at Choctawhatchee High School; Graduated Summa Cum Laude; Spent 2017 as backup snapper
H	48	Mac Loudermilk	r-Sr.	6-1	234	2018 Mortell Holder of the Year Award Winner
	81	Alex Harris	r-So.	6-0	192	Also plays wide receiver for the Knights



Rashard CAUSEY

miami, fla. | st. thomas aquinas

SR DB 6-0 195
#21

SENIOR (2018)

- Played in all 12 games, starting five at nickel
- Made 43 total tackles on the season, 34 solo
- Tied for the team lead forcing three fumbles and recovered one
- Broke up six passes
- Recorded two sacks and had four tackles-for-loss
- Is now tied for eighth all-time at UCF for forced fumbles in a single-season with three
- UConn (8/30): Forced a fumble and had three total tackles
- SMU (10/6): Forced a fumble and had three solo tackles
- ECU (10/20): Broke up two passes, forced a fumble, and had five tackles
- Temple (11/1): Broke up two passes and had four solo tackles
- Memphis (12/1): Had eight total tackles including one for a loss of six yards and broke up his sixth pass of the season

JUNIOR (2017)

- Played in 12 games as a defensive back
- Tallied 10 tackles, including six unassisted stops
- FIU (8/31): Had a season-best three tackles, including two solo
- at Maryland (9/23): Came up with two stops, one unassisted
- ECU (10/14): Recorded two tackles, including one unassisted

SOPHOMORE (2016)

- Played in all 13 games at cornerback
- Cincinnati (11/12): Had one tackle

FRESHMAN (2015)

- Saw time in six games at cornerback
- Tulane (10/3): Made collegiate debut
- UConn (10/10): Notched first tackle
- East Carolina (11/19): Came through with four tackles (two solo)

HIGH SCHOOL

- Coached by Rocco Casullo at St. Thomas Aquinas
- A four-star product according to ESPN, which also listed him as the 22nd best cornerback in the nation, the 46th best player in the state and No. 247 in the ESPN 300
- Had three stars from Rivals and 247Sports
- Selected to play in the 2015 Semper Fidelis All-American Bowl
- Helped guide St. Thomas Aquinas to the 2014 FHSAA 7A state championship, as the defense gave up just 20 points in five games in the playoffs
- Started his high school career at University School of Nova Southeastern in Fort Lauderdale, capturing the 2012 FHSAA 3A state title
- Produced 40 tackles and four interceptions as a junior, and three picks as a sophomore

CAREER STATS

TACKLES	g	ua	a	total	tfl	pd	ff	fr	blk	qbh
2015	6	3	2	5	0.0	0	0	0	0	0
2016	13	1	0	1	0.0	0	0	0	0	0
2017	12	6	4	10	0.0	0	0	0	0	0
2018	12	34	9	43	4.0	6	3	1	0	2
TOTAL	43	44	15	59	4.0	6	3	1	0	2

SACKS	g	ua	a	total	yards
2015	6	0	0	0.0	0
2016	13	0	0	0.0	0
2017	12	0	0	0.0	0
2018	12	2	0	2.0	9
TOTAL	43	2	0	2.0	9

CAREER HIGHS

Defense	
Tackles	8 Memphis (12/1/18)
Tackles-For-Loss	1.0 4x, last Memphis (12/1/18)
Sacks	1.0 2x, last Memphis (12/1/18)
Pass Breakups	2 2x, last Temple (11/1/18)
Interceptions	-- --
Forced Fumbles	1 3x, last at ECU (10/20/18)
Fumbles Recovered	1 at ECU (10/20/18)



Randy CHARLTON

miami, fla. | southridge

FR LB 6-3 235
#58

FRESHMAN (2018)

- Played in all 12 games, starting one
- Recorded 21 tackles on the season, 10 solo
- Recorded three tackles for loss totaling 10 yards
- UConn (8/30): Started in first collegiate game
- Pitt (9/29): Registered first career sack for a six-yard loss

HIGH SCHOOL

- Named Honorable Mention All-State as a junior at Southridge
- Recorded double-digit sacks during his junior season for the Spartans
- Helped lead his team to the 2017 Regional Semifinals

CAREER STATS

TACKLES	g	ua	a	total	tfl	pd	ff	fr	blk	qbh
2018	12	10	11	21	3.0	2	0	0	0	3
TOTAL	12	10	11	21	3.0	2	0	0	0	3

SACKS	g	ua	a	total	yards
2018	12	1	0	1.0	6
TOTAL	12	1	0	1.0	6

CAREER HIGHS

Defense	
Tackles	3 2x, last Pitt (9/29/18)
Tackles-For-Loss	2.0 Pitt (9/29/18)
Sacks	1.0 Pitt (9/29/18)
Pass Breakups	1 2x, last Cincinnati (11/17/18)
Interceptions	-- --
Forced Fumbles	-- --
Fumbles Recovered	-- --



Mason CHOLEWA

mckees rocks, pa. | montour

r-FR DL 6-7 270
#97

R-FRESHMAN (2018)

- Played in nine games, starting one
- Recorded eight total tackles on the season and broke up three passes
- UConn (8/30): Made collegiate debut
- Pitt (9/29): Had half a tackle-for-loss
- Navy (11/10): Made first career start

FRESHMAN (2017)

- Spent the season on the scout team

HIGH SCHOOL

- Played for head coach Lou Cerro at Montour High School
- Was named to the Pennsylvania Hot 100 by the Pennsylvania Scholastic Football Coaches Association prior to the 2016 season
- Recorded 51 tackles in 10 games for Montour High School during his senior season
- Earned Second Team All-Northwest Nine Conference honors following 2016 season
- Earned three stars from ESPN, ranking No. 96 among defensive tackles and No. 25 in Pennsylvania

CAREER STATS

TACKLES	g	ua	a	total	tfl	pd	ff	fr	blk	qbh
2018	9	1	7	8	0.5	1	0	0	0	3
TOTAL	9	1	7	8	0.5	1	0	0	0	3

CAREER HIGHS

Defense	
Tackles	2 3x, last Cincinnati (11/17)
Tackles-For-Loss	0.5 Pitt (9/29/18)
Sacks	-- --
Pass Breakups	1 at ECU (10/20/18)
Interceptions	-- --
Forced Fumbles	-- --
Fumbles Recovered	-- --



Neville CLARKE

miami, fla. | taravella

r-JR DB 6-1 185
#14

R-JUNIOR (2018)

- Played and started all 12 games
- Recorded a career-high 40 total tackles, 33 solo, and four tackles-for-loss on the season
- Broke up a team high 12 passes
- Grabbed two interceptions, the second most on the team
- Named First Team All-Conference by The American
- UConn (8/30): Recorded four tackles and broke up two passes
- SCSU (9/8): Made four tackles, including two for a loss of four yards and registered a sack for a loss of five yards
- FAU (9/21): Made six tackles including one for a six-yard loss and broke up one pass
- Memphis (10/13): Registered four solo tackles, recovered a fumble, and broke up one pass
- ECU (10/20): Made three total tackles and picked off one pass

R-SOPHOMORE (2017)

- Appeared in seven games and made five starts as a defensive back
- Posted 25 tackles, including 21 assisted and two tackle-for-loss
- Accounted for one interception and four breakups
- at SMU (11/4): Tallied a career-best six unassisted stops
- UConn (11/11): Added two unassisted tackles and one QB hurry
- at Temple (11/18): Recorded three tackles, one INT and one breakup
- South Florida (11/24): Came up with three tackles and one breakup
- Memphis (12/2): Tied a career-best best with six tackles and added one breakup
- Auburn (1/1): Recorded five tackles and one tackle-for-loss

R-FRESHMAN (2016)

- Played in 10 games at defensive back
- Totaled 15 tackles and two pass break-ups
- Michigan (9/10): Had three tackles and one pass break-up
- FIU (9/24): Totaled two tackles and broke up one pass
- East Carolina (10/1): Tied season high with three tackles
- Named to 2016-17 American All-Academic Team

FRESHMAN (2015)

- Spent the season on the scout team

HIGH SCHOOL

- Played for coach Dan Marguriet at Taravella High School
- Competed as a safety, cornerback, wide receiver and returner
- Posted an interception in each of his last two years, as well as 20 break-ups as a senior
- A 2014 Miami Herald All-Broward County Third Team member

CAREER STATS

INTERCEPTIONS	g	no.	yards	td	long	avg/r	avg/g
2016	10	0	0	0	0.0	0.0	0.0
2017	7	1	0	0	0.0	0.0	0.0
2018	12	2	0	0	0.0	0.0	0.0
TOTAL	29	3	0	0	0.0	0.0	0.0

TACKLES	g	ua	a	total	tfl	pd	ff	fr	blk	qbh
2016	10	11	4	15	0.0	2	0	0	0	0
2017	7	21	4	25	2.0	4	0	0	0	1
2018	12	33	7	40	4.0	14	0	1	0	1
TOTAL	29	65	15	80	6.0	20	0	1	0	2

SACKS	g	ua	a	total	yards
2016	10	0	0	0.0	0
2017	7	0	0	0.0	0
2018	12	1	0	1.0	5
TOTAL	29	1	0	1.0	5

CAREER HIGHS

Defense	
Tackles	6 3x, last FAU (9/21/18)
Tackles-For-Loss	2.0 SC State (9/8/18)
Sacks	1.0 SC State (9/8/18)
Pass Breakups	2 3x, last Memphis (12/1/18)
Interceptions	1 3x, last Temple (11/1/18)
Forced Fumbles	-- --
Fumbles Recovered	1 at Memphis (10/13/18)



Aaron COCHRAN

atlanta, ga. | hopeville charter

SR **DL** **6-2** **301**

#43

SENIOR (2018)

- Played in 11 games
- Recorded 15 total tackles on the season, seven solo, and three quarterback hurries
- SC State (9/8): Had a career-high five tackles
- SMU (10/6): Two tackles and half a tackle-for-loss

JUNIOR (2017)

- Played in eight games on the defensive line
- Registered six tackles, including five unassisted
- FIU (8/31): Made one unassisted stop
- ECU (10/14): Talled two tackles, including one unassisted
- Austin Peay (10/28): Came up with a season-high two unassisted stops

SOPHOMORE (2016)

- Played in 10 games on the defensive line
- Totalled 10 tackles, including five unassisted tackles
- FIU (9/24): Had three tackles
- Temple (10/15): Caught a two-point conversion
- Cincinnati (11/12): Recorded two solo tackles

FRESHMAN (2015)

- Played in eight games with his first collegiate start in the finale against USF
- Hauled in four passes for 22 yards
- Made his debut at UCF during the Furman game

HIGH SCHOOL

- Coached by Winston Gordon at Hapeville Charter
- Boasted three stars from Rivals, 247Sports and ESPN
- Listed as both a defensive end, fullback and tight end coming out of high school
- As a senior, had 20 receptions for 275 yards and 21 carries for 406 yards and six touchdowns on offense, while posting 57 tackles, 10 sacks and five forced fumbles on defense
- Was an all-city selection at Grady High School in 2013
- Hauled in seven catches for 118 yards as a junior, and notched 39 tackles with eight sacks and two forced fumbles
- Had at least eight receptions and more than 45 tackles in each of his first two years of high school

CAREER STATS

TACKLES	g	ua	a	total	tfl	pd	ff	fr	blk	qhb
2015	8	0	0	0	0.0	0	0	0	0	0
2016	10	5	5	10	0.0	0	0	0	0	0
2017	8	5	1	6	0.0	0	0	0	0	0
2018	11	7	8	15	0.5	1	0	0	0	3
TOTAL	37	17	14	31	0.5	1	0	0	0	3

CAREER HIGHS

Defense		
Tackles	5	SC State (9/8/18)
Tackles-For-Loss	0.5	SMU (10/6/18)
Sacks	--	--
Pass Breakups	1	at ECU (10/20/18)
Interceptions	--	--
Forced Fumbles	--	--
Fumbles Recovered	--	--



Artisan COLLIER

miami, fla. | miami southridge

SO **DB** **6-3** **184**

#3

SOPHOMORE (2018)

- Played in 12 games, starting two at safety
- Totalled 30 tackles on the season
- UConn (8/30): Recorded a career-high nine tackles and had 1.5 tackles-for-loss
- SC State (9/8): Picked off a pass and returned it 27 yards
- ECU (10/20): Recovered a fumble
- Navy (11/10): Had five tackles

FRESHMAN (2017)

- Appeared in all 13 contests as a defensive back
- Totalled 18 tackles, including 14 unassisted and one tackle for a loss
- Forced one fumble, had one interception and registered one pass breakup
- FIU (8/31): Recorded one unassisted tackle and forced one fumble
- at Maryland (9/23): Came up with two stops, including one unassisted

- ECU (10/14): Generated two tackles, including one unassisted
- Austin Peay (10/28): Registered a career-best four tackles, including three unassisted
- UConn (11/11): Notched one pass breakup and two tackles
- Memphis (12/2): Came up with two unassisted tackles.
- vs. Auburn (1/1): Had three tackles and the game-clinching interception at the Chick-fil-A Peach Bowl

HIGH SCHOOL

- Played for head coach Billy Rolle at Miami Southridge High School
- Helped lead Miami Southridge to 2016 Florida Class 8A State Championship
- Saw action at both quarterback and cornerback in 2016, rushing for 254 yards and two touchdowns during the playoffs, while compiling 43 tackles and four interceptions throughout the season
- Named Third Team Florida Class 8A All-State as a cornerback in 2016
- Earned three stars from 247, ranking No. 114 among cornerbacks and No. 146 in the state of Florida by 247
- Received three stars from ESPN, ranking 87th in cornerbacks and No. 169 in the state of Florida
- Earned three stars from Rivals


CAREER STATS

INTERCEPTIONS	g	no.	yards	td	long	avg/r	avg/g
2017	13	1	0	0	0	0.0	0.0
2018	12	1	27	0	27	27.0	2.2
TOTAL	25	2	27	0	27	13.5	1.1

TACKLES	g	ua	a	total	tfl	pd	ff	fr	blk	qhb
2017	13	14	4	18	1.0	2	1	0	0	0
2018	12	21	9	30	1.5	2	0	1	0	1
TOTAL	25	35	13	48	2.5	4	1	1	0	1

CAREER HIGHS

Defense		
Tackles	9	at UConn (8/30/18)
Tackles-For-Loss	1.5	at UConn (8/30/18)
Sacks	--	--
Pass Breakups	1	2x, last at UConn (8/30/18)
Interceptions	1	2x, last SC State (9/8/18)
Forced Fumbles	1	FIU (8/31/17)
Fumbles Recovered	1	at ECU (10/20/18)



Michael COLUBIALE

port orange, fla. | spruce creek

r-SR **TE** **6-1** **223**

#86

SIXTH-YEAR SENIOR (2018)

- Played in 12 games, starting six
- Earned All-Conference Honorable Mention from The American
- Totalled 18 receptions for three touchdowns and 258 yards
- FAU (9/21): Hauled in six passes for 84 yards
- Pitt (9/29): Snagged an 11-yard touchdown on a two-catch night
- SMU (10/6): Totalled 53 yards on two snags, including a season-long 27-yarder
- ECU (10/20): Caught a trio of passes for 28 yards
- Temple (11/1): Made two touchdown grabs of 19 and nine yards

R-SENIOR (2017)

- Appeared in all 13 games at tight end and special teams
- Recorded a career high 10 receptions for 221 yards and one touchdown
- Averaged 22.1 yards per reception
- Made two tackles on the year on special teams
- Maryland (9/23): Brought in two catches for 39 yards
- Cincinnati (10/7): Recorded first career touchdown on a 21-yard strike
- Cincinnati (10/7): Recorded first career touchdown on a 21-yard strike
- Temple (11/18): Snagged a career-long 35-yard pass
- USF (11/24): Set a career high with 42 yards receiving on two catches
- Memphis (12/2): Caught one pass for 32 yards in The American Championship

R-JUNIOR (2016)

- Played in 12 games at tight end
- Made two catches for 17 yards
- Both receptions came against Cincinnati with a long of 12 yards
- Named to 2016-17 American All-Academic Team

R-SOPHOMORE (2015)

- Out for the year with an injury

R-FRESHMAN (2014)

- Worked with the scout team during the season

FRESHMAN (2013)

- Named the Offensive Scout Team Player of the Week against Memphis

HIGH SCHOOL


- Served as a wide receiver and a defensive back for coach Bob Goebel at Spruce Creek
- Posted 57 catches for 717 yards and eight touchdowns during his senior year

CAREER STATS

RECEIVING	g	rec	yards	td	long	rec/g	avg/c	avg/g
2016	12	2	17	0	12	0.2	8.5	1.4
2017	13	10	221	1	35	0.8	22.1	17.0
2018	12	18	258	3	27	1.5	14.3	21.5
TOTAL	37	30	496	4	35	0.8	16.5	13.4

CAREER HIGHS

Receiving		
Receptions	6	FAU (9/21/18)
Yards	84	FAU (9/21/18)
Touchdowns	2	Temple (11/1/18)
Long	35	at Temple (11/18/17)



Joey CONNORS

powder springs, ga. | harrison

r-SR **DL** **6-1** **313**

#91

SENIOR (2018)

- Played in 12 games, starting 11
- Recorded 27 total tackles tying his career-high, including 14 solo
- Registered 1.5 sacks for a loss of seven yards
- Broke up three passes and recorded four QB hits
- SCSU (9/8): Had three tackles and broke up a pass
- Temple (11/1): Recorded five tackles including 1.5 for a loss of three yards
- Cincinnati (11/17): Recorded a sack for a loss of four yards, blocked a kick, and recovered a fumble
- Memphis (12/1): Registered six tackles and a sack for a loss of three yards

JUNIOR (2017)

- Appeared in all 13 games on the defensive line
- Totalled 15 tackles, including 3.5 for loss and two sacks
- Registered one QB hurry and four pass breakups on the season
- FIU (8/31): Talled one tackle, one QB hurry and two breakups
- at Cincinnati (10/7): Accumulated two tackles, including one for loss
- at Navy (10/21): Recorded two assists and one breakup
- South Florida (11/24): Registered two tackles, including half a stop for loss
- Memphis (12/2): Notched one sack for a loss of six yards
- vs. Auburn (1/1): Had season high three tackles in Chick-fil-A Peach Bowl

SOPHOMORE (2016)

- Named to 2016-17 American All-Academic Team
- Played in all 13 games on the defensive line
- Had 27 total tackles, 2.5 tackles for loss and one sack
- Recorded four pass break-ups, two quarterback hurries, one forced fumble and one fumble recovery
- South Carolina State (9/3): Had two tackles, forced a fumble and recovered a fumble
- FIU (9/24): Finished with two tackles, one for a loss, one sack and one pass breakup
- UConn (10/22): Assisted on a TFL and had two total tackles
- Tulane (11/5): Recorded a career high seven tackles
- Tulsa (11/19): Totalled two tackles, assisted on a tackle for loss and broke up a pass
- vs. Arkansas State (12/17): Had five tackles and assisted on one for a loss at the Cure Bowl

R-FRESHMAN (2015)

- Started three of eight games played at defensive tackle
- Finished first year of action with 11 tackles, one for a loss and one breakup
- Named Defensive Scout Team Player of the Week for the FIU contest
- Tulane (10/3): Totalled three tackles with half a tackle for loss and a breakup in debut
- Cincinnati (10/31): Had two tackles with half a tackle for loss

FRESHMAN (2014)

- Earned American Athletic Conference All-Academic Team honors
- Scout Team Player of the Week for the Penn State contest

HIGH SCHOOL

- Earned the "48 Minute" Award as the only player in Cobb County to play 48 minutes of every game
- Served as a team captain as a senior where he played every spot on the defensive line
- Selected to the 2013 all-region and all-county first teams, and was an all-state honorable mention pick
- In 2013, had 66 tackles with 10 tackles for loss, five sacks, six forced fumbles, one recovery, seven hurries, two blocked field goals, one interception and one touchdown
- Finished junior year with 12 sacks and approximately 30 tackles along with two fumble recoveries
- Named all-region honorable mention Georgia 4-AAAAA in 2012
- Won the 2013 Georgia State Track and Field Championship discus competition
- Won four letters in both football and track and field



CAREER STATS

TACKLES	g	ua	a	total	tfl	pd	ff	fr	blk	qbh
2014	0	0	0	0	0.0	0	0	0	0	0
2015	8	4	7	11	1.0	1	0	0	0	1
2016	13	8	19	27	2.5	4	1	1	0	2
2017	13	6	9	15	3.5	4	0	0	0	1
2018	12	14	13	27	4.0	3	0	1	1	4
TOTAL	46	32	48	80	11.0	12	1	2	1	8

SACKS	g	ua	a	total	yards
2014	0	0	0	0.0	0
2015	8	0	0	0.0	0
2016	13	1	0	1.0	3
2017	13	2	0	2.0	8
2018	12	1	1	1.5	7
TOTAL	46	4	1	4.5	18

CAREER HIGHS

Defense	
Tackles	7 Tulane (11/19/16)
Tackles-For-Loss	1.5
Sacks	1.0 4x, last Cincinnati (11/17/18)
Pass Breakups	2 FIU (8/31/17)
Interceptions	--
Forced Fumbles	1 South Carolina State (9/3/16)
Fumbles Recovered	1 2x, last Cincinnati (11/17/18)



Gabriel DAVIS

sanford, fla. | seminole

SO **WR** **6-3** **219**

#13

SOPHOMORE (2018)

- Played in and started all 12 games
- Named First Team All-Conference by The American
- Had the longest offensive play from scrimmage for the Knights
- Recorded 10 plays of 20 yards or more, including two touchdowns
- Recorded 50 receptions for 756 yards and six touchdowns
- Had at least two catches in 11 games
- Averaged 15.1 yards per catch with 63 all-purpose yards per game
- Recorded a trio of 100-yard receiving games
- UConn (8/30): Opened the season with six catches for 40 yards and one touchdown
- SCSU (9/8): Had a career-high nine receptions for 111 yards and one score
- FAU (9/21): Recorded 91 receiving yards and one touchdown on five catches
- Pitt (9/29): Hauled in four passes and scored once with 80 yards receiving
- Memphis (10/13): Went for a career-high 128 yards receiving on six catches, including a season-long 75-yard touchdown
- USF (11/23): Posted five catches for 69 yards, including a drive where he Mossed a defender then scored on a 38-yard strike on back-to-back plays
- Memphis (12/1): Finished with 101 yards on six catches, along with Dredrick Snelson, became the 23rd tandem to record 100 yards receiving in the same game

FRESHMAN (2017)

- Appeared in and started all 13 games
- Recorded 27 catches for 391 yards and four touchdowns
- Had the eighth most catches and sixth most receiving yards in a season by a freshman in program history
- FIU (8/31): Made college debut with four receptions for 53 yards and a touchdown
- at Navy (10/21): Grabbed a trio of balls for 27 yards
- at SMU (11/4): Caught three passes for 97 yards, including an 80-yard touchdown pass, tied for the fifth longest reception in program history
- UConn (11/11): Posted 95 yards on a career-high eight catches
- at Temple (11/18): Tallied a touchdown on an 11-yard toss
- USF (11/24): Snagged a pair of passes for 44 yards and a touchdown

HIGH SCHOOL

- Played for head coach Don Stark at Seminole High School
- Named First Team Florida Class 8A All-State
- Tallied 69 receptions for 1347 yards (19.5 avg) with 17 TDs in 2016
- Honored as Orlando Touchdown Club's Offensive Player of the Year
- Received three stars from 247, ranking No. 285 among wide receivers and No. 313 in Florida
- Earned three stars from ESPN, ranking No. 186 as a wide receiver and No. 207 in Florida
- Received three stars from Rivals

CAREER STATS

RECEIVING	g	rec	yards	td	long	rec/g	avg/c	avg/g
2017	13	27	391	4	80	2.1	14.5	30.1
2018	12	50	756	6	75	4.2	15.1	63.0
TOTAL	25	77	1147	10	80	3.1	14.9	45.9

CAREER HIGHS

Receiving	
Receptions	9 SC State (9/8/18)
Yards	128 at Memphis (10/13/18)
Touchdowns	1 10x, last at S. Florida (11/23/18)
Long	80 at SMU (11/4/17)



Kalia DAVIS

pensacola, fla. | west florida tech

r-FR **LB** **6-2** **266**

#22

R-FRESHMAN (2018)

- Played in 10 games at linebacker
- Recorded 17 total tackles including 10 solo
- Made 2.5 tackles for a loss of five yards
- Broke up one pass on the season
- at UConn (8/30): Made collegiate debut
- SC State (9/8): Had a season-high six tackles

FRESHMAN (2017)

- Redshirted the season

HIGH SCHOOL

- Played for head coach Harry Lees at West Florida Tech
- Named First Team Florida Class 5A All-State by the Associated Press
- Tallied 107 tackles, nine sacks and two interceptions in his senior season
- Earned Honorable Mention All-State honors as a junior in 2015
- Received three stars from ESPN, ranking No. 41 among inside linebackers and No. 208 in Florida

CAREER STATS

TACKLES	g	ua	a	total	tfl	pd	ff	fr	blk	qbh
2017	0	0	0	0	0.0	0	0	0	0	0
2018	10	10	7	17	2.5	1	0	0	0	1
TOTAL	10	10	7	17	2.5	1	0	0	0	1

CAREER HIGHS

Defense	
Tackles	6 SC State (9/8/18)
Tackles-For-Loss	1.5 SC State (9/8/18)
Sacks	--
Pass Breakups	1 SMU (10/6/18)
Interceptions	--
Forced Fumbles	--
Fumbles Recovered	--



Titus DAVIS

atlanta, ga. | stockbridge

SR **DL** **6-3** **248**

#10

SENIOR (2018)

- Played in all 12 games, starting 11 at defensive end
- Made 59 total tackles on the season with 29 unassisted
- Forced two fumbles and recorded a career-high 6.5 total sacks for a loss of 36 yards
- Recorded 16 total tackles-for-loss on the season
- Named Second Team All-Conference by The American
- Joined the Knights' all-time list in most sacks in one game with three, tied for fifth all-time
- SC State (9/8): Made five total tackles and one sack
- SMU (10/6): Recorded three tackles for a loss with six total tackles, one sack, and one forced fumble
- Memphis (10/13): Recovered one fumble, made 1.5 tackles for a loss with seven total tackles
- ECU (10/20): Made nine tackles with 1.5 for four total yards lost
- Cincinnati (11/17): Recorded the individual game-high for the season and his single game career-high in sacks with three for 14 yards lost, forced one fumble and had the individual game-high in tackles for loss with four
- Memphis (12/1): Made four solo tackles and assisted on a sack for a four-yard loss

JUNIOR (2017)

- Started all 13 games as an outside linebacker
- Fifth on the team with 67 tackles, including 29 unassisted and 5.0 tackles-for-loss
- Contributed 1.5 sacks, one forced fumble, one fumble recovery, one interception and eight quarterback hurries
- at Maryland (9/23): Registered five tackles
- Memphis (9/30): Totaled seven tackles, including a half stop for loss, and three QB hurries
- at Cincinnati (10/7): Added five tackles, including two unassisted
- Austin Peay (10/28): Amassed seven tackles, including five

unassisted and one for loss, along with a forced fumble and an interception

- UConn (11/11): Tallied five tackles, including one solo
- at Temple (11/18): Collected two tackles and one fumble recovery
- South Florida (11/24): Notched seven tackles, including 1.5 for loss
- Memphis (12/2): Set a career-best with 10 tackles, including five unassisted, 1.5 for loss and one sack
- vs. Auburn (1/1): Had nine tackles and half a sack in the Chick-fil-A Peach Bowl

SOPHOMORE (2016)

- Played in seven games at linebacker
- Totaled 12 tackles, one quarterback hurry and forced one fumble
- South Carolina State (9/3): Collected five tackles and had one quarterback hurry
- FIU (9/24): Had four tackles and forced a fumble

FRESHMAN (2015)

- Collected five tackles in seven games
- FIU (9/3): Made debut in the opener and posted a tackle
- USF (11/26): Finished the game with a pair of tackles

HIGH SCHOOL

- Coached by Kevin Whitley at Stockbridge High School in Georgia
- Earned three stars from ESPN, Rivals and 247Sports
- Ranked as the No. 56 strong-side defensive end in the country by 247Sports, and the No. 59 defensive end by ESPN
- Stockbridge reached the 2014 GHSA Class AAAAA state semifinals and the 2013 state quarterfinals
- On the roster for the 2014 Florida vs. Georgia All-Star Game
- Starter all four years of high school, including starting every game as a freshman, and was the team MVP in 2014
- Racked up 10 sacks as a senior and 17 sacks as a junior
- First-team all-county, all-area and all-region selection his last three seasons
- An honorable mention all-state selection in 2014 and 2013 by the Atlanta Journal Constitution
- Was on the 2013 Georgia Sports Writers Association All-State Second Team
- Named to the 2012 All-Southern Crescent Second Team
- Beta Club member in high school

CAREER STATS

INTERCEPTIONS	g	no.	yards	td	long	avg/ravg/g
2015	7	0	0	0	0	0.0 0.0
2016	7	0	0	0	0	0.0 0.0
2017	13	1	24	0	24	24.0 1.8
2018	12	0	0	0	0	0.0 0.0
TOTAL	39	1	24	0	24	24.0 0.6

TACKLES	g	ua	a	total	tfl	pd	ff	fr	blk	qbh
2015	7	2	3	5	0.0	0	0	0	0	0
2016	7	6	6	12	0.0	0	1	0	0	1
2017	13	29	38	67	5.0	1	1	1	0	8
2018	12	29	30	59	16.0	1	2	1	0	6
TOTAL	39	66	77	143	21.0	2	4	2	0	15

SACKS	g	ua	a	total	yards
2015	7	0	0	0.0	0
2016	7	0	0	0.0	0
2017	13	1	1	1.5	10
2018	12	6	1	6.5	36
TOTAL	39	7	2	8.0	46

CAREER HIGHS

Defense	
Tackles	10 Memphis (12/2/17)
Tackles-For-Loss	4.0 Cincinnati (11/17/18)
Sacks	3.0 Cincinnati (11/17/18)
Pass Breakups	1 FAU (9/21/18)
Interceptions	1 Austin Peay (10/28/17)
Forced Fumbles	1 4x, last Cincinnati (11/17/18)
Fumbles Recovered	1 2x, last at Memphis (10/13/18)



Trevor ELBERT

rockwall, texas | heath | ventura cc | texas a&m

r-JR **OL** **6-5** **320**

#79

R-JUNIOR (2018)

- Played in all 12 games on offensive line and field goal unit
- UConn (8/30): Made UCF debut

PRIOR TO UCF

- Appeared in seven games during the 2017 season for Ventura Community College
- Redshirted at Texas A&M in 2015, before transferring to Ventura CC

HIGH SCHOOL

- U.S. Army All-American and PrepStar All-American despite missing much of his senior year due to injury
- Earned first-team all-district honors as a junior
- Consensus four-star prospect



Nate EVANS

waggaman, la. | john curtis

JR LB 6-1 241 #44

JUNIOR (2018)

- Played in 12 games, starting nine at linebacker
Was second on the team in total tackles with 90, which is also his career-high
Recorded a career-high 2.5 sacks on the season
Named First Team All-Conference by The American
UConn (8/30): Made two tackles and recovered one fumble
Pitt (9/29): Made 11 total tackles setting his new single game-high and assisted on one sack
ECU (10/20): Recovered a fumble for a 94-yard touchdown, broke up one pass, recorded one sack and made 10 tackles
Navy (11/10): Tied his single game-high with 11 tackles, had two tackles for 11 yards lost, and had one sack for a loss of five yards

SOPHOMORE (2017)

- Appeared in 12 games as an inside linebacker
Totalled 24 tackles, including 13 solo, and had two pass breakups
FIU (8/31): Made a career-best six tackles, including four unassisted
at Maryland (9/23): Added two tackles
Memphis (9/30): Registered one pass breakup and five tackles
at Cincinnati (10/7): Talled three tackles
ECU (10/14): Notched three stops and one pass breakup
at Temple (11/18): Registered two tackles

FRESHMAN (2016)

- Played in 10 games at linebacker
Recorded 12 tackles and half a sack on the season
East Carolina (10/1): Had two tackles
Tulane (11/5): Notched two tackles
vs. Arkansas State (12/17): Totaled five tackles and half a sack at the Cure Bowl

HIGH SCHOOL

- Coached by J.T. Curtis at John Curtis Christian High School
Picked up three stars from Rivals and 247Sports
Ranked in the top 50 overall in the state of Louisiana by Rivals
John Curtis has won 26 state titles, including most recently in 2013 while it reached the championship game in 2014
Named as a 2015 Louisiana Class 5A All-State Honorable Mention selection
Also a 2015 New Orleans Advocate All-Metro Second team choice
Posted 102 tackles with six tackles for loss as a senior
Was a 2014 Louisiana Class 3A All-State Honorable Mention honoree
Capped off 2014 with 112 tackles at the middle linebacker position

CAREER STATS

Table with columns: TACKLES, g, ua, a, total, tfl, pd, ff, fr, blk, qbh. Rows for 2016, 2017, 2018, and TOTAL.

Table with columns: SACKS, g, ua, a, total, yards. Rows for 2016, 2017, 2018, and TOTAL.

CAREER HIGHS

Table with columns: Defense, Tackles, Tackles-For-Loss, Sacks, Pass Breakups, Interceptions, Forced Fumbles, Fumbles Recovered. Values and game references.



Kyle GIBSON

tampa, fla. | armwood

r-SR DB 5-11 182 #25

R-SENIOR (2018)

- Played in 12 games, starting 10
Was third on the team in total tackles with 83, which is his career-high
Garnered 57 all-purpose yards
Broke up six passes and forced two fumbles
Named to the 2018 Bronko Nagurski Trophy Watch List and the 2018 Paycom Jim Thorpe Award Preseason Watch List
SC State (9/8): Grabbed an interception and made two tackles
SMU (10/6): Forced one fumble and made six tackles with one TFL
ECU (10/20): Forced and recovered one fumble and had 12 tackles
Temple (11/1): Had his single game career-high 14 tackles with one

tackle-for-loss

- Memphis (12/1): Registered 11 tackles and broke up one pass

R-JUNIOR (2017)

- Named First Team All-Conference by The American
Started all 13 games as a safety
Sixth on the team with 64 tackles and had two TFLs
Tied for the team lead with four interceptions and had four pass breakups
Contributed one forced fumble and two fumble recoveries
FIU (8/31): Returned a fumble 36 yards and added three tackles
at Maryland (9/23): Registered an interception and four tackles
Memphis (9/30): Intercepted a pass and collected five tackles
at Navy (10/21): Notched eight tackles and one interception
at SMU (11/4): Came up with three tackles, one fumble recovery and one pass breakup
UConn (11/11): Set a career-best with nine tackles, forced a fumble and recorded a pass breakup
at Temple (11/18): Had two tackles and one interception
South Florida (11/24): Amassed six tackles
Memphis (12/2): Recorded eight tackles, including five solo
Auburn (1/1): Had eight tackles in the Chick-fil-A Peach Bowl

R-SOPHOMORE (2016)

- Played in all 13 games as a defensive back
Totalled 25 tackles, including 18 unassisted, and one pass break-up
Michigan (9/10): Had three tackles and one pass break-up
Tulane (11/5): Recorded four tackles
vs. Arkansas State (12/17): Notched four tackles at Cure Bowl

R-FRESHMAN (2015)

- Started six of eight games played at cornerback
Totalled 24 tackles with two tackles-for-loss and a break-up
Stanford (9/12): In his debut, finished with four tackles
Furman (9/19): Had three tackles
South Carolina (9/26): Notched five tackles with a tackle-for-loss and a break-up
UConn (10/3): Collected six tackles with one for a loss
Houston (10/24): Had three solo tackles

FRESHMAN (2014)

- Spent the year with the scout team

HIGH SCHOOL

- ESPN, Rivals and 247Sports all list him with four stars
Helped Armwood reach the 2013 FHSAA 6A state title game (where he had two interceptions vs. Miami Central), as well as the 2012 regional finals
Participated in the Offense-Defense All-American Bowl
Named to the Associated Press 6A All-State First Team and to the Tampa Bay Times All-North Suncoast First Team in 2013
Finished 2013 with 85 tackles, six interceptions, five forced fumbles and four overall touchdowns
Collected 75 tackles, four interceptions and four forced fumbles in 2012
In 2011, posted 94 tackles, two interceptions and three forced fumbles
Earned an invite to "The Opening" which is an all-star prospect camp at Nike
Member of the 4x100 regional champion relay team
Received the school's Do the Right Thing Award and was a member of the Florida Christian Activities Association

CAREER STATS

Table with columns: INTERCEPTIONS, g, no., yards, td, long, avg./ravg/g. Rows for 2015, 2016, 2017, 2018, and TOTAL.

Table with columns: TACKLES, g, ua, a, total, tfl, pd, ff, fr, blk, qbh. Rows for 2014, 2015, 2016, 2017, 2018, and TOTAL.

Table with columns: SACKS, g, ua, a, total, yards. Rows for 2014, 2015, 2016, 2017, 2018, and TOTAL.

CAREER HIGHS

Table with columns: Defense, Tackles, Tackles-For-Loss, Sacks, Pass Breakups, Interceptions, Forced Fumbles, Fumbles Recovered. Values and game references.



Erik GILYARD

jacksonville, fla. | trinity christian academy

FR LB 5-11 255 #40

FRESHMAN (2018)

- Played in 11 games and started one
Made 38 tackles on the season, 20 solo
Recorded five tackles-for-loss and had two qb hurries on the year
at UConn (8/30): Recorded three tackles with half a TFL in collegiate debut
Pitt (9/29): Had 1.5 tackles-for-loss with three total tackles
at Memphis (10/30): Had eight tackles with one for a loss
Navy (11/10): Made his first collegiate start and had nine tackles with one for a loss
Memphis (12/1): Totaled five tackles in The American Championship

HIGH SCHOOL

- Helped lead Trinity Christian to three straight Class 4A state championships and a berth in the 2017 Class 5A Regional Final
Averaged 11 tackles per game last season, with more than 10 tackles for-loss
Talled 8.3 tackles per game as a junior, including 14.5 TFLs, 4.5 sacks and an interception

CAREER STATS

Table with columns: TACKLES, g, ua, a, total, tfl, pd, ff, fr, blk, qbh. Rows for 2018 and TOTAL.

CAREER HIGHS

Table with columns: Defense, Tackles, Tackles-For-Loss, Sacks, Pass Breakups, Interceptions, Forced Fumbles, Fumbles Recovered. Values and game references.



Bailey GRANIER

galliano, la. | south lafourche | vanderbilt

r-SR OL 6-6 316 #75

R-SENIOR (2018)

- Played in all 12 games, starting three at right guard
Mixed time during the year between offensive line and the field goal team
at UConn (8/30): Made UCF debut
FAU (9/21): First start at UCF
Helped the Knights break the single-season rushing record

R-JUNIOR (2017)

- Granier started two games on the offensive line as a redshirt junior at Vanderbilt
Started at right tackle in late-season games against Kentucky and Missouri
In addition to the starting assignments, Granier saw limited snaps at tackle and guard in seven additional games
Participated in every game on Commodore special-team conversion units

R-SOPHOMORE (2016)

- Became the team's top reserve offensive lineman while playing through injuries for much of the year
Participated in nine games, seeing most of his snaps at guard though also contributing at tackle
After missing four midseason games with injury, Granier returned to play his best football late in the season, helping an impressive Commodore line dominate in home SEC victories over Ole Miss and Tennessee
Also played extensive minutes vs. NC State in Camping World Independence Bowl
Grainer and the line helped Vanderbilt's offense improve in nearly every stat category from previous year, including points, first downs and total yards

R-FRESHMAN (2015)

- Participation on the offensive front increased substantially as the season endured
After making first career appearance at midseason against Missouri, played in the final six games
Earned three starts at right tackle, with first career start coming against talented Florida front line
Contributed six pancake blocks while participating in 192 total snaps



FRESHMAN (2014)

- Did not see action as a true freshman
- Participated as offensive lineman on scout teams during fall practices while improving overall strength in the weight room.

HIGH SCHOOL

- Senior captain and two-year starting left tackle for school located 75 miles south of New Orleans
- Produced nearly 90 pancake blocks as senior, earning honorable mention 5A All-State and All-Region honors
- Participated in postseason Louisiana State Farm Prep All-Star Classic
- As junior, helped Tarponsto 9-1 mark and state playoffs
- Also lettered as thrower in track & field
- Member of school's National Honor Society and Future Farmers of America chapter



Richie **GRANT**

fort walton beach, fla. | choctawhatchee

r-SO

DB

6-0

186

#27

R-SOPHOMORE (2018)

- Played and started all 12 games at safety
- Led team in total tackles with 102, solo tackles with 64 and interceptions with six
- Named First Team All-Conference by The American
- Ranked first in the AAC and fourth in the nation in interceptions per game (0.5).
- Ranked first in the AAC and third in the nation in total interceptions
- Joined the Knights' all-time list in most forced fumbles in a season with three, tied for eighth all-time
- Now ranks tied for third all-time at UCF for most interceptions in a single season
- Named a Jim Thorpe Award Semifinalist
- UConn (8/30): Grabbed an interception, forced and recovered one fumble, made seven tackles
- SCSU (9/8): Snagged an interception for two yards, broke up a pass, returned a punt for 13 yards and made seven tackles
- Pitt (9/29): Caught an interception for 25 yards, made eight tackles, and recorded 25 all-purpose yards
- Memphis (10/13): Recorded 12 solo tackles
- Temple (11/1): Caught an interception for 10 yards, broke up a pass, made seven tackles and grabbed 10 all-purpose yards
- Navy (11/10): Had season game-high and his season game-high with 16 tackles and forced one fumble
- USF (11/23): Intercepted a pass and made five tackles, all solo
- Memphis (12/1): Grabbed his sixth interception of the season and made four tackles, one for a seven-yard loss

R-FRESHMAN (2017)

- Played in all 13 games as a defensive back
- Tallied 32 tackles, including 25 unassisted and one for loss
- Registered a forced fumble and two pass breakups
- Also returned four kickoffs for 75 yards with a long of 22
- FIU (8/31): Made Knights debut and came up with one stop
- Memphis (9/30): Notched two tackles and one pass breakup
- at Cincinnati (10/7): Amassed five tackles
- ECU (10/14): Came up with three stops, including one TFL
- Austin Peay (10/28): Tallied a career-best five tackles
- at Temple (11/18): Made one tackle and had one pass breakup
- South Florida (11/24): Tallied four tackles and forced a fumble
- Auburn (1/1): Tied career-high five tackles at Chick-fil-A Peach Bowl

FRESHMAN (2016)

- Spent the season with the scout team
- Named to 2016-17 American All-Academic Team

HIGH SCHOOL

- Coached by Greg Thomas at Choctawhatchee High School
- Named the team's MVP for the 2015 season
- Earned a spot on the 2015 Associated Press Florida Class 6A All-State Second Team on defense, and was on the Third Team in 2014
- Posted 37 solo tackles with four interceptions as a senior, and had more than 1,000 receiving yards as a wideout
- Also notched three punt return touchdowns and one kickoff return touchdown
- Recorded an interception in the 2014 FHSAA 6A state semifinal game against Armwood
- Ran track in high school including the 100M and 400M events

CAREER STATS

PUNT RETURNS		g	no.	yards	td	long	avg/ravg/g
2017		13	0	0	0	0	0.0 0.0
2018		12	1	13	0	13	13.0 1.1
TOTAL		25	1	13	0	13	13.0 0.5

KICK RETURNS		g	no.	yards	td	long	avg/ravg/g
2017		13	4	75	0	22	18.8 5.8
2018		12	0	0	0	0	0.0 0.0
TOTAL		25	4	75	0	22	18.8 3.0

INTERCEPTIONS		g	no.	yards	td	long	avg/ravg/g
2017		13	0	0	0	0	0.0 0.0
2018		12	6	40	0	25	6.7 3.3
TOTAL		25	6	40	0	25	6.7 1.6

TACKLES		g	ua	a	total	tfl	pd	ff	fr	blk	qhb
2016		0	0	0	0	0.0	0	0	0	0	0
2017		13	25	7	32	1.0	2	1	0	0	0
2018		12	64	38	102	3.0	9	3	1	0	0
TOTAL		25	89	45	134	4.0	11	4	1	0	0

CAREER HIGHS

Defense	
Tackles	16 Navy (11/10/18)
Tackles-For-Loss	1.0 3x, last Memphis (12/1/18)
Sacks	-- --
Pass Breakups	1 5x, last Temple (11/1/18)
Interceptions	1 6x, last Memphis (12/1/18)
Forced Fumbles	1 4x, last Navy (11/10/18)
Fumbles Recovered	1 at UConn (8/30/18)

Kick Returns	
Returns	1 4x, last at Temple (11/18/17)
Yards	22 at Navy (10/21/17)
Touchdowns	-- --
Long	22 at Navy (10/21/17)



Jacob **HARRIS**

palm harbor, fla. | palm harbor university

r-JR

WR

6-5

211

#87

R-JUNIOR (2018)

- Played in all 12 games, primarily on special teams
- Totaled five tackles on the year, including a career-high two against Temple
- Awarded a scholarship midway through the season

R-SOPHOMORE (2017)

- Spent the season with the scout team after transferring

PRIOR TO UCF

- Played high school football at Palm Harbor University
- Started career at Western Kentucky



Brendon **HAYES**

new orleans, la. | brother martin

r-JR

DL

6-3

293

#6

JUNIOR (2018)

- Played in 12 games, starting 11 at defensive end
- Made 37 total tackles with 19 solo and 8.0 tackles-for-loss
- Recovered one fumble and recorded three sacks with six qb hurries
- Named Second Team All-Conference by The American
- SC State (9/8): Made three tackles including 1.5 TFLs and one sack
- Pitt (9/29): Recorded three solo tackles including one for a loss
- Memphis (10/13): All five recorded tackles were solo including two for an 11-yard loss, while recorded one sack for a loss of seven yards
- Navy (11/10): Made his career-high six tackles including 1.5 for a loss
- Cincinnati (11/17): Recorded five total tackles, recovered a fumble, and broke up one pass

SOPHOMORE (2017)

- Played in 12 of 13 games on the defensive line
- Totaled five tackles and had one pass break-up
- UConn (11/11): Had two tackles
- at Temple (11/18): Recorded one pass break-up

R-FRESHMAN (2016)

- Played in 12 of 13 games on the defensive line
- Totaled 10 tackles, 1.5 tackles-for-loss, half a sack, and one interception
- South Carolina State (9/3): Had three tackles
- East Carolina (10/1): Recorded first career interception and returned it for a touchdown
- Temple (10/15): Had one tackle and half a sack

FRESHMAN (2015)

- Worked with the scout team

HIGH SCHOOL

- Coached by Mark Bonis at Brother Martin High School
- 247Sports listed him with three stars, and as the No. 51 best strong-side defensive end in the nation
- Selected to the 2014 New Orleans Metro Coaches All-District Team
- Brother Martin reached the 2014 LHSAA Division 1 state semifinals
- Boasted 58 tackles, 11 sacks, three forced fumbles and three recoveries in 2014
- As a junior, collected 49 tackles, nine sacks, two fumble recoveries and one forced fumble
- Had two sacks in each of his first two years with double-digit tackles for loss as well
- Also a power forward on the basketball team

CAREER STATS

INTERCEPTIONS		g	no.	yards	td	long	avg/ravg/g
2015		1	0	0	0	0	0.0 0.0
2016		12	1	4	1	4	4.0 0.3
2017		12	0	0	0	0	0.0 0.0
2018		12	0	0	0	0	0.0 0.0
TOTAL		37	1	4	1	4	4.0 0.1

TACKLES		g	ua	a	total	tfl	pd	ff	fr	blk	qhb
2015		1	0	0	0	0.0	0	0	0	0	0
2016		12	5	10	15	1.5	1	0	0	0	0
2017		12	3	2	5	0.0	1	0	0	0	0
2018		12	19	18	37	8.0	2	0	1	0	6
TOTAL		37	27	25	52	9.5	4	0	1	0	6

SACKS		g	ua	a	total	yards
2015		1	0	0	0.0	0
2016		12	0	1	0.5	0
2017		12	0	0	0.0	0
2018		12	3	0	3.0	20
TOTAL		37	3	1	3.5	20

CAREER HIGHS

Defense	
Tackles	6 Navy (11/10/18)
Tackles-For-Loss	2.0 at Memphis (10/13/18)
Sacks	1.0 3x, last at Memphis (10/13/18)
Pass Breakups	1 3x, last Cincinnati (11/17/18)
Interceptions	1 at ECU (10/1/16)
Forced Fumbles	-- --
Fumbles Recovered	1 Cincinnati (11/17/18)



Jake **HESCOCK**

pittsfield, mass. | salisbury school

r-SO

TE

6-7

252

#88

R-SOPHOMORE (2018)

- Played in all 12 games, starting one at tight end
- Recorded two catches for 13 yards and one touchdown
- at USF (11/23): First career start and first reception
- Memphis (12/1): Snuck out of the backfield to catch a jump-pass from Darriel Mack from four yards out for first career touchdown

R-FRESHMAN (2017)

- Sat out the year after transferring

FRESHMAN (2016)

- Spent the season with the scout team at Wisconsin

HIGH SCHOOL

- Three-star prospect by 247 Sports, ESPN, Rivals and Scout
- Named to All-USA Connecticut first team by USA Today as a senior
- Boston Globe All-Scholastic
- New England Preparatory School Athletic Council Player of the Year and first-team All-New England
- Named NEPSAC Class A Lineman of the Year by Boston Globe
- Recorded 23 catches for 249 yards and two touchdowns as a senior
- Team captain as a senior
- Class President

CAREER STATS

RECEIVING		g	rec	yards	td	long	rec/g	avg/c	avg/g
2018		12	2	13	1	9	0.2	6.5	1.1
TOTAL		12	2	13	1	9	0.2	6.5	1.1

CAREER HIGHS

Receiving	
Receptions	1 2x, last Memphis (12/1/18)
Yards	9 at S. Florida (11/23/18)
Touchdowns	1 Memphis (12/1/18)
Long	9 at S. Florida (11/23/18)



Tristan HILL

lee, fla. | suwannee

JR DL 6-2 330

#9

JUNIOR (2018)

- Played in 11 games, starting one at defensive tackle
- Made 35 total tackles, his single-season career-high
- Had two carries for one yard and one touchdown
- Recorded career-high three sacks for the season
- Named to the 2018 Bronko Nagurski Trophy Watch List, the 2018 pre-season Outland Trophy Watch List, and the Bednarik Award Watch List
- at UConn (8/30): Made four tackles with two for a loss
- SMU (10/6): Recorded his first collegiate points with a one-yard rush and made a tackle for a loss of four yards
- ECU (10/20): Registered one sack and made two total tackles
- Temple (11/1): Had two sacks and made three tackles
- Memphis (12/1): Had six total tackles, his single game career-high, and three tackles-for-loss

SOPHOMORE (2017)

- Named Second Team All-Conference by The American
- Started all 13 games along the defensive line
- Totaled 20 tackles, including nine solo
- Also had 4.5 tackles-for-loss, two sacks and five QB hurries
- at Maryland (9/23): Registered three tackles, including one for loss
- at Navy (10/21): Recorded two tackles, including one for loss
- Austin Peay (10/28): Talled three tackles
- UConn (11/1): Came away with one sack for a loss of four yards
- South Florida (11/24): Had five tackles and added two QB hurries
- Memphis (12/2): Added two QB hurries
- Auburn (1/1): Had one sack at the Chick-fil-A Peach Bowl

FRESHMAN (2016)

- Played in and started all 13 games at defensive end
- Totaled 15 tackles, five tackles-for-loss and one sack
- Added one quarterback hurry and one forced fumble
- Michigan (9/10): Recorded three tackles and one for a loss
- Temple (10/15): Had first career sack and forced fumble

HIGH SCHOOL

- Coached by Jamie Rodgers at Suwannee High School
- A three-star recruit according to ESPN
- Named to the AP Florida Class 5A All-State First Team in 2015
- Helped his team reach the 2015 FHSAA 5A regional finals, while it reached the state semifinals in 2014
- Tagged as a 2014 all-area honoree by The Gainesville Sun

CAREER STATS

RUSHING	g	att	yards	td	long	avg/c	avg/g
2016	13	0	0	0	0	0.0	0.0
2017	13	0	0	0	0	0.0	0.0
2018	11	2	1	1	1	0.5	0.1
TOTAL	37	2	1	1	1	0.5	0.0

TACKLES	g	ua	a	total	tfl	pd	ff	fr	blk	qbh
2016	13	11	4	15	5.0	0	1	0	0	1
2017	13	9	11	20	4.5	0	0	0	0	5
2018	11	20	15	35	10.0	0	0	0	0	4
TOTAL	37	40	30	70	19.5	0	1	0	0	10

SACKS	g	ua	a	total	yards
2016	13	1	0	1.0	8
2017	13	2	0	2.0	14
2018	11	3	0	3.0	19
TOTAL	37	6	0	6.0	41

CAREER HIGHS

Defense	Value	Game
Tackles	6	2x, last Memphis (12/1/18)
Tackles-For-Loss	3.0	Memphis (12/1/18)
Sacks	2.0	Temple (11/1/18)
Pass Breakups	1	vs. Temple (11/18/17)
Interceptions	1	at ECU (10/1/16)
Forced Fumbles	--	--
Fumbles Recovered	--	--



Tyler HUDANICK

harmony, pa. | seneca valley

SR OL 6-5 304

#53

SENIOR (2018)

- Played in 10 games, starting all at left guard
- Helped the Knights break the single-season rushing record

JUNIOR (2017)

- Played in nine games, starting two on the offensive line

- Started at left guard against Maryland (9/23)
- Saw action in the final eight games of the season
- Started in the Chick-fil-A Peach Bowl (1/1)

SOPHOMORE (2016)

- Played in and started the first six games of the season at left guard

FRESHMAN (2015)

- Got into the action right away as a true freshman, starting nine of 10 games played at left guard

HIGH SCHOOL

- Coached by Don Holl at Seneca Valley High School
- Rivals and 247Sports gave him three stars
- Ranked among the top 80 guards in the country by 247Sports
- Also listed as the 32nd best recruit in Pennsylvania by Rivals
- An all-conference lineman in the Quad North his last two years
- Member of the Pittsburgh Tribune-Review Terrific 25 in 2013 and 2014
- Was a Pennsylvania Football Writers All-State Team member as a senior
- On the All-WesternPAFootball.net Big School All-Star First Team and the PAFootballNews.com All-State First Team in 2014
- Member of the Varsity Club and the High Honor Roll in high school



Pat JASINSKI

roswell, ga. | blessed trinity

SR LB 6-1 233

#56

SENIOR (2018)

- Played and started in all 12 games at linebacker
- Made 61 total tackles, 34 solo
- Had five total tackles-for-loss
- Named Second Team All-Conference by The American
- at UConn (8/30): Made 10 total tackles, nine solo
- FAU (9/21): Grabbed an interception and returned it for 18 yards and made eight tackles
- at ECU (10/20): Forced a fumble and had four total tackles
- Navy (11/10): Recovered a fumble, broke up one pass and had four total tackles
- Cincinnati (11/17): Forced a fumble and had 10 total tackles

JUNIOR (2017)

- Played in and started all 13 games as an inside linebacker
- Paced team with 105 tackles, which included 47 solo, 8.0 for loss and one sack
- Recorded one forced fumble, one fumble recovery, one interception, two QB hurries and two breakups
- FIU (8/31): Had five tackles, half a tackle-for-loss on a safety
- Memphis (9/30): Talled nine tackles, a half stop for loss, one fumble recovery and a breakup
- at Cincinnati (10/7): Recorded eight tackles, including 1.5 for loss and one sack
- at Navy (10/21): Set a career-best with 14 tackles
- Austin Peay (10/28): Registered 10 tackles, including four unassisted and one forced fumble
- at Temple (11/18): Collected an interception and seven tackles, including five unassisted and one for loss
- South Florida (11/24): Totaled seven tackles, including 1.5 for loss, and two QB hurries
- Memphis (12/2): Talled 13 tackles, including 1.5 tackles-for-loss
- vs. Auburn (1/1): had eight tackles and half a tackle-for-loss in the Chick-fil-A Peach Bowl

SOPHOMORE (2016)

- Played 13 games at inside linebacker
- Totaled 41 tackles, 4.5 tackles for loss and 3.5 sacks
- South Carolina State (9/3): Had five tackles
- at Michigan (9/10): Amassed four tackles
- at ECU (10/1): Totaled seven tackles, one for a loss, and half a sack
- Temple (10/15): Had a sack and three tackles
- at Houston (10/29): Notched four tackles, including three unassisted
- Tulane (11/5): Recorded six tackles
- at USF (11/26): Had one sack
- vs. Arkansas State (12/17): Recorded one sack in the Cure Bowl
- Named to 2016-17 American All-Academic Team

FRESHMAN (2015)

- Stepped in right away to play in all 12 games with six starts at outside linebacker
- Ended his first year with 42 tackles and two for a loss
- FIU (9/3): Totaled two tackles in his collegiate debut
- at Stanford (9/12): Amassed four tackles
- UConn (10/10): Compiled five tackles with one for a loss
- at Cincinnati (10/31): Racked up four tackles
- at Tulsa (11/7): Finished with seven tackles
- East Carolina (11/19): Ended with four tackles (three solo)
- USF (11/26): Posted seven tackles with a tackle for loss

HIGH SCHOOL

- Coached by Tim McFarlin at Blessed Trinity Catholic High School
- Rivals and ESPN gave him three stars
- ESPN ranked him as the No. 88 outside linebacker in the nation
- Set school records with 433 career tackles, 46 games played, 27 tackles

- for loss and 21 tackles in a game
- Also had 40 receptions for 809 yards and 11 touchdowns in his high school career

- School reached the 2014 GHSA Class AAA state semifinals and the state quarterfinals in 2012 and 2013
- Team captain his final two seasons, and the team MVP in 2014
- Named the 2014 Atlanta Journal Constitution AAA Defensive Player of the Year

- Selected to the all-state first team and to the all-region first team as both a linebacker and tight end
- Posted 130 tackles (95 solo) as a senior with four interception and 10 tackles for loss, and as a tight end, collected eight touchdown passes including a 70-yard score in the state semifinals
- In 2013, had 112 tackles with nine tackles for loss and a pair of sacks, while also forcing two fumbles en route to all-state honorable mention status

- Boasted 131 tackles with an interceptions and three forced fumbles as a sophomore

- Started seven games on the varsity team as a freshman, completing the year with 60 tackles and the school's Rookie of the Year award
- Along with serving as a linebacker and tight end, received two letters as a forward on the basketball team and played outfield on the freshman baseball squad

- Honor Roll Magna Cum Laude each semester in high school
- Founding member of the Blessed Trinity Interact service program, and performed 125 hours of community service in high school

CAREER STATS

INTERCEPTIONS	g	no.	yards	td	long	avg/r	avg/g
2015	12	0	0	0	0	0.0	0.0
2016	13	0	0	0	0	0.0	0.0
2017	13	1	-1	0	0	-1.0	-0.1
2018	12	1	18	0	18	18.0	1.5
TOTAL	50	2	17	0	18	8.5	0.3

TACKLES	g	ua	a	total	tfl	pd	ff	fr	blk	qbh
2015	12	18	24	42	2.0	0	0	0	0	0
2016	13	24	17	41	4.5	0	0	0	0	1
2017	13	47	58	105	8.0	3	1	1	0	2
2018	12	34	27	61	5.0	5	2	1	0	4
TOTAL	50	123	126	249	19.5	8	3	2	0	7

SACKS	g	ua	a	total	yards
2015	12	0	0	0.0	0
2016	13	3	1	3.5	24
2017	13	1	0	1.0	6
2018	12	0	0	0.0	0
TOTAL	50	4	1	4.5	30

CAREER HIGHS

Defense	Value	Game
Tackles	14	at Navy (10/21/17)
Tackles-For-Loss	1.5	4x, last SC State (9/8/18)
Sacks	1.0	4x, last at Cincinnati (10/5/17)
Pass Breakups	1	6x, last at S. Florida (11/23/18)
Interceptions	1	2x, last FAU (9/21/18)
Forced Fumbles	1	3x, last Cincinnati (11/17/18)
Fumbles Recovered	1	2x, last Navy (11/10/18)



Jordan JOHNSON

jacksonville, fla. | ed white

JR OL 6-2 320

#72

JUNIOR (2018)

- Started all 12 games at center
- Earned First Team All-Conference honors by The American
- Helped the Knights break the single-season rushing record
- Named to the Rimington Trophy Watch List

SOPHOMORE (2017)

- Appeared in and started all 13 games at center
- Switched from guard to center prior to the season
- Named First Team All-Conference by The American

FRESHMAN (2016)

- Played in all 13 games, starting 12 on the offensive line
- Earned first start of career in Week 2 at Michigan

HIGH SCHOOL

- Coached by Terry Gillingham at Ed White High School
- A four-star product by ESPN, and three stars by Rivals and 247Sports
- Listed as No. 23 guard in the country by Rivals and No. 24 by ESPN
- Both place him among the top 75 overall players in Florida
- Named to the FHSAA Class 6A All-State First Team
- Selected to compete in the 2016 Blue-Grey All-American Bowl
- Ed White reached the 2014 FHSAA Class 6A regional finals



Keenan JOHNSON

oakland, calif. | san lorenzo

SR DB 6-0 180

#29

SENIOR (2018)

- Played in 11 games, starting three at nickel
- Recorded 17 tackles on the season including 11 solo
- Recovered one fumble on the year and broke up two passes
- at UConn (8/30): Had a career-high four tackles
- Cincinnati (11/17): Recovered a fumble

JUNIOR (2017)

- Appeared in six games as a defensive back
- FIU (8/31): Made UCF debut and registered one tackle

PRIOR TO UCF

- Played at the College of San Mateo before transferring to UCF
- In high school, played at San Lorenzo

CAREER STATS

TACKLES	g	ua	a	total	tfl	pd	ff	fr	blk	qbh
2017	6	0	1	1	0.0	0	0	0	0	0
2018	11	11	6	17	0.5	2	0	1	0	0
TOTAL	17	11	7	18	0.5	2	0	1	0	0

CAREER HIGHS

Defense			
Tackles	4		at UConn (8/30/18)
Tackles-For-Loss	0.5		Pitt (9/29/18)
Sacks	--		--
Pass Breakups	1		2x, last Pitt (9/29/18)
Interceptions	--		--
Forced Fumbles	--		--
Fumbles Recovered	1		Cincinnati (11/17/18)



Quadry JONES

orlando, fla. | jones

FR QB 6-0 176

#12

FRESHMAN (2018)

- Appeared in one game for one play
- ECU (10/20): Lined up at receiver for a double-pass play that ended with him throwing 42-yard touchdown strike to Adrian Killins Jr.

HIGH SCHOOL

- Led the Tigers to a 10-3-1 record and a district title as a senior
- Threw for 1,328 yards, averaging 265.6 yards per game, on 77-of-109 passing for a 70.6-percent completion percentage with 14 touchdowns in 2017
- Rushed for 4.2 yards per carry and one touchdown as a senior
- Threw for 2,256 yards and 28 touchdowns during junior campaign with a 61.2-percent completion clip, as the Fightin' Tigers won 10-2 and reached the regional finals



Adrian KILLINS JR.

daytona beach, fla. | mainland

JR RB 5-8 158

#9

CAREER

- Holds the program record for career average per rush with 5.75 yards
- Ranks 10th in program history with 1,753 yards rushing
- Tied for seventh in program history with 25 touchdowns, 18 rushing and seven receiving

JUNIOR (2018)

- Played in and started all 12 games at running back
- Tabbed Second Team All-Conference by The American as a running back and a return specialist
- Recorded 698 yards rushing and four touchdowns on 144 carries
- Caught 17 passes for 385 yards and four touchdowns
- Returned 14 kickoffs for 306 yards
- Totaled 1,389 all-purpose yards on the year for 115.8 per game
- Averaged 58.2 yards of total offense per game, 4.8 yards per carry, 22.6 yards per catch and 21.9 yards per kickoff return
- Accounted for a team-high 20 plays of 20-yards or more, including four that went for touchdowns
- at UConn (8/30): Had nine carries for 38 yards and a touchdown, also caught two passes for 44 yards
- SC State (9/8): Rushed for two scores on eight carries for 89 yards
- Pitt (9/29): Set a career high with 140 yards receiving on three catches with one touchdown, including a career-long 71-yard touchdown pass

- SMU (10/6): Topped 100 yards rushing for the only time this season with 113 yards on 20 touches and one score
- at ECU (10/20): Caught two passes, including a 42-yard touchdown strike on a double-pass from Quadry Jones
- Navy (11/10): Ran for 83 yards on 14 carries
- Cincinnati (11/17): Broke out of the backfield for four receptions that turned into a pair of scores and 82 yards

SOPHOMORE (2017)

- Named First Team All-Conference by The American
- Started in 12 games and appeared in all 13 at running back
- Ran for 790 yards and 10 touchdowns on 122 carries, all team highs
- Caught 25 passes for 169 yards and had one score through the air
- Averaged 6.47 yards per rush, which set a UCF single-season record
- Also had 79.5 all-purpose yards per game and 60.8 yards of total offense per game
- Topped 100 yards rushing in three games
- Recorded eight plays of 20+ yards, including four touchdowns
- Maryland (9/23): Carried the ball seven times for 46 yards and a touchdown
- Memphis (9/30): Set the UCF and American Athletic Conference record for longest play from scrimmage with a 96-yard touchdown run...finished with 115 yards on nine carries and snagged five passes for 64 yards and a score...first multi-touchdown game in career...named The American Offensive Player of the Week
- ECU (10/14): Recorded 52 yards on eight carries and scored a TD
- Navy (10/21): Busted loose for a 79-yard touchdown run to finish with 122 yards on a career-high 15 rushes...Named to The American Weekly Honor Roll

- SMU (11/4): Had 14 rushes for a career-high 145 yards on the ground and two touchdowns...marked the fifth best yards per carry average in a game in UCF history (10.36)...also added a 64-yard scoring run...Named to The American Weekly Honor Roll
- USF (11/24): Matched career high in carries with 15, running for 82 yards and a score
- Memphis (12/2): Rushed for 51 yards on 13 carries with a touchdown

FRESHMAN (2016)

- Played in all 13 games, starting three at running back
- Rushed 50 times and was third on the team with 325 rushing yards
- Had a team best 6.5 yards per carry average and ran for four touchdowns
- Also caught 18 passes for 198 yards receiving and two touchdowns
- Was the team's leading kick returner with 18 returns for 451 yards on the season
- Averaged 25.1 yards per kick return, which ranked 22nd in the nation, and had one 100-yard touchdown return
- Second on the team with seven total touchdowns
- Led all Knights with 974 all-purpose yards
- Had the two longest plays of the year with a 100-yard kick return and an 87-yard rush
- Totaled five plays of 50 yards or more and 18 plays of 20+ yards
- Michigan (9/10): Ran for an 87-yard touchdown, which tied for the longest run from scrimmage in UCF history
- Maryland (9/17): Rushed five times for 60 yards
- FIU (9/24): Totaled 86 rushing yards on six carries, ran for a 61-yard score, and caught two passes for 69 yards receiving
- ECU (10/1): Returned a kick 100 yards for a touchdown, which was only the fourth time a Knight had done so in program history
- Temple (10/15): Caught a 16-yard touchdown pass
- UConn (10/22): Hauled in three passes for 36 yards and a 39-yard touchdown
- Houston (10/29): Ran for a six-yard touchdown and returned three kicks for 63 yards
- Tulane (11/5): Gained 47 yards on five rushes and caught five passes for 61 yards
- Tulsa (11/19): Ran for a touchdown and returned two kicks for 77 yards, including a 57-yarder
- USF (11/26): Totaled 76 yards on three kick returns

HIGH SCHOOL

- Coached by Scott Wilson at Mainland High School
- A three-star product by Rivals, 247Sports and ESPN
- Ranked as the No. 26 best running back in the nation according to Rivals, and has been in the top 100 by 247Sports and ESPN
- Picked up three stars from Rivals, 247Sports and ESPN
- Rated as the No. 24 player in the Orlando Sentinel's 2016 Central Florida Super60
- Ran for almost 1,000 yards as a senior, where his team lost in the 6A state regional finals
- Mainland reached the 2014 FHSAA 6A state semifinals
- As a junior, posted 162 rushes for 1,173 rushing yards with 14 touchdowns, while catching 17 passes for 187 yards and three scores
- Named the Daytona Beach News-Journal 2015 Boys Track and Field Athlete of the Year
- Won back-to-back Class 3A state titles in the 200M in 2015 and 2016, running it in 21.16 and 21.32, respectively, while he also finished .01 of a second from earning first in the 100M in 2015
- Was the first state track champion for Mainland in 10 years, and was the only athlete to win a gold medal from Flagler or Volusia County areas
- Personal-best times in those races prior to senior year were 21.05 (200M) and 10.53 (100M)

CAREER STATS

RUSHING	g	att	yards	td	long	avg/c	avg/g
2016	13	50	325	4	87	6.5	25.0
2017	13	122	790	10	96	6.5	60.8
2018	12	144	698	4	26	4.8	58.2
TOTAL	38	316	1813	18	96	5.7	47.7

RECEIVING	g	rec	yards	td	long	rec/g	avg/c	avg/g
2016	13	18	198	2	60	1.4	11.0	15.2
2017	13	25	169	1	27	1.9	6.8	13.0
2018	12	17	385	4	71	1.4	22.6	32.1
TOTAL	38	60	752	7	71	1.6	12.5	19.8

KICK RETURNS	g	no.	yards	td	long	avg/r	avg/g
2016	13	18	451	1	100	25.1	34.7
2017	13	5	75	0	19	15.0	5.8
2018	12	14	306	0	44	21.9	25.5
TOTAL	38	37	832	1	100	22.5	21.9

ALL PURPOSE	g	rush	rcv	pr	kr	ir	total	avg/g
2016	13	325	198	0	451	0	974	74.9
2017	13	790	169	0	75	0	1034	79.5
2018	12	698	385	0	306	0	1389	115.8
TOTAL	38	1813	752	0	832	0	3397	89.4

CAREER HIGHS

Rushing			
Attempts	20		SMU (10/6/18)
Yards	145		at SMU (11/4/17)
Touchdowns	2		3x, last SC State (9/8/18)
Long	96		Memphis (9/30/17)

Receiving			
Receptions	6		South Florida (11/24/17)
Yards	140		Pitt (9/29/18)
Touchdowns	2		Cincinnati (11/17/18)
Long	71		Pitt (9/29/18)

Kick Returns			
Returns	3		5x, last at Memphis (10/13/18)
Yards	100		at ECU (10/1/16)
Touchdowns	1		at ECU (10/1/16)
Long	100		at ECU (10/1/16)

All-Purpose			
Yards	204		at FIU (9/24/16)
Touchdowns	2		5x, last Cincinnati (11/17/18)



Mac LOUDERMILK

valdosta, ga. | valdosta

r-SR P 6-1 234

#48

CAREER

- Ranks seventh in program history with 102 punts
- Climbed up to sixth all-time with 4,231 yards punting
- Sits third in career average at 41.5

R-SENIOR (2018)

- Played in and started all 12 games as punter and holder
- Won the 2018 Peter Mortell Holder of the Year Award for flawless execution on the field goal unit
- Punted 41 times for 1,745 yards at a 42.6 average, the latter is tied for eighth in the single-season top-10
- Dropped 15 punts inside the 20-yard line, only giving up three touchbacks
- Connected on 10 punts of 50 yards or longer
- Forced 10 fair catches and allowed just 11 returns all season
- Averaged three yards of return per punt
- SC State (10/8): Dropped two of three punts inside the 20
- FAU (9/21): Boomed a trio of punts for a 49-yard average with two longer than 50 yards
- Pitt (9/29): Launched two punts with a 49-yard average
- Memphis (10/13): Won the field position game with seven punts at a 42.1-yard average, with three fair catches, a 54-yard boot and a pair inside the 20
- ECU (10/20): Induced a quartet of fair catches with three punts downed inside the 20
- USF (11/23): Hammered six punts for 282 yards and a 47-yard average with four inside the 20, two fair catches and the 50-yard punts, including a season-long 66-yard boot

JUNIOR (2017)

- Played in all 13 games as punter and holder
- Dropped 19 of 41 punts inside the 20-yard line
- Forced 23 fair catches with a 39.5-yard average, not hitting a touch-back once
- Hammered six punts over 50 yards
- Opponents averaged just 10.2 yards per return
- Named Second Team All-Conference by The American



2019 PLAYSTATION FIESTA BOWL

- Mortell Holder of the Year finalist
- FIU (8/31): Dropped all three punts inside the 20-yard line with a 40-yard average
- Maryland (9/23): Punted a career-high seven times with three fair catches and two inside the 20
- Memphis (9/30): Floated a pair of boots inside the 20-yard line
- ECU (10/14): Hammered two of three punts over 50 yards for a 46.3-yard average
- Navy (10/21): Put all three punts inside the 20
- UConn (11/11): Hit the eighth longest punt in program history with a nicely-placed 69-yard boot, leading to a 51.2-yard average...named the Ray Guy Award Punter of the Week
- Temple (11/18): Placed four of five punts inside the 20-yard line, including a 62-yard effort

SOPHOMORE (2016)

- Played in 10 games as punter
- Punted six times for 210 yards for an average of 35.0 yards
- Had a long of 47 yards and one punt inside the 20
- Maryland (9/17): Three punts for 120 yards with one inside the 20 and a 47-yarder
- Named to 2016-17 American All-Academic Team

R-FRESHMAN (2015)

- In his first UCF game, booted seven punts against Houston for 350 yards and a 50.0 average highlighted by a long of 61 yards
- The 50.0 average was good for fifth on the single-game chart
- Also punted in the USF game, posting two 52-yard punts

FRESHMAN (2014)

- On the American Athletic Conference All-Academic Team
- Worked as the team's backup punter during the year, but did not see action

HIGH SCHOOL

- Coached by Rance Gillespie at Valdosta High School
- ESPN rated him with three stars and as the No. 41 kicker in the nation
- Ranked as the No. 56 dual-threat quarterback by 247Sports
- Named 2013 All-Region 1-A Special Teams Player of the Year
- Valdosta reached the 2012 and 2013 GHSA 6A state tournament
- Averaged 41.7 yards per punt as a junior
- Named an all-region pick as a punter in 2012
- Participated in the National Kicking Championship in Bradenton

CAREER STATS

PUNTING	g	no.	yards	long	avg
2015	2	9	454	61	50.4
2016	10	6	210	47	35.0
2017	13	46	1822	69	39.6
2018	12	41	1745	66	42.6
TOTAL	37	102	4231	69	41.5

CAREER HIGHS

Punting		
Punts	7	3x, last at Memphis (10/13/18)
Yards	350	Houston (10/24/15)
Average	52.0	USF (11/26/15)
Long	69	UConn (11/11/17)
Inside the 20	4	2x, last at S. Florida (11/23/18)
50+ Yards	3	2x, last at S. Florida (11/23/18)



Gabriel LUYANDA

tampa, fla. | king | garden city cc

SR DE 6-5 250

#24

SENIOR (2018)

- Played in 12 games, starting one at defensive end
- Made 15 tackles, eight solo
- Recorded 1.5 tackles for a loss of six yards on the season
- Registered one sack for a loss of four yards

JUNIOR (2017)

- Played in all 13 games, making one start as a linebacker
- Totalled 29 tackles, including 20 unassisted, 4.5 for loss and one sack
- Recovered one fumble and registered a pass breakup
- FIU (8/31): Made three stops, including two solo, and recovered a fumble in debut for the Knights
- at Maryland (9/23): Notched one TFL and totaled three stops
- Memphis (9/30): Tallied five tackles, two for loss and one sack
- at Cincinnati (10/7): Amassed five tackles, including three solo
- ECU (10/14): Set a career-best with six tackles
- Austin Peay (10/28): Registered one unassisted tackle for loss
- at SMU (11/4): Recorded first pass break-up
- UConn (11/11): Generated three tackles, including two solo

PRIOR TO UCF (2015-16)

- Played for head coach Jeff Sims at Garden City Community College
- Helped lead Garden City to a Junior College National Championship
- Recorded 55 tackles, 2.5 sacks and 1 interception in 11 games for Garden City in 2016

HIGH SCHOOL

- Earned Honorable Mention All-Hillsborough County honors as a senior at King High School
- Received three stars from 247, ranking No. 60 among junior college players and No. 146 as an outside linebacker

CAREER STATS

TACKLES	g	ua	a	total	tfl	pd	ff	fr	blk	qbh
2017	13	20	9	29	4.5	1	0	1	0	0
2018	12	8	7	15	1.5	1	0	0	0	3
TOTAL	25	28	16	44	6.0	2	0	1	0	3

SACKS	g	ua	a	total	yards
2017	13	1	0	1.0	9
2018	12	1	0	1.0	4
TOTAL	25	2	0	2.0	13

CAREER HIGHS

Defense		
Tackles	6	ECU (10/14/17)
Tackles-For-Loss	2.0	Memphis (9/30/17)
Sacks	1.0	2x, last at S. Florida (11/23/18)
Pass Breakups	1	2x, last SMU (10/6/18)
Interceptions	--	--
Forced Fumbles	--	--
Fumbles Recovered	1	FIU (8/31/17)



Darriel MACK JR.

norfolk, va. | norview

R-FR QB 6-3 230

#8

R-FRESHMAN (2018)

- Played in nine games, starting two
- Ran for 340 yards and six touchdowns on 58 carries
- Was 40-of-70 through the air for 522 yards and two touchdowns
- Had a passing efficiency of 129.21
- Averaged 5.9 yards per rush, 37.8 all-purpose yards per game and 95.8 yards of total offense per game
- Named the Most Outstanding Player of the 2018 American Athletic Conference Championship Game
- at UConn (8/30): Recorded the second longest run by a quarterback in program history with a 70-yard dash to the house
- at ECU (10/20): Earned first career start, going 12-of-20 for 69 yards passing and rushed for 120 yards with one touchdown on 22 carries, the second most rushing yards by a quarterback in a single game in program history
- at USF (11/23): Came in relief of an injured McKenzie Milton in the second quarter, carried the ball 10 times for 51 yards, also went 5-for-14 passing for 81 yards, with a long of 47
- Memphis (12/1): Connected on 19 of 27 pass attempts for 348 yards and two touchdowns, the most passing yards by a freshman since Ryan Schneider in 2000, posted four rushing touchdowns from 18 carries, tying the UCF single-game record and setting The American Championship Game record

FRESHMAN (2017)

- Spent the season with the scout team

HIGH SCHOOL

- Played for head coach Dealton Colton at Norview High School
- Named All-Tidewater Player of the Year
- Passed for 2,975 yards; Rushed for 1,127; Accounted for 52 total touchdowns
- Total of 4,132 combined yards ranks 10th on Virginia High School League single season chart
- Received three stars from 247, ranking No. 17 as a dual threat quarterback and No. 25 in Virginia
- Earned three stars from ESPN, ranking No. 33 among a dual threat quarterback and No. 26 in Virginia
- Received three stars from Rivals, ranking No. 25 as a dual threat quarterback and No. 26 in Virginia

CAREER STATS

RUSHING	g	att	yards	td	long	avg/c	avg/g
2018	9	58	340	6	70	5.9	37.8
TOTAL	9	58	340	6	70	5.9	37.8

PASSING	g	cmp-att-int	yards	td	long	pct	avg/p	avg/g	effic
2018	9	40-70-0	522	2	54	57.1	7.5	58.0	129.2
TOTAL	9	40-70-0	522	2	54	57.1	7.5	58.0	129.2

TOTAL OFFENSE	g	rush	pass	total	avg/g
2018	9	340	522	862	95.8
TOTAL	9	340	522	862	95.8

CAREER HIGHS

Passing		
Completions	19	Memphis (12/1/18)
Attempts	27	Memphis (12/1/18)
Yards	348	Memphis (12/1/18)
Touchdowns	2	Memphis (12/1/18)
Interceptions	--	--
Long	54	Memphis (12/1/18)

Rushing		
Attempts	22	at ECU (10/20/18)
Yards	120	at ECU (10/20/18)
Touchdowns	4	Memphis (12/1/18)
Long	70	at UConn (8/30/18)

Total Offense		
Yards	407	Memphis (12/1/18)
Touchdowns	6	Memphis (12/1/18)



Greg MCCRAE

miami, fla. | miramar

SO RB 5-10 175

#30

SOPHOMORE (2018)

- Played in all 12 games
- Totalled 1,101 yards on the ground on 123 touches with nine touchdowns
- Scored eight touchdowns over the final six games
- Recorded 17 plays of 20-yards or more, seven of which went for scores
- Led the team in net rush yard, yards per carry, rushing touchdowns and rushing yards per game
- Topped 100 yards rushing three times, including one 200-yard outing
- First 1,000-yard rusher since Storm Johnson in 2013
- Stopped behind the line of scrimmage for just 11 yards all year
- Posted seven catches for 114 yards and one touchdown
- Averaged nine yards per carry, which ranks second in the nation and is the best single-season rush average in UCF history
- Accounted for nine plays of 20-yards or more, including four passes longer than 40 yards
- Had 103.2 all-purpose yards and 91.8 yards of total offense per game
- at UConn (8/30): Scored on a season-long 36-yard pass from McKenzie Milton
- SC State (9/8): Rushed for 62 yards and one touchdown on five carries
- at ECU (10/20): Finished one yard shy of first career 100-yard rushing game, had five carries with one touchdown, a career-long 74-yard scamper to the end zone
- Temple (11/1): Carried the ball 16 times for 188 yards and one touchdown
- Navy (11/10): Notched 101 yards rushing on 17 touches
- Cincinnati (11/17): Scored once one seven rushes for 41 yards
- at USF (11/23): Went for 181 yards on the ground from 16 carries, posted a career-high three touchdowns
- Memphis (12/1): Rushed for 206 yards on a career-high 24 touches with one touchdown, became the first Knight to rush for more than 200 yards since Latavius Murray in 2011, was the 10th most rushing yards in a single game in program history, finished five yards shy of setting The American Championship Game record

FRESHMAN (2017)

- Appeared in all 13 games at running back and on special teams
- Totalled 151 yards on 26 carries with two touchdowns
- Averaged 5.8 yards per carry
- Returned three kickoffs for an average of 25.3 yards per return
- FIU (8/31): Carried the ball five times for 24 yards and a touchdown in college debut, along with a 21-yard kickoff return
- ECU (10/14): Notched a career-high 67 yards rushing on six carries
- Austin Peay (10/28): Had a career-high eight carries to total 27 yards
- UConn (11/11): Returned a kickoff 31 yards

HIGH SCHOOL

- Played for head coach Matt Strout at Miramar High School
- Earned three stars from 24/7 Sports, ranking No. 1680 nationally, No. 113 at running back and No. 234 in the state of Florida
- Compiled a three-star rating from ESPN.com, ranking No. 362 regionally, No. 67 as a running back and No. 122 in the state of Florida
- Received two start from Rivals.com
- Competed on the track and field team during the spring
- Originally signed his NLI with Navy in Feb. 2016



CAREER STATS

RUSHING	g	att	yards	td	long	avg/c	avg/g
2017	13	26	151	2	20	5.8	11.6
2018	12	123	1101	9	74	9.0	91.8
TOTAL	25	149	1252	11	74	8.4	50.1

RECEIVING	g	rec	yards	td	long	rec/g	avg/c	avg/g
2017	13	2	13	0	8	0.2	6.5	1.0
2018	12	7	114	1	36	0.6	16.3	9.5
TOTAL	25	9	127	1	36	0.4	14.1	5.1

KICK RETURNS	g	no.	yards	td	long	avg/r	avg/g
2017	13	3	76	0	31	25.3	5.8
2018	12	1	23	0	23	23.0	1.9
TOTAL	25	4	99	0	31	24.8	4.0

ALL PURPOSE	g	rush	rcv	pr	kr	ir	total	avg/g
2017	13	151	13	0	76	0	240	18.5
2018	12	1101	114	0	23	0	1238	103.2
TOTAL	25	1252	127	0	99	0	1478	59.1

CAREER HIGHS

Rushing	
Attempts	24 Memphis (12/1/18)
Yards	206 Memphis (12/1/18)
Touchdowns	3 at S. Florida (11/23/18)
Long	74 at ECU (10/20/18)

Receiving	
Receptions	3 Memphis (12/1/18)
Yards	36 at UConn (8/30/18)
Touchdowns	1 at UConn (8/30/18)
Long	36 at UConn (8/30/18)

Kick Returns	
Returns	1 4x, last FAU (9/21/18)
Yards	31 UConn (11/11/17)
Touchdowns	--
Long	31 UConn (11/11/17)

All-Purpose	
Yards	236 Memphis (12/1/18)
Touchdowns	3 at S. Florida (11/23/18)



Taj MCGOWAN

hollywood, fla. | hallandale

SR RB 6-1 210 #4

SENIOR (2018)

- Played in all 12 games
- Carried the ball 69 times for 464 yards and seven touchdowns
- Led the team with the fewest yards lost rushing with three
- Crossed the 1,000-yard career mark against Cincinnati
- Averaged 6.7 yards per catch with 38.7 yards of total offense per game
- at UConn (8/30): Had three carries for 34 yards
- FAU (9/21): Totaled 35 yards and one touchdown from seven touches
- at Memphis (10/13): Ran for 81 yards from four rushes with two touchdowns, including a career-long 71-yard house call on 4th-and-1 from UCF territory
- Navy (11/10): Punched in one touchdown from six carries to total 16 yards
- at USF (11/23): Had 11 carries for 72 yards and scored once

JUNIOR (2017)

- Appeared in all 13 games at running back
- Ran for 235 yards and eight touchdowns on 69 carries
- Made seven receptions for 36 yards
- Averaged 3.4 yards per carry and 5.1 yards per catch
- Tallied a rushing touchdown in the first five games of the year
- FIU (8/31): Powered through for a one-yard touchdown run
- Maryland (9/23): Stepped up with 12 carries for 33 yards and two touchdown runs
- Memphis (9/30): Carried the ball 12 times for a season-high 69 yards and a score
- Cincinnati (10/7): Finished with seven rushes for 26 yards and a TD
- ECU (10/14): Recorded 26 yards on eight carries with a touchdown
- Navy (10/21): Ran for 42 yards on four touches

SOPHOMORE (2016)

- Played in all 13 games at running back
- Ran for 156 yards and two touchdowns on 35 carries, averaging 4.5 yards per rush
- Also caught six passes for 48 yards
- Returned three kicks for 66 yards, including a long of 26 yards
- South Carolina State (9/3): Rushed 11 times for 48 yards and caught two passes for 18 yards
- at ECU (10/1): Had two carries for 50 yards and a score
- USF (11/26): Totaled 21 yards and a touchdown on seven carries and caught three passes for 28 yards
- Named to 2016-17 American All-Academic Team

FRESHMAN (2015)

- Saw time immediately and was second on the team with 85 carries and 284 yards
- Earned one rushing touchdown and had a 3.1 average
- Caught two passes for 13 yards
- at Stanford (9/12): Rushed 20 times for 67 yards and had one catch
- Furman (9/19): Had 15 carries for 44 yards
- at Tulane (10/3): Rushed nine times and had an 18-yard reception
- at Tulsa (11/7): Attempted 11 rushes and posted 38 yards with a touchdown
- ECU (11/19): Capped the day with 50 rushing yards on 10 attempts
- USF (11/26): Rushed 13 times for 42 yards

HIGH SCHOOL

- Enrolled at UCF in the spring of 2015
- Coached by Dameon Jones at Hallandale High School
- A three-star product ranked as the No. 81 running back in the nation by 247Sports
- Also listed with three stars by Rivals and ESPN
- Hallandale reached the 2014 FHSAA Class 6A regional semifinals
- Amassed 768 rushing yards for a 9.7 average with 14 touchdowns in 2014
- Had a big day vs. Stranahan, rushing for 123 yards on just six carries with two touchdowns
- As a junior, posted 683 rushing yards with 10 touchdowns

CAREER STATS


RUSHING	g	att	yards	td	long	avg/c	avg/g
2015	8	85	262	1	15	3.1	32.8
2016	13	35	156	2	47	4.5	12.0
2017	13	69	235	8	29	3.4	18.1
2018	12	69	464	7	71	6.7	38.7
TOTAL	46	258	1117	18	71	4.3	24.3

RECEIVING	g	rec	yards	td	long	rec/g	avg/c	avg/g
2015	8	2	13	0	18	0.2	6.5	1.6
2016	13	6	48	0	21	0.5	8.0	3.7
2017	13	7	36	0	10	0.5	5.1	2.8
2018	12	1	-2	0	0	0.1	-2.0	-0.2
TOTAL	46	16	95	0	21	0.3	5.9	2.1

CAREER HIGHS

Rushing	
Attempts	20 at Stanford (9/12/15)
Yards	81 at Memphis (10/13/18)
Touchdowns	2 4x, last Temple (11/1/18)
Long	71 at Memphis (10/13/18)

Receiving	
Receptions	3 2x, last Austin Peay (10/28/17)
Yards	28 at USF (11/26/16)
Touchdowns	--
Long	21 South Carolina State (9/3/16)



Jermaine MCMILLIAN

miami, fla. | booker t. washington

FR DB 6-2 185 #26

FRESHMAN (2018)

- Played in nine games
- Made 10 total tackles, eight solo
- Broke up one pass on the season
- at UConn (8/30): Made his collegiate debut
- SMU (10/6): Set his season-high with three tackles

HIGH SCHOOL

- Broke up 14 passes during his senior season at Booker T. Washington
- Recorded a forced fumble and 4 tackles for-loss vs Miami Central during his senior season
- Played for Miami Central as a junior in 2016, helping his team advance to the Class 6A Regional Semifinals

CAREER STATS

TACKLES	g	ua	a	total	tfl	pd	ff	fr	blk	qbh
2018	9	8	2	10	1.0	1	0	0	0	0
TOTAL	9	8	2	10	1.0	1	0	0	0	0

CAREER HIGHS

Defense	
Tackles	3 SMU (10/6/18)
Tackles-For-Loss	1.0 SMU (10/6/18)
Sacks	--
Pass Breakups	1 at ECU (10/20/18)
Interceptions	--
Forced Fumbles	--
Fumbles Recovered	--



Josh MCMULLEN

decatur, miss. | east webster | east central cc

JR OL 6-5 290 #60

JUNIOR (2018)

- Played in all 12 games
- Split duties between the offensive line and the field goal unit
- Helped the Knights break the single-season rushing record

PRIOR TO UCF

- Started all 11 games as a sophomore in 2017, earning All-Mississippi Association of Community and Junior Colleges First Team honors
- Played in eight contests as a freshman

HIGH SCHOOL

- Helped guide East Webster to Mississippi 2A State Semifinals as a senior in 2015



Wyatt MILLER

douglas, ga. | coffee

r-SR OL 6-4 306 #78

R-SENIOR (2018)

- Played in and started all 12 games at left tackle
- Named Second Team All-Conference by The American
- Helped the Knights break the single-season rushing record

R-JUNIOR (2017)

- Appeared in and started all 13 games at right tackle
- Earned Second Team All-Conference honors by The American

R-SOPHOMORE (2016)

- Played in and started all 13 games at right tackle
- Named to 2016-17 American All-Academic Team

R-FRESHMAN (2015)

- Received eight starts at right tackle, and played in 10 games overall

FRESHMAN (2014)

- Named to the American Athletic Conference All-Academic Team
- Selected as the Offensive Scout Team Player of the Week for the Tulane game

HIGH SCHOOL

- Coached by Robby Pruitt at Coffee High School, playing tight end and tackle
- Ranked as the No. 53 offensive tackle by 247Sports and at No. 92 by ESPN
- Both outlets also listed him with three stars
- Selected to the 2013 All-Region 1-AAAAA First Team
- Received a spot in the 2014 Offense-Defense All-American Bowl in Orlando
- Posted one catch for 17 yards as a junior, with Coffee reaching the first round of the playoffs in 2011 and 2012
- Lettered four years on the baseball field, three years on the gridiron and once on the basketball hardwood
- Hit .330 as a first baseman in 2013
- Member of the student council and was in the top 5% of his class



McKenzie MILTON

kapolei, hawaii | mililani

JR QB 5-11 185 #10

CAREER

- Holds the UCF record for career rushing yards by a quarterback with 1,078, and is second in passing efficiency at 152.3, consecutive games played with a touchdown pass at 24, passing yards per completion at 13.8 and career interception-to-attempt ratio at .022
- Ranks third in program history with 630 pass completions, 1,120 pass attempts, 12 300-yard passing games, two 400-yard passing games and 9,761 career total offense
- Moved up to fourth in school history with 72 passing touchdowns, 8,683 passing yards, 8.1 passing yards per attempt, 92 career touchdowns responsible and seasons with 2,000 or more passing yards with two
- Climbed to fifth in the career completion chard at 61.8-percent, and seventh in career rushing touchdowns with 20

JUNIOR (2018)

- Played and started 10 games
- First two-time American Athletic Conference Offensive Player of the Year
- American Athletic Conference First Team selection
- Johnny Unitas Golden Arm Award Finalist



2019 PLAYSTATION FIESTA BOWL

- Semifinalist for the Maxwell Award, Walter Camp Award and Davey O'Brien Award
- Four-time American Athletic Conference Player of the Week and three-time honor roll pick
- Connected on 171-of-289 passes for a 59.2-completion percent
- Threw for 2,663 yards and 25 touchdowns with just six interceptions
- Recorded four 300-yard passing games, tied for sixth in the single-season record book
- Ran for 307 yards on 79 carries with nine touchdowns on the ground
- Tied for the team lead with Greg McCrae for rushing touchdowns
- Posted a 160.97 passing efficiency mark, the fourth-best total in program history
- Tied for sixth in single-season passing touchdowns
- Finished the regular season ranked 11th in passing efficiency, 22nd in passing touchdowns, 18th in passing yards per game, third in passing yards per completion, 12th in points responsible for, fifth in points responsible per game, 13th in total offense and ninth in passing yards per attempt
- Accounted for 49 plays of 20-yards or more, with two rushes longer than 20 yards
- Averaged 297 yards per game through the air and 3.9 yards per rush attempt
- UConn (8/30): Opened the season with a 24-for-32 performance for 346 yards and five touchdowns, tied career high and third most in a single game in program history, garnered Maxwell Award Who's Hot, Manning Award Star of the Game, Davey O'Brien Great Eight and The American Offensive Player of the Week honors
- FAU (9/21): Totaled a career-high six touchdowns with three passing on 21-of-32 for 306 yards and a career-best three rushing from 81 yards on 13 carries, earned The American Offensive Player of the Week and Manning Award Star of the Week honors
- Pitt (9/29): Posted another six-touchdown performance with a 328-yard, four-passing touchdown outing, ran for two more scores with 51 yards on 10 rushes, honored as the Walter Camp National Player of the Week, Davey O'Brien Great Eight, Manning Award Star of the Week and The American Offensive Player of the Week
- SMU (10/6): Posted a pair of touchdowns from 278 yards passing
- Memphis (10/13): Bounced back from a rough first half to connect on a season-long 75-yard touchdown to Gabriel Davis, as a part of a 296-yard performance through the air, set up the game-winning PAT with a seven-yard scoring run in the fourth quarter, honored as The American Offensive Player of the Week
- Temple (11/1): Posted a 312-yard, 17-for-33 outing with three touchdowns, also ran for 19 yards and a score on seven carries
- Navy (11/10): Connect on 17-of-21 passes for 200 yards and two scores, found pay dirt once on seven rushes for 62 yards
- Cincinnati (11/17): Finished 268 yards passing from 13-for-25 with three touchdowns, ran for a score on the ground
- USF (11/23): Threw for 86 yards and one score on 5-of-10 passing, exited midway through the second quarter with a season-ending injury

SOPHOMORE (2017)

- American Athletic Conference Offensive Player of the Year
- Selected to The American All-Conference First Team
- Selected as National Player of the Year by the Touchdown Club of Columbus with the Archie Griffin Award
- Named Fourth Team All-America by Phil Steele
- Finished eighth in the Heisman Trophy voting
- Finalist for the Manning National Quarterback of the Year Award
- Placed on the Walter Camp Award Semifinalist List
- Semifinalist for Davey O'Brien National Quarterback of the Year
- Also a Maxwell National Player of the Year Award semifinalist
- Four-time American Athletic Conference Player of the Week and named to the Weekly Honor Roll four times
- Broke the program record for passing yards in a season with 4,037 yards through the air
- Also set a new school record with 37 passing touchdowns
- Completed 265 of 395 passes, which is tied for second most pass completions at UCF in a single-season
- Passing efficiency of 179.29 set a new single-season program record
- Had seven 300-yard passing games, tying Daunte Culpepper and Ryan Schneider for the school record
- Recorded two 400-yard passing games, also tied for the most in school history
- Completion percentage of .671 was the sixth best in school history
- Threw for 15.2 yards per completion, which ranks third in a single-season in program history
- Also recorded 10.2 passing yards per attempt, which easily set a new school record, besting Blake Bortles' 9.4 in 2013
- Interception-to-attempt ratio of .023 was fifth best all-time
- Ran for 613 yards, a new single-season record for a UCF quarterback
- Also ran for eight touchdowns
- Topped the single-season record for total offense with 4,650
- FIU (8/31): Opened the year with a 16-of-21 performance throwing for 360 yards and four scores...Passing efficiency of 273.52 set a new single-game program record...17.1 passing yards per attempt crushed the single-game record of 15.6
- Maryland (9/23): Ran for a career-high 94 yards, which is the seventh most rushing yards in a game for a UCF quarterback
- Cincinnati (10/7): Connected on 16-of-19 passes in three quarters for a career-high five touchdowns...Five passing scores tied for third most in a game by a UCF QB...Passing efficiency of 336.4 once again set a new single-game program record...Completion percentage of .842 was sixth best ever in a single game...23.4 yards per completion marked second most ever in a single game...19.7 yards per attempt obliterated own record of 17.1
- ECU (10/14): Totaled three scores, two passing and one rushing, with 327 yards on 21-of-27 passing

- Austin Peay (10/28): Flawless with 24 completed passes on 26 attempts for 275 yards and three scores to go along with 44 yards and a touchdown on the ground...Completion percentage of .923 set a new program record
- at SMU (11/4): Went 23-of-40 for 412 yards, which ranks as the eighth most passing yards in a game in school history...Threw one touchdown, ran for 44 yards and rushed for a score
- UConn (11/11): Completed 14 straight passes to start the game, which at the time was the second most in program history...finished with 311 yards, two passing touchdowns and one rushing score
- Temple (11/18) Averaged a touchdown throw on every fourth pass, going 16-for-23 for 208 yards and four scores, in addition to a rushing touchdown...Named Manning Award National Quarterback of the Week
- USF (11/24): Went 29-of-44 with 373 yards through the air with four touchdowns and scored once on the ground...Named Walter Camp National Player of the Week
- Memphis (12/2): Passed for 494 yards, which is the second most in a game in program history, going 28-of-40 and throwing five touchdowns in The American Championship...Five scores again tied for third most in a single-game in program history...Also had 68 yards and a rushing touchdown...finished with 562 yards of total offense, which was a new program record...also completed 15 straight passes to tie Daunte Culpepper's school record
- vs. Auburn (1/1): Threw for 242 yards with two touchdowns and no interceptions in the Chick-fil-A Peach Bowl...Also added 13 rushes for 116 yards and a score...116 yards on the ground were the second most in a game ever by a UCF quarterback...Named Offensive MVP

FRESHMAN (2016)

- Played in and started 10 games at quarterback
- Completed 194 of 336 pass attempts for 1,983 yards and 10 touchdowns
- His 194 completions set a new UCF freshman record
- The 1,983 yards passing and 10 touchdowns were both the fourth most ever in a season by a UCF freshman
- Averaged 198.3 yards passing per game and recorded a completion percentage of 57.7
- Completion percentage of 57.7 was also the fourth best ever by a UCF freshman and the second best by a true freshman
- Finished the season with a quarterback efficiency of 112.97
- Ran for 158 yards and two touchdowns
- Maryland (9/17): Became first true freshman to start at quarterback for UCF since 2010, going 21-for-36 with 260 yards, two passing touchdowns and one rushing touchdown
- at FIU (9/24): Went 8-for-14 with 173 yards and one touchdown through the air
- Temple (10/15): Threw for 210 yards and two touchdowns, completing 13-of-22 passes, and ran for a 63-yard touchdown
- at UConn (10/22): Completed 64.4 percent of his passes (29-of-45) while throwing for 317 yards and three touchdowns
- Cincinnati (11/12): Completed 13 straight passes, then the second most ever by a UCF quarterback, finishing with 150 yards through the air and a touchdown
- Tulsa (11/19): Went 25-for-51 with 233 passing yards and ran for 37 yards
- vs. Arkansas State (12/17): Totaled 175 passing yards, completing 22-of-39 attempts at the Cure Bowl

HIGH SCHOOL

- First football student-athlete from Hawaii to play for UCF
- A three-star product according to Rivals and 247Sports
- Listed as the No. 6 overall player in the state by Rivals, and No. 8 by 247Sports
- Placed in the top 70 in the country among dual-threat quarterbacks by ESPN
- Amassed 7,303 passing yards, 81 passing touchdowns and a 65.5 completion percentage in 34 games
- Also rushed for 1,810 yards and 18 touchdowns at Mililani for a total of 99 overall touchdowns
- Threw for approximately 2,000 yards and 26 touchdowns while rushing for 355 yards and two touchdowns in seven games before suffering an injury, and was still named to the all-state second team
- Returned for the 2015 playoffs and threw for 263 yards and three touchdowns in a quarterfinal victory
- Finished 2015 with 2,344 passing yards and 30 touchdowns
- 2014 recipient of the Cover2: Hawaii High School Football Weekly Tommy Kaulukukui Award as Hawaii's Offensive Player of the Year
- Helped Mililani reach the state title game as a sophomore, then won the 2014 state title with a 14-0 record

CAREER STATS

RUSHING	g	att	yards	td	long	avg/c	avg/g
2016	10	100	158	3	63	1.6	15.8
2017	13	106	613	8	55	5.8	47.2
2018	10	79	307	9	23	3.9	30.7
TOTAL	33	285	1078	20	63	3.8	32.7

PASSING	g	cmp	att	int	yards	td	long	pct	avg/p	avg/g	effic
2016	10	194	336	7	1983	10	71	57.7	5.9	198.3	113.0
2017	13	265	395	9	4037	37	80	67.1	10.2	310.5	179.3
2018	10	171	289	6	2663	25	75	59.2	9.2	266.3	161.0
TOTAL	33	630	1020	22	8683	72	80	61.8	8.5	263.1	152.3

TOTAL OFFENSE	g	rush pass	total	avg/g
2016	10	158 1983	2141	214.1
2017	13	613 4037	4650	357.7
2018	10	307 2663	2970	297.0
TOTAL	33	1078 8683	9761	295.8

CAREER HIGHS

Passing			
Completions	29	2x, last USF (11/24/17)	
Attempts	51	Tulsa (11/19/16)	
Yards	494	Memphis (12/2/17)	
Touchdowns	5	3x, last at UConn (8/30/18)	
Interceptions	3	2x, last SC State (9/8/18)	
Long	80	at SMU (11/4/17)	

Rushing			
Attempts	19	Maryland (9/17/16)	
Yards	116	vs. Auburn (1/1/18)	
Touchdowns	3	FAU (9/21/18)	
Long	63	Temple (10/15/16)	

Total Offense			
Yards	562	Memphis (12/2/17)	
Touchdowns	6	3x, last Pitt (9/29/18)	



Eric MITCHELL

miami, fla. | miami central

r-SO LB 6-2 238
#12

R-SOPHOMORE (2018)

- Played in 10 games, starting three
- Made a career-high 40 total tackles on the season, 22 solo
- at UConn (8/30): Made career-high 10 tackles, five solo and broke up one pass
- FAU (9/21): Recorded three total tackles and first career interception for nine yards
- at ECU (10/20): Made six tackles including five solo and one tackle for a loss

R-FRESHMAN (2017)

- Played in nine games as an outside linebacker
- Totaled 14 tackles, including 10 unassisted, one forced fumble, one fumble recovery and one pass breakup
- FIU (8/31): Recovered a fumble in his debut
- ECU (10/14): Tallied three tackles, including two unassisted
- Austin Peay (10/28): Notched four tackles, one forced fumble and one QB hurry
- at Temple (11/18): Posted a career-best five tackles, including four unassisted

FRESHMAN (2016)

- Spent the season working with the scout team

HIGH SCHOOL

- Coached by Roland Smith at Miami Central High School
- Had three stars from Rivals, 247Sports and ESPN
- Ranked as the No. 56 defensive end in the country according to ESPN
- Selected as an Associated Press Florida Class 6A All-State Second Team
- On the 2015 Miami Herald All-Dade Class 8A-6A First Team
- Miami Central claimed the FHSAA Class 6A state title each year from 2012-15, highlighted by him having a sack in the 2015 title game

CAREER STATS


INTERCEPTIONS	g	no.	yards	td	long	avg/r	avg/g
2017	9	0	0	0	0	0.0	0.0
2018	10	1	9	0	9	9.0	0.9
TOTAL	19	1	9	0	9	9.0	0.5

TACKLES	g	ua	a	total	tfl	pd	ff	fr	blk	qbk
2017	9	10	4	14	0.0	0	1	1	0	1
2018	10	22	18	40	2.5	2	0	0	0	1
TOTAL	19	32	22	54	2.5	2	1	1	0	2

SACKS	g	ua	a	total	yards
2017	9	0	0	0.0	0
2018	10	1	0	1.0	5
TOTAL	19	1	0	1.0	5

CAREER HIGHS

Defense			
Tackles	10	at UConn (8/30/18)	
Tackles-For-Loss	1.0	2x, last at ECU (10/20/18)	
Sacks	1.0	SMU (10/6/18)	
Pass Breakups	1	at UConn (8/30/18)	
Interceptions	1	FAU (9/21/18)	
Forced Fumbles	1	Austin Peay (10/28/17)	
Fumbles Recovered	1	FIU (8/31/17)	



Anthony MONTALVO

tampa, fla. | sickles

r-FR DL 6-3 274

#94

R-FRESHMAN (2018)

- Appeared in seven games
- Totaled four tackles including three unassisted
- at UConn (8/30): Made collegiate debut and recorded first career tackle

FRESHMAN (2017)

- Spent the season working with the scout team

HIGH SCHOOL

- Played at Sickles High School

CAREER STATS

TACKLES	g	ua	a	total	tfl	pd	ff	fr	blk	qbh
2018	7	3	1	4	1.0	0	0	0	0	0
TOTAL	7	3	1	4	1.0	0	0	0	0	0

SACKS	g	ua	a	total	yards
2018	7	1	0	1.0	11
TOTAL	7	1	0	1.0	11

CAREER HIGHS

Defense		
Tackles	1	4x, last at S. Florida (11/23/18)
Tackles-For-Loss	1.0	at S. Florida (11/23/18)
Sacks	1.0	at S. Florida (11/23/18)
Pass Breakups	--	--
Interceptions	--	--
Forced Fumbles	--	--
Fumbles Recovered	--	--



Brandon MOORE

sanford, fla. | seminole

r-SO DB 6-0 186

#20

R-SOPHOMORE (2018)

- Played in all 12 games, starting all 12 at cornerback
- Made 41 total tackles including 30 solo
- Broke up nine total passes
- Named Honorable Mention All-Conference by The American
- at UConn (8/30): Made five total tackles including three solo and broke up one pass
- FAU (9/21): Made a career-high seven tackles including one for a loss and broke up two passes
- Pitt (9/29): Registered six tackles and broke up a pass
- at Memphis (10/13): All three recorded tackles were solo and broke up two passes
- Cincinnati (11/17): Made two tackles and broke up two passes

R-FRESHMAN (2017)

- Started seven games and played in all 13 as a defensive back
- Totaled 31 tackles, including 23 solo and 2.5 for loss, one fumble recovery and one forced fumble
- Second on team with eight breakups and added one interception
- FIU (8/31): Registered two tackles in debut
- at Maryland (9/23): Notched four stops, including one for loss
- Memphis (9/30): Added two tackles and three breakups
- at Cincinnati (10/7): Totaled six tackles, including three unassisted and one breakup
- ECU (10/14): Tallied five tackles and two breakups
- at Navy (10/21): Forced a fumble, recovered a fumble, intercepted a pass and added a breakup and two stops
- UConn (11/11): Recorded one tackle and one breakup
- South Florida (11/24): Tallied three tackles

FRESHMAN (2016)

- Sat out the season as a redshirt

HIGH SCHOOL

- Coached by Kerry Wiggins at Seminole High School
- Received three stars from ESPN
- One of the first UCF commits after Scott Frost was announced as head coach
- Listed at No. 23 in the Orlando Sentinel's 2016 Central Florida Super60
- Posted an interception in the 2015 Central Florida All Star Game
- Selected to play in the 2015 Nike Opening Regional Camp in Kissimmee
- Primarily played cornerback as well as receiver
- Collected a pair of interceptions and two blocked kicks as a junior
- Also competed in basketball in school


CAREER STATS

INTERCEPTIONS	g	no.	yards	td	long	avg/r	avg/g
2017	13	1	2	0	2	2.0	0.2
2018	12	0	0	0	0	0.0	0.0
TOTAL	25	1	2	0	2	2.0	0.1

TACKLES	g	ua	a	total	tfl	pd	ff	fr	blk	qbh
2016	0	0	0	0.0	0	0	0	0	0	0
2017	13	23	8	31	2.5	9	1	1	0	0
2018	12	30	11	41	1.0	9	0	0	0	0
TOTAL	25	53	19	72	3.5	18	1	1	0	0

CAREER HIGHS

Defense		
Tackles	7	FAU (9/21/18)
Tackles-For-Loss	1.0	3x, last FAU (9/21/18)
Sacks	--	--
Pass Breakups	3	Memphis (9/30/17)
Interceptions	1	at Navy (10/21/17)
Forced Fumbles	1	at Navy (10/21/17)
Fumbles Recovered	1	at Navy (10/21/17)



Tre NIXON

viera, fla. | viera | mississippi

r-SO WR 6-2 172

#16

R-SOPHOMORE (2018):

- Played in and started all 12 games
- Caught 40 passes for 562 yards and four touchdowns
- Averaged 14.1 yards per reception and 46.8 yards receiving per game
- Had multiple receptions in 11 games
- at UConn (8/30): Opened UCF career with five receptions for 101 yards and two touchdowns
- SC State (9/8): Snagged a trio of passes for 53 yards
- SMU (10/6): Caught a career-high six passes for 97 yards and one touchdown
- at ECU (10/20): Hauled in four passes for 21 yards
- Temple (11/1): Grabbed four receptions for 39 yards
- Navy (11/10): Finished with 44 yards receiving on four catches
- Cincinnati (11/17): Caught one touchdown on two-reception, 83-yard night

PRIOR TO UCF

- Spent two seasons at the University of Mississippi
- Saw action in 10 games, recording one catch for 19 yards vs. Cal during the 2017 season
- Redshirted in 2016

HIGH SCHOOL

- Caught 79 passes for 1,243 yards and 18 touchdowns – both school records – in his senior year
- Finished fourth in the voting for Florida's Mr. Football award
- Florida Dairy Farmers 7A Player of the Year
- Named first team All-State by the Associated Press and USA Today
- Led Viera to its first two district titles and the 2015 Class 7A state finals
- Had 36 catches for 905 yards and 12 TDs as a junior and 30 catches for 636 yards and six TDs as a sophomore

CAREER STATS

RECEIVING	g	rec	yards	td	long	rec/g	avg/c	avg/g
2018	12	40	562	4	47	3.3	14.1	46.8
TOTAL	12	40	562	4	47	3.3	14.1	46.8

CAREER HIGHS

Receiving		
Receptions	6	SMU (10/6/18)
Yards	101	at UConn (8/30/18)
Touchdowns	2	at UConn (8/30/18)
Long	47	Cincinnati (11/17/18)



Caleb PEREZ

palm beach gardens, fla. | palm beach gardens

r-SR SN 6-1 232

#47

R-SENIOR (2018)

- Played in and started all 12 games at long snapper
- Recorded three tackles on the punt team, all unassisted
- Flawless on every snap on the punt and field goal units
- Helped Mac Loudermilk win the 2018 HOTY

R-JUNIOR (2017)

- Appeared in all 13 games as primary snapper
- Did not have an errant snap

R-SOPHOMORE (2016)

- Served as the backup snapper
- Named to 2016-17 American All-Academic Team

R-FRESHMAN (2015)

- Spent the year as a backup snapper

FRESHMAN (2014)

- Missed the year with an injury

HIGH SCHOOL

- Coached by Rob Freeman at Palm Beach Gardens
- A two-star recruit according to Rivals
- Finished senior season with 35 catches for 912 yards and eight touchdowns
- Had 52 tackles, 10 sacks, six tackles for a loss, three forced fumbles and an interception on defense
- First Team all-conference as a tight end and nominated as all-conference FHSAA 8A defensive player of the year
- Selected as one of the Palm Beach Post Big Board top 50 recruits in South Florida and ESPN's top 63 recruits in South Florida
- Earned a spot on the Palm Beach County-Treasure Coast All-Star Team
- Received the coaches MVP award in 2014, and was a three-year letterman as well as a team captain
- Palm Beach Gardens went to the 8A state semifinals in 2014 and was the district champions in 2013
- Team captain and three-year letterman on the baseball team, received coaches MVP Award 2014



Aaron ROBINSON

deerfield beach, fla. | deerfield beach | alabama

r-SO DB 6-1 185

#31

R-SOPHOMORE (2018)

- Appeared in seven games at cornerback
- Tallied nine tackles on the season
- at UConn (8/30): Made UCF debut
- Temple (11/1): Had a season-high three tackles

R-FRESHMAN (2017)

- Worked out with the scout team after transferring

FRESHMAN (2016)

- Saw action in 13 games for Alabama as a true freshman in 2016
- Recorded five total tackles and one tackle for-loss
- Rotated in and out of the secondary throughout season, while also seeing significant special teams playing time

HIGH SCHOOL

- Four-star prospect by ESPN coming out of Deerfield Beach High School
- Ranked No. 294 in the ESPN300, the No. 18 athlete in the nation and the No. 48 player in the State of Florida
- No. 41 cornerback and No. 59 in Florida by 247 Sports
- No. 51 CB by Scout.com
- Recorded 41 tackles and four interceptions during his senior season
- Earned First-Team All-Class 8A following his senior season
- Played for head coach Jevon Glenn at Deerfield Beach High School

CAREER STATS

TACKLES	g	ua	a	total	tfl	pd	ff	fr	blk	qbh
2018	7	8	1	9	0.0	1	0	0	0	0
TOTAL	7	8	1	9	0.0	1	0	0	0	0

CAREER HIGHS

Defense		
Tackles	3	Temple (11/1/18)
Tackles-For-Loss	--	--
Sacks	--	--
Pass Breakups	1	Temple (11/1/18)
Interceptions	--	--
Forced Fumbles	--	--
Fumbles Recovered	--	--



CAREER STATS

RUSHING	g	att	yards	td	long	avg/c	avg/g
2017	13	2	54	0	47	27.0	4.2
2018	11	4	19	0	11	4.8	1.7
TOTAL	24	6	73	0	47	12.2	3.0

RECEIVING	g	rec	yards	td	long	rec/g	avg/c	avg/g
2017	13	17	270	2	46	1.3	15.9	20.8
2018	11	18	234	1	32	1.6	13.0	21.3
TOTAL	24	35	504	3	46	1.5	14.4	21.0

KICK RETURNS	g	no.	yards	td	long	avg/r	avg/g
2017	13	0	0	0	0	0.0	0.0
2018	11	6	93	0	24	15.5	8.5
TOTAL	24	6	93	0	24	15.5	3.9

CAREER HIGHS

Receiving		
Receptions	4	at Memphis (10/13/18)
Yards	58	at SMU (11/4/17)
Touchdowns	1	3x, last FAU (9/21/18)
Long	46	at SMU (11/4/17)

Rushing		
Attempts	2	SC State (9/8/18)
Yards	47	at Cincinnati (10/5/17)
Touchdowns	--	--
Long	47	at Cincinnati (10/5/17)

Kick Returns		
Returns	3	Navy (11/10/18)
Yards	45	Navy (11/10/18)
Touchdowns	--	--
Long	24	SMU (10/6/18)



A.J. WOOTEN

alapha, ga. | berrien

r-SR DL 6-5 285 #54

R-SENIOR (2018)

- Played in all 12 games, starting 11 at defensive tackle
- Recorded a career-high 36 total tackles, 15 solo
- Had a total of 2.5 tackles-for-loss
- SC State (9/8): Blocked a kick
- Temple (11/1): Set his career-high tackles in one game with six
- Cincinnati (11/17): Tied his single-game career-high of six tackles
- USF (11/23): Recorded one sack for a loss of 15 yards

R-JUNIOR (2017)

- Appeared in all 13 games on the defensive line
- Accumulated 15 tackles, including eight unassisted and 0.5 sacks
- Also had a forced fumble and blocked a kick
- at Maryland (9/23): Made one stop and had half a sack
- at Navy (10/12): Recorded two tackles
- Austin Peay (10/28): Blocked an extra point and had one tackle
- at SMU (11/4): Amassed two unassisted stops
- vs. Auburn (1/1): Had three tackles and forced a fumble

R-SOPHOMORE (2016)

- Played in 13 games, starting five at noseguard
- Totaled 22 tackles, 1.5 tackles for loss and blocked one kick
- Maryland (9/17): Had five tackles
- Temple (10/15): Notched two tackles and had half a tackle-for-loss
- Tulane (11/5): Amassed three tackles, including half a tackle-for-loss, and blocked a kick
- USF (11/26): Had three tackles
- vs. Arkansas State (12/17): Totaled three tackles and half a tackle-for-loss
- Named to 2016-17 American All-Academic Team

R-FRESHMAN (2015)

- Did not see action

FRESHMAN (2014)

- Spent the year with the scout team

HIGH SCHOOL

- Ranked with three stars and as the No. 100 defensive end in the nation by ESPN
- Saw time as a defensive end and offensive tackle for Berrien
- Earned a spot in the Georgia North/South All-Star Classic in December 2013
- Posted at least five sacks as a senior, and received the team's Rebel Award
- Came through with 64 tackles and four sacks during his junior campaign
- Also suited up on the basketball team in high school where he was a second-team all-region pick in 2012-13
- Member of the Beta Club and the Future Business Leaders of America
- First name is Adonijah


CAREER STATS

TACKLES	g	ua	a	total	tfl	pd	ff	fr	blk	qbh
2015	0	0	0	0	0.0	0	0	0	0	0
2016	13	8	14	22	1.5	0	0	0	1	0
2017	13	8	7	15	0.5	0	1	0	1	0
2018	12	15	21	36	2.5	0	0	0	1	3
TOTAL	38	31	42	73	4.5	0	1	0	3	3

SACKS	g	ua	a	total	yards
2015	0	0	0	0.0	0
2016	13	0	0	0.0	0
2017	13	0	1	0.5	5
2018	12	1	0	1.0	15
TOTAL	38	1	1	1.5	20

CAREER HIGHS

Defense		
Tackles	6	2x, last Cincinnati (11/17/18)
Tackles-For-Loss	1.0	2x, last at S. Florida (11/23/18)
Sacks	1.0	at S. Florida (11/23/18)
Pass Breakups	--	--
Interceptions	--	--
Forced Fumbles	1	vs. Auburn (1/1/18)
Fumbles Recovered	--	--



Matthew WRIGHT

lancaster, pa. | lampeter-strasburg

r-SR PK 6-0 179 #11

CAREER

- Broke the career record for points scored with 361, field goals made with 54, PATs made 198 and consecutive PATs made with 145, also tied for the program record with a .771 field goal percentage with Michael Torres

R-SENIOR (2018):

- Played and started all 12 games as the placekicker and the kickoff specialist
- Named to American Athletic Conference Second Team
- Connected on all 71 PATs, looking to become the eighth kicker in program history to convert all PATs in a season
- Opened the season 8-of-8 on field goal attempts, before finishing the regular season 11-of-13 with a long of 46
- Recorded a 58.4-yard average from 92 kickoffs with 28 touchbacks, also notched two tackles and a fumble recovery
- UConn (8/30): Was a perfect 8-for-8 on PATS and drilled a trio of touchbacks on nine kickoffs
- SCSU (9/8): Connected on a 25-yard field goal and went 5-for-5 on PATS
- Pitt (9/29): Converted a chip-shot 21-yard field goal and stayed perfect on six PATS
- SMU (10/6): Hammered field goals of 45 and 34 yards, hit all six PATS and sent six of eight kickoffs for touchbacks with a season-high 63.8 average and recorded first career fumble recovery
- Memphis (10/13): Drilled a crucial 44-yard field goal just before halftime, which gave him the all-time points lead, also made all four PATs, earned American Athletic Conference Special Teams of the Week honors
- ECU (10/20): Went 3-for-3 on kicks from 39, 41 and 46 yards, launched five touchbacks on eight kickoffs and converted all four PATs, garnered second straight American Athletic Conference Special Teams Player of the Week nod
- Temple (11/1): Hit a 32-yard field goal and stayed perfect with seven PATs, plus two touchbacks
- USF (11/23): Split the uprights on a 42-yard kick, converted five PATS and drove two kickoffs for touchbacks
- Memphis (12/1): Converted eight PATs and posted a 62.4 kickoff average with one touchback

R-JUNIOR (2017)

- Named Second Team All-Conference by The American
- Earned the Order of Pegasus Award, the University of Central Florida's most prestigious honor
- With 13 field goals and 80 extra points, 119 points scored set a new program record for points kicking in a season and marked the second-most points scored in a season, trailing only Kevin Smith's 180 in 2007
- Going 80-of-81 on extra points, shattered the program record of 59 extra points made in a season
- First extra point attempt of the season was blocked, but 80 consecutive point afters to end the year mark the fourth best streak in program history
- The .988 percentage on extra points is the seventh most accurate in a single season at UCF
- Hammered 104 kickoffs for an average of 59.7 yards and 23 touchbacks
- Played in and started all 13 games as place kicker and kickoff specialist
- FIU (8/31): Drilled a 44-yard field goal as the first half expired
- Memphis (9/30): Connected on a pair of boots, including a 35-yard effort...Named The American Special Teams Player of the Week
- Cincinnati (10/5): Split the uprights with a season-long 47-yarder
- ECU (10/14): Was 9-for-9 on extra points, which tied for the second

most point afters made in program history...Also recorded a career-high six touchbacks on 10 kickoffs

- Austin Peay (10/28): Broke the school record for extra points in a game, going 10-for-10...Also was one-for-one on field goals
- at Temple (11/18): Connected on a 44-yard attempt
- Memphis (12/2): Perfect on two attempts with a long of 31 at The American Championships...Also connected on eight extra points...14 points kicking were the sixth most ever in a game by a UCF kicker
- vs. Auburn (1/1): Made two field goals, including a 45-yarder in the Chick-fil-A Peach Bowl
- Named to the preseason watch list for the Lou Groza Award for the best place kicker in the nation

R-SOPHOMORE (2016)

- Played in all 13 games as placekicker
- Went 17-for-22 on field goals for a .773 kicking percentage, the seventh best single season mark in UCF history
- Also went 39-of-41 on extra points to lead the team with 90 points on the season
- Connected on nine field goals of 40 yards or longer
- South Carolina State (9/3): Went 4-for-4 on field goals with a long of 46
- Maryland (9/17): Connected on a 42-yarder
- Temple (10/15): Had a 42-yard field goal
- at UConn (10/22): One of just 11 Knights all-time to kick a 50-yard field goal
- at Houston (10/29): Was successful in only field goal attempt, a 41-yard try
- Tulsa (11/19): Went 2-for-2 on field goals with a long of 48
- vs. Arkansas State (12/17): Made both field goal attempts and connected on a long of 45 yards in the Cure Bowl
- Named to 2016-17 American All-Academic Team

R-FRESHMAN (2015)

- Completed his first year kicking at the collegiate level by going 13-for-17 with a 76.5 percentage
- Was 5-for-7 from at least 40 yards out
- Scored 56 points on the year including going 17-for-17 on extra points
- Furman (9/19): Went 2-for-2 on field-goal attempts
- at Tulane (10/3): Connected on a 34-yarder
- UConn (10/10): Was 2-for-2 with a long of 45
- at Temple (10/17): Made all three field goals with a long of 48
- Houston (10/24): Converted another 48-yard field goal
- at Tulsa (11/7): Perfect 3-for-3 with a long of 43
- USF (11/26): Made only field-goal attempt

FRESHMAN (2014)

- Honored on to the American Athletic Conference All-Academic Team
- Dressed for the Tulsa game, and spent the year learning behind three senior kickers

HIGH SCHOOL

- Played for coach John Manion at Lampeter-Strasburg High School in Pennsylvania
- Ranked with three stars and as the No. 46 best kicker in the nation by ESPN
- Was on the Pennsylvania Football News Class AAA First-Team, and was tabbed a Section Two First-Team All-Star as a placekicker and punter
- Converted 9-of-11 field-goal attempts as a senior, with a long of 42
- Went 15-of-18 in his high-school career
- Missed only four of 126 extra-point attempts in high school
- Also a Lancaster Newspapers Fall All-Star in soccer

CAREER STATS

SCORING	g	td	rush	rcv	ret	pat	2pat	fg	total	avg/g
2015	12	0	0	0	0	17	0	13	56	4.7
2016	13	0	0	0	0	39	0	17	90	6.9
2017	13	0	0	0	0	80	0	13	119	9.2
2018	12	0	0	0	0	71	0	11	104	8.7
TOTAL	50	0	0	0	0	207	0	54	369	7.4

FIELD GOALS	g	made	att	long	pct
2015	12	13	17	48	76.5
2016	13	17	22	50	77.3
2017	13	13	18	47	72.2
2018	12	11	13	46	84.6
TOTAL	50	54	70	50	77.1

CAREER HIGHS

Kicking		
Field Goals Made	4	South Carolina State (9/3/16)
Field Goals Attempted	4	2x, last vs. Auburn (1/1/18)
Field Goal Long	50	at UConn (10/22/16)
Extra Points Made	10	Austin Peay (10/28/17)
Extra Points Attempted	10	Austin Peay (10/28/17)
Kickoffs	11	Austin Peay (10/28/17)
Kickoff Yards	646	ECU (10/14/17)
Touchbacks	6	ECU (10/14/17)



STATISTICAL RANKINGS

CATEGORY	STAT	NCAA	AMERICAN
Offense			
Rushing Offense	276.5	5th	2nd
Passing Offense	268.9	30th	4th
Total Offense	545.4	3rd	1st
Scoring Offense	44.2	6th	2nd
Passing Efficiency	156.09	9th	2nd
Passing Yards/Completion	15.22	8th	3rd
Third Down Conv. Pct.	51.3	4th	1st
Fourth Down Conv. Pct.	63.2	23rd	2nd
First Down Offense	330	3rd	1st
Red Zone Offense	89.5	18th	3rd
Turnover Margin	1.17	3rd	1st
Penalty Yards/Game	62.0	89th	6th
Time of Possession	26:14	126th	11th

Defense			
Rushing Defense	227.4	117th	9th
Passing Defense	196.2	32nd	4th
Total Defense	423.6	86th	6th
Scoring Defense	21.3	24th	2nd
Passing Eff. Defense	110.64	14th	3rd
Third Down Conv. Def.	41.1	88th	7th
Fourth Down Conv. Def.	41.4	22nd	3rd
First Down Defense	275	102nd	6th
Red Zone Defense	74.4	13th	1st
Team Sacks	2.25	57th	7th
Team Tackles for Loss	8.0	6th	2nd
Passes Intercepted	13	28th	3rd
Fumbles Recovered	13	3rd	1st
Defensive Touchdowns	2	36th	4th

Special Teams			
Kickoff Returns	18.58	103rd	7th
Kick Return Defense	18.94	30th	5th
Punt Returns	9.50	58th	5th
Net Punting	38.10	50th	5th

INDIVIDUAL	STAT	NCAA	AMERICAN
Field Goal Percentage			
Matthew Wright	84.6	17th	2nd
Total Interceptions			
Richie Grant	6	3rd	1st
Passing Efficiency			
McKenzie Milton	161.0	11th	2nd
Passing Yards Per Game			
McKenzie Milton	266.3	18th	2nd
Passing Yards Per Completion			
McKenzie Milton	15.57	3rd	1st
Points Responsible For Per Game			
McKenzie Milton	20.4	5th	2nd
Punt Returns			
Otis Anderson	11.9	11th	2nd
Rushing Yards Per Carry			
Greg McCrae	8.95	2nd	1st
Scoring			
Matthew Wright	8.7	19th	4th
Total Offense			
McKenzie Milton	297.0	13th	2nd
Yards Per Pass Attempt			
McKenzie Milton	9.21	9th	1st

LONGEST PLAYS

Yds	Type	Player(s)	Opponent
94*	Fumble	Nate Evans	ECU
75*	Pass	Gabriel Davis from McKenzie Milton	Memphis
74*	Rush	Greg McCrae	ECU
71*	Pass	Adrian Killins Jr. from McKenzie Milton	Pittsburgh
71*	Rush	Taj McGowan	Memphis
70*	Rush	Darriel Mack Jr.	UConn
64	Pass	Adrian Killins Jr. from McKenzie Milton	Pittsburgh
60	Field Goal Return	Brandon Moore	Cincinnati
57	Pass	Otis Anderson from McKenzie Milton	Temple
54*	Pass	Otis Anderson from Darriel Mack Jr.	Memphis - AAC
50	Rush	Greg McCrae	Memphis - AAC
48	Pass	Dredrick Snelson from Darriel Mack Jr.	Memphis - AAC
48	Pass	Dredrick Snelson from Darriel Mack Jr.	Memphis - AAC
48	Punt Return	Otis Anderson	SC State
47	Rush	Greg McCrae	Memphis - AAC
47	Pass	Dredrick Snelson from Darriel Mack Jr.	S. Florida
47	Pass	Tre Nixon from McKenzie Milton	Cincinnati
45	Pass	Tre Nixon from McKenzie Milton	UConn
44	Pass	Gabriel Davis from Darriel Mack Jr.	Memphis - AAC
44	Kick Return	Adrian Killins Jr.	Memphis
42	Punt Return	Otis Anderson	Memphis - AAC
42*	Pass	Adrian Killins Jr. from McKenzie Milton	Cincinnati
42*	Pass	Adrian Killins Jr. from Quadry Jones	ECU
40*	Rush	Greg McCrae	S. Florida
40	Rush	Greg McCrae	Temple
40*	Interception	Shawn Burgess-Becker	FAU
39*	Rush	Greg McCrae	S. Florida
39	Pass	Gabriel Davis from McKenzie Milton	FAU
38	Pass	Gabriel Davis from McKenzie Milton	S. Florida
38	Pass	Tre Nixon from McKenzie Milton	SC State
37	Pass	Tre Nixon from McKenzie Milton	SMU
36*	Pass	Tre Nixon from McKenzie Milton	Cincinnati
36	Kick Return	Adrian Killins Jr.	Temple
36	Kick Return	Adrian Killins Jr.	Temple
36*	Pass	Greg McCrae from McKenzie Milton	UConn
35	Pass	Gabriel Davis from McKenzie Milton	Pittsburgh
34*	Pass	Dredrick Snelson from McKenzie Milton	Navy
34	Pass	Gabriel Davis from McKenzie Milton	Temple
34*	Pass	Tre Nixon from McKenzie Milton	UConn
33	Pass	Adrian Killins Jr. from McKenzie Milton	UConn
32*	Rush	Greg McCrae	Temple
32	Pass	Marlon Williams from McKenzie Milton	Memphis
32*	Rush	Greg McCrae	SC State
31*	Rush	Greg McCrae	S. Florida
31	Pass	Dredrick Snelson from McKenzie Milton	UConn
30*	Rush	Otis Anderson	SMU
30*	Pass	Tre Nixon from McKenzie Milton	SMU

20-YARD PLUS BY PLAYER

Player	No.	TD	R	P	KR	PR	IR	FR
Anderson, Otis	6	2	1	3		2		
Burgess-Becker, Shawn	1	1					1	
Collier, Antwan	1						1	
Colubiale, Michael	4			4				
Davis, Gabriel	12	2		12				
Evans, Nate	1	1						1
Grant, Richie	1						1	
Killins Jr., Adrian	20	4	7	6	7			
Mack Jr., Darriel	3	1	3					
McCrae, Greg	17	7	14	2	1			
McGowan, Taj	6	1	6					
Milton, McKenzie	2	1	2					
Nixon, Tre	8	3		8				
Snelson, Dredrick	14	1		14				
Thompson, Bentavious	2				2			
Williams, Marlon	6	1		5	1			

LONGEST PLAYS OF THE YEAR

Rushing	Greg McCrae (74, at ECU)
Rushing TD	Greg McCrae (74, at ECU)
Passing	Gabriel Davis from McKenzie Milton (75, at Memphis)
Passing TD	Gabriel Davis from McKenzie Milton (75, at Memphis)
Punt Return	Otis Anderson (48, South Carolina State)
Kick Return	Adrian Killins Jr. (44, at Memphis)
INT Return	Shawn Burgess-Becker (40, FAU)
FUM Return	Nate Evans (94, ECU)
Punt	Mac Loudermilk (59, SMU)
Field Goal	Matthew Wright (46, ECU)



EVERY SCORING DRIVE

at UConn					
1st	11:01	Adrian Killins Jr. - 2 yard run (Matthew Wright kick)	10 plays	61 yards	2:07
1st	9:00	Tre Nixon from McKenzie Milton - 34 yard pass (Matthew Wright kick)	5 plays	81 yards	1:04
2nd	8:24	Gabriel Davis from McKenzie Milton - 10 yard pass (Matthew Wright kick)	4 plays	76 yards	0:53
2nd	2:35	Otis Anderson from McKenzie Milton - 5 yard pass (Matthew Wright kick)	6 plays	74 yards	1:29
3rd	12:33	Otis Anderson - 10 yard run (Matthew Wright Kick)	8 plays	65 yards	2:27
3rd	4:30	Tre Nixon from McKenzie Milton - 11 yard pass (Matthew Wright kick)	9 plays	73 yards	2:39
4th	14:47	Greg McCrae from McKenzie Milton - 36 yard pass (Matthew Wright kick)	8 plays	90 yards	2:07
4th	10:04	Darriel Mack Jr. - 70 yard run (Matthew Wright kick)	5 plays	90 yards	2:13
vs. South Carolina State					
1st	11:26	Adrian Killins Jr. - 3 yard run (Matthew Wright kick)	3 plays	41 yards	0:23
1st	3:06	Adrian Killins Jr. - 24 yard run (Matthew Wright kick)	2 plays	26 yards	0:35
2nd	11:02	Matthew Wright - 25 yard field goal	8 plays	51 yards	1:32
2nd	0:10	Otis Anderson - 1 yard run (Matthew Wright kick)	20 plays	94 yards	4:48
3rd	8:08	Gabriel Davis from McKenzie Milton - 13 yard pass (Matthew Wright kick)	5 plays	49 yards	0:42
3rd	5:39	Greg McCrae - 32 yard run (Matthew Wright kick)	3 plays	64 yards	0:38
vs. FAU					
1st	12:13	McKenzie Milton - 12 yard run (Matthew Wright kick)	4 plays	40 yards	1:15
1st	8:07	Dredrick Snelson from McKenzie Milton - 12 yard pass (Matthew Wright kick)	10 plays	92 yards	2:49
2nd	0:31	Marlon Williams from McKenzie Milton - 21 yard pass (Matthew Wright kick)	5 plays	78 yards	1:03
3rd	11:19	McKenzie Milton - 9 yard run (Matthew Wright kick)	10 plays	68 yards	3:41
3rd	7:17	McKenzie Milton - 13 yard run (Matthew Wright kick)	10 plays	50 yards	3:05
3rd	3:53	Gabriel Davis from McKenzie Milton - 19 yard pass (Matthew Wright kick)	5 plays	75 yards	1:36
4th	3:04	Taj McGowan - 6 yard run (Matthew Wright kick)	12 plays	75 yards	5:54
4th	2:03	Shawn Burgess-Becker - 40 yard interception return (Matthew Wright kick)			
vs. Pittsburgh					
1st	6:52	McKenzie Milton - 5 yard run (Matthew Wright kick)	8 plays	83 yards	2:29
1st	4:07	Gabriel Davis from McKenzie Milton - 24 yard pass (Matthew Wright kick)	6 plays	79 yards	1:44
2nd	14:50	McKenzie Milton - 23 yard run (Matthew Wright kick)	7 plays	75 yards	1:23
2nd	5:33	Michael Colubiale from McKenzie Milton - 2 yard pass (Matthew Wright kick)	9 plays	67 yards	2:51
2nd	0:07	Matthew Wright - 21 yard field goal	11 plays	54 yards	3:48
3rd	12:39	Adrian Killins Jr. from McKenzie Milton - 71 yard pass (Matthew Wright kick)	2 plays	72 yards	0:43
4th	7:17	Otis Anderson from McKenzie Milton - 13 yard pass (Matthew Wright kick)	8 plays	74 yards	3:51
vs. SMU					
1st	7:32	Adrian Killins Jr. - 15 yard run (Matthew Wright kick)	12 plays	62 yards	4:30
1st	6:47	Dredrick Snelson from McKenzie Milton - 14 yard pass (Matthew Wright kick)	3 plays	18 yards	0:45
1st	2:55	Otis Anderson - 4 yard run (Matthew Wright kick)	7 plays	70 yards	1:58
2nd	3:23	Matthew Wright - 45 yard field goal	13 plays	47 yards	5:11
2nd	0:00	Matthew Wright - 34 yard field goal	10 plays	63 yards	2:21
3rd	11:16	Trysten Hill - 1 yard run (Matthew Wright kick)	11 plays	88 yards	3:44
4th	14:54	Tre Nixon from McKenzie Milton - 30 yard pass (Matthew Wright kick)	5 plays	48 yards	0:55
4th	9:55	Otis Anderson - 30 yard run (Matthew Wright kick)	7 plays	81 yards	1:58
at Memphis					
1st	7:52	Taj McGowan - 2 yard run (Matthew Wright kick)	6 plays	75 yards	1:47
2nd	10:45	Gabriel Davis - 75 yard pass (Matthew Wright kick)	1 play	75 yards	0:12
2nd	0:00	Matthew Wright - 44 yard field goal	8 plays	48 yards	2:04
3rd	2:41	Taj McGowan - 71 yard run (Matthew Wright kick)	4 plays	80 yards	1:32
4th	12:14	McKenzie Milton - 7 yard run (Matthew Wright kick)	8 plays	74 yards	2:41
at ECU					
2nd	12:10	Matthew Wright - 39 yard field goal	17 plays	63 yards	6:18
2nd	9:44	Matthew Wright - 41 yard field goal	7 plays	28 yards	2:19
2nd	8:33	Adrian Killins Jr. from Quadry Jones - 42 yard pass (Matthew Wright kick)	2 plays	53 yards	0:19
2nd	4:50	Darriel Mack Jr. - 7 yard run (Matthew Wright kick)	10 plays	52 yards	2:42
3rd	2:49	Matthew Wright - 46 yard field goal	8 plays	46 yards	3:15
4th	10:07	Nate Evans - 94 yard fumble recovery (Matthew Wright kick)			
4th	6:14	Greg McCrae - 74 yard run (Matthew Wright kick)	4 plays	94 yards	2:08
Temple					
1st	8:54	Dredrick Snelson from McKenzie Milton - 19 yard pass (Matthew Wright kick)	4 plays	86 yards	0:55
1st	4:12	Michael Colubiale from McKenzie Milton - 9 yard pass (Matthew Wright kick)	10 plays	70 yards	1:58
2nd	11:22	McKenzie Milton - 1 yard run (Matthew Wright kick)	7 plays	75 yards	2:30
2nd	1:43	Taj McGowan - 1 yard run (Matthew Wright kick)	10 plays	73 yards	2:06
3rd	14:10	Greg McCrae - 32 yard run (Matthew Wright kick)	4 plays	66 yards	0:50
3rd	3:52	Michael Colubiale from McKenzie Milton - 19 yard pass (Matthew Wright kick)	7 plays	88 yards	1:58
4th	8:16	Taj McGowan - 10 yard run (Matthew Wright kick)	6 plays	75 yards	1:28
4th	1:36	Matthew Wright - 32 yard field goal	7 plays	55 yards	3:21
Navy					
1st	6:53	Greg McCrae - 11 yard run (Matthew Wright kick)	11 plays	86 yards	3:05
1st	1:30	Taj McGowan - 2 yard run (Matthew Wright kick)	11 plays	62 yards	3:31
2nd	7:45	Dredrick Snelson from McKenzie Milton - 34 yard pass (Matthew Wright kick)	6 plays	66 yards	1:45
3rd	5:38	McKenzie Milton - 1 yard run (Matthew Wright kick)	12 plays	75 yards	3:07
4th	11:28	Dredrick Snelson from McKenzie Milton - 12 yard pass (Matthew Wright kick)	10 plays	85 yards	3:29
Cincinnati					
1st	5:28	McKenzie Milton - 3 yard run (Matthew Wright kick)	9 plays	79 yards	1:35
2nd	14:55	Adrian Killins Jr. from McKenzie Milton - 17 yard pass (Matthew Wright kick)	3 plays	22 yards	0:12
2nd	5:38	Tre Nixon from McKenzie Milton - 36 yard pass (Matthew Wright kick)	10 plays	81 yards	3:02
3rd	5:10	Adrian Killins Jr. from McKenzie Milton - 42 yard pass (Matthew Wright kick)	5 plays	53 yards	1:46
4th	13:05	Greg McCrae - 9 yard run (Matthew Wright kick)	6 plays	33 yards	2:26
4th	4:47	Matthew Wright - 33 yard field goal	8 plays	59 yards	4:35
South Florida					
1st	0:25	Gabriel Davis from McKenzie Milton - 14 yard pass (Matthew Wright kick)	10 plays	97 yards	2:52
2nd	11:00	Matthew Wright - 42 yard field goal	6 plays	40 yards	2:03
2nd	5:01	Greg McCrae - 40 yard run (Matthew Wright kick)	4 plays	70 yards	1:14
3rd	0:13	Greg McCrae - 39 yard run (Matthew Wright kick)	4 plays	65 yards	1:02
4th	9:17	Greg McCrae - 31 yard run (Matthew Wright kick)	4 plays	80 yards	0:53
4th	2:51	Taj McGowan - 4 yard run (Matthew Wright kick)	9 plays	65 yards	5:38
Memphis - AAC Championship					
1st	9:48	Greg McCrae - 14 yard run (Matthew Wright kick)	7 plays	65 yards	2:07
2nd	11:52	Michael Colubiale - 0 yard fumble recovery (Matthew Wright kick)	13 plays	78 yards	4:38
2nd	2:41	Jake Hescocock from Darriel Mack Jr. - 4 yard pass (Matthew Wright kick)	4 plays	94 yards	1:04
3rd	12:21	Otis Anderson from Darriel Mack Jr. - 54 yard pass (Matthew Wright kick)	7 plays	79 yards	2:39
3rd	6:55	Darriel Mack Jr. - 4 yard run (Matthew Wright kick)	8 plays	45 yards	3:24
4th	14:28	Darriel Mack Jr. - 2 yard run (Matthew Wright kick)	8 plays	76 yards	2:45
4th	6:37	Darriel Mack Jr. - 2 yard run (Matthew Wright kick)	8 plays	71 yards	2:49
4th	2:29	Darriel Mack Jr. - 5 yard run (Matthew Wright kick)	8 plays	82 yards	2:37

**OFFENSIVE STARTERS**

Opp.	WR	LT	LG	C	RG	RT	TE/WR/RB	WR	WR	QB	RB	PK
at UConn	Davis	Miller	Hudanick	Johnson	Schneider	Brown	Anderson	Snelson	Nixon	Milton	Killins	Wright
SC State	Davis	Miller	Hudanick	Johnson	Schneider	Brown	Anderson	Snelson	Nixon	Milton	Killins	Wright
FAU	Davis	Miller	Hudanick	Johnson	Granier	Brown	Anderson	Snelson	Nixon	Milton	Killins	Wright
Pittsburgh	Davis	Miller	Hudanick	Johnson	Schneider	Brown	Colubiale	Anderson	Nixon	Milton	Killins	Wright
SMU	Davis	Miller	Hudanick	Johnson	Schneider	Brown	Colubiale	Snelson	Nixon	Milton	Killins	Wright
at Memphis	Davis	Miller	Hudanick	Johnson	Schneider	Brown	Colubiale	Anderson	Nixon	Milton	Killins	Wright
at ECU	Davis	Miller	Hudanick	Johnson	Schneider	Brown	Colubiale	Snelson	Nixon	Mack	Killins	Wright
Temple	Davis	Miller	Hudanick	Johnson	Schneider	Brown	Anderson	Snelson	Nixon	Milton	Killins	Wright
Navy	Davis	Miller	Schneider	Johnson	Granier	Brown	Anderson	Snelson	Nixon	Milton	Killins	Wright
Cincinnati	Davis	Miller	Schneider	Johnson	Granier	Brown	Hescock	Snelson	Nixon	Milton	Killins	Wright
at S. Fla	Davis	Miller	Hudanick	Johnson	Schneider	Brown	Colubiale	Snelson	Nixon	Milton	Killins	Wright
Memphis	Davis	Miller	Hudanick	Johnson	Schneider	Brown	Colubiale	Snelson	Nixon	Mack	Killins	Wright

DEFENSIVE STARTERS

Opp.	DE	DT	DT	DE	OLB	MLB	OLB/Nick	CB	S	S	CB	P
at UConn	Davis	Connors	Wooten	Charlton	Mitchell	Jasinski	K. Johnson	Clarke	Collier	Grant	Moore	Loudermilk
SC State	Davis	Connors	Wooten	Hayes	Mitchell	Jasinski	Burgess-Becker	Clarke	Gibson	Grant	Moore	Loudermilk
FAU	Davis	Connors	Wooten	Hayes	Evans	Jasinski	Burgess-Becker	Clarke	Gibson	Grant	Moore	Loudermilk
Pittsburgh	Davis	Connors	Wooten	Hayes	Evans	Jasinski	K. Johnson	Clarke	Collier	Grant	Moore	Loudermilk
SMU	Luyanda	Connors	Wooten	Hayes	Evans	Jasinski	K. Johnson	Clarke	Gibson	Grant	Moore	Loudermilk
at Memphis	Davis	Hill	Wooten	Hayes	Evans	Jasinski	Causey	Clarke	Gibson	Grant	Moore	Loudermilk
at ECU	Davis	Connors	Wooten	Hayes	Evans	Jasinski	Causey	Clarke	Gibson	Grant	Moore	Loudermilk
Temple	Davis	Connors	Wooten	Hayes	Mitchell	Jasinski	Causey	Clarke	Gibson	Grant	Moore	Loudermilk
Navy	Davis	Connors	Cholewa	Hayes	Evans	Jasinski	Gilyard	Clarke	Gibson	Grant	Moore	Loudermilk
Cincinnati	Davis	Connors	Wooten	Hayes	Evans	Jasinski	Causey	Clarke	Gibson	Grant	Moore	Loudermilk
at S. Fla	Davis	Connors	Wooten	Hayes	Evans	Jasinski	Causey	Clarke	Gibson	Grant	Moore	Loudermilk
Memphis	Davis	Connors	Wooten	Hayes	Evans	Jasinski	Causey	Clarke	Gibson	Grant	Moore	Loudermilk

SEASON/CAREER STARTS

Player	2018	Career		
Otis Anderson	7	7	Tyler Hudanick:	10
Jake Brown:	12	24	Pat Jasinski:	12
Shawn Burgess-Becker:	2	2	Jordan Johnson:	12
Rashard Causey:	6	6	Keenan Johnson:	3
Randy Charlton:	1	1	Adrian Killins Jr.:	12
Mason Cholewa	1	1	Gabriel Luyanda	1
Nevelle Clarke:	12	17	Darriel Mack Jr.:	2
Aaron Cochran:		1	Taj McGowan:	4
Antwan Collier:	2	2	Wyatt Miller:	12
Michael Colubiale	6	6	McKenzie Milton:	10
Joey Connors:	11	14	Eric Mitchell:	3
Gabriel Davis:	12	25	Brandon Moore:	12
Titus Davis:	11	24	Tre Nixon	12
Nate Evans:	9	9	Luke Palmer:	4
Kyle Gibson:	10	29	Tristan Payton:	8
Eriq Gilyard:	1	1	Cole Schneider	11
Bailey Granier	3	3	Dredrick Snelson:	11
Richie Grant:	12	12	Cam Stewart:	13
Brendon Hayes:	11	11	A.J. Wooten:	11
Trysten Hill:	1	27		16



PASSING CAREER HIGHS

PLAYER	COMPLETIONS	ATTEMPTS	YARDS	TOUCHDOWNS
Jones, Quadry	1 (at ECU, 10/20/18)	1 (at ECU, 10/20/18)	42 (at ECU, 10/20/18)	1 (at ECU, 10/20/18)
Mack Jr., Darriel	19 (Memphis, 12/1/18)	27 (Memphis, 12/1/18)	348 (Memphis, 12/1/18)	2 (Memphis, 12/1/18)
Milton, McKenzie	29 (2x, last vs USF, 11/24/17)	51 (Tulsa, 11/19/16)	494 (Memphis, 12/2/17)	5 (3x, last at UConn, 8/30/18)
Payton, Tristan	1 (2x, last at USF, 11/26/16)	2 (at USF, 11/26/16)	72 (at USF, 11/26/16)	1 (at USF, 11/26/16)

RUSHING CAREER HIGHS

PLAYER	ATTEMPTS	YARDS	TOUCHDOWNS
Anderson, Otis	15 (Memphis, 12/2/17)	113 (Memphis, 12/2/17)	2 (2x, last SMU, 10/6/18)
Hill, Trysten	1 (SMU, 10/6/18)	1 (SMU, 10/6/18)	1 (SMU, 10/6/18)
Killins Jr., Adrian	20 (SMU, 10/6/18)	145 (at SMU, 11/4/17)	2 (3x, last SC State, 9/8/18)
Mack Jr., Darriel	22 (at ECU, 10/20/18)	120 (at ECU, 10/20/18)	4 (Memphis, 12/1/18)
McCrae, Greg	24 (Memphis, 12/1/18)	206 (Memphis, 12/1/18)	3 (at USF, 11/23/18)
McGowan, Taj	20 (at Stanford, 9/12/15)	81 (at Memphis, 10/13/18)	2 (4x, last Temple, 11/1/18)
Milton, McKenzie	19 (Maryland, 9/17/16)	116 (vs. Auburn, 1/1/18)	3 (FAU, 9/21/18)
Payton, Tristan	1 (2x, last at USF, 11/26/16)	1 (Tulsa, 11/19/16)	---
Snelson, Dredrick	1 (4x, last Memphis, 12/1/18)	9 (at Maryland, 9/23/17)	1 (at Temple, 11/18/17)
Thompson, Bentavious	7 (2x, last Pitt, 9/29/18)	49 (Pitt, 9/29/18)	---
Williams, Marlon	2 (SC State, 9/8/18)	47 (Cincinnati, 10/7/17)	---

RECEIVING CAREER HIGHS

PLAYER	RECEPTIONS	YARDS	TOUCHDOWNS
Anderson, Otis	7 (ECU, 10/14/17)	76 (ECU, 10/14/17)	1 (6x, last Memphis, 12/1/18)
Colubiale, Michael	6 (FAU, 9/21/18)	84 (FAU, 9/21/18)	2 (Temple, 11/1/18)
Davis, Gabriel	9 (SC State, 9/8/18)	128 (at Memphis, 10/13/18)	1 (9x, last at USF, 11/23/18)
Harris, Alex	3 (Austin Peay, 10/28/17)	47 (Austin Peay, 10/28/17)	---
Hescock, Jake	1 (2x, last Memphis, 12/1/18)	9 (at USF, 11/23/18)	1 (Memphis, 12/1/18)
Killins Jr., Adrian	6 (vs USF, 11/24/17)	140 (Pitt, 9/29/18)	2 (Cincinnati, 11/17/18)
McCrae, Greg	3 (Memphis, 12/1/18)	36 (at UConn, 8/30/18)	1 (at UConn, 8/30/18)
McGowan, Taj	3 (2x, last Austin Peay, 10/28/17)	28 (at USF, 11/26/16)	---
Nixon, Tre	6 (SMU, 10/6/18)	101 (at UConn, 8/30/18)	2 (at UConn, 8/30/18)
Payton, Tristan	5 (2x, at Cincinnati, 10/31/15)	63 (Houston, 10/24/15)	1 (2x, last SC State, 9/3/16)
Snelson, Dredrick	9 (Memphis, 12/2/17)	145 (Memphis, 12/2/17)	2 (4x, last Navy, 11/10/18)
Stewart, Cam	4 (Cincinnati, 11/12/16)	60 (FIU, 8/31/17)	---
Williams, Marlon	4 (at Memphis, 10/13/18)	58 (at SMU, 11/4/17)	1 (3x, last FAU, 9/21/18)

KICKING CAREER HIGHS

PLAYER	FG ATTEMPTED	FG MADE	PUNTS	YARDS
Loudermilk, Mac	---	---	7 (3x, last at Mem, 10/13/18)	350 (Houston, 10/24/15)
Wright, Matthew	4 (2x, last vs. Auburn, 1/1/18)	4 (SC State, 9/3/16)	---	---

RETURN CAREER HIGHS

PLAYER	KO RETURNS	YARDS	PUNT RETURNS	YARDS
Anderson, Otis	---	---	3 (2x, last Pitt, 9/29/18)	74 (SC State, 9/8/18)
Grant, Richie	1 (3x, last APSU, 10/28/17)	22 (at Navy, 10/21/17)	1 (SC State, 9/8/18)	13 (SC State, 9/8/18)
Killins, Adrian	3 (5x, last at Memphis, 10/13/18)	100 (at ECU, 10/1/16)	---	---
McCrae, Greg	1 (4x, last FAU, 9/21/18)	31 (UConn, 11/11/17)	---	---
McGowan, Taj	2 (Tulsa, 11/19/16)	43 (Tulsa, 11/19/16)	1 (Austin Peay, 10/28/17)	17 (Austin Peay, 10/28/17)
Payton, Tristan	6 (3x, last USF, 11/26/15)	152 (East Carolina, 11/19/15)	---	---
Snelson, Dredrick	1 (Temple, 10/15/16)	22 (Temple, 10/15/16)	2 (at USF, 11/23/18)	4 (at USF, 11/23/18)
Thompson, Bentavious	1 (2x, last Memphis, 12/1/18)	29 (Memphis, 12/1/18)	---	---
Williams, Marlon	3 (Navy, 11/10/18)	45 (Navy, 11/10/18)	---	---

**DEFENSIVE CAREER HIGHS**

PLAYER	TACKLES	SACKS	TACKLES FOR LOSS	INTERCEPTIONS
Bacote-Sweat, D.	2 (SC State, 9/8/18)	---	0.5 (SC State, 9/8/18)	---
Brown, Bryon	2 (UConn, 11/11/17)	---	---	---
Burgess-Becker, S	4 (2x, last SC State, 9/8/18)	1.0 (2x, last UConn, 11/11/17)	1.5 (SC State, 9/8/18)	1 (FAU, 9/21/18)
Causey, Rashard	8 (Memphis, 12/1/18)	1.0 (3x, last Memphis, 12/1/18)	1.0 (3x, last Memphis, 12/1/18)	---
Charlton, Randy	3 (2x, last Pitt, 9/29/18)	1.0 (Pitt, 9/29/18)	2.0 (Pitt, 9/29/18)	---
Cholewa, Mason	2 (3x, last Cincinnati, 11/17/18)	---	0.5 (Pitt, 9/29/18)	---
Clarke, Nevelle	6 (3x, last FAU, 9/21/18)	1.0 (SC State, 9/8/18)	2.0 (SC State, 9/8/18)	1 (3x, last Temple, 11/1/18)
Cochran, Aaron	5 (SC State, 9/8/18)	---	0.5 (SMU, 10/6/18)	---
Collier, Antwan	9 (at UConn, 8/30/18)	---	1.5 (at UConn, 8/30/18)	1 (2x, last SC State, 9/8/18)
Connors, Joey	7 (Tulane, 11/5/16)	1.0 (4x, last Cincinnati, 11/17/18)	1.5 (Temple, 11/1/18)	---
Davis, Kalia	6 (SC State, 9/8/18)	---	1.5 (SC State, 9/8/18)	---
Davis, Titus	10 (Memphis, 12/2/17)	3.0 (Cincinnati, 11/17/18)	6.0 (Cincinnati, 11/17/18)	1 (Austin Peay, 10/28/17)
Evans, Nate	11 (2x, last Navy, 11/10/18)	1.0 (2x, last Navy, 11/10/18)	2.0 (2x, last Memphis, 12/1/18)	---
Gainous, Derek	2 (at Memphis, 10/13/18)	---	---	---
Gebka, Jonathan	2 (APSU, 10/28/17)	---	---	---
Gibson, Kyle	14 (Temple, 11/1/18)	0.5 (Pitt, 9/29/18)	1.5 (at ECU, 10/20/18)	1 (5x, last SC State, 9/8/18)
Gilyard, Eriq	9 (Navy, 11/10/18)	---	1.5 (Pitt, 9/29/18)	---
Grant, Richie	16 (Navy, 11/10/18)	---	1.0 (3x, last Memphis, 12/1/18)	1 (5x, last at USF, 11/23/18)
Green, Trey	1 (2x, last SC State, 9/8/18)	---	---	---
Hayes, Brendon	6 (Navy, 11/10/18)	1.0 (3x, last at Mem, 10/13/18)	2.0 (at Memphis, 10/13/18)	1 (at ECU, 10/1/16)
Hill, Trysten	6 (2x, last Memphis, 12/1/18)	2.0 (Temple, 11/1/18)	3.0 (Memphis, 12/1/18)	---
Jasinski, Pat	14 (at Navy, 10/21/17)	1.0 (3x, last at CIN, 10/7/17)	1.5 (3x, last SC State, 9/8/18)	1 (2x, last FAU, 9/21/18)
Johnson, Keenan	4 (at UConn, 8/30/18)	---	0.5 (Pitt, 9/29/18)	---
Lester, Dyllon	1 (SC State, 9/8/18)	---	---	---
Lewis, Rahsaan	3 (Memphis, 12/1/18)	---	---	---
Luyanda, Gabriel	6 (ECU, 10/14/17)	1.0 (2x, last at USF, 11/23/18)	2.0 (Memphis, 9/30/17)	---
Maxwell, Zamari	1 (2x, last Cincinnati, 11/17/18)	---	---	---
McMillian, Jermaine	3 (SMU, 10/6/18)	---	1.0 (SMU, 10/6/18)	---
Mitchell, Eric	10 (at UConn, 8/30/18)	1.0 (SMU, 10/6/18)	1.0 (2x, last at ECU, 10/20/18)	1 (FAU, 9/21/18)
Montalvo, Anthony	1 (4x, last at USF, 11/23/18)	1.0 (at USF, 11/23/18)	1.0 (at USF, 11/23/18)	---
Moore, Brandon	7 (FAU, 9/21/18)	---	1.0 (3x, last FAU, 9/21/18)	1 (at Navy, 10/21/17)
Payton, Tristan	1 (2x, last at SMU, 11/4/17)	---	---	---
Powell, Jon	3 (FAU, 9/21/18)	---	---	---
Reaves, Tristan	1 (3x, last at FIU, 9/24/16)	---	---	---
Robinson, Aaron	3 (Temple, 11/1/18)	---	---	---
Swenson, Alex	1 (vs. Auburn, 1/1/18)	---	---	---
Turnier, Kenny	2 (FAU, 9/21/18)	1.0 (2x, last at USF, 11/23/18)	1.0 (2x, last at USF, 11/23/18)	---
Wooten, A.J.	6 (2x, last Cincinnati, 11/17/18)	1.0 (at USF, 11/23/18)	1.0 (3x, last at USF, 11/23/18)	---
Zayas, Stephon	3 (at UConn, 8/30/18)	---	1.0 (at UConn, 8/30/18)	---



UCF Football
UCF Overall Team Statistics (as of Dec 01, 2018)
All games

Team Statistics	UCF	OPP
SCORING	530	255
Points Per Game	44.2	21.2
Points Off Turnovers	94	36
FIRST DOWNS	330	275
Rushing	167	148
Passing	136	106
Penalty	27	21
RUSHING YARDAGE	3318	2729
Yards gained rushing	3515	3027
Yards lost rushing	197	298
Rushing Attempts	564	566
Average Per Rush	5.9	4.8
Average Per Game	276.5	227.4
TDs Rushing	41	17
PASSING YARDAGE	3227	2354
Comp-Att-Int	212-361-6	208-379-13
Average Per Pass	8.9	6.2
Average Per Catch	15.2	11.3
Average Per Game	268.9	196.2
TDs Passing	28	12
TOTAL OFFENSE	6545	5083
Total Plays	925	945
Average Per Play	7.1	5.4
Average Per Game	545.4	423.6
KICK RETURNS: #-Yards	26-483	49-928
PUNT RETURNS: #-Yards	20-190	11-123
INT RETURNS: #-Yards	13-134	6-64
KICK RETURN AVERAGE	18.6	18.9
PUNT RETURN AVERAGE	9.5	11.2
INT RETURN AVERAGE	10.3	10.7
FUMBLES-LOST	15-6	18-13
PENALTIES-Yards	85-744	90-820
Average Per Game	62.0	68.3
PUNTS-Yards	41-1745	57-2568
Average Per Punt	42.6	45.1
Net punt average	38.1	40.7
KICKOFFS-Yards	92-5374	57-3134
Average Per Kick	58.4	55.0
Net kick average	40.7	39.5
TIME OF POSSESSION/Game	26:15	33:45
3RD-DOWN Conversions	82/160	81/197
3rd-Down Pct	51%	41%
4TH-DOWN Conversions	12/19	12/29
4th-Down Pct	63%	41%
SACKS BY-Yards	27-160	14-82
MISC YARDS	117	0
TOUCHDOWNS SCORED	71	31
FIELD GOALS-ATTEMPTS	11-13	14-20
ON-SIDE KICKS	0-0	0-0
RED-ZONE SCORES	(51-57) 89%	(29-39) 74%
RED-ZONE TOUCHDOWNS	(46-57) 81%	(19-39) 49%
PAT-ATTEMPTS	(71-71) 100%	(27-28) 96%
ATTENDANCE	352148	150697
Games/Avg Per Game	8/44018	4/37674
Neutral Site Games		0/0

Score by Quarters	1st	2nd	3rd	4th	OT	Total
UCF	133	143	122	132	0	530
Opponents	84	77	33	61	0	255



UCF Football
UCF Overall Individual Statistics (as of Dec 01, 2018)
All games

Rushing	gp	att	gain	loss	net	avg	td	lg	avg/g
MCCRAE, Greg	12	123	1112	11	1101	9.0	9	74	91.8
KILLINS, Adrian	12	144	730	32	698	4.8	4	26	58.2
MCGOWAN, Taj	12	69	467	3	464	6.7	7	71	38.7
MACK, Darriel	9	58	380	40	340	5.9	6	70	37.8
MILTON, M.	10	79	388	81	307	3.9	9	23	30.7
ANDERSON, O.	11	48	262	10	252	5.2	4	30	22.9
THOMPSON, Ben.	12	29	150	0	150	5.2	0	15	12.5
WILLIAMS, Mar.	11	4	21	2	19	4.8	0	11	1.7
SNELSON, D.	11	1	4	0	4	4.0	0	4	0.4
HILL, Trysten	11	2	1	0	1	0.5	1	1	0.1
COLUBIALE, M.	12	1	0	0	0	0.0	1	0	0.0
Team	7	6	0	18	-18	-3.0	0	0	-2.6
Total	12	564	3515	197	3318	5.9	41	74	276.5
Opponents	12	566	3027	298	2729	4.8	17	82	227.4

Passing	gp	effic	comp-att-int	pct	yds	td	lg	avg/g
MILTON, M.	10	160.97	171-289-6	59.2	2663	25	75	266.3
MACK, Darriel	9	129.21	40-70-0	57.1	522	2	54	58.0
Team	7	0.00	0-1-0	0.0	0	0	0	0.0
JONES, Quadry	1	782.80	1-1-0	100.0	42	1	42	42.0
Total	12	156.09	212-361-6	58.7	3227	28	75	268.9
Opponents	12	110.64	208-379-13	54.9	2354	12	70	196.2

Receiving	gp	no.	yds	avg	td	lg	avg/g
DAVIS, Gabriel	12	50	756	15.1	6	75	63.0
SNELSON, D.	11	41	664	16.2	5	48	60.4
NIXON, Tre	12	40	562	14.1	4	47	46.8
COLUBIALE, M.	12	18	258	14.3	3	27	21.5
WILLIAMS, Mar.	11	18	234	13.0	1	32	21.3
KILLINS, Adrian	12	17	385	22.6	4	71	32.1
ANDERSON, O.	11	16	230	14.4	3	57	20.9
MCCRAE, Greg	12	7	114	16.3	1	36	9.5
HESCOCK, Jake	12	2	13	6.5	1	9	1.1
PAYTON, Tristan	11	2	13	6.5	0	8	1.2
MCGOWAN, Taj	12	1	-2	-2.0	0	0	-0.2
Total	12	212	3227	15.2	28	75	268.9
Opponents	12	208	2354	11.3	12	70	196.2

Punt Returns	no.	yds	avg	td	lg
ANDERSON, O.	15	178	11.9	0	48
SNELSON, D.	4	-1	-0.2	0	5
GRANT, Richie	1	13	13.0	0	13
MOORE, Brandon	0	0	0.0	0	0
GIBSON, Kyle	0	0	0.0	0	0
Total	20	190	9.5	0	48
Opponents	11	123	11.2	1	86

Interceptions	no.	yds	avg	td	lg
GRANT, Richie	6	40	6.7	0	25
CLARKE, Nevelle	2	0	0.0	0	0
JASINSKI, Pat	1	18	18.0	0	18
BURGESS-BECKER	1	40	40.0	1	40
MITCHELL, Eric	1	9	9.0	0	9
GIBSON, Kyle	1	0	0.0	0	0
COLLIER, A.	1	27	27.0	0	27
Total	13	134	10.3	1	40
Opponents	6	64	10.7	0	30

Kick Returns	no.	yds	avg	td	lg
KILLINS, Adrian	14	306	21.9	0	44
WILLIAMS, Mar.	6	93	15.5	0	24
THOMPSON, Ben.	2	56	28.0	0	29
MCGOWAN, Taj	2	5	2.5	0	5
MCCRAE, Greg	1	23	23.0	0	23
NIXON, Tre	1	0	0.0	0	0
MOORE, Brandon	0	0	0.0	0	0
GIBSON, Kyle	0	0	0.0	0	0
Total	26	483	18.6	0	44
Opponents	49	928	18.9	0	44

Fumble Returns	no.	yds	avg	td	lg
EVANS, Nate	1	94	94.0	1	94
Total	1	94	94.0	1	94
Opponents	0	0	0.0	1	0



UCF Football
UCF Overall Individual Statistics (as of Dec 01, 2018)
All games

Scoring	td	fg	PAT				dpx	saf	pts
			kick	rush	rcv	pass			
WRIGHT, Matthew	-	11-13	71-71	-	-	-	-	-	104
MCCRAE, Greg	10	-	-	-	-	-	-	-	60
MILTON, M.	9	-	-	-	-	-	-	-	54
KILLINS, Adrian	8	-	-	-	-	-	-	-	48
ANDERSON, O.	7	-	-	-	-	-	-	-	42
MCGOWAN, Taj	7	-	-	-	-	-	-	-	42
MACK, Darriel	6	-	-	-	-	-	-	-	36
DAVIS, Gabriel	6	-	-	-	-	-	-	-	36
SNELSON, D.	5	-	-	-	-	-	-	-	30
COLUBIALE, M.	4	-	-	-	-	-	-	-	24
NIXON, Tre	4	-	-	-	-	-	-	-	24
HILL, Trysten	1	-	-	-	-	-	-	-	6
HESCOCK, Jake	1	-	-	-	-	-	-	-	6
BURGESS-BECKER	1	-	-	-	-	-	-	-	6
WILLIAMS, Mar.	1	-	-	-	-	-	-	-	6
EVANS, Nate	1	-	-	-	-	-	-	-	6
Total	71	11-13	71-71	-	-	-	-	-	530
Opponents	31	14-20	27-28	0-1	-	0-2	-	-	255

Total Offense	g	plays	rush	pass	total	avg/g
MILTON, M.	10	368	307	2663	2970	297.0
MCCRAE, Greg	12	123	1101	0	1101	91.8
MACK, Darriel	9	128	340	522	862	95.8
KILLINS, Adrian	12	144	698	0	698	58.2
MCGOWAN, Taj	12	69	464	0	464	38.7
ANDERSON, O.	11	48	252	0	252	22.9
THOMPSON, Ben.	12	29	150	0	150	12.5
JONES, Quadry	1	1	0	42	42	42.0
WILLIAMS, Mar.	11	4	19	0	19	1.7
SNELSON, D.	11	1	4	0	4	0.4
HILL, Trysten	11	2	1	0	1	0.1
Team	7	7	-18	0	-18	-2.6
Total	12	925	3318	3227	6545	545.4
Opponents	12	945	2729	2354	5083	423.6

Field Goals	fg	pct.	01-19	20-29	30-39	40-49	50-99	lg	blk
WRIGHT, Matthew	11-13	84.6	0-0	2-2	4-4	5-7	0-0	46	1

FG Sequence	UCF	Opponents
UConn	-	(44)
SCSU	(25)	45
FAU	-	(32)
Pitt	(21)	-
SMU	(45),(34)	(31),(21)
Memphis	(44)	(43),(45),(21)
ECU	(39),(41),(46)	(34),43
TEMPLE	40,(32)	(41),(27),40
NAVY	-	(24)
Cincinnati	49,(33)	38,41
USF	(42)	(25)
Memphis	-	(36),(19),36

Punting	no.	yds	avg	lg	tb	fc	i20	50+	blk
LOUDERMILK, Mac	41	1745	42.6	66	3	10	15	10	0
Total	41	1745	42.6	66	3	10	15	10	0
Opponents	57	2568	45.1	61	3	14	23	17	0

Kickoffs	no.	yds	avg	tb	ob	retn	net	ydln
WRIGHT, Matthew	92	5374	58.4	28	4			
Total	92	5374	58.4	28	4	18.9	40.7	24
Opponents	57	3134	55.0	16	4	18.6	39.5	25

Numbers in (parentheses) indicate field goal was made.



UCF Football
UCF Overall Individual Statistics (as of Dec 01, 2018)
All games

All Purpose	g	rush	rcv	pr	kr	ir	total	avg/g
KILLINS, Adrian	12	698	385	0	306	0	1389	115.8
MCCRAE, Greg	12	1101	114	0	23	0	1238	103.2
DAVIS, Gabriel	12	0	756	0	0	0	756	63.0
SNELSON, D.	11	4	664	-1	0	0	667	60.6
ANDERSON, O.	11	252	230	178	0	0	660	60.0
NIXON, Tre	12	0	562	0	0	0	562	46.8
MCGOWAN, Taj	12	464	-2	0	5	0	467	38.9
WILLIAMS, Mar.	11	19	234	0	93	0	346	31.5
MACK, Darriel	9	340	0	0	0	0	340	37.8
MILTON, M.	10	307	0	0	0	0	307	30.7
COLUBIALE, M.	12	0	258	0	0	0	258	21.5
THOMPSON, B	12	150	0	0	56	0	206	17.2
MOORE, Brand	12	0	0	0	0	0	60	5.0
GIBSON, Kyle	12	0	0	0	0	0	57	4.8
GRANT, Richie	12	0	0	13	0	40	53	4.4
BURGESS-BEC	12	0	0	0	0	40	40	3.3
COLLIER, A.	12	0	0	0	0	27	27	2.2
JASINSKI, Pat	12	0	0	0	0	18	18	1.5
PAYTON, Trista	11	0	13	0	0	0	13	1.2
HESCOCK, Jak	12	0	13	0	0	0	13	1.1
MITCHELL, Eric	10	0	0	0	0	9	9	0.9
HILL, Trysten	11	1	0	0	0	0	1	0.1
Team	7	-18	0	0	0	0	-18	-2.6
Total	12	3318	3227	190	483	134	7469	622.4
Opponents	12	2729	2354	123	928	64	6198	516.5



UCF Football
UCF Overall Defensive Statistics (as of Dec 01, 2018)
All games

#	Defensive Leaders	gp	Tackles				tfl/yds	Sacks no-yds	Pass defense			Fumbles		blkd	
			ua	a	tot				int-yds	brup	qbh	rcv-yds	ff	kick	saf
27	GRANT, Richie	12	64	38	102	3.0-11	.	6-40	3	.	1-0	3	.	.	
44	EVANS, Nate	12	49	41	90	9.0-24	2.5-10	.	3	.	2-94	1	.	.	
25	GIBSON, Kyle	12	51	32	83	4.5-12	0.5-1	1-0	6	2	1-0	2	.	.	
56	JASINSKI, Pat	12	34	27	61	5.0-6	.	1-18	4	4	1-0	2	.	.	
10	DAVIS, Titus	12	29	30	59	16.0-53	6.5-36	.	1	6	1-0	2	.	.	
21	CAUSEY, Rashard	12	34	9	43	4.0-14	2.0-9	.	6	2	1-0	3	.	.	
20	MOORE, Brandon	12	30	11	41	1.0-1	.	.	9	
12	MITCHELL, Eric	10	22	18	40	2.5-7	1.0-5	1-9	1	1	
14	CLARKE, Nevelle	12	33	7	40	4.0-18	1.0-5	2-0	12	1	1-0	.	.	.	
40	GILYARD, Eriq	11	20	18	38	5.0-6	.	.	.	2	
6	HAYES, Brendon	12	19	18	37	8.0-36	3.0-20	.	2	6	1-0	.	.	.	
54	WOOTEN, A.J.	12	15	21	36	2.5-17	1.0-15	.	.	3	.	.	1	.	
9	HILL, Trysten	11	20	15	35	10.0-36	3.0-19	.	.	4	
3	COLLIER, A.	12	21	9	30	1.5-1	.	1-27	1	1	1-0	.	.	.	
91	CONNORS, Joey	12	14	13	27	4.0-11	1.5-7	.	3	4	1-0	.	1	.	
58	CHARLTON, Randy	12	10	11	21	3.0-10	1.0-6	.	2	3	
22	DAVIS, Kalia	10	10	7	17	2.5-5	.	.	1	1	
29	JOHNSON, Keenan	11	11	6	17	0.5-0	.	.	2	.	1-0	.	.	.	
24	LUYANDA, G.	12	8	7	15	1.5-6	1.0-4	.	1	3	
43	COCHRAN, Aaron	11	7	8	15	0.5-1	.	.	1	3	
28	BURGESS-BECKER	12	6	7	13	2.0-3	.	1-40	1	1	
26	MCMILLIAN, J.	9	8	2	10	1.0-2	.	.	1	
34	POWELL, Jon	11	8	2	10	
31	ROBINSON, A.	7	8	1	9	.	.	.	1	
97	CHOLEWA, Mason	9	1	7	8	0.5-1	.	.	1	3	
7	TURNIER, Kenny	10	3	3	6	2.0-12	2.0-12	.	.	1	
96	ZAYAS, Stephon	4	5	.	5	1.0-1	.	.	.	1	
87	HARRIS, Jacob	12	5	.	5	
3M	MCCRAE, Greg	12	3	1	4	
94	MONTALVO, A.	7	3	1	4	1.0-11	1.0-11	
42	LEWIS, Rahsaan	6	2	2	4	
83	SPANN, Elijah	11	2	1	3	
4P	PEREZ, Caleb	12	3	.	3	
19	GREEN, Trey	4	.	2	2	
37	GAINOUS, Derek	10	2	.	2	
47	GEBKA, J.	4	1	1	2	
77	BROWN, Jake	12	2	.	2	
8	MAXWELL, Zamari	11	.	2	2	
11	WRIGHT, Matthew	12	2	.	2	1-0	.	.	.	
35	BACOTE-SWEAT	1	1	1	2	0.5-1	.	.	.	1	
18	LESTER, Dyllon	3	1	.	1	
9K	KILLINS, Adrian	12	1	.	1	
4	MCGOWAN, Taj	12	.	1	1	
6P	PAYTON, Tristan	11	1	.	1	
1Q	MILTON, M.	10	1	.	1	
Total		12	570	380	950	96-306	27-160	13-134	62	53	13-94	13	2	.	
Opponents		12	529	364	893	53-160	14-82	6-64	40	24	6-0	11	1	.	



UCF Football UCF Team Game-by-Game (as of Dec 01, 2018) All games

TEAM STATISTICS

Date	Opponent	Rushing				Receiving				Passing				Kick Returns				Punt Returns				tot off		
		no.	yds	td	lg	no.	yds	td	lg	cmp	att	int	yds	td	lg	no.	yds	td	lg	no.	yds		td	lg
Aug 30	at UConn	36	296	3	70	26	356	5	45	26	34	0	356	5	45	2	43	0	24	1	1	0	1	652
Sep 08	SCSU	47	316	4	32	22	250	1	38	22	43	3	250	1	38	1	21	0	21	5	83	0	48	566
Sep 21	FAU	50	239	4	14	21	306	3	39	21	32	0	306	3	39	5	86	0	23	0	0	0	0	545
Sep 29	PITT	45	240	2	23	18	328	4	71	18	34	0	328	4	71	0	0	0	0	3	22	0	12	568
Oct 06	SMU	43	256	4	30	19	285	2	37	19	37	1	285	2	37	2	34	0	24	0	0	0	0	541
Oct 13	at Memphis	37	165	3	71	17	296	1	75	17	29	0	296	1	75	3	73	0	44	1	1	0	1	461
Oct 20	at ECU	55	316	2	74	13	111	1	42	13	21	0	111	1	42	0	0	0	0	2	11	0	13	427
Nov 01	TEMPLE	43	318	4	40	17	312	3	57	17	33	1	312	3	57	5	104	0	36	1	2	0	2	630
Nov 10	NAVY	52	297	3	21	17	200	2	34	17	21	0	200	2	34	4	45	0	17	1	8	0	8	497
Nov 17	CINCINNATI	36	134	2	22	13	268	3	47	13	25	0	268	3	47	1	14	0	14	2	16	0	17	402
Nov 23	at USF	58	391	4	40	10	167	1	47	10	24	1	167	1	47	0	0	0	0	2	4	0	5	558
Dec 01	MEMPHIS	62	350	6	50	19	348	2	54	19	28	0	348	2	54	3	63	0	29	2	42	0	42	698
UCF		564	3318	41	74	212	3227	28	75	212	361	6	3227	28	75	26	483	0	44	20	190	0	48	6545
UCF		566	2729	17	82	208	2354	12	70	208	379	13	2354	12	70	49	928	0	44	11	123	1	86	5083

Games: 12 • Avg/rush: 5.9 • Avg/catch: 15.2 • Pass effic: 156.09 • KR avg: 18.6 • PR avg: 9.5 • All purpose avg/game: 622.4 • Total offense avg/gm: 545.4

Date	Opponent	Tackles				Sacks no-yds	Fumble		Pass Defense			blkd kick	PAT Attempts			off		
		ua	a	total	tfl-yds		ff	fr-yds	int-yds	qbh	brup		kick	rush	rcv	saf	t/o	pts
Aug 30	at UConn	52	38	90	8.0-14	0.0-0	2	2-0	1-3	2	9	0	8-8	0	0	0	14	56
Sep 08	SCSU	42	38	80	11.0-33	4.0-18	0	0-0	3-29	5	3	1	5-5	0	0	0	7	38
Sep 21	FAU	45	42	87	7.0-16	0.0-0	0	0-0	3-67	7	7	0	8-8	0	0	0	14	56
Sep 29	PITT	32	32	64	9.0-24	3.0-15	0	0-0	1-25	5	5	0	6-6	0	0	0	7	45
Oct 06	SMU	54	24	78	12.0-34	2.0-11	3	1-0	0-0	7	3	0	6-6	0	0	0	7	48
Oct 13	at Memphis	65	6	71	7.0-20	1.0-7	1	2-0	0-0	2	3	0	4-4	0	0	0	7	31
Oct 20	at ECU	43	40	83	8.0-29	3.0-15	4	4-94	1-0	11	9	0	4-4	0	0	0	24	37
Nov 01	TEMPLE	56	30	86	7.0-26	3.0-21	0	0-0	2-10	5	6	0	7-7	0	0	0	0	52
Nov 10	NAVY	33	54	87	7.0-18	1.0-5	1	1-0	0-0	0	1	0	5-5	0	0	0	7	35
Nov 17	CINCINNATI	48	38	86	7.0-23	4.0-18	2	3-0	0-0	4	5	1	5-5	0	0	0	7	38
Nov 23	at USF	56	6	62	5.0-39	4.0-37	0	0-0	1-0	1	6	0	5-5	0	0	0	0	38
Dec 01	MEMPHIS	44	32	76	8.0-30	2.0-13	0	0-0	1-0	4	5	0	8-8	0	0	0	0	56
UCF		570	380	950	96.0-306	27.0-160	13	13-94	13-134	53	62	2	71-71	0	0	0	94	530
UCF		529	364	893	53.0-160	14.0-82	11	6-0	6-64	24	40	1	27-28	0	0	0	36	255

Date	Opponent	Punting										Field Goals			Kickoffs				
		no.	yds	avg	long	blkd	tb	fc	50+	i20	md-att	long	blkd	no.	yds	avg	tb	ob	
Aug 30	at UConn	1	31	31.0	31	0	0	0	0	0	0-0	0	0	9	566	62.9	3	0	
Sep 08	SCSU	3	89	29.7	39	0	0	1	0	2	1-1	25	0	7	399	57.0	2	0	
Sep 21	FAU	3	147	49.0	56	0	1	0	2	0	0-0	0	0	9	492	54.7	1	0	
Sep 29	PITT	2	98	49.0	53	0	0	0	1	0	1-1	21	0	8	444	55.5	3	0	
Oct 06	SMU	4	179	44.8	59	0	1	0	1	1	2-2	45	0	8	510	63.8	3	1	
Oct 13	at Memphis	7	295	42.1	54	0	0	3	1	2	1-1	44	0	5	271	54.2	1	0	
Oct 20	at ECU	6	251	41.8	48	0	0	4	0	3	3-3	46	0	8	477	59.6	5	0	
Nov 01	TEMPLE	3	145	48.3	54	0	0	0	2	2	1-2	32	1	9	493	54.8	2	1	
Nov 10	NAVY	2	76	38.0	44	0	0	0	0	0	0-0	0	0	6	364	60.7	4	1	
Nov 17	CINCINNATI	3	107	35.7	45	0	0	0	0	1	1-2	33	0	7	394	56.3	1	0	
Nov 23	at USF	6	282	47.0	66	0	1	2	3	4	1-1	42	0	7	402	57.4	2	0	
Dec 01	MEMPHIS	1	45	45.0	45	0	0	0	0	0	0-0	0	0	9	562	62.4	1	1	
UCF		41	1745	42.6	66	0	3	10	10	15	11-13	46	1	92	5374	58.4	28	4	
UCF		57	2568	45.1	61	0	3	14	17	23	14-20	45	2	57	3134	55.0	16	4	



UCF Football UCF Opponent Game-by-Game (as of Dec 01, 2018) All games

OPPONENT STATISTICS

Date	Opponent	Rushing				Receiving				Passing				Kick Returns			Punt Returns			tot off		
		no.	yds	td	lg	no.	yds	td	lg	cmp-att-int	yds	td	lg	no.	yds	td	lg	no.	yds		td	lg
Aug 30	at UConn	46	220	1	26	27	266	1	46	27-41-1	266	1	46	6	151	0	44	0	0	0	0	486
Sep 08	SCSU	52	177	0	24	6	80	0	26	6-19-3	80	0	26	3	47	0	20	0	0	0	0	257
Sep 21	FAU	50	320	4	40	14	127	1	27	14-27-3	127	1	27	7	169	0	31	2	0	0	0	447
Sep 29	PITT	33	109	0	18	16	163	1	58	16-26-1	163	1	58	2	26	0	14	1	86	1	86	272
Oct 06	SMU	39	83	0	20	24	237	2	24	24-42-0	237	2	24	4	115	0	37	1	10	0	10	320
Oct 13	at Memphis	52	281	3	43	17	209	0	39	17-29-0	209	0	39	4	52	0	30	2	26	0	16	490
Oct 20	at ECU	38	90	0	14	29	406	1	41	29-56-1	406	1	41	2	23	0	12	0	0	0	0	496
Nov 01	TEMPLE	46	226	1	33	31	444	4	70	31-52-2	444	4	70	6	73	0	20	1	2	0	2	670
Nov 10	NAVY	63	374	3	46	0	0	0	0	0-2-0	0	0	0	0	0	0	0	0	0	0	0	374
Nov 17	CINCINNATI	55	252	1	28	11	127	0	22	11-26-0	127	0	22	4	70	0	24	2	-3	0	1	379
Nov 23	at USF	47	196	0	38	15	113	1	34	15-29-1	113	1	34	4	50	0	22	2	2	0	2	309
Dec 01	MEMPHIS	45	401	4	82	18	182	1	41	18-30-1	182	1	41	7	152	0	31	0	0	0	0	583
Opponents		566	2729	17	82	208	2354	12	70	208-379-13	2354	12	70	49	928	0	44	11	123	1	86	5083
		564	3318	41	74	212	3227	28	75	212-361-6	3227	28	75	26	483	0	44	20	190	0	48	6545

Games: 12 • Avg/rush: 4.8 • Avg/catch: 11.3 • Pass effic: 110.64 • KR avg: 18.9 • PR avg: 11.2 • All purpose avg/game: 516.5 • Total offense avg/gm: 423.6

Date	Opponent	Tackles				Sacks	Fumble	Pass Defense			blkd	PAT Attempts				off			
		ua	a	total	tfl-yds	no-yds	ff	fr-yds	int-yds	qbh	brup	kick	kick	rush	rcv	saf	t/o	pts	
Aug 30	at UConn	36	36	72	0.0-0	0.0-0	0	0-0	0-0	1	1	0	2-2	0	0	0	0	0	17
Sep 08	SCSU	50	34	84	3.0-7	0.0-0	0	0-0	3-12	2	6	0	0-0	0	0	0	0	0	0
Sep 21	FAU	53	32	85	2.0-7	1.0-5	0	0-0	0-0	6	2	0	3-3	0	0	0	0	0	36
Sep 29	PITT	48	22	70	5.0-12	1.0-5	2	0-0	0-0	1	6	0	2-2	0	0	0	0	0	14
Oct 06	SMU	42	26	68	3.0-7	0.0-0	1	0-0	1-22	4	5	0	2-2	0	0	0	0	7	20
Oct 13	at Memphis	43	12	55	7.0-34	4.0-29	1	1-0	0-0	0	4	0	3-3	0	0	0	0	0	30
Oct 20	at ECU	36	54	90	10.0-27	3.0-13	0	0-0	0-0	3	2	0	1-1	0	0	0	0	0	10
Nov 01	TEMPLE	44	18	62	3.0-5	0.0-0	0	0-0	1-0	2	7	1	4-4	0	0	0	0	6	40
Nov 10	NAVY	36	56	92	3.0-5	0.0-0	2	1-0	0-0	0	0	0	3-3	0	0	0	0	0	24
Nov 17	CINCINNATI	34	20	54	5.0-31	3.0-23	2	1-0	0-0	2	2	0	1-2	0	0	0	0	6	13
Nov 23	at USF	50	18	68	4.0-8	1.0-4	0	0-0	1-30	3	4	0	1-1	0	0	0	0	0	10
Dec 01	MEMPHIS	57	36	93	8.0-17	1.0-3	3	3-0	0-0	0	1	0	5-5	0	0	0	0	17	41
Opponents		529	364	893	53.0-160	14.0-82	11	6-0	6-64	24	40	1	27-28	0	0	0	0	36	255
		570	380	950	96.0-306	27.0-160	13	13-94	13-134	53	62	2	71-71	0	0	0	0	94	530

Date	Opponent	Punting										Field Goals			Kickoffs				
		no.	yds	avg	long	blkd	tb	fc	50+	i20	md-att	long	blkd	no.	yds	avg	tb	ob	
Aug 30	at UConn	2	79	39.5	42	0	0	0	0	2	1-1	44	0	4	227	56.8	0	1	
Sep 08	SCSU	8	350	43.8	57	0	0	1	2	2	0-1	0	1	1	53	53.0	0	0	
Sep 21	FAU	4	176	44.0	58	0	0	0	1	2	1-1	32	0	7	372	53.1	0	0	
Sep 29	PITT	6	248	41.3	49	0	0	1	0	1	0-0	0	0	3	195	65.0	3	0	
Oct 06	SMU	4	180	45.0	60	0	0	1	1	2	2-2	31	0	5	292	58.4	1	1	
Oct 13	at Memphis	5	216	43.2	52	0	2	0	1	2	3-3	45	0	7	413	59.0	3	0	
Oct 20	at ECU	5	205	41.0	47	0	0	3	0	1	1-2	34	0	3	195	65.0	3	0	
Nov 01	TEMPLE	3	143	47.7	56	0	0	1	2	2	2-3	41	0	8	428	53.5	2	0	
Nov 10	NAVY	2	108	54.0	54	0	0	0	2	2	1-1	24	0	5	247	49.4	0	0	
Nov 17	CINCINNATI	4	190	47.5	61	0	0	2	2	2	0-2	0	1	3	128	42.7	0	0	
Nov 23	at USF	9	441	49.0	57	0	1	2	4	2	1-1	25	0	3	115	38.3	1	1	
Dec 01	MEMPHIS	5	232	46.4	58	0	0	3	2	3	2-3	36	0	8	469	58.6	3	1	
Opponents		57	2568	45.1	61	0	3	14	17	23	14-20	45	2	57	3134	55.0	16	4	
		41	1745	42.6	66	0	3	10	10	15	11-13	46	1	92	5374	58.4	28	4	



UCF Football UCF Red-Zone Results (as of Dec 01, 2018) All games

UCF Inside Opponent Red-Zone

Date	Opponent	Score	Times In RZ	Times Scored	Total Pts	Rush TDs	Pass TDs	FGs Made	Failed to score inside RZ						
									FGA	Down	Int	Fumb	Half	Game	
Aug 30, 2018	at UConn	W 56-17	5	5	35	5	2	3	0	0	0	0	0	0	0
Sep 08, 2018	SCSU	W 38-0	6	4	24	3	2	1	1	0	1	1	0	0	0
Sep 21, 2018	FAU	W 56-36	6	6	42	6	4	2	0	0	0	0	0	0	0
Sep 29, 2018	PITT	W 45-14	5	4	24	3	1	2	1	0	1	0	0	0	0
Oct 06, 2018	SMU	W 48-20	5	5	31	4	3	1	1	0	0	0	0	0	0
Oct 13, 2018	at Memphis	W 31-30	2	2	14	2	2	0	0	0	0	0	0	0	0
Oct 20, 2018	at ECU	W 37-10	1	1	7	1	1	0	0	0	0	0	0	0	0
Nov 01, 2018	TEMPLE	W 52-40	7	7	45	6	3	3	1	0	0	0	0	0	0
Nov 10, 2018	NAVY	W 35-24	5	4	28	4	3	1	0	0	0	0	1	0	0
Nov 17, 2018	CINCINNATI	W 38-13	5	4	24	3	2	1	1	0	1	0	0	0	0
Nov 23, 2018	at USF	W 38-10	2	2	14	2	1	1	0	0	0	0	0	0	0
Dec 01, 2018	MEMPHIS	W 56-41	8	7	49	7	6	1	0	0	1	0	0	0	0
Totals			57	51	337	46	30	16	5	0	4	1	1	0	0
			51 of 57 (89.5%)												

Opponents Inside UCF Red-Zone

Date	Opponent	Score	Times In RZ	Times Scored	Total Pts	Rush TDs	Pass TDs	FGs Made	Failed to score inside RZ						
									FGA	Down	Int	Fumb	Half	Game	
Aug 30, 2018	at UConn	W 56-17	3	2	14	2	1	1	0	0	1	0	0	0	0
Sep 08, 2018	SCSU	W 38-0	0	0	0	0	0	0	0	0	0	0	0	0	0
Sep 21, 2018	FAU	W 56-36	4	4	23	3	3	0	1	0	0	0	0	0	0
Sep 29, 2018	PITT	W 45-14	1	0	0	0	0	0	0	0	1	0	0	0	0
Oct 06, 2018	SMU	W 48-20	5	4	20	2	0	2	2	0	1	0	0	0	0
Oct 13, 2018	at Memphis	W 31-30	3	3	17	2	2	0	1	0	0	0	0	0	0
Oct 20, 2018	at ECU	W 37-10	3	1	3	0	0	0	1	0	1	0	1	0	0
Nov 01, 2018	TEMPLE	W 52-40	7	5	30	4	1	3	1	1	1	0	0	0	0
Nov 10, 2018	NAVY	W 35-24	4	4	24	3	3	0	1	0	0	0	0	0	0
Nov 17, 2018	CINCINNATI	W 38-13	2	1	7	1	1	0	0	0	0	0	1	0	0
Nov 23, 2018	at USF	W 38-10	2	1	3	0	0	0	1	0	1	0	0	0	0
Dec 01, 2018	MEMPHIS	W 56-41	5	4	20	2	1	1	2	0	0	1	0	0	0
Totals			39	29	161	19	12	7	10	1	6	1	2	0	0
			29 of 39 (74.4%)												



UCF Football
UCF Game Superlatives (as of Dec 01, 2018)
All games

INDIVIDUAL GAME HIGHS

Rushes	24	MCCRAGE, Greg vs Memphis (Dec 01, 2018)
Yards Rushing	206	MCCRAGE, Greg vs Memphis (Dec 01, 2018)
TD Rushes	4	MACK, Darriel vs Memphis (Dec 01, 2018)
Long Rush	74	MCCRAGE, Greg at ECU (Oct 20, 2018)
Pass attempts	39	MILTON, M. vs SCSU (Sep 08, 2018)
Pass completions	24	MILTON, M. at UConn (Aug 30, 2018)
Yards Passing	348	MACK, Darriel vs Memphis (Dec 01, 2018)
TD Passes	5	MILTON, M. at UConn (Aug 30, 2018)
Long Pass	75	MILTON, M. at Memphis (Oct 13, 2018)
Receptions	9	DAVIS, Gabriel vs SCSU (Sep 08, 2018)
Yards Receiving	140	KILLINS, Adrian vs Pitt (Sep 29, 2018)
TD Receptions	2	NIXON, Tre at UConn (Aug 30, 2018)
	2	COLUBIALE, M. vs TEMPLE (Nov 01, 2018)
	2	SNELSON, D. vs NAVY (Nov 10, 2018)
	2	KILLINS, Adrian vs Cincinnati (Nov 17, 2018)
Long Reception	75	DAVIS, Gabriel at Memphis (Oct 13, 2018)
Field Goals	3	WRIGHT, Matthew at ECU (Oct 20, 2018)
Long Field Goal	46	WRIGHT, Matthew at ECU (Oct 20, 2018)
Punts	7	LOUDERMILK, Mac at Memphis (Oct 13, 2018)
Punting Avg	49.0	LOUDERMILK, Mac vs FAU (Sep 21, 2018)
	49.0	LOUDERMILK, Mac vs Pitt (Sep 29, 2018)
Long Punt	66	LOUDERMILK, Mac at USF (Nov 23, 2018)
Punts inside 20	4	LOUDERMILK, Mac at USF (Nov 23, 2018)
Long Punt Return	48	ANDERSON, O. vs SCSU (Sep 08, 2018)
Long Kickoff Return	44	KILLINS, Adrian at Memphis (Oct 13, 2018)
Tackles	16	GRANT, Richie vs NAVY (Nov 10, 2018)
Sacks	3.0	DAVIS, Titus vs Cincinnati (Nov 17, 2018)
Tackles For Loss	4.0	DAVIS, Titus vs Cincinnati (Nov 17, 2018)
Interceptions	1	GRANT, Richie at UConn (Aug 30, 2018)
	1	COLLIER, A. vs SCSU (Sep 08, 2018)
	1	GIBSON, Kyle vs SCSU (Sep 08, 2018)
	1	GRANT, Richie vs SCSU (Sep 08, 2018)
	1	MITCHELL, Eric vs FAU (Sep 21, 2018)
	1	BURGESS-BECKER vs FAU (Sep 21, 2018)
	1	JASINSKI, Pat vs FAU (Sep 21, 2018)
	1	GRANT, Richie vs Pitt (Sep 29, 2018)
	1	CLARKE, Nevelle at ECU (Oct 20, 2018)
	1	CLARKE, Nevelle vs TEMPLE (Nov 01, 2018)
	1	GRANT, Richie vs TEMPLE (Nov 01, 2018)
	1	GRANT, Richie at USF (Nov 23, 2018)
	1	GRANT, Richie vs Memphis (Dec 01, 2018)



UCF Football
UCF Game Superlatives (as of Dec 01, 2018)
All games

TEAM GAME HIGHS

Rushes	62	vs Memphis (Dec 01, 2018)
Yards Rushing	391	at USF (Nov 23, 2018)
Yards Per Rush	8.2	at UConn (Aug 30, 2018)
TD Rushes	6	vs Memphis (Dec 01, 2018)
Pass attempts	43	vs SCSU (Sep 08, 2018)
Pass completions	26	at UConn (Aug 30, 2018)
Yards Passing	356	at UConn (Aug 30, 2018)
Yards Per Pass	12.4	vs Memphis (Dec 01, 2018)
TD Passes	5	at UConn (Aug 30, 2018)
Total Plays	90	vs SCSU (Sep 08, 2018)
	90	vs Memphis (Dec 01, 2018)
Total Offense	698	vs Memphis (Dec 01, 2018)
Yards Per Play	9.3	at UConn (Aug 30, 2018)
Points	56	at UConn (Aug 30, 2018)
	56	vs FAU (Sep 21, 2018)
	56	vs Memphis (Dec 01, 2018)
Sacks By	4	vs SCSU (Sep 08, 2018)
	4	vs Cincinnati (Nov 17, 2018)
	4	at USF (Nov 23, 2018)
First Downs	35	vs TEMPLE (Nov 01, 2018)
Penalties	14	at ECU (Oct 20, 2018)
Penalty Yards	120	at ECU (Oct 20, 2018)
Turnovers	3	vs SCSU (Sep 08, 2018)
	3	vs Memphis (Dec 01, 2018)
Interceptions By	3	vs SCSU (Sep 08, 2018)
	3	vs FAU (Sep 21, 2018)
Punts	7	at Memphis (Oct 13, 2018)
Punting Avg	49.0	vs FAU (Sep 21, 2018)
	49.0	vs Pitt (Sep 29, 2018)
Long Punt	66	at USF (Nov 23, 2018)
Punts inside 20	4	at USF (Nov 23, 2018)
Long Punt Return	48	vs SCSU (Sep 08, 2018)



UCF Football
UCF Game Superlatives (as of Dec 01, 2018)
All games

OPPONENT INDIVIDUAL GAME HIGHS

Rushes	31	HENDERSON, D., at Memphis (Oct 13, 2018)
Yards Rushing	210	HENDERSON, D., vs Memphis (Dec 01, 2018)
TD Rushes	3	SINGLETERY, D, vs FAU (Sep 21, 2018)
	3	HENDERSON, D., vs Memphis (Dec 01, 2018)
Long Rush	82	HENDERSON, D., vs Memphis (Dec 01, 2018)
Pass attempts	53	AHLERS, Holton, at ECU (Oct 20, 2018)
Pass completions	31	RUSSO,Anthony, vs TEMPLE (Nov 01, 2018)
Yards Passing	444	RUSSO,Anthony, vs TEMPLE (Nov 01, 2018)
TD Passes	4	RUSSO,Anthony, vs TEMPLE (Nov 01, 2018)
Long Pass	70	RUSSO,Anthony, vs TEMPLE (Nov 01, 2018)
Receptions	12	PROCHE, James, vs SMU (Oct 06, 2018)
Yards Receiving	145	BROWN, Trevon, at ECU (Oct 20, 2018)
TD Receptions	2	PROCHE, James, vs SMU (Oct 06, 2018)
	2	BRYANT,Ventell, vs TEMPLE (Nov 01, 2018)
Long Reception	70	JONES,Randle, vs TEMPLE (Nov 01, 2018)
Field Goals	3	PATTERSON, R., at Memphis (Oct 13, 2018)
Long Field Goal	45	PATTERSON, R., at Memphis (Oct 13, 2018)
Punts	9	SCHNEIDER, T, at USF (Nov 23, 2018)
Punting Avg	54.0	WHITE, Owen, vs NAVY (Nov 10, 2018)
Long Punt	61	SMITH, James, vs Cincinnati (Nov 17, 2018)
Punts inside 20	3	WILLIAMS, Adam, vs Memphis (Dec 01, 2018)
Long Punt Return	86	Araujo-Lopes, R, vs Pitt (Sep 29, 2018)
Long Kickoff Return	44	DIXON, Keyion, at UConn (Aug 30, 2018)
Tackles	15	AL-SHAAIR, Azee, vs FAU (Sep 21, 2018)
Sacks	2.0	TATE IV, John, at Memphis (Oct 13, 2018)
	2.0	DORCEUS, J., at Memphis (Oct 13, 2018)
Tackles For Loss	2.0	Idowu, O., vs Pitt (Sep 29, 2018)
	2.0	TATE IV, John, at Memphis (Oct 13, 2018)
	2.0	DORCEUS, J., at Memphis (Oct 13, 2018)
	2.0	GIBBS, Cannon, at ECU (Oct 20, 2018)
	2.0	BIVENS, Bruce, at ECU (Oct 20, 2018)
	2.0	SUTTON, Devon, at ECU (Oct 20, 2018)
	2.0	CLEMENTS, Malik, vs Cincinnati (Nov 17, 2018)
Interceptions	1	BROWN,Alex, vs SCSU (Sep 08, 2018)
	1	ADAMS,Chris, vs SCSU (Sep 08, 2018)
	1	JONES,Lane, vs SCSU (Sep 08, 2018)
	1	NELSON, Patrick, vs SMU (Oct 06, 2018)
	1	RANDALL,Delvon, vs TEMPLE (Nov 01, 2018)
	1	ROBERTS, Nick, at USF (Nov 23, 2018)



UCF Football
UCF Game Superlatives (as of Dec 01, 2018)
All games

OPPONENT TEAM GAME HIGHS

Rushes	63	vs NAVY (Nov 10, 2018)
Yards Rushing	401	vs Memphis (Dec 01, 2018)
Yards Per Rush	8.9	vs Memphis (Dec 01, 2018)
TD Rushes	4	vs FAU (Sep 21, 2018)
	4	vs Memphis (Dec 01, 2018)
Pass attempts	56	at ECU (Oct 20, 2018)
Pass completions	31	vs TEMPLE (Nov 01, 2018)
Yards Passing	444	vs TEMPLE (Nov 01, 2018)
Yards Per Pass	8.5	vs TEMPLE (Nov 01, 2018)
TD Passes	4	vs TEMPLE (Nov 01, 2018)
Total Plays	98	vs TEMPLE (Nov 01, 2018)
Total Offense	670	vs TEMPLE (Nov 01, 2018)
Yards Per Play	7.8	vs Memphis (Dec 01, 2018)
Points	41	vs Memphis (Dec 01, 2018)
Sacks By	4	at Memphis (Oct 13, 2018)
First Downs	35	vs TEMPLE (Nov 01, 2018)
Penalties	14	vs TEMPLE (Nov 01, 2018)
Penalty Yards	149	vs TEMPLE (Nov 01, 2018)
Turnovers	5	at ECU (Oct 20, 2018)
Interceptions By	3	vs SCSU (Sep 08, 2018)
Punts	9	at USF (Nov 23, 2018)
Punting Avg	54.0	vs NAVY (Nov 10, 2018)
Long Punt	61	vs Cincinnati (Nov 17, 2018)
Punts inside 20	3	vs Memphis (Dec 01, 2018)
Long Punt Return	86	vs Pitt (Sep 29, 2018)



2005 SHERATON HAWAII BOWL

NEVADA	49
UCF	48



December 24, 2005 | Honolulu, Hawaii | Aloha Stadium

HONOLULU - UCF dropped a 49-48 overtime decision to Nevada in the 2005 Sheraton Hawaii Bowl, the first bowl game in school history. The Knights finished the season with an 8-5 record, just one year after going 0-11. The turnaround of seven games from 2004 placed UCF tied with seven other schools for the fourth-best single-season turnaround in Football Bowl Subdivision history.

UCF kicker Matt Prater, who had three field goals during the game, missed the game-tying extra point wide right, giving the Wolf Pack the win.

B.J. Mitchell ran for 178 yards and two touchdowns, and Robert Hubbard had 126 yards rushing and three touchdowns for the Wolf Pack (9-3), who finished with their best season since 1996 and spoiled UCF's bowl debut.

UCF's Brandon Marshall caught a 16-yard pass for a touchdown that tied the game at 42 with 55 seconds left. The score capped a four-play, 48-yard drive that took just 37 seconds.

Prater booted a 46-yard field goal with 1:32 left to draw UCF to 42-35, and the Knights recovered the onside kick with no time-outs left, setting up Marshall's dramatic catch that sent the game into overtime.

Trailing 32-28, the Wolf Pack took the lead on Hubbard's 5-yard touchdown run early in the fourth quarter. Nevada scored again on Rowe's 7-yard scoring pass to Travis Branzell for a 42-32 lead with 3:18 remaining.

Kevin Smith, Conference USA's Freshman of the Year, scored on a 78-yard run, the second longest run from scrimmage in UCF history, to give the Knights a 14-0 lead in the first quarter. The run was the longest in school history by a freshman and in UCF's 10-year Football Bowl Subdivision history. The longest run from scrimmage in UCF history was Elgin Davis' 79-yard scoring run vs. Samford (Nov. 15, 1986).

The 78-yard touchdown run by Smith was the second-longest run by a true freshman in the NCAA during the year. It also marked the longest run in Sheraton Hawai'i Bowl history.

		Nevada	7	21	0	14	7	-	49
		UCF	17	3	12	10	6	-	48
1st	13:20	UCF	Marshall 51 pass from Moffett (Prater kick)						
	9:24	UCF	Smith 78 run (Prater kick)						
	8:33	NEV	Hubbard 4 run (Jaekle kick)						
	4:08	UCF	Prater 47 field goal						
2nd	11:32	NEV	Mitchell 1 run (Jaekle kick)						
	7:37	NEV	Mitchell 1 run (Jaekle kick)						
	5:01	NEV	Hubbard 24 run (Jaekle kick)						
	0:56	UCF	Prater 38 field goal						
3rd	8:19	UCF	Marshall 29 pass from Moffett (Moffett pass failed)						
	1:51	UCF	Smith 3 run (Moffett pass failed)						
4th	13:02	NEV	Hubbard 5 run (Jaekle kick)						
	3:18	NEV	Branzell 7 pass from Rowe (Jaekle kick)						
	1:32	UCF	Prater 46 field goal						
	0:55	UCF	Marshall 16 pass from Moffett (Prater kick)						
OT	15:00	NEV	Rowe 4 run (Jaekle kick)						
	15:00	UCF	Smith 19 run (Prater kick failed)						

	NEV	UCF
First Downs	30	30
Rushes-Yards	51-369	44-254
Passing Yards	254	301
Passes Comp.-Att.-Int.	32-22-1	36-19-1
Total Offense Plays-Yards	83-623	80-555
Fumble Returns-Yards	0-0	1-0
Punt Returns-Yards	1-2	0-0
Kickoff Returns-Yards	1-16	5-74
INT Returns-Yards	1-36	1-12
Punts (Number-Avg)	3-44.0	3-38.3
Fumbles-Lost	1-1	0-0
Penalties-Yards	10-92	6-30

RUSHING: Nevada-B.J. Mitchell 23-178; Robert Hubbard 15-126; Jeff Rowe 13-65. UCF-Kevin Smith 29-202; Jason Peters 9-44; Steven Moffett 6-8.

PASSING: Nevada-Jeff Rowe 22-32-1-254. UCF-Steven Moffett 19-36-1-301.

RECEIVING: Nevada-Caleb Spencer 11-114; N. Flowers 6-96; A. Pudewell 2-23; Kyle Sammons 1-8; Travis Branzell 1-7; Robert Hubbard 1-6. UCF-Brandon Marshall 11-210; Darcy Johnson 3-49; Jason Peters 2-14; Rocky Ross 1-14; Kenny Jackson 1-12; Kevin Smith 1-2.

INTERCEPTIONS: Nevada-DeAngelo Wilson 1-36. UCF-Jason Venson 1-12.

FUMBLES: Nevada-Robert Hubbard 1-1. UCF-None.

Stadium: Aloha **Attendance:** 26,254



Brandon Marshall was named UCF's MVP of the Sheraton Hawai'i Bowl after posting 11 receptions for 210 yards and three touchdowns vs. Nevada.



2007 AUTOZONE LIBERTY BOWL



UCF	3
MISSISSIPPI STATE	10

December 29, 2007 | Memphis, Tenn. | Liberty Bowl Memorial Stadium

MEMPHIS, Tenn. - UCF's memorable season came to a close in a 10-3 loss to Mississippi State in the AutoZone Liberty Bowl. Playing at the site of Paul "Bear" Bryant's final game, the Bulldogs used power running and a dominant defense to top the Knights.

Anthony Dixon powered in from the one for the winning touchdown with 1:54 to go and most valuable player Derek Pegues picked off two passes in a game featuring anemic offenses and 17 punts.

The Bulldogs (8-5) kept the Knights (10-4) out of the end zone and Kevin Smith from breaking the single-season rushing record. The junior finished with 119 yards, leaving him 61 shy of Barry Sanders' mark of 2,628 yards set for Oklahoma State in 1988.

"I was trying to find the holes, but they were playing faster than us," said Smith.

Dixon finished with 86 yards and became the seventh Bulldogs runner to go over 1,000 yards (1,066). But like the rest of the Bulldogs, he was ineffective much of the game.

The teams were tied 3-3 at halftime, mostly due to conservative play-calling.

Neither team converted a third down in the first half (0 for 16) as Mississippi State was held to 84 total yards and UCF to 79.

Kyle Israel had 12 yards passing and two interceptions by halftime and Mississippi State's Wes Carroll had 15 yards and an interception. UCF also didn't get much help from kicker Michael Torres, who gave the Knights a 3-0 lead in the second quarter with a 45-yard field goal, but missed from 32 and 37 in the second half.

"I think those missed field goals were big momentum breakers," UCF coach George O'Leary said. "Give Mississippi State credit. They fought hard and didn't turn the ball over. That usually means you're going to come up with a close win like that."

Mississippi State finished with 199 total yards and Blake McAdams tied the Liberty Bowl record with 11 punts. But the Bulldogs came up with just enough big plays after Keith Fitzhugh picked off Israel's pass at the Mississippi State 41 with 5:47 left.

Carroll, pulled the series before, returned and responded with two rushes for 17 yards and two completions for 15 yards. All went for first downs and spurred a 10-play, 59-yard drive that consumed 3:53 and finally led to a touchdown.

Derek Pegues, fittingly, made the final key defensive play, knocking down a fourth-down pass on UCF's final drive. The Bulldogs held the Knights to 219 yards and forced four turnovers.



UCF	0	3	0	0	-	3
Mississippi St.	0	3	0	7	-	10
2nd 11:49	UCF	Torres 45 field goal				
6:02	MSU	Carlson 22 field goal				
4th 1:54	MSU	Dixon 1 run (Carlson kick)				

	UCF	MSU
First Downs	13	10
Rushes-Yards	47-131	41-160
Passing Yards	88	39
Passes Comp.-Att.-Int.	24-10-3	20-8-1
Total Offense Plays-Yards	71-219	61-199
Fumble Returns-Yards	0-0	0-0
Punt Returns-Yards	6-54	2-5
Kickoff Returns-Yards	1-6	2-29
INT Returns-Yards	1--3	3-45
Punts (Number-Avg)	6-42.8	11-34.9
Fumbles-Lost	2-1	0-0
Penalties-Yards	3-25	5-45

RUSHING: UCF-Kevin Smith 35-119; Kyle Israel 11-13; Curtis Francis 1-(-1). Mississippi State-Anthony Dixon 24-86; Tony Burks 2-25; Wesley Carroll 6-21; Christian Ducre 6-20; Jamayel Smith 1-5; Brandon Hart 1-4; TEAM 1-(-1).

PASSING: UCF-Kyle Israel 10-24-3-88. Mississippi State-Wesley Carroll 8-18-1-39; Michael Henig 0-2-0-0.

RECEIVING: UCF-Kevin Smith 3-12; Rocky Ross 2-27; Corey Rabazinski 2-26; Brian Watters 2-13; Kamar Aiken 1-10. Mississippi State-Christian Ducre 3-10; Jamayel Smith 2-7; Anthony Dixon 1-10; Brandon Hart 1-8; Tony Burks 1-4.

INTERCEPTIONS: UCF-Johnell Neal 1-(-3). Mississippi State-Derek Pegues 2-45; Keith Fitzhugh 1-0.

FUMBLES: UCF-Joe Burnett 1-0; Kevin Smith 1-1. Mississippi State-None.

Stadium: Liberty Bowl **Attendance:** 63,816



Johnell Neal prepares to pull down an interception off a Wesley Carroll pass in the first quarter against the Bulldogs.



2009 ST. PETERSBURG BOWL

UCF	24
RUTGERS	45

December 19, 2009 | St. Petersburg, Fla. | Tropicana Field

ST. PETERSBURG, Fla. - The St. Petersburg Bowl presented what seemed to be a perfect storm for UCF on Saturday night with 20,000 of its fans packed inside Tropicana Field and a hot football team positioned for the first bowl victory in school history.

But an avalanche of errors combined with speedy, physical opponent in Rutgers ruined what could have been a dreamy, feel-good night for UCF's program and its hopeful fanbase.

Down four points late in the second quarter, UCF allowed an interception return to sap its momentum and the Knights could never mount much of a comeback in a disappointing 45-24 loss to Rutgers in the second St. Petersburg Bowl presented by Beef 'O' Brady's.

"As I told the players, I'm embarrassed for the football team that we didn't go out and do a better job for the fanbase and for the football program," UCF coach George O'Leary said.

"I thought we beat ourselves a lot in a lot of situations out there," a frustrated O'Leary continued. "Right now, Rutgers defense was just a lot better than our offense and that was the difference in the game."

UCF (8-5) had hoped that the momentum of a strong finish to the regular season, one in which it won the final six conference games and knocked off Marshall, Houston and UAB down the stretch, would carry over to the bowl game. But problems on both sides of the ball sabotaged the Knights' chances of pulling off the upset in this game.


Playing before roughly 20,000 Knights fans among the Tropicana Field crowd of 29,763, UCF netted just 35 yards on the ground, 33 of them coming in the fourth quarter when the outcome of the game was already decided. And in the passing game, two Brett Hodges' interceptions led to 14 points for Rutgers, bowl winners for a fourth consecutive season. And UCF's defense yielded 380 yards and eight third-down conversions.

"The offense put up 14 points and a field goal early and defensively we played our butts off. We didn't want to go out like this, and this is so disappointing," senior defensive tackle Travis Timmons said. "It's just such a big letdown. We're 0-14 now against Big East teams and 0-3 in bowl games. Torrell (Troup), along the defensive line wanted to change all things didn't go the way we wanted them

Rutgers (9-4) played like an experienced team using big plays on offense and an attacking defense to frustrate the Knights. Rutgers got six sacks and two interceptions defensively and freshman quarterback Tom Savage threw for 294 yards and

Bruce (Miller) and myself of that, but unfortunately to."

in its fifth consecutive bowl, attacking defense to frustrate sacks and two interceptions quarterback Tom Savage two TDs.



Wide receiver Kamar Aiken celebrates one of his two touchdown receptions from quarterback Brett Hodges.



UCF	7	10	0	7	-	24
Rutgers	14	14	10	7	-	45
1st	8:37	RUT	Sanu 5 run (San Te kick)			
	4:31	UCF	Aiken 7 pass from Hodges (Cattoi kick)			
	3:54	RUT	Brown 65 pass from Savage (San Te kick)			
2nd	14:56	UCF	Cattoi 25 field goal			
	5:50	RUT	Sanu 1 run (San Te kick)			
	2:32	UCF	Aiken 34 pass from Hodges (Cattoi kick)			
	1:38	RUT	Anderson 19 interception return (San Te kick)			
3rd	12:37	RUT	Sanu 11 pass from Savage (San Te kick)			
	8:09	RUT	San Te 43 field goal			
4th	2:23	UCF	Davis 2 run (Cattoi kick)			
	2:18	RUT	Munoz 35 kickoff return (San Te kick)			

	UCF	RUT
First Downs	14	15
Rushes-Yds	30-35	32-86
Passing Yds	220	294
Passes Comp.-Att.-Int.	18-35-2	14-28-1
Total Offense Plays-Yds	83-623	80-555
Fumble Returns-Yards	0-0	1-0
Punt Returns-Yards	1-2	0-0
Kickoff Returns-Yards	1-16	5-74
INT Returns-Yards	1-36	1-12
Punts (Number-Avg)	3-44.0	3-38.3
Fumbles-Lost	1-1	0-0
Penalties-Yards	10-92	6-30

RUSHING: UCF-Brynn Harvey 13-32; Rob Calabrese 4-26; Brendan Kelly 1-4; Jonathan Davis 7-1; Brett Hodges 5-minus 28. RUTGERS-Joe Martinek 14-44; Mohamed Sanu 13-41; Jourdan Brooks 1-4; TEAM 1-minus 1; Tom Savage 3-minus 2.

PASSING: UCF-Brett Hodges 13-28-2-175; Rob Calabrese 5-7-0-45. RUTGERS-Tom Savage 14-27-1-294; Mohamed Sanu 0-1-0-0.

RECEIVING: UCF-Kamar Aiken 4-65; Rocky Ross 4-49; Jonathan Davis 3-29; A.J. Guyton 2-13; Quincy McDuffie 1-22; Adam Nissley 1-18; Ricky Kay 1-12; Brynn Harvey 1-7; Jamar Newsome 1-5. RUTGERS-Tim Brown 4-99; Mohamed Sanu 4-97; Joe Martinek 3-66; Mark Harrison 2-15; Shamar Graves 1-17.

INTERCEPTIONS: UCF-Kemal Ishmael 1-0. RUTGERS-Damaso Munoz 1-26; Billy Anderson 1-19.

FUMBLES: UCF-None. RUTGERS-Mohamed Sanu 2-1.

Stadium: Tropicana Field **Attendance:** 29,763



2010 AUTOZONE LIBERTY BOWL



GEORGIA	6
UCF	10

December 31, 2010 | Memphis, Tenn. | Liberty Bowl Memorial Stadium

MEMPHIS, Tenn. - A UCF football program clearly on the rise as a powerhouse to be reckoned with nationally registered a landmark victory in the AutoZone Liberty Bowl, beating Southeastern Conference power Georgia while registering the school's first-ever bowl victory.

When UCF sophomore safety Kemal Ishmael batted down a Hail Mary pass that seemed to hang in the air forever, it preserved No. 24 UCF's 10-6 defeat of Georgia and set off a wild celebration among the 8,000 Knights' fans who roared with noise inside the Liberty Bowl.

Doing something for a first time is never easy, and this first-ever bowl victory for UCF went down to the final seconds. Georgia quarterback Aaron Murray heaved a pass into the end zone for 6-foot-4 superstar wide out A.J. Green, but Ishmael was there to make the game-saving play that is sure to live in the history of the program for years to come.

Sophomore tailback Latavius Murray, the game's Outstanding Offensive Player and the MVP, scored on a 10-yard run with 9:01 to play to put the Knights ahead 10-6. And a defense that was dominant a couple of weeks ago in the Conference USA title game made it stand up. They held a Georgia offense that came in averaging 34.3 points a game to just two field goals and no touchdowns.

Freshman quarterback Jeff Godfrey capped a stellar first season on campus, helping the program win a C-USA title and the school's first bowl game. Let the comparisons to UCF legend Daunte Culpepper begin after he joined the school's lore. He completed 16 of 29 passes for 117 yards.

Georgia drove 61 yards on the first drive of the second half, but again had to settle for a Blair Walsh 42-yard field goal when the Knights got crucial pass break-ups from Ishmael and senior cornerback Justin Boddie. That 6-3 Georgia lead would be its final advantage of the game because they couldn't score against UCF's gritty defense.

UCF appeared to have scored first for the 13th time in 14 games when Quincy McDuffie took the opening kickoff back 98 yards. McDuffie, one of only nine players in the nation to return two kicks for touchdowns, hit a seam and sprinted for an apparent touchdown. However, the return was negated by a holding penalty on UCF special teams ace Ronnie Weaver.


Georgia's first drive started at the 2-yard line following a 56-yard boot by UCF senior punter Blake Clingan, but the Bulldogs proceeded to march 95 yards in the next 15 plays. But the Knights stiffened up near the goal line, forcing Georgia to settle for a field goal that put the 'Dogs up 3-0, and the Knights tied the game up 3-3 just before the half.



Georgia	3	0	3	0	-	6
UCF	0	3	0	7	-	10
1st	2:02	UGA	Walsh 20 field goal			
2nd	0:33	UCF	Cattoi 22 field goal			
3rd	9:23	UGA	Walsh 41 field goal			
4th	9:01	UCF	Murray 10 run (Cattoi kick)			

	UGA	UCF
First Downs	19	16
Rushes-Yds	32-82	30-124
Passing Yds	198	117
Passes Comp.-Att.-Int.	21-38-2	16-30-2
Total Offense Plays-Yds	70-280	60-241
Fumble Returns-Yards	0-0	0-0
Punt Returns-Yards	1-18	3-10
Kickoff Returns-Yards	3-38	2-35
INT Returns-Yards	2-9	2-35
Punts (Number-Avg)	5-42.6	6-41.7
Fumbles-Lost	1-0	0-0
Penalties-Yards	5-35	3-30

RUSHING: Georgia-Washaun Ealey 16-60; Carlton Thomas 4-18; Aaron Murray 12-4.
 UCF-Latavius Murray 18-104; Jeff Godfrey 10-20; Jamar Newsome 1-0; Ronnie Weaver 1-0.
PASSING: Georgia-Aaron Murray 21-38-2-198. UCF-Jeff Godfrey 16-29-2-117; TEAM 0-1-0-0.
RECEIVING: Georgia-A.J. Green 8-77; Tavarres King 4-33; Kris Durham 3-47; Orson Charles 2-19; Marlon Brown 1-8; Bruce Figgins 1-8; F. Munzenmaier 1-6; Carlton Thomas 1-0.
 UCF-Brian Watters 6-57; Jamar Newsome 3-19; Kamar Aiken 3-15; Adam Nissley 2-7; Khymest Williams 1-13; Quincy McDuffie 1-6.
INTERCEPTIONS: Georgia-Brandon Boykin 1-16; Branden Smith 1-minus 7. UCF-Reggie Weams 1-22; Josh Linam 1-13.
FUMBLES: Georgia-Aaron Murray 1-0. UCF-None.
Stadium: Liberty Bowl **Attendance:** 51,231



AutoZone Liberty Bowl MVP Latavius Murray celebrates after scoring the game's only touchdown in the fourth quarter.



2012 BEEF 'O' BRADY'S BOWL

BALL STATE 17
UCF 38

December 21, 2012 | St. Petersburg, Fla. | Tropicana Field

ST. PETERSBURG, Fla. - The slogan of UCF for 2012 was "Finish." And the Knights did just that with an exclamation point in the 2012 Beef 'O' Brady's Bowl. UCF earned its second bowl victory in program history with a 38-17 win over Ball State.

Led by the all-time winningest senior class in school history, UCF clinched its 10th victory of the season behind an impressive effort by the duo of senior running back Latavius Murray and sophomore signal-caller Blake Bortles. Bortles capped his first full season in style, earning MVP honors while finishing 22-of-33 for 271 yards and three passing touchdowns. He also led the team with a career-high 80 yards on the ground and another score.

Murray was just as impressive, cashing in for three touchdowns (all in the first half) and 104 total yards, with 71 on the ground and 33 through the air on a team-high six catches.

The defense also did its part in the drubbing of the Cardinals. Conference USA Defensive Player of the Year Kemal Ishmael finished his career with 367 tackles after recording seven in the contest. He also forced his sixth career fumble and two pass break-ups. Fellow senior defensive end Troy Davis also went out in style with 1.5 sacks to crack the UCF top 10 with 18-career QB take downs.

After winning the toss and receiving the ball to start the game, UCF matriculated down the field, mixing the run and pass well on a 13-play, 78-yard drive that was capped off by a Bortles-to-Murray touchdown connection. The drive ate 7:33 off the clock and was aided by the sophomore QB's ability to evade the pass rush, while also connecting with rookie Breshad Perriman three times for 21 yards and a pair of first downs.

With the defense forcing a quick three-and-out, UCF's offense continued its impressive start with a seven-play 58-yard drive that saw Murray reach pay-dirt on a short 2-yard burst. The Knights closed out the first quarter outgaining the Cardinals, 160-15.

Ball State would settle in, however, with an 82-yard drive for seven points that saw Keith Wenning hit Willie Snead from seven-yards out to make it a 13-7 contest in the second quarter.

UCF responded with Bortles completely taking over on the ensuing drive. The Oviedo native became a dual threat on the drive, rushing three times for 32 yards, including a 6-yard scramble up the middle that saw him bulldoze a pair of Cardinal defenders on his way to the end zone. He capped the scoring drive with UCF's first two-point conversion since Sept. 5, 2009, hitting senior H-back Dontravius Floyd in the back of the end zone.


Ball State drove right back into UCF territory, reaching the Knights' 10-yard line prior to freshman DL Thomas Niles sacking Wenning for an 11-yard loss. The third-down tackle for loss resulted in a much longer field-goal attempt, which sailed well left of the uprights.

Starting on its own 32-yard line with just 55 seconds left in the half, Bortles hit junior Jeff Godfrey and Murray for 12 and 10 yards before launching a 45-yard beauty to a streaking Perriman, who finished with a career-best 90 yards on five catches, on the far side line. The career-long reception led to Bortles hitting Murray for the second time in the half, this time from five yards out with just five ticks left on the first-half clock.

After a 45-yard field goal by Schott to make it 28-10 with 7:54 left in the third quarter, the Cardinals attempted an onside kick that redshirt sophomore running back Cedric Thompson grabbed out of the air safely to set up the Knights at the BSU 49-yard line.

Bortles continued to shred the Ball State defense with the prime field position. He racked up 41 of the next 49 yards through the air, tying his career record and a Beef 'O' Brady's Bowl mark with touchdown pass No. 3 from seven yards out to fellow sophomore J.J. Worton.

Sophomore Shawn Moffitt would cap the Knights' scoring on the year with a 25-yard field goal to make it 38-10. The Cardinals tacked on a late touchdown to account for the final tally of 38-17. On the season, UCF finished with 496 total points, second all-time in program history.



Ball State	0	7	3	7	-	17
UCF	13	15	7	3	-	38

1st	7:27	UCF	Murray 7 pass from Bortles (Moffitt kick)
	3:59	UCF	Murray 2 run (Moffitt kick blocked)
2nd	10:41	BSU	Snead 7 pass from Wenning (Schott kick)
	5:50	UCF	Bortles 6 run (Floyd pass from Bortles)
	0:05	UCF	Murray 5 pass from Bortles (Moffitt kick)
3rd	7:54	BSU	Schott 45 field goal
	4:23	UCF	Worton 7 pass from Bortles (Moffitt kick)
4th	10:12	UCF	Moffitt 25 field goal
	5:26	BSU	Snead 16 pass from Wenning (Schott kick)

	BSU	UCF
First Downs	23	33
Rushes-Yds	24-71	42-222
Passing Yds	217	272
Passes Comp.-Att.-Int.	22-35-0	22-33-0
Total Offense Plays-Yds	59-288	75-494
Fumble Returns-Yards	0-0	0-0
Punt Returns-Yards	0-0	1-2
Kickoff Returns-Yards	4-81	2-3
INT Returns-Yards	0-0	0-0
Punts (Number-Avg)	3-34.3	1-32.0
Fumbles-Lost	1-1	0-0
Penalties-Yards	6-53	8-71

RUSHING: BSU-Jahwan Edwards 14-89; Horacio Banks 5-1; Keith Wenning 5-minus 19. UCF-Blake Bortles 9-80; Latavius Murray 21-71; Storm Johnson 6-50; Quincy McDuffie 2-8; Brynn Harvey 3-7; Jeff Godfrey 1-6.


PASSING: BSU-Keith Wenning 22-34-0-217; Kelly Page 0-1-0-0. UCF-Blake Bortles 22-33-0-272.

RECEIVING: BSU-Willie Snead 7-78; Zane Fakes 6-57; KeVonn Mabon 3-30; Connor Ryan 2-26; Horacio Banks 1-15; Dylan Curry 1-13; Jahwan Edwards 1-0; Kitt O'Brien 1-minus 2. UCF-Latavius Murray 6-33; Breshad Perriman 5-90; Rannell Hall 4-74; J.J. Worton 3-32; Jeff Godfrey 3-29; Justin Tukes 1-14.

INTERCEPTIONS: BSU-None. UCF-None.

FUMBLES: BSU-Jahwan Edwards 1-1. UCF-None.

Stadium: Tropicana Field **Attendance:** 21,759



Only a sophomore, Blake Bortles had no trouble with the Ball State defense, going 22-for-33 for 272 yards and three touchdowns. The Beef 'O' Brady's Bowl MVP also rushed for 80 yards and a touchdown.



2014 TOSTITOS FIESTA BOWL



UCF 52
BAYLOR..... 42

January 1, 2014 | Glendale, Ariz. | University of Phoenix Stadium

GLENDAL, Ariz. - The most memorable season in UCF football history ended with the most memorable win in program history. In thrilling fashion, the Knights took a 52-42 triumph over No. 6 Baylor in the 2014 Tostitos Fiesta Bowl.

The No. 15 Knights (12-1) won their third-consecutive bowl game and set a school record with their 12th victory of the season. UCF came into the season with just one victory over a ranked opponent and ended the historic effort with their second over a ranked squad in 2013 alone. To make the accomplishment even more impressive, both wins over ranked teams came against Top 10 opponents.

Junior quarterback Blake Bortles was named the Tostitos Fiesta Bowl Offensive Player of the Game after racking up 301 passing yards and three touchdowns to go along with a career-high 93 yards rushing and a touchdown.

UCF's offense matched Baylor's high-powered attack every step of the way. The Bears came into the contest leading the NCAA in scoring offense and total offense, but it was the Knights who racked up 52 points and 558 total yards for the victory. The points and yardage were the largest totals ever by UCF in a bowl game and against a ranked opponent.

Much was said before the game about how the Knights' defense would stack up against Baylor's up-tempo offense. UCF, however, came into the game with the 13th-ranked scoring defense in the nation. The Knights forced seven Baylor punts and two turnovers, while holding the Bears 11 points and 75 yards beneath their season averages.

The Knights began to put the wild back-and-forth affair on ice when Storm Johnson ripped off a 40-yard touchdown run to give UCF a 49-35 advantage with 10:26 remaining. Johnson set a new career high with 124 rushing yards and matched his season-high mark with three rushing touchdowns. The Knights accounted for the winning total with a 36-yard field goal from Shawn Moffitt with less than five minutes remaining.

UCF got off to a roaring start. After receiving the opening kickoff, the Knights churned out 76 yards in six rush attempts, capped off by an 11-yard touchdown burst by Johnson. This marked the first touchdown drive of the season for the Knights that came without a single pass attempt.

After forcing a three-and-out, the Black and Gold again marched down the field, primarily on the strength of its rushing attack. After Bortles found Breshad Perriman streaking down the left sideline for a 34-yard gain, UCF returned to its ground control attack with four consecutive running plays. Johnson's 2-yard touchdown plunge gave the Knights a 14-0 advantage just eight minutes into the contest.

Junior Rannell Hall proved once again that his nickname, "Speedy" is appropriate as he took two short, second-quarter passes to the house. Both catches were made near the line of scrimmage and featured Hall out-running the Baylor secondary, with help from some terrific blocking from fellow wideouts Josh Reese, J.J. Worton and Taylor Oldham.

While Bortles brought home Offensive Player of the Game honors, Terrance Plummer was named Defensive Player of the Game. The junior linebacker racked up a game-high 14 tackles, including half a sack. Sean Maag (12 tackles) and Clayton Geathers (10 tackles) both recorded double-digit stops as well.



UCF	14	14	7	17	-	52
Baylor	7	13	8	14	-	42
1st	11:24	UCF	Johnson 11 run (Moffitt kick)			
	7:46	UCF	Johnson 2 run (Moffitt kick)			
	3:49	BAY	Petty 1 run (Jones kick)			
2nd	8:01	BAY	Norwood 30 pass from Petty (Trahan pass failed)			
	5:05	UCF	Hall 50 pass from Bortles (Moffitt kick)			
	2:55	BAY	Petty 13 run (Jones kick)			
	0:44	UCF	Hall 34 pass from Bortles (Moffitt kick)			
3rd	10:18	BAY	Petty 1 run (Petty rush)			
	5:38	UCF	Perriman 10 pass from Bortles (Moffitt kick)			
4th	13:37	UCF	Bortles 15 run (Moffitt kick)			
	12:16	BAY	Martin 9 run (Jones kick)			
	10:26	UCF	Johnson 40 run (Moffitt kick)			
	4:44	UCF	Moffitt 36 field goal			
	1:15	BAY	Fuller 9 pass from Petty (Jones kick)			

	UCF	BAY
First Downs	29	27
Rushes-Yds	44-255	38-194
Passing Yds	301	356
Passes Comp.-Att.-Int.	20-31-2	30-47-1
Total Offense Plays-Yds	75-556	85-550
Fumble Returns-Yards	0-0	0-0
Punt Returns-Yards	1-9	1-(-1)
Kickoff Returns-Yards	4-73	9-208
INT Returns-Yards	1-0	2-(-2)
Punts (Number-Avg)	4-41.0	7-43.6
Fumbles-Lost	2-1	1-0
Penalties-Yards	4-40	17-135

RUSHING: UCF-Storm Johnson 20-124; Blake Bortles 8-93; William Stanback 13-33; Jeff Godfrey 1-7; Team 2-(-2). BAY-Lache Seastrunk 17-117; Antwan Goodley 1-22; Glasco Martin 6-19; Shock Linwood 3-19; Bryce Petty 11-17.

PASSING: UCF-Blake Bortles 20-31-2-301. BAY-Bryce Petty 30-47-1-356.

RECEIVING: UCF-Jeff Godfrey 5-60; J.J. Worton 5-56; Rannell Hall 4-113; Breshad Perriman 3-48; William Stanback 2-25; Storm Johnson 1-(-1). BAY-Corey Coleman 7-88; Jay Lee 5-80; Tevin Reese 5-43; Levi Norwood 4-63; Antwan Goodley 4-20; Clay Fuller 3-52; Jordan Najvar 1-7; Shock Linwood 1-3.

INTERCEPTIONS: UCF-Brandon Alexander 1-0. BAY-Eddie Lackey 1-0; Demetri Goodson 1-(-2).

FUMBLES: UCF-William Stanback 1-0; Storm Johnson 1-1. BAY-Bryce Petty 1-0.

Stadium: University of Phoenix Stadium

Attendance: 65,172





2014 BITCOIN ST. PETERSBURG BOWL

NC STATE	34
UCF	27

December 26, 2014 | St. Petersburg, Fla. | Tropicana Field

ST. PETERSBURG, Fla. - The UCF Knights fell just short of another stirring comeback at Tropicana Field in the Bitcoin St. Petersburg Bowl. UCF trailed North Carolina State 34-13 in the fourth quarter, and mounted a rally before falling, 34-27.

A Niklas Sade field goal put the Wolfpack on top by 21 points with 12:37 remaining in the contest. But senior captain Josh Reese, who scored all three of the UCF (9-4) touchdowns, hauled in a 14-yard strike from quarterback Justin Holman less than three minutes later, bringing a huge, partisan UCF crowd back into the game.

When the UCF defense got a three-and-out, the Knights' faithful really began believing. However, a Holman interception slowed the Knights' momentum mid-way through the fourth quarter.

NC State (8-5) had two empty possessions, punting and missing a field goal, but a great deal of time ran off the clock.

The Knights started moving the ball again when they took over with 2:56 remaining. Just 1:12 later, Reese found the end zone a third time on a 2-yard pass from Holman. That score pulled UCF within seven points, 34-27.

With 1:44 remaining and no timeouts, the Knights needed to recover an onside kick to have a chance. NC State secured the kick and was able to run out the clock.

Meanwhile, thousands of Knight fans chanted "UCF! UCF! UCF!" and saluted their team as they left the field. An estimated 20,000-plus UCF fans made the short trip and were a part of a near-sellout of 26,675.

The Knights opened the scoring on the first possession of the game. A 40-yard Shawn Moffitt field goal put the Knights on top 3-0. But NC State answered on its first possession with an 18-yard half-back pass to Jaylen Samuels to go on top 7-3. The Knights regained the lead 10-7 early in the second quarter. Holman rifled a pass to Reese at the goal line from six yards out.

But it was all Wolfpack for the next two-plus quarters, as NC State outscored the Knights 27-3 to go on top by 21 points. Wolfpack quarterback Jacoby Brissett found a wide open Johnathan Alston for a 37-yard score to make it 14-10. An NC State field goal with 3:16 remaining in the first half pushed the score to 17-10 at halftime. Matt Dayes ran up the middle for a 19-yard score on the opening drive of the second half, putting the Wolfpack on top 24-10. The Knights got three points back after Wolfpack turnover, with Moffitt hitting from 36 yards out to make it 24-13. NC State answered with another Dayes score, as he went untouched up the middle late in the third, making it 31-13.

For the game, the Wolfpack out-gained the Knights 487-373. Brissett was named the game's MVP after passing for 262 yards and rushing for 31 more. Holman threw for 291 yards on 23-of-53 with three scores to pace the UCF offense. Breshad Perriman had nine receptions for 138 yards. Defensively, UCF was led by senior captain Clayton Geathers, who racked up 14 tackles.



NC State	7	10	14	3	-	34
UCF	3	7	3	14	-	27

1st	10:06	UCF	Moffitt 40 field goal
	6:11	NCSU	Samuels 18 pass from Thornton (Sade kick)
2nd	12:34	UCF	Reese 6 pass from Holman (Moffitt kick)
	9:05	NCSU	Alston 37 pass from Brissett (Sade kick)
	3:16	NCSU	Sade 19 field goal
3rd	11:55	NCSU	Dayes 24 run (Sade kick)
	5:45	UCF	Moffitt 36 field goal
	3:05	NCSU	Dayes 15 run (Sade kick)
4th	12:37	NCSU	Sade 45 field goal
	11:01	UCF	Reese 14 pass from Holman (Moffitt kick)
	1:44	UCF	Reese 2 pass from Holman (Moffitt kick)

	NCSU	UCF
First Downs	26	21
Rushes-Yds	49-187	28-82
Passing Yds	300	291
Passes Comp.-Att.-Int.	17-28-0	23-53-1
Total Offense Plays-Yds	77-487	81-373
Fumble Returns-Yards	0-0	0-0
Punt Returns-Yards	0-0	1-(-2)
Kickoff Returns-Yards	1-22	1-27
INT Returns-Yards	1-36	0-0
Punts (Number-Avg)	4-46.5	6-42.8
Fumbles-Lost	2-1	0-0
Penalties-Yards	6-34	3-30

RUSHING: NCSU-Shadrach Thornton 17-96; Matt Dayes 13-78; Jacoby Brissett 14-31; Jaylen Samuels 1-0; Team 3-(-4); Bryan Underwood 1-(-14). UCF-William Stanback 12-38; Justin Holman 9-27; Dontravious Wilson 3-9; Josh Reese 1-6; Rannell Hall 3-2.

PASSING: NCSU-Jacoby Brissett 15-26-0-262; Shadrach Thornton 1-1-0-18; Bo Hines 1-1-0-20. UCF-Justin Holman 23-53-1-291.

RECEIVING: NCSU-Bo Hines 3-79; Jonathan Alston 3-58; Jaylen Samuels 3-41; Bra'Lon Cherry 2-35; David Grinnage 2-27; Jacoby Brissett 1-20; Matt Dayes 1-18; Marquez Valdes-Scantling 1-13; Tyler Purvis 1-9. UCF-Breshad Perriman 9-138; Rannell Hall 7-78; Josh Reese 6-75; Justin Tukes 1-0.

INTERCEPTIONS: NCSU-Josh Jones 1-36. UCF-None.

FUMBLES: NCSU-Jacoby Brissett 2-1. UCF-None.

Stadium: Tropicana Field **Attendance:** 26,675



Closing out his senior year with a career-high three touchdown receptions, Josh Reese was selected as UCF's team MVP after the game.



2016 AUTONATION CURE BOWL

ARKANSAS STATE	31
UCF	13

December 17, 2016 | Orlando, Fla. | Camping World Stadium

ORLANDO – The UCF football team couldn’t overcome a number of miscues in Saturday night’s Cure Bowl, falling to Arkansas State 31-13.

Despite the outcome, UCF head coach Scott Frost expressed the amount of pride he has in what the Knights accomplished this season. He had a message of gratitude for the seniors, who played their final game in the Black & Gold.

“What this team has accomplished, I’m proud of them, happy for them. I’m hungry to accomplish more,” Frost said. “I had a simple message for our team. I thanked the seniors. Everything we say about our seniors we mean from the bottom of our heart. These guys could have gone a lot of different directions. They didn’t have to sacrifice and put in the effort and be leaders for our team and totally take a new direction in a new way of doing things that our coaching staff was asking them to do. They all did; they all led us. I’m proud to be their coach.”

The Red Wolves scored 14 points off turnovers and added a touchdown on a blocked punt, which opened the scoring. Those 17 points were a huge difference in a contest where the two defenses were dominant. Arkansas State rushed for just 29 yards, while the Knights only managed 12. UCF passed for 211 yards, while the Red Wolves threw it for 205. Neither squad managed more than 234 yards. Combined, the two teams were 6-for-35 on third down.

“I think when either team’s defense is on the field it was the superior unit on the field and we kind of knew that going in,” Frost said.

A nightmare first quarter for UCF left Arkansas State with a 17-0 lead after 15 minutes of play. A blocked punt was recovered in the end zone for the Red Wolves. A long Arkansas State pass play led to a field goal to make it 10-0. On the ensuing kickoff, a fumble set the Red Wolves up with a short field that was converted into a touchdown to account for the 17 points.

The Knights found some offense in the second quarter. Tre’Quan Smith made another of his patented circus catches. The 34-yard completion set up an 11-yard scoring strike from McKenzie Milton to a wide-open Taylor Oldham. Following an Arkansas State fumble, Matthew Wright converted a 45-yard field goal to pull the Knights within seven, 17-10 at the intermission.

But a 75-yard touchdown pass less than a minute into the third quarter swung the momentum back to Arkansas State. Wright’s second field goal of the game late in the third quarter got the Knights back within 11, 24-13. The Red Wolves took over deep in UCF territory late in the third quarter on a fumbled UCF punt and turned it into a touchdown on the first play of the fourth quarter, accounting for the final tally.



Arkansas State	17	0	7	7	-	31
UCF	0	10	3	0	-	13

1st	10:59	ASU	Edmonds 0 punt return (Williams kick)
	4:24	ASU	Williams 22 field goal
	2:48	ASU	Sanders 12 pass from Hansen (Williams kick)
2nd	9:31	UCF	Oldham 11 pass from Milton (Wright kick)
	1:04	UCF	Wright 45 Wright field goal
3rd	14:09	ASU	Sanders 75 pass from Hansen (Williams kick)
	4:52	UCF	Wright 34 field goal
4th	14:54	ASU	Sanders 17 pass from Hansen (Williams kick)

	ASU	UCF
First Downs	8	17
Rushes-Yds	38-29	30-12
Passing Yds	205	211
Passes Comp.-Att.-Int.	12-26-0	26-48-0
Total Offense Plays-Yds	64-234	78-223
Fumble Returns-Yards	0-0	0-0
Punt Returns-Yards	6-61	5-(-1)
Kickoff Returns-Yards	2-40	5-83
INT Returns-Yards	0-0	0-0
Punts (Number-Avg)	12-46.4	11-44.0
Fumbles-Lost	3-1	3-3
Penalties-Yards	15-140	11-82

RUSHING: Arkansas State-Rollins-Davis 5-32; White, Johnston 7-15; Wand, Warren 15-12; Voytik, Chad 5-(-3); Hansen, Justice 5-minus 13; Echols-Luper, C 1-(-14). UCF-Hamilton, Jawon 10-14; Milton, M. 9-5; Holman, Justin 5-3; Willett, M. 1-0; Payton, Tristan 1-(-2); Killins, Adrian 4-(-8).

PASSING: Arkansas State-Hansen, Justice 12-26-0-205. UCF-Milton, M. 22-39-0-175; Holman, Justin 4-9-0-36.

RECEIVING: Arkansas State-Sanders, K. 5-127; Booker, C. 2-11; Murray, Chris 2-(-4); Mack, Blake 1-67; McInnis, Justin 1-3; Wand, Warren 1-1. UCF-Oldham, Taylor 5-56; Hamilton, Jawon 4-17; Smith, Tre’Quan 3-45; Franks, Jordan 3-32; Bargnare, J. 3-11; Stewart, Cam 2-16; Killins, Adrian 2-4; Payton, Tristan 1-16; Jones, Hayden 1-7; Akins, Jordan 1-5; Taj McGowan 1-2.

INTERCEPTIONS: Arkansas State-None. UCF-None.

FUMBLES: Arkansas State-Murray, Chris 1-1; Echols-Luper, C 1-0; Voytik, Chad 1-0. UCF-Holman, Justin 1-1; Johnson, Chris 1-1; Jones, Hayden 1-1.

Stadium: Camping World

Attendance: 27,213



Shaquem Griffin closed out his American Athletic Conference Defensive Player of the Year season with a trip to the 2016 AutoNation Cure Bowl.



2018 CHICK-FIL-A PEACH BOWL

UCF	34
AUBURN	27

January 1, 2018 | Atlanta, Ga. | Mercedes-Benz Stadium



ATLANTA, Ga. (UCFKnights.com) – Behind 21 unanswered points in the second half, the UCF football team capped a perfect 13-0 season with a 34-27 win over No. 7 Auburn in the 2018 Chick-fil-A Peach Bowl on New Year’s Day.

Down seven late in the third quarter, the No. 12 Knights stormed back into the game. Quarterback McKenzie Milton hit Otis Anderson on a screen pass that the freshman took to the end zone to tie the game with 1:30 to play in the third. Following a Tigers punt, the Knights offense drove back into Auburn territory. Milton danced around a few would-be tacklers, stepped up in the pocket and found a cutting Dredrick Snelson from eight yards out to give the Knights a 27-20 lead.

Auburn took over at their own 20-yard line with 6:58 left to play and a chance to even the score. Tigers quarterback Jarrett Stidham threw a pass that was intended for a cutting receiver for a short gain, but senior Chequan Burkett stepped in front to intercept the pass. The native of Montgomery, Ala., had no one in front of him and sprinted 45 yards to the end zone for the game-winning score.

Burkett, along with Shaquem Griffin and the UCF defense, gave the Tigers all they could handle. UCF racked up a season-high six sacks and 11 tackles for loss. UCF recorded a pair of takeaways. In addition to Burkett’s pick-six, A.J. Wooten set up the Knights’ first touchdown in the second quarter. The redshirt junior jarred the ball loose from Stidham, and it bounced into the hands of Tre Neal, which later led to an 18-yard scoring run for Milton.

MCKENZIE FRENZY

- Milton was 16-of-35 for 242 and a pair of passing touchdowns and added a score on the ground, earning Chick-fil-A Peach Bowl Offensive MVP honors.
- After slow start in the first half, Milton was nearly unstoppable in the second half. He completed 13 of 18 passes for 212 yards.
- The sophomore led the team in rushing with a career-high 116 yards for 8.9 yards per carry. Milton now holds the UCF record for single-season rushing yards by a quarterback. The previous record was 566, set by Jeff Godfrey in 2010. Milton finished the season with 613.

UCF	0	13	7	14	-	34
Auburn	3	3	14	7	-	27

1st	07:01	AU	Carlson 25 yd field goal
2nd	11:11	UCF	Wright 33 yd field goal
	08:51	UCF	Milton 18 yd run (Wright kick)
	00:45	AU	Carlson 46 yd field goal
	00:00	UCF	Wright 45 yd field goal
3rd	14:05	AU	Hastings 26 yd pass from Stidham (Carlson kick)
	07:55	AU	Johnson 4 yd run (Carlson kick)
	01:30	UCF	Anderson 12 yd pass from Milton (Wright kick)
4th	11:36	UCF	Snelson 8 yd pass from Milton (Wright kick)
	05:56	UCF	Burket 45 yd interception return (Wright kick)
	04:12	AU	Stove 7 yd run (Carlson kick)

	UCF	AU
First Downs	20	28
Rushes-Yds	36-169	44-90
Passing Yds	242	331
Passes Comp.-Att.-Int.	16-35-0	28-43-2
Total Offense Plays-Yds	71-411	87-421
Fumble Returns-Yards	1-36	1-1
Punt Returns-Yards	1-1	1-10
Kickoff Returns-Yards	4-90	6-174
INT Returns-Yards-TD	2-45-1	0-0-0
Punts (Number-Avg)	5-40.2	5-39.2
Fumbles-Lost	2-1	1-1
Penalties-Yards	8-74	8-61

RUSHING: UCF-McKenzie Milton 13-116; Otis Anderson 11-38; Adrian Killins Jr. 10-28; Team 2-minus 13. Auburn-Kerryon Johnson 22-71; Kam Martin 6-24; Eli Stove 3-23; Devan Barrett 1-minus 3; Jarrett Stidham 12-minus 25.

PASSING: UCF-McKenzie Milton 16-35-0-242. Auburn-Jarrett Stidham 28-43-2-331.

RECEIVING: UCF-Tre’Quan Smith 5-89; Dredrick Snelson 4-39; Jordan Akins 2-56; Gabriel Davis 2-38; Otis Anderson 2-17; Adrian Killins Jr. 1-3. Auburn-Ryan Davis 8-47; Will Hastings 6-117; Darius Slayton 5-69; N. Craig-Myers 3-54; Chandler Cox 2-23; Marquis McClain 1-10; Kerryon Johnson 1-6; Devan Barrett 1-4; Eli Stove 1-1.

INTERCEPTIONS: UCF-Chequan Burkett 1-45; Antwan Collier 1-0. Auburn-None.

FUMBLES: UCF-Team 2-1. Auburn-Jarrett Stidham 1-1.

Stadium: Mercedes-Benz Stadium **Attendance:** 71,109



McKenzie Milton closed out his impressive sophomore season as the Offensive Most Valuable Player of the Peach Bowl, totaling 358 yards of total offense and three total touchdowns.