



GAME 11 • UCF VS STETSON

Director, Strategic Communications: Daniel Forcella | Cell: (207) 650-6790 | Email: dforcella@athletics.ucf.edu

Assistant Director, Strategic Communications: Kelly Cartner | Cell: (248) 978-5201 | Email: kcartner@athletics.ucf.edu

GAME INFORMATION

Date Sunday, Dec. 16
 Time 3 p.m. ET
 Site Orlando, Fla.
 Stadium CFE Arena
 Capacity 10,000
 TV ESPN3
 Play-by-Play Drew Fellios
 Analyst Mike O'Donnell
 Radio FM96.9/AM740 The Game
 Play-by-Play Marc Daniels
 Analyst Taylor Young
 Twitter @UCF_MBB
 Hashtag #ChargeOn

SCHEDULE/RESULTS

O29	Flagler&		W, 86-69
N6	Rider	ESPN3	W, 84-70
N11	FAU	ESPN3	L, 80-79
N15	vs. Cal State Fullerton#	ESPN3	W, 68-52
N16	vs. Saint Joseph's#	ESPN2	W, 77-57
N18	vs. Western Kentucky#	ESPN2	W, 78-62
N24	Northern Kentucky	ESPN3	W, 66-53
N29	Alabama	ESPNU	W, 70-64
D2	at Missouri	ESPNU	L, 64-62 (ot)
D8	Grambling	ESPN3	W, 70-45
D11	Georgia Southern	ESPN3	W, 95-88
D16	Stetson	ESPN3	3 p.m.
D21	Illinois State	ESPN3	7 p.m.
J2	Temple*	ESPNNews	7 p.m.
J5	at UConn*	ESPNNews	12 p.m.
J13	ECU*	ESPNU	4 p.m.
J16	at Wichita State*	CBSSN	10 p.m.
J19	Tulsa*	ESPNU	12 p.m.
J23	at Tulane*	ESPN3	8 p.m.
J27	at Memphis*	CBSSN	4 p.m.
J31	UConn*	ESPN2/U	9 p.m.
F7	Houston*	CBSSN	7 p.m.
F10	at SMU*	ESPNNews	2 p.m.
F13	S. Florida*	ESPNNews	7 p.m.
F16	Memphis*	ESPN2/U	6 p.m.
F21	at Cincinnati*	ESPN/2	7 p.m.
F24	SMU*	CBSSN	12 p.m.
F27	at S. Florida*	ESPN3	7 p.m.
M2	at Houston*	ESPN/2/U	4 p.m.
M7	Cincinnati*	ESPN/2	7 p.m.
M9	at Temple*	ESPN2/News	4 p.m.
M14	AAC First Round%	TBD	TBD
M15	AAC Quarterfinals%	TBD	TBD
M16	AAC Semifinals%	TBD	TBD
M17	AAC Finals%	TBD	TBD

* American Athletic Conference contest
 & Exhibition contest
 # Myrtle Beach Invitational
 % American Athletic Conference Tournament
 All times Eastern



(-/rv) **UCF KNIGHTS** (8-2)

Head Coach: Johnny Dawkins (Duke, 1986)

Record at UCF: 51-27 (3rd Season)

Overall Record: 207-142 (11th Season)



STETSON HATTERS (2-9)

Head Coach: Corey Williams (Oklahoma State, 2002)

Record at Stetson: 53-118 (6th Season)

Overall Record: 53-118 (6th Season)

UCFACTS

SETTING THE SCENE

- The Knights have won two in a row after defeating Georgia Southern on Tuesday.
- UCF is now 8-2 on the season and aims for its best start to a season since 2010-11 with a victory over Stetson on Sunday.
- The game between the Knights and the Hatters is the third of four straight home contests for UCF to conclude the non-conference slate.
- The Knights own a 29-15 advantage in the all-time series against Stetson and have each of the last 18 meetings against the Hatters.

BIG SHOT BARRY

- BJ Taylor has led UCF in scoring each of his three seasons on the court, including his 18.5 points per game to start the 2018-19 campaign.
- Taylor ranks fifth in The American in scoring after putting up a career-high 35 in the win against Georgia Southern.
- The Orlando native was named the Preseason Player of the Year and Preseason First Team All-Conference in The American.
- With a knack of getting to the line, Taylor ranks sixth all-time at UCF with 338 free throws.
- He has been money from long range, currently ranking second in the league with a 44.0 three-point percentage.

TAYLOR ALREADY IN THE CLUB

- Taylor became the 19th player in UCF history to join the 1,000-Point Club when he achieved the feat Feb. 21, 2018 at Tulsa.
- Taylor scored 1,000 points in just 66 games, believed to be the third fastest in UCF's Division I history behind Ken Leeks (1988-92) and Darryl Davis (1991-95).
- He now has 1,277 in his career, passing former teammate Matt Williams, Marcus Jordan and most recently Bennie Shaw for 13th place in program history.

FASTEST TO FIFTY

- With the win over Grambling State, Johnny Dawkins eclipsed 50 victories as the head coach at the University of Central Florida.
- He is the fastest head coach to 50 wins in UCF's Division I era.
- Dawkins has won 207 games in his career overall.

A UCF WIN WOULD

- Be better than a loss
- Give the Knights three straight wins
- Be the 19th straight win over Stetson and give UCF a 30-15 advantage in the series
- Give the Knights five straight wins at home
- Be UCF's best start to a season since starting 14-0 back in 2010-11
- Give the fans something to come back for Dec 21

RECORD BREAKDOWN

Overall	8-2
The American	0-0
Non-Conference	8-2
Home	5-1
Away	0-1
Neutral	3-0

Twitter: @UCF_MBB | Instagram: UCF.MBB | Facebook: /UCFMensBasketball



BY THE NUMBERS

KNIGHTS		HATTERS
74.9	« POINTS	71.8
63.5	« DEFENSE	81.5
+11.4	« MARGIN	-9.6
47.6	« FG%	40.9
38.7	« FG% DEFENSE	47.6
7.1	« THREES	6.3
37.2	« 3FG%	27.7
32.1	« 3FG% DEFENSE	34.8
62.2	FT% »	68.3
+4.8	« REB MARGIN	-2.5
13.8	ASSISTS »	15.2
11.7	« TOs	15.5
1.2	« AST-TO	1.0
5.0	STEALS »	7.3
5.5	« BLOCKS	3.5

SERIES INFORMATION

Overall:..... UCF, 29-15
 in DeLand:..... UCF, 12-7
 in Orlando:..... UCF, 16-8
 at Neutral location:.....UCF, 1-0
 Streak:..... UCF won 18
 Last meeting:..... UCF 74, Stetson 55
Dec. 19, 2017
 Last Stetson win:..... Stetson 83, UCF 65
Jan. 27, 2001

UCF and Stetson have met 44 times in the long history between the two programs, who played together in the Atlantic Sun for many years.

The Knights hold a 29-15 advantage in the series and have had the majority of the recent success, winning each of the last 18 meetings between the two teams.

The last time Stetson won was in 2001, when the Hatters earned an 83-65 victory in DeLand.

Last season, UCF won 74-55 in DeLand, the Knights' seventh straight victory at the Edmunds Center.

Tacko Fall and AJ Davis both had double-doubles in the win, as Fall led the way with 18 points and 11 rebounds. Dayon Griffin added 13 points in the win as well.

Stetson's Divine Myles had 14 points in a losing effort back on Dec. 19, 2017.

KNIGHT NOTES

DOMINATING DEFENSE

- The Knights have been dominant on defense the last two seasons under Johnny Dawkins, holding opponents to a combined 38.10 percent from the floor, which led the nation during that period.
- Only two teams in the nation were ranked in the top six in scoring defense in both 2016-17 and 2017-18, UCF and Virginia.
- The Knights led the nation in defensive field goal percentage in 2016-17, holding opponents to 36.5 percent, and in 2017-18 they ranked third in the nation in scoring defense at 61.7.
- Since Nov. 11, the Knights have given up more than 64 points just once and rank third in The American in both scoring defense (63.5) and field goal percentage defense (38.7).

DAWKINS DOUBLE

- This season there is double the Dawkins for UCF, as Coach Dawkins' son Aubrey is healthy and available to play for the 2018-19 campaign.
- A transfer from Michigan, where he started 22 games over two years, averaging 6.7 points per game, Dawkins sat out 2016-17 and then missed all of 2017-18 due to injury.
- Dawkins has been named among the best players in the American Athletic Conference heading into this season and one of the best transfer players in the nation.

AWESOME AUBREY

- Aubrey has already been named the MVP of the Myrtle Beach Invitational and the American Athletic Conference Player of the Week once this season.
- He is currently second on the team with 14.0 points per game and ranks fifth in The American with an 88.2 percent mark from the free throw line.
- Dawkins has scored in double figures in each of his first 10 games as a Knight, the first player to do so in UCF's Division I era.

TERRELL TERRIFIC

- Terrell Allen has had a stellar start to the 2018-19 campaign, averaging 8.9 points and ranking fifth in The American with 4.9 assists per game.
- With 49 assists and just 10 turnovers, Allen also ranks seventh in the nation with a 4.9 assist-to-turnover ratio.
- He has had at least four assists in every game this season.
- The point guard had a career day in the win over Saint Joseph's in the semifinal of the Myrtle Beach Invitational, scoring a career-high 22 points on a career-best four three-pointers.

TACKO TIME

- Tacko Fall leads The American and ranks third in the nation with 3.4 blocked shots per game
- The 7-foot-6 center was named to the Myrtle Beach Invitational's All-Tournament Team
- He also leads the league with a 78.3 field goal percentage and would lead the nation if he took enough field goal attempts to qualify.
- Fall has had 19 blocks in the last four games, accumulating 229 in his career to takeover the all-time lead in career blocks at UCF, passing Keith Clanton (227).
- Named to the Kareem Abdul-Jabbar Award Preseason Watch List for the nation's best center.

FALL FACTS

- Among the 40 tallest living human beings in the world.
- At 7-foot-6, he is the tallest player in NCAA Division I basketball and taller than any NBA player.
- Hand Length: 10.5 inches | Wingspan: 8 feet, 4 inches | Shoe Size: 22

BEATING BAMA

- Last year's win over Alabama was the Knights' first ever true road victory over a ranked opponent and just the fifth ever win over a ranked team in program history.
- On Nov. 29, UCF won the back half of the home-and-home series against the Crimson Tide, earning a 70-64 victory in Orlando.
- It was Terrell Allen leading the way for UCF in the win back on Dec. 3, 2017, scoring 16 points and dishing out six assists in the victory.
- This year it was Taylor, scoring 24 points to lead the way.



QUICK FACTS

UCF INFORMATION

Location	Orlando, Fla.
Founded	1963
Enrollment	67,000+
Nickname	Knights
Colors	Black and Gold
Conference	American Athletic
President	Dr. Dale Whittaker
Director of Athletics	Dr. Daniel J. White
Athletics Phone	(407) 823-2261
Ticket Office Phone	(407) 823-1000

CFE ARENA

Capacity	10,000
Year Opened	2007
Press Row Phone	(407) 823-2477

BASKETBALL HISTORY

First Year of Basketball	1969-70
First Year in Division I	1984-85
First Year in AAC	2013-14
All-Time Record	747-615/800-615*
NCAA Tournaments/Last	Four/2005

*2008-09 (17-14), 2009-10 (15-17), 2010-11 (21-12)
victories were vacated due to NCAA sanctions

TEAM INFORMATION

2017-18 Record	19-13
Conference Record/Finish	9-9/6th
Home Record	12-4
Road Record	5-7
Neutral Record	2-2
Conference Tournament	Quarterfinals
Postseason	--
Starters Returning/Lost	4/1
Letterwinners Returning/Lost	9/2
Newcomers	6

STRATEGIC COMMUNICATIONS

Director (MBB, Primary)	Daniel Forcella
Office Phone	(407) 823-2142
Cell Phone	(207) 650-6790
Email	dforcella@athletics.ucf.edu
Assistant Director (MBB, Secondary)	Kelly Cartner
Office Phone	(407) 823-6489
Email	kcartner@athletics.ucf.edu
Mailing Address	Spectrum Stadium 4465 Knights Victory Way Orlando, FL 32816
Website	www.UCFKnights.com
Twitter	@UCF_MBB
Instagram	UCF.MBB
Facebook	/UCFMensBasketball

KNIGHT NOTES

SEASON NUMBER THREE

- The UCF men's basketball team is in year three under head coach Johnny Dawkins.
- The Knights went 43-25 in their first two seasons with Dawkins, the most wins in consecutive seasons for the program since winning back-to-back ASUN Championships in 2003-04 and 2004-05.
- Before Dawkins got to UCF, the Knights endured three straight losing seasons.

TALKIN' DAWKINS

- After the win on opening night, Johnny Dawkins now has over 200 wins in his career, having spent eight seasons at the helm of the Stanford Cardinal before arriving in Orlando.
- The former Naismith Player of the Year at Duke also coached under his former Coach, Mike Krzyzewski, from 1998 to 2008.
- After his first season at UCF, Dawkins was named a finalist for both the Ben Jobe and Jim Phelan National Coach of the Year awards.

HIGH EXPECTATIONS

- With B.J. Taylor and Tacko Fall sidelined for half the season each (playing one total game together), and Aubrey Dawkins missing the entire season in 2017-18, the Knights fought their way to a 19-13 record in 2017-18.
- With those three back and healthy, and every integral piece aside from A.J. Davis returning, the expectations for UCF were extremely high in the preseason.
- The Knights were picked to win The American by the league's coaches, a first for the program in its Division I history. Even after four ASUN Championships, UCF had never before been picked to win the league by the coaches.

NATIONAL RECOGNITION

- For the first time in program history, UCF was receiving votes in both national polls heading into the season, garnering 15 votes in the AP Top 25 Poll and five votes in the USA Today Coaches Poll.
- Last season was the first time the Knights had been receiving votes in any national poll during the preseason, collecting one vote in the AP Poll.
- NCAA.com ranked UCF 23rd in its preseason power rankings, while CBS Sports has ranked the Knights 31st overall heading into the 2018-19 season.

DOUBLE THE DOUBLE-DOUBLE

- Both Dawkins and Collin Smith recorded double-doubles in their first game as Knights.
- It was the first time a UCF player had a double-double in his first game as a Knight since Nick Banyard did it to start the 2016-17 season.
- It marked the first time ever that a pair of new Knights both recorded double-doubles in their first game as a member of the UCF men's basketball team.

RECORD BY LINEUP

GUARD	GUARD	GUARD	FORWARD	CENTER	RECORD
Terrell Allen	B.J. Taylor	Aubrey Dawkins	Collin Smith	Tacko Fall	8-2



NUMERICAL ROSTER

No.	Name	Cl.	Pos.	Ht.	Wt.	Hometown/High School/Last College
1	BJ Taylor	G	6-2	195	r-Sr.	Orlando, Fla. (Boone)
2	Terrell Allen	G	6-3	185	r-Jr.	Upper Marlboro, Md. (DeMatha Catholic/Drexel)
3	Dre Fuller Jr.	G	6-5	210	Fr.	Fayetteville, N.C. (Admiral Farragut [Fla.]
4	Cesar DeJesus	G	6-2	190	r-So.	West New York, N.J. (Mt. Zion Prep [Md.]
5	Myles Douglas	F	6-8	215	So.	Edgewood, Md. (Aberdeen)
10	Dayon Griffin	G	6-4	210	r-Sr.	St. Petersburg, Fla. (St. Petersburg/Louisiana Tech)
11	Rokas Ulvydas	F	6-11	245	r-Jr.	Kaunas, Lithuania (Mt. Zion Prep [Md.]/Texas Tech)
12	Xavier Grant	G	6-3	180	Fr.	Fort Lauderdale, Fla. (American Heritage)
13	Levy Renaud	G	6-2	180	Fr.	Fort Lauderdale, Fla. (NSU University School)
14	Ibrahim Famouke Doumbia*	F	6-7	205	So.	Bamako, Mali (Miami Country Day/South Carolina)
15	Aubrey Dawkins	G	6-6	205	r-Jr.	Durham, N.C. (New Hampton Prep [N.H.]/Michigan)
20	Frank Bertz	G	6-5	180	Jr.	Hesperia, Calif. (Sultana/East Los Angeles College)
21	Chad Brown	F	6-9	245	Sr.	Deltona, Fla. (Deltona)
22	Chance McSpadden	G	6-4	185	r-Jr.	Winter Haven, Fla. (Winter Haven)
24	Tacko Fall	C	7-6	310	Sr.	Dakar, Senegal (Liberty Christian Prep [Fla.]
25	Ryan Anders	F	6-6	220	Fr.	Tampa, Fla. (Wharton)
31	Anthony Catotti	G	6-4	200	r-Sr.	Oviedo, Fla. (Seminole)
35	Collin Smith	F	6-11	240	r-So.	Jacksonville, Fla. (Bolles School/George Washington)

*ineligible for 2018-19 due to NCAA transfer rules

Head Coach: Johnny Dawkins (Duke, 1986), Third Year
Assistant Coach: Kevin Norris (Miami, 1998), Third Year
Assistant Coach: Vince Taylor (Duke, 1982), Second Year
Assistant Coach: Robbie Laing (Troy, 1982), Third Year
Director of Operations: Jimmy Drew (DePaul, 2011), Third Year
Director of Player Development: Kelvin Johnson (Richmond, 1985), Second Year
Video Coordinator: Jaycob Ammerman (Flagler, 2013), Third Year
Director of Sports Performance: Alex Parr (Maryland, 2006), Third Year
Athletic Trainer: Jarrett Schweim (Florida, 2006), Fifth Year
Equipment Manager: John Whitford (Manchester, 1995), 16th Year

ALPHABETICAL

No.	Name	Yr.
2	Terrell Allen	r-Jr.
25	Ryan Anders	Fr.
20	Frank Bertz	Jr.
21	Chad Brown	Sr.
31	Anthony Catotti	r-Sr.
15	Aubrey Dawkins	r-Jr.
4	Cesar DeJesus	r-So.
5	Myles Douglas	So.
24	Tacko Fall	Sr.
14	Ibrahim Famouke Doumbia	So.
3	Dre Fuller Jr.	Fr.
12	Xavier Grant	Fr.
10	Dayon Griffin	r-Sr.
22	Chance McSpadden	r-Jr.
13	Levy Renaud	Fr.
35	Collin Smith	r-So.
1	B.J. Taylor	r-Sr.
11	Rokas Ulvydas	r-Jr.

PRONUNCIATIONS

tuh - RELL, Allen
 Anthony, kuh - tah - dee
 SEE - zurr, duh - HAY - zeus
 TACO, Fall
 EE - bruh - heem, fuh - MOO - kay, DOOM - bee - uh
 DAY - on, Griffin
 LEV - ee, RAY - no
 ROH - kiss, ULL - vee - dahs

BY LOCATION

California		
20	Frank Bertz	Jr.
Florida		
25	Ryan Anders	Fr.
21	Chad Brown	Sr.
30	Anthony Catotti	r-Sr.
12	Xavier Grant	Fr.
10	Dayon Griffin	r-Sr.
22	Chance McSpadden	r-Jr.
13	Levy Renaud	Fr.
35	Collin Smith	r-So.
1	B.J. Taylor	r-Sr.
International		
24	Tacko Fall	Sr.
14	Ibrahim Famouke Doumbia	So.
11	Rokas Ulvydas	r-Jr.
Maryland		
2	Terrell Allen	r-Jr.
5	Myles Douglas	So.
New Jersey		
4	Cesar DeJesus	r-So.
North Carolina		
15	Aubrey Dawkins	r-Jr.
3	Dre Fuller Jr.	Fr.

BY CLASS


Freshman (4)		
25	Ryan Anders	Fr.
3	Dre Fuller Jr.	Fr.
12	Xavier Grant	Fr.
13	Levy Renaud	Fr.
Sophomores (4)		
4	Cesar DeJesus	r-So.
5	Myles Douglas	So.
14	Ibrahim Famouke Doumbia	So.
35	Collin Smith	r-So.
Juniors (5)		
2	Terrell Allen	r-Jr.
15	Aubrey Dawkins	r-Jr.
22	Chance McSpadden	r-Jr.
20	Frank Bertz	Jr.
11	Rokas Ulvydas	r-Jr.
Seniors (5)		
21	Chad Brown	Sr.
30	Anthony Catotti	r-Sr.
24	Tacko Fall	Sr.
10	Dayon Griffin	r-Sr.
1	B.J. Taylor	r-Sr.



B.J. TAYLOR
 #1 • G • r-Sr. • 6-2
 Orlando, Fla.




TERRELL ALLEN
 #2 • G • r-Jr. • 6-3
 Upper Marlboro, Md.



DRE FULLER JR.
 #3 • G • Fr. • 6-5
 Fayetteville, N.C.



CEASAR DEJESUS
 #4 • G • r-So. • 6-2
 West New York, N.J.



MYLES DOUGLAS
 #5 • F • So. • 6-8
 Edgewood, Md.



DAYON GRIFFIN
 #10 • G • r-Sr. • 6-4
 St. Petersburg, Fla.



AUBREY DAWKINS
 #15 • G • r-Jr. • 6-6
 Durham, N.C.



FRANK BERTZ
 #20 • G • Jr. • 6-5
 Hesperia, Calif.




CHAD BROWN
 #21 • F • Sr. • 6-9
 Deltona, Fla.



CHANCE MCSPADDEN
 #22 • G • r-Jr. • 6-4
 Winter Haven, Fla.



TACKO FALL
 #24 • C • Sr. • 7-6
 Dakar, Senegal



COLLIN SMITH
 #35 • F • r-So. • 6-11
 Jacksonville, Fla.



JOHNNY DAWKINS
 Head Coach
 Third Season



THE AMERICAN

STANDINGS

School	AAC	Overall	Streak
Houston	0-0	9-0	W9
Cincinnati	0-0	9-1	W9
UCF	0-0	8-2	W2
Temple	0-0	8-2	W1
USF	0-0	6-2	W2
Tulsa	0-0	8-3	W3
UConn	0-0	7-3	L1
SMU	0-0	6-4	L1
ECU	0-0	6-4	W2
Memphis	0-0	5-4	W2
Wichita State	0-0	5-4	W1
Tulane	0-0	3-6	L1

*through games played 12/13/18

STATISTICAL LEADERS

Scoring	Team	PPG
1. Jayden Gardner	ECU	19.0
2. Jahmal McMurray	SMU	18.7
3. Jalen Adams	UConn	18.6
4. Markis McDuffie	Wichita	18.6
5. BJ Taylor	UCF	18.5
6. Shizz Alston Jr.	Temple	18.3
7. David Collins	USF	16.8
8. Quinton Rose	Temple	16.4
9. Tyler Harris	Memphis	16.2
Caleb Daniels	Tulane	16.2

Field Goal Percentage	Team	Per.
1. Tacko Fall	UCF	78.3
2. Breanon Brady	Houston	70.7
3. Seth Leday	ECU	59.0
4. Martins Igbanu	Tulsa	58.8
5. Jaime Echenique	Wichita	57.4

Assists	Team	APG
1. Galen Robinson Jr.	Houston	6.2
2. Laquincy Rideau	USF	6.0
3. Shizz Alston Jr.	Temple	5.1
4. Sterling Taplin	Tulsa	5.1
5. Terrell Allen	UCF	4.9

Free Throw Percentage	Team	Per.
1. Corey Davis Jr.	Houston	92.0
2. Shizz Alston Jr.	Temple	90.9
3. Tyler Harris	Memphis	89.7
4. Justin Brown	USF	89.5
5. Aubrey Dawkins	UCF	88.2

Three-Point Percentage	Team	Per.
1. Alterique Gilbert	UConn	44.2
2. Jarron Cumberland	Cincinnati	44.0
BJ Taylor	UCF	44.0
4. Armoni Brooks	Houston	43.4
5. Jahmal McMurray	SMU	41.6

Blocked Shots	Team	BPG
1. Tacko Fall	UCF	3.4
2. Brison Gresham	Houston	2.0
3. Josh Carlton	UConn	1.5
4. Chad Brown	UCF	1.4
Nysier Brooks	Cincinnati	1.4

Assist-to-Turnover	Team	Ratio
1. Justin Jenifer	Cincinnati	7.8
2. Terrell Allen	UCF	4.9
3. Galen Robinson Jr.	Houston	3.7

*through games played 12/13/18

PRESEASON HONORS

FIRST TEAM

Jalen Adams	Sr.	Guard	UConn
Jarron Cumberland	Jr.	Guard	Cincinnati
Jeremiah Martin	Sr.	Guard	Memphis
Quinton Rose	Jr.	Guard	Temple
B.J. Taylor	r-Sr.	Guard	UCF

SECOND TEAM

Corey Davis Jr.	Sr.	Guard	Houston
Tacko Fall	Sr.	Center	UCF
Jarrey Foster	Sr.	Guard	SMU
Markis McDuffie	Sr.	Forward	Wichita State
Jahmal McMurray	Sr.	Guard	SMU
Sterling Taplin	Sr.	Guard	Tulsa

PLAYER OF THE YEAR

B.J. Taylor	r-Sr.	Guard	UCF
-------------	-------	-------	-----

FRESHMAN OF THE YEAR

Nate Hinton	Fr.	Guard	Houston
-------------	-----	-------	---------

Rank Team (First Place Votes) Points

1. UCF (6)	114
2. Cincinnati (3)	107
3. Houston (2)	103
4. Memphis (1)	85
5. UConn	75
6. Temple	74
7. SMU	63
8. Wichita State	60
9. Tulsa	48
10. Tulane	23
11. ECU	22
12. S. Florida	18

WEEKLY HONORS

Player of the Week

Nov. 12 - Shizz Alston Jr.	Senior	Guard	Temple
Nov. 12 - Markis McDuffie	Senior	Forward	Wichita State
Nov. 19 - Aubrey Dawkins	Junior	Guard	UCF
Nov. 26 - Jarron Cumberland	Junior	Guard	Cincinnati
Dec. 3 - Armoni Brooks	Junior	Guard	Houston
Dec. 10 - DaQuan Jeffries	Senior	Guard	Tulsa

Rookie of the Week

Nov. 12 - Jayden Gardner	Freshman	Forward	ECU
Nov. 19 - Tyler Harris	Freshman	Guard	Memphis
Nov. 26 - Cedrick Alley Jr.	Freshman	Forward	Houston
Dec. 3 - Jayden Gardner	Freshman	Forward	ECU
Dec. 10 - Tyler Harris	Freshman	Guard	Memphis

UCF on the Honor Roll

B.J. Taylor	Senior	Guard	Nov. 12
B.J. Taylor	Senior	Guard	Dec. 3



TRENDS

Table with 2 columns: Trend description and record. Includes categories like 'Win the tip', 'Home games', 'Opponent Scores', etc.

THE LAST TIME

Table with 3 columns: Category, UCF, Opponent. Lists various performance metrics and game results.

Table with 2 columns: Category, UCF Player. Lists specific player achievements and game statistics.



RECORDS WATCH

Career Field Goal Percentage

(min. 200 attempts)

1. Tacko Fall (2015-present)	.741 (390-526)
2. Willie Edison (1980-82)	.617 (246-399)
3. Tyrone Sparrow (1975-77)	.598 (158-264)
4. Jerry Prather (1974-78)	.584 (757-1,297)
5. Staphon Blair (2012-16)	.583 (215-369)
6. Dean Rossin (1979-81)	.575 (202-351)
7. Justin McBride (2013-16)	.565 (170-301)
8. Gerald Jones (1978-80)	.563 (365-648)
9. Ken Leeks (1988-92)	.559 (673-1,204)
10. Isaac McKinnon (1979-83)	.540 (230-426)

Career Rebound Average

1. Ed Fluitt (1971-73)	12.0
2. Ed Smith (1972-74)	9.9
3. Ruben Cotton (1979-81)	9.6
4. Ken Leeks (1988-92)	8.8
5. Jerry Prather (1974-78)	8.2
6. Keith Clanton (2009-13)	7.8
7. Lee Riley (1974-77)	7.7
8. Tacko Fall (2015-present)	7.6
9. Dan Faison (1983-85)	7.5
Don Mathis (1970-72)	7.5

Career Blocks

1. Tacko Fall (2015-present)	229
2. Keith Clanton (2009-13)	227
3. Ken Leeks (1988-92)	141
4. Paul Reed (2001-02)	127
5. Issac McKinnon (1979-83)	106
6. Staphon Blair (2012-16)	99
7. John Friday (1984-85, 86-87)	94
8. Josh Bodden (2000-04)	88
9. Anthony Williams (2004-06)	86
10. Jeff Dorschner (1980-82)	83

Career Rebounds

1. Keith Clanton (2009-13)	1,000
2. Ken Leeks (1988-92)	942
3. Jerry Prather (1974-78)	849
4. Isaiah Sykes (2010-14)	764
5. Tacko Fall (2015-present)	701
6. Willy Belotte (1972-76)	698
7. Paul Reed (1999-02)	685
8. A.J. Davis (2015-18)	633
9. Dan Faison (1982-85)	626
10. Mario Lovett (1996-01)	608

Career Free Throws

1. Bo Clark (1975-77, 78-80)	456
2. Ken Leeks (1988-92)	413
3. Mike Clark (1969-73)	410
4. Keith Clanton (2009-13)	399
5. Marcus Jordan (2009-12)	350
6. B.J. Taylor (2014-present)	338
7. Isaiah Sykes (2010-14)	335
8. A.J. Davis (2015-18)	319
9. Jermaine Taylor (2005-09)	308
10. Paul Reed (1999-02)	279

Career Points

1. Bo Clark (1975-77, 78-80)	2,866
2. Mike Clark (1969-73)	2,085
3. Jermaine Taylor (2005-09)	1,979
4. Jerry Prather (1974-78)	1,778
5. Ken Leeks (1988-92)	1,763
6. Keith Clanton (2009-13)	1,718
7. Isaiah Sykes (2010-14)	1,545
8. Darryl Davis (1991-95)	1,540
9. D'Quarius Stewart (1996-00)	1,387
10. Josh Peppers (2003-07)	1,376
B.J. Taylor (2014-present)	1,277

Single-Season Field Goal Percentage

(min. 100 attempts)

1. Tacko Fall (2017-18)	.767 (79-103)
2. Tacko Fall (2015-16)	.750 (96-128)
3. Tacko Fall (2016-17)	.715 (168-235)
4. Davin Granberry (1997-98)	.672 (88-131)
5. Willie Edison (1981-82)	.668 (195-292)
6. Larry Gowins (1982-83)	.618 (94-154)
7. Staphon Blair (2014-15)	.609 (95-156)
8. Tyrone Sparrow (1976-77)	.603 (135-224)
9. Gerald Jones (1979-80)	.597 (225-337)
10. Justin McBride (2015-16)	.595 (72-121)

Single-Season Free Throws

1. Marcus Jordan (2010-11)	165
2. Mike Clark (1970-71)	158
3. Bo Clark (1976-77)	144
4. Jermaine Taylor (2008-09)	138
5. Mike Clark (1971-72)	134
6. Ray Abellard (2002-03)	130
7. Bo Clark (1979-80)	129
8. B.J. Taylor (2016-17)	126
Cleveland Jackson (1978-79)	126
10. Willie Edison (1981-82)	124

Single-Season Free Throw Attempts

1. Mike Clark (1970-71)	225
2. Marcus Jordan (2010-11)	213
3. Isaiah Sykes (2013-14)	198
4. Isaiah Sykes (2012-13)	188
5. Ken Leeks (1991-92)	186
6. Mike Clark (1971-72)	185
7. Keith Clanton (2012-13)	177
8. Keith Clanton (2010-11)	176
9. B.J. Taylor (2016-17)	175
10. Bo Clark (1976-77)	172

Single-Season Rebounds

1. Ed Fluitt (1971-72)	364
2. Tacko Fall (2016-17)	343
3. Ruben Cotton (1979-80)	320
4. Dean Rossin (1980-81)	299
5. Ken Leeks (1990-91)	268
6. Keith Clanton (2011-12)	266
7. Keith Clanton (2012-13)	263
8. Wil Nix (1978-79)	258
9. Keith Clanton (2010-11)	254
10. Lee Riley (1976-77)	251

Single-Season Rebound Average

1. Ed Fluitt (1971-72)	14.0
2. Ruben Cotton (1979-80)	11.0
3. Dean Rossin (1980-81)	10.7
4. Ken Leeks (1990-91)	9.9
Wil Nix (1978-79)	9.9
6. Tacko Fall (2016-17)	9.5
7. Ed Smith (1973-74)	9.3
8. Ken Leeks (1989-90)	9.0
9. Paul Reed (2001-02)	8.9
Willy Belotte (1973-74)	8.9

Single-Season Blocks

1. Tacko Fall (2016-17)	94
2. John Friday (1986-87)	74
3. Tacko Fall (2015-16)	70
4. Keith Clanton (2012-13)	63
5. Keith Clanton (2010-11)	60
6. Keith Clanton (2011-12)	59
Tom Herzog (2010-11)	59
Isaac McKinnon (1983-84)	59
9. Paul Reed (2000-01)	56
10. Anthony Williams (2004-05)	53

Single-Game Field Goal Percentage

(min. 10 attempts)

1. Tacko Fall	1.000 (10-10)
Eddie Rhodes	1.000 (10-10)
vs. Villanova (11/20/16)	
vs. Florida International (12/4/80)	
Jerry Prather	1.000 (10-10)
vs. Dickinson (1/10/76)	
4. Keith Clanton	.933 (14-15)
vs. Bethune-Cookman (12/12/12)	
5. Tacko Fall	.917 (11-12)
vs. Miami-Ohio (12/18/16)	
6. Tacko Fall	.917 (11-12)
at Stetson (12/2/15)	
7. Tacko Fall	.909 (10-11)
vs. Bethune-Cookman (12/21/16)	
Pat Crocklin	.909 (10-11)
vs. Mercer (2/22/86)	
9. A.J. Davis	.900 (9-10)
at Memphis (2/11/18)	
Keith Clanton	.900 (9-10)
vs. Alabama State (11/13/12)	
Josh Peppers	.900 (9-10)
at East Carolina (2/7/07)	
Anthony Williams	.900 (9-10)
vs. Campbell (12/16/04)	
Ken Leeks	.900 (9-10)
vs. UW-Milwaukee (12/15/90)	

Single-Game Free Throws

1. Bennie Shaw vs. Medger Evers (12/18/75)	15
2. Jermaine Taylor vs. Sam Houston St. (1/3/09)	14
Stacey Castle vs. Georgia State (1/20/96)	14
Victor Saxton vs. Mercer (2/15/93)	14
Mike Clark vs. Greensboro (12/19/70)	14
6. B.J. Taylor at Memphis (1/17/15)	13
Lavell Payne at Houston (1/24/07)	13
Brad Traina vs. Stetson (2/14/98)	13
Fred Crawford vs. FIU (2/12/88)	13
10. A.J. Davis at USF (1/20/16)	12
Isaiah Sykes at Rutgers (1/15/14)	12
Jermaine Taylor vs. Rice (2/25/09)	12
Ray Abellard vs. Chicago State (12/18/02)	12
Ochiel Swaby vs. Samford (2/5/94)	12
Ken Leeks vs. Florida A&M (1/11/90)	12
Bennie Shaw vs. Rio Grande (12/16/75)	12

Single-Game Blocks

1. Tom Herzog vs. Bethune-Cookman (12/11/10)	8
Keith Clanton vs. SE Louisiana (12/4/10)	8
Tony Davis at USF (12/1/07)	8
4. Staphon Blair vs. USC Upstate (11/23/14)	7
Keith Clanton vs. Southern Miss (2/6/13)	7
John Friday vs. Delaware State (1/10/87)	7
John Friday vs. Western Illinois (1/5/87)	7
8. Tacko Fall at Missouri (12/2/18)	6
Tacko Fall vs. TCU (3/28/17)	6
Tacko Fall vs. Florida Atlantic (12/12/15)	6
Keith Clanton vs. Saint Thomas (11/12/11)	6
Anthony Williams vs. South Dakota St. (2/21/05)	6
Paul Reed vs. Stetson (1/2/02)	6
Dean Rossin vs. Florida Southern (2/9/80)	6



NATIONAL POLLS

Associated Press Poll

Rk	Team	Record	Points
1	Kansas (57)	8-0	1583
2	Duke (4)	9-1	1454
3	Tennessee (1)	7-1	1421
4	Gonzaga (1)	9-1	1412
5	Michigan (1)	10-0	1398
6	Virginia (1)	9-0	1384
7	Nevada	10-0	1283
8	Auburn	8-1	1151
9	Michigan State	8-2	1066
10	Florida State	8-1	991
11	Texas Tech	8-0	914
12	North Carolina	7-2	890
13	Virginia Tech	8-1	833
14	Buffalo	9-0	664
15	Ohio State	8-1	621
16	Wisconsin	8-2	599
17	Villanova	8-2	532
18	Mississippi State	8-1	441
19	Kentucky	7-2	385
20	Arizona State	7-1	351
21	Marquette	8-2	281
22	Iowa	7-2	208
23	Furman	10-0	189
24	Houston	8-0	173
25	Indiana	8-2	118
	Syracuse	7-2	118

USA Today Coaches Poll

Rk	Team	Record	Points
1	Kansas (26)	8-0	791
2	Duke (1)	9-1	711
3	Virginia (1)	9-0	710
4	Tennessee	7-1	696
5	Michigan (3)	10-0	694
6	Gonzaga (1)	9-1	693
7	Nevada	10-0	605
8	Auburn	8-1	549
9	Michigan State	8-2	538
10	Florida State	8-1	472
11	Texas Tech	8-0	463
12	North Carolina	7-2	446
13	Virginia Tech	8-1	427
14	Ohio State	8-1	350
15	Buffalo	9-0	306
16	Villanova	8-2	238
17	Mississippi State	8-1	234
18	Kentucky	7-2	226
19	Wisconsin	8-2	206
20	Arizona State	7-1	149
21	Iowa	7-2	112
22	Houston	8-0	102
23	Maryland	8-2	87
24	Kansas State	6-2	82
25	Nebraska	8-2	79

WEEK-BY-WEEK

Week	AP	Coaches	NET
Preseason	RV (15)	RV (5)	--
Week 2	--	RV (5)	--
Week 3	--	RV (2)	--
Week 4	RV (3)	RV (9)	49
Week 5	--	RV (5)	71
Week 6	--	RV (7)	61
Week 7	--	--	--
Week 8	--	--	--
Week 9	--	--	--
Week 10	--	--	--
Week 11	--	--	--
Week 12	--	--	--
Week 13	--	--	--
Week 14	--	--	--
Week 15	--	--	--
Week 16	--	--	--
Week 17	--	--	--
Week 18	--	--	--

Others receiving votes: Nebraska 115, Maryland 105, Oklahoma 82, **Cincinnati 73**, St. John's 57, Purdue 40, NC State 26, Iowa State 19, TCU 13, San Francisco 5, UCLA 3, Minnesota 2, Butler 2, NJIT 1, Seton Hall 1, Davidson 1, Florida 1, Texas 1

Others receiving votes: Marquette 66, **Cincinnati 51**, St. John's 48, Furman 47, Purdue 45, Indiana 42, Syracuse 36, Oklahoma 27, TCU 14, UCLA 13, Iowa State 11, NC State 7, North Texas 7, **UCF 7**, Creighton 6, Florida 4, Arizona 2, Texas 1

MISCELLANEOUS STATS

Date	Opp.	W/L	Points in Paint			Pts Off TOs			2nd Chance Pts			Fast Break Pts		
			UCF	Opp	Diff	UCF	Opp	Diff	UCF	Opp	Diff	UCF	Opp	Diff
N6	Rider	W	42	30	+12	21	12	+9	9	22	-13	17	6	+11
N11	FAU	L	40	24	+16	17	13	+4	15	12	+3	11	12	-1
N15	vs. Fullerton	W	34	28	+6	15	11	+4	19	8	+11	8	13	-5
N16	vs. Saint Joe's	W	38	18	+20	19	11	+8	14	6	+8	14	12	+2
N18	vs. WKU	W	30	24	+6	23	12	+11	11	10	+1	11	14	-3
N24	NKU	W	30	18	+12	2	3	-1	14	5	+9	8	1	+7
N29	Alabama	W	28	34	-6	8	8	--	7	18	-11	13	6	+7
D2	at Missouri	L	18	20	-2	9	22	-13	7	16	-9	4	0	+4
D8	Grambling	W	20	24	-4	10	11	-1	13	14	-1	11	4	+7
D11	Ga. Southern	W	32	48	-16	8	18	-10	13	7	+6	7	20	-13
D16	Stetson													
D21	Illinois State													
J2	Temple													
J5	at UConn													
J13	ECU													
J16	at Wichita State													
J19	Tulsa													
J23	at Tulane													
J27	at Memphis													
J31	UConn													
F7	Houston													
F10	at SMU													
F13	S. Florida													
F16	Memphis													
F21	at Cincinnati													
F24	SMU													
F27	at S. Florida													
M2	at Houston													
M7	Cincinnati													
M9	at Temple													

DUNK COUNTER

Player	Dunks
Terrell Allen	
Frank Bertz	1
Chad Brown	6
Aubrey Dawkins	3
Cesar DeJesus	
Myles Douglas	
Tacko Fall	28
Dre Fuller Jr.	
Dayon Griffin	1
Chance McSpadden	
Collin Smith	1
BJ Taylor	



JOHNNY DAWKINS ≡ head coach | third season



Johnny Dawkins was named UCF's seventh head men's basketball coach on Mar. 23, 2016 and has had immediate success in his first two seasons with the Knights.

Dawkins took over a 12-18 squad that hadn't finished above .500 since 2012-13 and led the Knights to a 24-12 record in his first season at the helm, the sixth best turnaround in the nation. With just seven scholarship players due to transfers and injuries, the Knights earned the fourth seed – their highest ever – in the American Athletic Conference Tournament, eventually falling to league champion

SMU in the semifinals.

A season full of firsts, UCF hosted its first NIT game in 2016-17, defeating Colorado for the program's first ever win in an NIT or NCAA Tournament game. The Knights went on to defeat top seeded Illinois State on the road, before coming home to the first ever sell-out crowd at CFE Arena and winning 68-58 over Illinois to earn a spot in the NIT Final Four.

Under Dawkins' leadership, UCF led all of NCAA Division I in defensive field goal percentage in 2016-17, holding opponents to just 36.5 percent from the floor. The Knights were also sixth in the nation, allowing only 61.2 points per game, and gave up 45 or less points in four games over the course of the year.

Dawkins was named a finalist for both the Jim Phelan and Ben Jobe National Coach of the Year awards his first season at UCF, but he also guided a number of his players to accomplishments along the way.

2016-17 Individual Honors

- Tacko Fall was named The American Defensive Player of the Year, Lefty Driesell Defensive All-America, and finalist for Kareem Abdul-Jabbar Award
- B.J. Taylor earned Second Team All-Conference honors from The American after leading UCF with 17.4 points per game
- Matt Williams set new UCF records for three-pointers in a career, in a season and in a game, before signing a professional contract with the Miami Heat

In year two at the helm, Dawkins had to deal with significant injuries to his three best players. His son, Aubrey Dawkins, missed the entire season with a shoulder injury, B.J. Taylor missed the first half of the season, and Tacko Fall missed the second half of the year. Taylor and Fall only played one game together.

Through the injuries, Dawkins led the Knights to a 19-13 record, second only to his first season record in the last five years of UCF Basketball.

The team also had a number of firsts in year two under Dawkins.

Firsts in 2017-18

- First win over UConn at home and first since joining The American
- First win over SMU since joining The American
- First win over Memphis on the road
- First win over a ranked opponent in a true road game, defeating No. 24 Alabama

And the defense was as good as ever in Dawkins' second year coaching the Black and Gold.

Defensive Accomplishments in 2017-18

- Held three opponents under 40 points
 - Before the season, UCF had only held two opponents to less than 40 points in 33-year Division I history
- Set new school record, holding SMU to 37 points
- Ranked third in the nation, holding opponents to 61.7 points per game
- Ranked 10th in the nation, holding opponents to 40.1 percent from the field

COACHING EXPERIENCE

2016-present	UCF	Head Coach
2008-16	Stanford	Head Coach
2000-08	Duke	Associate Head Coach
2006-08	USA Basketball	Player Personnel
1998-99	Duke	Assistant Coach

NBA EXPERIENCE

1994-95	Detroit Pistons
1989-94	Philadelphia 76ers
1986-89	San Antonio Spurs
1986	Drafted, Spurs - 10th Overall

In two years, Johnny Dawkins has led UCF to new heights on the basketball court, but he has done an even better job with his players in the classroom. With Dawkins at the helm, the Knights men's basketball program recorded an average semester team GPA over 3.0 for the first time in recorded history. They then did it again, setting a new program record with an average semester GPA of 3.03 this spring.

STANFORD STINT

Stanford put together four 20-win seasons in Dawkins' tenure as head coach. He is only the second coach in Stanford history with at least four 20-win seasons. Stanford's success on the court came against some of the toughest schedules in the nation. During the 2015-16 season, the Cardinal faced the sixth-most difficult slate in the country. A nation-leading 17 of Stanford's 30 games came against RPI Top 50 squads. Stanford's strength of schedule was rated in the top 50 each of the past four seasons, including two in the top 20, with an average rank of 27.75.

The Cardinal basketball program also excelled in the classroom during Dawkins' tenure, earning at least three Pac-12 All-Academic selections for five consecutive seasons and producing back-to-back Pac-12 Scholar-Athlete of the Year recipients (2014, 2015). Stanford also received annual national academic recognition, with three players earning National Association of Basketball Coaches (NABC) Honors Court status in 2015. The Cardinal was one of 20 NCAA Division I teams to earn an NABC Team Academic Excellence Award last season.

In 2012, Dawkins mentored Chasson Randle to become the consummate student-athlete. Randle finished that season as Stanford's all-time leading scorer and earned the program's first Academic All-America First Team selection since 2006. Under Dawkins, Stanford recorded back-to-back perfect Academic Progress Rate scores of 1000 in both the 2012-13 and 2013-14 reports, the two most recent to be released by the NCAA.

Player development was also markedly improved at Stanford under Dawkins' tutelage. Four Cardinal players were selected in the NBA Draft following their collegiate careers.

LEARNING FROM A LEGEND

The Washington, D.C. native coached for 10 years under the legendary Mike Krzyzewski at Duke. During Dawkins' decade as a coach at Duke, the Blue Devils won a national championship (2001), tallied six ACC regular season championships, recorded seven ACC Tournament titles and posted a 330-60 record. In four consecutive seasons from 1999-2002, Duke finished the regular season ranked No. 1 in both national polls, a first in college basketball history. Duke reached a No. 1 national ranking in seven of the 10 seasons with Dawkins on the coaching staff.

While at Duke, he also served as the Player Personnel Director for the USA Basketball Senior National Team from 2006-08.



DECORATED DUKIE

Following a prolific high school career at Mackin Catholic in Washington, D.C., Dawkins made his way to Duke, where he would become one of the most decorated players to step foot in Durham, North Carolina.

He played for the Blue Devils from 1983-86, earning Consensus All-America honors twice (1985, 1986). Dawkins was also voted as the 1986 Naismith National Player of the Year and named a Freshman All-American in 1983. During his collegiate career, he helped lead Duke to three NCAA Tournament berths, including an NCAA National Championship Game appearance in 1986. He was listed as an All-ACC honoree in all four seasons as a Blue Devil.

Dawkins finished his career as the school's all-time leading scorer and held that honor until 2006 when J.J. Redick surpassed his mark of 2,556 points. He recorded double-figure point totals in 129-of-133 collegiate games. Dawkins led the Blue Devils in scoring all four years, recording the fourth-highest season point total in school history with 809 in 1986. Dawkins remains Duke's career record-holder in field goals (1,026) and field goals attempted (2,019) while also owning the school's best single-season mark for field goals (331) during the 1986 campaign.

Dawkins was inducted into the Duke Sports Hall of Fame in September 1996. His jersey number 24 was retired by the school.

PROFESSIONAL EXPERIENCE

A 1986 first-round draft pick (10th overall) by San Antonio, Dawkins saw action in nine NBA seasons with the Spurs, Philadelphia 76ers and Detroit Pistons. He averaged 11.1 points and 5.5 assists over 541 career NBA games.

GIVING BACK TO THE GAME

Dawkins has served as a member of the National Association of Basketball Coaches Board of Directors since 2012. He also currently serves on the NCAA Division I Men's Basketball Ethics Coalition, an independent committee of current and former coaches, charged with promoting ethical conduct through leadership, education and mentoring opportunities, while identifying key issues challenging the coaching community.

COACHING RECORD

Year	School	Record	Pct
2008-09	Stanford	20-14	.588
2009-10	Stanford	14-18	.438
2010-11	Stanford	15-16	.484
2011-12	Stanford	26-11	.703
2012-13	Stanford	19-15	.559
2013-14	Stanford	23-13	.639
2014-15	Stanford	24-13	.649
2015-16	Stanford	15-15	.500
2016-17	UCF	24-12	.667
2017-18	UCF	19-13	.594
2018-19	UCF	7-2	.778
Total	11th Season	207-142	.593

COACHING HIGHLIGHTS

2008-09	CBI Semifinals
2011-12	NIT Champions
2012-13	NIT Second Round
2013-14	NCAA Sweet 16
2014-15	NIT Champions
2015-16	NIT Semifinals
Finalist for Jim Phelan National Coach of the Year	
Finalist for Ben Jobe National Coach of the Year	

COLLEGIATE CAREER

1982-86	Duke University
1985-86	Naismith National Player of the Year
	Consensus First Team All-America
	First Team All-ACC
	NCAA East Regional MVP
	ACC Tournament MVP
	Duke Team MVP
	Duke Co-Captain
1984-85	Consensus First Team All-America
	First Team All-ACC
	Duke Team MVP
1983-84	Second Team All-ACC
	Duke Team MVP
1982-83	Freshman All-America
	Second Team All-ACC
	Duke Team MVP

THE DAWKINS FILE

Hometown	Washington, D.C.
High School	Mackin Catholic
College	Duke, 1986



BJ TAYLOR

6-2 | 195 | r-senior | guard
orlando, fla. | boone hs



KNIGHT NOTES

2018-19

- Named to The American Weekly Honor Roll twice
- 13th all-time in program history with 1,277 career points
- With 338 career free throws made, he's now sixth in UCF history
- Ranks fifth in The American with 18.5 points per game and second with a 44.0 three-point percentage
- Ga. Southern 12/11: Scored a career-high 35 points on six three-pointers
- Grambling 12/8: Led UCF with 21 points on three three-pointers
- Alabama 11/29: Led the Knights with 24 points on 3-of-5 from three and 9-of-11 from the line
- FAU 11/11: Scored 29 points on 9-of-14 from the field
- Rider 11/6: Led the Knights with 22 points and four assists
- Named Preseason Player of the Year in The American
- Also named Preseason First Team All-Conference by the league's coaches
- Additionally, named Preseason First Team All-Conference by FanRag Sports, NCAA.com, Blue Ribbon Yearbook, NBC Sports
- NCAA.com named Taylor the #5 best senior heading into 2018-19 season

2017-18

- Became the 19th member of UCF's 1,000-Point Club, the third fastest to 1,000 points in UCF's Division I era.
- Named Preseason First Team All-Conference by The American.
- Injured during first game of the season and missed 16 straight games with foot injury.
- Had seven 20-point performances in final 14 games of the season.
- Led UCF with 15.9 points per game and would have ranked fifth in The American if qualified due to games played.

2018-19 HIGHS

Points	35	Ga. Southern (12/11/18)
Rebounds	5	2x, last Grambling (12/8/18)
Assists	5	Ga. Southern (12/11/18)
Steals	1	8x, last Ga. Southern (12/11/18)
Blocks	--	--
FG made	10	Ga. Southern (12/11/18)
FG attempts	17	Ga. Southern (12/11/18)
3FG made	6	Ga. Southern (12/11/18)
3FG attempts	9	Ga. Southern (12/11/18)
FT made	10	2x, last FAU (11/11/18)
FT attempts	14	Rider (11/6/18)

CAREER HIGHS

Points	35	Ga. Southern (12/11/18)
Rebounds	9	Stetson (11/16/14)
Assists	10	vs. Miss State (11/17/16)
Steals	4	Seattle (11/26/16)
Blocks	1	3x, last USF (1/17/17)
FG made	11	Tulane (1/14/15)
FG attempts	21	#11 Wichita St. (3/1/18)
3FG made	6	2x, last Ga. Southern (12/11/18)
3FG attempts	10	Memphis (2/22/15)
FT made	13	at Memphis (1/17/15)
FT attempts	15	at Memphis (1/17/15)

MISCELLANEOUS GAME STATS

Led team in scoring	40
Led team in rebounds	1
Led team in assists	38
Double Figure Points	65
Double Figure Rebounds	--
Double-Doubles	1
20-Point Games	25
30-Point Games	2
3+ Three Pointers	21
5+ Assists	17
3+ Steals	3
3+ Blocks	--

GAME-BY-GAME

Opponent	Date	gs	min	Total		3-Pointers		Free throws		Rebounds				pts	avg						
				fg-fga	pct	3fg-fga	pct	ft-fa	pct	off	def	tot	avg								
RIDER	11/06/	*	33	5-13	.38	2-4	.50	10-14	.71	1	1	2	2.0	1	4	2	0	1	22	22.0	
FLA. ATLANTIC	11/11/	*	36	9-14	.64	1-3	.33	10-12	.83	1	1	2	2.0	2	0	0	0	1	29	25.5	
vs Cal St. Fullerton	11/15/	*	31	4-12	.33	2-3	.66	4-4	1.00	0	2	2	2.0	2	2	1	0	1	14	21.7	
vs Saint Joseph's	11/16/	*	33	2-7	.28	1-4	.25	0-0	.00	0	2	2	2.0	3	2	2	0	0	5	17.5	
vs Western Ky.	11/18/	*	37	3-11	.27	2-4	.50	5-7	.71	1	0	1	1.8	0	4	2	0	1	13	16.6	
NORTHERN KY.	11/24/	*	34	1-8	.12	1-4	.25	7-11	.63	0	5	5	2.3	1	3	1	0	1	10	15.5	
ALABAMA	11/29/	*	37	6-11	.54	3-5	.60	9-11	.81	0	0	0	2.0	2	2	3	0	1	24	16.7	
at Mizzou	12/02/	*	32	2-10	.20	1-7	.14	7-7	1.00	0	2	2	2.0	4	4	3	0	0	12	16.1	
GRAMBLING	12/08/	*	35	5-13	.38	3-7	.42	8-9	.88	2	3	5	2.3	0	0	2	0	1	21	16.7	
GA. SOUTHERN	12/11/	*	38	10-17	.58	6-9	.66	9-11	.81	1	3	4	2.5	0	5	1	0	1	35	18.5	
Totals			10	346	47-116	.40	22-50	.44	69-86	.80	6	19	25	2.5	15	26	17	0	8	185	18.5

Games played: 10
 Minutes/game: 34.6
 Points/game: 18.5
 FG Pct: 40.5
 3FG Pct: 44.0
 FT Pct: 80.2

Rebounds/game: 2.5
 Assists/game: 2.6
 Turnovers/game: 1.7
 Assist/turnover ratio: 1.5
 Steals/game: 0.8



TERRELL ALLEN

6-3 | 185 | r-junior | guard
upper marlboro, md. | dematha catholic



KNIGHT NOTES

2018-19

- Ranks seventh in the nation with a 4.9 assist-to-turnover ratio, totaling 49 assists to just 10 turnovers.
- Has had at least four assists in every game and ranks fifth in The American with 4.9 assts per game.
- Ga. Southern 12/11: Scored 12 points and had six assists
- WKU 11/18: Had eight points with seven turnovers and just one turnover
- Saint Joe's 11/16: Led UCF with career-high 22 points on career-high four three-pointers
- FAU 11/11: Had eight points with five assists and just one turnover
- Rider 11/6: Scored 13 points, had five rebounds and dished out four assists with just one turnover

2017-18

- Played in all 32 games, starting 22 in first season on the court with the Knights.
- Led the Knights with 88 assists and 43 steals.
- Finished 10th in the The American with 1.3 steals per game.
- Recorded multiple assists in 23 of 32 games.
- Averaged 5.5 points and 3.0 rebounds in 30.0 minutes per game.
- Named to American Athletic Conference Honor Roll once.
- Stetson (12/19): Dished out a career high nine assists.
- Alabama (12/3): Led UCF to win with 16 points, eight assists and four steals.
- Gardner-Webb (11/15): Scored 12 points on perfect 4-for-4 shooting, with three assists and three steals in first start with the Knights.
- Mercer (11/10): Scored six points, had three rebounds and three steals in debut as a Knight.

2018-19 HIGHS

Points	22	vs. Saint Joe's (11/16/18)
Rebounds	5	Rider (11/6/18)
Assists	7	vs. WKU (11/18/18)
Steals	4	vs. WKU (11/18/18)
Blocks	--	--
FG made	8	vs. Saint Joe's (11/16/18)
FG attempts	11	vs. Saint Joe's (11/16/18)
3FG made	4	vs. Saint Joe's (11/16/18)
3FG attempts	5	2x, last Ga. Southern (12/11/18)
FT made	4	2x, last vs. WKU (11/18/18)
FT attempts	6	vs. WKU (11/18/18)

CAREER HIGHS

Points	22	vs. Saint Joe's (11/16/18)
Rebounds	8	at Hofstra (1/14/16)
Assists	9	at Stetson (12/19/17)
Steals	5	2x, last vs. ECU (3/8/18)
Blocks	1	4x, last vs. Hofstra (3/5/16)
FG made	8	2x, last vs. Saint Joe's (11/16/18)
FG attempts	13	3x, last at JMU (1/21/16)
3FG made	4	vs. Saint Joe's (11/16/18)
3FG attempts	5	4x, last vs. Saint Joe's (11/16/18)
FT made	10	Delaware (2/25/16)
FT attempts	15	High Point (11/18/15)

MISCELLANEOUS GAME STATS

Led team in scoring	9
Led team in rebounds	2
Led team in assists	39
Double Figure Points	21
Double Figure Rebounds	--
Double-Doubles	--
20-Point Games	2
30-Point Games	--
3+ Three Pointers	1
5+ Assists	20
3+ Steals	16
3+ Blocks	--

GAME-BY-GAME

Opponent	Date	gs	min	Total		3-Pointers		Free throws		Rebounds			pf	a	l/o	blk	stl	pts	avg		
				fg-fga	pct	3fg-fga	pct	ft-fga	pct	off	def	tot								avg	
RIDER	11/06/	*	30	4-6	.66	1-2	.50	4-5	.80	1	4	5	5.0	2	4	1	0	0	13	13.0	
FLA. ATLANTIC	11/11/	*	28	3-7	.42	2-4	.50	0-0	.00	0	2	2	3.5	2	5	1	0	0	8	10.5	
vs Cal St. Fullerton	11/15/	*	33	3-7	.42	1-2	.50	0-0	.00	0	3	3	3.3	1	4	0	0	2	7	9.3	
vs Saint Joseph's	11/16/	*	38	8-11	.72	4-5	.80	2-2	1.00	0	3	3	3.3	3	6	1	0	3	22	12.5	
vs Western Ky.	11/18/	*	35	2-5	.40	0-0	.00	4-6	.66	0	2	2	3.0	2	7	1	0	4	8	11.6	
NORTHERN KY.	11/24/	*	26	2-6	.33	0-0	.00	1-4	.25	1	3	4	3.2	4	5	0	0	0	5	10.5	
ALABAMA	11/29/	*	34	2-4	.50	0-0	.00	1-2	.50	0	4	4	3.3	4	4	2	0	0	5	9.7	
at Mizzou	12/02/	*	38	2-5	.40	1-3	.33	1-2	.50	1	2	3	3.3	3	4	1	0	1	6	9.3	
GRAMBLING	12/08/	*	29	1-1	1.00	1-1	1.00	0-0	.00	0	3	3	3.2	1	4	1	0	2	3	8.6	
GA. SOUTHERN	12/11/	*	33	5-9	.55	2-5	.40	0-0	.00	0	2	2	3.1	2	6	2	0	0	12	8.9	
Totals			10	324	32-61	.52	12-22	.54	13-21	.61	3	28	31	3.1	24	49	10	0	12	89	8.9

Games played: 10
 Minutes/game: 32.4
 Points/game: 8.9
 FG Pct: 52.5
 3FG Pct: 54.5
 FT Pct: 61.9

Rebounds/game: 3.1
 Assists/game: 4.9
 Turnovers/game: 1.0
 Assist/turnover ratio: 4.9
 Steals/game: 1.2



CEASAR DEJESUS

6-2 | 190 | r-sophomore | guard
west new york, n.j. | mt. zion prep (md.)



KNIGHT NOTES

2018-19

- Ga. Southern 12/11: Scored a season high nine points with one three-pointer
- Grambling 12/8: Scored eight points off the bench, going 4-for-4 from the free throw line
- Saint Joe's 11/16: Scored seven points with three rebounds
- FAU 11/11: Had five points, four assists and two steals
- Rider 11/6: Scored six points in 15 minutes off the bench

2017-18

- Played in and started all 32 games as a redshirt freshman, the most games started by a UCF freshman in program history.
- Named The American Rookie of the Week three times.
- Fifth on the team with 8.6 points per game.
- Also averaged 2.3 rebounds and was fourth on the team with 1.8 assists per game.
- Scored in double figures 10 times, leading the team in scoring in four games.
- Was fourth on the team with 24 steals, recording three steals in a game twice.
- Was 12th in The American with a .742 free throw percentage and improved that to second during league play with an .872 mark.
- UConn (1/10): Led the Knights with 13 points.
- Temple (1/7): Had 13 points and a season high three steals.
- Memphis (1/3): Scored 14 points on 4-of-9 shooting.
- ECU (12/31): Scored 15 points in the road win.
- Nebraska (11/23): Had 15 points on 6-of-10 shoot in win.
- Mercer (11/10): Led UCF with a season high 16 points and three steals in collegiate debut.

2018-19 HIGHS

Points	9	Ga. Southern (12/11/18)
Rebounds	3	3x, last at Missouri (12/2/18)
Assists	4	FAU (11/11/18)
Steals	2	FAU (11/11/18)
Blocks	--	--
FG made	3	2x, last vs. Saint Joe's (11/16/18)
FG attempts	5	3x, last Ga. Southern (12/11/18)
3FG made	1	3x, last Ga. Southern (12/11/18)
3FG attempts	2	3x, last Ga. Southern (12/11/18)
FT made	4	2x, last Ga. Southern (12/11/18)
FT attempts	4	2x, last Ga. Southern (12/11/18)

CAREER HIGHS

Points	16	Mercer (11/10/17)
Rebounds	6	at Stetson (12/19/17)
Assists	4	3x, last FAU (11/11/18)
Steals	3	2x, last Temple (1/7/18)
Blocks	--	--
FG made	6	2x, last vs. Nebraska (11/23/17)
FG attempts	13	at ECU (12/31/17)
3FG made	3	at ECU (12/31/17)
3FG attempts	5	at ECU (12/31/17)
FT made	5	4x, last Houston (2/3/18)
FT attempts	7	Mercer (11/10/17)

MISCELLANEOUS GAME STATS

Led team in scoring	4
Led team in rebounds	1
Led team in assists	6
Double Figure Points	10
Double Figure Rebounds	--
Double-Doubles	--
20-Point Games	--
30-Point Games	--
3+ Three Pointers	1
5+ Assists	--
3+ Steals	2
3+ Blocks	--

GAME-BY-GAME

Opponent	Date	gs	min	Total		3-Pointers		Free throws		Rebounds				pf	a	t/o	blk	stl	pts	avg
				fg	fga	pct	3fg	3fga	pct	ft	fta	pct	off							
RIDER	11/06/	15	3-5	.60	0-1	.00	0-1	.00	1	1	2	2.0	1	1	1	0	1	6	6.0	
FLA. ATLANTIC	11/11/	20	2-3	.66	1-2	.50	0-0	.00	0	2	2	2.0	1	4	1	0	2	5	5.5	
vs Cal St. Fullerton	11/15/	24	1-4	.25	0-1	.00	0-0	.00	0	3	3	2.3	1	0	1	0	0	2	4.3	
vs Saint Joseph's	11/16/	20	3-5	.60	1-2	.50	0-0	.00	2	1	3	2.5	1	1	1	0	0	7	5.0	
vs Western Ky.	11/18/	17	2-3	.66	0-0	.00	0-0	.00	0	2	2	2.4	0	2	2	0	1	4	4.8	
ALABAMA	11/29/	8	0-0	.00	0-0	.00	0-0	.00	0	0	0	2.0	0	0	0	0	0	0	4.0	
at Mizou	12/02/	6	0-0	.00	0-0	.00	1-2	.50	0	3	3	2.1	0	0	0	0	0	1	3.6	
GRAMBLING	12/08/	9	2-3	.66	0-1	.00	4-4	1.00	0	0	0	1.9	1	1	1	0	0	8	4.1	
GA. SOUTHERN	12/11/	18	2-5	.40	1-2	.50	4-4	1.00	1	1	2	1.9	1	1	1	0	0	9	4.7	
Totals		0	137	15-28	.53	3-9	.33	9-11	.81	4	13	17	1.9	6	10	8	0	4	42	4.7

Games played: 9
 Minutes/game: 15.2
 Points/game: 4.7
 FG Pct: 53.6
 3FG Pct: 33.3
 FT Pct: 81.8

Rebounds/game: 1.9
 Assists/game: 1.1
 Turnovers/game: 0.9
 Assist/turnover ratio: 1.3
 Steals/game: 0.4



DAYON GRIFFIN

6-4 | 210 | r-senior | guard
st. petersburg, fla. | st. petersburg hs



KNIGHT NOTES

2018-19

- NKU 11/24: Scored four points on 2-of-4 from the field after missing four games
- Rider 11/6: Scored five points on 2-of-4 shooting in 20 minutes off the bench

2017-18

- Played in all 32 games, starting four in first season on the court for the Knights.
- Fourth on the team with 8.7 points per game.
- Also averaged 4.1 rebounds per game, dished out 38 assists and picked up 26 steals.
- Led the Knights with 56 three-pointers.
- Made a three in 26 out of 32 games, recording multiple three-pointers 19 times.
- Scored in double figures in 16 games during the season.
- First UCF player to score in double figures in first three games as a Knight since 2000-01.
- UConn (1/31): Grabbed a career high eight rebounds to go with 12 points and two threes.
- Wichita (1/25): Led UCF with 15 points on three 3-pointers.
- Temple (1/7): Led the Knights with 15 points on 3-of-5 from beyond the arc.
- Mercer (11/10): Led the Knights with 16 points in debut as a Knight.

2018-19 HIGHS

Points	5	Rider (11/6/18)
Rebounds	2	2x, last at Missouri (12/2/18)
Assists	2	2x, last Alabama (11/29/18)
Steals	1	2x, last at Missouri (12/2/18)
Blocks	1	Grambling (12/8/18)
FG made	2	2x, last NKU (11/24/18)
FG attempts	4	4x, last Grambling (12/8/18)
3FG made	1	2x, last Alabama (11/29/18)
3FG attempts	3	3x, last Grambling (12/8/18)
FT made	--	--
FT attempts	--	--

CAREER HIGHS

Points	29	vs. ETSU (3/28/16)
Rebounds	8	UConn (1/31/18)
Assists	6	Rice (2/27/16)
Steals	4	3x, last vs. ETSU (3/28/16)
Blocks	2	4x, last SC State (12/21/17)
FG made	12	vs. ETSU (3/28/16)
FG attempts	20	vs. ETSU (3/28/16)
3FG made	7	Charlotte (1/9/16)
3FG attempts	10	2x, last at Tulsa (2/21/18)
FT made	6	Mercer (11/10/17)
FT attempts	9	Mercer (11/10/17)

MISCELLANEOUS GAME STATS

Led team in scoring	8
Led team in rebounds	3
Led team in assists	4
Double Figure Points	34
Double Figure Rebounds	--
Double-Doubles	--
20-Point Games	3
30-Point Games	--
3+ Three Pointers	15
5+ Assists	3
3+ Steals	8
3+ Blocks	--

GAME-BY-GAME

Opponent	Date	gs	min	Total		3-Pointers		Free throws		Rebounds				pf	a	t/o	blk	stl	pts	avg
				fg-fga	pct	3fg-fga	pct	ft-fga	pct	off	def	tot	avg							
RIDER	11/06/		20	2-4	.50	1-3	.33	0-0	.00	1	1	2	2.0	2	1	1	0	1	6	5.0
NORTHERN KY.	11/24/		13	2-4	.50	0-1	.00	0-0	.00	0	1	1	1.5	0	2	0	0	0	4	4.5
ALABAMA	11/29/		15	1-4	.25	1-3	.33	0-0	.00	0	1	1	1.3	0	2	0	0	3	4.0	
at Mizzou	12/02/		19	1-3	.33	0-2	.00	0-0	.00	0	2	2	1.5	1	1	1	0	1	2	3.5
GRAMBLING	12/08/		9	0-4	.00	0-3	.00	0-0	.00	0	0	0	1.2	1	1	0	1	0	0	2.8
GA. SOUTHERN	12/11/		4	0-2	.00	0-2	.00	0-0	.00	0	0	0	1.0	0	0	0	0	0	0	2.3
Totals			80	6-21	.28	2-14	.14	0-0	.00	1	5	6	1.0	4	7	2	1	2	14	2.3

Games played: 6
 Minutes/game: 13.3
 Points/game: 2.3
 FG Pct: 28.6
 3FG Pct: 14.3

Rebounds/game: 1.0
 Assists/game: 1.2
 Turnovers/game: 0.3
 Assist/turnover ratio: 3.5
 Steals/game: 0.3
 Blocks/game: 0.2



AUBREY DAWKINS

6-6 | 205 | r-junior | guard
durham, n.c. | new hampton prep (n.h.)



KNIGHT NOTES

2018-19

- Has scored in double figures in all 10 games this season, the first Knight to score in double figures in his first 10 games at UCF in the program's D1 era
- Ranks fourth in the conference with an 88.2 free throw percentage
- Named American Athletic Conference Player of the Week (Nov. 19)
- Named Myrtle Beach Invitational MVP
- Missouri 12/2: Led UCF with 22 points on 6-of-9 from the field and 4-of-7 from three
- Alabama 11/29: Scored 16 points on a career-high 10 free throws made
- WKU 11/18: Led UCF with 21 points on five three-pointers
- FAU 11/11: Scored 16 points for second straight game
- Rider 11/6: Recorded first career double-double with 16 points and a career high 10 rebounds

2016-18 at UCF

- Sat out the 2016-17 season due to NCAA transfer rules
- Missed all of the 2017-18 season after suffering shoulder injury during preseason

2014-16 at MICHIGAN

- As a sophomore, played in all 36 games with nine starts, averaging 15.8 minutes per game.
- Averaged 6.5 points and 2.5 rebounds in 2015-16.
- Scored in double figures 10 times with a season-best 19 points against Youngstown State (12/19).
- Named Michigan's "Sixth Man of the Year", producing five double-digit performance off the bench.
- Shot 50 percent from the field and 44 percent from behind the arc.
- As a freshman, played in 30 games with 13 starts, averaging 7.0 points and 20.7 minutes of action.
- Recorded eight double figure scoring games, including three 20-point performances.
- Scored a career-best 31 points against Rutgers (3/7).
- Shot 47.8 percent from the field and 43.8 percent from three-point range.

2018-19 HIGHS

Points	22	at Missouri (12/2/18)
Rebounds	10	Rider (11/6/18)
Assists	4	vs. WKU (11/18/18)
Steals	2	5x, last Grambling (12/8/18)
Blocks	2	Rider (11/6/18)
FG made	8	vs. WKU (11/18/18)
FG attempts	16	FAU (11/11/18)
3FG made	5	vs. WKU (11/18/18)
3FG attempts	9	vs. WKU (11/18/18)
FT made	10	Alabama (11/29/18)
FT attempts	10	Alabama (11/29/18)

GAME-BY-GAME

Opponent	Date	gs	min	Total		3-Pointers		Free throws		Rebounds				pf	a	t/o	blk	stl	pts	avg	
				fg-fga	pct	3fg-fga	pct	ft-fa	pct	off	def	tot	avg								
RIDER	11/06/	*	31	5-14	.35	1-8	.12	5-7	.71	1	9	10	10.0	2	0	3	2	2	16	16.0	
FLA. ATLANTIC	11/11/	*	31	6-16	.37	1-6	.16	3-3	1.00	2	3	5	7.5	2	1	1	0	0	16	16.0	
vs Cal St. Fullerton	11/15/	*	32	6-12	.50	1-6	.16	0-0	.00	1	3	4	6.3	2	0	2	0	2	13	15.0	
vs Saint Joseph's	11/16/	*	34	5-11	.45	2-6	.33	1-2	.50	0	6	6	6.3	2	0	1	0	1	13	14.5	
vs Western Ky.	11/18/	*	38	8-13	.61	5-9	.55	0-0	.00	0	4	4	5.8	3	4	0	0	0	21	15.8	
NORTHERN KY.	11/24/	*	34	5-9	.55	2-5	.40	0-0	.00	0	5	5	5.7	3	1	4	1	0	12	15.2	
ALABAMA	11/29/	*	36	3-10	.30	0-4	.00	10-10	1.00	0	2	2	5.1	1	3	1	1	2	16	15.3	
at Mizzou	12/02/	*	39	6-9	.66	4-7	.57	6-6	1.00	1	3	4	5.0	4	0	3	0	2	22	16.1	
GRAMBLING	12/08/	*	29	3-10	.30	1-2	.50	4-4	1.00	2	6	8	5.3	2	1	3	0	2	11	15.6	
GA. SOUTHERN	12/11/	*	35	4-13	.30	1-4	.25	1-2	.50	1	5	6	5.4	1	1	3	0	0	10	15.0	
Totals			10	339	51-117	.43	18-57	.31	30-34	.88	8	46	54	5.4	22	11	21	4	11	150	15.0

Games played: 10
 Minutes/game: 33.9
 Points/game: 15.0
 FG Pct: 43.6
 3FG Pct: 31.6
 FT Pct: 88.2

Rebounds/game: 5.4
 Assists/game: 1.1
 Turnovers/game: 2.1
 Assist/turnover ratio: 0.5
 Steals/game: 1.1
 Blocks/game: 0.4

CAREER HIGHS

Points	31	Rutgers (3/7/15)
Rebounds	10	Rider (11/6/18)
Assists	4	vs. WKU (11/18/18)
Steals	2	8x, last Grambling (12/8/18)
Blocks	2	2x, last Rider (11/6/18)
FG made	10	Rutgers (3/7/15)
FG attempts	16	FAU (11/11/18)
3FG made	8	Rutgers (3/7/15)
3FG attempts	11	Rutgers (3/7/15)
FT made	10	Alabama (11/29/18)
FT attempts	10	Alabama (11/29/18)

MISCELLANEOUS GAME STATS

Led team in scoring	7
Led team in rebounds	4
Led team in assists	1
Double Figure Points	28
Double Figure Rebounds	1
Double-Doubles	1
20-Point Games	5
30-Point Games	1
3+ Three Pointers	12
5+ Assists	--
3+ Steals	--
3+ Blocks	--



FRANKBERTZ

6-5 | 180 | junior | guard
hesperia, calif. | sultana hs



KNIGHT NOTES

2018-19

- Grambling 12/8: Scored eight points and went 2-of-2 from beyond the arc
- WKU 11/18: Scored 11 points on three three-pointers
- Saint Joe's 11/16: Scored 10 points on two three-pointers
- Rider 11/6: Made UCF debut

Prior to UCF

- A two-year starter at East Los Angeles College
- As a sophomore, shot 79-of-166 (48%) from three-point range
- Also averaged 13.2 points and 3.6 rebounds per game, while shooting 88 percent from the free throw line
- Led ELAC to a 24-6 overall record and a 9-1 league mark
- His squad won the South Coast Conference Championship
- Earned First Team All-Conference honors

2018-19 HIGHS

Points	11	WKU (11/18/18)
Rebounds	5	2x, last Grambling (12/8/18)
Assists	2	Saint Joe's (11/16/18)
Steals	2	Saint Joe's (11/16/18)
Blocks	--	--
FG made	4	Saint Joe's (11/16/18)
FG attempts	9	WKU (11/18/18)
3FG made	3	WKU (11/18/18)
3FG attempts	7	WKU (11/18/18)
FT made	2	2x, last WKU (11/18/18)
FT attempts	2	2x, last WKU (11/18/18)

CAREER HIGHS

Points	11	WKU (11/18/18)
Rebounds	5	Fullerton (11/15/18)
Assists	2	Saint Joe's (11/16/18)
Steals	2	Saint Joe's (11/16/18)
Blocks	--	--
FG made	4	Saint Joe's (11/16/18)
FG attempts	9	WKU (11/18/18)
3FG made	3	WKU (11/18/18)
3FG attempts	7	WKU (11/18/18)
FT made	2	2x, last WKU (11/18/18)
FT attempts	2	2x, last WKU (11/18/18)

MISCELLANEOUS GAME STATS

Led team in scoring	--
Led team in rebounds	--
Led team in assists	--
Double Figure Points	2
Double Figure Rebounds	--
Double-Doubles	--
20-Point Games	--
30-Point Games	--
3+ Three Pointers	1
5+ Assists	--
3+ Steals	--
3+ Blocks	--

GAME-BY-GAME

Opponent	Date	gs	min	Total		3-Pointers		Free throws		Rebounds			pf	a	t/o	blk	stl	pts	avg	
				fg	fga	pc%	3fg	3fga	pc%	ft	fta	pc%								off
RIDER	11/06/	2	0-1	.00	0-1	.00	0-0	.00	0	0	0	0.0	2	1	0	0	0	0	0.0	
FLA. ATLANTIC	11/11/	10	0-4	.00	0-3	.00	2-2	1.00	0	3	3	1.5	2	0	2	0	1	2	1.0	
vs Cal St. Fullerton	11/15/	11	0-2	.00	0-1	.00	0-0	.00	1	4	5	2.7	1	0	1	0	1	0	0.7	
vs Saint Joseph's	11/16/	20	4-6	.66	2-4	.50	0-0	.00	1	3	4	3.0	0	2	0	0	2	10	3.0	
vs Western Ky.	11/18/	18	3-9	.33	3-7	.42	2-2	1.00	1	2	3	3.0	1	1	1	0	1	11	4.6	
NORTHERN KY.	11/24/	14	1-4	.25	1-3	.33	0-1	.00	2	2	4	3.2	0	0	0	0	0	3	4.3	
ALABAMA	11/29/	5	1-2	.50	1-2	.50	0-0	.00	0	1	1	2.9	0	0	0	0	0	3	4.1	
at Mizzou	12/02/	2	0-0	.00	0-0	.00	0-0	.00	0	0	0	2.5	0	0	0	0	0	0	3.6	
GRAMBLING	12/08/	16	3-4	.75	2-2	1.00	0-0	.00	3	2	5	2.8	2	0	1	0	1	8	4.1	
GA. SOUTHERN	12/11/	9	1-3	.33	0-1	.00	0-0	.00	0	0	0	2.5	3	1	0	0	0	2	3.9	
Totals		0	107	13-35	.37	9-24	.37	4-5	.80	8	17	25	2.5	11	5	5	0	6	39	3.9

Games played: 10
 Minutes/game: 10.7
 Points/game: 3.9
 FG Pct: 37.1
 3FG Pct: 37.5
 FT Pct: 80.0

Rebounds/game: 2.5
 Assists/game: 0.5
 Turnovers/game: 0.5
 Assist/turnover ratio: 1.0
 Steals/game: 0.6



CHAD BROWN

6-9 | 245 | senior | forward
deltona, fla. | deltona hs



KNIGHT NOTES

2018-19

- Ranks fourth in The American with 1.4 blocked shots per game
- Missouri 12/2: Led UCF with eight rebounds and had two blocked shots
- Alabama 11/29: Scored eight points and led the Knights with eight rebounds
- NKU 11/24: Totaled season highs of three blocks and seven rebounds
- WKU 11/18: Had six points on 3-of-3 from the field with five rebounds
- Fullerton 11/15: Scored eight points, with five boards and two blocks

2017-18

- Played in all 32 games, starting 15 times.
- Averaged 5.2 points and was third on the team with 4.6 rebounds per game.
- Led the Knights with 34 blocked shots, ranking eighth in the league with 1.1 blocks per game.
- Was 11th in the league with 1.8 offensive rebounds per game during conference games.
- ECU (3/8): Had eight points and tied a career high with 10 boards.
- Memphis (2/11): Had seven points, eight rebounds and three blocks.
- USF (1/20): Matched career highs with 13 points and 10 rebounds.
- St. John's (11/26): Led the Knights in scoring for the first time with 12 points
- Gardner-Webb (11/15): Scored 10 points, had a career high 10 rebounds and blocked a career best five shots for first career double-double.

2018-19 HIGHS

Points	8	2x, last Alabama (11/29/18)
Rebounds	8	2x, last at Missouri (12/2/18)
Assists	2	vs. Fullerton (11/15/18)
Steals	2	Alabama (11/29/18)
Blocks	3	NKU (11/24/18)
FG made	3	4x, last Alabama (11/29/18)
FG attempts	7	vs. Saint Joe's (11/16/18)
3FG made	--	--
3FG attempts	--	--
FT made	3	Grambling (12/8/18)
FT attempts	8	Alabama (11/29/18)

CAREER HIGHS

Points	13	2x, last at USF (1/20/18)
Rebounds	10	3x, last vs. ECU (3/8/18)
Assists	2	2x, last vs. Fullerton (11/15/18)
Steals	3	vs. ECU (3/8/18)
Blocks	5	G-WU (11/15/17)
FG made	6	at USF (1/20/18)
FG attempts	8	2x, last at USF (1/20/18)
3FG made	-	--
3FG attempts	-	--
FT made	8	2x, last vs. St. John's (11/26/17)
FT attempts	13	vs. St. John's (11/26/17)

MISCELLANEOUS GAME STATS

Led team in scoring	1
Led team in rebounds	11
Led team in assists	1
Double Figure Points	9
Double Figure Rebounds	3
Double-Doubles	2
20-Point Games	--
30-Point Games	--
3+ Three Pointers	--
5+ Assists	--
3+ Steals	1
3+ Blocks	7

GAME-BY-GAME

Opponent	Date	gs	min	Total		3-Pointers		Free throws		Rebounds				pf	a	t/o	blk	stl	pts	avg
				fg-fga	pct	3fg-fga	pct	ft-fa	pct	off	def	tot	avg							
RIDER	11/06/	14	1-1	1.00	0-0	.00	0-0	.00	0	2	2	2.0	5	0	0	2	0	2	2.0	
FLA. ATLANTIC	11/11/	19	1-2	.50	0-0	.00	1-2	.50	3	2	5	3.5	0	0	0	2	1	3	2.5	
vs Cal St. Fullerton	11/15/	20	3-5	.60	0-0	.00	2-2	1.00	2	3	5	4.0	2	2	0	2	0	8	4.3	
vs Saint Joseph's	11/16/	16	3-7	.42	0-0	.00	0-0	.00	2	2	4	4.0	1	1	0	0	0	6	4.8	
vs Western Ky.	11/18/	13	3-3	1.00	0-0	.00	0-0	.00	1	4	5	4.2	4	0	1	1	0	6	5.0	
NORTHERN KY.	11/24/	21	2-4	.50	0-0	.00	1-1	1.00	0	7	7	4.7	1	0	0	3	0	5	5.0	
ALABAMA	11/29/	27	3-4	.75	0-0	.00	2-8	.25	1	7	8	5.1	1	0	0	1	2	8	5.4	
at Mizzou	12/02/	24	1-3	.33	0-0	.00	0-0	.00	2	6	8	5.5	1	0	1	2	0	2	5.0	
GRAMBLING	12/08/	16	1-4	.25	0-0	.00	3-6	.50	1	3	4	5.3	2	1	1	1	0	5	5.0	
GA. SOUTHERN	12/11/	17	1-2	.50	0-0	.00	0-0	.00	1	4	5	5.3	0	1	1	0	0	2	4.7	
Totals		0	187	19-35	.54	0-0	9-19	.47	13	40	53	5.3	17	5	5	14	3	47	4.7	

Games played: 10
Minutes/game: 18.7
Points/game: 4.7
FG Pct: 54.3
FT Pct: 47.4

Rebounds/game: 5.3
Assists/game: 0.5
Turnovers/game: 0.5
Assist/turnover ratio: 1.0
Steals/game: 0.3
Blocks/game: 1.4



CHANCE MCSPADDEN KNIGHT NOTES

6-4 | 185 | r-junior | guard
winter haven, fla. | winter haven hs



2018-19

- NKU 11/24: Played a season high 12 minutes, grabbing four rebounds
- FAU 11/11: Knocked down one three-pointer
- Rider 11/6: Scored two points in eight minutes off the bench

2017-18

- Played in 18 games, starting three, missing 14 contests due to injury.
- Averaged 5.3 points and 2.9 rebounds per game.
- Added 10 assists and 13 steals.
- SC State (12/21): Scored 10 points, with four rebounds, three assists, two blocks and three steals.
- William & Mary (11/18): Led UCF with 18 points, five rebounds and four assists.
- Gardner-Webb (11/15): Grabbed a career high eight rebounds to go with nine points.
- Mercer (11/10): Scored 13 points in first game back after season-long knee injury.

2018-19 HIGHS

Points	3	FAU (11/11/18)
Rebounds	4	NKU (11/24/18)
Assists	1	2x, last NKU (11/24/18)
Steals	1	vs. Fullerton (11/15/18)
Blocks	--	--
FG made	1	2x, last FAU (11/11/18)
FG attempts	3	Rider (11/6/18)
3FG made	1	FAU (11/11/18)
3FG attempts	2	Rider (11/6/18)
FT made	--	--
FT attempts	2	vs. Fullerton (11/15/18)

CAREER HIGHS

Points	21	at Stetson (12/2/15)
Rebounds	8	G-WU (11/15/17)
Assists	7	Houston (2/24/16)
Steals	5	Illinois-Chicago (12/5/15)
Blocks	2	SC State (12/21/17)
FG made	7	2x, last W&M (11/18/17)
FG attempts	12	Houston (2/24/16)
3FG made	3	at Stetson (12/2/15)
3FG attempts	6	at Stetson (12/2/15)
FT made	7	at USF (1/20/16)
FT attempts	8	2x, last G-WU (11/15/17)

MISCELLANEOUS GAME STATS

Led team in scoring	2
Led team in rebounds	2
Led team in assists	4
Double Figure Points	10
Double Figure Rebounds	--
Double-Doubles	--
20-Point Games	1
30-Point Games	--
3+ Three Pointers	1
5+ Assists	3
3+ Steals	2
3+ Blocks	--

GAME-BY-GAME

Opponent	Date	gs	min	Total		3-Pointers		Free throws		Rebounds			pf	a	t/o	blk	stl	pts	avg	
				fg	fga	pct	3fg	3fga	pct	ft	fta	pct								off
RIDER	11/06/	8	1-3	.33	0-2	.00	0-1	.00	0	2	2	2.0	0	0	1	0	0	2	2.0	
FLA. ATLANTIC	11/11/	11	1-1	1.00	1-1	1.00	0-1	.00	1	0	1	1.5	2	0	1	0	0	3	2.5	
vs Cal St. Fullerton	11/15/	2	0-0	.00	0-0	.00	0-2	.00	1	1	2	1.7	0	1	0	0	1	0	1.7	
vs Saint Joseph's	11/16/	3	0-0	.00	0-0	.00	0-0	.00	0	1	1	1.5	0	0	0	0	0	0	1.3	
NORTHERN KY.	11/24/	12	0-1	.00	0-0	.00	0-0	.00	1	3	4	2.0	2	1	0	0	0	0	1.0	
at Mizzou	12/02/	dnp	-	-	-	-	-	-	-	-	-	-	-	-	-	-	-	-	-	
GRAMBLING	12/08/	5	0-0	.00	0-0	.00	0-0	.00	0	1	1	1.8	1	0	1	0	0	0	0.8	
Totals		0	41	2-5	.40	1-3	.33	0-4	.00	3	8	11	1.8	5	2	3	0	1	5	0.8

Games played: 6
 Minutes/game: 6.8
 Points/game: 0.8
 FG Pct: 40.0
 3FG Pct: 33.3
 FT Pct: 0.0

Rebounds/game: 1.8
 Assists/game: 0.3
 Turnovers/game: 0.5
 Assist/turnover ratio: 0.7
 Steals/game: 0.2



TACKO FALL

7-6 | 310 | senior | center
dakar, senegal | liberty christian prep



KNIGHT NOTES

2018-19

- With 229 career blocks, he is the all-time leader at UCF for blocked shots.
- Leads The American with a 78.3 field goal percentage and would lead the nation if he took enough attempts per game to qualify
- Also leads The American and ranks third in the nation with 3.4 blocked shots per game
- Now has 701 career rebounds and is fifth all-time in UCF history.
- His rebound average of 7.6 boards per game is the eighth best in UCF history.
- Has had 19 blocks in the last four games
- Ga. Southern 12/11: Scored 14 points to with four blocked shots
- NKU 11/24: Had a season high 20 points to go with nine rebounds
- Named to Myrtle Beach Invitational All-Tournament Team
- WKU 11/18: Scored 13 points with six rebounds
- Saint Joe's 11/16: Scored 12 points on 6-of-8 shooting with nine rebounds and four blocks
- Fullerton 11/15: Scored 12 points and had 10 rebounds for first double-double of the season
- Named Preseason Second Team All-Conference by The American
- Also named to the Kareem Abdul-Jabbar Award Preseason Watch List

2017-18

- Shot .736 from the field (343-466), setting a new UCF single-season record.
- Played in 16 games, starting 15 and missing 16 contests due to injury.
- Was third on the team with 11.3 points per game and second with 7.3 rebounds per outing.
- Also second on the team with 31 blocked shots.
- Twice named to The American's Weekly Honor Roll.

2018-19 HIGHS

Points	20	NKU (11/24/18)
Rebounds	10	vs. Fullerton (11/15/18)
Assists	2	2x, last vs. WKU (11/18/18)
Steals	1	vs. Saint Joe's (11/16/18)
Blocks	6	at Missouri (12/2/18)
FG made	7	NKU (11/24/18)
FG attempts	8	4x, last Alabama (11/29/18)
3FG made	--	--
3FG attempts	--	--
FT made	6	NKU (11/24/18)
FT attempts	15	NKU (11/24/18)

CAREER HIGHS

Points	31	Miami (OH) (12/18/16)
Rebounds	17	Penn (12/12/16)
Assists	3	Md. ES (12/10/16)
Steals	2	Penn (12/12/16)
Blocks	6	3x, last at Missouri (12/2/18)
FG made	13	vs. Miss State (11/17/16)
FG attempts	17	vs. Miss State (11/17/16)
3FG made	-	--
3FG attempts	1	ECU (1/3/17)
FT made	9	Miami (OH) (12/18/16)
FT attempts	15	NKU (11/24/18)

MISCELLANEOUS GAME STATS

Led team in scoring	18
Led team in rebounds	42
Led team in assists	--
Double Figure Points	44
Double Figure Rebounds	25
Double-Doubles	19
20-Point Games	6
30-Point Games	1
3+ Three Pointers	--
5+ Assists	--
3+ Steals	--
3+ Blocks	41

GAME-BY-GAME

Opponent	Date	qs	min	Total		3-Pointers		Free throws		Rebounds				pts							
				fg-fga	pct	3fg-fga	pct	ft-fga	pct	off	def	tot	avg	of	a	t/o	b/k	stl	pts	avg	
RIDER	11/06/	*	17	2-2	1.00	0-0	.00	0-2	.00	0	6	6	6.0	4	0	1	5	0	4	4.0	
FLA. ATLANTIC	11/11/	*	23	4-4	1.00	0-0	.00	1-4	.25	1	6	7	6.5	3	1	3	0	0	9	6.5	
vs Cal St. Fullerton	11/15/	*	20	5-7	.71	0-0	.00	2-4	.50	2	8	10	7.7	4	2	1	3	0	12	8.3	
vs Saint Joseph's	11/16/	*	21	6-8	.75	0-0	.00	0-0	.00	3	6	9	8.0	1	1	3	4	1	12	9.3	
vs Western Ky.	11/18/	*	25	6-8	.75	0-0	.00	1-9	.11	2	4	6	7.6	3	2	2	2	0	13	10.0	
NORTHERN KY.	11/24/	*	23	7-8	.87	0-0	.00	6-15	.40	3	6	9	7.8	3	0	1	1	0	20	11.7	
ALABAMA	11/29/	*	19	5-8	.62	0-0	.00	0-3	.00	2	0	2	7.0	4	0	2	4	0	10	11.4	
at Mizzou	12/02/	*	37	3-3	1.00	0-0	.00	0-3	.00	2	2	4	6.6	2	0	3	6	0	6	10.8	
GRAMBLING	12/08/	*	24	3-5	.60	0-0	.00	1-6	.16	0	8	8	6.8	2	0	2	5	0	7	10.3	
GA. SOUTHERN	12/11/	*	27	6-7	.85	0-0	.00	2-3	.66	3	1	4	6.5	3	0	2	4	0	14	10.7	
Totals			10	236	47-60	.78	0-0	.00	13-49	.26	18	47	65	6.5	29	6	20	34	1	107	10.7

Games played: 10
 Minutes/game: 23.6
 Points/game: 10.7
 FG Pct: 78.3
 FT Pct: 26.5

Rebounds/game: 6.5
 Assists/game: 0.6
 Turnovers/game: 2.0
 Assist/turnover ratio: 0.3
 Steals/game: 0.1
 Blocks/game: 3.4



COLLIN SMITH

6-11 | 245 | r-sophomore | forward
jacksonville, fla. | the bolles school



KNIGHT NOTES

2018-19

- Second on the team with 6.4 rebounds per game
- Ga. Southern 12/11: Had second double-double of the season with 11 points and 10 boards
- Missouri 12/2: Scored 11 points with four rebounds
- NKU 11/24: Had seven points and tied for the team lead with nine rebounds
- WKU 11/18: Led the Knights with eight rebounds
- FAU 11/11: Struggled through foul trouble
- Rider 11/6: Recorded second career double-double with 14 points and a career high 13 rebounds

2017-18

- Sat out due to NCAA transfer rules

2016-17 at GW

- Started 17 of 34 games as a freshman at George Washington
- Ranked third on the team in rebounds with 4.4 per game
- Was second on the team in blocked shots with 29
- Scored in double figures in six games
- Recorded first career double-double with 12 points and a career-high 11 rebounds against Saint Joseph's (12/30)
- Scored career-high of 22 points on 8-of-13 shooting against South Florida (12/3)
- Also hit the game-winning three-pointer with 3.5 seconds left against the Bulls

2018-19 HIGHS

Points	14	Rider (11/6/18)
Rebounds	13	Rider (11/6/18)
Assists	3	4x, last Ga. Southern (12/11/18)
Steals	1	2x, last at Missouri (12/2/18)
Blocks	1	2x, last Ga. Southern (12/11/18)
FG made	4	4x, last Ga. Southern (12/11/18)
FG attempts	11	vs. Fullerton (11/15/18)
3FG made	2	Ga. Southern (12/11/18)
3FG attempts	4	Ga. Southern (12/11/18)
FT made	6	Rider (11/6/18)
FT attempts	15	Rider (11/6/18)

CAREER HIGHS

Points	22	USF (12/3/16)
Rebounds	13	Rider (11/6/18)
Assists	3	4x, last Ga. Southern (12/11/18)
Steals	4	USF (12/3/16)
Blocks	4	Penn State (11/26/16)
FG made	8	USF (12/3/16)
FG attempts	13	USF (12/3/16)
3FG made	2	3x, last Ga. Southern (12/11/18)
3FG attempts	4	Ga. Southern (12/11/18)
FT made	6	Rider (11/6/18)
FT attempts	15	Rider (11/6/18)

MISCELLANEOUS GAME STATS

Led team in scoring	1
Led team in rebounds	7
Led team in assists	--
Double Figure Points	10
Double Figure Rebounds	4
Double-Doubles	3
20-Point Games	1
30-Point Games	--
3+ Three Pointers	--
5+ Assists	--
3+ Steals	1
3+ Blocks	4

GAME-BY-GAME

Opponent	Date	gs	min	Total		3-Pointers		Free throws		Rebounds				pf	a	t/o	blk	stl	pts	avg	
				fg	fga	pct	3fg	3fga	pct	ft	fta	pct	off								def
RIDER	11/06/	*	30	4-10	.40	0-1	.00	6-15	.40	6	7	13	13.0	3	3	1	1	0	14	14.0	
FLA. ATLANTIC	11/11/	*	21	2-5	.40	0-1	.00	0-2	.00	1	1	2	7.5	5	3	3	0	0	4	9.0	
vs Cal St. Fullerton	11/15/	*	27	4-11	.36	0-2	.00	4-7	.57	2	3	5	6.7	4	1	4	0	0	12	10.0	
vs Saint Joseph's	11/16/	*	15	1-3	.33	0-0	.00	0-0	.00	1	2	3	5.8	2	1	2	0	1	2	8.0	
vs Western Ky.	11/18/	*	17	1-3	.33	0-0	.00	0-0	.00	2	6	8	6.2	4	0	2	0	0	2	6.8	
NORTHERN KY.	11/24/	*	23	2-6	.33	1-1	1.00	2-4	.50	2	7	9	6.7	3	2	2	0	0	7	6.8	
ALABAMA	11/29/	*	19	0-2	.00	0-1	.00	1-2	.50	0	6	6	6.6	2	1	1	0	0	1	6.0	
at Mizzou	12/02/	*	28	4-7	.57	0-1	.00	3-3	1.00	1	3	4	6.3	3	0	1	0	1	11	6.6	
GRAMBLING	12/08/	*	23	1-3	.33	0-0	.00	2-2	1.00	0	4	4	6.0	3	3	1	0	0	4	6.3	
GA. SOUTHERN	12/11/	*	19	4-8	.50	2-4	.50	1-3	.33	2	8	10	6.4	4	3	1	1	0	11	6.8	
Totals			10	222	23-58	.39	3-11	.27	19-38	.50	17	47	64	6.4	33	17	18	2	2	68	6.8

Games played: 10
 Minutes/game: 22.2
 Points/game: 6.8
 FG Pct: 39.7
 3FG Pct: 27.3
 FT Pct: 50.0

Rebounds/game: 6.4
 Assists/game: 1.7
 Turnovers/game: 1.8
 Assist/turnover ratio: 0.9
 Steals/game: 0.2
 Blocks/game: 0.2



OVERALL STATISTICS

**Orlando's Hometown Team Statistics
UCF Combined Team Statistics (as of Dec 11, 2018)
All games**

RECORD:	OVERALL	HOME	AWAY	NEUTRAL
ALL GAMES	8-2	5-1	0-1	3-0
CONFERENCE	0-0	0-0	0-0	0-0
NON-CONFERENCE	8-2	5-1	0-1	3-0

#	Player	gp-gs	min	avg	Total		3-Point		F-Throw		Rebounds				pf	dq	a	to	blk	stl	pts	avg
					fg-fga	fg%	3fg-fga	3fg%	ft-fa	ft%	off	def	tot	avg								
01	Taylor,B.J.	10-10	346	34.6	47-116	.40	22-50	.44	69-86	.80	6	19	25	2.5	15	0	26	17	0	8	185	18.5
15	Dawkins,Aubrey	10-10	339	33.9	51-117	.43	18-57	.31	30-34	.88	8	46	54	5.4	22	0	11	21	4	11	150	15.0
24	Fall,Tacko	10-10	236	23.6	47-60	.78	0-0	.00	13-49	.26	18	47	65	6.5	29	0	6	20	34	1	107	10.7
02	Allen,Terrell	10-10	324	32.4	32-61	.52	12-22	.54	13-21	.61	3	28	31	3.1	24	0	49	10	0	12	89	8.9
35	Smith,Collin	10-10	222	22.2	23-58	.39	3-11	.27	19-38	.50	17	47	64	6.4	33	1	17	18	2	2	68	6.8
21	Brown,Chad	10-0	187	18.7	19-35	.54	0-0	.00	9-19	.47	13	40	53	5.3	17	1	5	5	14	3	47	4.7
04	DeJesus,Ceasar	9-0	137	15.2	15-28	.53	3-9	.33	9-11	.81	4	13	17	1.9	6	0	10	8	0	4	42	4.7
20	Bertz,Frank	10-0	107	10.7	13-35	.37	9-24	.37	4-5	.80	8	17	25	2.5	11	0	5	5	0	6	39	3.9
12	Grant,Xavier	1-0	2	2.0	1-1	1.000	1-1	1.000	0-0	.00	0	0	0	0.0	0	0	0	0	0	0	3	3.0
10	Griffin,Dayon	6-0	80	13.3	6-21	.28	2-14	.14	0-0	.00	1	5	6	1.0	4	0	7	2	1	2	14	2.3
22	McSpadden,Chanc	6-0	41	6.8	2-5	.40	1-3	.33	0-4	.00	3	8	11	1.8	5	0	2	3	0	1	5	0.8
13	Renaud,Levy	1-0	2	2.0	0-1	.00	0-0	.00	0-0	.00	0	0	0	0.0	0	0	0	1	0	0	0	0.0
25	Anders,Ryan	1-0	1	1.0	0-0	.00	0-0	.00	0-0	.00	0	1	1	1.0	0	0	0	0	0	0	0	0.0
Team											24	28	52				7					
Total.....		10	2024		256-538	.47	71-191	.37	166-267	.62	105	299	404	40.4	166	2	138	117	55	50	749	74.9
Opponents.....		10	2021		238-615	.38	71-221	.32	88-166	.53	123	233	356	35.6	231	-	126	119	27	54	635	63.5

TEAM STATISTICS	UCF	OPP	Date	Opponent	Score	Att.
SCORING	749	635	11/06/18	RIDER	w 84-70	4870
Points per game	74.9	63.5	11/11/18	FLA. ATLANTIC	L 79-80	4304
Scoring margin	+11.4	-	11/15/18	vs Cal St. Fullerton	w 68-52	1317
FIELD GOALS-ATT	256-538	238-615	11/16/18	vs Saint Joseph's	w 77-57	1050
Field goal pct	.476	.387	11/18/18	vs Western Ky.	w 78-62	3018
3 POINT FG-ATT	71-191	71-221	11/24/18	NORTHERN KY.	w 66-53	3374
3-point FG pct	.372	.321	11/29/18	ALABAMA	w 70-64	4449
3-pt FG made per gam	7.1	7.1	12/02/18	at Mizzou	Lot 62-64	10067
FREE THROWS-ATT	166-267	88-166	12/08/18	GRAMBLING	w 70-45	3798
Free throw pct	.622	.530	12/11/18	GA. SOUTHERN	w 95-88	3632
F-Throws made per ga	16.6	8.8	* = Conference game			
REBOUNDS	404	356				
Rebounds per game	40.4	35.6				
Rebounding margin	+4.8	-				
ASSISTS	138	126				
Assists per game	13.8	12.6				
TURNOVERS	117	119				
Turnovers per game	11.7	11.9				
Turnover margin	+0.2	-				
Assist/turnover ratio	1.2	1.1				
STEALS	50	54				
Steals per game	5.0	5.4				
BLOCKS	55	27				
Blocks per game	5.5	2.7				
ATTENDANCE	24427	15452				
Home games-Avg/Gam	6-4071	1-10067				
Neutral site-Avg/Game	-	3-1795				

Score by Periods	1st	2nd	OT	Totals
UCF	342	402	5	749



GAME-BY-GAME STATISTICS

**Orlando's Hometown Team Statistics
UCF Team Game-by-Game (as of Dec 11, 2018)
All games**

TEAM STATISTICS

Opponent	Date	Score	W/L	Total		3-Pointers		Free throws		Rebounds				pf	a	t/o	blk	stl	pts	avg
				fg-fga	pct	3fg-fga	pct	ft-fa	pct	off	def	tot	avg							
RIDER	11/06/	84-70	W	27-59	.45	5-22	.22	25-45	.55	12	35	47	47.0	22	14	11	10	5	84	84.0
FLA. ATLANTIC	11/11/	79-80	L	28-56	.50	6-20	.30	17-26	.65	12	26	38	42.5	19	14	13	2	5	79	81.5
vs Cal St. Fullerton	11/15/	68-52	W	26-60	.43	4-15	.26	12-19	.63	13	32	45	43.3	17	12	11	5	7	68	77.0
vs Saint Joseph's	11/16/	77-57	W	32-58	.55	10-21	.47	3-4	.75	11	29	40	42.5	13	14	13	4	8	77	77.0
vs Western Ky.	11/18/	78-62	W	28-55	.50	10-20	.50	12-24	.50	11	25	36	41.2	17	20	11	3	7	78	77.2
NORTHERN KY.	11/24/	66-53	W	22-50	.44	5-14	.35	17-36	.47	10	41	51	42.8	17	14	9	5	1	66	75.3
ALABAMA	11/29/	70-64	W	21-45	.46	5-15	.33	23-36	.63	4	25	29	40.9	14	12	9	6	5	70	74.6
at Mizzou	12/02/	62-64	Lot	19-40	.47	6-20	.30	18-23	.78	7	25	32	39.8	18	9	15	8	5	62	73.0
GRAMBLING	12/08/	70-45	W	20-49	.40	8-17	.47	22-31	.71	13	34	47	40.6	15	11	14	7	6	70	72.7
GA. SOUTHERN	12/11/	95-88	W	33-66	.50	12-27	.44	17-23	.73	12	27	39	40.4	14	18	11	5	1	95	74.9
UCF		749		256-538	.476	71-191	.372	166-267	.622	105	299	404	40.4	166	138	117	55	50	749	74.9
Opponents		635		238-615	.387	71-221	.321	88-166	.530	123	233	356	35.6	231	126	119	27	54	635	63.5

Games played: 10
Points/game: 74.9
FG Pct: 47.6
3FG Pct: 37.2
FT Pct: 62.2

Rebounds/game: 40.4
Assists/game: 13.8
Turnovers/game: 11.7
Assist/turnover ratio: 1.2
Steals/game: 5.0
Blocks/game: 5.5



OPPONENT GAME-BY-GAME STATISTICS

**Orlando's Hometown Team Statistics
UCF Opponent Game-by-Game (as of Dec 11, 2018)
All games**

OPPONENT STATISTICS

Opponent	Date	Score	W/L	Total		3-Pointers		Free throws		Rebounds				pf	a	t/o	blk	stl	pts	avg
				fg-fga	pct	3fg-fga	pct	ft-fga	pct	off	def	tot	avg							
RIDER	11/06/	84-70	W	27-69	.39	7-17	.41	9-24	.37	16	31	47	47.0	32	15	17	1	6	70	70.0
FLA. ATLANTIC	11/11/	79-80	L	28-67	.41	12-34	.35	12-18	.66	17	23	40	43.5	27	14	13	1	6	80	75.0
vs Cal St. Fullerton	11/15/	68-52	W	19-55	.34	4-17	.23	10-18	.55	8	25	33	40.0	20	12	12	4	6	52	67.3
vs Saint Joseph's	11/16/	77-57	W	21-55	.38	9-25	.36	6-13	.46	10	15	25	36.2	9	12	11	3	6	57	64.8
vs Western Ky.	11/18/	78-62	W	22-55	.40	4-12	.33	14-21	.66	11	23	34	35.8	24	15	15	4	7	62	64.2
NORTHERN KY.	11/24/	66-53	W	19-59	.32	8-31	.25	7-17	.41	7	28	35	35.7	28	14	6	3	2	53	62.3
ALABAMA	11/29/	70-64	W	25-66	.37	5-24	.20	9-14	.64	19	27	46	37.1	24	14	14	5	3	64	62.6
at Mizzou	12/02/	62-64	Lot	23-63	.36	12-29	.41	6-11	.54	17	16	33	36.6	21	7	10	0	6	64	62.8
GRAMBLING	12/08/	70-45	W	17-58	.29	3-16	.18	8-18	.44	12	21	33	36.2	27	6	12	3	5	45	60.8
GA. SOUTHERN	12/11/	95-88	W	37-68	.54	7-16	.43	7-12	.58	6	24	30	35.6	19	17	9	3	7	88	63.5
Opponents		635		238-615	.387	71-221	.321	88-166	.530	123	233	356	35.6	231	126	119	27	54	635	63.5
UCF		749		256-538	.476	71-191	.372	166-267	.622	105	299	404	40.4	166	138	117	55	50	749	74.9

Games played: 10
Points/game: 63.5
FG Pct: 38.7
3FG Pct: 32.1
FT Pct: 53.0

Rebounds/game: 35.6
Assists/game: 12.6
Turnovers/game: 11.9
Assist/turnover ratio: 1.1
Steals/game: 5.4
Blocks/game: 2.7



CATEGORY LEADERS

**Orlando's Hometown Team Statistics
UCF Category Leaders (as of Dec 11, 2018)
All games**

Points	G	Pts	Pts/G
Taylor,B.J.	10	185	18.5
Dawkins,Aubrey	10	150	15.0
Fall,Tacko	10	107	10.7
Allen,Terrell	10	89	8.9
Smith,Collin	10	68	6.8
Brown,Chad	10	47	4.7
DeJesus,Ceasar	9	42	4.7
Bertz,Frank	10	39	3.9
Griffin,Dayon	6	14	2.3
McSpadden,Chance	6	5	0.8
Grant,Xavier	1	3	3.0

Scoring Average	G	Pts	Avg/G
Taylor,B.J.	10	185	18.5
Dawkins,Aubrey	10	150	15.0
Fall,Tacko	10	107	10.7
Allen,Terrell	10	89	8.9
Smith,Collin	10	68	6.8
Brown,Chad	10	47	4.7
DeJesus,Ceasar	9	42	4.7
Bertz,Frank	10	39	3.9
Grant,Xavier	1	3	3.0
Griffin,Dayon	6	14	2.3
McSpadden,Chance	6	5	0.8
Anders,Ryan	1	0	0.0
Renaud,Levy	1	0	0.0

FG Percentage	FG	Att	Pct
Grant,Xavier	1	1	1.000
Fall,Tacko	47	60	.783
Brown,Chad	19	35	.543
DeJesus,Ceasar	15	28	.536
Allen,Terrell	32	61	.525
Dawkins,Aubrey	51	117	.436
Taylor,B.J.	47	116	.405
McSpadden,Chance	2	5	.400
Smith,Collin	23	58	.397
Bertz,Frank	13	35	.371
Griffin,Dayon	6	21	.286
Renaud,Levy	0	1	.000

Field Goal Attempts	G	Att	Att/G
Dawkins,Aubrey	10	117	11.7
Taylor,B.J.	10	116	11.6
Allen,Terrell	10	61	6.1
Fall,Tacko	10	60	6.0
Smith,Collin	10	58	5.8

Field Goals Made	G	Made	Made/G
Dawkins,Aubrey	10	51	5.1
Taylor,B.J.	10	47	4.7
Fall,Tacko	10	47	4.7
Allen,Terrell	10	32	3.2
Smith,Collin	10	23	2.3

3-Point Percentage	3FG	Att	Pct
Grant,Xavier	1	1	1.000
Allen,Terrell	12	22	.545
Taylor,B.J.	22	50	.440
Bertz,Frank	9	24	.375
McSpadden,Chance	1	3	.333
DeJesus,Ceasar	3	9	.333
Dawkins,Aubrey	18	57	.316
Smith,Collin	3	11	.273
Griffin,Dayon	2	14	.143

3-Point FG Attempts	G	Att	Att/G
Dawkins,Aubrey	10	57	5.7
Taylor,B.J.	10	50	5.0
Bertz,Frank	10	24	2.4
Allen,Terrell	10	22	2.2
Griffin,Dayon	6	14	2.3

3-Point FG Made	G	Made	Made/G
Taylor,B.J.	10	22	2.2
Dawkins,Aubrey	10	18	1.8
Allen,Terrell	10	12	1.2
Bertz,Frank	10	9	0.9
DeJesus,Ceasar	9	3	0.3
Smith,Collin	10	3	0.3

Free Throw Percent	FG	Att	Pct
Dawkins,Aubrey	30	34	.882
DeJesus,Ceasar	9	11	.818
Taylor,B.J.	69	86	.802
Bertz,Frank	4	5	.800
Allen,Terrell	13	21	.619
Smith,Collin	19	38	.500
Brown,Chad	9	19	.474
Fall,Tacko	13	49	.265
McSpadden,Chance	0	4	.000

Free Throw Attempts	G	Att	Att/G
Taylor,B.J.	10	86	8.6
Fall,Tacko	10	49	4.9
Smith,Collin	10	38	3.8
Dawkins,Aubrey	10	34	3.4
Allen,Terrell	10	21	2.1

Free Throws Made	G	Made	Made/G
Taylor,B.J.	10	69	6.9
Dawkins,Aubrey	10	30	3.0
Smith,Collin	10	19	1.9
Fall,Tacko	10	13	1.3



CATEGORY LEADERS

**Orlando's Hometown Team Statistics
UCF Category Leaders (as of Dec 11, 2018)
All games**

Rebounds	G	Reb	Reb/G
Fall, Tacko	10	65	6.5
Smith, Collin	10	64	6.4
Dawkins, Aubrey	10	54	5.4
Brown, Chad	10	53	5.3
Allen, Terrell	10	31	3.1

Assists	G	No.	Ast/G
Allen, Terrell	10	49	4.9
Taylor, B.J.	10	26	2.6
Smith, Collin	10	17	1.7
Dawkins, Aubrey	10	11	1.1
DeJesus, Ceasar	9	10	1.1

Rebound Average	G	Reb	Avg/G
Fall, Tacko	10	65	6.5
Smith, Collin	10	64	6.4
Dawkins, Aubrey	10	54	5.4
Brown, Chad	10	53	5.3
Allen, Terrell	10	31	3.1

Steals	G	No.	Stl/G
Allen, Terrell	10	12	1.2
Dawkins, Aubrey	10	11	1.1
Taylor, B.J.	10	8	0.8
Bertz, Frank	10	6	0.6
DeJesus, Ceasar	9	4	0.4

Offensive Rebounds	G	No.	Avg/G
Fall, Tacko	10	18	1.8
Smith, Collin	10	17	1.7
Brown, Chad	10	13	1.3
Bertz, Frank	10	8	0.8
Dawkins, Aubrey	10	8	0.8

Blocked Shots	G	No.	Blk/G
Fall, Tacko	10	34	3.4
Brown, Chad	10	14	1.4
Dawkins, Aubrey	10	4	0.4
Smith, Collin	10	2	0.2
Griffin, Dayon	6	1	0.2

Defensive Rebounds	G	No.	Avg/G
Smith, Collin	10	47	4.7
Fall, Tacko	10	47	4.7
Dawkins, Aubrey	10	46	4.6
Brown, Chad	10	40	4.0
Allen, Terrell	10	28	2.8

Minutes	G	No.	Min/G
Taylor, B.J.	10	346	34.6
Dawkins, Aubrey	10	339	33.9
Allen, Terrell	10	324	32.4
Fall, Tacko	10	236	23.6
Smith, Collin	10	222	22.2

Fouls	G	No.	Per/G
Smith, Collin	10	33	3.3
Fall, Tacko	10	29	2.9
Allen, Terrell	10	24	2.4
Dawkins, Aubrey	10	22	2.2
Brown, Chad	10	17	1.7

Turnovers	G	No.	TO/G
Dawkins, Aubrey	10	21	2.1
Fall, Tacko	10	20	2.0
Smith, Collin	10	18	1.8
Taylor, B.J.	10	17	1.7
Allen, Terrell	10	10	1.0

Foulsouts	G	No.
Smith, Collin	10	1
Brown, Chad	10	1



UCF TEAM HIGHS

**Orlando's Hometown Team Statistics
UCF Team High/Low Analysis (as of Dec 11, 2018)
All games**

UCF - TEAM GAME HIGHS

POINTS	95	GA. SOUTHERN (12/11/18)
	84	RIDER (11/06/18)
	79	FLA. ATLANTIC (11/11/18)
	78	vs Western Ky. (11/18/18)
	77	vs Saint Joseph's (11/16/18)
FIELD GOALS MADE	33	GA. SOUTHERN (12/11/18)
	32	vs Saint Joseph's (11/16/18)
FIELD GOAL ATTEMPTS	66	GA. SOUTHERN (12/11/18)
	60	vs Cal St. Fullerton (11/15/18)
FIELD GOAL PERCENTAGE	.552 (32-58)	vs Saint Joseph's (11/16/18)
	.509 (28-55)	vs Western Ky. (11/18/18)
3 PT FIELD GOALS MADE	12	GA. SOUTHERN (12/11/18)
	10	vs Western Ky. (11/18/18)
	10	vs Saint Joseph's (11/16/18)
3 PT FG ATTEMPTS	27	GA. SOUTHERN (12/11/18)
	22	RIDER (11/06/18)
3 PT FG PERCENTAGE	.500 (10-20)	vs Western Ky. (11/18/18)
	.476 (10-21)	vs Saint Joseph's (11/16/18)
FREE THROWS MADE	25	RIDER (11/06/18)
	23	ALABAMA (11/29/18)
FREE THROW ATTEMPTS	45	RIDER (11/06/18)
	36	ALABAMA (11/29/18)
	36	NORTHERN KY. (11/24/18)
FREE THROW PERCENTAGE	.783 (18-23)	at Mizzou (12/02/18)
	.750 (3-4)	vs Saint Joseph's (11/16/18)
REBOUNDS	51	NORTHERN KY. (11/24/18)
	47	GRAMBLING (12/08/18)
	47	RIDER (11/06/18)
ASSISTS	20	vs Western Ky. (11/18/18)
	18	GA. SOUTHERN (12/11/18)
STEALS	8	vs Saint Joseph's (11/16/18)
	7	vs Western Ky. (11/18/18)
	7	vs Cal St. Fullerton (11/15/18)
BLOCKED SHOTS	10	RIDER (11/06/18)
	8	at Mizzou (12/02/18)
TURNOVERS	15	at Mizzou (12/02/18)
	14	GRAMBLING (12/08/18)
FOULS	22	RIDER (11/06/18)
	19	FLA. ATLANTIC (11/11/18)



OPPONENT TEAM HIGHS

**Orlando's Hometown Team Statistics
UCF High/Low Analysis (as of Dec 11, 2018)
All games**

Opponent - GAME HIGHS

POINTS	88	GA. SOUTHERN (12/11/18)
	80	FLA. ATLANTIC (11/11/18)
	70	RIDER (11/06/18)
	64	at Mizzou (12/02/18)
	64	ALABAMA (11/29/18)
FIELD GOALS MADE	37	GA. SOUTHERN (12/11/18)
	28	FLA. ATLANTIC (11/11/18)
FIELD GOAL ATTEMPTS	69	RIDER (11/06/18)
	68	GA. SOUTHERN (12/11/18)
FIELD GOAL PERCENTAGE	.544 (37-68)	GA. SOUTHERN (12/11/18)
	.418 (28-67)	FLA. ATLANTIC (11/11/18)
3 PT FIELD GOALS MADE	12	at Mizzou (12/02/18)
	12	FLA. ATLANTIC (11/11/18)
3 PT FG ATTEMPTS	34	FLA. ATLANTIC (11/11/18)
	31	NORTHERN KY. (11/24/18)
3 PT FG PERCENTAGE	.438 (7-16)	GA. SOUTHERN (12/11/18)
	.414 (12-29)	at Mizzou (12/02/18)
FREE THROWS MADE	14	vs Western Ky. (11/18/18)
	12	FLA. ATLANTIC (11/11/18)
FREE THROW ATTEMPTS	24	RIDER (11/06/18)
	21	vs Western Ky. (11/18/18)
FREE THROW PERCENTAGE	.667 (14-21)	vs Western Ky. (11/18/18)
	.667 (12-18)	FLA. ATLANTIC (11/11/18)
REBOUNDS	47	RIDER (11/06/18)
	46	ALABAMA (11/29/18)
ASSISTS	17	GA. SOUTHERN (12/11/18)
	15	vs Western Ky. (11/18/18)
	15	RIDER (11/06/18)
STEALS	7	GA. SOUTHERN (12/11/18)
	7	vs Western Ky. (11/18/18)
BLOCKED SHOTS	5	ALABAMA (11/29/18)
	4	vs Western Ky. (11/18/18)
	4	vs Cal St. Fullerton (11/15/18)
TURNOVERS	17	RIDER (11/06/18)
	15	vs Western Ky. (11/18/18)
FOULS	32	RIDER (11/06/18)
	28	NORTHERN KY. (11/24/18)

**UCF TEAM LOWS****Orlando's Hometown Team Statistics
UCF High/Low Analysis (as of Dec 11, 2018)
All games****UCF - GAME LOWS**

POINTS	62	at Mizzou (12/02/18)
	66	NORTHERN KY. (11/24/18)
	68	vs Cal St. Fullerton (11/15/18)
	70	ALABAMA (11/29/18)
	70	GRAMBLING (12/08/18)
FIELD GOALS MADE	19	at Mizzou (12/02/18)
	20	GRAMBLING (12/08/18)
FIELD GOAL ATTEMPTS	40	at Mizzou (12/02/18)
	45	ALABAMA (11/29/18)
FIELD GOAL PERCENTAGE	.408 (20-49)	GRAMBLING (12/08/18)
	.433 (26-60)	vs Cal St. Fullerton (11/15/18)
3 PT FIELD GOALS MADE	4	vs Cal St. Fullerton (11/15/18)
	5	RIDER (11/06/18)
	5	NORTHERN KY. (11/24/18)
	5	ALABAMA (11/29/18)
3 PT FG ATTEMPTS	14	NORTHERN KY. (11/24/18)
	15	vs Cal St. Fullerton (11/15/18)
	15	ALABAMA (11/29/18)
3 PT FG PERCENTAGE	.227 (5-22)	RIDER (11/06/18)
	.267 (4-15)	vs Cal St. Fullerton (11/15/18)
FREE THROWS MADE	3	vs Saint Joseph's (11/16/18)
	12	vs Cal St. Fullerton (11/15/18)
	12	vs Western Ky. (11/18/18)
FREE THROW ATTEMPTS	4	vs Saint Joseph's (11/16/18)
	19	vs Cal St. Fullerton (11/15/18)
FREE THROW PERCENTAGE	.472 (17-36)	NORTHERN KY. (11/24/18)
	.500 (12-24)	vs Western Ky. (11/18/18)
REBOUNDS	29	ALABAMA (11/29/18)
	32	at Mizzou (12/02/18)
ASSISTS	9	at Mizzou (12/02/18)
	11	GRAMBLING (12/08/18)
STEALS	1	NORTHERN KY. (11/24/18)
	1	GA. SOUTHERN (12/11/18)
BLOCKED SHOTS	2	FLA. ATLANTIC (11/11/18)
	3	vs Western Ky. (11/18/18)
TURNOVERS	9	NORTHERN KY. (11/24/18)
	9	ALABAMA (11/29/18)
FOULS	13	vs Saint Joseph's (11/16/18)
	14	ALABAMA (11/29/18)
	14	GA. SOUTHERN (12/11/18)



OPPONENT TEAM LOWS

**Orlando's Hometown Team Statistics
UCF High/Low Analysis (as of Dec 11, 2018)
All games**

Opponent - GAME LOWS

POINTS	45	GRAMBLING (12/08/18)
	52	vs Cal St. Fullerton (11/15/18)
	53	NORTHERN KY. (11/24/18)
	57	vs Saint Joseph's (11/16/18)
	62	vs Western Ky. (11/18/18)
FIELD GOALS MADE	17	GRAMBLING (12/08/18)
	19	vs Cal St. Fullerton (11/15/18)
	19	NORTHERN KY. (11/24/18)
FIELD GOAL ATTEMPTS	55	vs Cal St. Fullerton (11/15/18)
	55	vs Saint Joseph's (11/16/18)
	55	vs Western Ky. (11/18/18)
FIELD GOAL PERCENTAGE	.293 (17-58)	GRAMBLING (12/08/18)
	.322 (19-59)	NORTHERN KY. (11/24/18)
3 PT FIELD GOALS MADE	3	GRAMBLING (12/08/18)
	4	vs Cal St. Fullerton (11/15/18)
	4	vs Western Ky. (11/18/18)
3 PT FG ATTEMPTS	12	vs Western Ky. (11/18/18)
	16	GRAMBLING (12/08/18)
	16	GA. SOUTHERN (12/11/18)
3 PT FG PERCENTAGE	.188 (3-16)	GRAMBLING (12/08/18)
	.208 (5-24)	ALABAMA (11/29/18)
FREE THROWS MADE	6	vs Saint Joseph's (11/16/18)
	6	at Mizzou (12/02/18)
FREE THROW ATTEMPTS	11	at Mizzou (12/02/18)
	12	GA. SOUTHERN (12/11/18)
FREE THROW PERCENTAGE	.375 (9-24)	RIDER (11/06/18)
	.412 (7-17)	NORTHERN KY. (11/24/18)
REBOUNDS	25	vs Saint Joseph's (11/16/18)
	30	GA. SOUTHERN (12/11/18)
ASSISTS	6	GRAMBLING (12/08/18)
	7	at Mizzou (12/02/18)
STEALS	2	NORTHERN KY. (11/24/18)
	3	ALABAMA (11/29/18)
BLOCKED SHOTS	0	at Mizzou (12/02/18)
	1	RIDER (11/06/18)
	1	FLA. ATLANTIC (11/11/18)
TURNOVERS	6	NORTHERN KY. (11/24/18)
	9	GA. SOUTHERN (12/11/18)
FOULS	9	vs Saint Joseph's (11/16/18)
	19	GA. SOUTHERN (12/11/18)



GAME 11 • UCF VS STETSON

Official Basketball Box Score -- Game Totals -- Final Statistics
Rider vs UCF
11/06/18 6:30 pm at Orlando, Fla. (CFE Arena)

Rider 70 • 0-1

Table with columns: Player, FG-FGA, 3-Ptr, FT-FTA, Rebounds, PF, TP, A TO Blk, Stl, Min. Includes player stats for Dimencio Vaughn, Tyere Marshall, Jordan Allen, etc.

FG % 1st Half: 12-30 40.0% 2nd half: 15-39 38.5% Game: 27-69 39.1%
3FG % 1st Half: 5-9 55.6% 2nd half: 2-8 25.0% Game: 7-17 41.2%
FT % 1st Half: 5-11 45.5% 2nd half: 4-13 30.8% Game: 9-24 37.5%

UCF 84 • 1-0

Table with columns: Player, FG-FGA, 3-Ptr, FT-FTA, Rebounds, PF, TP, A TO Blk, Stl, Min. Includes player stats for Smith, Collin, Fall, Tacko, Taylor, B.J., etc.

FG % 1st Half: 17-36 47.2% 2nd half: 10-23 43.5% Game: 27-59 45.8%
3FG % 1st Half: 4-13 30.8% 2nd half: 1-9 11.1% Game: 5-22 22.7%
FT % 1st Half: 5-15 33.3% 2nd half: 20-30 66.7% Game: 25-45 55.6%

Officials: Sean Casady, Bill Jacobson, Josue Nieves
Technical fouls: Rider-None. UCF-None.
Attendance: 4870

Score by periods table with columns: 1st, 2nd, Total. Shows Rider 34, 41, 70 and UCF 43, 41, 84.

Score tied - 1 time.
Lead changed - 1 time.
Largest lead - RIDER by 7 1st-15:33, UCF by 24 2nd-11:02. RIDER led for 17:07. UCF led for 21:53. Game was tied for 01:00.

Official Basketball Box Score -- Game Totals -- Final Statistics
Fla. Atlantic vs UCF
11/11/18 3:00 pm at Orlando, Fla. (CFE ARENA)

Fla. Atlantic 80 • 2-0

Table with columns: Player, FG-FGA, 3-Ptr, FT-FTA, Rebounds, PF, TP, A TO Blk, Stl, Min. Includes player stats for Xavian Stapleton, Jailyng Ingram, Karlis Silins, etc.

FG % 1st Half: 9-30 30.0% 2nd half: 19-37 51.4% Game: 28-67 41.8%
3FG % 1st Half: 5-18 27.8% 2nd half: 7-16 43.8% Game: 12-34 35.3%
FT % 1st Half: 8-11 72.7% 2nd half: 4-7 57.1% Game: 12-18 66.7%

UCF 79 • 1-1

Table with columns: Player, FG-FGA, 3-Ptr, FT-FTA, Rebounds, PF, TP, A TO Blk, Stl, Min. Includes player stats for Smith, Collin, Fall, Tacko, Taylor, B.J., etc.

FG % 1st Half: 12-26 46.2% 2nd half: 16-30 53.3% Game: 28-56 50.0%
3FG % 1st Half: 2-10 20.0% 2nd half: 4-10 40.0% Game: 6-24 30.0%
FT % 1st Half: 11-16 68.8% 2nd half: 6-10 60.0% Game: 17-26 65.4%

Officials: Ron Groover, R.B. Clyburn, Rodrick Dixon
Technical fouls: Fla. Atlantic-None. UCF-None.
Attendance: 4304

Score by periods table with columns: 1st, 2nd, Total. Shows Fla. Atlantic 31, 49, 80 and UCF 37, 42, 79.

Score tied - 4 times.
Lead changed - 13 times.
Largest lead - FAU by 2 2nd-12:25, UCF by 20 1st-08:38. FAU led for 01:12. UCF led for 36:56. Game was tied for 01:52.

Official Basketball Box Score -- Game Totals -- Final Statistics
UCF vs Cal St. Fullerton
11/15/18 1:30 pm at HTC Center (Conway, SC)

UCF 68 • 2-1

Table with columns: Player, FG-FGA, 3-Ptr, FT-FTA, Rebounds, PF, TP, A TO Blk, Stl, Min. Includes player stats for Smith, Collin, Fall, Tacko, Taylor, B.J., etc.

FG % 1st Half: 13-32 40.6% 2nd half: 13-28 46.4% Game: 26-60 43.3%
3FG % 1st Half: 3-9 33.3% 2nd half: 1-8 16.7% Game: 4-15 26.7%
FT % 1st Half: 3-6 50.0% 2nd half: 9-13 69.2% Game: 12-19 63.2%

Cal St. Fullerton 52 • 1-2

Table with columns: Player, FG-FGA, 3-Ptr, FT-FTA, Rebounds, PF, TP, A TO Blk, Stl, Min. Includes player stats for Clare, Davon, Pitts, Josh, Allman, Kyle, etc.

FG % 1st Half: 7-28 25.0% 2nd half: 12-27 44.4% Game: 19-55 34.5%
3FG % 1st Half: 2-9 22.2% 2nd half: 2-8 25.0% Game: 4-17 23.5%
FT % 1st Half: 6-12 50.0% 2nd half: 4-6 66.7% Game: 10-18 55.6%

Officials: Mike Eades, Bret Smith, Kevin Mathis
Technical fouls: UCF-None. Cal St. Fullerton-None.
Attendance: 1317
2018-19 Men's Basketball. Round: 0. Cal St. Fullerton vs UCF. Played at .

Score by periods table with columns: 1st, 2nd, Total. Shows UCF 32, 36, 68 and Cal St. Fullerton 22, 30, 52.

Score tied - 2 times.
Lead changed - 4 times.
Largest lead - UCF 2nd-01:31, CSF 2nd-01:31. Largest lead - UCF by 26 2nd-08:17, CSF by 3 1st-06:15. UCF led for 35:31. CSF led for 02:02. Game was tied for 02:27.

Official Basketball Box Score -- Game Totals -- Final Statistics
Saint Joseph's vs UCF
11/16/18 1:30 pm at HTC Center (Conway, SC)

Saint Joseph's 57 • 3-0

Table with columns: Player, FG-FGA, 3-Ptr, FT-FTA, Rebounds, PF, TP, A TO Blk, Stl, Min. Includes player stats for Brown, Charlie, Longpre, Anthony, etc.

FG % 1st Half: 11-30 36.7% 2nd half: 10-25 40.0% Game: 21-55 38.2%
3FG % 1st Half: 8-17 47.1% 2nd half: 4-8 50.0% Game: 9-25 36.0%
FT % 1st Half: 0-2 0.0% 2nd half: 6-11 54.5% Game: 6-13 46.2%

UCF 77 • 2-1

Table with columns: Player, FG-FGA, 3-Ptr, FT-FTA, Rebounds, PF, TP, A TO Blk, Stl, Min. Includes player stats for Smith, Collin, Fall, Tacko, Taylor, B.J., etc.

FG % 1st Half: 17-33 51.5% 2nd half: 15-25 60.0% Game: 32-58 55.2%
3FG % 1st Half: 6-13 46.2% 2nd half: 4-8 50.0% Game: 10-21 47.6%
FT % 1st Half: 0-0 0.0% 2nd half: 3-4 75.0% Game: 3-4 75.0%

Officials: Lee Cassell, Kelly Self, Mike Roberts
Technical fouls: Saint Joseph's-None. UCF-None.
Attendance: 1050
Myrtle Beach Invitational Game 6.

Score by periods table with columns: 1st, 2nd, Total. Shows Saint Joseph's 30, 27, 57 and UCF 40, 37, 77.

Score tied - 4 times.
Lead changed - 4 times.
Largest lead - SJU 2nd-02:34, UCF 2nd-00:34. Largest lead - SJU by 3 1st-17:44, UCF by 23 2nd-09:14. SJU led for 01:52. UCF led for 34:18. Game was tied for 03:50.



GAME 11 • UCF VS STETSON

Official Basketball Box Score -- Game Totals -- Final Statistics UCF vs Western Ky. 11/18/18 6:30 pm at HTC Center (Conway, SC)

UCF 78 • 4-1

#	Player	Total		3-Ptr		Rebounds			PF	TP	A	TO	Blk	Stl	Min
		FG-FGA	FG-FGA	FT-FTA	Off	Def	Tot								
35	Smith, Collin	1-3	0-0	0-0	2	6	8	4	2	0	2	0	0	0	17
24	Fall, Tacko	6-8	0-0	1-9	2	4	6	3	13	2	2	2	0	0	25
01	Taylor, B.J.	3-11	2-4	5-7	1	0	1	0	13	4	2	0	1	37	
02	Allen, Terrell	2-5	0-0	4-6	0	2	2	2	8	7	1	0	0	4	35
15	Dawkins, Aubrey	8-13	5-9	0-0	0	4	4	3	21	4	0	0	0	0	38
04	DeJesus, Ceasar	2-3	0-0	0-0	0	2	2	0	4	2	2	0	1	1	17
20	Bertz, Frank	3-9	3-7	2-2	1	2	3	1	11	1	1	0	1	1	18
21	Brown, Chad	3-3	0-0	0-0	1	4	5	4	6	0	1	1	0	0	13
	Team				4	1	5								
Totals		28-55	10-20	12-24	11	25	36	17	78	20	11	3	7	200	
FG % 1st Half: 12-27		44.4%	2nd half: 16-28	57.1%	Game: 28-55		50.9%	Deadball Rebounds							
3FG % 1st Half: 3-9		33.3%	2nd half: 7-11	63.6%	Game: 10-20		50.0%								
FT % 1st Half: 1-6		16.7%	2nd half: 11-18	61.1%	Game: 12-24		50.0%								

Western Ky. 62 • 2-1

#	Player	Total		3-Ptr		Rebounds			PF	TP	A	TO	Blk	Stl	Min
		FG-FGA	FG-FGA	FT-FTA	Off	Def	Tot								
02	SAVAGE, Jared	5-11	2-6	0-0	0	1	1	5	12	2	1	0	0	0	36
13	MURRAY, Desean	0-1	0-0	4-4	2	1	3	3	4	1	2	0	1	1	16
23	BASSEY, Charles	10-18	1-1	4-9	5	5	10	3	25	1	3	1	2	33	
04	ANDERSON, Josh	0-5	0-1	0-0	0	2	2	4	0	5	2	1	2	26	
11	HOLLINGSWORTH, T.	4-13	1-3	5-6	0	2	2	2	14	1	1	0	1	38	
00	SMITH, Tolu	0-0	0-0	0-0	0	2	2	0	0	0	0	0	0	7	7
14	NELSON, Marek	1-3	0-0	1-2	1	0	1	1	3	0	1	1	1	1	15
20	BANTON, Dalano	2-4	0-1	0-0	0	7	7	3	4	4	3	1	0	0	23
21	OHMER, Jake	0-0	0-0	0-0	0	0	0	0	0	1	2	0	0	0	6
	Team				3	3	6								
Totals		22-55	4-12	14-21	11	23	34	24	62	15	15	4	7	200	
FG % 1st Half: 13-34		38.2%	2nd half: 9-21	42.9%	Game: 22-55		40.0%	Deadball Rebounds							
3FG % 1st Half: 3-7		42.9%	2nd half: 1-5	20.0%	Game: 4-12		33.3%								
FT % 1st Half: 3-6		50.0%	2nd half: 11-15	73.3%	Game: 14-21		66.7%								

Officials: Mike Eades, Mike Roberts, Gerry Pollard
Technical fouls: UCF-Smith, Collin. Western Ky.-ANDERSON, Josh.
Attendance: 3018
Myrtle Beach Invitational Championship Game

Score by periods	1st	2nd	Total
UCF	28	50	78
Western Ky.	32	30	62

Official Basketball Box Score -- Game Totals -- Final Statistics Northern Ky. vs UCF 11/24/18 6:00 pm at Orlando, Fla. (CFE Arena)

Northern Ky. 53 • 6-1

#	Player	Total		3-Ptr		Rebounds			PF	TP	A	TO	Blk	Stl	Min
		FG-FGA	FG-FGA	FT-FTA	Off	Def	Tot								
32	Dantez Walton	4-7	2-4	1-2	1	4	5	5	11	1	2	0	0	0	28
34	Drew McDonald	8-16	3-7	3-6	1	7	8	2	22	2	1	1	0	1	36
02	Paul Djoko	0-3	0-2	0-0	0	1	1	1	0	2	0	1	1	28	
05	Zaynah Robinson	1-12	0-4	0-0	0	3	3	4	2	4	1	0	1	36	
15	Tyler Sharpe	4-12	3-8	2-4	0	5	5	4	13	3	0	0	0	30	
00	Silas Adheke	0-0	0-0	0-0	0	0	0	3	0	1	1	0	0	4	
04	Adrian Nelson	0-0	0-0	0-0	1	0	1	0	0	1	0	0	0	3	
12	Trevon Faulkner	1-5	0-3	1-3	3	2	5	3	3	0	0	0	0	18	
25	Bryant Mocabay	0-3	0-3	0-0	0	0	0	1	0	0	0	0	0	9	
33	Chris Vogt	1-1	0-0	0-2	0	2	2	5	2	0	0	1	0	8	
	Team				1	4	5								
Totals		19-59	8-31	7-17	7	28	35	28	53	14	6	3	2	200	
FG % 1st Half: 11-29		37.9%	2nd half: 8-30	26.7%	Game: 19-59		32.2%	Deadball Rebounds							
3FG % 1st Half: 6-16		37.5%	2nd half: 2-15	13.3%	Game: 8-31		25.8%								
FT % 1st Half: 4-10		40.0%	2nd half: 3-7	42.9%	Game: 7-17		41.2%								

UCF 66 • 5-1

#	Player	Total		3-Ptr		Rebounds			PF	TP	A	TO	Blk	Stl	Min
		FG-FGA	FG-FGA	FT-FTA	Off	Def	Tot								
35	Smith, Collin	2-6	1-1	2-4	2	7	9	3	7	2	2	0	0	0	23
24	Fall, Tacko	7-8	0-0	6-15	3	6	9	3	20	0	1	1	0	0	23
01	Taylor, B.J.	1-8	1-4	7-11	0	5	5	1	10	3	1	0	1	34	
02	Allen, Terrell	2-6	0-0	1-4	1	3	4	4	5	5	0	0	0	0	26
15	Dawkins, Aubrey	5-9	2-5	0-0	0	5	5	3	12	1	4	1	0	0	34
10	Griffin, Dayon	2-4	0-1	0-0	0	1	1	0	4	2	0	0	0	0	13
20	Bertz, Frank	1-4	1-3	0-1	2	2	4	0	3	0	0	0	0	0	14
21	Brown, Chad	2-4	0-0	1-1	0	7	7	1	5	0	0	3	0	0	21
22	McSpadden, Chance	0-1	0-0	0-0	1	3	4	2	0	1	0	0	0	0	12
	Team				1	2	3								
Totals		22-50	5-14	17-36	10	41	51	17	66	14	9	5	1	200	
FG % 1st Half: 9-24		37.5%	2nd half: 13-26	50.0%	Game: 22-50		44.0%	Deadball Rebounds							
3FG % 1st Half: 3-8		37.5%	2nd half: 2-6	33.3%	Game: 5-14		35.7%								
FT % 1st Half: 13-22		59.1%	2nd half: 4-14	28.6%	Game: 17-36		47.2%								

Officials: Wesley Ford, Bill Jacobson, Doug Simmons
Technical fouls: Northern Ky.-None. UCF-None.
Attendance: 3374

Score by periods	1st	2nd	Total
Northern Ky.	32	21	53
UCF	34	32	66

Points: NKU 38, UCF 30
In: 18, Off: 3, T/O: 5, 2nd: 14, Chance: 8, Fast: 1, Bench: 5
Last FG - NKU 2nd-02:21, UCF 2nd-02:45.
Largest lead - NKU by 1 1st-17:05, UCF by 19 2nd-10:16.
NKU led for 00:59. UCF led for 36:28. Game was tied for 02:33.

Score tied - 3 times.
Lead changed - 4 times.

Official Basketball Box Score -- Game Totals -- Final Statistics Alabama vs UCF 11/29/18 7:00 pm at Orlando, Fla. (CFE Arena)

Alabama 64 • 5-2

#	Player	Total		3-Ptr		Rebounds			PF	TP	A	TO	Blk	Stl	Min
		FG-FGA	FG-FGA	FT-FTA	Off	Def	Tot								
00	Donta Hall	5-10	0-0	1-2	6	3	9	4	11	0	3	2	0	0	27
30	Galini Smith	0-1	0-0	1-2	0	1	1	3	1	0	1	1	0	0	10
10	Kira Lewis Jr.	6-11	2-5	0-0	0	2	2	4	14	2	2	0	0	0	32
02	Herbert Jones	3-9	0-1	1-2	2	4	6	3	7	1	3	0	0	0	28
23	John Petty	2-10	1-7	0-0	4	4	8	1	5	1	3	0	1	31	
03	Alex Reese	5-14	2-7	2-2	2	1	3	2	14	2	1	0	0	0	28
04	Daniel Giddens	0-3	0-0	1-2	1	0	1	1	1	1	0	0	0	0	4
05	Avery Johnson Jr.	1-1	0-0	0-0	0	0	0	0	2	1	0	0	0	0	8
12	Dazon Ingram	1-1	0-0	3-4	0	6	6	5	5	4	1	1	2	18	
34	Tevin Mack	2-6	0-4	0-0	1	2	3	1	4	2	0	1	0	14	
	Team				3	4	7								
Totals		25-66	5-24	9-14	19	27	46	24	64	14	14	5	3	200	
FG % 1st Half: 9-29		31.0%	2nd half: 16-37	43.2%	Game: 25-66		37.9%	Deadball Rebounds							
3FG % 1st Half: 1-8		12.5%	2nd half: 4-16	25.0%	Game: 5-24		20.8%								
FT % 1st Half: 6-10		60.0%	2nd half: 3-4	75.0%	Game: 9-14		64.3%								

UCF 70 • 6-1

#	Player	Total		3-Ptr		Rebounds			PF	TP	A	TO	Blk	Stl	Min
		FG-FGA	FG-FGA	FT-FTA	Off	Def	Tot								
35	Smith, Collin	0-2	0-1	1-2	0	6	6	2	1	1	1	0	0	0	19
24	Fall, Tacko	5-8	0-0	0-3	2	0	2	4	10	0	2	4	0	0	19
01	Taylor, B.J.	6-11	3-5	9-11	0	0	0	0	24	2	3	0	1	37	
02	Allen, Terrell	2-4	0-0	1-2	0	4	4	4	5	4	2	0	0	0	34
15	Dawkins, Aubrey	3-10	0-4	10-10	0	2	2	1	16	3	1	1	2	36	
04	DeJesus, Ceasar	0-0	0-0	0-0	0	0	0	0	0	0	0	0	0	0	8
10	Griffin, Dayon	1-4	1-3	0-0	0	1	1	0	3	2	0	0	0	0	15
20	Bertz, Frank	1-2	1-2	0-0	0	1	1	0	3	0	0	0	0	0	5
21	Brown, Chad	3-4	0-0	2-8	1	7	8	1	8	0	0	1	2	27	
	Team				1	4	5								
Totals		21-45	5-15	23-36	4	25	29	14	70	12	9	6	5	200	
FG % 1st Half: 8-20		40.0%	2nd half: 13-25	52.0%	Game: 21-45		46.7%	Deadball Rebounds							
3FG % 1st Half: 2-7		28.6%	2nd half: 3-8	37.5%	Game: 5-15		33.3%								
FT % 1st Half: 11-15		73.3%	2nd half: 12-21	57.1%	Game: 23-36		63.9%								

Officials: Garrick Shanno, Ron Groover, Michael Stephens
Technical fouls: Alabama-None. UCF-None.
Attendance: 4449

Score by periods	1st	2nd	Total
Alabama	25	39	64
UCF	29	41	70

Last FG - ALA 2nd-00:14, UCF 2nd-02:14.
Largest lead - ALA by 2 2nd-16:57, UCF by 12 1st-10:32.
ALA led for 00:29. UCF led for 37:29. Game was tied for 02:02.

Score tied - 3 times.
Lead changed - 4 times.

Official Basketball Box Score -- Game Totals -- Final Statistics UCF vs Mizzou 12/02/18 2 PM at Mizzou Arena

UCF 62 • 6-2

#	Player	Total		3-Ptr		Rebounds			PF	TP	A	TO	Blk	Stl	Min
		FG-FGA	FG-FGA	FT-FTA	Off	Def	Tot								
01	Taylor,														



GAME 11 • UCF VS STETSON

Official Basketball Box Score -- Game Totals -- Final Statistics Grambling vs UCF 12/08/18 1:00 pm at Orlando, Fla. (CFE Arena)

Grambling 45 • 4-5

##	Player	Total			3-Ptr			Rebounds			PF	TP	A	TO	Blk	Stl	Min
		FG-FGA	FG-FGA	FT-FTA	FG-FGA	FG-FGA	FT-FTA	Off	Def	Tot							
11	Axel Mpoyo	f	2-6	0-2	1-2	3	3	6	4	5	0	1	0	1	23		
00	Shaq Athie	g	0-1	0-0	0-0	0	1	1	2	0	1	2	0	0	13		
03	Dallas Polk-Hillard	g	4-12	1-6	2-3	1	2	3	3	11	1	1	0	1	36		
05	Lasani Johnson	g	2-16	0-5	3-3	1	5	6	2	7	0	0	0	0	36		
24	Travon BUNCH	*	1-1	0-0	0-2	1	2	3	5	2	1	0	2	0	10		
02	Nigel Riberio	g	3-6	1-1	0-2	0	2	2	1	7	1	1	0	2	32		
21	Zavier Peart	g	0-4	0-0	0-0	1	2	3	4	0	1	2	1	0	13		
22	Prince Moss	g	2-4	1-2	0-0	0	1	1	2	5	0	3	0	1	14		
25	Devante Jackson	g	3-8	0-0	2-6	4	0	4	4	8	1	2	0	0	23		
	Team					1	3	4									
	Totals		17-58	3-16	8-18	12	21	33	27	45	6	12	3	5	200		

FG % 1st Half: 9-23 39.1% 2nd half: 8-35 22.9% Game: 17-58 29.3% Deadball Rebounds 5
 3FG % 1st Half: 3-8 37.5% 2nd half: 0-8 0.0% Game: 3-16 18.8%
 FT % 1st Half: 2-4 50.0% 2nd half: 6-14 42.9% Game: 8-18 44.4%

UCF 70 • 7-2

##	Player	Total			3-Ptr			Rebounds			PF	TP	A	TO	Blk	Stl	Min
		FG-FGA	FG-FGA	FT-FTA	FG-FGA	FG-FGA	FT-FTA	Off	Def	Tot							
35	Smith,Collin	f	1-3	0-0	2-2	0	4	4	3	4	3	1	0	0	23		
24	Fall,Tacko	c	3-5	0-0	1-6	0	8	8	2	7	0	2	5	0	24		
01	Taylor,B.J.	g	5-13	3-7	8-9	2	3	5	0	21	0	2	0	1	35		
02	Allen,Terrell	g	1-1	1-1	0-0	0	3	3	1	3	4	1	0	2	29		
15	Dawkins,Aubrey	g	3-10	1-2	4-4	2	6	8	2	11	1	3	0	2	29		
04	DeJesus,Ceasar	g	2-3	0-1	4-4	0	0	0	1	8	1	1	0	0	9		
10	Griffin,Dayon	g	0-4	0-3	0-0	0	0	0	1	0	1	0	1	0	9		
12	Grant,Xavier	g	1-1	1-1	0-0	0	0	0	0	3	0	0	0	0	2		
13	Renaud,Levy	g	0-1	0-0	0-0	0	0	0	0	0	0	1	0	0	2		
20	Bertz,Frank	g	3-4	2-2	0-0	3	2	5	2	8	0	1	0	1	16		
21	Brown,Chad	g	1-4	0-0	3-6	1	3	4	2	5	1	1	1	0	16		
22	McSpadden,Chance	g	0-0	0-0	0-0	0	1	1	1	0	0	1	0	0	5		
25	Anders,Ryan	g	0-0	0-0	0-0	0	1	1	0	0	0	0	0	0	1		
	Team					5	3	8									
	Totals		20-49	8-17	22-31	13	34	47	15	70	11	14	7	6	200		

FG % 1st Half: 8-21 38.1% 2nd half: 12-28 42.9% Game: 20-49 40.8% Deadball Rebounds 4
 3FG % 1st Half: 4-7 57.1% 2nd half: 4-10 40.0% Game: 8-17 47.1%
 FT % 1st Half: 10-16 62.5% 2nd half: 12-15 80.0% Game: 22-31 71.0%

Officials: Sean Casady, Jason Baker, Zeltan Steed
 Technical fouls: Grambling-None. UCF-None.
 Attendance: 3798

Score by periods	1st	2nd	Total
Grambling	23	22	45
UCF	30	40	70

	In	Off	2nd	Fast	Bench
Points	8	4	2	2	7
GRAMMB	6	7	2	3	3

Official Basketball Box Score -- Game Totals -- Final Statistics Ga. Southern vs UCF 12/11/18 7:00 pm at Orlando, Fla. (CFE Arena)

Ga. Southern 88 • 6-3

##	Player	Total			3-Ptr			Rebounds			PF	TP	A	TO	Blk	Stl	Min
		FG-FGA	FG-FGA	FT-FTA	FG-FGA	FG-FGA	FT-FTA	Off	Def	Tot							
00	Montae Glenn	f	1-3	0-0	2-2	1	3	4	4	4	1	0	0	0	22		
53	Isaiah Crawley	f	8-12	0-1	2-5	0	2	2	3	18	1	1	1	2	23		
03	Ike Smith	g	7-14	2-4	0-0	0	2	2	2	16	0	1	0	0	33		
04	Tookie Brown	g	8-16	3-6	1-3	0	6	6	3	20	7	1	0	1	35		
13	Quan Jackson	g	6-9	0-1	0-0	0	2	2	2	12	3	0	1	4	32		
02	Elijah McCadden	g	1-3	0-0	0-0	0	2	2	0	2	1	2	0	0	18		
23	Simeon Carter	g	4-8	0-1	0-0	3	3	6	3	8	1	1	1	0	18		
24	David-Lee Jones Jr.	g	2-3	2-3	2-2	0	1	1	2	8	3	3	0	0	19		
	Team					2	3	5									
	Totals		37-68	7-16	7-12	6	24	30	19	88	17	9	3	7	200		

FG % 1st Half: 13-31 41.9% 2nd half: 24-37 64.9% Game: 37-68 54.4% Deadball Rebounds 3
 3FG % 1st Half: 2-7 28.6% 2nd half: 5-9 55.6% Game: 7-16 43.8%
 FT % 1st Half: 3-6 50.0% 2nd half: 4-6 66.7% Game: 7-12 58.3%

UCF 95 • 8-2

##	Player	Total			3-Ptr			Rebounds			PF	TP	A	TO	Blk	Stl	Min
		FG-FGA	FG-FGA	FT-FTA	FG-FGA	FG-FGA	FT-FTA	Off	Def	Tot							
35	Smith,Collin	f	4-8	2-4	1-3	2	8	10	4	11	3	1	1	0	19		
24	Fall,Tacko	c	6-7	0-0	2-3	3	1	4	3	14	0	2	4	0	27		
01	Taylor,B.J.	g	10-17	6-9	9-11	1	3	4	0	35	5	1	0	1	38		
02	Allen,Terrell	g	5-9	2-5	0-0	0	2	2	2	12	6	2	0	0	33		
15	Dawkins,Aubrey	g	4-13	1-4	1-2	1	5	6	1	10	1	3	0	0	35		
04	DeJesus,Ceasar	g	2-5	1-2	4-4	1	1	2	1	9	1	1	0	0	18		
10	Griffin,Dayon	g	0-2	0-2	0-0	0	0	0	0	0	0	0	0	0	4		
20	Bertz,Frank	g	1-3	0-1	0-0	0	0	0	3	2	1	0	0	0	9		
21	Brown,Chad	g	1-2	0-0	0-0	1	4	5	0	2	1	1	0	0	17		
	Team					3	3	6									
	Totals		33-66	12-27	17-23	12	27	39	14	95	18	11	5	1	200		

FG % 1st Half: 16-37 43.2% 2nd half: 17-29 58.6% Game: 33-66 50.0% Deadball Rebounds 3
 3FG % 1st Half: 5-17 29.4% 2nd half: 7-10 70.0% Game: 12-27 44.4%
 FT % 1st Half: 5-7 71.4% 2nd half: 12-16 75.0% Game: 17-23 73.9%

Officials: Josue Nieves, Brian Shey, Patrick Evans
 Technical fouls: Ga. Southern-None. UCF-None.
 Attendance: 3632

Score by periods	1st	2nd	Total
Ga. Southern	31	57	88
UCF	42	53	95

	In	Off	2nd	Fast	Bench
Points	8	18	7	20	18
GS	32	8	13	7	13

Last FG - GS 2nd-00:18, UCF 2nd-01:31.
 Largest lead - GS by 5 2nd-08:36, UCF by 17 1st-02:09.
 GS led for 06:11. UCF led for 30:41. Game was tied for 03:08.

Score tied - 5 times.
 Lead changed - 7 times.