



# GAME 29 • UCF VS CINCINNATI

Director, Strategic Communications: Daniel Forcella | Cell: (207) 650-6790 | Email: dforcella@athletics.ucf.edu

Assistant Director, Strategic Communications: Kelly Cartner | Cell: (248) 978-5201 | Email: kcartner@athletics.ucf.edu

## GAME INFORMATION

Date ..... Thursday, March 7  
 Time ..... 7 p.m.  
 Site ..... Orlando, Fla.  
 Stadium ..... CFE Arena  
 Capacity ..... 10,000  
 TV ..... ESPN2  
 Play-by-Play ..... Mike Corey  
 Analyst ..... John Thompson  
 Radio ..... FM96.9/AM740 The Game  
 Play-by-Play ..... Marc Daniels  
 Analyst ..... Taylor Young  
 Twitter ..... @UCF\_MBB  
 Hashtag ..... #ChargeOn

## SCHEDULE/RESULTS

<b>O29</b>	<b>Flagler&amp;</b>		<b>W, 86-69</b>
<b>N6</b>	<b>Rider</b>	<b>ESPN3</b>	<b>W, 84-70</b>
<b>N11</b>	<b>FAU</b>	<b>ESPN3</b>	<b>L, 80-79</b>
<b>N15</b>	vs. Cal State Fullerton#	ESPN3	W, 68-52
<b>N16</b>	vs. Saint Joseph's#	ESPN2	W, 77-57
<b>N18</b>	vs. Western Kentucky#	ESPN2	W, 78-62
<b>N24</b>	<b>Northern Kentucky</b>	<b>ESPN3</b>	<b>W, 66-53</b>
<b>N29</b>	<b>Alabama</b>	<b>ESPNU</b>	<b>W, 70-64</b>
<b>D2</b>	at Missouri	ESPNU	L, 64-62 (ot)
<b>D8</b>	<b>Grambling</b>	<b>ESPN3</b>	<b>W, 70-45</b>
<b>D11</b>	<b>Georgia Southern</b>	<b>ESPN3</b>	<b>W, 95-88</b>
<b>D16</b>	<b>Stetson</b>	<b>ESPN3</b>	<b>W, 90-65</b>
<b>D21</b>	<b>Illinois State</b>	<b>ESPN3</b>	<b>W, 77-56</b>
<b>J2</b>	<b>Temple*</b>	<b>ESPNNews</b>	<b>W, 78-73</b>
<b>J5</b>	at UConn*	ESPNNews	W, 65-53
<b>J13</b>	<b>ECU*</b>	<b>ESPNU</b>	<b>W, 76-65</b>
<b>J16</b>	at Wichita State*	CBSSN	L, 75-67
<b>J19</b>	<b>Tulsa*</b>	<b>ESPNU</b>	<b>W, 64-62</b>
<b>J23</b>	at Tulane*	ESPN3	W, 75-50
<b>J27</b>	at Memphis*	CBSSN	L, 77-57
<b>J31</b>	<b>UConn*</b>	<b>ESPNU</b>	<b>W, 73-67</b>
<b>F7</b>	<b>#12/12 Houston*</b>	<b>CBSSN</b>	<b>L, 77-68</b>
<b>F10</b>	at SMU*	ESPNNews	W, 71-65
<b>F13</b>	<b>S. Florida*</b>	<b>ESPNNews</b>	<b>W, 78-65</b>
<b>F16</b>	<b>Memphis*</b>	<b>ESPN2</b>	<b>W, 79-72</b>
<b>F21</b>	at #23/25 Cincinnati*	ESPN2	L, 60-55
<b>F24</b>	<b>SMU*</b>	<b>CBSSN</b>	<b>W, 95-48</b>
<b>F27</b>	at S. Florida*	ESPN3	W, 75-63
<b>M2</b>	at #6/8 Houston*	ESPN	W, 69-64
<b>M7</b>	<b>#19/20 Cincinnati*</b>	<b>ESPN2</b>	<b>7 p.m.</b>
<b>M9</b>	at Temple*	ESPN2	4 p.m.
<b>M15</b>	AAC Quarterfinals%	ESPN2/U	TBD
<b>M16</b>	AAC Semifinals%	ESPN2	TBD
<b>M17</b>	AAC Finals%	ESPN	3:15 p.m.

\* American Athletic Conference contest  
 & Exhibition contest  
 # Myrtle Beach Invitational  
 % American Athletic Conference Tournament  
 All times Eastern



(25/rv) **UCF KNIGHTS** (22-6, 12-4)  
**Head Coach:** Johnny Dawkins (Duke, 1986)  
**Record at UCF:** 65-31 (3rd Season)  
**Overall Record:** 221-146 (11th Season)



(20/19) **CINCINNATI BEARCATS** (25-4, 14-2)  
**Head Coach:** Mick Cronin (Cincinnati, 1997)  
**Record at Cincinnati:** 293-144 (13th Season)  
**Overall Record:** 362-168 (16th Season)

## UCFACTS

### SETTING THE SCENE

- The Knights have been playing some of their best basketball of the season as of late, winning three in a row and six of their last seven, including Saturday's win at then #6/8 Houston.
- After a pair of road wins over South Florida and the Cougars, UCF returns to CFE Arena for its final home game of the season, hosting #19/20 Cincinnati.
- Thursday marks the first-ever Top 25 match-up in UCF's program history and the first Top 25 match-up at CFE Arena.
- The Knights are third in The American standings at 12-4 and could gain ground on both Houston and Cincinnati, both at 14-2 in league play.

### CRASHING THE COUGARS' PARTY

- Saturday was a big day for Houston Basketball. The Cougars were in the Top 10 in the nation and hosting ESPN College GameDay.
- The Knights spoiled the fun when they went into the brand new Fertitta Center and won 69-64.
- UCF was led by Collin Smith, who scored a season-high 21 points, and Tacko Fall, who had 13 points and 10 rebounds for his fifth double-double of the season.
- The Knights outshot and outrebounded the Cougars, had 14 assists to just nine turnovers and led second chance points, 9-3 to earn the road victory.

### BEATING RANKED OPPONENTS

- The Knights are now 6-45 all-time against ranked opponents, but three of those six wins have come in the last three seasons under head coach Johnny Dawkins.
- UCF defeated No. 24 Alabama on the road last season and took down No. 15 Cincinnati at home in 2016-17.
- Saturday's win was the second highest ranked win ever for the Knights (No. 4 UConn, 2011), but the highest ranked win in a true road game.
- A win Thursday against No. 19/20 Cincinnati would mark the first time UCF has earned two wins over ranked opponents in a single season.

### CRACKING THE TOP 25

- For the first time since 2011, UCF cracked the Associated Press Top 25 Poll on Monday, coming in at 25th.
- It's the only ranking for the Knights outside of the 2010-11 season, when they won their first 14 games of the campaign.
- This marks the furthest into a season that UCF has been ranked in a national poll.
- The Knights are also just outside the USA Today Coaches Poll, receiving 22 votes, which is tied for 26th.

## A UCF WIN WOULD

## RECORD BREAKDOWN

- Be better than a loss
- Mark UCF's most regular season wins ever
- Be just the Knights' second win over Cincy
- Be UCF's seventh win against a ranked opponent
- Mark the first time UCF beat two ranked opponents in the same season
- Make the Knights 15-2 at home this season
- Give the Knights a 13-4 league record
- Be the fourth straight Senior Day win

Overall .....	22-6
The American .....	12-4
Non-Conference .....	10-2
Home .....	14-2
Away .....	5-4
Neutral .....	3-0

Twitter: @UCF\_MBB | Instagram: UCF.MBB | Facebook: /UCFMensBasketball



BY THE NUMBERS

Table comparing UCF Knights and Cincinnati Cats statistics across categories like Points, Defense, FG%, etc.

SERIES INFORMATION

Overall: Cincinnati, 11-1
in Cincinnati: Cincinnati, 5-0
in Orlando: Cincinnati, 5-1
at Neutral location: Cincinnati, 1-0
Streak: Cincinnati won 3
Last meeting: #23 Cincinnati 60, UCF 55
Last UCF win: UCF 53, #15 Cincinnati 49

UCF and Cincinnati first met on the hardwood back in 1983 when the Bearcats won 62-48 in Orlando.

The two teams didn't meet again until they both joined the American Athletic Conference for the 2013-14 season.

Cincinnati won the first seven league contests against UCF, from 2014 to 2017.

The Knights earned their first ever victory over the Bearcats on Senior Day of 2017. UCF defeated No. 15 Cincinnati 53-49 for their fourth victory over a ranked opponent.

Last season Cincinnati swept the series, winning 49-38 in Orlando and then dominating 77-40 in Highland Heights, Ky.

Back on Feb. 21, the Bearcats won the first meeting between the two teams this season, earning a 60-55 victory at Fifth Third Arena.

KNIGHT NOTES

22 REGULAR SEASON WINS

- With the win at #6/8 Houston, UCF earned its 22nd victory of the season, matching the program's Division I record for most regular season wins (2006-07 and 2003-04).

OFFENSIVE EFFICIENCY

- Known for their defense the last few years under Johnny Dawkins, the Knights have been extremely efficient offensively in 2018-19.

DOMINATING DEFENSE

- It's the defense that has dominated under Dawkins though, holding opponents to a combined 38.10 percent from the floor the previous two seasons, which led the nation during that time.

HOLDING THE LEAD

- The veteran group for UCF has been solid in holding a lead in 2018-19.

TAKING CARE OF THE BALL

- UCF is much improved this season in not turning the ball over, ranking 32nd in all of NCAA Division I with just 321 turnovers.

TACKO'S 20-20 VISION

- Before the season, head coach Johnny Dawkins challenged Tacko Fall to get a 20-20 game as a senior. He knew he was capable.

WINNING BY 47 POINTS IS A LOT

- Everything was clicking for UCF in the win over SMU.



### QUICK FACTS

#### UCF INFORMATION

Location	Orlando, Fla.
Founded	1963
Enrollment	67,000+
Nickname	Knights
Colors	Black and Gold
Conference	American Athletic
President	Dr. Dale Whittaker
Director of Athletics	Dr. Daniel J. White
Athletics Phone	(407) 823-2261
Ticket Office Phone	(407) 823-1000

#### CFE ARENA

Capacity	10,000
Year Opened	2007
Press Row Phone	(407) 823-2477

#### BASKETBALL HISTORY

First Year of Basketball	1969-70
First Year in Division I	1984-85
First Year in AAC	2013-14
All-Time Record	761-619/814-619*
NCAA Tournaments/Last	Four/2005

\*2008-09 (17-14), 2009-10 (15-17), 2010-11 (21-12) victories were vacated due to NCAA sanctions

#### TEAM INFORMATION

2017-18 Record	19-13
Conference Record/Finish	9-9/6th
Home Record	12-4
Road Record	5-7
Neutral Record	2-2
Conference Tournament	Quarterfinals
Postseason	--
Starters Returning/Lost	4/1
Letterwinners Returning/Lost	9/2
Newcomers	6

#### STRATEGIC COMMUNICATIONS

Director (MBB, Primary)	Daniel Forcella
Office Phone	(407) 823-2142
Cell Phone	(207) 650-6790
Email	dforcella@athletics.ucf.edu
Assistant Director (MBB, Secondary)	Kelly Cartner
Office Phone	(407) 823-6489
Email	kcartner@athletics.ucf.edu
Mailing Address	Spectrum Stadium 4465 Knights Victory Way Orlando, FL 32816
Website	www.UCFKnights.com
Twitter	@UCF_MBB
Instagram	UCF.MBB
Facebook	/UCFMensBasketball

### KNIGHT NOTES

#### TACKO TIME

- Tacko Fall leads The American and ranks seventh in the nation with 2.5 blocks per game.
- He also leads the league with a 75.1 field goal percentage and would lead the nation if he made enough field goals per game to qualify.
- Accumulating 265 blocks in his career, Fall is the all-time leader in career blocks at UCF.
- The Knights are 17-1 this season when Fall scores in double figures.
- Fall became the 20th member of UCF's 1,000-Point Club earlier this season.
- In the win over South Florida, Fall scored 21 points, setting a UCF record with 21 FT attempts.
- He matched a UCF Division I era record with 20 rebounds against SMU and became the first Knight in the program's D1 era to record a 20-20 game.
- After wins over South Florida and Houston, Fall was named the AAC Player of the Week.

#### FALL FACTS

- Among the 40 tallest living human beings in the world.
- At 7-foot-6, he is the tallest player in NCAA Division I basketball and taller than any NBA player.
- Hand Length: 10.5 inches | Wingspan: 8 feet, 4 inches | Shoe Size: 22
- Successfully won all 28 tipoffs this season and each of the last 32 dating back to last season.

#### AWESOME AUBREY

- Aubrey Dawkins has been named the American Athletic Conference Player of the Week twice, and earned American Weekly Honor Roll accolades once this season.
- He is currently second on the team and 13th in The American with 15.1 points per game.
- Dawkins is also fourth on the team 5.0 rebounds per game.
- His 80.7 percent mark from the free throw line leads the Knights and ranks fifth in the AAC.
- Dawkins scored in double figures in his first 18 games as a Knight, the first player to do so in UCF's Division I era, and has scored in double figures in 26 of 28 games this season.
- He has been very impressive in nine true road games, averaging 17.4 points per game while shooting 53.3% from the field, 47.9% from three and 91.7% from the free throw line.

#### BIG SHOT BARRY

- BJ Taylor has led UCF in scoring each of his three seasons on the court, and now his 16.3 points per game leads the Knights and ranks ninth in The American in 2018-19.
- The Orlando native was named the Preseason Player of the Year and Preseason First Team All-Conference in The American.
- If he continues pace, Taylor could become the first player in UCF's D1 era to average 15+ points per game in three consecutive seasons.
- With a knack of getting to the line, Taylor ranks second all-time at UCF with 433 free throws made and is 19th in the nation this season with 164 free throws made.
- He also ranks seventh all-time with 313 assists and ninth with 172 three-pointers.
- Over the last eight games, Taylor has totaled 39 assists and just nine turnovers.
- He currently ranks seventh all-time in scoring at UCF with 1,549 points.

#### MR. SMITH GOES TO THE HOLE

- Collin Smith has been a key contributor in his first season on the court for the Knights, starting all but one game, and he had a huge part in UCF's win at #6/8 Houston on Saturday.
- He scored a season-high 21 points, grabbed seven boards and dished out three assists.
- The 6-foot-11 versatile forward is fourth on the team with 8.4 points per game and third with 5.3 rebounds per contest.
- After starting the year 13-of-30, has shot 45-of-59 (76.3%) from the free throw line since Dec. 2
- Scored a season-high 18 points, dished out a career-high five assists and grabbed 10 boards for his third double-double of the season in the win at SMU on Feb. 10.

#### BATTLING ON THE BOARDS

- The Knights hold a slight +2.1 advantage in rebounds over their opponents, but when they're doing it well it leads to wins.
- UCF is 18-0 on the season when outrebounding its opponent, and 20-0 when at least matching its opponent's rebound total.
- The Knights rank sixth in the league with 36.8 rebounds per game and are sixth in rebounding defense, allowing 34.7 per contest.

### RECORD BY LINEUP

GUARD	GUARD	GUARD	FORWARD	CENTER	RECORD
Terrell Allen	B.J. Taylor	Aubrey Dawkins	Collin Smith	Tacko Fall	21-6
Terrell Allen	B.J. Taylor	Aubrey Dawkins	Chad Brown	Tacko Fall	1-0



LAST TIME VS. CINCINNATI

#23 CINCINNATI 60 • UCF 55
FEBRUARY 21 • CINCINNATI, OHIO

Official Basketball Box Score -- Game Totals -- Final Statistics
UCF vs Cincinnati
02/21/19 7:00 pm at Cincinnati, OH

UCF 55 • 19-6; 9-4

Table with 11 columns: Player, FG-FGA, 3-Ptr, FT-FTA, Rebounds (Off, Def, Tot), PF, TP, A, TO, Blk, Stl, Min. Includes player stats for Smith, Collin; Fall, Tacko; Taylor, B.J.; Allen, Terrell; Dawkins, Aubrey; DeJesus, Caesar; Griffin, Dayon; Bertz, Frank; Brown, Chad; and Team Totals.

Summary statistics table for UCF: FG % 1st Half: 7-20 35.0%, 2nd half: 14-25 56.0%, Game: 21-45 46.7%; 3FG % 1st Half: 3-8 37.5%, 2nd half: 6-12 50.0%, Game: 9-20 45.0%; FT % 1st Half: 1-2 50.0%, 2nd half: 3-5 60.0%, Game: 4-7 57.1%. Deadball Rebounds: 3.1

Cincinnati 60 • 22-4; 11-2

Table with 11 columns: Player, FG-FGA, 3-Ptr, FT-FTA, Rebounds (Off, Def, Tot), PF, TP, A, TO, Blk, Stl, Min. Includes player stats for Tre Scott; Nysier Brooks; Keith Williams; Justin Jenifer; Jarron Cumberland; Logan Johnson; Trevor Moore; Rashawn Fredericks; Cane Broome; Eliel Nsoseme; and Team Totals.

Summary statistics table for Cincinnati: FG % 1st Half: 10-24 41.7%, 2nd half: 11-28 39.3%, Game: 21-52 40.4%; 3FG % 1st Half: 4-6 66.7%, 2nd half: 3-8 37.5%, Game: 7-14 50.0%; FT % 1st Half: 2-2 100.0, 2nd half: 9-10 90.0%, Game: 11-12 91.7%. Deadball Rebounds: 3

Officials: Jeffrey Anderson, Don Daily, Michael Stephens
Technical fouls: UCF-TEAM, Cincinnati-None.
Attendance: 12377

Score by periods table with columns: Period, UCF, Cincinnati. Values: 1st (18-26), 2nd (37-34), Total (55-60)

Points in paint table with columns: Points, In Paint, Off T/O, 2nd Chance, Fast Break, Bench. Values: UCF (14-16), CIN (16-17)

Last FG - UCF 2nd-00:07, CIN 2nd-00:24.
Largest lead - UCF by 8 1st-16:13, CIN by 8 1st-01:34.
UCF led for 18:37, CIN led for 17:42. Game was tied for 03:35.

Score tied - 3 times.
Lead changed - 4 times.



GAME RECAP

CINCINNATI (UCFKnights.com) – It’s extremely difficult to win at Cincinnati. Not just for UCF. In fact, coming into Thursday’s battle between the second place Bearcats and the third place Knights, Cincinnati had won 47 out of its last 49 home games the last three seasons.

UCF (19-6, 9-4) nearly became the third team to beat the No. 25 Bearcats (22-4, 11-2) at home the since 2016-17, but couldn’t pull out the road victory, eventually falling 60-55 in American Athletic Conference action at Fifth Third Arena.

The Knights trailed 26-18 at halftime, turning the ball over 15 times and shooting just 35.0 percent from the floor.

“The game is about situations,” UCF head coach Johnny Dawkins said. “A couple of possessions here or there in the second half. We have to be better in that stretch, but really the first half was where the tone was set. We just could not get anything going.”

The Knights then dominated to start the second half, using a 12-0 run to take a 30-26 lead and eventually outscoring Cincinnati 18-2 to gain a 36-28 advantage just five minutes into the frame.

Aubrey Dawkins was critical in UCF’s ability to regain the lead, scoring eight of the Knights’ 18 during the spurt. Additionally, the junior guard scored 15 of his game-high 18 points in the final 20 minutes of action.

The Knights only turned the ball over three times in the second half and shot a blistering 56.0 percent from the field and went 6-of-12 from beyond the arc.

“Our pace was better in the second half and I thought our ball movement was better as well,” Dawkins said. “In the second half we really played off of each other with connecting plays and it was effective.”

A 6-0 run cut the UCF lead to 40-38, but three pointers on back-to-back possessions by Frank Bertz brought the lead back to six, at 46-40, with 7:56 to play.

That’s when the Bearcats were able to get right back into it. Keith Williams knocked down a three and then Nysier Brooks finished in the lane, as Tacko Fall’s hand found his jersey and the UCF center was called for a flagrant foul. Brooks hit one-of-two from the line to tie the game at 46 apiece.

It was Dawkins again who put the Knights in front with a fadeaway jumper, but after two free throws from Jarron Cumberland, and a running floater off the backboard as the shot clock expired for Justin Jenifer, Cincinnati took a lead it wouldn’t relinquish.

The Bearcats withstood every UCF punch the final 3:12 to hold on for the 60-55 home victory.

“They stepped up and made big plays at the end, but we have to be better,” Dawkins said. “We can’t have 20 or 25-minute efforts.”

Dawkins led the way with 18 points on 7-of-13 shooting and 4-of-6 from beyond the arc. BJ Taylor, who scored eight points in the first half, finished with 12 for the game. Tacko Fall added seven points and a game-high five blocked shots.

Cumberland, who came into the game leading the league in scoring, was held to just 11 points on 3-of-13 shooting, as Terrell Allen led the defensive effort on the perimeter to try to contain the Preseason First Team All-Conference honoree.

Williams and Jenifer led the way with 12 points each, three of which came from the latter to put the Bearcats up 56-50 with 24 seconds left and ultimately put the game away.



## NUMERICAL ROSTER

No.	Name	Pos.	Ht.	Wt.	Pos.	Hometown/High School/Last College
0	Yuat Alok*	C	6-11	225	Jr.	Auckland, New Zealand/Impact Academy [Fla.]/Chipola CC/TCU
1	BJ Taylor	G	6-2	195	r-Sr.	Orlando, Fla. (Boone)
2	Terrell Allen	G	6-3	185	r-Jr.	Upper Marlboro, Md. (DeMatha Catholic/Drexel)
3	Dre Fuller Jr.	G	6-5	210	Fr.	Fayetteville, N.C. (Admiral Farragut [Fla.])
4	Cesar DeJesus	G	6-2	190	r-So.	West New York, N.J. (Mt. Zion Prep [Md.])
5	Myles Douglas	F	6-8	215	So.	Edgewood, Md. (Aberdeen)
10	Dayon Griffin	G	6-4	210	r-Sr.	St. Petersburg, Fla. (St. Petersburg/Louisiana Tech)
12	Xavier Grant	G	6-3	180	Fr.	Fort Lauderdale, Fla. (American Heritage)
13	Levy Renaud	G	6-2	180	Fr.	Fort Lauderdale, Fla. (NSU University School)
14	Ibrahim Famouke Doumbia*	F	6-7	205	So.	Bamako, Mali (Miami Country Day/South Carolina)
15	Aubrey Dawkins	G	6-6	205	r-Jr.	Durham, N.C. (New Hampton Prep [N.H.]/Michigan)
20	Frank Bertz	G	6-5	180	Jr.	Hesperia, Calif. (Sultana/East Los Angeles College)
21	Chad Brown	F	6-9	245	Sr.	Deltona, Fla. (Deltona)
22	Chance McSpadden	G	6-4	185	r-Jr.	Winter Haven, Fla. (Winter Haven)
24	Tacko Fall	C	7-6	310	Sr.	Dakar, Senegal (Liberty Christian Prep [Fla.])
25	Ryan Anders	F	6-6	220	Fr.	Tampa, Fla. (Wharton)
31	Anthony Catotti	G	6-4	200	r-Sr.	Oviedo, Fla. (Seminole)
35	Collin Smith	F	6-11	240	r-So.	Jacksonville, Fla. (Bolles School/George Washington)

\*ineligible for 2018-19 due to NCAA transfer rules


**Head Coach:** Johnny Dawkins (Duke, 1986), Third Year  
**Assistant Coach:** Kevin Norris (Miami, 1998), Third Year  
**Assistant Coach:** Vince Taylor (Duke, 1982), Second Year  
**Assistant Coach:** Robbie Laing (Troy, 1982), Third Year  
**Director of Operations:** Jimmy Drew (DePaul, 2011), Third Year  
**Director of Player Development:** Kelvin Johnson (Richmond, 1985), Second Year  
**Video Coordinator:** Jaycob Ammerman (Flagler, 2013), Third Year  
**Director of Sports Performance:** Alex Parr (Maryland, 2006), Third Year  
**Athletic Trainer:** Jarrett Schweim (Florida, 2006), Fifth Year  
**Equipment Manager:** John Whitford (Manchester, 1995), 16th Year



**B.J. TAYLOR**  
 #1 • G • r-Sr. • 6-2  
 Orlando, Fla.



**TERRELL ALLEN**  
 #2 • G • r-Jr. • 6-3  
 Upper Marlboro, Md.



**DRE FULLER JR.**  
 #3 • G • Fr. • 6-5  
 Fayetteville, N.C.



**CEASAR DEJESUS**  
 #4 • G • r-So. • 6-2  
 West New York, N.J.



**MYLES DOUGLAS**  
 #5 • F • So. • 6-8  
 Edgewood, Md.



**DAYON GRIFFIN**  
 #10 • G • r-Sr. • 6-4  
 St. Petersburg, Fla.




**AUBREY DAWKINS**  
 #15 • G • r-Jr. • 6-6  
 Durham, N.C.



**FRANK BERTZ**  
 #20 • G • Jr. • 6-5  
 Hesperia, Calif.




**CHAD BROWN**  
 #21 • F • Sr. • 6-9  
 Deltona, Fla.



**CHANCE MCSPADDEN**  
 #22 • G • r-Jr. • 6-4  
 Winter Haven, Fla.



**TACKO FALL**  
 #24 • C • Sr. • 7-6  
 Dakar, Senegal



**COLLIN SMITH**  
 #35 • F • r-So. • 6-11  
 Jacksonville, Fla.



**JOHNNY DAWKINS**  
 Head Coach  
 Third Season

## ALPHABETICAL

No.	Name	Yr.
2	Terrell Allen	r-Jr.
0	Yuat Alok	Jr.
25	Ryan Anders	Fr.
20	Frank Bertz	Jr.
21	Chad Brown	Sr.
31	Anthony Catotti	r-Sr.
15	Aubrey Dawkins	r-Jr.
4	Cesar DeJesus	r-So.
5	Myles Douglas	So.
14	Ibrahim Famouke Doumbia	So.
24	Tacko Fall	Sr.
3	Dre Fuller Jr.	Fr.
12	Xavier Grant	Fr.
10	Dayon Griffin	r-Sr.
22	Chance McSpadden	r-Jr.
13	Levy Renaud	Fr.
35	Collin Smith	r-So.
1	B.J. Taylor	r-Sr.

## PRONUNCIATIONS

tuh - RELL, Allen  
 YOO - at, A - lock  
 Anthony, kuh - tah - dee  
 SEE - zurr, duh - HAY - zeus  
 TACO, Fall  
 EE - bruh - heem, fuh - MOO - kay, DOOM - bee - uh  
 DAY - on, Griffin  
 LEV - ee, ray - NO

## BY LOCATION

California		
20	Frank Bertz	Jr.
Florida		
25	Ryan Anders	Fr.
21	Chad Brown	Sr.
30	Anthony Catotti	r-Sr.
12	Xavier Grant	Fr.
10	Dayon Griffin	r-Sr.
22	Chance McSpadden	r-Jr.
13	Levy Renaud	Fr.
35	Collin Smith	r-So.
1	B.J. Taylor	r-Sr.
International		
0	Yuat Alok	Jr.
14	Ibrahim Famouke Doumbia	So.
24	Tacko Fall	Sr.
Maryland		
2	Terrell Allen	r-Jr.
5	Myles Douglas	So.
New Jersey		
4	Cesar DeJesus	r-So.
North Carolina		
15	Aubrey Dawkins	r-Jr.
3	Dre Fuller Jr.	Fr.

## BY CLASS

Freshman (4)		
25	Ryan Anders	Fr.
3	Dre Fuller Jr.	Fr.
12	Xavier Grant	Fr.
13	Levy Renaud	Fr.
Sophomores (4)		
4	Cesar DeJesus	r-So.
5	Myles Douglas	So.
14	Ibrahim Famouke Doumbia	So.
35	Collin Smith	r-So.
Juniors (5)		
2	Terrell Allen	r-Jr.
0	Yuat Alok	Jr.
15	Aubrey Dawkins	r-Jr.
22	Chance McSpadden	r-Jr.
20	Frank Bertz	Jr.
Seniors (5)		
21	Chad Brown	Sr.
30	Anthony Catotti	r-Sr.
24	Tacko Fall	Sr.
10	Dayon Griffin	r-Sr.
1	B.J. Taylor	r-Sr.



**THE AMERICAN**

**STANDINGS**

School	AAC	Overall	Streak
Houston	14-2	27-2	L1
Cincinnati	14-2	25-4	W5
<b>UCF</b>	<b>12-4</b>	<b>22-6</b>	<b>W3</b>
Temple	11-5	21-8	W1
Memphis	10-7	18-12	L1
Wichita State	8-8	15-13	W2
Tulsa	8-9	18-12	W2
South Florida	7-9	18-11	L3
UConn	5-11	14-15	W1
SMU	5-11	13-15	L3
ECU	3-13	10-18	L2
Tulane	0-15	4-23	L17

\*through games played 3/4/19

**STATISTICAL LEADERS**

Scoring	Team	PPG
1. Jeremiah Martin	Memphis	19.7
2. Shizz Alston Jr.	Temple	19.1
3. Jarron Cumberland	Cincinnati	18.6
4. Markis McDuffie	Wichita	18.1
5. Jahmal McMurray	SMU	17.8
6. Jalen Adams	UConn	17.0
7. Jayden Gardner	ECU	16.9
8. Quinton Rose	Temple	16.6
<b>9. BJ Taylor</b>	<b>UCF</b>	<b>16.3</b>
10. Corey Davis Jr.	Houston	16.1

Rebounding	Team	RPG
1. Alexis Yetna	USF	9.5
2. Jayden Gardner	ECU	8.6
3. Samir Sehic	Tulane	7.8
<b>4. Tacko Fall</b>	<b>UCF</b>	<b>7.4</b>
5. Kyvon Davenport	Memphis	7.0

Field Goal Percentage	Team	Per.
<b>1. Tacko Fall</b>	<b>UCF</b>	<b>75.1</b>
2. Martins Igbanu	Tulsa	63.4
3. Josh Carlton	UConn	59.4
4. Jaime Echinique	Wichita	54.0
5. Seth Leday	ECU	53.7

Assists	Team	APG
1. Laquincy Rideau	USF	5.5
2. Galen Robinson Jr.	Houston	5.3
2. Shizz Alston Jr.	Temple	5.2
4. Jeremiah Martin	Memphis	4.4
<b>5. Terrell Allen</b>	<b>UCF</b>	<b>4.4</b>

Free Throw Percentage	Team	Per.
1. Shizz Alston Jr.	Temple	90.5
2. Corey Davis Jr.	Houston	85.0
3. Jalen Adams	UConn	84.7
4. Markis McDuffie	Wichita	82.9
<b>5. Aubrey Dawkins</b>	<b>UCF</b>	<b>80.7</b>

Three-Point Percentage	Team	Per.
1. Justin Jenifer	Cincinnati	43.8
2. Jarron Cumberland	Cincinnati	41.1
3. Justin Brown	USF	40.0
4. Armoni Brooks	Houston	39.6
<b>5. Aubrey Dawkins</b>	<b>UCF</b>	<b>39.1</b>

Blocked Shots	Team	BPG
<b>1. Tacko Fall</b>	<b>UCF</b>	<b>2.5</b>
2. Josh Carlton	UConn	1.7
3. Jaime Echinique	Wichita	1.6
4. Nysier Brooks	Cincinnati	1.6
5. Brison Gresham	Houston	1.4

Assist-to-Turnover	Team	Ratio
1. Galen Robinson Jr.	Houston	2.9
2. Jimmy Whitt Jr.	SMU	2.9
<b>3. Terrell Allen</b>	<b>UCF</b>	<b>2.8</b>
4. Shizz Alston Jr.	Temple	2.1
<b>5. BJ Taylor</b>	<b>UCF</b>	<b>2.0</b>

through games played 3/4/19

**PRESEASON HONORS**

**FIRST TEAM**

Jalen Adams	Sr.	Guard	UConn
Jarron Cumberland Jr.	Jr.	Guard	Cincinnati
Jeremiah Martin	Sr.	Guard	Memphis
Quinton Rose	Jr.	Guard	Temple
B.J. Taylor	r-Sr.	Guard	UCF

**SECOND TEAM**

Corey Davis Jr.	Sr.	Guard	Houston
Tacko Fall	Sr.	Center	UCF
Jarrey Foster	Sr.	Guard	SMU
Markis McDuffie	Sr.	Forward	Wichita State
Jahmal McMurray	Sr.	Guard	SMU
Sterling Taplin	Sr.	Guard	Tulsa

**PLAYER OF THE YEAR**

B.J. Taylor	r-Sr.	Guard	UCF
-------------	-------	-------	-----

**FRESHMAN OF THE YEAR**

Nate Hinton	Fr.	Guard	Houston
-------------	-----	-------	---------

**Rank Team (First Place Votes) Points**

1. UCF (6)	114
2. Cincinnati (3)	107
3. Houston (2)	103
4. Memphis (1)	85
5. UConn	75
6. Temple	74
7. SMU	63
8. Wichita State	60
9. Tulsa	48
10. Tulane	23
11. ECU	22
12. S. Florida	18

**WEEKLY HONORS**

**Player of the Week**

Nov. 12 - Shizz Alston Jr.	Senior	Guard	Temple
Nov. 12 - Markis McDuffie	Senior	Forward	Wichita State
<b>Nov. 19 - Aubrey Dawkins</b>	<b>Junior</b>	<b>Guard</b>	<b>UCF</b>
Nov. 26 - Jarron Cumberland	Junior	Guard	Cincinnati
Dec. 3 - Armoni Brooks	Junior	Guard	Houston
Dec. 10 - DaQuan Jeffries	Senior	Guard	Tulsa
Dec. 17 - Shizz Alston Jr.	Junior	Guard	Temple
Dec. 17 - Galen Robinson Jr.	Junior	Guard	Houston
Dec. 24 - Jarron Cumberland	Junior	Guard	Cincinnati
<b>Jan. 7 - Aubrey Dawkins</b>	<b>Junior</b>	<b>Guard</b>	<b>UCF</b>
Jan. 14 - Nate Pierre-Louis	Sophomore	Guard	Temple
Jan. 21 - Jarron Cumberland	Junior	Guard	Cincinnati
Jan. 28 - Jarron Cumberland	Junior	Guard	Cincinnati
Feb. 4 - Markis McDuffie	Senior	Forward	Wichita State
Feb. 11 - Corey Davis Jr.	Senior	Guard	Houston
Feb. 18 - Shizz Alston Jr.	Senior	Guard	Temple
Feb. 25 - Jeremiah Martin	Senior	Guard	Memphis
<b>Mar. 4 - Tacko Fall</b>	<b>Senior</b>	<b>Center</b>	<b>UCF</b>

**Rookie of the Week**

Nov. 12 - Jayden Gardner	Freshman	Forward	ECU
Nov. 19 - Tyler Harris	Freshman	Guard	Memphis
Nov. 26 - Cedrick Alley Jr.	Freshman	Forward	Houston
Dec. 3 - Jayden Gardner	Freshman	Forward	ECU
Dec. 10 - Tyler Harris	Freshman	Guard	Memphis
Dec. 17 - Alexis Yetna	Freshman	Forward	South Florida
Dec. 24 - Alexis Yetna	Freshman	Forward	South Florida
Jan. 7 - Nate Hinton	Freshman	Forward	Houston
Jan. 14 - Jayden Gardner	Freshman	Forward	ECU
Jan. 14 - Alexis Yetna	Freshman	Forward	South Florida
Jan. 21 - Jayden Gardner	Freshman	Forward	ECU
Jan. 28 - Alexis Yetna	Freshman	Forward	South Florida
Feb. 4 - Jamarius Burton	Freshman	Guard	Wichita State
Feb. 11 - Cedrick Alley Jr.	Freshman	Forward	Houston
Feb. 18 - Jayden Gardner	Freshman	Forward	ECU
Feb. 25 - Dexter Dennis	Freshman	Guard	Wichita State
Mar. 4 - Jamarius Burton	Freshman	Guard	Wichita State

**UCF on the Honor Roll**

<b>B.J. Taylor</b>	<b>Senior</b>	<b>Guard</b>	<b>Nov. 12</b>
<b>B.J. Taylor</b>	<b>Senior</b>	<b>Guard</b>	<b>Dec. 3</b>
<b>B.J. Taylor</b>	<b>Senior</b>	<b>Guard</b>	<b>Dec. 10</b>
<b>Aubrey Dawkins</b>	<b>Junior</b>	<b>Guard</b>	<b>Feb. 11</b>
<b>B.J. Taylor</b>	<b>Senior</b>	<b>Guard</b>	<b>Feb. 18</b>
<b>Tacko Fall</b>	<b>Senior</b>	<b>Center</b>	<b>Feb. 25</b>



TRENDS

Table with 2 columns: Trend Category and Value. Includes categories like 'Win the tip', 'Home games', 'Opponent Scores', etc.

THE LAST TIME

Table with 3 columns: Category, UCF, and Opponent. Lists various game statistics and opponent names.

Table with 2 columns: Category and UCF Player. Lists specific player achievements and game statistics.



**RECORDS WATCH**

**Career Field Goal Percentage**

(min. 200 attempts)

1. <b>Tacko Fall (2015-present)</b>	<b>.740 (473-639)</b>
2. Willie Edison (1980-82)	.617 (246-399)
3. Tyrone Sparrow (1975-77)	.598 (158-264)
4. Jerry Prather (1974-78)	.584 (757-1,297)
5. Staphon Blair (2012-16)	.583 (215-369)

**Career Rebound Average**

1. Ed Fluitt (1971-73)	12.0
2. Ed Smith (1972-74)	9.9
3. Ruben Cotton (1979-81)	9.6
4. Ken Leeks (1988-92)	8.8
5. Jerry Prather (1974-78)	8.2
6. Keith Clanton (2009-13)	7.8
7. Lee Riley (1974-77)	7.7
<b>Tacko Fall (2015-present)</b>	<b>7.7</b>
9. Dan Faison (1983-85)	7.5
Don Mathis (1970-72)	7.5

**Career Blocks**

1. <b>Tacko Fall (2015-present)</b>	<b>265</b>
2. Keith Clanton (2009-13)	227
3. Ken Leeks (1988-92)	141
4. Paul Reed (2001-02)	127
5. Issac McKinnon (1979-83)	106
6. Staphon Blair (2012-16)	99
7. John Friday (1984-85, 86-87)	94
<b>8. Chad Brown (2015-present)</b>	<b>91</b>
9. Josh Bodden (2000-04)	88
10. Anthony Williams (2004-06)	86

**Career Rebounds**

1. Keith Clanton (2009-13)	1,000
2. Ken Leeks (1988-92)	942
3. Jerry Prather (1974-78)	849
4. <b>Tacko Fall (2015-present)</b>	<b>842</b>
5. Isaiah Sykes (2010-14)	764
6. Willy Belotte (1972-76)	698
7. Paul Reed (1999-02)	685
8. A.J. Davis (2015-18)	633
9. Dan Faison (1982-85)	626
10. Mario Lovett (1996-01)	608

**Career Free Throws**

1. Bo Clark (1975-77, 78-80)	456
2. <b>BJ Taylor (2014-present)</b>	<b>433</b>
3. Ken Leeks (1988-92)	413
4. Mike Clark (1969-73)	410
5. Keith Clanton (2009-13)	399
6. Marcus Jordan (2009-12)	350
7. Isaiah Sykes (2010-14)	335
8. A.J. Davis (2015-18)	319
9. Jermaine Taylor (2005-09)	308
10. Paul Reed (1999-02)	279

**Career Points**

1. Bo Clark (1975-77, 78-80)	2,866
2. Mike Clark (1969-73)	2,085
3. Jermaine Taylor (2005-09)	1,979
4. Jerry Prather (1974-78)	1,778
5. Ken Leeks (1988-92)	1,763
6. Keith Clanton (2009-13)	1,718
7. <b>BJ Taylor (2014-present)</b>	<b>1,549</b>
8. Isaiah Sykes (2010-14)	1,545
9. Darryl Davis (1991-95)	1,540
10. D'Quarius Stewart (1996-00)	1,387
<b>Tacko Fall (2015-present)</b>	<b>1,108</b>

**Career 3-Point Field Goals**

1. Matt Williams (2012-17)	274
2. Jermaine Taylor (2005-09)	251
3. Jason Thornton (1998-02)	220
4. Mike O'Donnell (2005-08)	195
5. Isaac Sosa (2008-11)	190
6. Josh Peppers (2003-07)	180
7. D'Quarius Stewart (1996-00)	175
Harry Kennedy (1995-97)	175
9. <b>BJ Taylor (2014-present)</b>	<b>172</b>
10. Ray Abellard (2001-03)	168

**Career Assists**

1. Sinua Phillips (1990-94)	531
2. Cory Perry (1996-00)	512
3. Al Miller (1999-03)	397
4. Mike Clark (1969-73)	361
5. Isaiah Sykes (2010-14)	336
6. Mike O'Donnell (2005-08)	319
7. <b>BJ Taylor (2014-present)</b>	<b>313</b>
8. Bo Clark (1975-77, 78-80)	302
9. Darryl Davis (1991-95)	294
10. Daiquan Walker (2012-16)	268

**Single-Season Field Goal Percentage**

(min. 100 attempts)

1. <b>Tacko Fall (2017-18)</b>	<b>.767 (79-103)</b>
2. <b>Tacko Fall (2018-19)</b>	<b>.751 (130-173)</b>
3. <b>Tacko Fall (2015-16)</b>	<b>.750 (96-128)</b>
4. <b>Tacko Fall (2016-17)</b>	<b>.715 (168-235)</b>
5. Davin Granberry (1997-98)	.672 (88-131)

**Single-Season Free Throws**

1. Marcus Jordan (2010-11)	165
2. <b>BJ Taylor (2018-19)</b>	<b>164</b>
3. Mike Clark (1970-71)	158
4. Bo Clark (1976-77)	144
5. Jermaine Taylor (2008-09)	138
Mike Clark (1971-72)	134
7. Ray Abellard (2002-03)	130
8. Bo Clark (1979-80)	129
9. <b>BJ Taylor (2016-17)</b>	<b>126</b>
Cleveland Jackson (1978-79)	126

**Single-Season Free Throw Attempts**

1. Mike Clark (1970-71)	225
2. Marcus Jordan (2010-11)	213
3. <b>BJ Taylor (2018-19)</b>	<b>210</b>
4. Isaiah Sykes (2013-14)	198
5. Isaiah Sykes (2012-13)	188
6. Ken Leeks (1991-92)	186
7. Mike Clark (1971-72)	185
8. Keith Clanton (2012-13)	177
9. Keith Clanton (2010-11)	176
10. <b>BJ Taylor (2016-17)</b>	<b>175</b>

**Single-Season Rebounds**

1. Ed Fluitt (1971-72)	364
2. <b>Tacko Fall (2016-17)</b>	<b>343</b>
3. Ruben Cotton (1979-80)	320
4. Dean Rossin (1980-81)	299
5. Ken Leeks (1990-91)	268

**Single-Season Rebound Average**

1. Ed Fluitt (1971-72)	14.0
2. Ruben Cotton (1979-80)	11.0
3. Dean Rossin (1980-81)	10.7
4. Ken Leeks (1990-91)	9.9
Wil Nix (1978-79)	9.9
6. <b>Tacko Fall (2016-17)</b>	<b>9.5</b>
7. Ed Smith (1973-74)	9.3
8. Ken Leeks (1989-90)	9.0
9. Paul Reed (2001-02)	8.9
Willy Belotte (1973-74)	8.9

**Single-Season Blocks**

1. <b>Tacko Fall (2016-17)</b>	<b>94</b>
2. John Friday (1986-87)	74
3. <b>Tacko Fall (2015-16)</b>	<b>70</b>
<b>Tacko Fall (2018-19)</b>	<b>70</b>
5. Keith Clanton (2012-13)	63
6. Keith Clanton (2010-11)	60
7. Keith Clanton (2011-12)	59
Tom Herzog (2010-11)	59
Isaac McKinnon (1983-84)	59
10. Paul Reed (2000-01)	56

**Single-Game Field Goal Percentage**

(min. 10 attempts)

1. <b>Tacko Fall</b>	<b>1.000 (10-10)</b>
	<b>vs. Villanova (11/20/16)</b>
Eddie Rhodes	1.000 (10-10)
	<b>vs. Florida International (12/4/80)</b>
Jerry Prather	1.000 (10-10)
	<b>vs. Dickinson (1/10/76)</b>
4. Keith Clanton	.933 (14-15)
	<b>vs. Bethune-Cookman (12/12/12)</b>
5. <b>Tacko Fall</b>	<b>.917 (11-12)</b>
	<b>vs. Miami-Ohio (12/18/16)</b>
6. <b>Tacko Fall</b>	<b>.917 (11-12)</b>
	<b>at Stetson (12/2/15)</b>
7. <b>Tacko Fall</b>	<b>.909 (10-11)</b>
	<b>vs. Bethune-Cookman (12/21/16)</b>
Pat Crocklin	.909 (10-11)
	<b>vs. Mercer (2/22/86)</b>
9. A.J. Davis	.900 (9-10)
	<b>at Memphis (2/11/18)</b>
Keith Clanton	.900 (9-10)
	<b>vs. Alabama State (11/13/12)</b>
Josh Peppers	.900 (9-10)
	<b>at East Carolina (2/7/07)</b>
Anthony Williams	.900 (9-10)
	<b>vs. Campbell (12/16/04)</b>
Ken Leeks	.900 (9-10)
	<b>vs. UW-Milwaukee (12/15/90)</b>

**Single-Game Free Throws**

1. Bennie Shaw vs. Medger Evers (12/18/75)	15
2. Jermaine Taylor vs. Sam Houston St. (1/3/09)	14
Stacey Castle vs. Georgia State (1/20/96)	14
Victor Saxton vs. Mercer (2/15/93)	14
Mike Clark vs. Greensboro (12/19/70)	14
6. <b>BJ Taylor at Memphis (1/17/15)</b>	<b>13</b>
Lavell Payne at Houston (1/24/07)	13
Brad Traina vs. Stetson (2/14/98)	13
Fred Crawford vs. FIU (2/12/88)	13

**Single-Game Blocks**

1. Tom Herzog vs. Bethune-Cookman (12/11/10)	8
Keith Clanton vs. SE Louisiana (12/4/10)	8
Tony Davis at USF (12/1/07)	8
4. Staphon Blair vs. USC Upstate (11/23/14)	7
Keith Clanton vs. Southern Miss (2/6/13)	7
John Friday vs. Delaware State (1/10/87)	7
John Friday vs. Western Illinois (1/5/87)	7
8. <b>Tacko Fall at Missouri (12/2/18)</b>	<b>6</b>
<b>Tacko Fall vs. TCU (3/28/17)</b>	<b>6</b>
<b>Tacko Fall vs. Florida Atlantic (12/12/15)</b>	<b>6</b>
Keith Clanton vs. Saint Thomas (11/12/11)	6
Anthony Williams vs. South Dakota St. (2/21/05)	6
Paul Reed vs. Stetson (1/2/02)	6
Dean Rossin vs. Florida Southern (2/9/80)	6

**Single-Game Rebounds**

1. Ron Thornton vs. Edward Waters (11/24/81)	23
Ed Fluitt vs. Embry-Riddle (12/1/71)	23
3. Ed Fluitt vs. Hawthorne (1/26/72)	21
4. <b>Tacko Fall vs. SMU (2/24/19)</b>	<b>20</b>
Paul Reed at Marist (12/22/01)	20
David Lewis vs. Eckerd (2/4/76)	20
Jim Flanagan vs. Florida Bible (1/11/71)	20
Don Mathis at Florida Bible (12/11/70)	20





**NATIONAL POLLS**

**Associated Press Poll**

Rk	Team	Record	Points
1	Gonzaga (42)	29-2	1578
2	Virginia (21)	26-2	1553
3	North Carolina	24-5	1428
4	Duke (1)	25-4	1399
5	Tennessee	26-3	1366
6	Kentucky	24-5	1274
7	Michigan	26-4	1216
8	Texas Tech	24-5	1100
9	Michigan State	23-6	1039
10	LSU	24-5	1005
11	Purdue	22-7	999
12	<b>Houston</b>	<b>27-2</b>	<b>895</b>
13	Kansas	22-7	798
14	Florida State	23-6	702
15	Virginia Tech	22-6	668
16	Marquette	23-6	626
17	Nevada	26-3	579
18	Kansas State	22-7	499
19	Buffalo	26-3	437
20	<b>Cincinnati</b>	<b>25-4</b>	<b>408</b>
21	Wisconsin	20-9	322
22	Wofford	26-4	269
23	Villanova	22-8	214
24	Maryland	21-9	207
25	<b>UCF</b>	<b>22-6</b>	<b>48</b>

*Others receiving votes:* Auburn 43, Mississippi State 25, Iowa State 21, Utah State 17, VCU 14, Washington 14, Louisville 12, New Mexico State 8, Baylor 7, Belmont 7, Old Dominion 3

**USA Today Coaches Poll**

Rk	Team	Record	Points
1	Gonzaga (27)	29-2	795
2	Virginia (5)	26-2	772
3	North Carolina	24-5	720
4	Duke	25-4	682
6	Tennessee	26-3	682
7	Kentucky	24-5	633
8	Michigan	26-4	576
9	Texas Tech	24-5	561
9	Purdue	22-7	533
10	LSU	24-5	486
11	Michigan State	23-6	475
12	<b>Houston</b>	<b>27-2</b>	<b>444</b>
13	Florida State	23-6	369
14	Kansas	22-7	350
15	Marquette	23-6	344
16	Virginia Tech	22-6	332
17	Kansas State	22-7	323
18	Nevada	26-3	279
19	<b>Cincinnati</b>	<b>25-4</b>	<b>246</b>
20	Buffalo	26-3	217
21	Wisconsin	20-9	142
22	Wofford	26-4	113
23	Villanova	22-8	88
24	Maryland	21-9	82
25	Iowa State	20-9	24

*Others receiving votes:* UCF 22, Washington 22, Louisville 20, Mississippi State 14, Auburn 12, Baylor 11, Utah State 9, Arizona State 5, Florida 5, Hofstra 5, VCU 3, Iowa 2, Texas 1, Belmont 1

**WEEK-BY-WEEK**

Week	AP	Coaches	NET
Preseason	RV (15)	RV (5)	--
Week 2	--	RV (5)	--
Week 3	--	RV (2)	--
Week 4	RV (3)	RV (9)	49
Week 5	--	RV (5)	71
Week 6	--	RV (7)	61
Week 7	--	RV (7)	56
Week 8	--	RV (8)	46
Week 9	--	RV (9)	34
Week 10	RV (6)	RV (14)	31
Week 11	RV (17)	RV (26)	33
Week 12	--	RV (3)	37
Week 13	--	--	41
Week 14	--	--	43
Week 15	--	--	46
Week 16	--	--	40
Week 17	--	--	34
Week 18	25	RV (22)	29
Week 19	--	--	--

**MISCELLANEOUS STATS**

Date	Opp.	W/L	Points in Paint			Pts Off TOs			2nd Chance Pts			Fast Break Pts		
			UCF	Opp	Diff	UCF	Opp	Diff	UCF	Opp	Diff	UCF	Opp	Diff
N6	Rider	W	42	30	+12	21	12	+9	9	22	-13	17	6	+11
N11	FAU	L	40	24	+16	17	13	+4	15	12	+3	11	12	-1
N15	vs. Fullerton	W	34	28	+6	15	11	+4	19	8	+11	8	13	-5
N16	vs. Saint Joe's	W	38	18	+20	19	11	+8	14	6	+8	14	12	+2
N18	vs. WKU	W	30	24	+6	23	12	+11	11	10	+1	11	14	-3
N24	NKU	W	30	18	+12	2	3	-1	14	5	+9	8	1	+7
N29	Alabama	W	28	34	-6	8	8	--	7	18	-11	13	6	+7
D2	at Missouri	L	18	20	-2	9	22	-13	7	16	-9	4	0	+4
D8	Grambling	W	20	24	-4	10	11	-1	13	14	-1	11	4	+7
D11	Ga. Southern	W	32	48	-16	8	18	-10	13	7	+6	7	20	-13
D16	Stetson	W	36	28	+8	15	8	+7	15	12	+3	26	10	+16
D21	Illinois State	W	38	18	+20	22	8	+14	14	7	+7	9	14	-5
J2	Temple	W	44	16	+28	19	9	+10	12	13	-1	14	15	-1
J5	at UConn	W	22	18	+4	20	19	+1	0	6	-6	14	7	+7
J13	ECU	W	24	22	+2	12	12	--	17	9	+8	24	12	+12
J16	at Wichita State	L	18	18	--	12	7	+5	9	8	+1	5	4	+1
J19	Tulsa	W	24	18	+6	12	9	+3	5	2	+3	12	23	-11
J23	at Tulane	W	40	20	+20	21	7	+14	17	14	+3	17	4	+13
J27	at Memphis	L	30	38	-8	12	13	-1	11	14	-3	11	5	+6
J31	UConn	W	32	22	+10	10	10	--	10	15	-5	16	17	-1
F7	Houston	L	22	20	+2	9	15	-6	4	9	-5	22	18	+4
F10	at SMU	W	32	24	+8	10	13	-3	6	15	-9	9	12	-3
F13	S. Florida	W	32	20	+12	19	6	+13	10	22	-12	7	10	-3
F16	Memphis	W	36	38	-2	18	15	+3	11	14	-3	27	19	+8
F21	at Cincinnati	L	14	16	-2	18	17	+1	6	12	-6	8	2	+6
F24	SMU	W	46	14	+32	2	3	-1	20	13	+7	13	1	+12
F27	at S. Florida	W	38	20	+18	16	10	+6	9	8	+1	9	9	--
M2	at Houston	W	30	28	+2	11	12	-1	9	3	+6	7	7	--
M7	Cincinnati													
M9	at Temple													

**DUNK COUNTER**

Player	Dunks
Terrell Allen	
Frank Bertz	3
Chad Brown	25
Aubrey Dawkins	17
Cesar DeJesus	
Tacko Fall	70
Dayon Griffin	1
Chance McSpadden	
Collin Smith	8
BJ Taylor	



# JOHNNY DAWKINS head coach | third season



Johnny Dawkins was named UCF's seventh head men's basketball coach on Mar. 23, 2016 and has had immediate success in his first two seasons with the Knights.

Dawkins took over a 12-18 squad that hadn't finished above .500 since 2012-13 and led the Knights to a 24-12 record in his first season at the helm, the sixth best turnaround in the nation. With just seven scholarship players due to transfers and injuries, the Knights earned the fourth seed – their highest ever – in the American Athletic Conference Tournament, eventually falling to league champion

SMU in the semifinals.

A season full of firsts, UCF hosted its first NIT game in 2016-17, defeating Colorado for the program's first ever win in an NIT or NCAA Tournament game. The Knights went on to defeat top seeded Illinois State on the road, before coming home to the first ever sell-out crowd at CFE Arena and winning 68-58 over Illinois to earn a spot in the NIT Final Four.

Under Dawkins' leadership, UCF led all of NCAA Division I in defensive field goal percentage in 2016-17, holding opponents to just 36.5 percent from the floor. The Knights were also sixth in the nation, allowing only 61.2 points per game, and gave up 45 or less points in four games over the course of the year.

Dawkins was named a finalist for both the Jim Phelan and Ben Jobe National Coach of the Year awards his first season at UCF, but he also guided a number of his players to accomplishments along the way.

#### 2016-17 Individual Honors

- Tacko Fall was named The American Defensive Player of the Year, Lefty Driesell Defensive All-America, and finalist for Kareem Abdul-Jabbar Award
- B.J. Taylor earned Second Team All-Conference honors from The American after leading UCF with 17.4 points per game
- Matt Williams set new UCF records for three-pointers in a career, in a season and in a game, before signing a professional contract with the Miami Heat

In year two at the helm, Dawkins had to deal with significant injuries to his three best players. His son, Aubrey Dawkins, missed the entire season with a shoulder injury, B.J. Taylor missed the first half of the season, and Tacko Fall missed the second half of the year. Taylor and Fall only played one game together.

Through the injuries, Dawkins led the Knights to a 19-13 record, second only to his first season record in the last five years of UCF Basketball.

The team also had a number of firsts in year two under Dawkins.

#### Firsts in 2017-18

- First win over UConn at home and first since joining The American
- First win over SMU since joining The American
- First win over Memphis on the road
- First win over a ranked opponent in a true road game, defeating No. 24 Alabama

And the defense was as good as ever in Dawkins' second year coaching the Black and Gold.

#### Defensive Accomplishments in 2017-18

- Held three opponents under 40 points
  - Before the season, UCF had only held two opponents to less than 40 points in 33-year Division I history
- Set new school record, holding SMU to 37 points
- Ranked third in the nation, holding opponents to 61.7 points per game
- Ranked 10th in the nation, holding opponents to 40.1 percent from the field

## COACHING EXPERIENCE

2016-present	UCF	Head Coach
2008-16	Stanford	Head Coach
2000-08	Duke	Associate Head Coach
2006-08	USA Basketball	Player Personnel
1998-99	Duke	Assistant Coach

## NBA EXPERIENCE

1994-95	Detroit Pistons
1989-94	Philadelphia 76ers
1986-89	San Antonio Spurs
1986	Drafted, Spurs - 10th Overall

In two years, Johnny Dawkins has led UCF to new heights on the basketball court, but he has done an even better job with his players in the classroom. With Dawkins at the helm, the Knights men's basketball program recorded an average semester team GPA over 3.0 for the first time in recorded history. They then did it again, setting a new program record with an average semester GPA of 3.03 this spring.

### STANFORD STINT

Stanford put together four 20-win seasons in Dawkins' tenure as head coach. He is only the second coach in Stanford history with at least four 20-win seasons. Stanford's success on the court came against some of the toughest schedules in the nation. During the 2015-16 season, the Cardinal faced the sixth-most difficult slate in the country. A nation-leading 17 of Stanford's 30 games came against RPI Top 50 squads. Stanford's strength of schedule was rated in the top 50 each of the past four seasons, including two in the top 20, with an average rank of 27.75.

The Cardinal basketball program also excelled in the classroom during Dawkins' tenure, earning at least three Pac-12 All-Academic selections for five consecutive seasons and producing back-to-back Pac-12 Scholar-Athlete of the Year recipients (2014, 2015). Stanford also received annual national academic recognition, with three players earning National Association of Basketball Coaches (NABC) Honors Court status in 2015. The Cardinal was one of 20 NCAA Division I teams to earn an NABC Team Academic Excellence Award last season.

In 2012, Dawkins mentored Chasson Randle to become the consummate student-athlete. Randle finished that season as Stanford's all-time leading scorer and earned the program's first Academic All-America First Team selection since 2006. Under Dawkins, Stanford recorded back-to-back perfect Academic Progress Rate scores of 1000 in both the 2012-13 and 2013-14 reports, the two most recent to be released by the NCAA.

Player development was also markedly improved at Stanford under Dawkins' tutelage. Four Cardinal players were selected in the NBA Draft following their collegiate careers.

### LEARNING FROM A LEGEND

The Washington, D.C. native coached for 10 years under the legendary Mike Krzyzewski at Duke. During Dawkins' decade as a coach at Duke, the Blue Devils won a national championship (2001), tallied six ACC regular season championships, recorded seven ACC Tournament titles and posted a 330-60 record. In four consecutive seasons from 1999-2002, Duke finished the regular season ranked No. 1 in both national polls, a first in college basketball history. Duke reached a No. 1 national ranking in seven of the 10 seasons with Dawkins on the coaching staff.

While at Duke, he also served as the Player Personnel Director for the USA Basketball Senior National Team from 2006-08.



**DECORATED DUKIE**

Following a prolific high school career at Mackin Catholic in Washington, D.C., Dawkins made his way to Duke, where he would become one of the most decorated players to step foot in Durham, North Carolina.

He played for the Blue Devils from 1983-86, earning Consensus All-America honors twice (1985, 1986). Dawkins was also voted as the 1986 Naismith National Player of the Year and named a Freshman All-American in 1983. During his collegiate career, he helped lead Duke to three NCAA Tournament berths, including an NCAA National Championship Game appearance in 1986. He was listed as an All-ACC honoree in all four seasons as a Blue Devil.

Dawkins finished his career as the school's all-time leading scorer and held that honor until 2006 when J.J. Redick surpassed his mark of 2,556 points. He recorded double-figure point totals in 129-of-133 collegiate games. Dawkins led the Blue Devils in scoring all four years, recording the fourth-highest season point total in school history with 809 in 1986. Dawkins remains Duke's career record-holder in field goals (1,026) and field goals attempted (2,019) while also owning the school's best single-season mark for field goals (331) during the 1986 campaign.

Dawkins was inducted into the Duke Sports Hall of Fame in September 1996. His jersey number 24 was retired by the school.

**PROFESSIONAL EXPERIENCE**

A 1986 first-round draft pick (10th overall) by San Antonio, Dawkins saw action in nine NBA seasons with the Spurs, Philadelphia 76ers and Detroit Pistons. He averaged 11.1 points and 5.5 assists over 541 career NBA games.

**GIVING BACK TO THE GAME**

Dawkins has served as a member of the National Association of Basketball Coaches Board of Directors since 2012. He also currently serves on the NCAA Division I Men's Basketball Ethics Coalition, an independent committee of current and former coaches, charged with promoting ethical conduct through leadership, education and mentoring opportunities, while identifying key issues challenging the coaching community.

**COACHING RECORD**

Year	School	Record	Pct
2008-09	Stanford	20-14	.588
2009-10	Stanford	14-18	.438
2010-11	Stanford	15-16	.484
2011-12	Stanford	26-11	.703
2012-13	Stanford	19-15	.559
2013-14	Stanford	23-13	.639
2014-15	Stanford	24-13	.649
2015-16	Stanford	15-15	.500
2016-17	UCF	24-12	.667
2017-18	UCF	19-13	.594
2018-19	UCF	22-6	.786
<b>Total</b>	<b>11th Season</b>	<b>221-146</b>	<b>.602</b>

**COACHING HIGHLIGHTS**

2008-09	CBI Semifinals
2011-12	NIT Champions
2012-13	NIT Second Round
2013-14	NCAA Sweet 16
2014-15	NIT Champions
2015-16	NIT Semifinals
Finalist for Jim Phelan National Coach of the Year	
Finalist for Ben Jobe National Coach of the Year	

**COLLEGIATE CAREER**

1982-86	Duke University
1985-86	Naismith National Player of the Year
	Consensus First Team All-America
	First Team All-ACC
	NCAA East Regional MVP
	ACC Tournament MVP
	Duke Team MVP
	Duke Co-Captain
1984-85	Consensus First Team All-America
	First Team All-ACC
	Duke Team MVP
1983-84	Second Team All-ACC
	Duke Team MVP
1982-83	Freshman All-America
	Second Team All-ACC
	Duke Team MVP

**THE DAWKINS FILE**

Hometown	Washington, D.C.
High School	Mackin Catholic
College	Duke, 1986



# BJ TAYLOR

6-2 | 195 | r-senior | guard  
orlando, fla. | boone hs



## 2018-19 HIGHS

Points	35	Ga. Southern (12/11/18)
Rebounds	5	3x, last Memphis (2/16/19)
Assists	7	2x, last at SMU (2/10/19)
Steals	3	ECU (1/13/19)
Blocks	1	#12 Houston (2/7/19)
FG made	10	Ga. Southern (12/11/18)
FG attempts	17	Ga. Southern (12/11/18)
3FG made	6	Ga. Southern (12/11/18)
3FG attempts	9	Ga. Southern (12/11/18)
FT made	12	Memphis (2/16/19)
FT attempts	14	Rider (11/6/18)

## CAREER HIGHS

Points	35	Ga. Southern (12/11/18)
Rebounds	9	Stetson (11/16/14)
Assists	10	vs. Miss State (11/17/16)
Steals	4	Seattle (11/26/16)
Blocks	1	4x, last #12 Houston (2/7/19)
FG made	11	Tulane (1/14/15)
FG attempts	21	#11 Wichita St. (3/1/18)
3FG made	6	2x, last Ga. Southern (12/11/18)
3FG attempts	10	Memphis (2/22/15)
FT made	13	at Memphis (1/17/15)
FT attempts	15	at Memphis (1/17/15)

## MISCELLANEOUS GAME STATS

Led team in scoring	46
Led team in rebounds	1
Led team in assists	45
Double Figure Points	81
Double Figure Rebounds	--
Double-Doubles	1
20-Point Games	29
30-Point Games	2
3+ Three Pointers	24
5+ Assists	23
3+ Steals	4
3+ Blocks	--

## KNIGHT NOTES

### 2018-19

- Named to The American Weekly Honor Roll four times
- Recently moved into seventh all-time in program history with 1,549 career points
- With 433 career free throws made, he's now second in UCF history
- He's also ninth in three-point field goals made (172) and seventh in assists (313)
- Has led UCF in scoring in 46 of 99 games played in career
- Scored in double figures in 26 out of 28 games on the season
- In last seven outings has recorded 39 assists and just nine turnovers
- Ranks ninth in The American with 16.3 points per game
- Also ranks 12th in assists per game (3.4), eighth in free throw percentage (78.1), 10th in three-point percentage (37.3), 12th in threes made per game (1.9), and fifth in assist-to-to ratio (2.0).
- Nationally, ranks 19th with 164 free throws made, which is second most in a single-season at UCF
- Memphis 2/16: Scored 25 points on 12-of-14 from the free throw line with five assists
- South Florida 2/13: Scored 13 points with third straight game of seven assists and one turnover
- Houston 2/7: Had 21 points, seven assists and no turnovers
- UConn 1/31: Scored 21 points and went 9-of-10 from the free throw line
- Temple 1/2: Led Knights with 24 points in conference opener
- Ga. Southern 12/11: Scored a career-high 35 points on six three-pointers
- Grambling 12/8: Led UCF with 21 points on three three-pointers
- Alabama 11/29: Led the Knights with 24 points on 3-of-5 from three and 9-of-11 from the line
- FAU 11/11: Scored 29 points on 9-of-14 from the field
- Rider 11/6: Led the Knights with 22 points and four assists
- Named Preseason Player of the Year in The American
- Also named Preseason First Team All-Conference by the league's coaches
- Additionally, named Preseason First Team All-Conference by FanRag Sports, NCAA.com, Blue Ribbon Yearbook, NBC Sports
- NCAA.com named Taylor the #5 best senior heading into 2018-19 season

### 2017-18

- Became the 19th member of UCF's 1,000-Point Club, the third fastest to 1,000 points in UCF's Division I era.
- Injured during first game of the season and missed 16 straight games with foot injury.
- Had seven 20-point performances in final 14 games of the season.

## GAME-BY-GAME

Opponent	Date	gs	min	Total		3-Pointers		Free throws		Rebounds				pts	avg						
				fg	fga	fga	fga	ft	fta	off	def	tot	avg								
RIDER	11/06/	*	33	5-13	.38	2-4	.50	10-14	.71	1	1	2	2.0	1	4	2	0	1	22	22.0	
FLA. ATLANTIC	11/11/	*	36	9-14	.64	1-3	.33	10-12	.83	1	1	2	2.0	2	0	0	0	1	29	25.5	
vs Cal St. Fullerton	11/15/	*	31	4-12	.33	2-3	.66	4-4	1.00	0	2	2	2.0	2	2	1	0	1	14	21.7	
vs Saint Joseph's	11/16/	*	33	2-7	.28	1-4	.25	0-0	.00	0	2	2	2.0	3	2	2	0	0	5	17.5	
vs Western Ky.	11/18/	*	37	3-11	.27	2-4	.50	5-7	.71	1	0	1	1.8	0	4	2	0	1	13	16.6	
NORTHERN KY.	11/24/	*	34	1-8	.12	1-4	.25	7-11	.63	0	5	5	2.3	1	3	1	0	1	10	15.5	
ALABAMA	11/29/	*	37	6-11	.54	3-5	.60	9-11	.81	0	0	0	2.0	2	2	3	0	1	24	16.7	
at Mizzou	12/02/	*	32	2-10	.20	1-7	.14	7-7	1.00	0	2	2	2.0	4	4	3	0	0	12	16.1	
GRAMBLING	12/08/	*	35	5-13	.38	3-7	.42	8-9	.88	2	3	5	2.3	0	0	2	0	1	21	16.7	
GA. SOUTHERN	12/11/	*	38	10-17	.58	6-9	.66	9-11	.81	1	3	4	2.5	0	5	1	0	1	35	18.5	
STETSON	12/16/	*	26	3-8	.37	1-5	.20	3-3	1.00	0	2	2	2.5	1	2	0	0	1	10	17.7	
ILLINOIS ST.	12/21/	*	32	6-13	.46	1-6	.16	2-2	1.00	0	3	3	2.5	0	5	0	0	2	15	17.5	
TEMPLE	01/02/	*	36	7-12	.58	3-7	.42	7-12	.58	0	1	1	2.4	2	2	3	0	0	24	18.0	
at UConn	01/05/	*	38	2-7	.28	1-2	.50	7-12	.58	0	2	2	2.4	1	3	5	0	1	12	17.6	
EAST CAROLINA	01/13/	*	33	2-12	.16	0-6	.00	10-12	.83	1	1	2	2.3	4	6	2	0	3	14	17.3	
at Wichita St.	01/16/	*	33	4-10	.40	2-3	.66	5-9	.55	0	0	0	2.2	3	2	3	0	0	15	17.2	
TULSA	01/19/	*	32	3-11	.27	2-8	.25	7-10	.70	0	1	1	2.1	2	3	3	0	1	15	17.1	
at Tulane	01/23/	*	30	8-15	.53	1-4	.25	0-0	.00	1	2	3	2.2	1	3	1	0	1	17	17.1	
at Memphis	01/27/	*	31	3-11	.27	2-6	.33	2-2	1.00	0	1	1	2.1	0	2	1	0	1	10	16.7	
UCONN	01/31/	*	35	5-12	.41	2-3	.66	9-10	.90	0	0	0	2.0	2	3	4	0	1	21	16.9	
HOUSTON	02/07/	*	36	6-12	.50	2-7	.28	7-9	.77	0	2	2	2.0	3	7	0	0	1	21	17.1	
at SMU	02/10/	*	37	3-7	.42	2-4	.50	0-0	.00	0	2	2	2.0	0	7	2	0	1	8	16.7	
SOUTH FLA.	02/13/	*	29	3-6	.50	1-1	1.00	6-7	.85	2	1	3	2.0	3	7	1	0	0	13	16.5	
MEMPHIS	02/16/	*	39	5-11	.45	3-6	.50	12-14	.85	1	4	5	2.2	2	5	2	0	1	25	16.9	
at Cincinnati	02/21/	*	36	4-14	.28	2-8	.25	2-2	1.00	0	2	2	2.2	0	3	2	0	1	12	16.7	
SMU	02/24/	*	29	4-10	.40	4-8	.50	2-3	.66	0	2	2	2.2	1	2	0	0	0	14	16.6	
at USF	02/27/	*	37	4-10	.40	1-4	.25	6-9	.66	0	2	2	2.1	1	5	1	0	1	15	16.5	
at Houston	3/2/19	*	35	1-6	.16	1-4	.25	8-8	1.00	0	1	1	2.1	1	3	1	0	0	11	16.3	
Totals			28	950	120-303	.39	53-142	.37	164-210	.78	11	48	59	2.1	42	96	48	0	24	457	16.3

Games played: 28  
 Minutes/game: 33.9  
 Points/game: 16.3  
 FG Pct: 39.6  
 3FG Pct: 37.3  
 FT Pct: 78.1

Rebounds/game: 2.1  
 Assists/game: 3.4  
 Turnovers/game: 1.7  
 Assist/turnover ratio: 2.0  
 Steals/game: 0.9



# TERRELL ALLEN

6-3 | 185 | r-junior | guard  
upper marlboro, md. | dematha catholic



## KNIGHT NOTES

### 2018-19

- Ranks third in the league and 25th in the nation with a 2.84 assist-to-turnover ratio
- Has had at least four assists in 19 out of 28 games, ranking fifth in The American with 4.4 apg
- Leads the Knights with 40 steals and ranks 10th in the league with 1.4 steals per game
- Has made 23-of-56 attempts from three-point range (41.1%)
- Houston 3/2: Had four steals and six assists
- SMU 2/24: Scored 11 points to go with eight assists and just one turnover
- Memphis 2/16: Scored in double figures for second straight game with 10 points and 6 boards
- South Florida 2/13: Scored 14 points on 2-of-3 from three-point range and had four assists
- ECU 1/13: Tied a career-high with eight rebounds to go with nine points and three assists
- Temple 1/2: Scored 11 points and tied a season high with seven assists
- Ga. Southern 12/11: Scored 12 points and had six assists
- WKU 11/18: Had eight points with seven assists and just one turnover
- Saint Joe's 11/16: Led UCF with career-high 22 points on career-high four three-pointers
- FAU 11/11: Had eight points with five assists and just one turnover
- Rider 11/6: Scored 13 points, had five rebounds and dished out four assists with just one turnover

### 2017-18

- Played in all 32 games, starting 22 in first season on the court with the Knights.
- Led the Knights with 88 assists and 43 steals.
- Finished 10th in the The American with 1.3 steals per game.
- Recorded multiple assists in 23 of 32 games.
- Averaged 5.5 points and 3.0 rebounds in 30.0 minutes per game.
- Named to American Athletic Conference Honor Roll once.

## 2018-19 HIGHS

Points	22	vs. Saint Joe's (11/16/18)
Rebounds	8	ECU (1/13/19)
Assists	8	SMU (2/24/19)
Steals	4	3x, last at #6 Houston (3/2/19)
Blocks	--	--
FG made	8	vs. Saint Joe's (11/16/18)
FG attempts	11	vs. Saint Joe's (11/16/18)
3FG made	4	vs. Saint Joe's (11/16/18)
3FG attempts	5	3x, last at #6 Houston (3/2/19)
FT made	6	at UConn (1/5/19)
FT attempts	6	3x, last ECU (1/13/19)

## CAREER HIGHS

Points	22	vs. Saint Joe's (11/16/18)
Rebounds	8	2x, last ECU (1/13/19)
Assists	9	at Stetson (12/19/17)
Steals	5	2x, last vs. ECU (3/8/18)
Blocks	1	4x, last vs. Hofstra (3/5/16)
FG made	8	2x, last vs. Saint Joe's (11/16/18)
FG attempts	13	3x, last at JMU (1/21/16)
3FG made	4	vs. Saint Joe's (11/16/18)
3FG attempts	5	5x, last at #6 Houston (3/2/19)
FT made	10	Delaware (2/25/16)
FT attempts	15	High Point (11/18/15)

## MISCELLANEOUS GAME STATS

Led team in scoring	9
Led team in rebounds	3
Led team in assists	48
Double Figure Points	25
Double Figure Rebounds	--
Double-Doubles	--
20-Point Games	2
30-Point Games	--
3+ Three Pointers	1
5+ Assists	23
3+ Steals	19
3+ Blocks	--

## GAME-BY-GAME

Opponent	Date	gs	min	Total		3-Pointers		Free throws		Rebounds					pts	avg					
				fg-fga	pct	3fg-fga	pct	ft-fga	pct	off	def	tot	avg	pf			a	l/o	b/k	stl	
RIDER	11/06/	*	30	4-6	.66	1-2	.50	4-5	.80	1	4	5	5.0	2	4	1	0	0	13	13.0	
FLA. ATLANTIC	11/11/	*	28	3-7	.42	2-4	.50	0-0	.00	0	2	2	3.5	2	5	1	0	0	8	10.5	
vs Cal St. Fullerton	11/15/	*	33	3-7	.42	1-2	.50	0-0	.00	0	3	3	3.3	1	4	0	0	2	7	9.3	
vs Saint Joseph's	11/16/	*	38	8-11	.72	4-5	.80	2-2	1.00	0	3	3	3.3	3	6	1	0	3	22	12.5	
vs Western Ky.	11/18/	*	35	2-5	.40	0-0	.00	4-6	.66	0	2	2	3.0	2	7	1	0	4	8	11.6	
NORTHERN KY.	11/24/	*	26	2-6	.33	0-0	.00	1-4	.25	1	3	4	3.2	4	5	0	0	0	5	10.5	
ALABAMA	11/29/	*	34	2-4	.50	0-0	.00	1-2	.50	0	4	4	3.3	4	4	2	0	0	5	9.7	
at Mizou	12/02/	*	38	2-5	.40	1-3	.33	1-2	.50	1	2	3	3.3	3	4	1	0	1	6	9.3	
GRAMBLING	12/08/	*	29	1-1	1.00	1-1	1.00	0-0	.00	0	3	3	3.2	1	4	1	0	2	3	8.6	
GA. SOUTHERN	12/11/	*	33	5-9	.55	2-5	.40	0-0	.00	0	2	2	3.1	2	6	2	0	0	12	8.9	
STETSON	12/16/	*	25	3-6	.50	2-3	.66	0-1	.00	0	5	5	3.3	0	5	3	0	0	8	8.8	
ILLINOIS ST.	12/21/	*	23	1-6	.16	0-2	.00	2-2	1.00	0	4	4	3.3	4	2	1	0	1	4	8.4	
TEMPLE	01/02/	*	34	3-4	.75	1-1	1.00	4-5	.80	1	4	5	3.5	0	7	4	0	1	11	8.6	
at UConn	01/05/	*	30	1-5	.20	0-2	.00	6-6	1.00	0	3	3	3.4	1	4	1	0	3	8	8.6	
EAST CAROLINA	01/13/	*	30	3-5	.60	1-2	.50	2-6	.33	0	8	8	3.7	2	3	3	0	4	9	8.6	
at Wichita St.	01/16/	*	35	1-4	.25	1-1	1.00	0-0	.00	0	2	2	3.6	3	3	1	0	0	3	8.3	
TULSA	01/19/	*	29	0-0	.00	0-0	.00	3-4	.75	0	2	2	3.5	3	2	1	0	2	3	7.9	
at Tulane	01/23/	*	24	2-2	1.00	1-1	1.00	0-0	.00	0	2	2	3.4	2	4	0	0	2	5	7.8	
at Memphis	01/27/	*	24	2-5	.40	1-3	.33	0-0	.00	0	0	0	3.3	3	3	1	0	1	5	7.6	
UCONN	01/31/	*	18	0-4	.00	0-2	.00	0-0	.00	0	0	0	3.1	2	2	1	0	1	0	7.3	
HOUSTON	02/07/	*	31	2-6	.33	0-2	.00	1-1	1.00	1	4	5	3.2	1	3	4	0	2	5	7.1	
at SMU	02/10/	*	27	0-6	.00	0-1	.00	0-0	.00	1	1	2	3.1	3	2	1	0	1	0	6.8	
SOUTH FLA.	02/13/	*	27	5-8	.62	2-3	.66	2-2	1.00	0	3	3	3.1	2	4	0	0	1	14	7.1	
MEMPHIS	02/16/	*	36	3-9	.33	0-1	.00	4-4	1.00	0	6	6	3.3	3	3	4	0	1	10	7.3	
at Cincinnati	02/21/	*	33	2-5	.40	1-4	.25	0-0	.00	0	3	3	3.2	3	5	2	0	2	5	7.2	
SMU	02/24/	*	25	4-7	.57	0-1	.00	3-4	.75	0	4	4	3.3	4	8	1	0	2	11	7.3	
at USF	02/27/	*	31	3-4	.75	0-0	.00	0-0	.00	1	0	1	3.2	3	7	1	0	0	6	7.3	
at Houston	3/2/19	*	37	1-6	.16	1-5	.20	0-0	.00	0	3	3	3.2	2	6	4	0	4	3	7.1	
Totals			28	843	68-153	.44	23-56	.41	40-56	.71	7	82	89	3.2	65	12	43	0	40	199	7.1

Games played: 28  
 Minutes/game: 30.1  
 Points/game: 7.1  
 FG Pct: 44.4  
 3FG Pct: 41.1  
 FT Pct: 71.4

Rebounds/game: 3.2  
 Assists/game: 4.4  
 Turnovers/game: 1.5  
 Assist/turnover ratio: 2.8  
 Steals/game: 1.4



# CEASAR DEJESUS

6-2 | 190 | r-sophomore | guard  
west new york, n.j. | mt. zion prep (md.)



## KNIGHT NOTES

### 2018-19

- Shooting 48.5 percent from the floor on the season, but has only attempted two shots in last five games played
- UConn 1/31: Scored a season-high 11 points on 4-of-4 from the floor
- Memphis 1/27: Had eight points on 4-of-4 shooting from the field
- Tulane 1/23: Scored four points and had two steals in the win
- Illinois St 12/21: Had nine points for third straight game
- Stetson 12/16: Scored nine points with three assists
- Ga. Southern 12/11: Scored a season high nine points with one three-pointer
- Grambling 12/8: Scored eight points off the bench, going 4-for-4 from the free throw line
- Saint Joe's 11/16: Scored seven points with three rebounds
- FAU 11/11: Had five points, four assists and two steals
- Rider 11/6: Scored six points in 15 minutes off the bench

### 2017-18

- Played in and started all 32 games as a redshirt freshman, the most games started by a UCF freshman in program history.
- Named The American Rookie of the Week three times.
- Fifth on the team with 8.6 points per game.
- Scored in double figures 10 times, leading the team in scoring in four games.
- Was 12th in The American with a .742 free throw percentage and improved that to second during league play with an .872 mark.

## 2018-19 HIGHS

Points	11	UConn (1/31/19)
Rebounds	3	3x, last at Missouri (12/2/18)
Assists	4	FAU (11/11/18)
Steals	2	2x, last at Tulane (1/23/19)
Blocks	1	2x, last at Memphis (1/27/19)
FG made	4	3x, last UConn (1/31/19)
FG attempts	9	Illinois St (12/21/18)
3FG made	1	5x, last at UConn (1/5/19)
3FG attempts	2	5x, last at Tulane (1/23/19)
FT made	5	Stetson (12/16/18)
FT attempts	5	Stetson (12/16/18)

## CAREER HIGHS

Points	16	Mercer (11/10/17)
Rebounds	6	at Stetson (12/19/17)
Assists	4	3x, last FAU (11/11/18)
Steals	3	2x, last Temple (1/7/18)
Blocks	1	2x, last at Memphis (1/27/19)
FG made	6	2x, last vs. Nebraska (11/23/17)
FG attempts	13	at ECU (12/31/17)
3FG made	3	at ECU (12/31/17)
3FG attempts	5	at ECU (12/31/17)
FT made	5	5x, last Stetson (12/16/18)
FT attempts	7	Mercer (11/10/17)

## MISCELLANEOUS GAME STATS

Led team in scoring	4
Led team in rebounds	1
Led team in assists	6
Double Figure Points	11
Double Figure Rebounds	--
Double-Doubles	--
20-Point Games	--
30-Point Games	--
3+ Three Pointers	1
5+ Assists	--
3+ Steals	2
3+ Blocks	--

## GAME-BY-GAME

Opponent	Date	gs	min	Total		3-Pointers		Free throws		Rebounds			pf	a	t/o	blk	stl	pts	avg	
				fg-fga	pct	3fg-fga	pct	ft-fga	pct	off	def	tot								avg
RIDER	11/06/	15	3-5	.60	0-1	.00	0-1	.00	1	1	2	2.0	1	1	1	0	1	6	6.0	
FLA. ATLANTIC	11/11/	20	2-3	.66	1-2	.50	0-0	.00	0	2	2	2.0	1	4	1	0	2	5	5.5	
vs Cal St. Fullerton	11/15/	24	1-4	.25	0-1	.00	0-0	.00	0	3	3	2.3	1	0	1	0	0	2	4.3	
vs Saint Joseph's	11/16/	20	3-5	.60	1-2	.50	0-0	.00	2	1	3	2.5	1	1	1	0	0	7	5.0	
vs Western Ky.	11/18/	17	2-3	.66	0-0	.00	0-0	.00	0	2	2	2.4	0	2	2	0	1	4	4.8	
ALABAMA	11/29/	8	0-0	.00	0-0	.00	0-0	.00	0	0	0	2.0	0	0	0	0	0	0	4.0	
at Mizou	12/02/	6	0-0	.00	0-0	.00	1-2	.50	0	3	3	2.1	0	0	0	0	0	1	3.6	
GRAMBLING	12/08/	9	2-3	.66	0-1	.00	4-4	1.00	0	0	0	1.9	1	1	1	0	0	8	4.1	
GA. SOUTHERN	12/11/	18	2-5	.40	1-2	.50	4-4	1.00	1	1	2	1.9	1	1	1	0	0	9	4.7	
STETSON	12/16/	18	2-5	.40	0-1	.00	5-5	1.00	0	1	1	1.8	3	3	0	1	0	9	5.1	
ILLINOIS ST.	12/21/	17	4-9	.44	1-2	.50	0-0	.00	0	0	0	1.6	1	2	1	0	0	9	5.5	
TEMPLE	01/02/	14	0-0	.00	0-0	.00	0-0	.00	0	0	0	1.5	1	1	3	0	1	0	5.0	
at UConn	01/05/	7	1-1	1.00	1-1	1.00	0-0	.00	0	0	0	1.4	0	0	1	0	0	3	4.8	
EAST CAROLINA	01/13/	5	0-1	.00	0-0	.00	0-0	.00	0	0	0	1.3	0	0	1	0	0	0	4.5	
at Wichita St.	01/16/	11	1-2	.50	0-1	.00	0-0	.00	0	0	0	1.2	1	1	0	0	0	2	4.3	
TULSA	01/19/	3	0-1	.00	0-0	.00	0-0	.00	0	0	0	1.1	0	0	1	0	0	0	4.1	
at Tulane	01/23/	16	2-8	.25	0-2	.00	0-0	.00	0	0	0	1.1	3	1	1	0	2	4	4.1	
at Memphis	01/27/	12	4-4	1.00	0-0	.00	0-0	.00	0	0	0	1.0	1	0	0	1	0	8	4.3	
UCONN	01/31/	22	4-4	1.00	0-0	.00	3-4	.75	0	2	2	1.1	0	1	1	0	0	11	4.6	
HOUSTON	02/07/	12	0-3	.00	0-1	.00	2-4	.50	0	1	1	1.1	0	0	0	1	0	2	4.5	
at SMU	02/10/	4	0-0	.00	0-0	.00	0-0	.00	0	0	0	1.0	0	0	1	0	0	0	4.3	
SOUTH FLA.	02/13/	16	0-1	.00	0-0	.00	1-3	.33	0	2	2	1.0	2	0	1	0	0	1	4.1	
MEMPHIS	02/16/	1	0-0	.00	0-0	.00	0-0	.00	0	0	0	1.0	1	0	1	0	0	0	4.0	
at Cincinnati	02/21/	2	0-1	.00	0-0	.00	0-0	.00	0	0	0	1.0	0	0	1	0	0	0	3.8	
at USF	02/27/	3	0-0	.00	0-0	.00	0-0	.00	0	0	0	0.9	0	0	0	0	0	0	3.6	
Totals		0	300	33-68	.48	5-17	.29	20-27	.74	4	19	23	0.9	19	19	21	3	7	91	3.6

Games played: 25  
 Minutes/game: 12.0  
 Points/game: 3.6  
 FG Pct: 48.5  
 3FG Pct: 29.4  
 FT Pct: 74.1

Rebounds/game: 0.9  
 Assists/game: 0.8  
 Turnovers/game: 0.8  
 Assist/turnover ratio: 0.9  
 Steals/game: 0.3  
 Blocks/game: 0.1



# DAYON GRIFFIN

6-4 | 210 | r-senior | guard  
st. petersburg, fla. | st. petersburg hs



## KNIGHT NOTES

### 2018-19

- Has averaged 10.0 points on 6-of-9 shooting and 3-of-4 from three-point range in last two games
- Houston 3/2: Scored eight points on 2-of-2 shooting and 3-of-4 from the line
- South Florida 2/27: Scored a season-high 12 points on 4-of-7 shooting and blocked two shots
- Tulane 1/23: Scored nine points on a season-high three made three-pointers
- Tulsa 1/19: Grabbed a season-high seven rebounds to go with three assists
- at Wichita 1/16: Scored season-high 10 points on two three-pointers and had three steals
- at UConn 1/5: Scored season-high nine points and tied career high with four steals
- Stetson 12/16: Scored seven points on 2-of-3 from beyond the arc
- NKU 11/24: Scored four points on 2-of-4 from the field after missing four games
- Rider 11/6: Scored five points on 2-of-4 shooting in 20 minutes off the bench

### 2017-18

- Played in all 32 games, starting four in first season on the court for the Knights.
- Fourth on the team with 8.7 points per game.
- Also averaged 4.1 rebounds per game, dished out 38 assists and picked up 26 steals.
- Led the Knights with 56 three-pointers.
- Made a three in 26 out of 32 games, recording multiple three-pointers 19 times.
- Scored in double figures in 16 games during the season.
- First UCF player to score in double figures in first three games as a Knight since 2000-01.
- UConn (1/31): Grabbed a career high eight rebounds to go with 12 points and two threes.
- Wichita (1/25): Led UCF with 15 points on three 3-pointers.
- Temple (1/7): Led the Knights with 15 points on 3-of-5 from beyond the arc.
- Mercer (11/10): Led the Knights with 16 points in debut as a Knight.

## 2018-19 HIGHS

Points	12	at S. Florida (2/27/19)
Rebounds	7	Tulsa (1/19/19)
Assists	3	3x, last at S. Florida (2/27/19)
Steals	4	at UConn (1/5/19)
Blocks	2	at S. Florida (2/27/19)
FG made	4	at S. Florida (2/27/19)
FG attempts	9	Memphis (2/16/19)
3FG made	3	at Tulane (1/23/19)
3FG attempts	7	at Tulane (1/23/19)
FT made	3	at #6 Houston (3/2/19)
FT attempts	4	2x, last at #6 Houston (3/2/19)

## CAREER HIGHS

Points	29	vs. ETSU (3/28/16)
Rebounds	8	UConn (1/31/18)
Assists	6	Rice (2/27/16)
Steals	4	4x, last at UConn (1/5/19)
Blocks	2	5x, last at S. Florida (2/27/19)
FG made	12	vs. ETSU (3/28/16)
FG attempts	20	vs. ETSU (3/28/16)
3FG made	7	Charlotte (1/9/16)
3FG attempts	10	2x, last at Tulsa (2/21/18)
FT made	6	Mercer (11/10/17)
FT attempts	9	Mercer (11/10/17)

## MISCELLANEOUS GAME STATS

Led team in scoring	8
Led team in rebounds	3
Led team in assists	5
Double Figure Points	36
Double Figure Rebounds	--
Double-Doubles	--
20-Point Games	3
30-Point Games	--
3+ Three Pointers	16
5+ Assists	3
3+ Steals	10
3+ Blocks	--

## GAME-BY-GAME

Opponent	Date	gs	min	Total		3-Pointers		Free throws		Rebounds				pf	a	t/o	blk	stl	pts	avg
				fg-fga	pct	3fg-fga	pct	ft-fla	pct	off	def	tot	avg							
RIDER	11/06/	20	2-4	.50	1-3	.33	0-0	.00	1	1	2	2.0	2	1	1	0	1	5	5.0	
NORTHERN KY.	11/24/	13	2-4	.50	0-1	.00	0-0	.00	0	1	1	1.5	0	2	0	0	0	4	4.5	
ALABAMA	11/29/	15	1-4	.25	1-3	.33	0-0	.00	0	1	1	1.3	0	2	0	0	0	3	4.0	
at Mizzou	12/02/	19	1-3	.33	0-2	.00	0-0	.00	0	2	2	1.5	1	1	1	0	1	2	3.5	
GRAMBLING	12/08/	9	0-4	.00	0-3	.00	0-0	.00	0	0	0	1.2	1	1	0	1	0	0	2.8	
GA. SOUTHERN	12/11/	4	0-2	.00	0-2	.00	0-0	.00	0	0	0	1.0	0	0	0	0	0	0	2.3	
STETSON	12/16/	8	2-3	.66	2-3	.66	1-2	.50	0	1	1	1.0	0	0	0	0	0	7	3.0	
TEMPLE	01/02/	10	1-1	1.00	0-0	.00	0-0	.00	0	2	2	1.1	1	1	1	0	0	2	2.9	
at UConn	01/05/	20	3-3	1.00	1-1	1.00	2-3	.66	0	1	1	1.1	1	0	1	0	4	9	3.6	
EAST CAROLINA	01/13/	16	1-5	.20	1-4	.25	1-2	.50	2	1	3	1.3	0	0	0	1	4	3.6		
at Wichita St.	01/16/	27	3-6	.50	2-5	.40	2-2	1.00	0	1	1	1.3	2	1	0	0	3	10	4.2	
TULSA	01/19/	27	0-5	.00	0-3	.00	2-2	1.00	1	6	7	1.8	4	3	2	0	0	2	4.0	
at Tulane	01/23/	19	3-7	.42	3-7	.42	0-0	.00	1	1	2	1.8	0	2	0	1	9	4.4		
at Memphis	01/27/	25	1-6	.16	1-6	.16	1-4	.25	0	1	1	1.7	1	2	2	1	2	4	4.4	
UCONN	01/31/	9	0-4	.00	0-2	.00	2-2	1.00	1	2	3	1.8	0	0	0	0	0	2	4.2	
HOUSTON	02/07/	19	1-3	.33	1-3	.33	0-2	.00	0	3	3	1.9	3	1	0	0	0	3	4.1	
at SMU	02/10/	19	2-5	.40	1-4	.25	0-0	.00	0	2	2	1.9	2	0	1	1	0	5	4.2	
SOUTH FLA.	02/13/	10	2-3	.66	1-2	.50	0-0	.00	0	1	1	1.8	1	0	2	0	0	5	4.2	
MEMPHIS	02/16/	29	2-9	.22	0-5	.00	0-0	.00	0	5	5	2.0	2	3	0	1	2	4	4.2	
at Cincinnati	02/21/	12	0-1	.00	0-0	.00	0-0	.00	0	1	1	2.0	0	1	1	0	0	0	4.0	
SMU	02/24/	17	1-5	.20	1-5	.20	0-0	.00	0	1	1	1.9	3	1	0	0	0	3	4.0	
at USF	02/27/	19	4-7	.57	2-3	.66	2-2	1.00	1	1	2	1.9	1	3	1	2	1	12	4.3	
at Houston	3/2/19	15	2-2	1.00	1-1	1.00	3-4	.75	0	4	4	2.0	2	1	1	0	0	8	4.5	
Totals		0	381	34-96	.35	19-68	.27	16-25	.64	7	39	46	2.0	27	24	16	6	16	103	4.5

Games played: 23  
 Minutes/game: 16.6  
 Points/game: 4.5  
 FG Pct: 35.4  
 3FG Pct: 27.9  
 FT Pct: 64.0

Rebounds/game: 2.0  
 Assists/game: 1.0  
 Turnovers/game: 0.7  
 Assist/turnover ratio: 1.5  
 Steals/game: 0.7  
 Blocks/game: 0.3



# AUBREY DAWKINS

6-6 | 205 | r-junior | guard  
durham, n.c. | new hampton prep (n.h.)

## KNIGHT NOTES

### 2018-19

- Scored in double figures in his first 18 games at UCF, the first Knight to do so in the team's D1 era, and has scored in double figures in 26 out of 28 games this season
- Twice named American Athletic Conference Player of the Week (Nov. 19, Jan. 7) and once on The American Weekly Honor Roll (Feb. 11).
- Ranks 13th in the conference in scoring with 15.1 points per game
- Also fifth in the conference with a 80.7 free throw percentage, fifth with a 39.1 three-point percentage and 10th with 2.1 threes per game
- In league games, shooting 41.5 percent from beyond the arc
- Has been impressive in nine true road games, averaging 17.4 points per game while shooting 53.3 percent from the field, 47.9 percent from three and 91.7 percent from the line
- Earned Myrtle Beach Invitational MVP honors
- Cincinnati 2/21: Recorded 15 of his 18 points in the second half, going 4-of-6 from deep
- Memphis 2/16: Scored 15 of his 17 points in the second half
- SMU 2/10: Scored a season-high 26 points on 9-of-12 shooting and 4-of-6 from three
- Tulane 1/23: Led the Knights with 19 points on three made three-pointers
- Wichita 1/16: Scored 22 points on 3-of-6 from beyond the arc
- ECU 1/13: Led the Knights with 18 points and six rebounds, scoring 15 in the second half
- at UConn 1/5: Scored season-high 23 points on 9-of-13 shooting and 2-of-4 from three
- Stetson 12/16: Scored 19 points and had career-high 13 rebounds for second ever double-double
- Missouri 12/2: Led UCF with 22 points on 6-of-9 from the field and 4-of-7 from three
- WKU 11/18: Led UCF with 21 points on five three-pointers
- Rider 11/6: Recorded first career double-double with 16 points and 10 rebounds

### 2016-18 at UCF

- Sat out the 2016-17 season due to NCAA transfer rules
- Missed all of the 2017-18 season after suffering shoulder injury during preseason

### 2014-16 at Michigan

- As a sophomore, played in all 36 games with nine starts, averaging 6.5 points in 2015-16.
- Scored in double figures 10 times with a season-best 19 points against Youngstown State (12/19).
- Named Michigan's "Sixth Man of the Year", producing five double-digit performance off the bench.
- Shot 50 percent from the field and 44 percent from behind the arc.
- As a freshman, played in 30 games with 13 starts, averaging 7.0 points and 20.7 minutes of action.



### 2018-19 HIGHS

Points	26	at SMU (2/10/19)
Rebounds	13	Stetson (12/16/18)
Assists	4	vs. WKU (11/18/18)
Steals	3	at S. Florida (2/27/19)
Blocks	2	#12 Houston (2/7/19)
FG made	9	2x, last at SMU (2/10/19)
FG attempts	16	2x, last at Wichita (1/16/19)
3FG made	5	2x, last Illinois St (12/21/18)
3FG attempts	9	vs. WKU (11/18/18)
FT made	10	Alabama (11/29/18)
FT attempts	10	Alabama (11/29/18)

### CAREER HIGHS

Points	31	Rutgers (3/7/15)
Rebounds	13	Stetson (12/16/18)
Assists	4	vs. WKU (11/18/18)
Steals	3	at S. Florida (2/27/19)
Blocks	2	3x, last #12 Houston (2/7/19)
FG made	10	Rutgers (3/7/15)
FG attempts	16	2x, last at Wichita (1/16/19)
3FG made	8	Rutgers (3/7/15)
3FG attempts	11	Rutgers (3/7/15)
FT made	10	Alabama (11/29/18)
FT attempts	10	Alabama (11/29/18)

### MISCELLANEOUS GAME STATS

Led team in scoring	15
Led team in rebounds	6
Led team in assists	1
Double Figure Points	44
Double Figure Rebounds	2
Double-Doubles	2
20-Point Games	8
30-Point Games	1
3+ Three Pointers	20
5+ Assists	--
3+ Steals	1
3+ Blocks	--

## GAME-BY-GAME

Opponent	Date	gs	min	Total		3-Pointers		Free throws		Rebounds				pf	a	t/o	blk	stl	pts	avg	
				fg-fga	pct	3fg-fga	pct	ft-fa	pct	off	def	tot	avg								
RIDER	11/06/	*	31	5-14	.35	1-8	.12	5-7	.71	1	9	10	10.0	2	0	3	2	2	16	16.0	
FLA. ATLANTIC	11/11/	*	31	6-16	.37	1-6	.16	3-3	1.00	2	3	5	7.5	2	1	1	0	0	16	16.0	
vs Cal St. Fullerton	11/15/	*	32	6-12	.50	1-6	.16	0-0	.00	1	3	4	6.3	2	0	2	0	2	13	15.0	
vs Saint Joseph's	11/16/	*	34	5-11	.45	2-6	.33	1-2	.50	0	6	6	6.3	2	0	1	0	1	13	14.5	
vs Western Ky.	11/18/	*	38	8-13	.61	5-9	.55	0-0	.00	0	4	4	5.8	3	0	4	0	0	21	15.8	
NORTHERN KY.	11/24/	*	34	5-9	.55	2-5	.40	0-0	.00	0	5	5	5.7	3	1	4	1	0	12	15.2	
ALABAMA	11/29/	*	36	3-10	.30	0-4	.00	10-10	1.00	0	2	2	5.1	1	3	1	1	2	16	15.3	
at Mizzou	12/02/	*	39	6-9	.66	4-7	.57	6-6	1.00	1	3	4	5.0	4	0	3	0	2	22	16.1	
GRAMBLING	12/08/	*	29	3-10	.30	1-2	.50	4-4	1.00	2	6	8	5.3	2	1	3	0	2	11	15.6	
GA. SOUTHERN	12/11/	*	35	4-13	.30	1-4	.25	1-2	.50	1	5	6	5.4	1	1	3	0	0	10	15.0	
STETSON	12/16/	*	27	6-13	.46	2-5	.40	5-6	.83	4	9	13	6.1	2	1	0	0	2	19	15.4	
ILLINOIS ST.	12/21/	*	33	6-10	.60	5-7	.71	1-2	.50	1	4	5	6.0	3	3	0	1	0	18	15.6	
TEMPLE	01/02/	*	35	5-9	.55	0-2	.00	0-2	.00	0	3	3	5.8	3	3	0	0	0	10	15.2	
at UConn	01/05/	*	38	9-13	.69	2-4	.50	3-4	.75	0	4	4	5.6	1	1	2	0	0	23	15.7	
EAST CAROLINA	01/13/	*	29	6-14	.42	2-8	.25	4-5	.80	1	5	6	5.7	4	3	1	1	1	18	15.9	
at Wichita St.	01/16/	*	28	8-16	.50	3-6	.50	3-3	1.00	0	2	2	5.4	4	1	3	0	1	22	16.3	
TULSA	01/19/	*	35	5-13	.38	2-6	.33	0-0	.00	2	3	5	5.4	4	2	0	0	1	12	16.0	
at Tulane	01/23/	*	28	7-13	.53	3-7	.42	2-2	1.00	1	6	7	5.5	1	1	0	0	2	19	16.2	
at Memphis	01/27/	*	29	1-10	.10	0-5	.00	0-0	.00	1	2	3	5.4	4	1	4	0	1	2	15.4	
UCONN	01/31/	*	35	2-6	.33	1-3	.33	4-6	.66	2	3	5	5.4	1	1	2	1	2	9	15.1	
HOUSTON	02/07/	*	33	5-15	.33	3-7	.42	0-2	.00	1	4	5	5.3	5	0	2	2	0	13	15.0	
at SMU	02/10/	*	38	9-12	.75	4-6	.66	4-5	.80	1	4	5	5.3	1	2	3	1	1	26	15.5	
SOUTH FLA.	02/13/	*	32	4-8	.50	1-4	.25	1-2	.50	0	2	2	5.2	2	1	0	0	2	10	15.3	
MEMPHIS	02/16/	*	35	5-12	.41	3-5	.60	4-4	1.00	1	3	4	5.1	2	2	0	0	1	17	15.3	
at Cincinnati	02/21/	*	37	7-13	.53	4-6	.66	0-0	.00	0	3	3	5.0	1	1	1	0	1	18	15.4	
SMU	02/24/	*	23	3-8	.37	3-6	.50	2-2	1.00	0	5	5	5.0	2	0	0	0	0	11	15.3	
at USF	02/27/	*	33	5-9	.55	2-3	.66	2-2	1.00	1	6	7	5.1	3	2	3	0	3	14	15.2	
at Houston	3/2/19	*	37	4-10	.40	1-4	.25	2-2	1.00	0	1	1	5.0	5	1	1	0	0	11	15.1	
Totals			28	924	148-321	.46	59-151	.39	67-83	.80	24	115	139	5.0	70	37	43	10	29	422	15.1

Games played: 28  
 Minutes/game: 33.0  
 Points/game: 15.1  
 FG Pct: 46.1  
 3FG Pct: 39.1  
 FT Pct: 80.7

Rebounds/game: 5.0  
 Assists/game: 1.3  
 Turnovers/game: 1.5  
 Assist/turnover ratio: 0.9  
 Steals/game: 1.0  
 Blocks/game: 0.4





# FRANKBERTZ

6-5 | 180 | junior | guard  
hesperia, calif. | sultana hs



## KNIGHT NOTES

### 2018-19

- SMU 2/24: Scored nine points on 3-of-6 shooting from beyond the arc
- Cincinnati 2/21: Scored six points in less than six minutes, going 2-of-2 from long distance
- Houston 2/7: Hit two threes for six points
- Memphis 1/27: Knocked down 2-of-5 from three-point range for six points
- Tulane 1/23: Scored first points since Dec. 21 with two points and three rebounds
- Stetson 12/16: Had nine points on a trio of three-pointers
- Grambling 12/8: Scored eight points and went 2-of-2 from beyond the arc
- WKU 11/18: Scored 11 points on three three-pointers
- Saint Joe's 11/16: Scored 10 points on two three-pointers
- Rider 11/6: Made UCF debut

### Prior to UCF

- A two-year starter at East Los Angeles College
- As a sophomore, shot 79-of-166 (48%) from three-point range
- Also averaged 13.2 points and 3.6 rebounds per game, while shooting 88 percent from the free throw line
- Led ELAC to a 24-6 overall record and a 9-1 league mark
- His squad won the South Coast Conference Championship
- Earned First Team All-Conference honors

## 2018-19 HIGHS

Points	11	WKU (11/18/18)
Rebounds	5	2x, last Grambling (12/8/18)
Assists	2	2x, last Stetson (12/16/18)
Steals	2	4x, last UConn (1/31/19)
Blocks	1	2x, last S. Florida (2/13/19)
FG made	4	Saint Joe's (11/16/18)
FG attempts	9	2x, last Stetson (12/16/18)
3FG made	3	3x, last SMU (2/24/19)
3FG attempts	7	WKU (11/18/18)
FT made	2	3x, last at S. Florida (2/27/19)
FT attempts	2	3x, last at S. Florida (2/27/19)

## CAREER HIGHS

Points	11	WKU (11/18/18)
Rebounds	5	2x, last Grambling (12/8/18)
Assists	2	2x, last Stetson (12/16/18)
Steals	2	4x, last UConn (1/31/19)
Blocks	1	2x, last S. Florida (2/13/19)
FG made	4	Saint Joe's (11/16/18)
FG attempts	9	2x, last Stetson (12/16/18)
3FG made	3	3x, last SMU (2/24/19)
3FG attempts	7	WKU (11/18/18)
FT made	2	3x, last at S. Florida (2/27/19)
FT attempts	2	3x, last at S. Florida (2/27/19)

## MISCELLANEOUS GAME STATS

Led team in scoring	--
Led team in rebounds	--
Led team in assists	--
Double Figure Points	2
Double Figure Rebounds	--
Double-Doubles	--
20-Point Games	--
30-Point Games	--
3+ Three Pointers	3
5+ Assists	--
3+ Steals	--
3+ Blocks	--

## GAME-BY-GAME

Opponent	Date	gs	min	Total		3-Pointers		Free throws		Rebounds				pf	a	t/o	blk	stl	pts	avg
				fg	fga	pc%	3fg	3fga	pc%	ft	fta	pc%	off							
RIDER	11/06/	2	0-1	.00	0-1	.00	0-0	.00	0	0	0	0.0	2	1	0	0	0	0	0.0	
FLA. ATLANTIC	11/11/	10	0-4	.00	0-3	.00	2-2	1.00	0	3	3	1.5	2	0	2	0	1	2	1.0	
vs Cal St. Fullerton	11/15/	11	0-2	.00	0-1	.00	0-0	.00	1	4	5	2.7	1	0	1	0	1	0	0.7	
vs Saint Joseph's	11/16/	20	4-6	.66	2-4	.50	0-0	.00	1	3	4	3.0	0	2	0	0	2	10	3.0	
vs Western Ky.	11/18/	18	3-9	.33	3-7	.42	2-2	1.00	1	2	3	3.0	1	1	1	0	1	11	4.6	
NORTHERN KY.	11/24/	14	1-4	.25	1-3	.33	0-1	.00	2	2	4	3.2	0	0	0	0	0	3	4.3	
ALABAMA	11/29/	5	1-2	.50	1-2	.50	0-0	.00	0	1	2	2.9	0	0	0	0	0	3	4.1	
at Mizzou	12/02/	2	0-0	.00	0-0	.00	0-0	.00	0	0	0	2.5	0	0	0	0	0	0	3.6	
GRAMBLING	12/08/	16	3-4	.75	2-2	1.00	0-0	.00	3	2	5	2.8	2	0	1	0	1	8	4.1	
GA. SOUTHERN	12/11/	9	1-3	.33	0-1	.00	0-0	.00	0	0	0	2.5	3	1	0	0	0	2	3.9	
STETSON	12/16/	23	3-9	.33	3-8	.37	0-0	.00	0	1	1	2.4	2	2	0	0	1	9	4.4	
ILLINOIS ST.	12/21/	13	1-1	1.00	0-0	.00	0-0	.00	1	0	1	2.3	1	0	0	0	0	2	4.2	
TEMPLE	01/02/	3	0-0	.00	0-0	.00	0-0	.00	0	0	0	2.1	1	0	1	0	0	0	3.8	
at UConn	01/05/	5	0-0	.00	0-0	.00	0-0	.00	0	0	0	1.9	0	1	0	0	0	0	3.6	
EAST CAROLINA	01/13/	11	0-2	.00	0-2	.00	0-0	.00	0	0	0	1.8	1	0	1	0	0	0	3.3	
at Wichita St.	01/16/	7	0-1	.00	0-1	.00	0-0	.00	0	0	0	1.7	0	0	0	0	0	0	3.1	
TULSA	01/19/	8	0-1	.00	0-1	.00	0-0	.00	0	0	0	1.6	0	0	1	1	0	0	2.9	
at Tulane	01/23/	17	1-4	.25	0-3	.00	0-0	.00	1	2	3	1.7	0	0	0	0	2	2	2.9	
at Memphis	01/27/	13	2-5	.40	2-5	.40	0-0	.00	0	1	1	1.6	1	1	0	0	1	6	3.1	
UConn	01/31/	12	1-2	.50	1-1	1.00	0-0	.00	1	1	2	1.7	1	1	1	0	0	2	3.1	
HOUSTON	02/07/	17	2-5	.40	2-4	.50	0-0	.00	0	1	1	1.6	3	1	0	0	0	6	3.2	
at SMU	02/10/	6	0-0	.00	0-0	.00	0-0	.00	0	0	0	1.5	1	0	0	0	0	0	3.0	
SOUTH FLA.	02/13/	16	0-1	.00	0-1	.00	0-0	.00	0	0	0	1.5	1	1	0	1	0	0	2.9	
MEMPHIS	02/16/	4	0-2	.00	0-1	.00	0-0	.00	0	0	0	1.4	0	0	0	0	0	1	0	2.8
at Cincinnati	02/21/	5	2-2	1.00	2-2	1.00	0-0	.00	0	0	0	1.4	0	0	0	0	0	6	2.9	
SMU	02/24/	20	3-7	.42	3-6	.50	0-0	.00	1	1	2	1.4	2	0	0	0	0	9	3.2	
at USF	02/27/	11	1-3	.33	0-2	.00	2-2	1.00	0	0	0	1.3	1	0	0	0	0	4	3.2	
at Houston	3/2/19	3	0-0	.00	0-0	.00	0-0	.00	0	0	0	1.3	1	0	0	0	0	0	3.1	
Totals		0	301	29-80	.36	22-61	.36	6-7	.85	12	24	36	1.3	27	12	9	2	15	86	3.1

Games played: 28  
 Minutes/game: 10.8  
 Points/game: 3.1  
 FG Pct: 36.3  
 3FG Pct: 36.1  
 FT Pct: 85.7

Rebounds/game: 1.3  
 Assists/game: 0.4  
 Turnovers/game: 0.3  
 Assist/turnover ratio: 1.3  
 Steals/game: 0.5  
 Blocks/game: 0.1



# CHAD BROWN

6-9 | 245 | senior | forward  
deltona, fla. | deltona hs



## KNIGHT NOTES

### 2018-19

- Ranks ninth in The American with 1.0 blocked shots per game
- Is eighth all-time at UCF with 91 career blocked shots
- SMU 2/24: Tied a career high with 13 points and set a new career high with 11 rebounds
- Memphis 2/16: Blocked season-high four shots and grabbed eight rebounds
- Memphis 1/27: Had a team-high nine rebounds and tied a season-high with three blocks
- Tulsa 1/19: Scored seven points and tied a career-high with 10 rebounds
- ECU 1/13: Tied season-highs with nine points and eight rebounds
- Illinois St 12/21: Made first start of the season, scoring six points with four boards, two steals and two blocked shots
- Stetson 12/16: Had nine points and six rebounds
- Missouri 12/2: Led UCF with eight rebounds and had two blocked shots
- Alabama 11/29: Scored eight points and led the Knights with eight rebounds
- NKU 11/24: Totaled season highs of three blocks and seven rebounds
- WKU 11/18: Had six points on 3-of-3 from the field with five rebounds
- Fullerton 11/15: Scored eight points, with five boards and two blocks

### 2017-18

- Played in all 32 games, starting 15 times.
- Averaged 5.2 points and was third on the team with 4.6 rebounds per game.
- Led the Knights with 34 blocked shots, ranking eighth in the league with 1.1 blocks per game.
- Was 11th in the league with 1.8 offensive rebounds per game during conference games.

## 2018-19 HIGHS

Points	13	SMU (2/24/19)
Rebounds	11	SMU (2/24/19)
Assists	2	2x, last Illinois St (12/21/18)
Steals	2	3x, last at UConn (1/5/19)
Blocks	4	Memphis (2/16/19)
FG made	4	2x, last SMU (2/24/19)
FG attempts	7	2x, last ECU (1/13/19)
3FG made	--	--
3FG attempts	1	Stetson (12/16/18)
FT made	5	SMU (2/24/19)
FT attempts	8	Alabama (11/29/18)

## CAREER HIGHS

Points	13	3x, last SMU (2/24/19)
Rebounds	11	SMU (2/24/19)
Assists	2	3x, last Illinois St (12/21/18)
Steals	3	vs. ECU (3/8/18)
Blocks	5	G-WU (11/15/17)
FG made	6	at USF (1/20/18)
FG attempts	8	2x, last at USF (1/20/18)
3FG made	-	--
3FG attempts	1	Stetson (12/16/18)
FT made	8	2x, last vs. St. John's (11/26/17)
FT attempts	13	vs. St. John's (11/26/17)

## MISCELLANEOUS GAME STATS

Led team in scoring	1
Led team in rebounds	17
Led team in assists	1
Double Figure Points	10
Double Figure Rebounds	5
Double-Doubles	3
20-Point Games	--
30-Point Games	--
3+ Three Pointers	--
5+ Assists	--
3+ Steals	1
3+ Blocks	9

## GAME-BY-GAME

Opponent	Date	gs	min	Total		3-Pointers		Free throws		Rebounds					pts	avg				
				fg-fga	pct	3fg-fga	pct	ft-fa	pct	off	def	tot	avg	pf			a	t/o	blk	stl
RIDER	11/06/	14	1-1	1.00	0-0	.00	0-0	.00	0-0	0	2	2	2.0	5	0	0	2	0	2	2.0
FLA. ATLANTIC	11/11/	19	1-2	.50	0-0	.00	1-2	.50	3	2	5	3.5	0	0	0	2	1	3	2.5	
vs Cal St. Fullerton	11/15/	20	3-5	.60	0-0	.00	2-2	1.00	2	3	5	4.0	2	2	0	2	0	8	4.3	
vs Saint Joseph's	11/16/	16	3-7	.42	0-0	.00	0-0	.00	2	2	4	4.0	1	1	0	0	0	6	4.8	
vs Western Ky.	11/18/	13	3-3	1.00	0-0	.00	0-0	.00	1	4	5	4.2	4	0	1	1	0	6	5.0	
NORTHERN KY.	11/24/	21	2-4	.50	0-0	.00	1-1	1.00	0	7	7	4.7	1	0	0	3	0	5	5.0	
ALABAMA	11/29/	27	3-4	.75	0-0	.00	2-8	.25	1	7	8	5.1	1	0	0	1	2	8	5.4	
at Mizzou	12/02/	24	1-3	.33	0-0	.00	0-0	.00	2	6	8	5.5	1	0	1	2	0	2	5.0	
GRAMBLING	12/08/	16	1-4	.25	0-0	.00	3-6	.50	1	3	4	5.3	2	1	1	1	0	5	5.0	
GA. SOUTHERN	12/11/	17	1-2	.50	0-0	.00	0-0	.00	1	4	5	5.3	0	1	1	0	0	2	4.7	
STETSON	12/16/	15	4-6	.66	0-1	.00	1-2	.50	2	4	6	5.4	1	1	1	1	0	9	5.1	
ILLINOIS ST.	12/21/	* 26	2-4	.50	0-0	.00	2-2	1.00	1	3	4	5.3	0	2	2	2	2	6	5.2	
TEMPLE	01/02/	13	1-5	.20	0-0	.00	1-1	1.00	0	2	2	5.0	1	0	0	0	0	3	5.0	
at UConn	01/05/	16	2-3	.66	0-0	.00	0-0	.00	0	3	3	4.9	2	0	0	1	2	4	4.9	
EAST CAROLINA	01/13/	25	3-7	.42	0-0	.00	3-6	.50	5	3	8	5.1	1	0	0	0	1	9	5.2	
at Wichita St.	01/16/	7	0-1	.00	0-0	.00	2-2	1.00	0	2	2	4.9	2	0	0	0	0	2	5.0	
TULSA	01/19/	24	3-3	1.00	0-0	.00	1-1	1.00	0	10	10	5.2	2	0	0	1	0	7	5.1	
at Tulane	01/23/	13	2-4	.50	0-0	.00	0-0	.00	1	1	2	5.0	2	0	0	0	0	4	5.1	
at Memphis	01/27/	17	1-4	.25	0-0	.00	1-2	.50	5	4	9	5.2	1	0	2	3	0	3	4.9	
UCONN	01/31/	22	3-4	.75	0-0	.00	1-4	.25	1	3	4	5.2	2	1	0	0	0	7	5.1	
HOUSTON	02/07/	22	2-3	.66	0-0	.00	1-2	.50	1	4	5	5.1	2	0	0	2	1	5	5.0	
at SMU	02/10/	13	1-4	.25	0-0	.00	2-2	1.00	0	3	3	5.0	1	0	1	0	0	4	5.0	
SOUTH FLA.	02/13/	21	1-3	.33	0-0	.00	3-6	.50	4	5	9	5.2	3	1	2	0	1	5	5.0	
MEMPHIS	02/16/	25	2-3	.66	0-0	.00	0-0	.00	2	6	8	5.3	3	1	0	4	0	4	5.0	
at Cincinnati	02/21/	12	1-2	.50	0-0	.00	0-1	.00	1	0	1	5.2	2	0	2	0	0	2	4.8	
SMU	02/24/	23	4-6	.66	0-0	.00	5-8	.62	2	9	11	5.4	0	1	1	0	0	13	5.2	
at USF	02/27/	19	1-1	1.00	0-0	.00	1-2	.50	1	6	7	5.4	2	0	1	0	0	3	5.1	
at Houston	3/2/19	9	1-1	1.00	0-0	.00	0-0	.00	2	2	4	5.4	2	0	0	0	0	2	5.0	
Totals		1	509	53.99	.53	0-1	.00	33-60	.55	41	110	151	5.4	46	12	17	28	10	139	5.0

Games played: 28  
 Minutes/game: 18.2  
 Points/game: 5.0  
 FG Pct: 53.5  
 3FG Pct: 0.0  
 FT Pct: 55.0

Rebounds/game: 5.4  
 Assists/game: 0.4  
 Turnovers/game: 0.6  
 Assist/turnover ratio: 0.7  
 Steals/game: 0.4  
 Blocks/game: 1.0



# TACKO FALL

7-6 | 310 | senior | center  
dakar, senegal | liberty christian prep



## KNIGHT NOTES

### 2018-19

- With 265 career blocks, he is the all-time leader at UCF in blocked shots.
- Leads The American with a 75.1 field goal percentage and would lead the nation if he qualified due to NCAA minimum of 5.0 field goals made per game (Tacko makes 4.6 per game)
- Also leads The American and ranks eighth in the nation with 2.5 blocked shots per game
- Now has 842 career rebounds and is fourth all-time in UCF history.
- Ranks fourth in the league with 7.4 rebounds per game
- Has had four or more blocks nine times this season
- Became the 20th member of UCF's 1,000-Point Club with 13 points vs. Houston on Feb. 7, now totaling 1,108 in his four seasons
- The Knights are 17-1 when Fall scores in double figures this season
- Named the American Athletic Conference Player of the Week once (Mar. 4) and earned AAC Weekly Honor Roll accolades once (Feb. 25)
- Houston 3/2: Scored 13 points and had 10 rebounds for fifth double-double of the season
- South Florida 2/27: Led UCF with 18 points on 6-of-10 shooting and 6-of-8 from the line
- SMU 2/24: Had a career game with 23 points and 20 rebounds, marking the first 20-20 game in UCF's Division I era and matching the UCF D1 era record for rebounds in a game
- Memphis 2/16: Had 15 points with seven rebounds and went 5-of-7 from the free throw line
- South Florida 2/13: Set a UCF record with 21 free throw attempts, scoring a season-high 21 points and grabbing nine rebounds
- Temple 1/2: Second straight double-double and third of the year with 16 points and 11 boards
- Illinois St 12/21: Recorded second double-double of the season with 11 points and 12 boards
- NKU 11/24: Had 20 points to go with nine rebounds
- Named to Myrtle Beach Invitational All-Tournament Team
- Saint Joe's 11/16: Scored 12 points on 6-of-8 shooting with nine rebounds and four blocks
- Fullerton 11/15: Scored 12 points and had 10 rebounds for first double-double of the season
- Named Preseason Second Team All-Conference by The American
- Also named to the Kareem Abdul-Jabbar Award Preseason Watch List

### 2018-19 HIGHS

Points	23	SMU (2/24/19)
Rebounds	20	SMU (2/24/19)
Assists	2	3x, last Temple (1/2/19)
Steals	1	8x, last at #6 Houston (3/2/19)
Blocks	6	at Missouri (12/2/18)
FG made	11	SMU (2/24/19)
FG attempts	14	SMU (2/24/19)
3FG made	--	--
3FG attempts	--	--
FT made	9	South Florida (2/13/19)
FT attempts	21	South Florida (2/13/19)

### CAREER HIGHS

Points	31	Miami (OH) (12/18/16)
Rebounds	20	SMU (2/24/19)
Assists	3	Md. ES (12/10/16)
Steals	2	Penn (12/12/16)
Blocks	6	3x, last at Missouri (12/2/18)
FG made	13	vs. Miss State (11/17/16)
FG attempts	17	vs. Miss State (11/17/16)
3FG made	-	--
3FG attempts	1	ECU (1/3/17)
FT made	9	2x, last S. Florida (2/13/19)
FT attempts	21	South Florida (2/13/19)

### MISCELLANEOUS GAME STATS

Led team in scoring	21
Led team in rebounds	51
Led team in assists	--
Double Figure Points	55
Double Figure Rebounds	30
Double-Doubles	23
20-Point Games	8
30-Point Games	1
3+ Three Pointers	--
5+ Assists	--
3+ Steals	--
3+ Blocks	45

## GAME-BY-GAME

Opponent	Date	gs	min	Total		3-Pointers		Free throws		Rebounds				pf	a	t/o	b/k	stl	pts	avg	
				fg/fga	pc	3fg/fga	pc	ft/fta	pc	off	def	tot	ava								
RIDER	11/06/	*	17	2-2	1.00	0-0	.00	0-2	.00	0	6	6	6.0	4	0	1	5	0	4	4.0	
FLA. ATLANTIC	11/11/	*	23	4-4	1.00	0-0	.00	1-4	.25	1	6	7	6.5	3	1	3	0	0	9	6.5	
vs Cal St. Fullerton	11/15/	*	20	5-7	.71	0-0	.00	2-4	.50	2	8	10	7.7	4	2	1	3	0	12	8.3	
vs Saint Joseph's	11/16/	*	21	6-8	.75	0-0	.00	0-0	.00	3	6	9	8.0	1	1	3	4	1	12	9.3	
vs Western Ky.	11/18/	*	25	6-8	.75	0-0	.00	1-9	.11	2	4	6	7.6	3	2	2	2	0	13	10.0	
NORTHERN KY.	11/24/	*	23	7-8	.87	0-0	.00	6-15	.40	3	6	9	7.8	3	0	1	1	0	20	11.7	
ALABAMA	11/29/	*	19	5-8	.62	0-0	.00	0-3	.00	2	0	2	7.0	4	0	2	4	0	10	11.4	
at Mizzou	12/02/	*	37	3-3	1.00	0-0	.00	0-3	.00	2	2	4	6.6	2	0	3	6	0	6	10.8	
GRAMBLING	12/08/	*	24	3-5	.60	0-0	.00	1-6	.16	0	8	8	6.8	2	0	2	5	0	7	10.3	
GA. SOUTHERN	12/11/	*	27	6-7	.85	0-0	.00	2-3	.66	3	1	4	6.5	3	0	2	4	0	14	10.7	
STETSON	12/16/	*	23	4-5	.80	0-0	.00	2-6	.33	2	4	6	6.5	1	0	0	5	0	10	10.6	
ILLINOIS ST.	12/21/	*	27	5-5	1.00	0-0	.00	1-4	.25	5	7	12	6.9	2	0	1	1	1	11	10.7	
TEMPLE	01/02/	*	31	7-9	.77	0-0	.00	2-6	.33	6	5	11	7.2	3	2	1	3	0	16	11.1	
at UConn	01/05/	*	28	1-1	1.00	0-0	.00	1-3	.33	0	5	5	7.1	4	1	4	2	1	3	10.5	
EAST CAROLINA	01/13/	*	30	4-5	.80	0-0	.00	2-10	.20	4	3	7	7.1	2	0	1	2	0	10	10.5	
at Wichita St.	01/16/	*	32	2-4	.50	0-0	.00	2-4	.50	2	5	7	7.1	0	0	0	2	1	6	10.2	
TULSA	01/19/	*	16	5-8	.62	0-0	.00	2-6	.33	4	2	6	7.0	5	0	1	0	0	12	10.3	
at Tulane	01/23/	*	20	2-6	.33	0-0	.00	0-2	.00	3	7	10	7.2	4	0	4	3	1	4	9.9	
at Memphis	01/27/	*	19	3-4	.75	0-0	.00	1-4	.25	2	4	6	7.1	3	1	3	2	0	7	9.8	
UCONN	01/31/	*	25	4-4	1.00	0-0	.00	1-2	.50	1	6	7	7.1	2	0	1	2	0	9	9.8	
HOUSTON	02/07/	*	19	5-6	.83	0-0	.00	3-7	.42	2	4	6	7.0	3	0	2	0	0	13	9.9	
at SMU	02/10/	*	26	4-5	.80	0-0	.00	2-2	1.00	0	3	3	6.9	1	0	2	2	1	10	9.9	
SOUTH FLA.	02/13/	*	26	6-9	.66	0-0	.00	9-21	.42	2	7	9	7.0	3	1	1	5	0	21	10.4	
MEMPHIS	02/16/	*	20	5-6	.83	0-0	.00	5-7	.71	3	4	7	7.0	4	0	2	0	1	15	10.6	
at Cincinnati	02/21/	*	34	3-3	1.00	0-0	.00	1-3	.33	1	3	4	6.8	3	1	3	5	0	7	10.4	
SMU	02/24/	*	26	11-14	.78	0-0	.00	1-3	.33	6	14	20	7.3	0	1	2	2	0	23	10.9	
at USF	02/27/	*	28	6-10	.60	0-0	.00	6-8	.75	3	2	5	7.3	4	1	3	0	0	18	11.2	
at Houston	3/2/19	*	32	6-9	.66	0-0	.00	1-5	.20	3	7	10	7.4	3	0	1	0	1	13	11.3	
Totals			28	698	130-173	.75	0-0	.00	55-152	.36	67	139	206	7.4	76	14	52	70	8	315	11.3

Games played: 28  
 Minutes/game: 24.9  
 Points/game: 11.3  
 FG Pct: 75.1  
 FT Pct: 36.2

Rebounds/game: 7.4  
 Assists/game: 0.5  
 Turnovers/game: 1.9  
 Assists/turnover ratio: 0.3  
 Steals/game: 0.3  
 Blocks/game: 2.5



# COLLIN SMITH

6-11 | 245 | r-sophomore | forward  
jacksonville, fla. | the bolles school



## KNIGHT NOTES

### 2018-19

- Fourth on the team with 8.4 points per game
- Is third on the team with 5.3 rebounds per game
- After starting the year 13-of-30, has shot 46-of-63 (73.0%) from the free throw line since Dec. 2
- Houston 3/2: Had career day, scoring 21 points, while adding seven boards and three assists
- SMU 2/24: Had nine points and 10 rebounds
- SMU 2/10: Scored a season-high 18 points, dished out a career-high five assists and grabbed 10 boards for his third double-double of the season
- UConn 1/31: Had 11 points, three rebounds and two assists
- Tulane 1/23: Totaled 11 points with four boards, one block and a steal
- Tulsa 1/19: Scored 13 points and went 7-of-8 from the free throw line with three assists
- ECU 1/13: Finished with 12 points and tied for the team-lead with eight rebounds
- Temple 1/2: Scored 12 points with four rebounds and two steals in conference opener
- Ga. Southern 12/11: Had second double-double of the season with 11 points and 10 boards
- NKU 11/24: Had seven points and tied for the team lead with nine rebounds
- Rider 11/6: Recorded second career double-double with 14 points and a career high 13 rebounds

### 2017-18

- Sat out due to NCAA transfer rules

### 2016-17 at GW

- Started 17 of 34 games as a freshman at George Washington
- Ranked third on the team in rebounds with 4.4 per game
- Was second on the team in blocked shots with 29
- Scored in double figures in six games
- Recorded first career double-double with 12 points and a career-high 11 rebounds against Saint Joseph's (12/30)
- Scored career-high of 22 points on 8-of-13 shooting against South Florida (12/3)
- Also hit the game-winning three-pointer with 3.5 seconds left against the Bulls

### 2018-19 HIGHS

Points	21	at #6 Houston (3/2/19)
Rebounds	13	Rider (11/6/18)
Assists	5	at SMU (2/10/19)
Steals	3	at Memphis (1/27/19)
Blocks	1	7x, last at S. Florida (2/27/19)
FG made	8	at #6 Houston (3/2/19)
FG attempts	15	at #6 Houston (3/2/19)
3FG made	2	2x, last ECU (1/13/19)
3FG attempts	4	Ga. Southern (12/11/18)
FT made	7	Tulsa (1/19/19)
FT attempts	15	Rider (11/6/18)

### CAREER HIGHS

Points	22	USF (12/3/16)
Rebounds	13	Rider (11/6/18)
Assists	5	at SMU (2/10/19)
Steals	4	USF (12/3/16)
Blocks	4	Penn State (11/26/16)
FG made	8	2x, last at #6 Houston (3/2/19)
FG attempts	15	at #6 Houston (3/2/19)
3FG made	2	4x, last ECU (1/13/19)
3FG attempts	4	Ga. Southern (12/11/18)
FT made	7	Tulsa (1/19/19)
FT attempts	15	Rider (11/6/18)

### MISCELLANEOUS GAME STATS

Led team in scoring	2
Led team in rebounds	10
Led team in assists	--
Double Figure Points	18
Double Figure Rebounds	6
Double-Doubles	4
20-Point Games	2
30-Point Games	--
3+ Three Pointers	--
5+ Assists	1
3+ Steals	2
3+ Blocks	4

## GAME-BY-GAME

Opponent	Date	qs	min	Total		3-Pointers		Free throws		Rebounds			pf	a	t/o	blk	stl	pts	avg		
				fg-fga	pct	3fg-fga	pct	ft-fa	pct	off	def	tot								avg	
RIDER	11/06/	*	30	4-10	.40	0-1	.00	6-15	.40	6	7	13	13.0	3	3	1	1	0	14	14.0	
FLA. ATLANTIC	11/11/	*	21	2-5	.40	0-1	.00	0-2	.00	1	1	2	7.5	5	3	3	0	0	4	9.0	
vs Cal St. Fullerton	11/15/	*	27	4-11	.36	0-2	.00	4-7	.57	2	3	5	6.7	4	1	4	0	0	12	10.0	
vs Saint Joseph's	11/16/	*	15	1-3	.33	0-0	.00	0-0	.00	1	2	3	5.8	2	1	2	0	1	2	8.0	
vs Western Ky.	11/18/	*	17	1-3	.33	0-0	.00	0-0	.00	2	6	8	6.2	4	0	2	0	0	2	6.8	
NORTHERN KY.	11/24/	*	23	2-6	.33	1-1	1.00	2-4	.50	2	7	9	6.7	3	2	2	0	0	7	6.8	
ALABAMA	11/29/	*	19	0-2	.00	0-1	.00	1-2	.50	0	6	6	6.6	2	1	1	0	0	1	6.0	
at Mizzeu	12/02/	*	28	4-7	.57	0-1	.00	3-3	1.00	1	3	4	6.3	3	0	1	0	1	11	6.6	
GRAMBLING	12/08/	*	23	1-3	.33	0-0	.00	2-2	1.00	0	4	4	6.0	3	3	1	0	0	4	6.3	
GA. SOUTHERN	12/11/	*	19	4-8	.50	2-4	.50	1-3	.33	2	8	10	6.4	4	3	1	1	0	11	6.8	
STETSON	12/16/	*	19	2-3	.66	0-0	.00	4-4	1.00	0	3	3	6.1	3	3	2	0	0	8	6.9	
ILLINOIS ST.	12/21/	*	23	5-10	.50	0-1	.00	2-3	.66	2	2	4	5.9	3	0	3	1	1	12	7.3	
TEMPLE	01/02/	*	24	5-8	.62	0-1	.00	2-2	1.00	0	4	4	5.8	3	1	1	0	2	12	7.7	
at UConn	01/05/	*	18	1-2	.50	0-1	.00	1-1	1.00	0	2	2	5.5	2	1	2	0	1	3	7.4	
EAST CAROLINA	01/13/	*	21	5-7	.71	2-3	.66	0-0	.00	1	7	8	5.7	5	1	2	0	1	12	7.7	
at Wichita St.	01/16/	*	20	3-8	.37	1-3	.33	0-0	.00	2	3	5	5.6	4	2	1	1	0	7	7.6	
TULSA	01/19/	*	26	3-9	.33	0-2	.00	7-8	.87	1	3	4	5.5	1	3	3	0	1	13	7.9	
at Tulane	01/23/	*	27	4-9	.44	0-2	.00	3-6	.50	1	3	4	5.4	3	0	0	1	1	11	8.1	
at Memphis	01/27/	*	25	4-8	.50	0-1	.00	0-0	.00	2	1	3	5.3	3	2	2	0	3	8	8.1	
UCONN	01/31/	*	22	3-5	.60	0-0	.00	5-8	.62	0	3	3	5.2	5	2	2	0	1	11	8.3	
HOUSTON	02/07/	*	11	0-1	.00	0-0	.00	0-0	.00	1	0	1	5.0	3	0	3	0	0	0	7.9	
at SMU	02/10/	*	30	7-11	.63	0-1	.00	4-4	1.00	3	7	10	5.2	3	5	1	0	1	18	8.3	
SOUTH FLA.	02/13/	*	23	3-5	.60	0-0	.00	3-3	1.00	2	3	5	5.2	5	1	3	1	1	9	8.3	
MEMPHIS	02/16/	*	11	2-6	.33	0-1	.00	0-1	.00	1	1	2	5.1	3	0	0	0	0	4	8.2	
at Cincinnati	02/21/	*	29	2-4	.50	0-0	.00	1-1	1.00	2	3	5	5.1	2	0	3	0	0	5	8.0	
SMU	02/24/	*	28	3-8	.37	0-0	.00	3-5	.60	2	8	10	5.3	2	3	0	0	0	9	8.1	
at USF	02/27/	*	19	1-1	1.00	0-0	.00	1-4	.25	0	4	4	5.2	5	1	2	1	1	3	7.9	
at Houston	3/2/19	*	32	8-15	.53	1-2	.50	4-5	.80	2	5	7	5.3	2	3	1	0	0	21	8.4	
Totals			27	630	84-178	.47	7-29	.24	59-93	.63	39	109	148	5.3	90	45	49	7	16	234	8.4

Games played: 28  
 Minutes/game: 22.5  
 Points/game: 8.4  
 FG Pct: 47.2  
 3FG Pct: 24.1  
 FT Pct: 63.4

Rebounds/game: 5.3  
 Assists/game: 1.6  
 Turnovers/game: 1.8  
 Assist/turnover ratio: 0.9  
 Steals/game: 0.6  
 Blocks/game: 0.3



**OVERALL STATISTICS**

**Orlando's Hometown Team Statistics  
UCF Combined Team Statistics (as of Mar 02, 2019)  
All games**

<b>RECORD:</b>	<b>OVERALL</b>	<b>HOME</b>	<b>AWAY</b>	<b>NEUTRAL</b>
ALL GAMES	22-6	14-2	5-4	3-0
CONFERENCE	12-4	7-1	5-3	0-0
NON-CONFERENCE	10-2	7-1	0-1	3-0

#	Player	gp-gs	min	avg	Total			3-Point		F-Throw		Rebounds				pf	dq	a	to	blk	stl	pts	avg		
					fg-fga	fg%	3fg-fga	3fg%	ft-fa	ft%	off	def	tot	avg											
01	Taylor,B.J.	28-28	950	33.9	120-303	.39	53-142	.37	164-210	.78	11	48	59	2.1	42	0	96	48	0	24	457	16.3			
15	Dawkins,Aubrey	28-28	924	33.0	148-321	.46	59-151	.39	67-83	.80	24	115	139	5.0	70	2	37	43	10	29	422	15.1			
24	Fall,Tacko	28-28	698	24.9	130-173	.75	0-0	.00	55-152	.36	67	139	206	7.4	76	1	14	52	70	8	315	11.3			
35	Smith,Collin	28-27	630	22.5	84-178	.47	7-29	.24	59-93	.63	39	109	148	5.3	90	5	45	49	7	16	234	8.4			
02	Allen,Terrell	28-28	843	30.1	68-153	.44	23-56	.41	40-56	.71	7	82	89	3.2	65	0	122	43	0	40	199	7.1			
21	Brown,Chad	28-1	509	18.2	53-99	.53	0-1	.00	33-60	.55	41	110	151	5.4	46	1	12	17	28	10	139	5.0			
10	Griffin,Dayon	23-0	381	16.6	34-96	.35	19-68	.27	16-25	.64	7	39	46	2.0	27	0	24	16	6	16	103	4.5			
04	DeJesus,Cesar	25-0	300	12.0	33-68	.48	5-17	.29	20-27	.74	4	19	23	0.9	19	0	19	21	3	7	91	3.6			
20	Bertz,Frank	28-0	301	10.8	29-80	.36	22-61	.36	6-7	.85	12	24	36	1.3	27	0	12	9	2	15	86	3.1			
12	Grant,Xavier	6-0	13	2.2	2-3	.66	1-2	.50	2-2	1.000	0	2	2	0.3	0	0	0	2	0	0	7	1.2			
22	McSpadden,Chanc	7-0	49	7.0	2-7	.28	1-4	.25	1-6	.16	3	10	13	1.9	5	0	3	3	0	1	6	0.9			
25	Anders,Ryan	6-0	13	2.2	1-7	.14	0-2	.00	0-0	.00	1	2	3	0.5	1	0	1	0	0	0	2	0.3			
13	Renaud,Levy	6-0	13	2.2	0-3	.00	0-0	.00	0-0	.00	0	0	0	0.0	4	0	0	1	0	0	0	0.0			
<b>Team</b>											<b>54</b>	<b>62</b>	<b>116</b>												<b>14</b>
<b>Total.....</b>		<b>28</b>	<b>5624</b>		<b>704-149</b>	<b>.47</b>	<b>190-533</b>	<b>.35</b>	<b>463-721</b>	<b>.64</b>	<b>270</b>	<b>761</b>	<b>103</b>	<b>36.8</b>	<b>472</b>	<b>9</b>	<b>385</b>	<b>318</b>	<b>126</b>	<b>166</b>	<b>206</b>	<b>73.6</b>			
<b>Opponents.....</b>		<b>28</b>	<b>5621</b>		<b>643-163</b>	<b>.39</b>	<b>198-630</b>	<b>.31</b>	<b>308-481</b>	<b>.64</b>	<b>318</b>	<b>654</b>	<b>972</b>	<b>34.7</b>	<b>620</b>	<b>-</b>	<b>348</b>	<b>346</b>	<b>80</b>	<b>151</b>	<b>179</b>	<b>64.0</b>			

TEAM STATISTICS	UCF	OPP	Date	Opponent	Score	Att.
SCORING	2061	1792	11/06/18	RIDER	w 84-70	4870
Points per game	73.6	64.0	11/11/18	FLA. ATLANTIC	L 79-80	4304
Scoring margin	+9.6	-	11/15/18	vs Cal St. Fullerton	w 68-52	1317
FIELD GOALS-ATT	704-1491	643-1639	11/16/18	vs Saint Joseph's	w 77-57	1050
Field goal pct	.472	.392	11/18/18	vs Western Ky.	w 78-62	3018
3 POINT FG-ATT	190-533	198-630	11/24/18	NORTHERN KY.	w 66-53	3374
3-point FG pct	.356	.314	11/29/18	ALABAMA	w 70-64	4449
3-pt FG made per gam	6.8	7.1	12/02/18	at Mizzou	Lot 62-64	10067
FREE THROWS-ATT	463-721	308-481	12/08/18	GRAMBLING	w 70-45	3798
Free throw pct	.642	.640	12/11/18	GA. SOUTHERN	w 95-88	3632
F-Throws made per ga	16.5	11.0	12/16/18	STETSON	w 90-65	3660
REBOUNDS	1031	972	12/21/18	ILLINOIS ST.	w 77-56	3885
Rebounds per game	36.8	34.7	* 01/02/19	TEMPLE	w 78-73	3884
Rebounding margin	+2.1	-	* 01/05/19	at UConn	w 65-53	10541
ASSISTS	385	348	* 01/13/19	EAST CAROLINA	w 76-65	4692
Assists per game	13.8	12.4	* 01/16/19	at Wichita St.	L 67-75	0
TURNOVERS	318	346	* 01/19/19	TULSA	w 64-62	4155
Turnovers per game	11.4	12.4	* 01/23/19	at Tulane	w 75-50	1308
Turnover margin	+1.0	-	* 01/27/19	at Memphis	L 57-77	17046
Assist/turnover ratio	1.2	1.0	* 01/31/19	UCONN	w 73-67	5016
STEALS	166	151	* 02/07/19	HOUSTON	L 68-77	6292
Steals per game	5.9	5.4	* 02/10/19	at SMU	w 71-65	5989
BLOCKS	126	80	* 02/13/19	SOUTH FLA.	w 78-65	4719
Blocks per game	4.5	2.9	* 02/16/19	MEMPHIS	w 79-72	5458
ATTENDANCE	71166	76983	* 02/21/19	at Cincinnati	L 55-60	12377
Home games-Avg/Gam	16-4448	9-7955	* 02/24/19	SMU	w 95-48	4978
Neutral site-Avg/Game	-	3-1795	* 02/27/19	at USF	w 75-63	7231
			* 3/2/19	at Houston	w 69-64	7039

Score by Periods	1st	2nd	OT	Totals
UCF	95	1105	5	2061
Opponents	789	996	7	1792

\* = Conference game



**CONFERENCE STATISTICS**

**Orlando's Hometown Team Statistics  
UCF Combined Team Statistics (as of Mar 02, 2019)  
Conference games**

<b>RECORD:</b>	<b>OVERALL</b>	<b>HOME</b>	<b>AWAY</b>	<b>NEUTRAL</b>
ALL GAMES	12-4	7-1	5-3	0-0
CONFERENCE	12-4	7-1	5-3	0-0
NON-CONFERENCE	0-0	0-0	0-0	0-0

##	Player	gp-gs	min	avg	Total			3-Point		F-Throw		Rebounds				pf	dq	a	to	blk	stl	pts	avg
					fg-fga	fg%	3fg-fga	3fg%	ft-fa	ft%	off	def	tot	avg									
01	Taylor,B.J.	16-16	546	34.1	64-166	.38	29-81	.35	90-119	.75	5	24	29	1.8	26	0	63	31	0	13	247	15.4	
15	Dawkins,Aubrey	16-16	525	32.8	85-181	.47	34-82	.41	31-41	.75	11	56	67	4.2	43	2	22	22	5	16	235	14.7	
24	Fall,Tacko	16-16	412	25.8	74-103	.71	0-0	.00	39-93	.41	42	81	123	7.7	44	1	8	31	30	6	187	11.7	
35	Smith,Collin	16-16	366	22.9	54-107	.50	4-17	.23	34-48	.70	20	57	77	4.8	51	4	25	26	4	13	146	9.1	
02	Allen,Terrell	16-16	471	29.4	32-80	.40	9-29	.31	25-32	.78	4	45	49	3.1	37	0	66	29	0	27	98	6.1	
10	Griffin,Dayon	16-0	293	18.3	26-72	.36	15-51	.29	15-23	.65	6	33	39	2.4	23	0	17	14	5	14	82	5.1	
21	Brown,Chad	16-0	281	17.6	28-54	.51	0-0	.00	21-37	.56	25	63	88	5.5	28	0	4	9	11	5	77	4.8	
20	Bertz,Frank	16-0	158	9.9	12-35	.34	10-29	.34	2-2	1.000	3	6	9	0.6	13	0	5	4	2	6	36	2.3	
04	DeJesus,Ceasar	14-0	128	9.1	12-26	.46	1-5	.20	6-11	.54	0	5	5	0.4	9	0	4	12	2	3	31	2.2	
12	Grant,Xavier	3-0	7	2.3	1-2	.50	0-1	.00	2-2	1.000	0	1	1	0.3	0	0	0	2	0	0	4	1.3	
25	Anders,Ryan	3-0	7	2.3	1-5	.20	0-1	.00	0-0	.00	1	1	2	0.7	1	0	1	0	0	0	2	0.7	
13	Renaud,Levy	3-0	6	2.0	0-1	.00	0-0	.00	0-0	.00	0	0	0	0.0	2	0	0	0	0	0	0	0.0	
<b>Team</b>											26	30	56				7						
<b>Total.....</b>		16	3200		389-832	.46	102-296	.34	265-408	.65	143	402	545	34.1	277	7	215	187	59	103	114	71.6	
<b>Opponents.....</b>		16	3200		363-902	.40	112-355	.31	198-286	.69	172	374	546	34.1	346	-	198	203	51	91	103	64.8	

TEAM STATISTICS	UCF	OPP	Date	Opponent	Score	Att.
SCORING	1145	1036	* 01/02/19	TEMPLE	w 78-73	3884
Points per game	71.6	64.8	* 01/05/19	at UConn	w 65-53	10541
Scoring margin	+6.8	-	* 01/13/19	EAST CAROLINA	w 76-65	4692
FIELD GOALS-ATT	389-832	363-902	* 01/16/19	at Wichita St.	L 67-75	0
Field goal pct	.468	.402	* 01/19/19	TULSA	w 64-62	4155
3 POINT FG-ATT	102-296	112-355	* 01/23/19	at Tulane	w 75-50	1308
3-point FG pct	.345	.315	* 01/27/19	at Memphis	L 57-77	17046
3-pt FG made per gam	6.4	7.0	* 01/31/19	UCONN	w 73-67	5016
FREE THROWS-ATT	265-408	198-286	* 02/07/19	HOUSTON	L 68-77	6292
Free throw pct	.650	.692	* 02/10/19	at SMU	w 71-65	5989
F-Throws made per ga	16.6	12.4	* 02/13/19	SOUTH FLA.	w 78-65	4719
REBOUNDS	545	546	* 02/16/19	MEMPHIS	w 79-72	5458
Rebounds per game	34.1	34.1	* 02/21/19	at Cincinnati	L 55-60	12377
Rebounding margin	-0.1	-	* 02/24/19	SMU	w 95-48	4978
ASSISTS	215	198	* 02/27/19	at USF	w 75-63	7231
Assists per game	13.4	12.4	* 3/2/19	at Houston	w 69-64	7039
TURNOVERS	187	203	* = Conference game			
Turnovers per game	11.7	12.7				
Turnover margin	+1.0	-				
Assist/turnover ratio	1.1	1.0				
STEALS	103	91				
Steals per game	6.4	5.7				
BLOCKS	59	51				
Blocks per game	3.7	3.2				
ATTENDANCE	39194	61531				
Home games-Avg/Gam	8-4899	8-7691				
Neutral site-Avg/Game	-	0-0				

Score by Periods	1st	2nd	Totals
UCF	522	623	1145
Opponents	464	572	1036



**GAME-BY-GAME STATISTICS**

**Orlando's Hometown Team Statistics  
UCF Team Game-by-Game (as of Mar 02, 2019)  
All games**

TEAM STATISTICS

Opponent	Date	Score	W/L	Total		3-Pointers		Free throws		Rebounds				pf	a	t/o	blk	stl	pts	avg
				fg-fga	pct	3fg-fga	pct	ft-fta	pct	off	def	tot	avg							
RIDER	11/06/	84-70	W	27-59	.45	5-22	.22	25-45	.55	12	35	47	47.0	22	14	11	10	5	84	84.0
FLA. ATLANTIC	11/11/	79-80	L	28-56	.50	6-20	.30	17-26	.65	12	26	38	42.5	19	14	13	2	5	79	81.5
vs Cal St. Fullerton	11/15/	68-52	W	26-60	.43	4-15	.26	12-19	.63	13	32	45	43.3	17	12	11	5	7	68	77.0
vs Saint Joseph's	11/16/	77-57	W	32-58	.55	10-21	.47	3-4	.75	11	29	40	42.5	13	14	13	4	8	77	77.0
vs Western Ky.	11/18/	78-62	W	28-55	.50	10-20	.50	12-24	.50	11	25	36	41.2	17	20	11	3	7	78	77.2
NORTHERN KY.	11/24/	66-53	W	22-50	.44	5-14	.35	17-36	.47	10	41	51	42.8	17	14	9	5	1	66	75.3
ALABAMA	11/29/	70-64	W	21-45	.46	5-15	.33	23-36	.63	4	25	29	40.9	14	12	9	6	5	70	74.6
at Mizzou	12/02/	62-64	Lot	19-40	.47	6-20	.30	18-23	.78	7	25	32	39.8	18	9	15	8	5	62	73.0
GRAMBLING	12/08/	70-45	W	20-49	.40	8-17	.47	22-31	.71	13	34	47	40.6	15	11	14	7	6	70	72.7
GA. SOUTHERN	12/11/	95-88	W	33-66	.50	12-27	.44	17-23	.73	12	27	39	40.4	14	18	11	5	1	95	74.9
STETSON	12/16/	90-65	W	29-62	.46	10-28	.35	22-31	.71	11	36	47	41.0	15	18	6	7	4	90	76.3
ILLINOIS ST.	12/21/	77-56	W	30-59	.50	7-18	.38	10-15	.66	11	24	35	40.5	14	14	8	5	9	77	76.3
TEMPLE	01/02/	78-73	W	29-48	.60	4-11	.36	16-28	.57	8	23	31	39.8	15	17	14	3	4	78	76.5
at UConn	01/05/	65-53	W	20-35	.57	5-11	.45	20-29	.69	0	23	23	38.6	12	11	16	3	12	65	75.6
EAST CAROLINA	01/13/	76-65	W	24-58	.41	6-25	.24	22-41	.53	16	29	45	39.0	19	13	11	3	11	76	75.7
at Wichita St.	01/16/	67-75	L	22-52	.42	9-20	.45	14-20	.70	6	16	22	37.9	19	10	8	3	5	67	75.1
TULSA	01/19/	64-62	W	19-51	.37	4-20	.20	22-31	.71	9	28	37	37.9	21	13	12	2	5	64	74.5
at Tulane	01/23/	75-50	W	31-71	.43	8-28	.28	5-10	.50	15	27	42	38.1	17	9	11	4	12	75	74.5
at Memphis	01/27/	57-77	L	22-58	.37	6-26	.23	7-14	.50	12	16	28	37.6	17	12	15	7	9	57	73.6
UCONN	01/31/	73-67	W	22-45	.48	4-11	.36	25-36	.69	8	22	30	37.2	15	11	12	3	7	73	73.6
HOUSTON	02/07/	68-77	L	23-54	.42	8-24	.33	14-27	.51	8	26	34	37.0	23	12	11	5	4	68	73.3
at SMU	02/10/	71-65	W	26-50	.52	7-16	.43	12-13	.92	5	27	32	36.8	12	16	13	4	5	71	73.2
SOUTH FLA.	02/13/	78-65	W	24-44	.54	5-11	.45	25-44	.56	11	26	37	36.8	22	16	10	7	5	78	73.4
MEMPHIS	02/16/	79-72	W	24-58	.41	6-19	.31	25-30	.83	9	29	38	36.9	20	14	10	5	7	79	73.6
at Cincinnati	02/21/	55-60	L	21-45	.46	9-20	.45	4-7	.57	7	17	24	36.4	11	11	17	5	4	55	72.9
SMU	02/24/	95-48	W	34-69	.49	11-26	.42	16-25	.64	14	44	58	37.2	16	17	6	2	2	95	73.7
at USF	02/27/	75-63	W	25-45	.55	5-12	.41	20-29	.69	8	21	29	36.9	20	19	12	3	6	75	73.8
at Houston	3/2/19	69-64	W	23-49	.46	5-16	.31	18-24	.75	7	28	35	36.8	18	14	9	0	5	69	73.6
UCF		2061		704-1491	.472	190-533	.356	463-721	.642	270	761	1031	36.8	472	385	318	126	166	2061	73.6
Opponents		1792		643-1639	.392	198-630	.314	308-481	.640	318	654	972	34.7	620	348	346	80	151	1792	64.0

Games played: 28  
Points/game: 73.6  
FG Pct: 47.2  
3FG Pct: 35.6  
FT Pct: 64.2

Rebounds/game: 36.8  
Assists/game: 13.8  
Turnovers/game: 11.4  
Assist/turnover ratio: 1.2  
Steals/game: 5.9  
Blocks/game: 4.5



**OPPONENT GAME-BY-GAME STATISTICS**

**Orlando's Hometown Team Statistics  
UCF Opponent Game-by-Game (as of Mar 02, 2019)  
All games**

OPPONENT STATISTICS

Opponent	Date	Score	Total		3-Pointers		Free throws		Rebounds				pf	a	t/o	blk	stl	pts	avg
			fg-fga	pct	3fg-fga	pct	ft-fa	pct	off	def	tot	avg							
RIDER	11/06/	84-70 W	27-69	.39	7-17	.41	9-24	.37	16	31	47	47.0	32	15	17	1	6	70	70.0
FLA. ATLANTIC	11/11/	79-80 L	28-67	.41	12-34	.35	12-18	.66	17	23	40	43.5	27	14	13	1	6	80	75.0
vs Cal St. Fullerton	11/15/	68-52 W	19-55	.34	4-17	.23	10-18	.55	8	25	33	40.0	20	12	12	4	6	52	67.3
vs Saint Joseph's	11/16/	77-57 W	21-55	.38	9-25	.36	6-13	.46	10	15	25	36.2	9	12	11	3	6	57	64.8
vs Western Ky.	11/18/	78-62 W	22-55	.40	4-12	.33	14-21	.66	11	23	34	35.8	24	15	15	4	7	62	64.2
NORTHERN KY.	11/24/	66-53 W	19-59	.32	8-31	.25	7-17	.41	7	28	35	35.7	28	14	6	3	2	53	62.3
ALABAMA	11/29/	70-64 W	25-66	.37	5-24	.20	9-14	.64	19	27	46	37.1	24	14	14	5	3	64	62.6
at Mizzou	12/02/	62-64 Lot	23-63	.36	12-29	.41	6-11	.54	17	16	33	36.6	21	7	10	0	6	64	62.8
GRAMBLING	12/08/	70-45 W	17-58	.29	3-16	.18	8-18	.44	12	21	33	36.2	27	6	12	3	5	45	60.8
GA. SOUTHERN	12/11/	95-88 W	37-68	.54	7-16	.43	7-12	.58	6	24	30	35.6	19	17	9	3	7	88	63.5
STETSON	12/16/	90-65 W	23-69	.33	7-26	.26	12-16	.75	12	25	37	35.7	24	10	8	1	6	65	63.6
ILLINOIS ST.	12/21/	77-56 W	19-53	.35	8-28	.28	10-13	.76	11	22	33	35.5	19	14	16	1	0	56	63.0
TEMPLE	01/02/	78-73 W	24-53	.45	13-27	.48	12-15	.80	7	16	23	34.5	21	19	14	3	12	73	63.8
at UConn	01/05/	65-53 W	19-59	.32	6-20	.30	9-11	.81	17	20	37	34.7	24	9	18	0	5	53	63.0
EAST CAROLINA	01/13/	76-65 W	23-58	.39	5-19	.26	14-24	.58	10	28	38	34.9	31	12	14	0	5	65	63.1
at Wichita St.	01/16/	67-75 L	27-52	.51	4-15	.26	17-18	.94	8	27	35	34.9	20	13	11	5	2	75	63.9
TULSA	01/19/	64-62 W	19-47	.40	7-19	.36	17-23	.73	4	30	34	34.9	29	13	13	3	8	62	63.8
at Tulane	01/23/	75-50 W	18-54	.33	3-12	.25	11-16	.68	10	28	38	35.1	10	9	19	7	7	50	63.0
at Memphis	01/27/	57-77 L	29-65	.44	8-24	.33	11-14	.78	21	25	46	35.6	15	16	17	6	7	77	63.7
UCONN	01/31/	73-67 W	24-54	.44	9-22	.40	10-13	.76	9	21	30	35.3	24	12	14	3	4	67	63.9
HOUSTON	02/07/	68-77 L	25-57	.43	7-27	.25	20-28	.71	11	32	43	35.7	23	13	10	3	7	77	64.5
at SMU	02/10/	71-65 W	25-63	.39	10-37	.27	5-10	.50	12	19	31	35.5	14	16	8	6	7	65	64.5
SOUTH FLA.	02/13/	78-65 W	21-57	.36	9-24	.37	14-27	.51	15	19	34	35.4	31	12	10	2	6	65	64.6
MEMPHIS	02/16/	79-72 W	27-61	.44	5-20	.25	13-16	.81	8	28	36	35.5	26	12	14	4	5	72	64.9
at Cincinnati	02/21/	55-60 L	21-52	.40	7-14	.50	11-12	.91	11	17	28	35.2	13	13	14	4	3	60	64.7
SMU	02/24/	95-48 W	17-69	.24	7-32	.21	7-11	.63	9	26	35	35.2	21	6	4	2	3	48	64.0
at USF	02/27/	75-63 W	21-46	.45	6-25	.24	15-24	.62	9	16	25	34.8	25	16	15	2	4	63	64.0
at Houston	3/2/19	69-64 W	23-55	.41	6-18	.33	12-24	.50	11	22	33	34.7	19	7	8	1	6	64	64.0
Opponents		1792	643-1639	.392	198-630	.314	308-481	.640	318	654	972	34.7	620	348	346	80	151	1792	64.0
UCF		2061	704-1491	.472	190-533	.356	463-721	.642	270	761	1031	36.8	472	385	318	126	166	2061	73.6

Games played: 28  
Points/game: 64.0  
FG Pct: 39.2  
3FG Pct: 31.4  
FT Pct: 64.0

Rebounds/game: 34.7  
Assists/game: 12.4  
Turnovers/game: 12.4  
Assist/turnover ratio: 1.0  
Steals/game: 5.4  
Blocks/game: 2.9





**CATEGORY LEADERS**

**Orlando's Hometown Team Statistics  
UCF Category Leaders (as of Mar 02, 2019)  
All games**

<b>Points</b>	<b>G</b>	<b>Pts</b>	<b>Pts/G</b>	<b>Scoring Average</b>	<b>G</b>	<b>Pts</b>	<b>Avg/G</b>
Taylor,B.J.	28	457	16.3	Taylor,B.J.	28	457	16.3
Dawkins,Aubrey	28	422	15.1	Dawkins,Aubrey	28	422	15.1
Fall,Tacko	28	315	11.3	Fall,Tacko	28	315	11.3
Smith,Collin	28	234	8.4	Smith,Collin	28	234	8.4
Allen,Terrell	28	199	7.1	Allen,Terrell	28	199	7.1
Brown,Chad	28	139	5.0	Brown,Chad	28	139	5.0
Griffin,Dayon	23	103	4.5	Griffin,Dayon	23	103	4.5
DeJesus,Ceasar	25	91	3.6	DeJesus,Ceasar	25	91	3.6
Bertz,Frank	28	86	3.1	Bertz,Frank	28	86	3.1
Grant,Xavier	6	7	1.2	Grant,Xavier	6	7	1.2
McSpadden,Chance	7	6	0.9	McSpadden,Chance	7	6	0.9
Anders,Ryan	6	2	0.3	Anders,Ryan	6	2	0.3

<b>FG Percentage</b>	<b>FG</b>	<b>Att</b>	<b>Pct</b>	<b>Field Goal Attempts</b>	<b>G</b>	<b>Att</b>	<b>Att/G</b>
Fall,Tacko	130	173	.751	Dawkins,Aubrey	28	321	11.5
Grant,Xavier	2	3	.667	Taylor,B.J.	28	303	10.8
Brown,Chad	53	99	.535	Smith,Collin	28	178	6.4
DeJesus,Ceasar	33	68	.485	Fall,Tacko	28	173	6.2
Smith,Collin	84	178	.472	Allen,Terrell	28	153	5.5
Dawkins,Aubrey	148	321	.461	<b>Field Goals Made</b>	<b>G</b>	<b>Made</b>	<b>Made/G</b>
Allen,Terrell	68	153	.444	Dawkins,Aubrey	28	148	5.3
Taylor,B.J.	120	303	.396	Fall,Tacko	28	130	4.6
Bertz,Frank	29	80	.363	Taylor,B.J.	28	120	4.3
Griffin,Dayon	34	96	.354	Smith,Collin	28	84	3.0
McSpadden,Chance	2	7	.286	Allen,Terrell	28	68	2.4
Anders,Ryan	1	7	.143				

<b>3-Point Percentage</b>	<b>3FG</b>	<b>Att</b>	<b>Pct</b>	<b>3-Point FG Attempts</b>	<b>G</b>	<b>Att</b>	<b>Att/G</b>
Grant,Xavier	1	2	.500	Dawkins,Aubrey	28	151	5.4
Allen,Terrell	23	56	.411	Taylor,B.J.	28	142	5.1
Dawkins,Aubrey	59	151	.391	Griffin,Dayon	23	68	3.0
Taylor,B.J.	53	142	.373	Bertz,Frank	28	61	2.2
Bertz,Frank	22	61	.361	Allen,Terrell	28	56	2.0
DeJesus,Ceasar	5	17	.294	<b>3-Point FG Made</b>	<b>G</b>	<b>Made</b>	<b>Made/G</b>
Griffin,Dayon	19	68	.279	Dawkins,Aubrey	28	59	2.1
McSpadden,Chance	1	4	.250	Taylor,B.J.	28	53	1.9
Smith,Collin	7	29	.241	Allen,Terrell	28	23	0.8
Brown,Chad	0	1	.000	Bertz,Frank	28	22	0.8
Anders,Ryan	0	2	.000	Griffin,Dayon	23	19	0.8

<b>Free Throw Percent</b>	<b>FG</b>	<b>Att</b>	<b>Pct</b>	<b>Free Throw Attempts</b>	<b>G</b>	<b>Att</b>	<b>Att/G</b>
Grant,Xavier	2	2	1.000	Taylor,B.J.	28	210	7.5
Bertz,Frank	6	7	.857	Fall,Tacko	28	152	5.4
Dawkins,Aubrey	67	83	.807	Smith,Collin	28	93	3.3
Taylor,B.J.	164	210	.781	Dawkins,Aubrey	28	83	3.0
DeJesus,Ceasar	20	27	.741	Brown,Chad	28	60	2.1
Allen,Terrell	40	56	.714	<b>Free Throws Made</b>	<b>G</b>	<b>Made</b>	<b>Made/G</b>
Griffin,Dayon	16	25	.640	Taylor,B.J.	28	164	5.9
Smith,Collin	59	93	.634	Dawkins,Aubrey	28	67	2.4
Brown,Chad	33	60	.550	Smith,Collin	28	59	2.1
Fall,Tacko	55	152	.362	Fall,Tacko	28	55	2.0
McSpadden,Chance	1	6	.167	Allen,Terrell	28	40	1.4



**CATEGORY LEADERS**

**Orlando's Hometown Team Statistics  
UCF Category Leaders (as of Mar 02, 2019)  
All games**

<b>Rebounds</b>	<b>G</b>	<b>Reb</b>	<b>Reb/G</b>
Fall, Tacko	28	206	7.4
Brown, Chad	28	151	5.4
Smith, Collin	28	148	5.3
Dawkins, Aubrey	28	139	5.0
Allen, Terrell	28	89	3.2

<b>Assists</b>	<b>G</b>	<b>No.</b>	<b>Ast/G</b>
Allen, Terrell	28	122	4.4
Taylor, B.J.	28	96	3.4
Smith, Collin	28	45	1.6
Dawkins, Aubrey	28	37	1.3
Griffin, Dayon	23	24	1.0

<b>Rebound Average</b>	<b>G</b>	<b>Reb</b>	<b>Avg/G</b>
Fall, Tacko	28	206	7.4
Brown, Chad	28	151	5.4
Smith, Collin	28	148	5.3
Dawkins, Aubrey	28	139	5.0
Allen, Terrell	28	89	3.2

<b>Steals</b>	<b>G</b>	<b>No.</b>	<b>Stl/G</b>
Allen, Terrell	28	40	1.4
Dawkins, Aubrey	28	29	1.0
Taylor, B.J.	28	24	0.9
Griffin, Dayon	23	16	0.7
Smith, Collin	28	16	0.6

<b>Offensive Rebounds</b>	<b>G</b>	<b>No.</b>	<b>Avg/G</b>
Fall, Tacko	28	67	2.4
Brown, Chad	28	41	1.5
Smith, Collin	28	39	1.4
Dawkins, Aubrey	28	24	0.9
Bertz, Frank	28	12	0.4

<b>Blocked Shots</b>	<b>G</b>	<b>No.</b>	<b>Blk/G</b>
Fall, Tacko	28	70	2.5
Brown, Chad	28	28	1.0
Dawkins, Aubrey	28	10	0.4
Smith, Collin	28	7	0.3
Griffin, Dayon	23	6	0.3

<b>Defensive Rebounds</b>	<b>G</b>	<b>No.</b>	<b>Avg/G</b>
Fall, Tacko	28	139	5.0
Dawkins, Aubrey	28	115	4.1
Brown, Chad	28	110	3.9
Smith, Collin	28	109	3.9
Allen, Terrell	28	82	2.9

<b>Minutes</b>	<b>G</b>	<b>No.</b>	<b>Min/G</b>
Taylor, B.J.	28	950	33.9
Dawkins, Aubrey	28	924	33.0
Allen, Terrell	28	843	30.1
Fall, Tacko	28	698	24.9
Smith, Collin	28	630	22.5

<b>Fouls</b>	<b>G</b>	<b>No.</b>	<b>Per/G</b>
Smith, Collin	28	90	3.2
Fall, Tacko	28	76	2.7
Dawkins, Aubrey	28	70	2.5
Allen, Terrell	28	65	2.3
Brown, Chad	28	46	1.6

<b>Turnovers</b>	<b>G</b>	<b>No.</b>	<b>TO/G</b>
Fall, Tacko	28	52	1.9
Smith, Collin	28	49	1.8
Taylor, B.J.	28	48	1.7
Allen, Terrell	28	43	1.5
Dawkins, Aubrey	28	43	1.5

<b>Foulsouts</b>	<b>G</b>	<b>No.</b>
Smith, Collin	28	5
Dawkins, Aubrey	28	2
Brown, Chad	28	1
Fall, Tacko	28	1



**UCF TEAM HIGHS**

**Orlando's Hometown Team Statistics  
UCF Team High/Low Analysis (as of Mar 02, 2019)  
All games**

**UCF - TEAM GAME HIGHS**

POINTS	95	SMU (02/24/19)
	95	GA. SOUTHERN (12/11/18)
	90	STETSON (12/16/18)
	84	RIDER (11/06/18)
	79	MEMPHIS (02/16/19)
	79	FLA. ATLANTIC (11/11/18)
FIELD GOALS MADE	34	SMU (02/24/19)
	33	GA. SOUTHERN (12/11/18)
FIELD GOAL ATTEMPTS	71	at Tulane (01/23/19)
	69	SMU (02/24/19)
FIELD GOAL PERCENTAGE	.604 (29-48)	TEMPLE (01/02/19)
	.571 (20-35)	at UConn (01/05/19)
3 PT FIELD GOALS MADE	12	GA. SOUTHERN (12/11/18)
	11	SMU (02/24/19)
3 PT FG ATTEMPTS	28	at Tulane (01/23/19)
	28	STETSON (12/16/18)
3 PT FG PERCENTAGE	.500 (10-20)	vs Western Ky. (11/18/18)
	.476 (10-21)	vs Saint Joseph's (11/16/18)
FREE THROWS MADE	25	MEMPHIS (02/16/19)
	25	SOUTH FLA. (02/13/19)
	25	UCONN (01/31/19)
	25	RIDER (11/06/18)
FREE THROW ATTEMPTS	45	RIDER (11/06/18)
	44	SOUTH FLA. (02/13/19)
FREE THROW PERCENTAGE	.923 (12-13)	at SMU (02/10/19)
	.833 (25-30)	MEMPHIS (02/16/19)
REBOUNDS	58	SMU (02/24/19)
	51	NORTHERN KY. (11/24/18)
ASSISTS	20	vs Western Ky. (11/18/18)
	19	at USF (02/27/19)
STEALS	12	at Tulane (01/23/19)
	12	at UConn (01/05/19)
BLOCKED SHOTS	10	RIDER (11/06/18)
	8	at Mizzou (12/02/18)
TURNOVERS	17	at Cincinnati (02/21/19)
	16	at UConn (01/05/19)
FOULS	23	HOUSTON (02/07/19)
	22	SOUTH FLA. (02/13/19)
	22	RIDER (11/06/18)



**OPPONENT TEAM HIGHS**

**Orlando's Hometown Team Statistics  
UCF High/Low Analysis (as of Mar 02, 2019)  
All games**

**Opponent - GAME HIGHS**

POINTS	88	GA. SOUTHERN (12/11/18)
	80	FLA. ATLANTIC (11/11/18)
	77	HOUSTON (02/07/19)
	77	at Memphis (01/27/19)
	75	at Wichita St. (01/16/19)
FIELD GOALS MADE	37	GA. SOUTHERN (12/11/18)
	29	at Memphis (01/27/19)
FIELD GOAL ATTEMPTS	69	SMU (02/24/19)
	69	STETSON (12/16/18)
	69	RIDER (11/06/18)
FIELD GOAL PERCENTAGE	.544 (37-68)	GA. SOUTHERN (12/11/18)
	.519 (27-52)	at Wichita St. (01/16/19)
3 PT FIELD GOALS MADE	13	TEMPLE (01/02/19)
	12	at Mizzou (12/02/18)
	12	FLA. ATLANTIC (11/11/18)
3 PT FG ATTEMPTS	37	at SMU (02/10/19)
	34	FLA. ATLANTIC (11/11/18)
3 PT FG PERCENTAGE	.500 (7-14)	at Cincinnati (02/21/19)
	.481 (13-27)	TEMPLE (01/02/19)
FREE THROWS MADE	20	HOUSTON (02/07/19)
	17	TULSA (01/19/19)
	17	at Wichita St. (01/16/19)
FREE THROW ATTEMPTS	28	HOUSTON (02/07/19)
	27	SOUTH FLA. (02/13/19)
FREE THROW PERCENTAGE	.944 (17-18)	at Wichita St. (01/16/19)
	.917 (11-12)	at Cincinnati (02/21/19)
REBOUNDS	47	RIDER (11/06/18)
	46	at Memphis (01/27/19)
	46	ALABAMA (11/29/18)
ASSISTS	19	TEMPLE (01/02/19)
	17	GA. SOUTHERN (12/11/18)
STEALS	12	TEMPLE (01/02/19)
	8	TULSA (01/19/19)
BLOCKED SHOTS	7	at Tulane (01/23/19)
	6	at SMU (02/10/19)
	6	at Memphis (01/27/19)
TURNOVERS	19	at Tulane (01/23/19)
	18	at UConn (01/05/19)
FOULS	32	RIDER (11/06/18)
	31	SOUTH FLA. (02/13/19)
	31	EAST CAROLINA (01/13/19)



**UCF TEAM LOWS**

**Orlando's Hometown Team Statistics  
UCF High/Low Analysis (as of Mar 02, 2019)  
All games**

**UCF - GAME LOWS**

POINTS	55	at Cincinnati (02/21/19)
	57	at Memphis (01/27/19)
	62	at Mizzou (12/02/18)
	64	TULSA (01/19/19)
	65	at UConn (01/05/19)
FIELD GOALS MADE	19	at Mizzou (12/02/18)
	19	TULSA (01/19/19)
FIELD GOAL ATTEMPTS	35	at UConn (01/05/19)
	40	at Mizzou (12/02/18)
FIELD GOAL PERCENTAGE	.373 (19-51)	TULSA (01/19/19)
	.379 (22-58)	at Memphis (01/27/19)
3 PT FIELD GOALS MADE	4	vs Cal St. Fullerton (11/15/18)
	4	TEMPLE (01/02/19)
	4	TULSA (01/19/19)
	4	UCONN (01/31/19)
3 PT FG ATTEMPTS	11	TEMPLE (01/02/19)
	11	at UConn (01/05/19)
	11	UCONN (01/31/19)
	11	SOUTH FLA. (02/13/19)
3 PT FG PERCENTAGE	.200 (4-20)	TULSA (01/19/19)
	.227 (5-22)	RIDER (11/06/18)
FREE THROWS MADE	3	vs Saint Joseph's (11/16/18)
	4	at Cincinnati (02/21/19)
FREE THROW ATTEMPTS	4	vs Saint Joseph's (11/16/18)
	7	at Cincinnati (02/21/19)
FREE THROW PERCENTAGE	.472 (17-36)	NORTHERN KY. (11/24/18)
	.500 (5-10)	at Tulane (01/23/19)
	.500 (7-14)	at Memphis (01/27/19)
	.500 (12-24)	vs Western Ky. (11/18/18)
REBOUNDS	22	at Wichita St. (01/16/19)
	23	at UConn (01/05/19)
ASSISTS	9	at Mizzou (12/02/18)
	9	at Tulane (01/23/19)
STEALS	1	NORTHERN KY. (11/24/18)
	1	GA. SOUTHERN (12/11/18)
BLOCKED SHOTS	0	at Houston (3/2/19)
	2	FLA. ATLANTIC (11/11/18)
	2	TULSA (01/19/19)
	2	SMU (02/24/19)
TURNOVERS	6	STETSON (12/16/18)
	6	SMU (02/24/19)
FOULS	11	at Cincinnati (02/21/19)
	12	at UConn (01/05/19)
	12	at SMU (02/10/19)



**OPPONENT TEAM LOWS**

**Orlando's Hometown Team Statistics  
UCF High/Low Analysis (as of Mar 02, 2019)  
All games**

**Opponent - GAME LOWS**

POINTS	45	GRAMBLING (12/08/18)
	48	SMU (02/24/19)
	50	at Tulane (01/23/19)
	52	vs Cal St. Fullerton (11/15/18)
	53	NORTHERN KY. (11/24/18)
FIELD GOALS MADE	53	at UConn (01/05/19)
	17	GRAMBLING (12/08/18)
FIELD GOAL ATTEMPTS	17	SMU (02/24/19)
	46	at USF (02/27/19)
FIELD GOAL PERCENTAGE	47	TULSA (01/19/19)
	.246 (17-69)	SMU (02/24/19)
3 PT FIELD GOALS MADE	.293 (17-58)	GRAMBLING (12/08/18)
	3	GRAMBLING (12/08/18)
3 PT FG ATTEMPTS	3	at Tulane (01/23/19)
	12	vs Western Ky. (11/18/18)
3 PT FG PERCENTAGE	12	at Tulane (01/23/19)
	.188 (3-16)	GRAMBLING (12/08/18)
FREE THROWS MADE	.208 (5-24)	ALABAMA (11/29/18)
	5	at SMU (02/10/19)
FREE THROW ATTEMPTS	6	vs Saint Joseph's (11/16/18)
	6	at Mizzou (12/02/18)
	10	at SMU (02/10/19)
	11	at Mizzou (12/02/18)
	11	at UConn (01/05/19)
FREE THROW PERCENTAGE	11	SMU (02/24/19)
	.375 (9-24)	RIDER (11/06/18)
REBOUNDS	.412 (7-17)	NORTHERN KY. (11/24/18)
	23	TEMPLE (01/02/19)
ASSISTS	25	vs Saint Joseph's (11/16/18)
	25	at USF (02/27/19)
STEALS	6	GRAMBLING (12/08/18)
	6	SMU (02/24/19)
BLOCKED SHOTS	0	ILLINOIS ST. (12/21/18)
	2	NORTHERN KY. (11/24/18)
TURNOVERS	2	at Wichita St. (01/16/19)
	0	at Mizzou (12/02/18)
FOULS	0	at UConn (01/05/19)
	0	EAST CAROLINA (01/13/19)
	4	SMU (02/24/19)
	6	NORTHERN KY. (11/24/18)
	9	vs Saint Joseph's (11/16/18)
	10	at Tulane (01/23/19)



GAME 29 • UCF VS CINCINNATI

Official Basketball Box Score -- Game Totals -- Final Statistics  
Rider vs UCF  
11/06/18 6:30 pm at Orlando, Fla. (CFE Arena)

Rider 70 • 0-1

#	Player	Total		3-Ptr		Rebounds			PF	TP	A	TO	Blk	Stl	Min
		FG-FGA	FT-FTA	FG-FGA	FT-FTA	Off	Def	Tot							
14	Dimencio Vaughn	6-9	1-2	1-4	2	3	5	5	14	0	1	0	0	17	
20	Tyere Marshall	4-11	0-0	3-5	3	2	5	3	11	2	3	0	1	21	
02	Jordan Allen	2-6	1-5	0-0	0	4	4	2	5	1	2	0	0	26	
12	Anthony Durham	2-5	0-0	1-1	0	2	2	4	5	2	0	0	0	24	
23	Stevie Jordan	3-8	1-2	1-2	0	3	3	2	8	4	6	0	1	32	
10	Ajiri Ogemuno-Johnso	0-2	0-0	1-2	1	0	1	0	1	0	0	0	0	7	
11	Devine Eke	1-1	0-0	0-2	1	0	1	5	2	1	0	0	1	8	
13	Frederick Scott	4-9	2-2	1-5	1	5	6	2	11	0	2	0	1	20	
15	Karamoko Cisse	0-1	0-0	0-0	1	1	2	4	0	1	0	0	0	4	
22	Kimar Williams	2-8	0-0	0-0	0	3	3	4	4	4	0	0	2	23	
23	Ahmad Gilbert	3-9	2-6	1-3	1	2	3	1	9	0	3	1	0	17	
	Team				6	6	12								
	Totals	27-69	7-17	9-24	16	31	47	32	70	15	17	1	6	199	

FG % 1st Half: 12-30 40.0% 2nd half: 15-39 38.5% Game: 27-69 39.1%  
 3FG % 1st Half: 5-9 55.6% 2nd half: 2-8 25.0% Game: 7-17 41.2%  
 FT % 1st Half: 5-11 45.5% 2nd half: 4-13 30.8% Game: 9-24 37.5%

UCF 84 • 1-0

#	Player	Total		3-Ptr		Rebounds			PF	TP	A	TO	Blk	Stl	Min
		FG-FGA	FT-FTA	FG-FGA	FT-FTA	Off	Def	Tot							
35	Smith,Collin	4-10	0-1	6-15	6	7	13	3	14	3	1	1	0	30	
24	Fall,Tacko	2-2	0-0	0-2	0	6	6	4	4	0	1	5	0	17	
01	Taylor,B.J.	5-13	2-4	10-14	1	1	2	1	22	4	2	0	1	33	
02	Allen,Terrell	4-6	1-2	4-5	1	4	5	2	13	4	1	0	0	30	
15	Dawkins,Aubrey	5-14	1-8	5-7	1	9	10	2	16	0	3	2	2	31	
04	DeJesus,Ceasar	3-5	0-1	0-1	1	1	2	1	6	1	1	0	1	15	
10	Griffin,Dayon	2-4	1-3	0-0	1	1	2	5	1	1	0	1	0	20	
20	Bertz, Frank	0-1	0-1	0-0	0	0	0	2	0	1	0	0	0	2	
21	Brown,Chad	1-1	0-0	0-0	0	2	2	5	2	0	0	2	0	14	
22	McSpadden,Chance	1-3	0-2	0-1	0	2	2	0	2	0	1	0	0	8	
	Team				1	2	3								
	Totals	27-59	5-22	25-45	12	35	47	22	84	14	11	10	5	200	

FG % 1st Half: 17-36 47.2% 2nd half: 10-23 43.5% Game: 27-59 45.8%  
 3FG % 1st Half: 4-13 30.8% 2nd half: 1-9 11.1% Game: 5-22 22.7%  
 FT % 1st Half: 5-15 33.3% 2nd half: 20-30 66.7% Game: 25-45 55.6%

Officials: Sean Casady, Bill Jacobson, Josue Nieves  
 Technical fouls: Rider-None. UCF-None.  
 Attendance: 4870

Score by periods	1st	2nd	Total
Rider	34	36	70
UCF	43	41	84

Points	In	Off	2nd	Fast	Bench
RIDER	Paint	T/O	Chance	Break	
UCF	42	22	9	17	15

Score tied - 1 time.  
 Largest lead - RIDER by 7 1st-15:33. UCF by 24 2nd-11:02.  
 RIDER led for 17:07. UCF led for 21:53. Game was tied for 01:00.

Official Basketball Box Score -- Game Totals -- Final Statistics  
UCF vs Cal St. Fullerton  
11/15/18 1:30 pm at HTC Center (Conway, SC)

UCF 68 • 2-1

#	Player	Total		3-Ptr		Rebounds			PF	TP	A	TO	Blk	Stl	Min
		FG-FGA	FT-FTA	FG-FGA	FT-FTA	Off	Def	Tot							
35	Smith,Collin	4-11	0-2	4-7	2	3	5	4	12	1	4	0	0	27	
24	Fall,Tacko	5-7	0-0	2-4	2	8	10	4	12	2	1	3	0	20	
01	Taylor,B.J.	4-12	2-3	4-4	0	2	2	2	14	2	1	0	1	31	
02	Allen,Terrell	3-7	1-2	0-0	0	3	3	1	7	4	0	0	2	33	
15	Dawkins,Aubrey	6-12	1-6	0-0	1	3	4	2	13	0	2	0	2	32	
04	DeJesus,Ceasar	1-4	0-1	0-0	0	3	3	1	2	0	1	0	0	24	
20	Bertz, Frank	0-2	0-1	0-0	1	4	5	1	0	1	0	1	0	11	
21	Brown,Chad	3-5	0-0	2-2	2	3	5	2	8	2	0	2	0	20	
22	McSpadden,Chance	0-0	0-0	0-2	1	1	2	0	0	1	0	0	1	2	
	Team				4	2	6								
	Totals	26-60	4-15	12-19	13	32	45	17	68	12	11	5	7	200	

FG % 1st Half: 13-32 40.6% 2nd half: 13-28 46.4% Game: 26-60 43.3%  
 3FG % 1st Half: 3-9 33.3% 2nd half: 1-6 16.7% Game: 4-15 26.7%  
 FT % 1st Half: 3-6 50.0% 2nd half: 9-13 69.2% Game: 12-19 63.2%

Cal St. Fullerton 52 • 1-2

#	Player	Total		3-Ptr		Rebounds			PF	TP	A	TO	Blk	Stl	Min
		FG-FGA	FT-FTA	FG-FGA	FT-FTA	Off	Def	Tot							
05	Clare, Davon	1-4	0-2	0-0	1	2	3	2	2	1	1	1	1	28	
24	Pitts, Josh	0-0	0-0	0-0	1	0	1	2	0	0	1	0	0	7	
00	Allman, Kyle	3-12	1-3	4-5	0	1	1	2	11	1	2	0	0	34	
10	Awosika, Austen	0-3	0-1	3-6	0	4	4	1	3	4	1	0	0	27	
14	Ahmad, Khalil	6-18	2-7	1-1	2	2	4	1	15	1	3	0	4	30	
01	Smith, Jamal	0-3	0-1	0-0	0	3	3	5	0	3	2	1	0	23	
11	Arnold, Wayne	2-4	1-3	0-0	1	1	2	0	5	0	0	0	0	6	
21	Heinzl, Dominik	0-0	0-0	0-0	0	1	1	0	0	0	1	1	0	11	
22	Kuljuhovic, Amel	0-3	0-0	0-2	0	0	0	0	0	0	0	0	0	5	
33	Wang, Johnny	2-2	0-0	2-4	0	4	4	2	6	0	0	1	0	18	
34	Rowe, Jackson	5-6	0-0	0-0	0	2	2	4	10	1	1	0	1	11	
	Team				3	5	8								
	Totals	19-55	4-17	10-18	8	25	33	20	52	12	12	4	6	200	

FG % 1st Half: 7-28 25.0% 2nd half: 12-27 44.4% Game: 19-55 34.5%  
 3FG % 1st Half: 2-9 22.2% 2nd half: 2-8 25.0% Game: 4-17 23.5%  
 FT % 1st Half: 6-12 50.0% 2nd half: 4-6 66.7% Game: 10-18 55.6%

Officials: Mike Eades, Bret Smith, Kevin Mathis  
 Technical fouls: UCF-None. Cal St. Fullerton-None.  
 Attendance: 1317

2018-19 Men's Basketball. Round: 0. Cal St. Fullerton vs UCF. Played at .

Score by periods	1st	2nd	Total
UCF	32	36	68
Cal St. Fullerton	22	30	52

Points	In	Off	2nd	Fast	Bench
UCF	Paint	T/O	Chance	Break	
UCF	34	15	9	8	10
CSF	28	11	8	13	21

Score tied - 2 times.  
 Largest lead - UCF by 26 2nd-08:17. CSF by 3 1st-06:15.  
 UCF led for 35:31. CSF led for 02:02. Game was tied for 02:27.

Official Basketball Box Score -- Game Totals -- Final Statistics  
Fla. Atlantic vs UCF  
11/11/18 3:00 pm at Orlando, Fla. (CFE Arena)

Fla. Atlantic 80 • 2-0

#	Player	Total		3-Ptr		Rebounds			PF	TP	A	TO	Blk	Stl	Min
		FG-FGA	FT-FTA	FG-FGA	FT-FTA	Off	Def	Tot							
04	Xavian Stapleton	6-13	2-7	0-0	6	4	10	2	14	2	4	0	2	29	
15	Jailyn Ingram	5-6	2-3	0-0	1	0	1	5	12	2	1	1	1	22	
25	Karlis Silins	3-4	1-2	4-5	0	1	1	4	11	2	0	0	0	10	
03	Anthony Adger	7-12	4-6	1-2	1	1	2	3	19	0	0	0	1	30	
11	Michael Forrest	2-11	1-5	1-2	1	1	2	3	6	4	3	0	2	25	
00	Jaylen Sebree	2-5	1-3	2-3	0	7	7	2	7	1	1	0	0	24	
01	Madiaw Niang	0-4	0-3	2-2	3	0	3	3	2	0	0	0	0	9	
10	Ke Vaughn Ellis	0-0	0-0	0-0	0	0	0	0	0	0	0	0	0	0+	
12	Aleksandar Zecevic	0-1	0-0	0-0	1	3	4	2	0	1	0	0	0	10	
21	Simeon Lepichev	2-5	0-3	0-2	2	2	4	1	4	0	1	0	0	19	
23	Richardson Maitre	1-6	1-2	2-2	0	2	2	2	5	3	2	0	0	17	
24	Cedric Jackson	0-0	0-0	0-0	0	0	0	0	0	0	0	0	0	2	
	Team				2	2	4								
	Totals	28-67	12-34	12-18	17	23	40	27	80	14	13	1	6	197	

FG % 1st Half: 9-30 30.0% 2nd half: 19-37 51.4% Game: 28-67 41.8%  
 3FG % 1st Half: 5-18 27.8% 2nd half: 7-16 43.8% Game: 12-34 35.3%  
 FT % 1st Half: 8-11 72.7% 2nd half: 4-7 57.1% Game: 12-18 66.7%

UCF 79 • 1-1

#	Player	Total		3-Ptr		Rebounds			PF	TP	A	TO	Blk	Stl	Min
		FG-FGA	FT-FTA	FG-FGA	FT-FTA	Off	Def	Tot							
35	Smith,Collin	2-5	0-1	0-2	1	1	2	5	4	3	3	0	0	21	
24	Fall,Tacko	4-4	0-0	1-4	1	6	7	3	9	1	3	0	0	23	
01	Taylor,B.J.	9-14	1-3	10-12	1	1	2	2	29	0	0	0	1	36	
02	Allen,Terrell	3-7	2-4	0-0	0	2	2	2	8	5	1	0	0	28	
15	Dawkins,Aubrey	6-16	1-6	3-3	2	3	5	2	16	1	1	0	0	31	
04	DeJesus,Ceasar	2-3	1-2	0-0	0	2	2	1	5	4	1	0	2	20	
20	Bertz, Frank	0-4	0-3	2-2	0	3	3	2	2	0	2	0	1	10	
21	Brown,Chad	1-2	0-0	1-2	3	2	5	0	3	0	0	2	1	19	
22	McSpadden,Chance	1-1	1-1	0-1	1	0	1	2	3	0	1	0	0	11	
	Team				3	6	9								
	Totals	28-56	6-20	17-26	12	26	38	19	79	14	13	2	5	199	

FG % 1st Half: 12-26 46.2% 2nd half: 16-30 53.3% Game: 28-56 50.0%  
 3FG % 1st Half: 2-10 20.0% 2nd half: 4-10 40.0% Game: 6-20 30.0%  
 FT % 1st Half: 11-16 68.8% 2nd half: 6-10 60.0% Game: 17-26 65.4%

Officials: Ron Groover, R.B. Clyburn, Rodrick Dixon  
 Technical fouls: Fla. Atlantic-None. UCF-None.  
 Attendance: 4304

Score by periods
------------------



# GAME 29 • UCF VS CINCINNATI

**Official Basketball Box Score -- Game Totals -- Final Statistics**  
**UCF vs Western Ky.**  
11/18/18 6:30 pm at HTC Center (Conway, SC)

**UCF 78 • 4-1**

#	Player	Total		3-Ptr		Rebounds			PF	TP	A	TO	Blk	Stl	Min
		FG-FGA	FG-FGA	FT-FTA	Off	Def	Tot								
35	Smith, Collin	1-3	0-0	0-0	2	6	8	4	2	0	2	0	0	0	17
24	Fall, Tacko	6-8	0-0	1-9	2	4	6	3	13	2	2	2	0	1	25
01	Taylor, B.J.	3-11	2-4	5-7	1	0	1	0	13	4	2	0	1	1	37
02	Allen, Terrell	2-5	0-0	4-6	0	2	2	2	8	7	1	0	0	4	35
15	Dawkins, Aubrey	8-13	5-9	0-0	0	4	4	3	21	4	0	0	0	0	38
04	DeJesus, Ceasar	2-3	0-0	0-0	0	2	2	0	4	2	2	0	1	1	17
20	Bertz, Frank	3-9	3-7	2-2	1	2	3	1	11	1	1	0	1	1	18
21	Brown, Chad	3-3	0-0	0-0	1	4	5	4	6	0	1	1	0	0	13
	Team				4	1	5								
	Totals	28-55	10-20	12-24	11	25	36	17	78	20	11	3	7	200	
	FG % 1st Half:	12-27	44.4%	2nd half:	16-28	57.1%	Game:	28-55	50.9%						
	3FG % 1st Half:	3-9	33.3%	2nd half:	7-11	63.6%	Game:	10-20	50.0%						
	FT % 1st Half:	1-6	16.7%	2nd half:	11-18	61.1%	Game:	12-24	50.0%						

**Western Ky. 62 • 2-1**

#	Player	Total		3-Ptr		Rebounds			PF	TP	A	TO	Blk	Stl	Min
		FG-FGA	FG-FGA	FT-FTA	Off	Def	Tot								
02	SAVAGE, Jared	5-11	2-6	0-0	0	1	1	5	12	2	1	0	0	0	36
13	MURRAY, Desean	0-1	0-0	4-4	2	1	3	3	4	1	2	0	1	1	16
23	BASSEY, Charles	10-18	1-1	4-9	5	5	10	3	25	1	3	1	2	33	
04	ANDERSON, Josh	0-5	0-1	0-0	0	2	2	4	0	5	2	1	2	26	
11	HOLLINGSWORTH, T.	4-13	1-3	5-6	0	2	2	2	14	1	1	0	1	38	
00	SMITH, Tolu	0-0	0-0	0-0	0	2	2	0	0	0	0	0	0	7	
14	NELSON, Marek	1-3	0-0	1-2	1	0	1	1	3	0	1	1	1	15	
20	BANTON, Dalano	2-4	0-1	0-0	0	7	7	3	4	4	3	1	0	23	
21	OHMER, Jake	0-0	0-0	0-0	0	0	0	0	0	1	2	0	0	6	
	Team				3	3	6								
	Totals	22-55	4-12	14-21	11	23	34	24	62	15	15	4	7	200	
	FG % 1st Half:	13-34	38.2%	2nd half:	9-21	42.9%	Game:	22-55	40.0%						
	3FG % 1st Half:	3-7	42.9%	2nd half:	1-5	20.0%	Game:	4-12	33.3%						
	FT % 1st Half:	3-6	50.0%	2nd half:	11-15	73.3%	Game:	14-21	66.7%						

Officials: Mike Eades, Mike Roberts, Gerry Pollard  
Technical fouls: UCF-Smith, Collin. Western Ky.-ANDERSON, Josh.  
Attendance: 3018  
Myrtle Beach Invitational Championship Game

Score by periods	1st	2nd	Total
UCF	28	50	78
Western Ky.	32	30	62

**Official Basketball Box Score -- Game Totals -- Final Statistics**  
**Northern Ky. vs UCF**  
11/24/18 6:00 pm at Orlando, Fla. (CFE Arena)

**Northern Ky. 53 • 6-1**

#	Player	Total		3-Ptr		Rebounds			PF	TP	A	TO	Blk	Stl	Min
		FG-FGA	FG-FGA	FT-FTA	Off	Def	Tot								
32	Dantez Walton	4-7	2-4	1-2	1	4	5	5	11	1	2	0	0	28	
34	Drew McDonald	8-16	3-7	3-6	1	7	8	2	22	2	1	1	0	36	
02	Paul Djoko	0-3	0-2	0-0	0	1	1	1	0	2	0	1	1	28	
05	Zaynah Robinson	1-12	0-4	0-0	0	3	3	4	2	4	1	0	1	36	
15	Tyler Sharpe	4-12	3-8	2-4	0	5	5	4	13	3	0	0	0	30	
00	Silas Adheke	0-0	0-0	0-0	0	0	0	3	0	1	1	0	0	4	
04	Adrian Nelson	0-0	0-0	0-0	1	0	1	0	0	1	0	0	0	3	
12	Trevon Faulkner	1-5	0-3	1-3	3	2	5	3	3	0	0	0	0	18	
25	Bryant Mocabey	0-3	0-3	0-0	0	0	0	1	0	0	0	0	0	9	
33	Chris Vogt	1-1	0-0	0-2	0	2	2	5	2	0	0	1	0	8	
	Team				1	4	5								
	Totals	19-59	8-31	7-17	7	28	35	28	53	14	6	3	2	200	
	FG % 1st Half:	11-29	37.9%	2nd half:	8-30	26.7%	Game:	19-59	32.2%						
	3FG % 1st Half:	6-16	37.5%	2nd half:	2-15	13.3%	Game:	8-31	25.8%						
	FT % 1st Half:	4-10	40.0%	2nd half:	3-7	42.9%	Game:	7-17	41.2%						

**UCF 66 • 5-1**

#	Player	Total		3-Ptr		Rebounds			PF	TP	A	TO	Blk	Stl	Min
		FG-FGA	FG-FGA	FT-FTA	Off	Def	Tot								
35	Smith, Collin	2-6	1-1	2-4	2	7	9	3	7	2	2	0	0	23	
24	Fall, Tacko	7-8	0-0	6-15	3	6	9	3	20	0	1	1	0	23	
01	Taylor, B.J.	1-8	1-4	7-11	0	5	5	1	10	3	1	0	1	34	
02	Allen, Terrell	2-6	0-0	1-4	1	3	4	4	5	5	0	0	0	26	
15	Dawkins, Aubrey	5-9	2-5	0-0	0	5	5	3	12	1	4	1	0	34	
10	Griffin, Dayon	2-4	0-1	0-0	0	1	1	0	4	2	0	0	0	13	
20	Bertz, Frank	1-4	1-3	0-1	2	2	4	0	3	0	0	0	0	14	
21	Brown, Chad	2-4	0-0	1-1	0	7	7	1	5	0	0	3	0	21	
22	McSpadden, Chance	0-1	0-0	0-0	1	3	4	2	0	1	0	0	0	12	
	Team				1	2	3								
	Totals	22-50	5-14	17-36	10	41	51	17	66	14	9	5	1	200	
	FG % 1st Half:	9-24	37.5%	2nd half:	13-26	50.0%	Game:	22-50	44.0%						
	3FG % 1st Half:	3-8	37.5%	2nd half:	2-6	33.3%	Game:	5-14	35.7%						
	FT % 1st Half:	13-22	59.1%	2nd half:	4-14	28.6%	Game:	17-36	47.2%						

Officials: Wesley Ford, Bill Jacobson, Doug Simmons  
Technical fouls: Northern Ky.-None. UCF-None.  
Attendance: 3374

Score by periods	1st	2nd	Total
Northern Ky.	32	21	53
UCF	34	32	66

Last FG - NKU 2nd-02:21, UCF 2nd-02:45.  
Largest lead - NKU by 1 1st-17:05, UCF by 19 2nd-10:16.  
NKU led for 00:59. UCF led for 36:28. Game was tied for 02:33.

Points	In	Off	2nd	Fast	Bench
NKU	18	3	5	1	5
UCF	30	3	14	8	12

Score tied - 3 times.  
Lead changed - 4 times.

**Official Basketball Box Score -- Game Totals -- Final Statistics**  
**Alabama vs UCF**  
11/29/18 7:00 pm at Orlando, Fla. (CFE Arena)

**Alabama 64 • 5-2**

#	Player	Total		3-Ptr		Rebounds			PF	TP	A	TO	Blk	Stl	Min
		FG-FGA	FG-FGA	FT-FTA	Off	Def	Tot								
00	Donta Hall	5-10	0-0	1-2	6	3	9	4	11	0	3	2	0	27	
30	Galin Smith	0-1	0-0	1-2	0	1	1	3	1	0	1	0	0	10	
10	Kira Lewis Jr.	6-11	2-5	0-0	0	2	2	4	14	2	2	0	0	32	
12	Herbert Jones	3-9	0-1	1-2	2	4	6	3	7	1	3	0	0	28	
23	John Petty	2-10	1-7	0-0	4	4	8	1	5	1	3	0	1	31	
03	Alex Reese	5-14	2-7	2-2	2	1	3	2	14	2	1	0	0	28	
04	Daniel Giddens	0-3	0-0	1-2	1	0	1	1	1	1	0	0	0	4	
05	Avery Johnson Jr.	1-1	0-0	0-0	0	0	0	0	2	1	0	0	0	8	
12	Dazon Ingram	1-1	0-0	3-4	0	6	6	5	5	4	1	1	2	18	
34	Tevin Mack	2-6	0-4	0-0	1	2	3	1	4	2	0	1	0	14	
	Team				3	4	7								
	Totals	25-66	5-24	9-14	19	27	46	24	64	14	14	5	3	200	
	FG % 1st Half:	9-29	31.0%	2nd half:	16-37	43.2%	Game:	25-66	37.9%						
	3FG % 1st Half:	1-8	12.5%	2nd half:	4-16	25.0%	Game:	5-24	20.8%						
	FT % 1st Half:	6-10	60.0%	2nd half:	3-4	75.0%	Game:	9-14	64.3%						

**UCF 70 • 6-1**

#	Player	Total		3-Ptr		Rebounds			PF	TP	A	TO	Blk	Stl	Min
		FG-FGA	FG-FGA	FT-FTA	Off	Def	Tot								
35	Smith, Collin	0-2	0-1	1-2	0	6	6	2	1	1	1	0	0	19	
24	Fall, Tacko	5-8	0-0	0-3	2	0	2	4	10	0	2	4	0	19	
01	Taylor, B.J.	6-11	3-5	9-11	0	0	0	2	24	2	3	0	1	37	
02	Allen, Terrell	2-4	0-0	1-2	0	4	4	4	5	4	2	0	0	34	
15	Dawkins, Aubrey	3-10	0-4	10-10	0	2	2	1	16	3	1	1	2	36	
04	DeJesus, Ceasar	0-0	0-0	0-0	0	0	0	0	0	0	0	0	0	8	
10	Griffin, Dayon	1-4	1-3	0-0	0	1	1	0	3	2	0	0	0	15	
20	Bertz, Frank	1-2	1-2	0-0	0	1	1	0	3	0	0	0	0	5	
21	Brown, Chad	3-4	0-0	2-8	1	7	8	1	8	0	0	1	2	27	
	Team				1	4	5								
	Totals	21-45	5-15	23-36	4	25	29	14	70	12	9	6	5	200	
	FG % 1st Half:	8-20	40.0%	2nd half:	13-25	52.0%	Game:	21-45	46.7%						
	3FG % 1st Half:	2-7	28.6%	2nd half:	3-8	37.5%	Game:	5-15	33.3%						
	FT % 1st Half:	11-15	73.3%	2nd half:	12-21	57.1%	Game:	23-36	63.9%						

Officials: Garrick Shanno, Ron Groover, Michael Stephens  
Technical fouls: Alabama-None. UCF-None.  
Attendance: 4449

Score by periods	1st	2nd	Total
Alabama	25	39	64
UCF	29	41	70

Points	In	Off	2nd	Fast	Bench
ALA	34	9	18	6	26
UCF	28	9	7	13	14

Last FG - ALA 2nd-00:14, UCF 2nd-02:14.  
Largest lead - ALA by 2 2nd-16:57, UCF by 12 1st-10:32.  
ALA led for 00:29. UCF led for 37:29. Game was tied for 02:02.

Score tied - 3 times.  
Lead changed - 4 times.

**Official Basketball Box Score -- Game Totals -- Final Statistics**  
**UCF vs Mizzou**  
12/02/18 2 PM at Mizzou Arena

**UCF 62 • 6-2**





# GAME 29 • UCF VS CINCINNATI

## Official Basketball Box Score -- Game Totals -- Final Statistics Grambling vs UCF 12/08/18 1:00 pm at Orlando, Fla. (CFE Arena)

### Grambling 45 • 4-5

#	Player	Total		3-Ptr		Rebounds			PF	TP	A	TO	Blk	Stl	Min	
		FG-FGA	FG-FGA	FT-FTA	Off	Def	Tot									
11	Axel Mpoyo	f	2-6	0-2	1-2	3	3	6	4	5	0	1	0	1	23	
00	Shaq Athie	g	0-1	0-0	0-0	0	1	1	2	0	1	2	0	0	13	
03	Dallas Polk-Hillard	g	4-12	1-6	2-3	1	2	3	3	11	1	1	0	1	36	
05	Lasani Johnson	g	2-16	0-5	3-3	1	5	6	2	7	0	0	0	0	36	
24	Travon BUNCH	*	1-1	0-0	0-2	1	2	3	5	2	1	0	2	0	10	
02	Nigel Riberio	g	3-6	1-1	0-2	0	2	2	1	7	1	1	0	2	32	
21	Zavier Peart	g	0-4	0-0	0-0	1	2	3	4	0	1	2	1	0	13	
22	Prince Moss	g	2-4	1-2	0-0	0	1	1	2	5	0	3	0	1	14	
25	Devante Jackson	g	3-8	0-0	2-6	4	0	4	4	8	1	2	0	0	23	
Team			1 3 4		1 3 4		12 21 33			27	45	6	12	3	5	200
Totals			17-58	3-16	8-18	12	21	33	27	45	6	12	3	5	200	

FG % 1st Half: 9-23 39.1% 2nd half: 8-35 22.9% Game: 17-58 29.3%  
3FG % 1st Half: 3-8 37.5% 2nd half: 0-8 0.0% Game: 3-16 18.8%  
FT % 1st Half: 2-4 50.0% 2nd half: 6-14 42.9% Game: 8-18 44.4%

### UCF 70 • 7-2

#	Player	Total		3-Ptr		Rebounds			PF	TP	A	TO	Blk	Stl	Min	
		FG-FGA	FG-FGA	FT-FTA	Off	Def	Tot									
35	Smith,Collin	f	1-3	0-0	2-2	0	4	4	3	4	3	1	0	0	23	
24	Fall,Tacko	c	3-5	0-0	1-6	0	8	8	2	7	0	2	5	0	24	
01	Taylor,B.J.	g	5-13	3-7	8-9	2	3	5	0	21	0	2	0	1	35	
02	Allen,Terrell	g	1-1	1-1	0-0	0	3	3	1	3	4	1	0	2	29	
15	Dawkins,Aubrey	g	3-10	1-2	4-4	2	6	8	2	11	1	3	0	2	29	
04	DeJesus,Cesar	g	2-3	0-1	4-4	0	0	0	1	8	1	1	0	0	9	
10	Griffin,Dayon	g	0-4	0-3	0-0	0	0	0	1	0	1	0	1	0	9	
12	Grant,Xavier	g	1-1	1-1	0-0	0	0	0	0	3	0	0	0	0	2	
13	Renaud,Levy	g	0-1	0-0	0-0	0	0	0	0	0	0	1	0	0	2	
20	Bertz,Frank	g	3-4	2-2	0-0	3	2	5	2	8	0	1	0	1	16	
21	Brown,Chad	g	1-4	0-0	3-6	1	3	4	2	5	1	1	1	0	16	
22	McSpadden,Chance	g	0-0	0-0	0-0	0	1	1	1	0	0	1	0	0	5	
25	Anders,Ryan	g	0-0	0-0	0-0	0	1	1	0	0	0	0	0	0	1	
Team			5 3 8		5 3 8		13 34 47			15	70	11	14	7	6	200
Totals			20-49	8-17	22-31	13	34	47	15	70	11	14	7	6	200	

FG % 1st Half: 8-21 38.1% 2nd half: 12-28 42.9% Game: 20-49 40.8%  
3FG % 1st Half: 4-7 57.1% 2nd half: 4-10 40.0% Game: 8-17 47.1%  
FT % 1st Half: 10-16 62.5% 2nd half: 12-15 80.0% Game: 22-31 71.0%

Officials: Sean Casady,Jason Baker,Zelton Steed  
Technical fouls: Grambling-None. UCF-None.  
Attendance: 3798

Score by periods	1st	2nd	Total
Grambling	23	22	45
UCF	30	40	70

Points In Off 2nd Fast Bench  
GRAMMB 8 4 2 2 3 7  
UCF 6 4 2 2 3 3

Score tied - 2 times.  
Lead changed - 2 times.

## Official Basketball Box Score -- Game Totals -- Final Statistics Stetson vs UCF 12/16/18 1:00 pm at Orlando, Fla. (CFE Arena)

### Stetson 65 • 2-10

#	Player	Total		3-Ptr		Rebounds			PF	TP	A	TO	Blk	Stl	Min
		FG-FGA	FG-FGA	FT-FTA	Off	Def	Tot								
23	Abayomi Iyiola	f	2-6	0-2	0-0	0	0	0	2	4	0	0	0	0	12
00	Christian Jones	g	0-6	0-5	0-0	0	3	3	0	0	1	1	0	0	20
05	Marques Summer	g	0-3	0-2	0-0	0	2	2	1	0	0	1	0	0	11
10	Kenny Aninye	g	3-9	1-3	3-4	0	2	2	1	10	5	0	0	1	26
35	Leo Goodman	g	3-7	2-4	0-0	2	2	4	2	8	0	0	0	0	13
01	Keith Matthews	g	1-7	0-1	0-0	0	2	2	2	2	1	1	0	0	13
02	Raine McKeythorn	g	3-4	1-2	4-4	2	4	6	2	11	0	0	0	0	14
04	Jahlil Rawley	g	3-6	0-0	0-1	0	2	2	5	6	1	2	0	1	17
12	Jalen Crutchfield	g	0-4	0-2	0-0	0	4	4	1	0	0	0	0	0	18
13	Ricardo Lynch	g	4-10	2-4	3-5	2	4	6	3	13	1	0	0	1	27
15	Clay Verk	g	1-2	1-1	0-0	0	0	0	2	3	1	0	0	2	12
21	Ricky Gouety	g	3-5	0-0	0-0	2	0	2	3	6	0	1	0	1	11
32	Adam Webb	g	0-0	0-0	2-2	2	0	2	0	2	0	1	1	0	6
Team			2 0 2		2 0 2		11 36 47			65	10	8	1	6	200
Totals			23-69	7-26	12-16	12	25	37	24	65	10	8	1	6	200

FG % 1st Half: 10-34 29.4% 2nd half: 13-35 37.1% Game: 23-69 33.3%  
3FG % 1st Half: 3-14 21.4% 2nd half: 4-12 33.3% Game: 7-26 26.9%  
FT % 1st Half: 3-4 75.0% 2nd half: 9-12 75.0% Game: 12-16 75.0%

### UCF 90 • 9-2

#	Player	Total		3-Ptr		Rebounds			PF	TP	A	TO	Blk	Stl	Min
		FG-FGA	FG-FGA	FT-FTA	Off	Def	Tot								
35	Smith,Collin	f	2-3	0-0	4-4	0	3	3	3	8	3	2	0	0	19
24	Fall,Tacko	c	4-5	0-0	2-6	2	4	6	1	10	0	0	5	0	23
01	Taylor,B.J.	g	3-8	1-5	3-3	0	2	2	1	10	2	0	0	1	26
02	Allen,Terrell	g	3-6	2-3	0-1	0	5	5	0	8	5	3	0	0	25
15	Dawkins,Aubrey	g	6-13	2-5	5-6	4	9	13	2	19	1	0	0	2	27
04	DeJesus,Cesar	g	2-5	0-1	5-5	0	1	1	3	9	3	0	1	0	18
10	Griffin,Dayon	g	2-3	2-3	1-2	0	1	1	0	7	0	0	0	0	8
12	Grant,Xavier	g	0-0	0-0	0-0	0	0	0	0	0	0	0	0	0	2
13	Renaud,Levy	g	0-1	0-0	0-0	0	0	0	2	0	0	0	0	0	3
20	Bertz,Frank	g	3-9	3-8	0-0	0	1	1	2	9	2	0	0	1	23
21	Brown,Chad	g	4-6	0-1	1-2	2	4	6	1	9	1	1	1	0	15
22	McSpadden,Chance	g	0-2	0-1	1-2	0	2	2	0	1	1	0	0	0	8
25	Anders,Ryan	g	0-1	0-1	0-0	0	0	0	0	0	0	0	0	0	3
Team			3 4 7		3 4 7		11 36 47			90	18	6	7	4	200
Totals			29-62	10-28	22-31	11	36	47	15	90	18	6	7	4	200

FG % 1st Half: 13-27 48.1% 2nd half: 16-35 45.7% Game: 29-62 46.8%  
3FG % 1st Half: 4-11 36.4% 2nd half: 6-17 35.3% Game: 10-28 35.7%  
FT % 1st Half: 14-16 87.5% 2nd half: 8-15 53.3% Game: 22-31 71.0%

Officials: Nathan Bemis,Jason Baker,Byron Jarrett  
Technical fouls: Stetson-None. UCF-None.  
Attendance: 3660

Score by periods	1st	2nd	Total
Stetson	26	39	65
UCF	44	46	90

Points In Off 2nd Fast Bench  
STET 28 8 12 10 43  
UCF 36 15 12 10 26 35

Score tied - 0 times.  
Lead changed - 0 times.

## Official Basketball Box Score -- Game Totals -- Final Statistics Ga. Southern vs UCF 12/11/18 7:00 pm at Orlando, Fla. (CFE Arena)

### Ga. Southern 88 • 6-3

#	Player	Total		3-Ptr		Rebounds			PF	TP	A	TO	Blk	Stl	Min
		FG-FGA	FG-FGA	FT-FTA	Off	Def	Tot								
00	Montae Glenn	f	1-3	0-0	2-2	1	3	4	4	4	1	0	0	0	22
53	Isaiah Crawley	f	8-12	0-1	2-5	0	2	2	3	18	1	1	1	2	23
03	Ike Smith	g	7-14	2-4	0-0	0	2	2	2	16	0	1	0	0	33
04	Tookie Brown	g	8-16	3-6	1-3	0	6	6	3	20	7	1	0	1	35
13	Quan Jackson	g	6-9	0-1	0-0	0	2	2	2	12	3	0	1	4	32
02	Elijah McCadden	g	1-3	0-0	0-0	0	2	2	0	2	1	2	0	0	18
23	Simeon Carter	g	4-8	0-1	0-0	3	3	6	3	8	1	1	1	0	18
24	David-Lee Jones Jr.	g	2-3	2-3	2-2	0	1	1	2	8	3	3	0	0	19
Team			2 3 5		2 3 5		6 24 30			88	17	9	3	7	200
Totals			37-68	7-16	7-12	6	24	30	19	88	17	9	3	7	200

FG % 1st Half: 13-31 41.9% 2nd half: 24-37 64.9% Game: 37-68 54.4%  
3FG % 1st Half: 2-7 28.6% 2nd half: 5-9 55.6% Game: 7-16 43.8%  
FT % 1st Half: 3-5 60.0% 2nd half: 4-6 66.7% Game: 7-12 58.3%

### UCF 95 • 8-2

#	Player	Total		3-Ptr		Rebounds			PF	TP	A	TO	Blk	Stl	Min
		FG-FGA	FG-FGA	FT-FTA	Off	Def	Tot								
35	Smith,Collin	f	4-8	2-4	1-3	2	8	10	4	11	3	1	1	0	19



# GAME 29 • UCF VS CINCINNATI

## Official Basketball Box Score -- Game Totals -- Final Statistics Temple vs UCF

01/02/19 7:00 pm at Orlando, Fla. (CFE Arena)

### Temple 73 • 10-3

#	Player	FG-FGA	3-Ptr	Rebounds			PF	TP	A	TO	Blk	Stl	Min		
				FG-FGA	3-Ptr	FT-FTA								Off	Def
01	Quinton Rose	f	7-13	3-5	0-0	0	4	4	2	17	4	4	0	38	
22	DeVondre Perry	f	2-2	1-1	0-0	0	0	0	4	5	2	3	1	27	
24	Ernest Afiaquai	c	1-3	0-0	0-0	1	3	4	2	2	0	2	1	32	
10	Shizz Alston, Jr.	g	4-15	4-12	6-6	1	2	3	4	18	3	2	0	37	
15	Nate Pierre-Louis	g	7-11	3-4	4-7	0	1	1	3	21	4	0	0	28	
00	Alani Moore II	g	1-4	1-2	0-0	1	0	1	3	3	4	1	0	16	
04	J.P. Moorman II	g	1-3	1-3	2-2	0	3	3	3	5	2	0	0	13	
21	Justyn Hamilton	g	1-2	0-0	0-0	1	2	3	0	2	0	1	0	9	
Team						3	1	4			2				
Totals			24-53	13-27	12-15	7	16	23	21	73	19	14	3	12	200

FG % 1st Half: 10-28 35.7% 2nd half: 14-25 56.0% Game: 24-53 45.3%  
 3FG % 1st Half: 6-13 46.2% 2nd half: 7-14 50.0% Game: 13-27 48.1%  
 FT % 1st Half: 2-2 100.0 2nd half: 10-13 76.9% Game: 12-15 80.0%

### UCF 78 • 11-2

#	Player	FG-FGA	3-Ptr	Rebounds			PF	TP	A	TO	Blk	Stl	Min		
				FG-FGA	3-Ptr	FT-FTA								Off	Def
35	Smith,Collin	f	5-8	0-1	2-2	0	4	4	3	12	1	1	0	24	
24	Fall,Tacko	c	7-9	0-0	2-6	6	5	11	3	16	2	1	3	31	
01	Taylor,B.J.	g	7-12	3-7	7-12	0	1	1	2	24	2	3	0	36	
02	Allen,Terrell	g	3-4	1-1	4-5	1	4	5	0	11	7	4	0	34	
04	Dawkins,Aubrey	g	5-9	0-2	0-2	0	3	3	3	10	3	0	0	35	
05	DeJesus,Ceasar	g	0-0	0-0	0-0	0	0	0	1	0	1	3	0	14	
10	Griffin,Dayon	g	1-1	0-0	0-0	0	2	2	1	2	1	1	0	10	
20	Bertz, Frank	g	0-0	0-0	0-0	0	0	0	1	0	0	1	0	3	
21	Brown, Chad	g	1-5	0-0	1-1	0	2	2	1	3	0	0	0	13	
Team						1	2	3							
Totals			29-48	4-11	16-28	8	23	31	15	78	17	14	3	4	200

FG % 1st Half: 16-26 61.5% 2nd half: 13-22 59.1% Game: 29-48 60.4%  
 3FG % 1st Half: 2-6 33.3% 2nd half: 2-5 40.0% Game: 4-11 36.4%  
 FT % 1st Half: 3-6 50.0% 2nd half: 13-22 59.1% Game: 16-28 57.1%

Officials: Chuck Jones, Clarence Armstrong, Anthony Jordan  
 Technical fouls: Temple-None. UCF-None.  
 Attendance: 3884

Score by periods	1st	2nd	Total
Temple	28	45	73
UCF	37	41	78

Points	In Paint	Off T/O	2nd Chance	Fast Break	Bench
TEM	16	9	13	15	10
UCF	44	20	12	14	5

Last FG - TEM 2nd-00:09, UCF 2nd-02:21.  
 Largest lead - TEM by 3 1st-07:16, UCF by 13 2nd-08:41.  
 TEM led for 04:32. UCF led for 34:30. Game was tied for 00:26.

Score tied - 1 time.  
 Lead changed - 6 times.

## Official Basketball Box Score -- Game Totals -- Final Statistics East Carolina vs UCF

01/13/19 4:00 pm at Orlando, Fla. (CFE Arena)

### East Carolina 65 • 8-8; 1-3

#	Player	FG-FGA	3-Ptr	Rebounds			PF	TP	A	TO	Blk	Stl	Min		
				FG-FGA	3-Ptr	FT-FTA								Off	Def
01	Jayden Gardner	f	12-21	1-2	10-16	7	13	20	3	35	1	2	0	1 38	
03	Seth LeDay	c	0-3	0-1	3-6	1	3	4	3	3	1	2	0	24	
00	Isaac Fleming	g	2-4	0-1	0-0	0	1	1	5	4	4	4	0	25	
02	K.J. Davis	g	1-8	1-5	0-0	0	4	4	4	3	1	1	0	25	
05	Shawn Williams	g	4-12	3-8	1-1	0	1	1	5	12	2	2	0	1 31	
05	Tyler Foster	g	2-5	0-1	0-1	0	2	2	4	4	1	0	0	1 32	
10	Tae Hardy	g	0-0	0-0	0-0	0	0	0	1	0	1	0	0	5	
32	Dimitri Spasojevic	g	2-4	0-0	0-0	0	3	3	3	4	0	2	0	0 13	
41	Addison Hill	g	0-0	0-0	0-0	0	0	0	1	0	1	1	0	2	
52	Justice Obasohan	g	0-1	0-1	0-0	0	0	0	2	0	0	0	0	5	
Team						2	1	3							
Totals			23-58	5-19	14-24	10	28	38	31	65	12	14	0	5	200

FG % 1st Half: 10-28 35.7% 2nd half: 13-30 43.3% Game: 23-58 39.7%  
 3FG % 1st Half: 2-10 20.0% 2nd half: 3-9 33.3% Game: 5-19 26.3%  
 FT % 1st Half: 4-6 66.7% 2nd half: 10-18 55.6% Game: 14-24 58.3%

### UCF 76 • 13-2; 3-0

#	Player	FG-FGA	3-Ptr	Rebounds			PF	TP	A	TO	Blk	Stl	Min		
				FG-FGA	3-Ptr	FT-FTA								Off	Def
35	Smith,Collin	f	5-7	2-3	0-0	1	7	8	5	12	1	2	0	1 21	
24	Fall,Tacko	c	4-5	0-0	2-10	4	3	7	2	10	0	1	2	0 30	
01	Taylor,B.J.	g	2-12	0-6	10-12	1	1	2	4	14	6	2	0	3 33	
02	Allen,Terrell	g	3-5	1-2	2-6	0	8	8	2	9	3	3	0	4 30	
15	Dawkins,Aubrey	g	6-14	2-8	4-5	1	5	6	4	18	3	1	1	29	
04	DeJesus,Ceasar	g	0-1	0-0	0-0	0	0	0	0	0	1	0	0	5	
10	Griffin,Dayon	g	1-5	1-4	1-2	2	1	3	0	4	0	0	0	16	
20	Bertz, Frank	g	0-2	0-2	0-0	0	0	0	1	0	1	0	0	11	
21	Brown, Chad	g	3-7	0-0	3-6	5	3	8	1	9	0	0	0	1 25	
Team						2	1	3							
Totals			24-58	6-25	22-41	16	29	45	19	76	13	11	3	11	200

FG % 1st Half: 14-29 48.3% 2nd half: 10-29 34.5% Game: 24-58 41.4%  
 3FG % 1st Half: 3-13 23.1% 2nd half: 3-12 25.0% Game: 6-25 24.0%  
 FT % 1st Half: 7-15 46.7% 2nd half: 15-26 57.7% Game: 22-41 53.7%

Officials: Keith Kimble, Michael Roberts, Ted Valentine  
 Technical fouls: East Carolina-None. UCF-None.  
 Attendance: 4692

Score by periods	1st	2nd	Total
East Carolina	26	39	65
UCF	38	38	76

Points	In Paint	Off T/O	2nd Chance	Fast Break	Bench
ECU	22	14	9	12	8
UCF	24	12	17	24	13

Last FG - ECU 2nd-00:14, UCF 2nd-01:06.  
 Largest lead - ECU None, UCF by 21 2nd-16:26.  
 ECU led for 00:00. UCF led for 38:53. Game was tied for 00:44.

Score tied - 1 time.  
 Lead changed - 0 times.

## Official Basketball Box Score -- Game Totals -- Final Statistics UCF vs UConn

01/05/19 12:00 pm at Storrs, Conn.

### UCF 65 • 12-2

#	Player	FG-FGA	3-Ptr	Rebounds			PF	TP	A	TO	Blk	Stl	Min		
				FG-FGA	3-Ptr	FT-FTA								Off	Def
35	Smith,Collin	f	1-2	0-1	1-1	0	2	3	2	3	1	2	0	1 18	
24	Fall,Tacko	c	1-1	0-0	1-3	0	5	5	4	3	1	4	2	1 28	
01	Taylor,B.J.	g	2-7	1-2	7-12	0	2	2	1	12	3	5	0	1 38	
02	Allen,Terrell	g	1-5	0-2	6-6	0	3	3	1	8	4	1	0	3 30	
15	Dawkins,Aubrey	g	9-13	2-4	3-4	0	4	4	1	23	1	2	0	0 38	
04	DeJesus,Ceasar	g	1-1	1-1	0-0	0	0	0	0	3	0	1	0	0 7	
10	Griffin,Dayon	g	3-3	1-1	2-3	0	1	1	1	9	0	1	0	4 20	
20	Bertz, Frank	g	0-0	0-0	0-0	0	0	0	0	0	1	0	0	0 5	
21	Brown, Chad	g	2-3	0-0	0-0	0	3	3	2	4	0	0	1	2 16	
Team						0	3	3							
Totals			20-35	5-11	20-29	0	23	23	12	65	11	16	3	12	200

FG % 1st Half: 11-18 61.1% 2nd half: 9-17 52.9% Game: 20-35 57.1%  
 3FG % 1st Half: 3-7 42.9% 2nd half: 2-4 50.0% Game: 5-11 45.5%  
 FT % 1st Half: 8-11 72.7% 2nd half: 12-18 66.7% Game: 20-29 69.0%

### UConn 53 • 9-6

#	Player	FG-FGA	3-Ptr	Rebounds			PF	TP	A	TO	Blk	Stl	Min		
				FG-FGA	3-Ptr	FT-FTA								Off	Def
12	Tyler Polley	f	1-5	0-3	0-2	2	3	5	2	2	2	0	0	1 22	
25	Josh Carlton	f	1-2	0-0	0-0	2	0	2	3	2	0	1	0	1 16	
01	Christian Vital	g	7-13	1-5	0-0	2	3	5	3	15	0	5	0	2 34	
03	Alterique Gilbert	g	6-19	4-8	2-2	1	3	4	4	18	1	3	0	0 33	
04	Jalen Adams	g	2-10	1-1	3-3	3	0	3	3	8	4	3	0	1 37	
00	Eric Cobb	g	1-3	0-0	2-2	2	6	8	4	4	2	4	0	0 22	
02	Tarin Smith	g	1-5	0-2	0-0	0	0	0	0	3	2	0	0	0 21	
10	Brendan Adams	g	0-1	0-1	0-0	0	0	0	0	0	0	0	0	0 1	
15	Sidney Wilson	g	0-1	0-0	2-2	1	1	2	2	2	0	1	0	0 14	
Team						4	4	8							
Totals			19-59	6-20	9-11	17	20	27	24	53	9	18	0	5	200

FG % 1st Half: 11-26 42.3% 2nd half: 8-33 24.2% Game: 19-59 32.2%  
 3FG % 1st Half: 4-9 44.4% 2nd half: 2-11 18.2% Game: 6-20 30.0%  
 FT % 1st Half: 4-4 100.0 2nd half: 5-7 71.4% Game: 9-11 81.8%

Officials: Peter Juzenas, Byron Jarrett, Terry Wymmer  
 Technical fouls: UCF-None. UConn-None.  
 Attendance: 10541

Score by periods	1st	2nd	Total
UCF	33	32	65
UConn	30	23	53

Points	In Paint	Off T/O	2nd Chance	Fast Break	Bench
UCF	22	20	0	14	16
UConn	18	19	6	7	8

Last FG - UCF 2nd-05:11, UConn 2nd-00:45.  
 Largest lead - UCF by 14 2nd-02:40, UCONN by 7 1st-16:17.  
 UCF led for 30:46. UCONN led for 06:22. Game was tied for 02:38.

Score tied - 4 times.  
 Lead changed - 7 times.

## Official Basketball Box Score -- Game Totals -- Final Statistics UCF vs Wichita St.

01/16/19 9:00 pm at Wichita, Kan. (Koch Arena)

### UCF 67 • 13-3

#	Player	FG-FGA	3-Ptr	Rebounds			PF	TP	A	TO
---	--------	--------	-------	----------	--	--	----	----	---	----



GAME 29 • UCF VS CINCINNATI

Official Basketball Box Score -- Game Totals -- Final Statistics
Tulsa vs UCF
01/19/19 12:00 pm at Orlando, Fla (CFE Arena)

Tulsa 62 • 12-6

Box score table for Tulsa vs UCF game, showing player stats like FG, 3-Ptr, Rebounds, PF, TP, A TO Blk, Stl, and Min.

FG % 1st Half: 12-27 44.4% 2nd half: 7-20 35.0% Game: 19-47 40.4%
3FG % 1st Half: 5-11 45.5% 2nd half: 2-8 25.0% Game: 7-19 36.8%
FT % 1st Half: 3-5 60.0% 2nd half: 14-18 77.8% Game: 17-23 73.9%

UCF 64 • 13-3

Box score table for UCF vs Tulsa game, showing player stats like FG, 3-Ptr, Rebounds, PF, TP, A TO Blk, Stl, and Min.

FG % 1st Half: 8-29 27.6% 2nd half: 11-22 50.0% Game: 19-51 37.3%
3FG % 1st Half: 2-11 18.2% 2nd half: 2-9 22.2% Game: 4-20 20.0%
FT % 1st Half: 5-8 62.5% 2nd half: 17-23 73.9% Game: 22-31 71.0%

Officials: Rodrick Dixon, Kelly Self, Mike Nance
Technical fouls: Tulsa-Elijah Joiner, UCF-Fall, Tacko.
Attendance: 4155

Score by periods table for Tulsa vs UCF game, showing 1st, 2nd, and Total scores.

Last FG - Tulsa 2nd-00:12, UCF 2nd-06:36.
Largest lead - Tulsa by 15 1st-05:11, UCF by 7 2nd-06:36.
Tulsa led for 24:32. UCF led for 14:05. Game was tied for 01:23.

Official Basketball Box Score -- Game Totals -- Final Statistics
UCF vs Memphis
01/27/19 3:00 pm at Memphis, Tenn.

UCF 57 • 15-4; (5-2)

Box score table for UCF vs Memphis game, showing player stats like FG, 3-Ptr, Rebounds, PF, TP, A TO Blk, Stl, and Min.

FG % 1st Half: 12-26 46.2% 2nd half: 10-32 31.3% Game: 22-58 37.9%
3FG % 1st Half: 3-10 30.0% 2nd half: 3-16 18.8% Game: 6-26 23.1%
FT % 1st Half: 1-3 33.3% 2nd half: 6-11 54.5% Game: 7-14 50.0%

Memphis 77 • 13-7; (5-2)

Box score table for Memphis vs UCF game, showing player stats like FG, 3-Ptr, Rebounds, PF, TP, A TO Blk, Stl, and Min.

FG % 1st Half: 13-32 40.6% 2nd half: 16-33 48.5% Game: 29-65 44.6%
3FG % 1st Half: 3-12 25.0% 2nd half: 5-12 41.7% Game: 8-24 33.3%
FT % 1st Half: 9-11 81.8% 2nd half: 2-3 66.7% Game: 11-14 78.6%

Officials: Keith Kimble, Gerry Pollard, Doug Simmons
Technical fouls: UCF-None, Memphis-None.
Attendance: 17046

Score by periods table for Memphis vs UCF game, showing 1st, 2nd, and Total scores.

Last FG - UCF 2nd-01:33, MEM 2nd-00:51.
Largest lead - UCF None, MEM by 23 2nd-04:45.
UCF led for 00:00. MEM led for 38:21. Game was tied for 01:32.

Official Basketball Box Score -- Game Totals -- Final Statistics
UCF vs Tulane
01/23/19 7:02 p.m. at Devlin Fieldhouse, New Orleans, LA

UCF 75 • 15-3, 5-1

Box score table for UCF vs Tulane game, showing player stats like FG, 3-Ptr, Rebounds, PF, TP, A TO Blk, Stl, and Min.

FG % 1st Half: 19-36 52.8% 2nd half: 12-35 34.3% Game: 31-71 43.7%
3FG % 1st Half: 4-11 36.4% 2nd half: 4-17 23.5% Game: 8-28 28.6%
FT % 1st Half: 5-6 83.3% 2nd half: 2-6 33.3% Game: 5-10 50.0%

Tulane 50 • 4-14, 0-6

Box score table for Tulane vs UCF game, showing player stats like FG, 3-Ptr, Rebounds, PF, TP, A TO Blk, Stl, and Min.

FG % 1st Half: 9-27 33.3% 2nd half: 9-27 33.3% Game: 18-54 33.3%
3FG % 1st Half: 0-3 0.0% 2nd half: 3-9 33.3% Game: 3-12 25.0%
FT % 1st Half: 5-6 83.3% 2nd half: 6-10 60.0% Game: 11-16 68.8%

Officials: Doug Shows, Todd Austin, KB Burdett Jr.
Technical fouls: UCF-None, Tulane-None.
Attendance: 1308

Score by periods table for Tulane vs UCF game, showing 1st, 2nd, and Total scores.

Last FG - UCF 2nd-02:05, TLN 2nd-00:33.
Largest lead - UCF by 34 2nd-06:37, TLN None.
UCF led for 38:27. TLN led for 00:00. Game was tied for 01:32.

Official Basketball Box Score -- Game Totals -- Final Statistics
UConn vs UCF
01/31/19 9:00 pm at Orlando, Fla. (CFE Arena)

UConn 67 • 12-9; 3-5

Box score table for UConn vs UCF game, showing player stats like FG, 3-Ptr, Rebounds, PF, TP, A TO Blk, Stl, and Min.

FG % 1st Half: 8-24 33.3% 2nd half: 16-30 53.3% Game: 24-54 44.4%
3FG % 1st Half: 3-10 30.0% 2nd half: 6-12 50.0% Game: 9-22 40.9%
FT % 1st Half: 3-6 50.0% 2nd half: 7-7 100.0% Game: 10-13 76.9%

UCF 73 • 16-4; 6-2

Box score table for UCF vs UConn game, showing player stats like FG, 3-Ptr, Rebounds, PF, TP, A TO Blk, Stl, and Min.

FG % 1st Half: 11-26 42.3% 2nd half: 11-19 57.9% Game: 22-45 48.9%
3FG % 1st Half: 1-5 20.0% 2nd half: 3-6 50.0% Game: 4-11 36.4%
FT % 1st Half: 11-16 68.8% 2nd half: 14-20 70.0% Game: 25-36 69.4%

Officials: Joe Lindsay, Anthony Jordan, Ted Valentine
Technical fouls: UConn-Christian Vital; TEAM, UCF-TEAM.
Attendance: 5016

Score by periods table for UCF vs UConn game, showing 1st, 2nd, and Total scores.

Last FG - UConn 2nd-00:20, UCF 2nd-01:46.
Largest lead - UConn None, UCF by 15 1st-07:25.
UConn led for 00:00. UCF led for 39:43. Game was tied for 00:17.



# GAME 29 • UCF VS CINCINNATI

## Official Basketball Box Score -- Game Totals -- Final Statistics Houston vs UCF 02/07/19 7:00 pm at Orlando, Fla. (CFE Arena)

### Houston 77 • 22-1;9-1

#	Player	Total		3-Ptr		Rebounds			PF	TP	A	TO	Blk	Stl	Min
		FG-FGA	FG-FGA	FT-FTA	Off	Def	Tot								
24	Breaon Brady	f	0-1	0-0	0-0	0	0	0	4	0	0	0	0	0	3
35	Fabian White Jr	f	0-3	0-0	0-0	0	2	2	3	0	1	0	0	1	16
03	Armoni Brooks	g	3-10	3-10	5-6	1	6	7	2	14	0	0	0	0	38
05	Corey Davis Jr.	g	8-13	1-6	9-12	0	3	3	1	26	5	4	0	1	39
25	Galen Robinson, Jr.	g	6-12	0-3	0-2	0	5	5	1	12	7	1	0	1	36
01	Chris Harris Jr.	g	2-3	0-0	0-0	3	1	4	2	4	0	1	1	1	18
11	Nate Hinton	g	2-6	0-1	2-4	1	5	6	4	6	0	0	0	0	17
13	DeJon Jarreau	g	0-1	0-0	4-4	0	2	2	3	4	0	3	0	1	6
23	Cedrick Alley Jr.	g	3-7	3-7	0-0	0	4	4	1	9	0	0	0	1	13
55	Brison Gresham	g	1-1	0-0	0-0	3	0	3	2	2	1	0	1	1	14
	Team					3	4	7							
	Totals		25-57	7-27	20-28	11	32	43	23	77	13	10	3	7	200

FG % 1st Half: 13-27 48.1% 2nd half: 12-30 40.0% Game: 25-57 43.9% Deadball Rebounds 3  
 3FG % 1st Half: 5-13 38.5% 2nd half: 2-14 14.3% Game: 7-27 25.9%  
 FT % 1st Half: 9-10 90.0% 2nd half: 11-18 61.1% Game: 20-28 71.4%

### UCF 68 • 16-5;6-3

#	Player	Total		3-Ptr		Rebounds			PF	TP	A	TO	Blk	Stl	Min
		FG-FGA	FG-FGA	FT-FTA	Off	Def	Tot								
35	Smith,Collin	f	0-1	0-0	0-0	1	0	1	3	0	0	3	0	0	11
24	Fall,Tacko	c	5-6	0-0	3-7	2	4	6	3	13	0	2	0	0	19
01	Taylor,B.J.	g	6-12	2-7	7-9	0	2	2	3	21	7	0	0	1	36
02	Allen,Terrell	g	2-6	0-2	1-1	1	4	5	1	5	3	4	0	2	31
15	Dawkins,Aubrey	g	5-15	3-7	0-2	1	4	5	5	13	0	2	2	0	33
04	DeJesus,Ceasar	g	0-3	0-1	2-4	0	1	1	0	2	0	0	1	0	12
10	Griffin,Dayon	g	1-3	1-3	0-2	0	3	3	3	3	1	0	0	0	19
20	Bertz, Frank	g	2-5	2-4	0-0	0	1	1	3	6	1	0	0	0	17
21	Brown, Chad	g	2-3	0-0	1-2	1	4	5	2	5	0	0	2	1	22
	Team					2	3	5							
	Totals		23-54	8-24	14-27	8	26	34	23	68	12	11	5	4	200

FG % 1st Half: 7-25 28.0% 2nd half: 16-29 55.2% Game: 23-54 42.6% Deadball Rebounds 4  
 3FG % 1st Half: 3-12 25.0% 2nd half: 5-12 41.7% Game: 8-24 33.3%  
 FT % 1st Half: 3-17 47.1% 2nd half: 6-10 60.0% Game: 14-27 51.9%

Officials: Chuck Jones,Michael Roberts,Michael Stephens  
 Technical fouls: Houston-None. UCF-None.  
 Attendance: 6292

Score by periods	1st	2nd	Total
Houston	40	37	77
UCF	25	43	68

Last FG - HOU 2nd-00:35, UCF 2nd-00:11.  
 Largest lead - HOU by 20 2nd-07:12, UCF by 1 1st-18:42.  
 HOU led for 36:28. UCF led for 01:28. Game was tied for 01:49.

Score tied - 1 time.  
 Lead changed - 1 time.

## Official Basketball Box Score -- Game Totals -- Final Statistics UCF vs SMU 02/10/19 1:00 pm at Dallas, Texas (Moody Coliseum)

### UCF 71 • 17-5; 7-3

#	Player	Total		3-Ptr		Rebounds			PF	TP	A	TO	Blk	Stl	Min
		FG-FGA	FG-FGA	FT-FTA	Off	Def	Tot								
35	Smith,Collin	f	7-11	0-1	4-4	3	7	10	3	18	5	1	0	1	30
24	Fall,Tacko	c	4-5	0-0	2-2	0	3	3	1	10	0	2	2	1	26
01	Taylor,B.J.	g	3-7	2-4	0-0	0	2	2	0	8	7	2	0	1	37
02	Allen,Terrell	g	0-6	0-1	0-0	1	1	2	3	0	2	1	0	1	27
15	Dawkins,Aubrey	g	9-12	4-6	4-5	1	4	5	1	26	2	3	1	1	38
04	DeJesus,Ceasar	g	0-0	0-0	0-0	0	0	0	0	0	1	0	0	0	4
10	Griffin,Dayon	g	2-5	1-4	0-0	0	2	2	2	5	0	1	1	0	19
20	Bertz, Frank	g	0-0	0-0	0-0	0	0	0	1	0	0	0	0	0	6
21	Brown, Chad	g	1-4	0-0	2-2	0	3	3	1	4	0	1	0	0	13
	Team					0	5	5							
	Totals		26-50	7-16	12-13	5	27	32	12	71	16	13	4	5	200

FG % 1st Half: 14-26 53.8% 2nd half: 12-24 50.0% Game: 26-50 52.0% Deadball Rebounds 1  
 3FG % 1st Half: 2-6 33.3% 2nd half: 5-10 50.0% Game: 7-16 43.8%  
 FT % 1st Half: 6-7 85.7% 2nd half: 6-6 100.0% Game: 12-13 92.3%

### SMU 65 • 12-11; 4-7

#	Player	Total		3-Ptr		Rebounds			PF	TP	A	TO	Blk	Stl	Min
		FG-FGA	FG-FGA	FT-FTA	Off	Def	Tot								
01	Feron Hunt	f	3-8	1-5	0-0	1	3	4	2	7	0	1	1	0	20
15	Isiah Mike	f	7-16	4-11	0-3	1	9	10	3	18	4	1	3	0	39
25	Ethan Chargois	f	2-7	2-6	5-5	3	0	3	3	11	4	2	0	1	35
05	Nat Dixon	g	0-4	0-3	0-0	2	3	5	2	0	2	0	0	2	27
33	Jimmy Whitt Jr.	g	11-19	1-3	0-2	2	1	3	2	23	4	3	1	2	40
00	Jahmal McMurray	g	0-3	0-3	0-0	0	0	0	1	0	1	0	0	0	5
03	William Douglas	g	0-1	0-1	0-0	1	0	1	0	0	1	0	0	1	4
13	CJ White	g	2-5	2-5	0-0	0	1	1	1	6	0	1	1	0	26
21	Jahmar Young Jr.	g	0-0	0-0	0-0	0	1	1	0	0	0	0	0	1	4
	Team					2	1	3							
	Totals		25-63	10-37	5-10	12	19	31	14	65	16	8	6	7	200

FG % 1st Half: 11-36 30.6% 2nd half: 14-27 51.9% Game: 25-63 39.7% Deadball Rebounds 4  
 3FG % 1st Half: 6-25 24.0% 2nd half: 4-12 33.3% Game: 10-37 27.0%  
 FT % 1st Half: 0-2 0.0% 2nd half: 5-8 62.5% Game: 5-10 50.0%

Officials: Bill Ek,Kelly Self,Randy Heimerman  
 Technical fouls: UCF-None. SMU-None.  
 Attendance: 5989

Score by periods	1st	2nd	Total
UCF	36	35	71
SMU	28	37	65

Last FG - UCF 2nd-02:01, SMU 2nd-00:25.  
 Largest lead - UCF by 12 2nd-17:55, SMU by 2 1st-10:39.  
 UCF led for 36:59. SMU led for 00:54. Game was tied for 02:03.

Score tied - 2 times.  
 Lead changed - 2 times.

## Official Basketball Box Score -- Game Totals -- Final Statistics South Fla. vs UCF 02/13/19 7:00 pm at Orlando, Fla. (CFE Arena)

### South Fla. 65 • 17-7;7-5

#	Player	Total		3-Ptr		Rebounds			PF	TP	A	TO	Blk	Stl	Min
		FG-FGA	FG-FGA	FT-FTA	Off	Def	Tot								
04	Michael Durr	f	0-0	0-0	0-0	0	0	0	5	0	0	1	0	0	10
20	Mayan Kfir	f	0-4	0-1	0-0	1	1	2	2	0	0	2	0	0	12
04	David Collins	g	5-8	1-2	9-12	0	2	1	4	20	0	0	0	1	32
03	Laquincy Rideau	g	3-17	1-6	3-9	3	2	5	4	10	5	2	0	5	34
13	Justin Brown	g	4-6	3-4	1-1	1	1	2	2	12	0	0	0	0	26
01	Xavier Castaneda	g	3-5	1-1	0-0	0	0	0	1	7	5	4	0	0	20
05	Rashun Williams	g	0-0	0-0	0-0	0	0	0	1	0	0	0	0	0	4
10	Alexis Yetna	g	2-8	0-3	4	8	12	2	4	1	1	0	0	0	24
23	T.J. Lang	g	3-6	2-4	0-0	0	3	3	2	8	1	0	0	0	20
34	Antun Maricevic	g	1-1	1-1	1-2	1	0	1	5	4	0	0	2	0	12
41	Nikola Scekic	g	0-2	0-2	0-0	0	0	0	3	0	0	0	0	0	6
	Team					5	3	8							
	Totals		21-57	9-24	14-27	15	19	34	31	65	12	10	2	6	200

FG % 1st Half: 8-28 28.6% 2nd half: 13-29 44.8% Game: 21-57 36.8% Deadball Rebounds 8  
 3FG % 1st Half: 2-11 18.2% 2nd half: 7-13 53.8% Game: 9-24 37.5%  
 FT % 1st Half: 7-16 43.8% 2nd half: 7-11 63.6% Game: 14-27 51.9%

### UCF 78 • 18-5;8-3

#	Player	Total		3-Ptr		Rebounds			PF	TP	A	TO	Blk	Stl	Min
		FG-FGA	FG-FGA	FT-FTA	Off	Def	Tot								
35	Smith,Collin	f	3-5	0-0	3-3	2	3	5	5	9	1	3	1	1	23
24	Fall,Tacko	c	6-9	0-0	9-21	2	7	9	3	21	1	1	5	0	26
01	Taylor,B.J.	g	3-6	1-1	6-7	2	1	3	3	13	7	1	0	0	29
02	Allen,Terrell	g	5-8	2-3	2-2	0	3	3	2	14	4	0	0	1	27
15	Dawkins,Aubrey	g	4-8	1-4	1-2	0	2	2	2	10	1	0	0	2	32
04	DeJesus,Ceasar	g	0-1	0-0	1-3	0	2	2	2	1	0	1	0	0	16
10	Griffin,Dayon	g	2-3	1-2	0-0	0	1	1	1	5	0	2	0	0	10
20	Bertz, Frank	g	0-1	0-1	0-0	0	0	0	1	0	1	0	1	0	16
21	Brown, Chad	g	1-3	0-0	3-6	4	5	9	3	5	1	2	0	1	21
	Team					1	2	3							
	Totals		24-44	5-11	25-44	11	26	37	22	78	16	10	7	5	200

FG % 1st Half: 13-26 50.0% 2nd half: 11-18 61.1% Game: 24-44 54.5% Deadball Rebounds 9  
 3FG % 1st Half: 3-7 42.9% 2nd half: 2-4 50.0% Game: 5-11 45.5%  
 FT % 1st Half: 10-22 45.5% 2nd half: 15-22 68.2% Game: 25-44 56.8%

Officials: Olandis Poole,Todd Austin,Pat Adams  
 Technical fouls: South Fla.-None. UCF-None.  
 Attendance: 4719

Score by periods	1st	2nd	Total
South Fla.	25	40	65
UCF	39	39	78

Last FG - USF 2nd-00:20, UCF 2nd-04:55.  
 Largest lead - USF None, UCF by 26 2nd-12:32.  
 USF led for 00:00. UCF led for 39:37. Game was tied for 00:23.

Score tied - 0 times.  
 Lead changed - 0 times.

## Official Basketball Box Score -- Game Totals -- Final Statistics Memphis vs UCF 02/16/19 6:00 pm at Orlando, Fla. (CFE Arena)

### Memphis 72 • 15-11; 7-5

#	Player	Total		3-Ptr		Rebounds			PF	TP	A	TO
---	--------	-------	--	-------	--	----------	--	--	----	----	---	----



# GAME 29 • UCF VS CINCINNATI

## Official Basketball Box Score -- Game Totals -- Final Statistics UCF vs Cincinnati 02/21/19 7:00 pm at Cincinnati, OH

UCF 55 • 19-6; 9-4

#	Player	Total			3-Ptr			Rebounds			PF	TP	A	TO	Blk	Stl	Min
		FG	FGA	FT	FTA	FG	FGA	FT	FTA	Off							
35	Smith, Collin	f	2-4	0-0	1-1	2	3	5	2	5	0	3	0	0	0	29	
24	Fall, Tacko	c	3-3	0-0	1-3	1	3	4	3	7	1	3	5	0	34		
01	Taylor, B.J.	g	4-14	2-8	2-2	0	2	2	0	12	3	2	0	1	36		
02	Allen, Terrell	g	2-5	1-4	0-0	0	3	3	3	5	5	2	0	2	33		
15	Dawkins, Aubrey	g	7-13	4-6	0-0	0	3	3	1	18	1	1	0	1	37		
04	DeJesus, Ceasar	g	0-1	0-0	0-0	0	0	0	0	0	0	1	0	0	2		
10	Griffin, Dayon	g	0-1	0-0	0-0	0	1	1	0	0	1	1	0	0	12		
20	Bertz, Frank	g	2-2	2-2	0-0	0	0	0	0	6	0	0	0	0	5		
21	Brown, Chad	g	1-2	0-0	0-1	1	0	1	2	2	0	2	0	0	12		
	Team					3	2	5									
	Totals		21-45	9-20	4-7	7	17	24	11	55	11	17	5	4	200		
	FG %	1st Half: 7-20	35.0%	2nd half: 14-25	56.0%	Game: 21-45	46.7%									Deadball Rebounds 3,1	
	3FG %	1st Half: 3-8	37.5%	2nd half: 6-12	50.0%	Game: 9-20	45.0%										
	FT %	1st Half: 1-2	50.0%	2nd half: 3-5	60.0%	Game: 4-7	57.1%										

Cincinnati 60 • 22-4; 11-2

#	Player	Total			3-Ptr			Rebounds			PF	TP	A	TO	Blk	Stl	Min
		FG	FGA	FT	FTA	FG	FGA	FT	FTA	Off							
13	Tre Scott	f	3-7	1-2	0-0	3	2	5	1	7	2	2	1	1	29		
33	Nysier Brooks	c	3-4	0-0	3-4	4	3	7	4	9	0	2	0	1	34		
02	Keith Williams	g	4-12	2-3	2-2	0	0	0	1	12	1	1	1	0	30		
03	Justin Jenifer	g	4-7	2-5	2-2	0	2	2	1	12	3	0	0	0	23		
34	Jarron Cumberland	g	3-13	1-1	4-4	3	4	7	2	11	6	4	2	1	38		
00	Logan Johnson	g	0-0	0-0	0-0	0	0	0	0	0	0	0	0	0	0+		
05	Trevor Moore	g	0-1	0-1	0-0	0	2	2	1	0	0	2	0	0	13		
10	Rashawn Fredericks	g	0-1	0-0	0-0	0	1	1	1	0	0	0	0	0	5		
15	Cane Broome	g	4-7	1-2	0-0	0	1	1	0	9	1	2	0	0	22		
22	Eliel Nsoseme	g	0-0	0-0	0-0	0	0	0	2	0	0	0	0	0	6		
	Team					1	2	3									
	Totals		21-52	7-14	11-12	11	17	28	13	60	13	14	4	3	200		
	FG %	1st Half: 10-24	41.7%	2nd half: 11-28	39.3%	Game: 21-52	40.4%									Deadball Rebounds 3	
	3FG %	1st Half: 4-6	66.7%	2nd half: 3-8	37.5%	Game: 7-14	50.0%										
	FT %	1st Half: 2-2	100.0%	2nd half: 9-10	90.0%	Game: 11-12	91.7%										

Officials: Jeffrey Anderson, Don Daily, Michael Stephens  
Technical fouls: UCF-TEAM, Cincinnati-None.  
Attendance: 12377

Score by periods	1st	2nd	Total
UCF	18	37	55
Cincinnati	26	34	60

Points	In	Off	2nd	Fast	Bench
UCF	Paint	T/O	Chance	Break	
UCF	14	18	4	8	8
CIN	16	17	13	2	9

Last FG - UCF 2nd-00:07, CIN 2nd-00:24.  
Largest lead - UCF by 8 1st-16:13, CIN by 8 1st-01:34.  
UCF led for 18:37. CIN led for 17:42. Game was tied for 03:35.

Score tied - 3 times.  
Lead changed - 4 times.

## Official Basketball Box Score -- Game Totals -- Final Statistics SMU vs UCF 02/24/19 12:00 pm at Orlando, Fla. (CFE Arena)

SMU 48 • 13-13; 5-9

#	Player	Total			3-Ptr			Rebounds			PF	TP	A	TO	Blk	Stl	Min
		FG	FGA	FT	FTA	FG	FGA	FT	FTA	Off							
01	Feron Hunt	f	3-6	1-4	0-0	2	2	4	2	7	1	0	0	1	22		
15	Isiah Mike	f	3-8	1-3	1-2	0	2	2	4	8	0	1	1	1	24		
25	Ethan Charoigois	f	3-7	1-3	2-2	1	1	2	4	9	1	0	0	0	26		
00	Jahmal McMurray	g	3-17	1-5	1-2	0	5	5	1	8	1	2	0	0	29		
33	Jimmy Whitt Jr.	g	2-12	0-3	0-0	3	4	7	4	4	1	1	0	0	23		
03	William Douglas	g	0-6	0-4	2-2	0	1	1	1	2	0	0	0	0	11		
05	Nat Dixon	g	1-9	1-6	0-1	0	2	2	1	3	0	0	0	0	24		
12	James Pyle	g	0-0	0-0	0-0	0	0	0	0	0	0	0	0	0	1		
13	CJ White	g	2-4	2-4	1-2	2	3	5	1	7	2	0	0	1	31		
21	Jahmar Young Jr.	g	0-4	0-0	0-0	2	2	2	3	0	0	0	1	0	9		
	Team					1	4	5									
	Totals		17-69	7-32	7-11	9	26	35	21	48	6	4	2	3	200		
	FG %	1st Half: 7-35	20.0%	2nd half: 10-34	29.4%	Game: 17-69	24.6%									Deadball Rebounds 3	
	3FG %	1st Half: 3-15	20.0%	2nd half: 4-17	23.5%	Game: 7-32	21.9%										
	FT %	1st Half: 1-2	50.0%	2nd half: 6-9	66.7%	Game: 7-11	63.6%										

UCF 95 • 20-6; 10-4

#	Player	Total			3-Ptr			Rebounds			PF	TP	A	TO	Blk	Stl	Min
		FG	FGA	FT	FTA	FG	FGA	FT	FTA	Off							
35	Smith, Collin	f	3-8	0-0	3-5	2	8	10	2	9	3	0	0	0	28		
24	Fall, Tacko	c	11-14	0-0	1-3	6	14	20	0	23	1	2	2	0	26		
01	Taylor, B.J.	g	4-10	4-8	2-3	0	2	2	1	14	2	0	0	0	29		
02	Allen, Terrell	g	4-7	0-1	3-4	0	4	4	4	11	8	1	0	2	25		
15	Dawkins, Aubrey	g	3-8	3-6	2-2	0	5	5	2	11	0	0	0	0	23		
10	Griffin, Dayon	g	1-5	1-5	0-0	0	1	1	3	3	1	0	0	0	17		
12	Grant, Xavier	g	1-1	0-0	0-0	0	0	0	0	2	0	0	0	0	3		
13	Renaud, Levy	g	0-0	0-0	0-0	0	0	0	0	2	0	0	0	0	3		
20	Bertz, Frank	g	3-7	3-6	0-0	1	1	2	2	9	0	0	0	0	20		
21	Brown, Chad	g	4-6	0-0	5-8	2	9	11	0	13	1	1	0	0	23		
25	Anders, Ryan	g	0-3	0-0	0-0	1	0	1	0	1	0	0	0	0	3		
	Team					2	0	2									
	Totals		34-69	11-26	16-25	14	44	58	16	95	17	6	2	2	200		
	FG %	1st Half: 15-30	50.0%	2nd half: 19-39	48.7%	Game: 34-69	49.3%									Deadball Rebounds 4	
	3FG %	1st Half: 2-9	22.2%	2nd half: 9-17	52.9%	Game: 11-26	42.3%										
	FT %	1st Half: 9-16	56.3%	2nd half: 7-9	77.8%	Game: 16-25	64.0%										

Officials: Lee Cassell, John Gaffney, Ted Valentine  
Technical fouls: SMU-Isiah Mike, UCF-None.  
Attendance: 4978

Score by periods	1st	2nd	Total
SMU	18	30	48
UCF	41	54	95

Points	In	Off	2nd	Fast	Bench
SMU	Paint	T/O	Chance	Break	
SMU	14	3	13	1	12
UCF	46	3	20	13	27

Last FG - SMU 2nd-00:01, UCF 2nd-00:10.  
Largest lead - SMU None, UCF by 54 2nd-01:51.  
SMU led for 00:00. UCF led for 39:49. Game was tied for 00:11.

Score tied - 0 times.  
Lead changed - 0 times.

## Official Basketball Box Score -- Game Totals -- Final Statistics UCF vs USF 02/27/19 7:00 p.m. at Tampa, Fla. - Yuengling Center

UCF 75 • 21-6, 11-4

#	Player	Total			3-Ptr			Rebounds			PF	TP	A	TO	Blk	Stl	Min
		FG	FGA	FT	FTA	FG	FGA	FT	FTA	Off							
35	Smith, Collin	f	1-1	0-0	1-4	0	4	4	5	3	1	2	1	1	19		
24	Fall, Tacko	c	6-10	0-0	6-8	3	2	5	4	18	1	3	0	0	28		
01	Taylor, B.J.	g	4-10	1-4	6-9	0	2	2	1	15	5	1	0	1	37		
02	Allen, Terrell	g	3-4	0-0	0-0	1	0	1	3	6	7	1	0	0	31		
15	Dawkins, Aubrey	g	5-9	2-3	2-2	1	6	7	3	14	2	3	0	3	33		
04	DeJesus, Ceasar	g	0-0	0-0	0-0	0	0	0	0	0	0	0	0	0	3		
10	Griffin, Dayon	g	4-7	2-3	2-2	1	1	2	1	12	3	1	2	1	19		
20	Bertz, Frank	g	1-3	0-2	2-2	0	0	0	1	4	0	0	0	0	11		
21	Brown, Chad	g	1-1	0-0	1-2	1	6	7	2	3	0	1	0	0	19		
	Team					1	0	1									
	Totals		25-45	5-12	20-29	8											