



KNIGHTS VOLLEYBALL



1978 NATIONAL CHAMPIONS
10 CONFERENCE CHAMPIONSHIPS | 13 POSTSEASON APPEARANCES | 13 ALL-AMERICANS

the schedule

august

24	vs. FGCU#	W, 3-1
25	vs. FAU#	W, 3-0
25	at Miami#	L, 3-0
31	vs. Louisville^	L, 3-0

september

1	vs. #10 USC^	W, 3-1
2	at #4 Florida^	L, 3-1
7	FIU@	W, 3-0
7	UIC@	W, 3-1
8	Wofford@	W, 3-0
14	Alabama State%	W, 3-0
14	FGCU%	W, 3-0
15	Yale%	W, 3-2
21	at USF*	W, 3-2
28	at Tulane*	W, 3-1
30	at Memphis*	W, 3-0

october

5	Tulsa*	W, 3-1
7	Wichita State*	W, 3-1
12	Temple*	W, 3-1
14	UConn*	W, 3-1
19	at ECU*	W, 3-0
21	at Cincinnati*	W, 3-2
26	Houston*	W, 3-2
28	SMU*	W, 3-1

novemeber

1	at UConn*	W, 3-0
3	at Temple*	W, 3-1
7	Cincinnati*	W, 3-2
11	ECU*	W, 3-0
16	at SMU*	W, 3-0
18	at Houston*	W, 3-1
21	USF*	W, 3-0
29	FGCU!	7 PM

- Sunshine State Classic
 ^ - Bubby Invitational
 @ - UCF Challenge
 % - VolleyKnights Invitational
 * - American Athletic Conference Game
Bold denotes match played at The Venue

stay social

Official UCF Knights Website
 Official UCF Knights Volleyball Twitter
 Official UCF Knights Volleyball Facebook
 Official UCF Knights Volleyball Instagram
 Todd Dagenais Twitter

UCFKnights.com
 @UCF_Volleyball
 /UCF.Volleyball
 @UCF.Volleyball
 @UCFVbtodd

the matchup

No. 13



#21 UCF KNIGHTS

record: 27-3 (18-0)
 conference: The American
 head coach: Todd Dagenais



FLORIDA GULF COAST EAGLES

record: 26-6 (15-1)
 conference: ASUN
 head coach: Matt Botsford



#16 FLORIDA GATORS

record: 24-6 (15-3)
 conference: SEC
 head coach: Mary Wise



RV FLORIDA STATE SEMINOLES

record: 19-9 (15-3)
 conference: ACC
 head coach: Chris Poole

Thursday 7 PM

Friday 7 PM

Thursday 4:30 PM

five things to know

1. THE NATIONAL SEED

At a gathering at Burger U, the Knights made history yet again in 2018, with the first national seed in program history. UCF rolled through The American slate with an 18-0 record, becoming just the third team in league history to go undefeated. The Knights also had a win over then-No. 3 USC at the Bubby Invitational in late August. UCF broke into the AVCA Coaches Poll for the first time in history earlier this season and finished the regular season with an RPI of 10.

2. AMERICAN HONORS

When the American Athletic Conference season awards came out on Monday, the Knights were well represented in the major categories and on the conference teams. Head coach Todd Dagenais was honored as the league's Coach of the Year, the second of his career, and McKenna Melville took home Freshman of the Year honors. Melville, Jordan Pingel and Kristina Fisher picked up First Team All-Conference honors, while Anne-Marie Watson landed a spot on the Second Team.

3. BLOCK PARTY

UCF has formed a brick wall at the net during the 2018 campaign. Entering the season with two new middle blockers, the Nerissa Moravec and Kathryn Wesolich have far exceeded expectations, guiding the Knights to a record season for block assists just above 500. Wesolich enters the weekend with 132 block assists, just 13 away from the single-season record set 1993 by Emily Bridson.

4. KNIGHTS IN THE NCAA TOURNAMENT

Thursday will be the Knights ninth foray into the NCAA Tournament. UCF last reached the big dance back in 2014 after winning the American Athletic Conference title. In eight previous trips to the NCAA Tournament, the Black and Gold have reached the second round twice, coming in 1997 and in 2003. The Knights reached the AIAW National Championship Tournament in four consecutive seasons between 1977 and 80, winning the 1978 National Championship.

5. THE OPPOSITION

>> Florida Gulf Coast enters the postseason as the champions of the ASUN. The Eagles went 26-6 in the regular season and 15-1 in league play. Thursday will be the third meeting this season between UCF and FGCU. The Knights came away with a 3-1 win at the Sunshine State Classic to open the season and a 3-0 victory later at the UCF Challenge.
 >> The No. 16 Gators finished third in the SEC with a record of 15-3 in league action and 24-6 overall. Florida will be boosted by the return of Thayer Hall, who was out of the lineup for several weeks. The Gators won the regular season matchup with the Knights 3-1, before UCF rolled off 24 straight wins.
 >> The Seminoles went 15-3 in the ACC to finish in second behind Pitt and posted a 19-9 mark in the regular season. UCF and Florida State have not met since 2016.



2018 ucf knights roster

No.	Name	Pos.	Cl.	Ht.	Hometown(Previous School)
1	Jewel Walters	L/DS	5-6	So.	Williamsburg, Va. (VCU/Warhill)
2	Erin Olson	S	5-9	Jr.	Cary, Ill. (Bradley/Cary-Grove)
3	Amber Olson	S	6-0	Fr.	Cary, Ill. (Cary-Grove)
4	Jordan Pingel	L	5-7	Sr.	Colorado Springs, Colo. (Air Academy)
5	Bailey Wilson	DS/L	5-4	Fr.	Tampa, Fla. (Plant)
7	Nerissa Moravec	MB	6-2	RSo.	Lincoln, Neb. (Lincoln Southeast)
9	Laché Harper	OH/MB	6-2	RSo.	Richmond, Va. (L.C. Bird)
12	Briana Garcia	RS	6-0	Fr.	League City, Texas (Clear Falls)
13	Paulina Perez Rosas	OH	6-0	Fr.	Guanica, Puerto Rico (Colegio San Benito)
14	Alli Sabol	RS	6-3	Jr.	Dublin, Ohio (Dublin Coffman)
15	Kristina Fisher	OH	5-11	So.	Austin, Texas (Anderson)
20	McKenna Melville	OH	6-1	Fr.	Eagan, Minn. (Eagan)
21	Kathryn Wesolich	MB	6-2	Fr.	Wildwood, Mo. (Lafayette)
32	Anne-Marie Watson	RS	6-0	So.	Oviedo, Fla. (Hagerty)
33	Mary Kate Painter	L/DS	5-4	So.	Philadelphia, Pa. (Archbishop Carroll)

COACHING STAFF

Head Coach - Todd Dagenais (11th Season, Central Michigan '95)
 Associate Head Coach - Jenny Maurer (3rd Season, Washington St. Louis '99)
 Associate Head Coach - Brian Doyon (2nd Season, Syracuse '95)
 Director of Operations - T.J. Read (1st Season, Ohio State '15)

players to watch



MCKENNA MELVILLE

2018 Freshman of the Year in The American



JORDAN PINGEL

Career and single-season digs leader



KATHRYN WESOLICH

Closing in on single-season block assists record

breakdown by

<u>class</u>	<u>position</u>
freshman Briana Garcia, McKenna Melville, Amber Olson, Paulina Perez, Kathryn Wesolich, Bailey Wilson	right side 3 Briana Garica, Alli Sabol, Anne-Marie Watson
sophomore Kristina Fisher, Lache Harper, Nerissa Moravec, Mary-Kate Painter, Jewel Walters, Anne-Marie Watson	outside hitter 3 Kristina Fisher, McKenna Melville Paulina Perez
junior Erin Olson, Alli Sabol	middle blocker 3 Lache Harper, Nerissa Moravec Kathryn Wesolich
senior Jordan Pingel	defensive specialist 3 Mary-Kate Painter, Jewel Walters Bailey Wilson
florida Anne-Marie Watson, Bailey Wilson	setter 2 Amber Olson, Erin Olson
illinois Amber Olson, Erin Olson	libero 1 Jordan Pingel
texas Kristina Fisher, Briana Garcia	height 5'4-5'6 3 Mary-Kate Painter, Jewel Walters Bailey Wilson
virginia Lache Harper, Jewel Walters	5'7-5'9 2 Erin Olson, Jordan Pingel
colorado Jordan Pingel	5'10-6'0 5 Kristina Fisher, Briana Garcia, Amber Olson, Paulina Perez, Anne-Marie Watson
minnesota McKenna Melville	
missouri Kathryn Wesolich	
nebraska Nerissa Moravec	6'1-OVER 5 Lache Harper, McKenna Melville, Nerissa Moravec, Alli Sabol, Kathryn Wesolich
ohio Alli Sabol	
pennsylvania Mary-Kate Painter	
puerto rico Paulina Perez	



quick facts**UNIVERSITY INFORMATION**

Location	Orlando, Fl.
Enrollment	64,318
Conference	American
Nickname	Knights
Mascot	Knightho
Colors	Gold (R:182, G:162, B:105) and Black
President	Dr. Dale Whittaker (Texas A&M '83)
VP & Dir. of Athletics	Dr. Daniel J. White (Notre Dame '02)
NCAA Faculty Representative	Dr. Manoj Chopra

COACHING STAFF

Head Coach	Todd Dagenais (Central Michigan '95) 11 th
Record at UCF	212-139, .604
All-Time Record	212-139, .604
Asso. Head Coach	Jenny Mauer (Washington '99) 3 rd
Asso. Head Coach	Brian Doyon (Syracuse '95) 2 nd
Director of Operations	TJ Read (Ohio State '14) 1 st
Director of Technology	Lucian Chenard (Alberta) 1 st

ARENA INFORMATION

Home Court (Capacity)	The Venue, 1,500
UCF's All-Time Record at The Venue	280-101 (.735)
Home Record Under Dagenais	103-47 (.686)
All-Time Home Record	339-138 (.710)

Incomplete records prior to 1987.

PROGRAM INFORMATION

First Year of Volleyball	1975
All-Time Overall Record	1011-615 (.622)
All-Time American Record	82-34 (.707)
American Conference Titles	2 ('14, '18)
A-SUN Conference Titles	7 ('94, '95, '96, '97, '01, '02, '03)
NCAA Tournament Apps.	8 ('95, '96, '97, '01, '02, '03, '14, '17)
AIAW Championships	1 ('78)

2018 INFORMATION

2017 Record	20-14
2017 American Record (Finish)	12-8 (5th)
Final RPI Ranking	86th
Starters Returning/Lost	4/4
Letterwinners Returning/Lost	7/8
Newcomers	6
Freshmen/Transfers	6

COMMUNICATIONS

Assistant A.D. for Communications	Andy Seeley
Assistant Director for Communications	
Volleyball Contact	Ian MacDougall
Cell Phone	317-313-7486
Office Phone	407-823-5395
E-mail	imacdougall@athletic.ucf.edu
Communications Fax	407-823-5293

SOCIAL DIRECTORY

Official UCF Knights Website	UCFKnights.com
Official UCF Knights Volleyball Twitter	@UCF_Volleyball
Official UCF Knights Volleyball Facebook	/UCF.Volleyball
Official UCF Knights Volleyball Instagram	@UCF.Volleyball
Todd Dagenais Twitter	@UCFVBtodd

IT'S UCF KNIGHTS, PLEASE

Please refer to the University of Central Florida as **UCF** when shortening the title. Derivatives such as C. Florida, Cent. Florida and C. Fla., should not be used. Also, please note that UCF's teams are no longer being referred to as the Golden Knights. Instead, they are simply called the **Knights**.

notes to know**the youth movement**

- UCF brought in a six-player recruiting class for the 2018 season.
- Head coach Todd Dagenais has consistently started six underclassmen in the starting eight-player rotation, including a trio of freshmen.
- Rookie McKenna Melville was tabbed as The American Freshman of the Year.
- Setter Erin Olson set a career-high with 44 dimes while running the 5-1 at Houston.

grandma jo

- Jordan Pingel has affectionately become known as grandma as the lone senior in 2018.
- The libero was the first player in program history to pass the 2,000-dig plateau.
- Already holding the second, third and fourth single-season marks, she will break the program record this weekend with her second dig.
- For her efforts this season, she earned a spot on The American First Team.
- Pingel has known Dagenais since her youth, as her father as

mac attacks

- Freshman McKenna Melville has quickly become one of the top outsiders in the nation.
- The rookie has posted 21 double-doubles, the most in The American this season.
- Melville is 11th in total kills, 12th in points, 15th in kills per set, 16th in points per set, 16th in attacks per set and 19th in total attacks in the nation.
- Originally recruited to be the heir apparent for Jordan Pingel, Melville grew several inches her senior season to become the Minnesota Gatorade Player of the Year.

setting sisters

- The Knights primarily use a 6-2 system with two setters.
- This season, sisters Amber and Erin Olson have produced one of the best offenses in program history and combined, would rank 12th in the nation with 12.28 assists per set.
- The duo have excelled running the 6-2, but both have experience in a 5-1.
- Amber originally committed to UCF before Erin elected to transfer from Bradley.

ucf against the ncaa field

- UCF is 7-2 against the 2018 field.
- In the UCF bracket, the Knights are 2-1 this season against Florida and FGCU.
- The Knights are 2-8 in the NCAA Tournament all-time.

the streak

- UCF closed the regular season on a historic 24-match winning streak, the longest for the Knights since joining NCAA Division I.
- Melville has led the way offensively with 4.51 kills per set, while Jordan Pingel has anchored the back line with 5.24 digs per set.
- The block has turned away nearly three attacks per set during the stretch with Kathryn Wesolich and Nerissa Moravec averaging 1.30 and 1.29 blocks per set, respectively.
- The all-time UCF record is 55 matches, when the Black and Gold went 55-0 and won the 1978 AIAW National Championship.

conference champs

- For the 10th time in program history, the Knights won their conference title.
- The championship in 2018 was the second for UCF as a member of The American.
- It was the first conference title for every member of the 2018 squad, as Taylor Wickey was the last with the 2014 ring to graduate.

defending home court

- The Knights posted a perfect 15-0 record in The Venue this season.
- UCF posted six sweeps at home and went to five sets just three times.
- Kathryn Wesolich, Nerissa Moravec and Anne-Marie Watson all totaled more than one block a set, as the Black and Gold recorded 2.84 rejections per set.
- Defensively, the Knights have held opponents to just .163 hitting.

playing for puerto rico

- Back in June, the Knights went on a tour of Puerto Rico playing seven matches against local universities and the national team, finishing with a 6-1 record.
- The tour gave UCF nearly 20 practices, plus matches, to grow and develop a bond.
- In addition to the growth on the court, the Knights raised more than 300 bags of clothing, hygiene and other personal items for Puerto Ricans affected by the hurricanes of 2017.

building for the future

- Dagenais added a quartet of Knights to his 2019 recruiting class, featuring middle Meagan Lively (Ankney, Iowa), outside Morghan and right side Mackinzee Chambers (Dallas, Texas) and setter Dresi Pass (Minnetonka, Minn.)



avca coaches poll (Nov. 26, 2018)

Rk.	School	Points	2018	PW
1	Stanford (63)	1599	28-1	2
2	Minnesota	1479	25-3	3
3	Illinois	1459	28-3	4
4	BYU (1)	1413	27-1	1
5	Texas	1363	20-4	5
6	Nebraska	1258	24-6	6
7	Penn State	1192	23-7	7
8	Wisconsin	1176	22-6	8
9	Creighton	1086	28-4	9
10	Kentucky	1020	24-4	11
11	Pittsburgh	1011	29-1	10
12	Purdue	857	23-8	12
13	Cal Poly	771	25-2	14
14	Oregon	667	20-10	17
15	Marquette	644	26-6	16
16	Florida	629	24-6	13
17	USC	605	21-10	15
18	Michigan	518	22-9	18
T-19	Tennessee	460	25-5	22
T-19	WSU	460	21-9	20
21	UCF	344	27-3	21
22	Washington	272	18-12	19
23	Arizona	208	22-10	23
24	Missouri	119	23-7	24
25	Baylor	103	19-8	25

knights honors

American Athletic Conference Player of the Week

McKenna Melville (offensive)	Aug. 27
Jordan Pingel (defensive)	Sept. 17
Jordan Pingel (defensive)	Oct. 8
Jordan Pingel (defensive)	Oct. 15
McKenna Melville (offensive)	Oct. 22
McKenna Melville (offensive)	Oct. 29
Jordan Pingel (defensive)	Nov. 5
McKenna Melville (offensive)	Nov. 12

VolleyMob Player of the Week

McKenna Melville	Oct. 23
------------------	---------

American Athletic Conference Coach of the Year

Todd Dagenais

American Athletic Conference Freshman of the Year

McKenna Melville

American Athletic Conference First Team

McKenna Melville*, Jordan Pingel, Krsitina Fisher

American Athletic Conference Second Team

Anne-Marie Watson

American Athletic Conference Preseason Team

None

the american preseason rankings

1.	Wichita State (6)	116
2.	Cincinnati (5)	113
3.	Temple (1)	101
4.	SMU	90
5.	UCF	82
6.	Tulsa	62
7.	ECU	60
8.	Houston	55
9.	USF	45
10.	Tulane	31
11.	UConn	25
12.	Memphis	12

the knights nationally

#	NCAA	AAC	Melville	#	NCAA	AAC	Wesolich	#	NCAA	AAC	
(o) Hit %	.244	45	2	Attacks p/s	12.17	16	2	Blocks p/s	1.21	56	2
(o) Kills	13.96	27	1	Kills p/s	4.51	15	2	Total Blocks	135	43	3
(o) Blocks	2.73	16	1	Points	561	12	2				
(o) Aces	.93	313	11	Points p/s	5.01	16	2	Moravec	#	NCAA	AAC
(o) Digs	17.24	33	3	Total Digs	407	220	12	Blocks p/s	1.17	80	3
(o) Asts.	13.28	19	1					Total Blocks	54	131	4
(d) Hit %	.176	57	2	Pingel	#	NCAA	AAC				
(d) Kills	12.77	-	8	Digs p/s	5.10	41	5	Watson	#	NCAA	AAC
(d) Blocks	1.92	-	4	Total Digs	571	38	5	Blocks p/s	1.12	106	6
(d) Aces	.96	-	3					Total Blocks	123	88	7
(d) Digs	16.83	-	9								
(d) Asts.	12.12	-	8								

double-doubles

Kristina Fisher	10 k/12 d; at ECU, Oct 19, 2018
Kristina Fisher	10 k/14 d; at Cincinnati, Oct 21, 2018
Kristina Fisher	13 k/12 d; CINCINNATI, Nov 09, 2018
Kristina Fisher	17 k/10 d; at HOU, Nov 18, 2018
McKenna Melville	19 k/16 d; vs FGCU, Aug 24, 2018
McKenna Melville	16 k/13 d; vs FAU, Aug 25, 2018
McKenna Melville	15 k/13 d; USC, Sep 01, 2018
McKenna Melville	15 k/21 d; at UF, Sep 02, 2018
McKenna Melville	16 k/13 d; UIC, Sep 07, 2018
McKenna Melville	24 k/10 d; FGCU, Sep 14, 2018
McKenna Melville	24 k/18 d; YALE, Sep 15, 2018
McKenna Melville	21 k/16 d; at USF, Sep 21, 2018
McKenna Melville	12 k/15 d; at Tulane, Sep 28, 2018
McKenna Melville	14 k/16 d; WSU, Oct 07, 2018
McKenna Melville	17 k/19 d; TULSA, Oct 05, 2018
McKenna Melville	17 k/14 d; UCONN, Oct 14, 2018
McKenna Melville	14 k/13 d; at ECU, Oct 19, 2018
McKenna Melville	23 k/15 d; at Cincinnati, Oct 21, 2018
McKenna Melville	27 k/20 d; HOU, Oct 26, 2018
McKenna Melville	28 k/16 d; SMU, Oct 28, 2018
McKenna Melville	17 k/11 d; at UCONN, Nov 01, 2018
McKenna Melville	21 k/10 d; at TEM, Nov 03, 2018
McKenna Melville	26 k/20 d; CINCINNATI, Nov 09, 2018
McKenna Melville	15 k/23 d; at HOU, Nov 18, 2018
McKenna Melville	14 k/16 d; USF, Nov 21, 2018
Amber Olson	28 a/10 d; YALE, Sep 15, 2018
Amber Olson	19 a/11 d; at Tulane, Sep 28, 2018
Amber Olson	24 a/11 d; TULSA, Oct 05, 2018
Amber Olson	26 a/10 d; HOU, Oct 26, 2018
Amber Olson	26 a/10 d; at TEM, Nov 03, 2018
Amber Olson	24 a/12 d; CINCINNATI, Nov 09, 2018
Amber Olson	35 a/16 d; at SMU, Nov 16, 2018
Amber Olson	44 a/15 d; at HOU, Nov 18, 2018
Amber Olson	35 a/11 d; USF, Nov 21, 2018
Erin Olson	28 a/22 d; USC, Sep 01, 2018
Erin Olson	25 a/13 d; UIC, Sep 07, 2018
Erin Olson	23 a/10 d; WOFFORD, Sep 08, 2018
Erin Olson	27 a/14 d; at USF, Sep 21, 2018
Erin Olson	23 a/14 d; at Tulane, Sep 28, 2018
Erin Olson	23 a/15 d; WSU, Oct 07, 2018
Erin Olson	35 a/13 d; TEM, Oct 12, 2018
Erin Olson	40 a/12 d; UCONN, Oct 14, 2018
Erin Olson	31 a/10 d; at Cincinnati, Oct 21, 2018
Erin Olson	26 a/13 d; HOU, Oct 26, 2018
Erin Olson	32 a/15 d; SMU, Oct 28, 2018
Anne-Marie Watson	11 k/12 blocks; at Cincinnati, Oct 21, 2018

McKenna Melville	21	Erin Olson	11
Amber Olson	9	Kristina Fisher	4
Anne-Marie Watson	1		

records watch

CAREER	
digs	
1. Jordan Pingel	2236 (15-18)
2. Meredith Murphy	1,999 (09-12)
digs per set	
1. Jordan Pingel	4.72 (15-18)
2. Meredith Murphy	4.30 (09-12)
sets played	
1. Emily Queisser	521 (92-95)
2. Miriam Metzcius	510 (91-94)
3. Tyra Harper	506 (94-97)
4. Jordan Pingel	474 (15-18)
block assists	
1. Tyra Harper	475 (94-97)
10. Emily Bridson	220 (92-93)
11. Anne-Marie Watson	215 (17-18)
SINGLE-SEASON	
total attacks	
1. Lina Santiao	2044 (91)
7. Kristin Fisher	1441 (10)
8. McKenna Melville	1362 (18)
kills	
1. Renata Menchikova	830 (95)
9. Tyra Harper	540 (96)
10. McKenna Melville	504 (18)
digs	
1. Miriam Metzcius	572 (93)
2. Jordan Pingel	571 (18)
3. Jordan Pingel	570 (15)
4. Jordan Pingel	554 (16)
5. Jordan Pingel	541 (17)
digs per set	
1. Jordan Pingel	5.10 (18)
2. Jordan Pingel	5.00 (15)
3. Jordan Pingel	4.62 (16)
block assists	
1. Emily Bridson	142 (93)
2. Kathryn Wesolich	132 (18)
3. Tyra Harper	124 (97)
4. Piper Morgan	123 (99)
5. Nerissa Moravec	119 (18)
6. Amanda Stoutjesdyk	117 (02)
7. Taylor Wickey	116 (17)
8. Anne-Marie Watson	114 (18)
block per set	
1. Tyra Harper	1.39 (97)
5. Piper Morgan	1.24 (00)
6. Kathryn Wesolich	1.21 (18)
7. Nerissa Moravec	1.17 (18)

the american standings

SCHOOL	CONF	CPCT.	OVR	PCT.	H	A	N	STREAK
UCF	18-0	1.000	27-3	0.900	15-0	9-2	3-1	W24
Cincinnati	15-3	0.833	25-7	0.781	10-2	9-5	6-0	W4
Tulane	13-5	0.722	25-8	0.758	14-2	8-4	3-2	W2
Tulsa	11-7	0.611	19-11	0.633	11-2	5-7	3-2	L1
SMU	9-9	0.500	12-16	0.429	9-5	2-9	1-2	L1
USF	9-9	0.500	20-11	0.645	9-6	8-4	3-1	L2
Wichita State	8-10	0.444	13-17	0.433	6-4	6-9	1-4	L1
UConn	7-11	0.389	15-16	0.484	8-8	5-6	2-2	L1
ECU	5-13	0.278	13-16	0.448	6-7	4-8	3-1	L2
Temple	5-13	0.278	8-22	0.267	5-11	3-7	0-4	W1
Houston	4-14	0.222	17-16	0.515	7-7	3-9	7-0	W1
Memphis	4-14	0.222	11-19	0.367	7-9	2-9	2-1	L7



the knights when

the schedule

Overall	27-3
The American	18-0
In The Venue	15-0
On the Road	9-2
Neutral Sites	2-1
Active Streak	24 Wins
Longest Winning Streak	24 Wins

by sets

In 3 sets	11-2
In 4 sets	11-1
In 5 sets	5-0
Won first set	20-0
Lost first set	7-3
Won second set	24-1
Lost second set	3-2
Won first two sets	17-0
Lost first two sets	0-2
Split the first two sets	10-1
Down 2-1 in a match	3-1
In first sets	20-10
In second sets	25-5
In third sets	18-12
In fourth sets	14-2
In fifth sets	5-0

by opponent rankings

Vs. teams in the top-5	1-0
Vs. teams in the top-10	1-1
Vs. teams in the top-25	1-1
Vs. unranked teams	25-2

by production

Had more kills	20-0
Had fewer kills	7-3
Tied in kills	0-0
Had more blocks	20-0
Had fewer blocks	5-2
Tied in blocks	2-1
Had more digs	19-0
Had fewer digs	8-3
Tied in digs	0-0
Had more service aces	15-0
Had fewer service aces	9-1
Tied in service aces	3-2
Had a higher attack %	24-0
Had a lower attack %	3-3
Tied in hitting percentage	0-0

UCF attack

Hit above .400	0-0
Hit between .300 and .399	7-0
Hit between .200 and .299	17-2
Hit between .100 and .199	3-1
Hit below .100	0-0

opponent attack

Hit above .400	0-0
Hit between .300 and .399	0-2
Hit between .200 and .299	2-1
Hit between .100 and .199	25-0
Hit below .100	0-0

UCF block

Had more than 15 blocks	5-0
Had 10 to 14 blocks	9-0
Had 5 to 9 blocks	11-2
Had 4 or fewer blocks	2-1

opponent block

Had more than 15 blocks	0-0
Had 10 to 14 blocks	6-1
Had 5 to 9 blocks	17-2
Had 4 or fewer blocks	4-0

by month

In August	2-2
In September	10-1
In October	8-0
In November	7-0
In December	0-0

the starting rotation



McKenna

MELVILLE

Fr. | 6'0 | Outside Hitter | Eagan, Minn.

- 2018 American Athletic Conference Freshman of the Year
- League-leading 21 double-doubles this season, including two 20-20 feats
- Ranked 15th in the nation kills per set and 16th in points per set
- Unanimous First Team All-Conference
- 2017 Minnesota Gatorade State Player of the Year

20



Kristina

FISHER

So. | 5'11 | Outside Hitter | Austin, Texas

- First Team All-American Athletic Conference
- Hit above .200 in 20 matches and has four double-doubles
- Notched 20 kills twice this year, including against then-No. 3 USC.
- Averaging 3.07 kills and 1.53 digs per set.

15



Kathryn

WESOLICH

Fr. | 6'2 | Middle | Wildwood, Mo.

- Initially a redshirt, has now played in every set as a freshman this season
- 132 block assists entering the week, 11 off of the single-season record
- Set single-match record with 12 block assists at Cincinnati
- Turned away five or more attacks in 13 matches
- 1.21 blocks per set is sixth best in a single season in UCF history

21



Nerissa

MORAVEC

RSO. | 6'2 | Middle | Lincoln, Neb.

- After playing sparingly for first two season, has 131 rejections this year
- Leads the team in attack percentage at .378
- Touched double-figure kills three times, including 11 at Cinci and vs. Tulsa
- Runs UCF.Volleyball Instagram Stories from the road
- 1.17 blocks is seventh best in a single season in UCF history

7



Anne-Marie

WATSON

So. | 6'0 | Right Side | Oviedo, Fla.

- American Athletic Conference Second Team selection
- A consistent attacker, hit above .300 in 11 matches this season
- Third on the team with 661 kills for 2.32 per set
- 215 block assists is 11th best for a career in program history
- Went from walk-on to redshirt to starter during freshman camp

32



Erin

OLSON

Jr. | 5'9 | Setter | Cary, Ill.

- Produced 653 kills from 1570 sets for a .416 set percentage
- Has second most double-doubles on the team with 11
- Despite the 6-2 system, ranks ninth in The American in assists per set
- Older half of the Setting Sisters
- Played freshman campaign at Bradley

2



Jordan

PINGEL

Sr. | 5'7 | Libero | Colorado Springs, Colo.

- American Athletic Conference First Team honoree
- Second on the team with 20 service aces
- Totaled more than 20 digs in 16 matches this year
- Has 571 digs prior to FGCU, two away from single-season record
- Broke the career digs record, becoming the first Knight to pass 2,000 saves

LIBERO

4



Briana

GARCIA

Fr. | 6'0 | Right Side | League City, Texas

- Is fourth on the team with 1.86 kills per set and 482 scoring swings
- Reached double-figure kills five times
- Finished above .300 hitting eight times
- Has the highest vert on the team

12



Amber

OLSON

Fr. 6'0 | Setter | Cary, Ill.

- Has nine double-doubles, good for fourth on the team this season
- Had a career-high 44 dimes at Houston
- Ran a 5-1 system in high school and in club
- Younger half of the Setting Sisters

3



15 | Kristina Fisher | OH | 5'11 | So. | Austin, Texas

SEASON	STAT		CAREER								
14, at Cincinnati, 10/21/18	DIGS		25, at Tulsa, 10/6/17								
2, at Tulane, 9/28/18	ACES		SAME								
3, 3x last at SMU, 11/16/18	BLOCKS		3, 8 times								
20, 2x last at SMU, 11/16/18	KILLS		21, at Central Arkansas, 9/9/17								
.550, at Memphis, 9/30/18, (11.0/20)	HITTING %		SAME								
OFFENSE											
Season	sp-mp	k	k/s	e	ta	pct	a	a/s	sa	sa/s	se
2017	128-34	367	2.87	137	1057	.218	6	0.05	7	0.05	34
2018	112-30	344	3.07	105	999	.239	12	0.11	11	0.10	20
TOTAL	240-64	711	2.96	242	2056	.228	18	0.08	18	0.08	54
DEFENSE											
Season	dig	d/s	re	bs	ba	tb	b/s	be	bhe		
2017	239	1.87	38	9	23	32	0.25	2	0		
2018	171	1.53	24	6	25	31	0.28	3	1		
TOTAL	410	1.71	62	15	48	63	0.26	5	1		

20 | McKenna Melville | OH | 6'1 | Fr. | Eagan, Minn.

SEASON	STAT		CAREER								
23, at Houston, 11/18/18	DIGS		SAME								
4, vs. FGCU, 9/14/18	ACES		SAME								
6, at Temple, 11/3/18	BLOCKS		SAME								
28, vs. SMU, 10/28/18	KILLS		SAME								
.467 vs. Wofford, 9/8/18 (17.3/30)	HITTING %		SAME								
OFFENSE											
Season	sp-mp	k	k/s	e	ta	pct	a	a/s	sa	sa/s	se
2018	112-30	504	4.50	167	1362	.247	15	0.13	24	0.21	20
TOTAL	112-30	504	4.50	167	1362	.247	15	0.13	24	0.21	20
DEFENSE											
Season	dig	d/s	re	bs	ba	tb	b/s	be	bhe		
2018	407	3.63	37	15	34	49	0.44	4	2		
TOTAL	407	3.63	37	15	34	49	0.44	4	2		

21 | Kathryn Wesolich | MB | 6'2 | Fr. | Wildwood, Mo.

SEASON	STAT		CAREER								
8, vs. Temple, 10/12/18	KILLS		SAME								
12, at Cincinnati, 10/21/18 (12a)	BLOCKS		SAME								
OFFENSE											
Season	sp-mp	k	k/s	e	ta	pct	a	a/s	sa	sa/s	se
2018	112-30	94	0.84	38	233	.240	14	0.12	11	0.10	23
TOTAL	112-30	94	0.84	38	233	.240	14	0.12	11	0.10	23
DEFENSE											
Season	dig	d/s	re	bs	ba	tb	b/s	be	bhe		
2018	69	0.62	0	3	132	135	1.21	1	2		
TOTAL	69	0.62	0	3	132	135	1.21	1	2		

32 | Anne-Marie Watson | RS | 6'0 | So. | Oviedo, Fla.

SEASON	STAT		CAREER								
16, vs. FGCU, 8/24/18	KILLS		SAME								
.600, vs. Ala. State, 9/14/18 (13.1/20)	HITTING %		SAME								
12, at Cincinnati, 10/21/18 (12a)	BLOCKS		SAME								
OFFENSE											
Season	sp-mp	k	k/s	e	ta	pct	a	a/s	sa	sa/s	se
2017	127-34	193	1.52	103	600	.150	4	0.03	0	0.00	1
2018	110-30	255	2.32	99	661	.236	6	0.05	0	0.00	0
TOTAL	237-64	448	1.89	202	1261	.195	10	0.04	0	0.00	1
DEFENSE											
Season	dig	d/s	re	bs	ba	tb	b/s	be	bhe		
2017	44	0.35	0	2	101	103	0.81	3	0		
2018	42	0.38	0	9	114	123	1.12	8	0		
TOTAL	86	0.36	0	11	215	226	0.95	11	0		

33 | Mary Kate Painter | DS | 5'4 | So. | Philadelphia, Pa.

SEASON	STAT		CAREER								
1, 4 times	DIGS		11, at Cincinnati, 11/3/17								
1, vs. FIU, 9/7/18	ACES		2, vs. Tulane, 11/10/17								
1, at USF, 9/21/18	ASSISTS		SAME								
OFFENSE											
Season	sp-mp	k	k/s	e	ta	pct	a	a/s	sa	sa/s	se
2017	60-22	1	0.02	0	2	.500	0	0.00	6	0.10	7
2018	24-15	0	0.00	0	0	.000	1	0.04	1	0.04	4
TOTAL	84-37	1	0.01	0	2	.500	1	0.01	7	0.08	11
DEFENSE											
Season	dig	d/s	re	bs	ba	tb	b/s	be	bhe		
2017	67	1.12	4	0	0	0	0.00	0	0		
2018	4	0.17	1	0	0	0	0.00	0	0		
TOTAL	71	0.85	5	0	0	0	0.00	0	0		





Todd DAGENAIS

11th Season | Central Michigan '95

- Two-time American Athletic Conference Coach of the Year.
- Second coach to win 200 matches in program history.
- Coached eight All-Americans at UCF.
- Mentored two Order of Pegasus honorees.

Dagenais' name has become synonymous with UCF Volleyball. In ten years at the helm of the Knights, he has guided the black and gold into the elite club of nationally recognized collegiate programs.

Entering his 11th year in Orlando, Dagenais ranks third in program history with 185 victories. His .576 winning percentage (185-136) is the fifth best in the 43-year history of UCF Volleyball.

Dagenais' tenure with the Black and Gold has been marked by a trio of trips to the postseason. In 2014, the Knights won the American Athletic Conference Championship and punched their first ticket to the NCAA Tournament since 2003. The wait for his second postseason appearance was far shorter, as the Black and Gold earned an at-large berth to the 2017 National Invitational Volleyball Championship.

Dagenais has mentored some of the best players in UCF history. In the AVCA, he has guided seven players to All-America honors and 11 to All-Region laurels. 23 student-athletes have garnered all-conference honors over the last 10 years under Dagenais.

Academics have been one of the major focuses since Dagenais set foot on campus in 2008. The Knights have kept at least a 3.0 GPA for every semester since May 2008. During that span, 62 Knights have earned a spot on a conference academic team.

Despite putting endless hours to help UCF volleyball take the next step, Dagenais keeps his summers active while working with USA Volleyball.

Dagenais returned to USA Volleyball with a brief stint involving the USA National team in June 2016, as he was selected to be a co-head coach of the 2016 Collegiate Women's National Team. He trained and coached collegiate players who have collegiate eligibility remaining and will be eyeing Olympic opportunities in the future. He was part of the coaching group that picked the 2018 Collegiate Women's National Team.

In 2011 and 2012, he coached the U.S. Women's Junior A2 Programs. At the 2011 USA Volleyball High Performance Championships, Dagenais directed the USA Women's Junior A2 Team to the bronze medal of the Women's Junior Championship Division.

dagenais through the years

season	overall	pct.	conf.	finish	home	away	neutral	postseason
2008	15-17	.468	6-10	9th	5-5	2-10	8-2	N/A
2009	12-18	.400	3-13	11th	6-10	4-7	2-1	N/A
2010	16-16	.500	9-11	8th	7-6	5-8	4-2	N/A
2011	20-11	.645	12-8	4th	12-6	6-5	2-0	N/A
2012	18-15	.545	11-5	3rd	10-3	6-6	2-6	N/A
2013	21-10	.677	12-6	3rd	13-4	7-4	1-2	N/A
2014	25-8	.758	18-2	1st	13-2	9-4	3-2	1st Round NCAA Tournament
2015	15-17	.468	9-11	7th	5-8	8-6	2-3	N/A
2016	23-10	.697	13-7	4th	13-6	7-4	3-0	N/A
2017	20-14	.588	12-8	5th	8-3	9-6	3-5	2nd Round of NIVC
2018	27-3	.900	18-0	1st	15-0	9-2	3-1	NCAA Tournament
CAREER	212-139	.604	123-81*		107-53	72-62	33-24	

*82-34 (.707) in The American from 2013 to present. 41-47 (.466) in CUSA from 2008 to 2012.

Dagenais was also part of the U.S. Volleyball Women's National Team coaching delegation to the 2004 Olympic Games in Athens. He also spent time as a volunteer assistant coach with the U.S. Women's National Team where he joined the team on domestic and foreign tours. Since his involvement in the 2004 Olympics, Dagenais has continued his work with USA volleyball as a lead court coach and director of USA High Performance tryouts.

Before assuming the post at UCF, Dagenais spent three seasons as the assistant head coach at the University of Southern California where he helped guide the Trojans to a 29-5 record and a trip to the 2007 NCAA Final Four for the fourth time in six seasons. USC closed out a successful 2007 campaign by ranking third in the final American Volleyball Coaches Association (AVCA) poll.

Prior to his appointment at USC, Dagenais spent one season with USA Volleyball working to identify and develop future National Team players. From 1998-2003 he served as the Associate Head Volleyball Coach at Michigan State University where they competed in the NCAA Tournament all five seasons during Dagenais' tenure. Dagenais was also an assistant coach at Northern Michigan in 1998, serving as the recruiting and travel coordinator for the Wildcats which competed in the NCAA Division II Tournament.

Dagenais received his bachelor's degree in sports medicine (with an emphasis in exercise physiology) from Central Michigan in 1995. He played on the Chippewas' men's club team for four years and was also a certified athletic trainer. His coaching philosophy has been a fusion of several different styles learned while working under former National Team and Michigan State head coach Chuck Erbe, 2000 Olympic Team head coach Toshi Yoshida and 2004 Olympic skipper and current USC coach Mick Haley.



**2018 UCF Volleyball
UCF Combined Team Statistics (as of Nov 24, 2018)
All matches**

Overall record: 27-3 Conf: 18-0 Home: 16-0 Away: 9-2 Neutral: 2-1

#	Player	sp	Attack					Set		Serve			re	Dig		Blocking					points	
			k	k/s	e	ta	pct	a	a/s	sa	se	sa/s		dig	dig/s	bs	ba	total	blk/s	be		bhe
20	Melville, McKenna	112	504	4.50	167	1362	.247	15	0.13	24	20	0.21	37	407	3.63	15	34	49	0.44	4	2	-
15	Fisher, Kristina	112	344	3.07	105	999	.239	12	0.11	11	20	0.10	24	171	1.53	6	25	31	0.28	3	1	-
32	Watson, Anne-Marie	110	255	2.32	99	661	.236	6	0.05	0	0	0.00	0	42	0.38	9	114	123	1.12	8	0	-
12	Garcia, Briana	90	167	1.86	59	482	.224	0	0.00	0	0	0.00	0	34	0.38	5	50	55	0.61	5	0	-
7	Moravec, Nerissa	112	147	1.31	31	307	.378	7	0.06	0	0	0.00	1	45	0.40	12	119	131	1.17	14	0	-
21	Wesolich, Kathryn	112	94	0.84	38	233	.240	14	0.12	11	23	0.10	0	69	0.62	3	132	135	1.21	1	2	-
14	Sabol, Alli	37	17	0.46	11	80	.075	1	0.03	0	0	0.00	0	5	0.14	0	22	22	0.59	4	0	-
2	Olson, Erin	102	17	0.17	6	63	.175	653	6.40	13	21	0.13	0	254	2.49	0	2	2	0.02	1	17	-
3	Olson, Amber	108	10	0.09	3	23	.304	635	5.88	19	13	0.18	1	227	2.10	0	10	10	0.09	1	36	-
13	Perez, Paulina	27	3	0.11	4	13	-.077	1	0.04	1	4	0.04	1	12	0.44	1	1	2	0.07	1	0	-
4	Pingel, Jordan	112	3	0.03	3	10	.000	136	1.21	20	22	0.18	21	571	5.10	0	0	0	0.00	0	0	-
5	Wilson, Bailey	84	1	0.01	0	2	.500	2	0.02	4	2	0.05	15	90	1.07	0	0	0	0.00	0	0	-
11	Walters, Jewel	2	0	0.00	1	1	-1.000	0	0.00	0	0	0.00	0	0	0.00	0	0	0	0.00	0	0	-
33	Painter, Mary Kate	24	0	0.00	0	0	.000	1	0.04	1	4	0.04	1	4	0.17	0	0	0	0.00	0	0	-
9	Harper, Lache	3	0	0.00	0	0	.000	1	0.33	0	0	0.00	0	0	0.00	0	0	0	0.00	0	0	-
UCF		112	1564	13.96	528	4240	.244	1487	13.28	104	129	0.93	108	1931	17.24	51	509	305.5	2.73	42	58	-
Opponents		112	1430	12.77	671	4323	.176	1358	12.12	108	190	0.96	104	1885	16.83	42	347	215.5	1.92	39	50	-

Team Statistics	UCF	OPP
ATTACK		
Kills	1564	1430
Errors	528	671
Total Attacks	4240	4323
Attack Pct	.244	.176
Kills/Set	14.0	12.8
SET		
Assists	1487	1358
Attempts	4251	4387
Assist Pct	.350	.310
Assists/Set	13.3	12.1
SERVE		
Aces	104	108
Errors	129	190
Attempts	2579	2312
Serve Pct	.950	.918
Aces/Set	0.9	1.0
SERVE RECEPTIONS		
Errors	108	104
Errors/Set	1.0	0.9
Attempts	2119	2447
Reception Pct	.949	.957
DEFENSE		
Digs	1931	1885
Digs/Set	17.2	16.8
BLOCKING		
Block Solo	51	42
Block Assist	509	347
Total Blocks	305.5	215.5
Blocks/Set	2.7	1.9
Block Errors	42	39
Ball handling errors	58	50
ATTENDANCE		
Total	8288	8082
Dates/Avg Per Date	16/518	11/735
Neutral site #/Avg	3/57	-
Current win streak	24	-
Home win streak	16	-

Date	Opponent	Score	Score by set	Att.
Aug 24	vs FGCU	w 3-1	25-16,14-25,25-21,25-16	170
Aug 25	vs FAU	w 3-0	25-16,25-18,25-20	0
Aug 25	at Miami	L 0-3	22-25,20-25,20-25	630
Aug 31	vs LOU	L 0-3	18-25,22-25,18-25	0
Sep 01	#7 USC	w 3-1	25-18,26-24,12-25,25-23	203
Sep 02	at #4 UF	L 1-3	24-26,25-17,23-25,17-25	3323
Sep 07	FIU	w 3-0	25-16,25-21,25-23	0
Sep 07	UIC	w 3-1	25-16,20-25,25-12,25-16	604
Sep 08	WOFFORD	w 3-0	25-18,25-16,25-19	316
Sep 14	ALST	w 3-0	25-16,25-17,25-19	522
Sep 14	FGCU	w 3-0	25-15,25-20,25-18	522
Sep 15	YALE	w 3-2	25-22,25-23,16-25,24-26,15-13	488
*Sep 21	at USF	w 3-2	22-25,25-20,18-25,25-23,15-10	806
*Sep 28	at Tulane	w 3-1	15-25,25-19,25-21,25-20	671
*Sep 30	at Memphis	w 3-0	25-18,25-14,25-18	169
*Oct 07	WSU	w 3-1	20-25,25-22,25-23,25-18	478
*Oct 05	TULSA	w 3-1	25-20,25-22,20-25,25-23	417
*Oct 12	TEM	w 3-1	26-24,25-23,21-25,25-17	369
*Oct 14	UCONN	w 3-1	18-25,25-19,25-16,25-16	621
*Oct 19	at ECU	w 3-0	25-19,25-20,25-21	602
*Oct 21	at Cincinnati	w 3-2	23-25,27-25,25-15,25-27,15-6	503
*Oct 26	HOU	w 3-2	25-20,20-25,20-25,25-14,15-10	728
*Oct 28	SMU	w 3-1	25-17,25-16,21-25,25-14	508
*Nov 01	at UCONN	w 3-0	25-17,26-24,25-19	341
*Nov 03	at TEM	w 3-1	25-14,25-20,17-25,31-29	367
*Nov 09	CINCINNATI	w 3-2	25-27,27-25,16-25,25-17,15-11	764
*Nov 11	ECU	w 3-0	25-17,25-16,25-23	732
*Nov 16	at SMU	w 3-0	25-21,25-22,25-23	417
*Nov 18	at HOU	w 3-1	25-27,25-17,25-18,25-23	253
*Nov 21	USF	w 3-0	25-21,25-15,25-20	1016

Record in 3-set matches:11-2 • Record in 4-set matches:11-1 • Record in 5-set matches:5-0



**2018 UCF Volleyball
UCF Combined Team Statistics (as of Nov 24, 2018)
Conference matches**

Overall record: 18-0 Conf: 18-0 Home: 9-0 Away: 9-0 Neutral: 0-0

#	Player	sp	Attack					Set		Serve			Dig			Blocking					points	
			k	k/s	e	ta	pct	a	a/s	sa	se	sa/s	re	dig	dig/s	bs	ba	total	blk/s	be		bhe
20	Melville, McKenna	70	314	4.49	110	897	.227	10	0.14	13	9	0.19	28	261	3.73	9	26	35	0.50	4	2	-
15	Fisher, Kristina	70	210	3.00	63	611	.241	8	0.11	7	7	0.10	8	133	1.90	5	20	25	0.36	3	0	-
32	Watson, Anne-Marie	68	148	2.18	59	416	.214	4	0.06	0	0	0.00	0	29	0.43	5	75	80	1.18	3	0	-
12	Garcia, Briana	50	101	2.02	42	283	.208	0	0.00	0	0	0.00	0	20	0.40	2	30	32	0.64	2	0	-
7	Moravec, Nerissa	70	92	1.31	18	193	.383	5	0.07	0	0	0.00	0	32	0.46	6	83	89	1.27	11	0	-
21	Wesolich, Kathryn	70	53	0.76	25	145	.193	13	0.19	8	14	0.11	0	48	0.69	1	91	92	1.31	1	0	-
2	Olson, Erin	60	15	0.25	2	48	.271	371	6.18	8	11	0.13	0	157	2.62	0	0	0	0.00	1	9	-
14	Sabol, Alli	24	14	0.58	7	64	.109	0	0.00	0	0	0.00	0	3	0.12	0	19	19	0.79	3	0	-
3	Olson, Amber	66	10	0.15	3	23	.304	403	6.11	13	7	0.20	1	160	2.42	0	9	9	0.14	1	27	-
4	Pingel, Jordan	70	2	0.03	1	5	.200	94	1.34	14	13	0.20	17	388	5.54	0	0	0	0.00	0	0	-
5	Wilson, Bailey	46	1	0.02	0	2	.500	1	0.02	2	2	0.04	10	44	0.96	0	0	0	0.00	0	0	-
13	Perez, Paulina	19	1	0.05	2	6	-.167	1	0.05	1	3	0.05	0	9	0.47	0	1	1	0.05	1	0	-
11	Jewel Walters	1	0	0.00	0	0	.000	0	0.00	0	0	0.00	0	0	0.00	0	0	0	0.00	0	0	-
33	Painter, Mary Kate	16	0	0.00	0	0	.000	1	0.06	0	3	0.00	0	2	0.12	0	0	0	0.00	0	0	-
9	Harper, Lache	3	0	0.00	0	0	.000	1	0.33	0	0	0.00	0	0	0.00	0	0	0	0.00	0	0	-
	UCF	70	963	13.76	332	2696	.234	915	13.07	66	69	0.94	67	1286	18.37	28	354	205.0	2.93	30	38	-
	Oponents	70	895	12.79	438	2811	.163	851	12.16	67	121	0.96	66	1241	17.73	28	225	140.5	2.01	25	40	-

Team Statistics	UCF	OPP
ATTACK		
Kills	963	895
Errors	332	438
Total Attacks	2696	2811
Attack Pct	.234	.163
Kills/Set	13.8	12.8
SET		
Assists	915	851
Attempts	2699	2847
Assist Pct	.339	.299
Assists/Set	13.1	12.2
SERVE		
Aces	66	67
Errors	69	121
Attempts	1627	1442
Serve Pct	.958	.916
Aces/Set	0.9	1.0
SERVE RECEPTIONS		
Errors	67	66
Errors/Set	1.0	0.9
Attempts	1319	1556
Reception Pct	.949	.958
DEFENSE		
Digs	1286	1241
Digs/Set	18.4	17.7
BLOCKING		
Block Solo	28	28
Block Assist	354	225
Total Blocks	205.0	140.5
Blocks/Set	2.9	2.0
Block Errors	30	25
Ball handling errors	38	40
ATTENDANCE		
Total	5633	4129
Dates/Avg Per Date	9/626	9/459
Neutral site #/Avg	0/0	-
Current win streak	18	-
Home win streak	9	-

Date	Opponent	Score	Score by set	Att.
*Sep 21	at USF	w 3-2	22-25,25-20,18-25,25-23,15-10	806
*Sep 28	at Tulane	w 3-1	15-25,25-19,25-21,25-20	671
*Sep 30	at Memphis	w 3-0	25-18,25-14,25-18	169
*Oct 07	WSU	w 3-1	20-25,25-22,25-23,25-18	478
*Oct 05	TULSA	w 3-1	25-20,25-22,20-25,25-23	417
*Oct 12	TEM	w 3-1	26-24,25-23,21-25,25-17	369
*Oct 14	UCONN	w 3-1	18-25,25-19,25-16,25-16	621
*Oct 19	at ECU	w 3-0	25-19,25-20,25-21	602
*Oct 21	at Cincinnati	w 3-2	23-25,27-25,25-15,25-27,15-6	503
*Oct 26	HOU	w 3-2	25-20,20-25,20-25,25-14,15-10	728
*Oct 28	SMU	w 3-1	25-17,25-16,21-25,25-14	508
*Nov 01	at UCONN	w 3-0	25-17,26-24,25-19	341
*Nov 03	at TEM	w 3-1	25-14,25-20,17-25,31-29	367
*Nov 09	CINCINNATI	w 3-2	25-27,27-25,16-25,25-17,15-11	764
*Nov 11	ECU	w 3-0	25-17,25-16,25-23	732
*Nov 16	at SMU	w 3-0	25-21,25-22,25-23	417
*Nov 18	at HOU	w 3-1	25-27,25-17,25-18,25-23	253
*Nov 21	USF	w 3-0	25-21,25-15,25-20	1016

Record in 3-set matches:6-0 • Record in 4-set matches:8-0 • Record in 5-set matches:4-0



2018 UCF Volleyball
UCF Team Match-by-Match Comparison (as of Nov 24, 2018)
All matches

Date	Opponent	Score	Kills	Errors	TA	Hlt%	Assists	SA	SE	RE	Digs	Blocks	BS	BA	BE	BHE
Aug 24, 2018	vs FGCU	3-1	54/42	22/24	157/149	.204/.121	51/42	3/3	9/7	3/3	72/71	10.0/6.0	2/1	16/10	0/1	1/0
Aug 25, 2018	vs FAU	3-0	49/31	10/15	106/105	.368/.152	48/28	6/4	5/4	4/6	52/40	3.0/4.0	1/2	4/4	0/0	1/1
Aug 25, 2018	at Miami	0-3	42/44	15/10	96/92	.281/.370	38/39	1/6	7/6	6/1	31/34	6.0/8.0	0/2	12/12	0/0	3/1
Aug 31, 2018	vs LOU	0-3	33/47	19/13	105/94	.133/.362	31/46	3/3	4/7	3/3	32/47	4.0/10.0	0/1	8/18	1/0	2/1
Sep 01, 2018	USC	3-1	66/50	25/14	183/153	.224/.235	64/48	1/6	8/5	6/1	81/78	4.0/6.0	0/0	8/12	1/3	0/2
Sep 02, 2018	at UF	1-3	53/60	20/20	158/153	.209/.261	51/57	1/1	10/11	1/1	63/72	8.0/8.0	2/1	12/14	1/2	0/1
Sep 07, 2018	FIU	3-0	35/38	13/23	111/122	.198/.123	35/34	6/3	2/9	3/6	54/51	13.0/6.0	2/0	22/12	2/1	4/1
Sep 07, 2018	UIC	3-1	54/47	13/30	126/139	.325/.122	49/45	2/2	3/5	2/2	53/55	15.0/5.0	5/2	20/6	1/0	3/2
Sep 08, 2018	WOFFORD	3-0	52/38	12/18	115/117	.348/.171	46/38	2/1	2/4	1/2	50/45	7.0/4.0	4/2	6/4	1/3	0/0
Sep 14, 2018	ALST	3-0	47/30	13/14	91/87	.374/.184	47/28	8/3	4/3	3/8	35/28	6.5/6.0	0/1	13/10	1/2	2/1
Sep 14, 2018	FGCU	3-0	52/40	9/18	116/118	.371/.186	51/37	4/0	2/2	0/4	49/46	9.0/4.0	5/1	8/6	1/0	1/0
Sep 15, 2018	YALE	3-2	64/68	25/34	180/183	.217/.186	61/65	1/9	4/6	9/1	73/77	15.0/8.0	2/1	26/14	3/2	3/0
Sep 21, 2018	at USF	3-2	69/65	28/21	195/192	.210/.229	64/62	2/3	4/9	3/2	86/84	9.0/10.0	1/1	16/18	1/1	0/2
Sep 28, 2018	at Tulane	3-1	55/50	23/23	154/158	.208/.171	55/50	3/4	6/5	4/3	75/69	9.0/13.0	0/0	18/26	2/2	1/0
Sep 30, 2018	at Memphis	3-0	37/33	8/21	94/106	.309/.113	34/32	7/3	5/9	3/7	45/43	8.0/4.0	0/1	16/6	0/2	1/0
Oct 07, 2018	WSU	3-1	54/60	14/27	161/167	.248/.198	47/56	2/4	3/7	4/2	75/83	14.0/5.0	5/1	18/8	2/0	5/3
Oct 05, 2018	TULSA	3-1	53/50	24/21	175/171	.166/.170	49/48	4/7	6/12	7/4	88/85	9.0/6.0	3/0	12/12	3/2	2/4
Oct 12, 2018	TEM	3-1	63/59	17/27	173/180	.266/.178	58/57	1/6	2/6	6/1	81/82	13.0/5.0	2/2	22/6	1/2	5/0
Oct 14, 2018	UCONN	3-1	51/47	21/24	119/136	.252/.169	51/43	4/3	5/13	3/4	59/43	9.0/9.0	1/3	16/12	1/2	0/1
Oct 19, 2018	at ECU	3-0	44/36	17/17	122/124	.221/.153	43/35	5/0	4/5	0/5	62/55	8.0/8.0	3/2	10/12	1/2	2/2
Oct 21, 2018	at Cincinnati	3-2	60/61	20/34	166/174	.241/.155	58/58	6/4	3/7	4/6	70/74	21.5/10.0	1/1	41/18	1/2	8/7
Oct 26, 2018	HOU	3-2	64/58	28/27	197/195	.183/.159	61/56	4/5	2/7	5/4	95/91	10.0/13.0	1/3	18/20	2/4	0/1
Oct 28, 2018	SMU	3-1	63/41	19/24	158/160	.278/.106	60/37	2/3	3/5	3/2	81/70	13.0/9.0	0/1	26/16	2/0	3/2
Nov 01, 2018	at UCONN	3-0	39/37	11/22	115/129	.243/.116	37/35	4/2	6/6	2/4	60/58	12.0/5.0	3/1	18/8	3/2	3/5
Nov 03, 2018	at TEM	3-1	56/65	15/30	165/177	.248/.198	54/61	2/2	3/7	2/2	70/80	18.0/6.0	2/1	32/10	3/1	3/2
Nov 09, 2018	CINCINNATI	3-2	64/65	20/30	190/201	.232/.174	58/61	2/9	7/8	9/2	87/92	15.0/10.0	2/5	26/10	1/1	3/1
Nov 11, 2018	ECU	3-0	48/36	12/15	106/106	.340/.198	48/35	7/4	2/2	4/7	48/43	5.5/3.0	1/1	9/4	3/1	0/3
Nov 16, 2018	at SMU	3-0	45/41	18/21	132/137	.205/.146	44/37	2/1	4/4	1/2	66/63	12.0/10.0	3/2	18/16	2/0	0/2
Nov 18, 2018	at HOU	3-1	56/57	21/33	162/183	.216/.131	54/55	4/3	2/6	3/4	84/77	11.0/8.0	0/2	22/12	1/1	2/2
Nov 21, 2018	USF	3-0	42/34	16/21	112/115	.232/.113	40/33	5/4	2/3	4/5	54/49	8.0/6.5	0/1	16/11	1/0	0/3

Note: Match totals are displayed in the format TEAM/OPPONENT for each category





1 | Jewel Walters
DS | 5'5 | So.
Williamsburg, Va.
VCU



2 | Erin Olson
S | 5'9 | Jr.
Cary, Ill.
Bradley



3 | Amber Olson
S | 6'0 | Fr.
Cary, Ill.
Cary-Grove HS




4 | Jordan Pingel
L | 5'7 | Sr.
Colorado Springs, Colo.
Air Academy HS



5 | Bailey Wilson
DS/L | 5'4 | Fr.
Tampa, Fla.
Plant HS



7 | Nerissa Moravec
MB | 6'2 | R-So.
Lincoln, Neb.
Lincoln Southeast HS




9 | Laché Harper
OH/MB | 6'2 | R-So.
Richmond, Va.
L.C. Bird HS



12 | Briana Garcia
RS | 6'0 | Fr.
League City, Texas
Clear Falls




13 | Paulina Perez-Rosas
OH | 6'0 | Fr.
Guanica, P.R.
Colegio San Benito



14 | Alli Sabol
RS | 6'3 | Jr.
Dublin, Ohio
Dublin Coffman HS



15 | Kristina Fisher
OH | 5'11 | So.
Austin, Texas
Anderson HS



20 | McKenna Melville
OH | 6'1 | Fr.
Eagan, Mich.
Eagan HS



21 | Kathryn Wesolich
MB | 6'2 | Fr.
Wildwood, Mo.
Lafayette HS



32 | Anne-Marie Watson
OH | 6'0 | So.
Oviedo, Fla.
Hagerty HS



33 | Mary Kate Painter
L/DS | 5'4 | So.
Philadelphia, Penn.
Archbishop Carroll HS



Todd Dagenais
Head Coach
11th Season
Central Michigan




Jenny Maurer
Associate Head Coach
3rd Season
Washington St. Louis



Brian Doyon
Assistant Coach
2nd Season
Syracuse



T.J. Read
Director of Operations
1st Season
Ohio State



Brian Waltos
Athletic Trainer
1st Season

