



GAME 28 • UCF AT HOUSTON

Director, Strategic Communications: Daniel Forcella | Cell: (207) 650-6790 | Email: dforcella@athletics.ucf.edu

Assistant Director, Strategic Communications: Kelly Cartner | Cell: (248) 978-5201 | Email: kcartner@athletics.ucf.edu

GAME INFORMATION

Date Saturday, March 2
 Time 4 p.m. ET/3 p.m. CT
 Site Houston, Texas
 Stadium Fertitta Center
 Capacity 7,100
 TV ESPN
 Play-by-Play Rece Davis
 Analyst Jay Bilas
 Sideline Maria Taylor
 Radio FM96.9/AM740 The Game
 Play-by-Play Marc Daniels
 Twitter @UCF_MBB
 Hashtag #ChargeOn

SCHEDULE/RESULTS

O29	Flagler&		W, 86-69
N6	Rider	ESPN3	W, 84-70
N11	FAU	ESPN3	L, 80-79
N15	vs. Cal State Fullerton#	ESPN3	W, 68-52
N16	vs. Saint Joseph's#	ESPN2	W, 77-57
N18	vs. Western Kentucky#	ESPN2	W, 78-62
N24	Northern Kentucky	ESPN3	W, 66-53
N29	Alabama	ESPNU	W, 70-64
D2	at Missouri	ESPNU	L, 64-62 (ot)
D8	Grambling	ESPN3	W, 70-45
D11	Georgia Southern	ESPN3	W, 95-88
D16	Stetson	ESPN3	W, 90-65
D21	Illinois State	ESPN3	W, 77-56
J2	Temple*	ESPNNews	W, 78-73
J5	at UConn*	ESPNNews	W, 65-53
J13	ECU*	ESPNU	W, 76-65
J16	at Wichita State*	CBSSN	L, 75-67
J19	Tulsa*	ESPNU	W, 64-62
J23	at Tulane*	ESPN3	W, 75-50
J27	at Memphis*	CBSSN	L, 77-57
J31	UConn*	ESPNU	W, 73-67
F7	#12/12 Houston*	CBSSN	L, 77-68
F10	at SMU*	ESPNNews	W, 71-65
F13	S. Florida*	ESPNNews	W, 78-65
F16	Memphis*	ESPN2	W, 79-72
F21	at Cincinnati*	ESPN2	L, 60-55
F24	SMU*	CBSSN	W, 95-48
F27	at S. Florida*	ESPN3	W, 75-63
M2	at Houston*	ESPN	4 p.m.
M7	Cincinnati*	ESPN2	7 p.m.
M9	at Temple*	ESPN2/News	4 p.m.
M14	AAC First Round%	TBD	TBD
M15	AAC Quarterfinals%	TBD	TBD
M16	AAC Semifinals%	TBD	TBD
M17	AAC Finals%	TBD	TBD

* American Athletic Conference contest
 & Exhibition contest
 # Myrtle Beach Invitational
 % American Athletic Conference Tournament
 All times Eastern



UCF KNIGHTS (21-6, 11-4)
Head Coach: Johnny Dawkins (Duke, 1986)
Record at UCF: 64-31 (3rd Season)
Overall Record: 220-146 (11th Season)

(8/6) HOUSTON COUGARS (27-1, 14-1)
Head Coach: Kelvin Sampson (UNC Pembroke, 1978)
Record at Houston: 110-49 (5th Season)
Overall Record: 610-319 (30th Season)

UCFACTS

SETTING THE SCENE

- The Knights have been playing some of their best basketball of the season as of late, winning two in a row and five of their last six.
- After wins against SMU and at South Florida, UCF heads to Texas for a big road matchup against league-leading and No. 6/8 Houston on Saturday.
- The Knights are third in The American standings at 11-4 and in their final three games will take on the teams in first, second and fourth.
- UCF, which has built a great NCAA Tournament resume so far - ranking 31st in the NET, has three more chances to improve on that with games against the Cougars (4), Cincinnati (22) and Temple (57).

CLASH WITH THE COUGARS

- Saturday is an opportunity for UCF to avenge one of its four league and two home losses.
- Houston defeated the Knights 77-68 in Orlando back on Feb. 7.
- The Coogs have won each of the last four games between these two teams and lead the all-time series 15-10.
- Houston also ended the Knights' season a year ago, winning 84-56 in the AAC Quarterfinals.

AGAINST RANKED OPPONENTS

- The Knights are just 5-45 all-time against ranked opponents, but two of those five wins have come in the last two seasons under head coach Johnny Dawkins.
- UCF defeated No. 24 Alabama on the road last season and took down No. 15 Cincinnati at home in 2016-17.
- UCF's highest ranked win was a neutral site victory over No. 4 UConn in the Bahamas.
- A win Saturday would be the Knights' second highest ever and the highest in a true road game.

COLLEGE GAMEDAY

- Saturday marks the first time that the UCF men's basketball program will be a part of ESPN College Game Day.
- With UCF Football hosting Game Day this fall, the Knights are the only program in the nation to be a part of Game Day in both football and basketball this season.

21 REGULAR SEASON WINS

- With the win at South Florida, UCF earned its 21st victory of the season, the most regular season wins under Johnny Dawkins.
- The 21 regular season wins is the most since UCF went 21-9 back in 2011-12.
- A win on Saturday would mark UCF's most regular season wins since going 22-8 during the 2006-07 regular season.

A UCF WIN WOULD

- Be better than a loss
- Mark the program's most regular season wins since going 22-8 in 2006-07
- Snap a four-game skid against Houston
- Be UCF's sixth win against a ranked opponent and the highest ranked win on the road
- Put the Knights over .500 on the road at 5-4
- Give the Knights a 12-4 record in the AAC, their most AAC wins ever

RECORD BREAKDOWN

Overall	21-6
The American	11-4
Non-Conference	10-2
Home	14-2
Away	4-4
Neutral.....	3-0

Twitter: @UCF_MBB | Instagram: UCF.MBB | Facebook: /UCFMensBasketball



BY THE NUMBERS

Table comparing UCF Knights and Houston Cougars statistics across categories like Points, Defense, FG%, etc.

SERIES INFORMATION

Overall:..... Houston, 15-10
in Houston:..... Houston, 7-4
in Orlando:..... Tied, 6-6
at Neutral location:..... Houston, 2-0
Streak:..... Houston won 4
Last meeting:..... No. 12 Houston 77, UCF 68
..... Feb. 7, 2019
Last UCF win:..... UCF 77, Houston 70
..... Jan. 14, 2017

The all-time series between UCF and Houston dates back to 2006, when the Knights defeated the Cougars 66-56 on Jan. 14 in Houston.

The two teams have met 25 times, with Houston leading the series 15-10 and holding a 7-4 advantage in games played in Texas.

The Cougs have had the advantage as of late, winning each of the last four times out and six of the last seven matchups against the Knights.

Last season, UCF and Houston met just one time in the regular season, a 69-65 Cougar victory at CFE Arena on Feb. 3. Rob Gray led Houston with 20 points, while Corey Davis Jr. had 15 in the win. BJ Taylor led UCF with 15 points in the defeat.

The two teams also met in the American Athletic Conference Tournament, as Houston ended the Knights' season with a one-sided 84-56 triumph in the quarterfinals on March 9.

Earlier this season, Houston came to Orlando ranked No. 12 in the nation and won 77-68 behind 26 points from Corey Davis Jr.

KNIGHT NOTES

TACKO'S 20-20 VISION

- Before the season, head coach Johnny Dawkins challenged Tacko Fall to get a 20-20 game as a senior. He knew he was capable.
In UCF's 95-48 dismantling of SMU, Fall finished with a season-high 23 points and a career-high 20 rebounds.
It marked the first 20-20 game by a Knight in UCF Division I era
It also tied the UCF Division I era record for rebounds in a game, trailing only Ron Thornton (23) and Ed Fluitt (23, 21), who grabbed more in a single game in 1981 and 1971-72, respectively.

WINNING BY 47 POINTS IS A LOT

- Everything was clicking for UCF on Sunday, when the Knights took down SMU 95-48.
It was the third time this season the Knights scored 90 or more points, matching the Georgia Southern game for the most points scored in a game this season.
It was also the second least point an opponent has scored on UCF this season, trailing only the Grambling State game, when the Knights allowed just 45 points.
The 47-point margin was the largest margin of victory for UCF since winning by 54 over West Florida back in 2010.
The last time UCF won by 40 or more was against Jacksonville in 2013.

OFFENSIVE EFFICIENCY

- Known for their defense the last few years under Johnny Dawkins, the Knights have been extremely efficient offensively in 2018-19.
UCF is only fifth in The American with 73.8 points per game, but the Knights lead the league in field goal percentage, shooting 47.2 percent from the floor.
The Knights have shot over 50 percent 10 times and under 40 percent just twice this season.
In the win over Temple on Jan. 2, the Knights shot a season-high 60.4 percent from the field.
Last season, UCF held a 0.8 assist-to-turnover ratio, but in 2018-19, the Knights have a 1.2 assist-to-turnover ratio.

DOMINATING DEFENSE

- It's the defense that has dominated under Dawkins though, holding opponents to a combined 38.10 percent from the floor the previous two seasons, which led the nation during that time.
Only two teams in the nation were ranked in the top six in scoring defense in both 2016-17 and 2017-18, UCF and Virginia.
The Knights led the nation in defensive field goal percentage in 2016-17, holding opponents to 36.5 percent, and in 2017-18 they ranked third in the nation in scoring defense at 61.7.
UCF ranks second in The American in field goal percentage defense (39.1) and third in scoring defense (64.0), having held eight opponents to less than 60 points.
The Knights are 11-1 when allowing 63 points or less and 8-0 when holding opponents to less than 36 percent shooting from the field.

HOLDING THE LEAD

- The veteran group for UCF has been solid in holding a lead in 2018-19.
UCF is a perfect 21-0 when leading with two minutes remaining in the game.
Conversely, the Knights are 0-6 when tied or trailing with two minutes left on the clock.

TAKING CARE OF THE BALL

- UCF is much improved this season in not turning the ball over, ranking 37th in all of NCAA Division I with just 312 turnovers.
With 11.4 turnovers per game, the Knights would destroy the program record for fewest turnovers per game in a season if it ended today (13.0).
UCF has had six games this season with single digit turnovers, including a season-best of six against both Stetson and SMU.

TACKO TIME

- Tacko Fall leads The American and ranks seventh in the nation with 2.59 blocks per game.
He also leads the league with a 75.6 field goal percentage and would lead the nation if he made enough field goals per game to qualify.
Accumulating 265 blocks in his career, Fall is the all-time leader in career blocks at UCF.
The 7-foot-6 center was named to the Myrtle Beach Invitational's All-Tournament Team and was on the Kareem Abdul-Jabbar Award Preseason Watch List for the nation's best center.
The Knights are 16-1 this season when Fall scores in double figures.
Fall became the 20th member of UCF's 1,000-Point Club with 13 points against Houston.
In the win over South Florida, Fall scored 21 points and set a UCF record with 21 free throw attempts.
He matched a UCF Division I era record with 20 rebounds against SMU and became the first Knight in the program's D1 era to record a 20-20 game.



QUICK FACTS

UCF INFORMATION

Location	Orlando, Fla.
Founded	1963
Enrollment	67,000+
Nickname	Knights
Colors	Black and Gold
Conference	American Athletic
President	Dr. Dale Whittaker
Director of Athletics	Dr. Daniel J. White
Athletics Phone	(407) 823-2261
Ticket Office Phone	(407) 823-1000

CFE ARENA

Capacity	10,000
Year Opened	2007
Press Row Phone	(407) 823-2477

BASKETBALL HISTORY

First Year of Basketball	1969-70
First Year in Division I	1984-85
First Year in AAC	2013-14
All-Time Record	760-619/813-619*
NCAA Tournaments/Last	Four/2005

*2008-09 (17-14), 2009-10 (15-17), 2010-11 (21-12)
victories were vacated due to NCAA sanctions

TEAM INFORMATION

2017-18 Record	19-13
Conference Record/Finish	9-9/6th
Home Record	12-4
Road Record	5-7
Neutral Record	2-2
Conference Tournament	Quarterfinals
Postseason	--
Starters Returning/Lost	4/1
Letterwinners Returning/Lost	9/2
Newcomers	6

STRATEGIC COMMUNICATIONS

Director (MBB, Primary)	Daniel Forcella
Office Phone	(407) 823-2142
Cell Phone	(207) 650-6790
Email	dforcella@athletics.ucf.edu
Assistant Director (MBB, Secondary)	Kelly Cartner
Office Phone	(407) 823-6489
Email	kcartner@athletics.ucf.edu
Mailing Address	Spectrum Stadium 4465 Knights Victory Way Orlando, FL 32816
Website	www.UCFKnights.com
Twitter	@UCF_MBB
Instagram	UCF.MBB
Facebook	/UCFMensBasketball

KNIGHT NOTES

FALL FACTS

- Among the 40 tallest living human beings in the world.
- At 7-foot-6, he is the tallest player in NCAA Division I basketball and taller than any NBA player.
- Hand Length: 10.5 inches | Wingspan: 8 feet, 4 inches | Shoe Size: 22
- Successfully won all 27 tipoffs this season and each of the last 31 dating back to last season.

AWESOME AUBREY

- Aubrey Dawkins has been named the American Athletic Conference Player of the Week twice, and earned American Weekly Honor Roll accolades once this season.
- He is currently second on the team and 12th in The American with 15.2 points per game.
- Dawkins is also fourth on the team 5.1 rebounds per game.
- His 80.2 percent mark from the free throw line leads the Knights and ranks fifth in the AAC.
- Dawkins scored in double figures in his first 18 games as a Knight, the first player to do so in UCF's Division I era, and has scored in double figures in 25 of 27 games this season.
- He has been very impressive in eight true road games, averaging 18.3 points per game while shooting 54.7% from the field, 50.0% from three and 90.9% from the free throw line.

BIG SHOT BARRY

- BJ Taylor has led UCF in scoring each of his three seasons on the court, and now his 16.5 points per game leads the Knights and ranks eighth in The American in 2018-19.
- The Orlando native was named the Preseason Player of the Year and Preseason First Team All-Conference in The American.
- If he continues pace, Taylor could become the first player in UCF's D1 era to average 15+ points per game in three consecutive seasons.
- With a knack of getting to the line, Taylor ranks second all-time at UCF with 425 free throws made and is 19th in the nation this season with 156 free throws made.
- He also ranks seventh all-time with 310 assists and ninth with 171 three-pointers.
- Over the last seven games, Taylor has totaled 36 assists and just eight turnovers.

TAYLOR ALREADY IN THE CLUB

- Taylor became the 19th player in UCF history to join the 1,000-Point Club when he achieved the feat Feb. 21, 2018 at Tulsa.
- Taylor scored 1,000 points in just 66 games, believed to be the third fastest in UCF's Division I history behind Ken Leeks (1988-92) and Darryl Davis (1991-95).
- He now has 1,538 in his career, passing former teammate Matt Williams, Marcus Jordan and most recently D'Quarius Stewart for ninth place in program history.
- Taylor is one of just four players in UCF history to rank in the top 10 in program history in both points and assists.

BATTLING ON THE BOARDS

- The Knights hold a slight +2.1 advantage in rebounds over their opponents, but when they're doing it well it leads to wins.
- UCF is 17-0 on the season when outrebounding its opponent, and 19-0 when at least matching its opponent's rebound total.
- The Knights rank fifth in the league with 36.9 rebounds per game and are sixth in rebounding defense, allowing 34.8 per contest.

TERRELL TERRIFIC

- Terrell Allen has had a stellar 2018-19 campaign, averaging 7.3 points and ranking fifth in The American with 4.3 assists per game.
- Allen also ranks second in the league and 18th in the nation with a 2.97 assist-to-turnover ratio.
- He has had at least four assists in all but eight games this season.
- Allen is shooting well beyond the arc, converting 22 of his 51 attempts on the year.
- Over the last three games, he has had 20 assists to just four turnovers.
- The point guard had a career day in the win over Saint Joseph's in the semifinal of the Myrtle Beach Invitational, scoring a career-high 22 points on a career-best four three-pointers.

RECORD BY LINEUP

GUARD	GUARD	GUARD	FORWARD	CENTER	RECORD
Terrell Allen	B.J. Taylor	Aubrey Dawkins	Collin Smith	Tacko Fall	20-6
Terrell Allen	B.J. Taylor	Aubrey Dawkins	Chad Brown	Tacko Fall	1-0



LAST TIME VS. HOUSTON

#12 HOUSTON 77 • UCF 68
FEBRUARY 7 • ORLANDO, FLA.

Official Basketball Box Score -- Game Totals -- Final Statistics
Houston vs UCF
02/07/19 7:00 pm at Orlando, Fla. (CFE Arena)

Houston 77 • 22-1;9-1

Box score table for Houston 77 vs UCF 68, listing player stats including FG, 3-Ptr, Rebounds, PF, TP, A, TO, Blk, Stl, Min.

FG % 1st Half: 13-27 48.1% 2nd half: 12-30 40.0% Game: 25-57 43.9%
3FG % 1st Half: 5-13 38.5% 2nd half: 2-14 14.3% Game: 7-27 25.9%
FT % 1st Half: 9-10 90.0% 2nd half: 11-18 61.1% Game: 20-28 71.4%

UCF 68 • 16-5;6-3

Box score table for UCF 68 vs Houston 77, listing player stats including FG, 3-Ptr, Rebounds, PF, TP, A, TO, Blk, Stl, Min.

FG % 1st Half: 7-25 28.0% 2nd half: 16-29 55.2% Game: 23-54 42.6%
3FG % 1st Half: 3-12 25.0% 2nd half: 5-12 41.7% Game: 8-24 33.3%
FT % 1st Half: 8-17 47.1% 2nd half: 6-10 60.0% Game: 14-27 51.9%

Officials: Chuck Jones, Michael Roberts, Michael Stephens
Technical fouls: Houston-None. UCF-None.
Attendance: 6292

Score by periods table with columns for 1st, 2nd, and Total scores for Houston and UCF.

Points in the paint table with columns for In Paint, Off T/O, 2nd Chance, Fast Break, and Bench for Houston and UCF.

Last FG - HOU 2nd-00:35, UCF 2nd-00:11.
Largest lead - HOU by 20 2nd-07:12, UCF by 1 1st-18:42.
HOU led for 36:28. UCF led for 01:28. Game was tied for 01:49.

Score tied - 1 time.
Lead changed - 1 time.



GAME RECAP

ORLANDO (UCFknights.com) – The UCF men’s basketball team outscored No. 12 Houston 43-37 in the second half, but it wasn’t enough to overcome a 15-point first half deficit, as the league-leading Cougars won 77-68 at CFE Arena Thursday night.

“We competed against a very good basketball team,” UCF head coach Johnny Dawkins said. “As impressed as I was with them on tape, I was even more impressed in person. Their level of execution offensively, how well they move the basketball, and of course they’re a very good defensive team.

Houston (22-1, 9-1) remains tied with Cincinnati for the lead in the American Athletic Conference after taking down the Knights (16-5, 6-3). The Cougars are ranked 12th in the nation in both the AP Top 25 Poll and the USA Today Coaches Poll.

UCF was unable to get into any kind of a rhythm in the first half, shooting just 28.0 percent from the floor and 47.1 percent from the free throw line. Houston, on the other hand, shot 48.1 percent from the field and was 9-of-10 from the stripe to build a 40-25 advantage at the break.

“In the first half we dug a hole for ourselves,” Dawkins said. “Give them credit for the way they were playing. It knocked us back. In the second half, we responded and played the way we’re capable of, but when you’re playing a team that is that good, it’s a tough hill to climb.”

The Knights came out and played tough in the final 20 minutes, outscoring the Cougars by six and shooting 55.2 percent from the floor.

BJ Taylor scored 16 of his team-high 21 points in the second half to lead the way, but it wasn’t enough. Corey Davis Jr. scored 13 of his game-high 26 points in the second to keep the Knights at bay.

Davis was one of three Coogs in double figures, as Armoni Brooks had 14 and Galen Robinson Jr. finished with 12 points, seven assists and just one turnover.

Tacko Fall and Aubrey Dawkins both scored 13 points for the Knights. Fall became the 20th member of UCF’s 1,000-point club with his final basket of the game.



NUMERICAL ROSTER

No.	Name	Pos.	Ht.	Wt.	Pos.	Hometown/High School/Last College
0	Yuat Alok*	C	6-11	225	Jr.	Auckland, New Zealand/Impact Academy [Fla.]/Chipola CC/TCU
1	BJ Taylor	G	6-2	195	r-Sr.	Orlando, Fla. (Boone)
2	Terrell Allen	G	6-3	185	r-Jr.	Upper Marlboro, Md. (DeMatha Catholic/Drexel)
3	Dre Fuller Jr.	G	6-5	210	Fr.	Fayetteville, N.C. (Admiral Farragut [Fla.])
4	Cesar DeJesus	G	6-2	190	r-So.	West New York, N.J. (Mt. Zion Prep [Md.])
5	Myles Douglas	F	6-8	215	So.	Edgewood, Md. (Aberdeen)
10	Dayon Griffin	G	6-4	210	r-Sr.	St. Petersburg, Fla. (St. Petersburg/Louisiana Tech)
12	Xavier Grant	G	6-3	180	Fr.	Fort Lauderdale, Fla. (American Heritage)
13	Levy Renaud	G	6-2	180	Fr.	Fort Lauderdale, Fla. (NSU University School)
14	Ibrahim Famouke Doumbia*	F	6-7	205	So.	Bamako, Mali (Miami Country Day/South Carolina)
15	Aubrey Dawkins	G	6-6	205	r-Jr.	Durham, N.C. (New Hampton Prep [N.H.]/Michigan)
20	Frank Bertz	G	6-5	180	Jr.	Hesperia, Calif. (Sultana/East Los Angeles College)
21	Chad Brown	F	6-9	245	Sr.	Deltona, Fla. (Deltona)
22	Chance McSpadden	G	6-4	185	r-Jr.	Winter Haven, Fla. (Winter Haven)
24	Tacko Fall	C	7-6	310	Sr.	Dakar, Senegal (Liberty Christian Prep [Fla.])
25	Ryan Anders	F	6-6	220	Fr.	Tampa, Fla. (Wharton)
31	Anthony Catotti	G	6-4	200	r-Sr.	Oviedo, Fla. (Seminole)
35	Collin Smith	F	6-11	240	r-So.	Jacksonville, Fla. (Bolles School/George Washington)

*ineligible for 2018-19 due to NCAA transfer rules

Head Coach: Johnny Dawkins (Duke, 1986), Third Year
Assistant Coach: Kevin Norris (Miami, 1998), Third Year
Assistant Coach: Vince Taylor (Duke, 1982), Second Year
Assistant Coach: Robbie Laing (Troy, 1982), Third Year
Director of Operations: Jimmy Drew (DePaul, 2011), Third Year
Director of Player Development: Kelvin Johnson (Richmond, 1985), Second Year
Video Coordinator: Jaycob Ammerman (Flagler, 2013), Third Year
Director of Sports Performance: Alex Parr (Maryland, 2006), Third Year
Athletic Trainer: Jarrett Schweim (Florida, 2006), Fifth Year
Equipment Manager: John Whitford (Manchester, 1995), 16th Year

ALPHABETICAL

No.	Name	Yr.
2	Terrell Allen	r-Jr.
0	Yuat Alok	Jr.
25	Ryan Anders	Fr.
20	Frank Bertz	Jr.
21	Chad Brown	Sr.
31	Anthony Catotti	r-Sr.
15	Aubrey Dawkins	r-Jr.
4	Cesar DeJesus	r-So.
5	Myles Douglas	So.
14	Ibrahim Famouke Doumbia	So.
24	Tacko Fall	Sr.
3	Dre Fuller Jr.	Fr.
12	Xavier Grant	Fr.
10	Dayon Griffin	r-Sr.
22	Chance McSpadden	r-Jr.
13	Levy Renaud	Fr.
35	Collin Smith	r-So.
1	B.J. Taylor	r-Sr.

PRONUNCIATIONS

tuh - RELL, Allen
 YOO - at, A - lock
 Anthony, kuh - tah - dee
 SEE - zurr, duh - HAY - zeus
 TACO, Fall
 EE - bruh - heem, fuh - MOO - kay, DOOM - bee - uh
 DAY - on, Griffin
 LEV - ee, ray - NO

BY LOCATION

California		
20	Frank Bertz	Jr.
Florida		
25	Ryan Anders	Fr.
21	Chad Brown	Sr.
30	Anthony Catotti	r-Sr.
12	Xavier Grant	Fr.
10	Dayon Griffin	r-Sr.
22	Chance McSpadden	r-Jr.
13	Levy Renaud	Fr.
35	Collin Smith	r-So.
1	B.J. Taylor	r-Sr.
International		
0	Yuat Alok	Jr.
14	Ibrahim Famouke Doumbia	So.
24	Tacko Fall	Sr.
Maryland		
2	Terrell Allen	r-Jr.
5	Myles Douglas	So.
New Jersey		
4	Cesar DeJesus	r-So.
North Carolina		
15	Aubrey Dawkins	r-Jr.
3	Dre Fuller Jr.	Fr.

BY CLASS


Freshman (4)		
25	Ryan Anders	Fr.
3	Dre Fuller Jr.	Fr.
12	Xavier Grant	Fr.
13	Levy Renaud	Fr.
Sophomores (4)		
4	Cesar DeJesus	r-So.
5	Myles Douglas	So.
14	Ibrahim Famouke Doumbia	So.
35	Collin Smith	r-So.
Juniors (5)		
2	Terrell Allen	r-Jr.
0	Yuat Alok	Jr.
15	Aubrey Dawkins	r-Jr.
22	Chance McSpadden	r-Jr.
20	Frank Bertz	Jr.
Seniors (5)		
21	Chad Brown	Sr.
30	Anthony Catotti	r-Sr.
24	Tacko Fall	Sr.
10	Dayon Griffin	r-Sr.
1	B.J. Taylor	r-Sr.



B.J. TAYLOR
 #1 • G • r-Sr. • 6-2
 Orlando, Fla.




TERRELL ALLEN
 #2 • G • r-Jr. • 6-3
 Upper Marlboro, Md.



DRE FULLER JR.
 #3 • G • Fr. • 6-5
 Fayetteville, N.C.



CEASAR DEJESUS
 #4 • G • r-So. • 6-2
 West New York, N.J.



MYLES DOUGLAS
 #5 • F • So. • 6-8
 Edgewood, Md.



DAYON GRIFFIN
 #10 • G • r-Sr. • 6-4
 St. Petersburg, Fla.




AUBREY DAWKINS
 #15 • G • r-Jr. • 6-6
 Durham, N.C.



FRANK BERTZ
 #20 • G • Jr. • 6-5
 Hesperia, Calif.




CHAD BROWN
 #21 • F • Sr. • 6-9
 Deltona, Fla.



CHANCE MCSPADDEN
 #22 • G • r-Jr. • 6-4
 Winter Haven, Fla.



TACKO FALL
 #24 • C • Sr. • 7-6
 Dakar, Senegal



COLLIN SMITH
 #35 • F • r-So. • 6-11
 Jacksonville, Fla.



JOHNNY DAWKINS
 Head Coach
 Third Season



THE AMERICAN

STANDINGS

School	AAC	Overall	Streak
Houston	14-1	27-1	W12
Cincinnati	13-2	24-4	W4
UCF	11-4	21-6	W2
Temple	10-5	20-8	L1
Memphis	10-6	18-11	W3
South Florida	7-8	18-10	L2
Wichita State	6-8	13-13	L1
Tulsa	6-9	16-12	L2
SMU	5-10	13-14	L2
UConn	4-10	13-14	L5
ECU	3-12	10-17	L1
Tulane	0-14	4-22	L16

*through games played 2/27/19

STATISTICAL LEADERS

Scoring	Team	PPG
1. Jeremiah Martin	Memphis	19.4
2. Shizz Alston Jr.	Temple	19.0
3. Jarron Cumberland	Cincinnati	18.3
4. Markis McDuffie	Wichita	18.2
5. Jahmal McMurray	SMU	18.0
6. Jayden Gardner	ECU	17.1
7. Jalen Adams	UConn	17.0
8. BJ Taylor	UCF	16.5
9. Quinton Rose	Temple	16.1
10. Corey Davis Jr.	Houston	16.0

Rebounding	Team	RPG
1. Alexis Yetna	USF	9.5
2. Jayden Gardner	ECU	8.6
3. Samir Sehic	Tulane	7.7
4. Tacko Fall	UCF	7.3
5. Kyvon Davenport	Memphis	7.0

Field Goal Percentage	Team	Per.
1. Tacko Fall	UCF	75.6
2. Martins Igbanu	Tulsa	61.5
3. Josh Carlton	UConn	58.6
4. Alexis Yetna	USF	54.5
5. Jaime Echinique	Wichita	54.0

Assists	Team	APG
1. Laquincy Rideau	USF	5.6
2. Galen Robinson Jr.	Houston	5.4
2. Shizz Alston Jr.	Temple	5.1
4. Jeremiah Martin	Memphis	4.4
5. Terrell Allen	UCF	4.3

Free Throw Percentage	Team	Per.
1. Shizz Alston Jr.	Temple	90.1
2. Corey Davis Jr.	Houston	87.2
3. Jalen Adams	UConn	84.7
4. Markis McDuffie	Wichita	83.2
5. Aubrey Dawkins	UCF	80.2

Blocked Shots	Team	BPG
1. Tacko Fall	UCF	2.6
2. Josh Carlton	UConn	1.7
3. Jaime Echinique	Wichita	1.6
4. Nysier Brooks	Cincinnati	1.6
5. Brison Gresham	Houston	1.5

Assist-to-Turnover	Team	Ratio
1. Justin Jenifer	Cincinnati	4.1
2. Terrell Allen	UCF	3.0
3. Galen Robinson Jr.	Houston	3.0
4. Jimmy Whitt Jr.	SMU	2.9
5. Shizz Alston Jr.	Temple	2.1

through games played 2/27/19

PRESEASON HONORS

FIRST TEAM

Jalen Adams	Sr.	Guard	UConn
Jarron Cumberland	Jr.	Guard	Cincinnati
Jeremiah Martin	Sr.	Guard	Memphis
Quinton Rose	Jr.	Guard	Temple
B.J. Taylor	r-Sr.	Guard	UCF

SECOND TEAM

Corey Davis Jr.	Sr.	Guard	Houston
Tacko Fall	Sr.	Center	UCF
Jarrey Foster	Sr.	Guard	SMU
Markis McDuffie	Sr.	Forward	Wichita State
Jahmal McMurray	Sr.	Guard	SMU
Sterling Taplin	Sr.	Guard	Tulsa

PLAYER OF THE YEAR

B.J. Taylor	r-Sr.	Guard	UCF
-------------	-------	-------	-----

FRESHMAN OF THE YEAR

Nate Hinton	Fr.	Guard	Houston
-------------	-----	-------	---------

Rank Team (First Place Votes) Points

1.	UCF (6)	114
2.	Cincinnati (3)	107
3.	Houston (2)	103
4.	Memphis (1)	85
5.	UConn	75
6.	Temple	74
7.	SMU	63
8.	Wichita State	60
9.	Tulsa	48
10.	Tulane	23
11.	ECU	22
12.	S. Florida	18

WEEKLY HONORS

Player of the Week

Nov. 12 - Shizz Alston Jr.	Senior	Guard	Temple
Nov. 12 - Markis McDuffie	Senior	Forward	Wichita State
Nov. 19 - Aubrey Dawkins	Junior	Guard	UCF
Nov. 26 - Jarron Cumberland	Junior	Guard	Cincinnati
Dec. 3 - Armoni Brooks	Junior	Guard	Houston
Dec. 10 - DaQuan Jeffries	Senior	Guard	Tulsa
Dec. 17 - Shizz Alston Jr.	Junior	Guard	Temple
Dec. 17 - Galen Robinson Jr.	Junior	Guard	Houston
Dec. 24 - Jarron Cumberland	Junior	Guard	Cincinnati
Jan. 7 - Aubrey Dawkins	Junior	Guard	UCF
Jan. 14 - Nate Pierre-Louis	Sophomore	Guard	Temple
Jan. 21 - Jarron Cumberland	Junior	Guard	Cincinnati
Jan. 28 - Jarron Cumberland	Junior	Guard	Cincinnati
Feb. 4 - Markis McDuffie	Senior	Forward	Wichita State
Feb. 11 - Corey Davis Jr.	Senior	Guard	Houston
Feb. 18 - Shizz Alston Jr.	Senior	Guard	Temple
Feb. 25 - Jeremiah Martin	Senior	Guard	Memphis

Rookie of the Week

Nov. 12 - Jayden Gardner	Freshman	Forward	ECU
Nov. 19 - Tyler Harris	Freshman	Guard	Memphis
Nov. 26 - Cedrick Alley Jr.	Freshman	Forward	Houston
Dec. 3 - Jayden Gardner	Freshman	Forward	ECU
Dec. 10 - Tyler Harris	Freshman	Guard	Memphis
Dec. 17 - Alexis Yetna	Freshman	Forward	South Florida
Dec. 24 - Alexis Yetna	Freshman	Forward	South Florida
Jan. 7 - Nate Hinton	Freshman	Forward	Houston
Jan. 14 - Jayden Gardner	Freshman	Forward	ECU
Jan. 14 - Alexis Yetna	Freshman	Forward	South Florida
Jan. 21 - Jayden Gardner	Freshman	Forward	ECU
Jan. 28 - Alexis Yetna	Freshman	Forward	South Florida
Feb. 4 - Jamarius Burton	Freshman	Guard	Wichita State
Feb. 11 - Cedrick Alley Jr.	Freshman	Forward	Houston
Feb. 18 - Jayden Gardner	Freshman	Forward	ECU
Feb. 25 - Dexter Dennis	Freshman	Guard	Wichita State

UCF on the Honor Roll

B.J. Taylor	Senior	Guard	Nov. 12
B.J. Taylor	Senior	Guard	Dec. 3
B.J. Taylor	Senior	Guard	Dec. 10
Aubrey Dawkins	Junior	Guard	Feb. 11
B.J. Taylor	Senior	Guard	Feb. 18
Tacko Fall	Senior	Center	Feb. 25



TRENDS

Table with 2 columns: Trend Category and Value. Includes categories like 'Win the tip', 'Home games', 'Opponent Scores', etc.

THE LAST TIME

Table with 3 columns: Category, UCF, and Opponent. Lists various performance metrics and game results.

Table with 2 columns: Category and UCF Player. Lists specific player achievements and game statistics.



RECORDS WATCH

Career Field Goal Percentage

(min. 200 attempts)

1. Tacko Fall (2015-present)	.741 (467-630)
2. Willie Edison (1980-82)	.617 (246-399)
3. Tyrone Sparrow (1975-77)	.598 (158-264)
4. Jerry Prather (1974-78)	.584 (757-1,297)
5. Staphon Blair (2012-16)	.583 (215-369)

Career Rebound Average

1. Ed Fluitt (1971-73)	12.0
2. Ed Smith (1972-74)	9.9
3. Ruben Cotton (1979-81)	9.6
4. Ken Leeks (1988-92)	8.8
5. Jerry Prather (1974-78)	8.2
6. Keith Clanton (2009-13)	7.8
7. Lee Riley (1974-77)	7.7
8. Tacko Fall (2015-present)	7.6
9. Dan Faison (1983-85)	7.5
Don Mathis (1970-72)	7.5

Career Blocks

1. Tacko Fall (2015-present)	265
2. Keith Clanton (2009-13)	227
3. Ken Leeks (1988-92)	141
4. Paul Reed (2001-02)	127
5. Issac McKinnon (1979-83)	106
6. Staphon Blair (2012-16)	99
7. John Friday (1984-85, 86-87)	94
8. Chad Brown (2015-present)	91
9. Josh Bodden (2000-04)	88
10. Anthony Williams (2004-06)	86

Career Rebounds

1. Keith Clanton (2009-13)	1,000
2. Ken Leeks (1988-92)	942
3. Jerry Prather (1974-78)	849
4. Tacko Fall (2015-present)	832
5. Isaiah Sykes (2010-14)	764
6. Willy Belotte (1972-76)	698
7. Paul Reed (1999-02)	685
8. A.J. Davis (2015-18)	633
9. Dan Faison (1982-85)	626
10. Mario Lovett (1996-01)	608

Career Free Throws

1. Bo Clark (1975-77, 78-80)	456
2. BJ Taylor (2014-present)	425
3. Ken Leeks (1988-92)	413
4. Mike Clark (1969-73)	410
5. Keith Clanton (2009-13)	399
6. Marcus Jordan (2009-12)	350
7. Isaiah Sykes (2010-14)	335
8. A.J. Davis (2015-18)	319
9. Jermaine Taylor (2005-09)	308
10. Paul Reed (1999-02)	279

Career Points

1. Bo Clark (1975-77, 78-80)	2,866
2. Mike Clark (1969-73)	2,085
3. Jermaine Taylor (2005-09)	1,979
4. Jerry Prather (1974-78)	1,778
5. Ken Leeks (1988-92)	1,763
6. Keith Clanton (2009-13)	1,718
7. Isaiah Sykes (2010-14)	1,545
8. Darryl Davis (1991-95)	1,540
9. BJ Taylor (2014-present)	1,538
10. D'Quarius Stewart (1996-00)	1,387
Tacko Fall (2015-present)	1,095

Career 3-Point Field Goals

1. Matt Williams (2012-17)	274
2. Jermaine Taylor (2005-09)	251
3. Jason Thornton (1998-02)	220
4. Mike O'Donnell (2005-08)	195
5. Isaac Sosa (2008-11)	190
6. Josh Peppers (2003-07)	180
7. D'Quarius Stewart (1996-00)	175
Harry Kennedy (1995-97)	175
9. BJ Taylor (2014-present)	171
10. Ray Abellard (2001-03)	168

Career Assists

1. Sinua Phillips (1990-94)	531
2. Cory Perry (1996-00)	512
3. Al Miller (1999-03)	397
4. Mike Clark (1969-73)	361
5. Isaiah Sykes (2010-14)	336
6. Mike O'Donnell (2005-08)	319
7. BJ Taylor (2014-present)	310
8. Bo Clark (1975-77, 78-80)	302
9. Darryl Davis (1991-95)	294
10. Daiquan Walker (2012-16)	268

Single-Season Field Goal Percentage

(min. 100 attempts)

1. Tacko Fall (2017-18)	.767 (79-103)
2. Tacko Fall (2018-19)	.756 (124-164)
3. Tacko Fall (2015-16)	.750 (96-128)
4. Tacko Fall (2016-17)	.715 (168-235)
5. Davin Granberry (1997-98)	.672 (88-131)

Single-Season Free Throws

1. Marcus Jordan (2010-11)	165
2. Mike Clark (1970-71)	158
3. BJ Taylor (2018-19)	156
4. Bo Clark (1976-77)	144
5. Jermaine Taylor (2008-09)	138
Mike Clark (1971-72)	134
7. Ray Abellard (2002-03)	130
8. Bo Clark (1979-80)	129
9. BJ Taylor (2016-17)	126
Cleveland Jackson (1978-79)	126

Single-Season Free Throw Attempts

1. Mike Clark (1970-71)	225
2. Marcus Jordan (2010-11)	213
3. BJ Taylor (2018-19)	202
4. Isaiah Sykes (2013-14)	198
5. Isaiah Sykes (2012-13)	188
6. Ken Leeks (1991-92)	186
7. Mike Clark (1971-72)	185
8. Keith Clanton (2012-13)	177
9. Keith Clanton (2010-11)	176
10. BJ Taylor (2016-17)	175

Single-Season Rebounds

1. Ed Fluitt (1971-72)	364
2. Tacko Fall (2016-17)	343
3. Ruben Cotton (1979-80)	320
4. Dean Rossin (1980-81)	299
5. Ken Leeks (1990-91)	268

Single-Season Rebound Average

1. Ed Fluitt (1971-72)	14.0
2. Ruben Cotton (1979-80)	11.0
3. Dean Rossin (1980-81)	10.7
4. Ken Leeks (1990-91)	9.9
Wil Nix (1978-79)	9.9
6. Tacko Fall (2016-17)	9.5
7. Ed Smith (1973-74)	9.3
8. Ken Leeks (1989-90)	9.0
9. Paul Reed (2001-02)	8.9
Willy Belotte (1973-74)	8.9

Single-Season Blocks

1. Tacko Fall (2016-17)	94
2. John Friday (1986-87)	74
3. Tacko Fall (2015-16)	70
Tacko Fall (2018-19)	70
5. Keith Clanton (2012-13)	63
6. Keith Clanton (2010-11)	60
7. Keith Clanton (2011-12)	59
Tom Herzog (2010-11)	59
Isaac McKinnon (1983-84)	59
10. Paul Reed (2000-01)	56

Single-Game Field Goal Percentage

(min. 10 attempts)

1. Tacko Fall	1.000 (10-10)
	vs. Villanova (11/20/16)
Eddie Rhodes	1.000 (10-10)
	vs. Florida International (12/4/80)
Jerry Prather	1.000 (10-10)
	vs. Dickinson (1/10/76)
4. Keith Clanton	.933 (14-15)
	vs. Bethune-Cookman (12/12/12)
5. Tacko Fall	.917 (11-12)
	vs. Miami-Ohio (12/18/16)
6. Tacko Fall	.917 (11-12)
	at Stetson (12/2/15)
7. Tacko Fall	.909 (10-11)
	vs. Bethune-Cookman (12/21/16)
Pat Crocklin	.909 (10-11)
	vs. Mercer (2/22/86)
9. A.J. Davis	.900 (9-10)
	at Memphis (2/11/18)
Keith Clanton	.900 (9-10)
	vs. Alabama State (11/13/12)
Josh Peppers	.900 (9-10)
	at East Carolina (2/7/07)
Anthony Williams	.900 (9-10)
	vs. Campbell (12/16/04)
Ken Leeks	.900 (9-10)
	vs. UW-Milwaukee (12/15/90)

Single-Game Free Throws

1. Bennie Shaw vs. Medger Evers (12/18/75)	15
2. Jermaine Taylor vs. Sam Houston St. (1/3/09)	14
Stacey Castle vs. Georgia State (1/20/96)	14
Victor Saxton vs. Mercer (2/15/93)	14
Mike Clark vs. Greensboro (12/19/70)	14
6. BJ Taylor at Memphis (1/17/15)	13
Lavell Payne at Houston (1/24/07)	13
Brad Traina vs. Stetson (2/14/98)	13
Fred Crawford vs. FIU (2/12/88)	13

Single-Game Blocks

1. Tom Herzog vs. Bethune-Cookman (12/11/10)	8
Keith Clanton vs. SE Louisiana (12/4/10)	8
Tony Davis at USF (12/1/07)	8
4. Staphon Blair vs. USC Upstate (11/23/14)	7
Keith Clanton vs. Southern Miss (2/6/13)	7
John Friday vs. Delaware State (1/10/87)	7
John Friday vs. Western Illinois (1/5/87)	7
8. Tacko Fall at Missouri (12/2/18)	6
Tacko Fall vs. TCU (3/28/17)	6
Tacko Fall vs. Florida Atlantic (12/12/15)	6
Keith Clanton vs. Saint Thomas (11/12/11)	6
Anthony Williams vs. South Dakota St. (2/21/05)	6
Paul Reed vs. Stetson (1/2/02)	6
Dean Rossin vs. Florida Southern (2/9/80)	6

Single-Game Rebounds

1. Ron Thornton vs. Edward Waters (11/24/81)	23
Ed Fluitt vs. Embry-Riddle (12/1/71)	23
3. Ed Fluitt vs. Hawthorne (1/26/72)	21
4. Tacko Fall vs. SMU (2/24/19)	20
Paul Reed at Marist (12/22/01)	20
David Lewis vs. Eckerd (2/4/76)	20
Jim Flanagan vs. Florida Bible (1/11/71)	20
Don Mathis at Florida Bible (12/11/70)	20



NATIONAL POLLS

Associated Press Poll

Rk	Team	Record	Points
1	Gonzaga (44)	27-2	1569
2	Virginia (15)	24-2	1513
3	Duke (3)	24-3	1502
4	Kentucky (2)	23-4	1418
5	North Carolina	22-5	1326
6	Michigan State	23-5	1232
7	Tennessee	24-3	1190
8	Houston	26-1	1145
9	Michigan	24-4	1057
10	Marquette	23-4	1019
11	Texas Tech	22-5	938
12	Nevada	25-2	883
13	LSU	22-5	836
14	Purdue	20-7	820
15	Kansas	20-7	580
16	Kansas State	21-6	559
17	Maryland	21-7	549
18	Florida State	21-6	501
19	Wisconsin	19-8	466
20	Virginia Tech	21-6	392
21	Buffalo	24-3	288
22	Iowa	21-6	278
23	Cincinnati	23-4	263
24	Wofford	24-4	112
25	Washington	22-5	92

Others receiving votes: Louisville 90, Villanova 63, Iowa State 58, Mississippi State 28, Auburn 16, Baylor 10, VCU 4, Old Dominion 2, New Mexico State 1

USA Today Coaches Poll

Rk	Team	Record	Points
1	Gonzaga (26)	27-2	792
2	Virginia (2)	24-2	733
	Duke	24-3	733
4	Kentucky (4)	23-4	726
5	North Carolina	22-5	657
6	Houston	26-1	600
7	Tennessee	24-3	586
8	Michigan State	23-5	582
9	Marquette	23-4	526
10	Michigan	24-4	498
11	Texas Tech	22-5	454
12	Purdue	20-7	445
13	Nevada	25-2	425
14	LSU	22-5	382
15	Kansas State	21-6	291
16	Kansas	20-7	269
17	Florida State	21-6	266
18	Wisconsin	19-8	223
19	Virginia Tech	21-6	206
20	Maryland	21-7	204
21	Iowa	21-6	189
22	Cincinnati	23-4	173
23	Buffalo	24-3	138
24	Louisville	18-10	71
25	Washington	22-5	50
	Wofford	24-4	50

Others receiving votes: Iowa State 49, Villanova 40, Mississippi State 18, Baylor 7, Auburn 6, Furman 5, Arizona State 4, Florida 1, Hofstra 1

WEEK-BY-WEEK

Week	AP	Coaches	NET
Preseason	RV (15)	RV (5)	--
Week 2	--	RV (5)	--
Week 3	--	RV (2)	--
Week 4	RV (3)	RV (9)	49
Week 5	--	RV (5)	71
Week 6	--	RV (7)	61
Week 7	--	RV (7)	56
Week 8	--	RV (8)	46
Week 9	--	RV (9)	34
Week 10	RV (6)	RV (14)	31
Week 11	RV (17)	RV (26)	33
Week 12	--	RV (3)	37
Week 13	--	--	41
Week 14	--	--	43
Week 15	--	--	46
Week 16	--	--	40
Week 17	--	--	34
Week 18	--	--	--

MISCELLANEOUS STATS

Date	Opp.	W/L	Points in Paint			Pts Off TOs			2nd Chance Pts			Fast Break Pts		
			UCF	Opp	Diff	UCF	Opp	Diff	UCF	Opp	Diff	UCF	Opp	Diff
N6	Rider	W	42	30	+12	21	12	+9	9	22	-13	17	6	+11
N11	FAU	L	40	24	+16	17	13	+4	15	12	+3	11	12	-1
N15	vs. Fullerton	W	34	28	+6	15	11	+4	19	8	+11	8	13	-5
N16	vs. Saint Joe's	W	38	18	+20	19	11	+8	14	6	+8	14	12	+2
N18	vs. WKU	W	30	24	+6	23	12	+11	11	10	+1	11	14	-3
N24	NKU	W	30	18	+12	2	3	-1	14	5	+9	8	1	+7
N29	Alabama	W	28	34	-6	8	8	--	7	18	-11	13	6	+7
D2	at Missouri	L	18	20	-2	9	22	-13	7	16	-9	4	0	+4
D8	Grambling	W	20	24	-4	10	11	-1	13	14	-1	11	4	+7
D11	Ga. Southern	W	32	48	-16	8	18	-10	13	7	+6	7	20	-13
D16	Stetson	W	36	28	+8	15	8	+7	15	12	+3	26	10	+16
D21	Illinois State	W	38	18	+20	22	8	+14	14	7	+7	9	14	-5
J2	Temple	W	44	16	+28	19	9	+10	12	13	-1	14	15	-1
J5	at UConn	W	22	18	+4	20	19	+1	0	6	-6	14	7	+7
J13	ECU	W	24	22	+2	12	12	--	17	9	+8	24	12	+12
J16	at Wichita State	L	18	18	--	12	7	+5	9	8	+1	5	4	+1
J19	Tulsa	W	24	18	+6	12	9	+3	5	2	+3	12	23	-11
J23	at Tulane	W	40	20	+20	21	7	+14	17	14	+3	17	4	+13
J27	at Memphis	L	30	38	-8	12	13	-1	11	14	-3	11	5	+6
J31	UConn	W	32	22	+10	10	10	--	10	15	-5	16	17	-1
F7	Houston	L	22	20	+2	9	15	-6	4	9	-5	22	18	+4
F10	at SMU	W	32	24	+8	10	13	-3	6	15	-9	9	12	-3
F13	S. Florida	W	32	20	+12	19	6	+13	10	22	-12	7	10	-3
F16	Memphis	W	36	38	-2	18	15	+3	11	14	-3	27	19	+8
F21	at Cincinnati	L	14	16	-2	18	17	+1	6	12	-6	8	2	+6
F24	SMU	W	46	14	+32	2	3	-1	20	13	+7	13	1	+12
F27	at S. Florida	W	38	20	+18	16	10	+6	9	8	+1	9	9	--
M2	at Houston													
M7	Cincinnati													
M9	at Temple													

DUNK COUNTER

Player	Dunks
Terrell Allen	
Frank Bertz	3
Chad Brown	25
Aubrey Dawkins	17
Cesar DeJesus	
Tacko Fall	65
Dayon Griffin	1
Chance McSpadden	
Collin Smith	6
BJ Taylor	



JOHNNY DAWKINS head coach | third season



Johnny Dawkins was named UCF's seventh head men's basketball coach on Mar. 23, 2016 and has had immediate success in his first two seasons with the Knights.

Dawkins took over a 12-18 squad that hadn't finished above .500 since 2012-13 and led the Knights to a 24-12 record in his first season at the helm, the sixth best turnaround in the nation. With just seven scholarship players due to transfers and injuries, the Knights earned the fourth seed – their highest ever – in the American Athletic Conference Tournament, eventually falling to league champion

SMU in the semifinals.

A season full of firsts, UCF hosted its first NIT game in 2016-17, defeating Colorado for the program's first ever win in an NIT or NCAA Tournament game. The Knights went on to defeat top seeded Illinois State on the road, before coming home to the first ever sell-out crowd at CFE Arena and winning 68-58 over Illinois to earn a spot in the NIT Final Four.

Under Dawkins' leadership, UCF led all of NCAA Division I in defensive field goal percentage in 2016-17, holding opponents to just 36.5 percent from the floor. The Knights were also sixth in the nation, allowing only 61.2 points per game, and gave up 45 or less points in four games over the course of the year.

Dawkins was named a finalist for both the Jim Phelan and Ben Jobe National Coach of the Year awards his first season at UCF, but he also guided a number of his players to accomplishments along the way.

2016-17 Individual Honors

- Tacko Fall was named The American Defensive Player of the Year, Lefty Driesell Defensive All-America, and finalist for Kareem Abdul-Jabbar Award
- B.J. Taylor earned Second Team All-Conference honors from The American after leading UCF with 17.4 points per game
- Matt Williams set new UCF records for three-pointers in a career, in a season and in a game, before signing a professional contract with the Miami Heat

In year two at the helm, Dawkins had to deal with significant injuries to his three best players. His son, Aubrey Dawkins, missed the entire season with a shoulder injury, B.J. Taylor missed the first half of the season, and Tacko Fall missed the second half of the year. Taylor and Fall only played one game together.

Through the injuries, Dawkins led the Knights to a 19-13 record, second only to his first season record in the last five years of UCF Basketball.

The team also had a number of firsts in year two under Dawkins.

Firsts in 2017-18

- First win over UConn at home and first since joining The American
- First win over SMU since joining The American
- First win over Memphis on the road
- First win over a ranked opponent in a true road game, defeating No. 24 Alabama

And the defense was as good as ever in Dawkins' second year coaching the Black and Gold.

Defensive Accomplishments in 2017-18

- Held three opponents under 40 points
 - Before the season, UCF had only held two opponents to less than 40 points in 33-year Division I history
- Set new school record, holding SMU to 37 points
- Ranked third in the nation, holding opponents to 61.7 points per game
- Ranked 10th in the nation, holding opponents to 40.1 percent from the field

COACHING EXPERIENCE

2016-present	UCF	Head Coach
2008-16	Stanford	Head Coach
2000-08	Duke	Associate Head Coach
2006-08	USA Basketball	Player Personnel
1998-99	Duke	Assistant Coach

NBA EXPERIENCE

1994-95	Detroit Pistons
1989-94	Philadelphia 76ers
1986-89	San Antonio Spurs
1986	Drafted, Spurs - 10th Overall

In two years, Johnny Dawkins has led UCF to new heights on the basketball court, but he has done an even better job with his players in the classroom. With Dawkins at the helm, the Knights men's basketball program recorded an average semester team GPA over 3.0 for the first time in recorded history. They then did it again, setting a new program record with an average semester GPA of 3.03 this spring.

STANFORD STINT

Stanford put together four 20-win seasons in Dawkins' tenure as head coach. He is only the second coach in Stanford history with at least four 20-win seasons. Stanford's success on the court came against some of the toughest schedules in the nation. During the 2015-16 season, the Cardinal faced the sixth-most difficult slate in the country. A nation-leading 17 of Stanford's 30 games came against RPI Top 50 squads. Stanford's strength of schedule was rated in the top 50 each of the past four seasons, including two in the top 20, with an average rank of 27.75.

The Cardinal basketball program also excelled in the classroom during Dawkins' tenure, earning at least three Pac-12 All-Academic selections for five consecutive seasons and producing back-to-back Pac-12 Scholar-Athlete of the Year recipients (2014, 2015). Stanford also received annual national academic recognition, with three players earning National Association of Basketball Coaches (NABC) Honors Court status in 2015. The Cardinal was one of 20 NCAA Division I teams to earn an NABC Team Academic Excellence Award last season.

In 2012, Dawkins mentored Chasson Randle to become the consummate student-athlete. Randle finished that season as Stanford's all-time leading scorer and earned the program's first Academic All-America First Team selection since 2006. Under Dawkins, Stanford recorded back-to-back perfect Academic Progress Rate scores of 1000 in both the 2012-13 and 2013-14 reports, the two most recent to be released by the NCAA.

Player development was also markedly improved at Stanford under Dawkins' tutelage. Four Cardinal players were selected in the NBA Draft following their collegiate careers.

LEARNING FROM A LEGEND

The Washington, D.C. native coached for 10 years under the legendary Mike Krzyzewski at Duke. During Dawkins' decade as a coach at Duke, the Blue Devils won a national championship (2001), tallied six ACC regular season championships, recorded seven ACC Tournament titles and posted a 330-60 record. In four consecutive seasons from 1999-2002, Duke finished the regular season ranked No. 1 in both national polls, a first in college basketball history. Duke reached a No. 1 national ranking in seven of the 10 seasons with Dawkins on the coaching staff.

While at Duke, he also served as the Player Personnel Director for the USA Basketball Senior National Team from 2006-08.



DECORATED DUKIE

Following a prolific high school career at Mackin Catholic in Washington, D.C., Dawkins made his way to Duke, where he would become one of the most decorated players to step foot in Durham, North Carolina.

He played for the Blue Devils from 1983-86, earning Consensus All-America honors twice (1985, 1986). Dawkins was also voted as the 1986 Naismith National Player of the Year and named a Freshman All-American in 1983. During his collegiate career, he helped lead Duke to three NCAA Tournament berths, including an NCAA National Championship Game appearance in 1986. He was listed as an All-ACC honoree in all four seasons as a Blue Devil.

Dawkins finished his career as the school's all-time leading scorer and held that honor until 2006 when J.J. Redick surpassed his mark of 2,556 points. He recorded double-figure point totals in 129-of-133 collegiate games. Dawkins led the Blue Devils in scoring all four years, recording the fourth-highest season point total in school history with 809 in 1986. Dawkins remains Duke's career record-holder in field goals (1,026) and field goals attempted (2,019) while also owning the school's best single-season mark for field goals (331) during the 1986 campaign.

Dawkins was inducted into the Duke Sports Hall of Fame in September 1996. His jersey number 24 was retired by the school.

PROFESSIONAL EXPERIENCE

A 1986 first-round draft pick (10th overall) by San Antonio, Dawkins saw action in nine NBA seasons with the Spurs, Philadelphia 76ers and Detroit Pistons. He averaged 11.1 points and 5.5 assists over 541 career NBA games.

GIVING BACK TO THE GAME

Dawkins has served as a member of the National Association of Basketball Coaches Board of Directors since 2012. He also currently serves on the NCAA Division I Men's Basketball Ethics Coalition, an independent committee of current and former coaches, charged with promoting ethical conduct through leadership, education and mentoring opportunities, while identifying key issues challenging the coaching community.

COACHING RECORD

Year	School	Record	Pct
2008-09	Stanford	20-14	.588
2009-10	Stanford	14-18	.438
2010-11	Stanford	15-16	.484
2011-12	Stanford	26-11	.703
2012-13	Stanford	19-15	.559
2013-14	Stanford	23-13	.639
2014-15	Stanford	24-13	.649
2015-16	Stanford	15-15	.500
2016-17	UCF	24-12	.667
2017-18	UCF	19-13	.594
2018-19	UCF	21-6	.778
Total	11th Season	220-146	.601

COACHING HIGHLIGHTS

2008-09	CBI Semifinals
2011-12	NIT Champions
2012-13	NIT Second Round
2013-14	NCAA Sweet 16
2014-15	NIT Champions
2015-16	NIT Semifinals
Finalist for Jim Phelan National Coach of the Year	
Finalist for Ben Jobe National Coach of the Year	

COLLEGIATE CAREER

1982-86	Duke University
1985-86	Naismith National Player of the Year
	Consensus First Team All-America
	First Team All-ACC
	NCAA East Regional MVP
	ACC Tournament MVP
	Duke Team MVP
	Duke Co-Captain
1984-85	Consensus First Team All-America
	First Team All-ACC
	Duke Team MVP
1983-84	Second Team All-ACC
	Duke Team MVP
1982-83	Freshman All-America
	Second Team All-ACC
	Duke Team MVP

THE DAWKINS FILE

Hometown	Washington, D.C.
High School	Mackin Catholic
College	Duke, 1986



BJ TAYLOR

6-2 | 195 | r-senior | guard
orlando, fla. | boone hs



2018-19 HIGHS

Points	35	Ga. Southern (12/11/18)
Rebounds	5	3x, last Memphis (2/16/19)
Assists	7	2x, last at SMU (2/10/19)
Steals	3	ECU (1/13/19)
Blocks	1	#12 Houston (2/7/19)
FG made	10	Ga. Southern (12/11/18)
FG attempts	17	Ga. Southern (12/11/18)
3FG made	6	Ga. Southern (12/11/18)
3FG attempts	9	Ga. Southern (12/11/18)
FT made	12	Memphis (2/16/19)
FT attempts	14	Rider (11/6/18)

CAREER HIGHS

Points	35	Ga. Southern (12/11/18)
Rebounds	9	Stetson (11/16/14)
Assists	10	vs. Miss State (11/17/16)
Steals	4	Seattle (11/26/16)
Blocks	1	4x, last #12 Houston (2/7/19)
FG made	11	Tulane (1/14/15)
FG attempts	21	#11 Wichita St. (3/1/18)
3FG made	6	2x, last Ga. Southern (12/11/18)
3FG attempts	10	Memphis (2/22/15)
FT made	13	at Memphis (1/17/15)
FT attempts	15	at Memphis (1/17/15)

MISCELLANEOUS GAME STATS

Led team in scoring	46
Led team in rebounds	1
Led team in assists	45
Double Figure Points	80
Double Figure Rebounds	--
Double-Doubles	1
20-Point Games	29
30-Point Games	2
3+ Three Pointers	24
5+ Assists	23
3+ Steals	4
3+ Blocks	--

KNIGHT NOTES

2018-19

- Named to The American Weekly Honor Roll four times
 - Ninth all-time in program history with 1,538 career points, needing three to move into eighth and eight to move into seventh
 - With 425 career free throws made, he's now second in UCF history
 - He's also ninth in three-point field goals made (171) and seventh in assists (310)
 - Has led UCF in scoring in 46 of 98 games played in career
 - Scored in double figures in 25 out of 27 games on the season
 - In last seven outings has recorded 36 assists and just eight turnovers
 - Ranks eighth in The American with 16.5 points per game
 - Also ranks 11th in assists per game (3.4), ninth in free throw percentage (77.2), 12th in three-point percentage (37.7), 12th in threes made per game (1.9), and sixth in assist-to-to ratio (2.0).
 - Nationally, ranks 19th with 156 free throws made, which is the third most in a single-season at UCF
 - Memphis 2/16: Scored 25 points on 12-of-14 from the free throw line with five assists
 - South Florida 2/13: Scored 13 points with third straight game of seven assists and one turnover
 - Houston 2/7: Had 21 points, seven assists and no turnovers
 - UConn 1/31: Scored 21 points and went 9-of-10 from the free throw line
 - Temple 1/2: Led Knights with 24 points in conference opener
 - Ga. Southern 12/11: Scored a career-high 35 points on six three-pointers
 - Grambling 12/8: Led UCF with 21 points on three three-pointers
 - Alabama 11/29: Led the Knights with 24 points on 3-of-5 from three and 9-of-11 from the line
 - FAU 11/11: Scored 29 points on 9-of-14 from the field
 - Rider 11/6: Led the Knights with 22 points and four assists
 - Named Preseason Player of the Year in The American
 - Also named Preseason First Team All-Conference by the league's coaches
 - Additionally, named Preseason First Team All-Conference by FanRag Sports, NCAA.com, Blue Ribbon Yearbook, NBC Sports
 - NCAA.com named Taylor the #5 best senior heading into 2018-19 season
- ### 2017-18
- Became the 19th member of UCF's 1,000-Point Club, the third fastest to 1,000 points in UCF's Division I era.
 - Injured during first game of the season and missed 16 straight games with foot injury.

GAME-BY-GAME

Opponent	Date	gs	min	Total		3-Pointers		Free throws		Rebounds				pts	avg						
				fg	fga	fga	pct	ft	fta	pct	off	def	tot			avg					
RIDER	11/06/	*	33	5-13	.38	2-4	.50	10-14	.71	1	1	2	2.0	1	4	2	0	1	22	22.0	
FLA. ATLANTIC	11/11/	*	36	9-14	.64	1-3	.33	10-12	.83	1	1	2	2.0	2	0	0	0	1	29	25.5	
vs Cal St. Fullerton	11/15/	*	31	4-12	.33	2-3	.66	4-4	1.00	0	2	2	2.0	2	2	1	0	1	14	21.7	
vs Saint Joseph's	11/16/	*	33	2-7	.28	1-4	.25	0-0	.00	0	2	2	2.0	3	2	2	0	0	5	17.5	
vs Western Ky.	11/18/	*	37	3-11	.27	2-4	.50	5-7	.71	1	0	1	1.8	0	4	2	0	1	13	16.6	
NORTHERN KY.	11/24/	*	34	1-8	.12	1-4	.25	7-11	.63	0	5	5	2.3	1	3	1	0	1	10	15.5	
ALABAMA	11/29/	*	37	6-11	.54	3-5	.60	9-11	.81	0	0	0	2.0	2	2	3	0	1	24	16.7	
at Mizou	12/02/	*	32	2-10	.20	1-7	.14	7-7	1.00	0	2	2	2.0	4	4	3	0	0	12	16.1	
GRAMBLING	12/08/	*	35	5-13	.38	3-7	.42	8-9	.88	2	3	5	2.3	0	0	2	0	1	21	16.7	
GA. SOUTHERN	12/11/	*	38	10-17	.58	6-9	.66	9-11	.81	1	3	4	2.5	0	5	1	0	1	35	18.5	
STETSON	12/16/	*	26	3-8	.37	1-5	.20	3-3	1.00	0	2	2	2.5	1	2	0	0	1	10	17.7	
ILLINOIS ST.	12/21/	*	32	6-13	.46	1-6	.16	2-2	1.00	0	3	3	2.5	0	5	0	0	2	15	17.5	
TEMPLE	01/02/	*	36	7-12	.58	3-7	.42	7-12	.58	0	1	1	2.4	2	2	3	0	0	24	18.0	
at UConn	01/05/	*	38	2-7	.28	1-2	.50	7-12	.58	0	2	2	2.4	1	3	5	0	1	12	17.6	
EAST CAROLINA	01/13/	*	33	2-12	.16	0-6	.00	10-12	.83	1	1	2	2.3	4	6	2	0	3	14	17.3	
at Wichita St.	01/16/	*	33	4-10	.40	2-3	.66	5-9	.55	0	0	0	2.2	3	2	3	0	0	15	17.2	
TULSA	01/19/	*	32	3-11	.27	2-8	.25	7-10	.70	0	1	1	2.1	2	3	3	0	1	15	17.1	
at Tulane	01/23/	*	30	8-15	.53	1-4	.25	0-0	.00	1	2	3	2.2	1	3	1	0	1	17	17.1	
at Memphis	01/27/	*	31	3-11	.27	2-6	.33	2-2	1.00	0	1	1	2.1	0	2	1	0	1	10	16.7	
UCONN	01/31/	*	35	5-12	.41	2-3	.66	9-10	.90	0	0	0	2.0	2	3	4	0	1	21	16.9	
HOUSTON	02/07/	*	36	6-12	.50	2-7	.28	7-9	.77	0	2	2	2.0	3	7	0	0	1	21	17.1	
at SMU	02/10/	*	37	3-7	.42	2-4	.50	0-0	.00	0	2	2	2.0	0	7	2	0	1	8	16.7	
SOUTH FLA.	02/13/	*	29	3-6	.50	1-1	1.00	6-7	.85	2	1	3	2.2	3	7	1	0	0	13	16.5	
MEMPHIS	02/16/	*	39	5-11	.45	3-6	.50	12-14	.85	1	4	5	2.2	2	5	2	0	1	25	16.9	
at Cincinnati	02/21/	*	36	4-14	.28	2-8	.25	2-2	1.00	0	2	2	2.2	0	3	2	0	1	12	16.7	
SMU	02/24/	*	29	4-10	.40	4-8	.50	2-3	.66	0	2	2	2.2	1	2	0	0	0	14	16.6	
at USF	02/27/	*	37	4-10	.40	1-4	.25	6-9	.66	0	2	2	2.1	1	5	1	0	1	15	16.5	
Totals			27	915	119-297	.40	52-138	.37	156-202	.77	11	47	58	2.1	41	93	47	0	24	446	16.5

Games played: 27
 Minutes/game: 33.9
 Points/game: 16.5
 FG Pct: 40.1
 3FG Pct: 37.7
 FT Pct: 77.2

Rebounds/game: 2.1
 Assists/game: 3.4
 Turnovers/game: 1.7
 Assist/turnover ratio: 2.0
 Steals/game: 0.9



TERRELL ALLEN

6-3 | 185 | r-junior | guard
upper marlboro, md. | dematha catholic



KNIGHT NOTES

2018-19

- Ranks second in the league and 18th in the nation with a 2.97 assist-to-turnover ratio
- Has had at least four assists in 18 out of 27 games, ranking fifth in The American with 4.3 apg
- Leads the Knights with 36 steals and ranks 11th in the league with 1.3 steals per game
- Has made 22-of-51 attempts from three-point range (43.1%)
- Has had 20 assists to just four turnovers in last three outings
- Scored in double figures in three of the last five games
- SMU 2/24: Scored 11 points to go with eight assists and just one turnover
- Memphis 2/16: Scored in double figures for second straight game with 10 points and 6 boards
- South Florida 2/13: Scored 14 points on 2-of-3 from three-point range and had four assists
- ECU 1/13: Tied a career-high with eight rebounds to go with nine points and three assists
- Temple 1/2: Scored 11 points and tied a season high with seven assists
- Ga. Southern 12/11: Scored 12 points and had six assists
- WKU 11/18: Had eight points with seven assists and just one turnover
- Saint Joe's 11/16: Led UCF with career-high 22 points on career-high four three-pointers
- FAU 11/11: Had eight points with five assists and just one turnover
- Rider 11/6: Scored 13 points, had five rebounds and dished out four assists with just one turnover

2017-18

- Played in all 32 games, starting 22 in first season on the court with the Knights.
- Led the Knights with 88 assists and 43 steals.
- Finished 10th in the The American with 1.3 steals per game.
- Recorded multiple assists in 23 of 32 games.
- Averaged 5.5 points and 3.0 rebounds in 30.0 minutes per game.
- Named to American Athletic Conference Honor Roll once.

2018-19 HIGHS

Points	22	vs. Saint Joe's (11/16/18)
Rebounds	8	ECU (1/13/19)
Assists	8	SMU (2/24/19)
Steals	4	2x, last ECU (1/13/19)
Blocks	--	--
FG made	8	vs. Saint Joe's (11/16/18)
FG attempts	11	vs. Saint Joe's (11/16/18)
3FG made	4	vs. Saint Joe's (11/16/18)
3FG attempts	5	2x, last Ga. Southern (12/11/18)
FT made	6	at UConn (1/5/19)
FT attempts	6	3x, last ECU (1/13/19)

CAREER HIGHS

Points	22	vs. Saint Joe's (11/16/18)
Rebounds	8	2x, last ECU (1/13/19)
Assists	9	at Stetson (12/19/17)
Steals	5	2x, last vs. ECU (3/8/18)
Blocks	1	4x, last vs. Hofstra (3/5/16)
FG made	8	2x, last vs. Saint Joe's (11/16/18)
FG attempts	13	3x, last at JMU (1/21/16)
3FG made	4	vs. Saint Joe's (11/16/18)
3FG attempts	5	4x, last vs. Saint Joe's (11/16/18)
FT made	10	Delaware (2/25/16)
FT attempts	15	High Point (11/18/15)

MISCELLANEOUS GAME STATS

Led team in scoring	9
Led team in rebounds	3
Led team in assists	47
Double Figure Points	25
Double Figure Rebounds	--
Double-Doubles	--
20-Point Games	2
30-Point Games	--
3+ Three Pointers	1
5+ Assists	23
3+ Steals	18
3+ Blocks	--

GAME-BY-GAME

Opponent	Date	gs	min	Total		3-Pointers		Free throws		Rebounds					pts	avg					
				fg-fga	pct	3fg-fga	pct	ft-fga	pct	off	def	tot	avg	pf			a	l/o	blk	stl	
RIDER	11/06/	*	30	4-6	.66	1-2	.50	4-5	.80	1	4	5	5.0	2	4	1	0	0	13	13.0	
FLA. ATLANTIC	11/11/	*	28	3-7	.42	2-4	.50	0-0	.00	0	2	2	3.5	2	5	1	0	0	8	10.5	
vs Cal St. Fullerton	11/15/	*	33	3-7	.42	1-2	.50	0-0	.00	0	3	3	3.3	1	4	0	0	2	7	9.3	
vs Saint Joseph's	11/16/	*	38	8-11	.72	4-5	.80	2-2	1.00	0	3	3	3.3	3	6	1	0	3	22	12.5	
vs Western Ky.	11/18/	*	35	2-5	.40	0-0	.00	4-6	.66	0	2	2	3.0	2	7	1	0	4	8	11.6	
NORTHERN KY.	11/24/	*	26	2-6	.33	0-0	.00	1-4	.25	1	3	4	3.2	4	5	0	0	0	5	10.5	
ALABAMA	11/29/	*	34	2-4	.50	0-0	.00	1-2	.50	0	4	4	3.3	4	4	2	0	0	5	9.7	
at Mizzou	12/02/	*	38	2-5	.40	1-3	.33	1-2	.50	1	2	3	3.3	3	4	1	0	1	6	9.3	
GRAMBLING	12/08/	*	29	1-1	1.00	1-1	1.00	0-0	.00	0	3	3	3.2	1	4	1	0	2	3	8.6	
GA. SOUTHERN	12/11/	*	33	5-9	.55	2-5	.40	0-0	.00	0	2	2	3.1	2	6	2	0	0	12	8.9	
STETSON	12/16/	*	25	3-6	.50	2-3	.66	0-1	.00	0	5	5	3.3	0	5	3	0	0	8	8.8	
ILLINOIS ST.	12/21/	*	23	1-6	.16	0-2	.00	2-2	1.00	0	4	4	3.3	4	2	1	0	1	4	8.4	
TEMPLE	01/02/	*	34	3-4	.75	1-1	1.00	4-5	.80	1	4	5	3.5	0	7	4	0	1	11	8.6	
at UConn	01/05/	*	30	1-5	.20	0-2	.00	6-6	1.00	0	3	3	3.4	1	4	1	0	3	8	8.6	
EAST CAROLINA	01/13/	*	30	3-5	.60	1-2	.50	2-6	.33	0	8	8	3.7	2	3	3	0	4	9	8.6	
at Wichita St.	01/16/	*	35	1-4	.25	1-1	1.00	0-0	.00	0	2	2	3.6	3	3	1	0	0	3	8.3	
TULSA	01/19/	*	29	0-0	.00	0-0	.00	3-4	.75	0	2	2	3.5	3	2	1	0	2	3	7.9	
at Tulane	01/23/	*	24	2-2	1.00	1-1	1.00	0-0	.00	0	2	2	3.4	2	4	0	0	2	5	7.8	
at Memphis	01/27/	*	24	2-5	.40	1-3	.33	0-0	.00	0	0	0	3.3	3	3	1	0	1	5	7.6	
UCONN	01/31/	*	18	0-4	.00	0-2	.00	0-0	.00	0	0	0	3.1	2	2	1	0	1	0	7.3	
HOUSTON	02/07/	*	31	2-6	.33	0-2	.00	1-1	1.00	1	4	5	3.2	1	3	4	0	2	5	7.1	
at SMU	02/10/	*	27	0-6	.00	0-1	.00	0-0	.00	1	1	2	3.1	3	2	1	0	1	0	6.8	
SOUTH FLA.	02/13/	*	27	5-8	.62	2-3	.66	2-2	1.00	0	3	3	3.1	2	4	0	0	1	14	7.1	
MEMPHIS	02/16/	*	36	3-9	.33	0-1	.00	4-4	1.00	0	6	6	3.3	3	3	4	0	1	10	7.3	
at Cincinnati	02/21/	*	33	2-5	.40	1-4	.25	0-0	.00	0	3	3	3.2	3	5	2	0	2	5	7.2	
SMU	02/24/	*	25	4-7	.57	0-1	.00	3-4	.75	0	4	4	3.3	4	8	1	0	2	11	7.3	
at USF	02/27/	*	31	3-4	.75	0-0	.00	0-0	.00	1	0	1	3.2	3	7	1	0	0	6	7.3	
Totals			27	806	67-147	.45	22-51	.43	40-56	.71	7	79	86	3.2	63	11	39	0	36	196	7.3

Games played: 27
 Minutes/game: 29.9
 Points/game: 7.3
 FG Pct: 45.6
 3FG Pct: 43.1
 FT Pct: 71.4

Rebounds/game: 3.2
 Assists/game: 4.3
 Turnovers/game: 1.4
 Assist/turnover ratio: 3.0
 Steals/game: 1.3



CEASAR DEJESUS

6-2 | 190 | r-sophomore | guard
west new york, n.j. | mt. zion prep (md.)



KNIGHT NOTES

2018-19

- Shooting 48.5 percent from the floor on the season, but has only attempted two shots in last five games played
- UConn 1/31: Scored a season-high 11 points on 4-of-4 from the floor
- Memphis 1/27: Had eight points on 4-of-4 shooting from the field
- Tulane 1/23: Scored four points and had two steals in the win
- Illinois St 12/21: Had nine points for third straight game
- Stetson 12/16: Scored nine points with three assists
- Ga. Southern 12/11: Scored a season high nine points with one three-pointer
- Grambling 12/8: Scored eight points off the bench, going 4-for-4 from the free throw line
- Saint Joe's 11/16: Scored seven points with three rebounds
- FAU 11/11: Had five points, four assists and two steals
- Rider 11/6: Scored six points in 15 minutes off the bench

2017-18

- Played in and started all 32 games as a redshirt freshman, the most games started by a UCF freshman in program history.
- Named The American Rookie of the Week three times.
- Fifth on the team with 8.6 points per game.
- Scored in double figures 10 times, leading the team in scoring in four games.
- Was 12th in The American with a .742 free throw percentage and improved that to second during league play with an .872 mark.

2018-19 HIGHS

Points	11	UConn (1/31/19)
Rebounds	3	3x, last at Missouri (12/2/18)
Assists	4	FAU (11/11/18)
Steals	2	2x, last at Tulane (1/23/19)
Blocks	1	2x, last at Memphis (1/27/19)
FG made	4	3x, last UConn (1/31/19)
FG attempts	9	Illinois St (12/21/18)
3FG made	1	5x, last at UConn (1/5/19)
3FG attempts	2	5x, last at Tulane (1/23/19)
FT made	5	Stetson (12/16/18)
FT attempts	5	Stetson (12/16/18)

CAREER HIGHS

Points	16	Mercer (11/10/17)
Rebounds	6	at Stetson (12/19/17)
Assists	4	3x, last FAU (11/11/18)
Steals	3	2x, last Temple (1/7/18)
Blocks	1	2x, last at Memphis (1/27/19)
FG made	6	2x, last vs. Nebraska (11/23/17)
FG attempts	13	at ECU (12/31/17)
3FG made	3	at ECU (12/31/17)
3FG attempts	5	at ECU (12/31/17)
FT made	5	5x, last Stetson (12/16/18)
FT attempts	7	Mercer (11/10/17)

MISCELLANEOUS GAME STATS

Led team in scoring	4
Led team in rebounds	1
Led team in assists	6
Double Figure Points	11
Double Figure Rebounds	--
Double-Doubles	--
20-Point Games	--
30-Point Games	--
3+ Three Pointers	1
5+ Assists	--
3+ Steals	2
3+ Blocks	--

GAME-BY-GAME

Opponent	Date	gs	min	Total		3-Pointers		Free throws		Rebounds			pf	a	t/o	blk	stl	pts	avg	
				fg-fga	pct	3fg-fga	pct	ft-fa	pct	off	def	tot								avg
RIDER	11/06/	15	3-5	.60	0-1	.00	0-1	.00	1	1	2	2.0	1	1	1	0	1	6	6.0	
FLA. ATLANTIC	11/11/	20	2-3	.66	1-2	.50	0-0	.00	0	2	2	2.0	1	4	1	0	2	5	5.5	
vs Cal St. Fullerton	11/15/	24	1-4	.25	0-1	.00	0-0	.00	0	3	3	2.3	1	0	1	0	0	2	4.3	
vs Saint Joseph's	11/16/	20	3-5	.60	1-2	.50	0-0	.00	2	1	3	2.5	1	1	1	0	0	7	5.0	
vs Western Ky.	11/18/	17	2-3	.66	0-0	.00	0-0	.00	0	2	2	2.4	0	2	2	0	1	4	4.8	
ALABAMA	11/29/	8	0-0	.00	0-0	.00	0-0	.00	0	0	0	2.0	0	0	0	0	0	0	4.0	
at Mizou	12/02/	6	0-0	.00	0-0	.00	1-2	.50	0	3	3	2.1	0	0	0	0	0	1	3.6	
GRAMBLING	12/08/	9	2-3	.66	0-1	.00	4-4	1.00	0	0	0	1.9	1	1	1	0	0	8	4.1	
GA. SOUTHERN	12/11/	18	2-5	.40	1-2	.50	4-4	1.00	1	1	2	1.9	1	1	1	0	0	9	4.7	
STETSON	12/16/	18	2-5	.40	0-1	.00	5-5	1.00	0	1	1	1.8	3	3	0	1	0	9	5.1	
ILLINOIS ST.	12/21/	17	4-9	.44	1-2	.50	0-0	.00	0	0	0	1.6	1	2	1	0	0	9	5.5	
TEMPLE	01/02/	14	0-0	.00	0-0	.00	0-0	.00	0	0	0	1.5	1	1	3	0	1	0	5.0	
at UConn	01/05/	7	1-1	1.00	1-1	1.00	0-0	.00	0	0	0	1.4	0	0	1	0	0	3	4.8	
EAST CAROLINA	01/13/	5	0-1	.00	0-0	.00	0-0	.00	0	0	0	1.3	0	0	1	0	0	0	4.5	
at Wichita St.	01/16/	11	1-2	.50	0-1	.00	0-0	.00	0	0	0	1.2	1	1	0	0	0	2	4.3	
TULSA	01/19/	3	0-1	.00	0-0	.00	0-0	.00	0	0	0	1.1	0	0	1	0	0	0	4.1	
at Tulane	01/23/	16	2-8	.25	0-2	.00	0-0	.00	0	0	0	1.1	3	1	1	0	2	4	4.1	
at Memphis	01/27/	12	4-4	1.00	0-0	.00	0-0	.00	0	0	0	1.0	1	0	0	1	0	8	4.3	
UCONN	01/31/	22	4-4	1.00	0-0	.00	3-4	.75	0	2	2	1.1	0	1	1	0	0	11	4.6	
HOUSTON	02/07/	12	0-3	.00	0-1	.00	2-4	.50	0	1	1	1.1	0	0	0	1	0	2	4.5	
at SMU	02/10/	4	0-0	.00	0-0	.00	0-0	.00	0	0	0	1.0	0	0	1	0	0	0	4.3	
SOUTH FLA.	02/13/	16	0-1	.00	0-0	.00	1-3	.33	0	2	2	1.0	2	0	1	0	0	1	4.1	
MEMPHIS	02/16/	1	0-0	.00	0-0	.00	0-0	.00	0	0	0	1.0	1	0	1	0	0	0	4.0	
at Cincinnati	02/21/	2	0-1	.00	0-0	.00	0-0	.00	0	0	0	1.0	0	0	1	0	0	0	3.8	
at USF	02/27/	3	0-0	.00	0-0	.00	0-0	.00	0	0	0	0.9	0	0	0	0	0	0	3.6	
Totals		0	300	33-68	.48	5-17	.29	20-27	.74	4	19	23	0.9	19	19	21	3	7	91	3.6

Games played: 25
 Minutes/game: 12.0
 Points/game: 3.6
 FG Pct: 48.5
 3FG Pct: 29.4
 FT Pct: 74.1

Rebounds/game: 0.9
 Assists/game: 0.8
 Turnovers/game: 0.8
 Assist/turnover ratio: 0.9
 Steals/game: 0.3
 Blocks/game: 0.1



DAYON GRIFFIN

6-4 | 210 | r-senior | guard
st. petersburg, fla. | st. petersburg hs



KNIGHT NOTES

2018-19

- South Florida 2/27: Scored a season-high 12 points on 4-of-7 shooting and blocked two shots
- Tulane 1/23: Scored nine points on a season-high three made three-pointers
- Tulsa 1/19: Grabbed a season-high seven rebounds to go with three assists
- at Wichita 1/16: Scored season-high 10 points on two three-pointers and had three steals
- at UConn 1/5: Scored season-high nine points and tied career high with four steals
- Stetson 12/16: Scored seven points on 2-of-3 from beyond the arc
- NKU 11/24: Scored four points on 2-of-4 from the field after missing four games
- Rider 11/6: Scored five points on 2-of-4 shooting in 20 minutes off the bench

2017-18

- Played in all 32 games, starting four in first season on the court for the Knights.
- Fourth on the team with 8.7 points per game.
- Also averaged 4.1 rebounds per game, dished out 38 assists and picked up 26 steals.
- Led the Knights with 56 three-pointers.
- Made a three in 26 out of 32 games, recording multiple three-pointers 19 times.
- Scored in double figures in 16 games during the season.
- First UCF player to score in double figures in first three games as a Knight since 2000-01.
- UConn (1/31): Grabbed a career high eight rebounds to go with 12 points and two threes.
- Wichita (1/25): Led UCF with 15 points on three 3-pointers.
- Temple (1/7): Led the Knights with 15 points on 3-of-5 from beyond the arc.
- Mercer (11/10): Led the Knights with 16 points in debut as a Knight.

2018-19 HIGHS

Points	12	at S. Florida (2/27/19)
Rebounds	7	Tulsa (1/19/19)
Assists	3	3x, last at S. Florida (2/27/19)
Steals	4	at UConn (1/5/19)
Blocks	2	at S. Florida (2/27/19)
FG made	4	at S. Florida (2/27/19)
FG attempts	9	Memphis (2/16/19)
3FG made	3	at Tulane (1/23/19)
3FG attempts	7	at Tulane (1/23/19)
FT made	2	5x, last at S. Florida (2/27/19)
FT attempts	4	at Memphis (1/27/19)

CAREER HIGHS

Points	29	vs. ETSU (3/28/16)
Rebounds	8	UConn (1/31/18)
Assists	6	Rice (2/27/16)
Steals	4	4x, last at UConn (1/5/19)
Blocks	2	5x, last at S. Florida (2/27/19)
FG made	12	vs. ETSU (3/28/16)
FG attempts	20	vs. ETSU (3/28/16)
3FG made	7	Charlotte (1/9/16)
3FG attempts	10	2x, last at Tulsa (2/21/18)
FT made	6	Mercer (11/10/17)
FT attempts	9	Mercer (11/10/17)

MISCELLANEOUS GAME STATS

Led team in scoring	8
Led team in rebounds	3
Led team in assists	5
Double Figure Points	36
Double Figure Rebounds	--
Double-Doubles	--
20-Point Games	3
30-Point Games	--
3+ Three Pointers	16
5+ Assists	3
3+ Steals	10
3+ Blocks	--

GAME-BY-GAME

Opponent	Date	gs	min	Total	fg-fga	pct	3-Pointers	3fg-fga	pct	Free throws	ft-fla	pct	Rebounds	off	def	tot	avg	pf	a	t/o	blk	stl	pts	avg
RIDER	11/06/	20	2-4	.50	1-3	.33	0-0	.00	0-0	.00	1	1	2	2.0	2	1	1	0	1	5	5.0			
NORTHERN KY.	11/24/	13	2-4	.50	0-1	.00	0-0	.00	0	1	1	1.5	0	2	0	0	0	4	4.5					
ALABAMA	11/29/	15	1-4	.25	1-3	.33	0-0	.00	0	1	1	1.3	0	2	0	0	3	4.0						
at Mizzou	12/02/	19	1-3	.33	0-2	.00	0-0	.00	0	2	2	1.5	1	1	1	0	1	2	3.5					
GRAMBLING	12/08/	9	0-4	.00	0-3	.00	0-0	.00	0	0	0	1.2	1	1	0	1	0	0	2.8					
GA. SOUTHERN	12/11/	4	0-2	.00	0-2	.00	0-0	.00	0	0	0	1.0	0	0	0	0	0	2.3						
STETSON	12/16/	8	2-3	.66	2-3	.66	1-2	.50	0	1	1	1.0	0	0	0	0	7	3.0						
TEMPLE	01/02/	10	1-1	1.00	0-0	.00	0-0	.00	0	2	2	1.1	1	1	1	0	0	2	2.9					
at UConn	01/05/	20	3-3	1.00	1-1	1.00	2-3	.66	0	1	1	1.1	1	0	1	0	4	9	3.6					
EAST CAROLINA	01/13/	16	1-5	.20	1-4	.25	1-2	.50	2	1	3	1.3	0	0	0	1	4	3.6						
at Wichita St.	01/16/	27	3-6	.50	2-5	.40	2-2	1.00	0	1	1	1.3	2	1	0	0	3	10	4.2					
TULSA	01/19/	27	0-5	.00	0-3	.00	2-2	1.00	1	6	7	1.8	4	3	2	0	0	2	4.0					
at Tulane	01/23/	19	3-7	.42	3-7	.42	0-0	.00	1	1	2	1.8	0	0	2	0	1	9	4.4					
at Memphis	01/27/	25	1-6	.16	1-6	.16	1-4	.25	0	1	1	1.7	1	2	2	1	2	4	4.4					
UCONN	01/31/	9	0-4	.00	0-2	.00	2-2	1.00	1	2	3	1.8	0	0	0	0	2	4.2						
HOUSTON	02/07/	19	1-3	.33	1-3	.33	0-2	.00	0	3	3	1.9	3	1	0	0	3	4.1						
at SMU	02/10/	19	2-5	.40	1-4	.25	0-0	.00	0	2	2	1.9	2	0	1	1	0	5	4.2					
SOUTH FLA.	02/13/	10	2-3	.66	1-2	.50	0-0	.00	0	1	1	1.8	1	0	2	0	0	5	4.2					
MEMPHIS	02/16/	29	2-9	.22	0-5	.00	0-0	.00	0	5	5	2.0	2	3	0	1	2	4	4.2					
at Cincinnati	02/21/	12	0-1	.00	0-0	.00	0-0	.00	0	1	1	2.0	0	1	1	0	0	0	4.0					
SMU	02/24/	17	1-5	.20	1-5	.20	0-0	.00	0	1	1	1.9	3	1	0	0	0	3	4.0					
at USF	02/27/	19	4-7	.57	2-3	.66	2-2	1.00	1	1	2	1.9	1	3	1	2	1	12	4.3					
Totals		0	366	32-94	.34	18-67	.26	13-21	.61	7	35	42	1.9	25	23	15	6	16	95	4.3				

Games played: 22
 Minutes/game: 16.6
 Points/game: 4.3
 FG Pct: 34.0
 3FG Pct: 26.9
 FT Pct: 61.9

Rebounds/game: 1.9
 Assists/game: 1.0
 Turnovers/game: 0.7
 Assist/turnover ratio: 1.5
 Steals/game: 0.7
 Blocks/game: 0.3



AUBREY DAWKINS

6-6 | 205 | r-junior | guard
durham, n.c. | new hampton prep (n.h.)

KNIGHT NOTES

2018-19

- Scored in double figures in his first 18 games at UCF, the first Knight to do so in the team's D1 era, and has scored in double figures in 25 out of 27 games this season
- Twice named American Athletic Conference Player of the Week (Nov. 19, Jan. 7) and once on The American Weekly Honor Roll (Feb. 11).
- Ranks 12th in the conference in scoring with 15.2 points per game
- Also fifth in the conference with a 80.2 free throw percentage, sixth with a 39.5 three-point percentage and 10th with 2.1 threes per game
- In league games, shooting 42.3 percent from beyond the arc
- Has been impressive in eight true road games, averaging 18.3 points per game while shooting 54.7 percent from the field, 50.0 percent from three and 90.9 percent from the line
- Earned Myrtle Beach Invitational MVP honors
- Cincinnati 2/21: Recorded 15 of his 18 points in the second half, going 4-of-6 from deep
- Memphis 2/16: Scored 15 of his 17 points in the second half
- SMU 2/10: Scored a season-high 26 points on 9-of-12 shooting and 4-of-6 from three
- Tulane 1/23: Led the Knights with 19 points on three made three-pointers
- Wichita 1/16: Scored 22 points on 3-of-6 from beyond the arc
- ECU 1/13: Led the Knights with 18 points and six rebounds, scoring 15 in the second half
- at UConn 1/5: Scored season-high 23 points on 9-of-13 shooting and 2-of-4 from three
- Stetson 12/16: Scored 19 points and had career-high 13 rebounds for second ever double-double
- Missouri 12/2: Led UCF with 22 points on 6-of-9 from the field and 4-of-7 from three
- WKU 11/18: Led UCF with 21 points on five three-pointers
- Rider 11/6: Recorded first career double-double with 16 points and 10 rebounds

2016-18 at UCF

- Sat out the 2016-17 season due to NCAA transfer rules
- Missed all of the 2017-18 season after suffering shoulder injury during preseason

2014-16 at Michigan

- As a sophomore, played in all 36 games with nine starts, averaging 6.5 points in 2015-16.
- Scored in double figures 10 times with a season-best 19 points against Youngstown State (12/19).
- Named Michigan's "Sixth Man of the Year", producing five double-digit performance off the bench.
- Shot 50 percent from the field and 44 percent from behind the arc.
- As a freshman, played in 30 games with 13 starts, averaging 7.0 points and 20.7 minutes of action.



2018-19 HIGHS

Points	26	at SMU (2/10/19)
Rebounds	13	Stetson (12/16/18)
Assists	4	vs. WKU (11/18/18)
Steals	3	at S. Florida (2/27/19)
Blocks	2	#12 Houston (2/7/19)
FG made	9	2x, last at SMU (2/10/19)
FG attempts	16	2x, last at Wichita (1/16/19)
3FG made	5	2x, last Illinois St (12/21/18)
3FG attempts	9	vs. WKU (11/18/18)
FT made	10	Alabama (11/29/18)
FT attempts	10	Alabama (11/29/18)

CAREER HIGHS

Points	31	Rutgers (3/7/15)
Rebounds	13	Stetson (12/16/18)
Assists	4	vs. WKU (11/18/18)
Steals	3	at S. Florida (2/27/19)
Blocks	2	3x, last #12 Houston (2/7/19)
FG made	10	Rutgers (3/7/15)
FG attempts	16	2x, last at Wichita (1/16/19)
3FG made	8	Rutgers (3/7/15)
3FG attempts	11	Rutgers (3/7/15)
FT made	10	Alabama (11/29/18)
FT attempts	10	Alabama (11/29/18)

MISCELLANEOUS GAME STATS

Led team in scoring	15
Led team in rebounds	6
Led team in assists	1
Double Figure Points	43
Double Figure Rebounds	2
Double-Doubles	2
20-Point Games	8
30-Point Games	1
3+ Three Pointers	20
5+ Assists	--
3+ Steals	1
3+ Blocks	--

GAME-BY-GAME

Opponent	Date	gs	min	Total		3-Pointers		Free throws		Rebounds					pts	avg					
				fg-fga	pct	3fg-fga	pct	ft-fita	pct	off	def	tot	avg	pf			a	t/o	b/k	stl	
RIDER	11/06/	*	31	5-14	.35	1-8	.12	5-7	.71	1	9	10	10.0	2	0	3	2	2	16	16.0	
FLA. ATLANTIC	11/11/	*	31	6-16	.37	1-6	.16	3-3	1.00	2	3	5	7.5	2	1	1	0	0	16	16.0	
vs Cal St. Fullerton	11/15/	*	32	6-12	.50	1-6	.16	0-0	.00	1	3	4	6.3	2	0	2	0	2	13	15.0	
vs Saint Joseph's	11/16/	*	34	5-11	.45	2-6	.33	1-2	.50	0	6	6	6.3	2	0	1	0	1	13	14.5	
vs Western Ky.	11/18/	*	38	8-13	.61	5-9	.55	0-0	.00	0	4	4	5.8	3	4	0	0	0	21	15.8	
NORTHERN KY.	11/24/	*	34	5-9	.55	2-5	.40	0-0	.00	0	5	5	5.7	3	1	4	1	0	12	15.2	
ALABAMA	11/29/	*	36	3-10	.30	0-4	.00	10-10	1.00	0	2	2	5.1	1	3	1	1	2	16	15.3	
at Mizzou	12/02/	*	39	6-9	.66	4-7	.57	6-6	1.00	1	3	4	5.0	4	0	3	0	2	22	16.1	
GRAMBLING	12/08/	*	29	3-10	.30	1-2	.50	4-4	1.00	2	6	8	5.3	2	1	3	0	2	11	15.6	
GA. SOUTHERN	12/11/	*	35	4-13	.30	1-4	.25	1-2	.50	1	5	6	5.4	1	1	3	0	0	10	15.0	
STETSON	12/16/	*	27	6-13	.46	2-5	.40	5-6	.83	4	9	13	6.1	2	1	0	0	2	19	15.4	
ILLINOIS ST.	12/21/	*	33	6-10	.60	5-7	.71	1-2	.50	1	4	5	6.0	3	3	0	1	0	18	15.6	
TEMPLE	01/02/	*	35	5-9	.55	0-2	.00	0-2	.00	0	3	3	5.8	3	3	0	0	0	10	15.2	
at UConn	01/05/	*	38	9-13	.69	2-4	.50	3-4	.75	0	4	4	5.6	1	1	2	0	0	23	15.7	
EAST CAROLINA	01/13/	*	29	6-14	.42	2-8	.25	4-5	.80	1	5	6	5.7	4	3	1	1	1	18	15.9	
at Wichita St.	01/16/	*	28	8-16	.50	3-6	.50	3-3	1.00	0	2	2	5.4	4	1	3	0	1	22	16.3	
TULSA	01/19/	*	35	5-13	.38	2-6	.33	0-0	.00	2	3	5	5.4	4	2	0	0	1	12	16.0	
at Tulane	01/23/	*	28	7-13	.53	3-7	.42	2-2	1.00	1	6	7	5.5	1	1	0	0	2	19	16.2	
at Memphis	01/27/	*	29	1-10	.10	0-5	.00	0-0	.00	1	2	3	5.4	4	1	4	0	1	2	15.4	
UCONN	01/31/	*	35	2-6	.33	1-3	.33	4-6	.66	2	3	5	5.4	1	1	2	1	2	9	15.1	
HOUSTON	02/07/	*	33	5-15	.33	3-7	.42	0-2	.00	1	4	5	5.3	5	0	2	2	0	13	15.0	
at SMU	02/10/	*	38	9-12	.75	4-6	.66	4-5	.80	1	4	5	5.3	1	2	3	1	1	26	15.5	
SOUTH FLA.	02/13/	*	32	4-8	.50	1-4	.25	1-2	.50	0	2	2	5.2	2	1	0	0	2	10	15.3	
MEMPHIS	02/16/	*	35	5-12	.41	3-5	.60	4-4	1.00	1	3	4	5.1	2	2	0	0	1	17	15.3	
at Cincinnati	02/21/	*	37	7-13	.53	4-6	.66	0-0	.00	0	3	3	5.0	1	1	1	0	1	18	15.4	
SMU	02/24/	*	23	3-8	.37	3-6	.50	2-2	1.00	0	5	5	5.0	2	0	0	0	0	11	15.3	
at USF	02/27/	*	33	5-9	.55	2-3	.66	2-2	1.00	1	6	7	5.1	3	2	3	0	3	14	15.2	
Totals			27	887	144-311	.46	58-147	.39	65-81	.80	24	114	138	5.1	65	36	42	10	29	411	15.2

Games played: 27	Rebounds/game: 5.1
Minutes/game: 32.9	Assists/game: 1.3
Points/game: 15.2	Turnovers/game: 1.6
FG Pct: 46.3	Assist/turnover ratio: 0.9
3FG Pct: 39.5	Steals/game: 1.1
FT Pct: 80.2	Blocks/game: 0.4



FRANKBERTZ

6-5 | 180 | junior | guard
hesperia, calif. | sultana hs



KNIGHT NOTES

2018-19

- SMU 2/24: Scored nine points on 3-of-6 shooting from beyond the arc
- Cincinnati 2/21: Scored six points in less than six minutes, going 2-of-2 from long distance
- Houston 2/7: Hit two threes for six points
- Memphis 1/27: Knocked down 2-of-5 from three-point range for six points
- Tulane 1/23: Scored first points since Dec. 21 with two points and three rebounds
- Stetson 12/16: Had nine points on a trio of three-pointers
- Grambling 12/8: Scored eight points and went 2-of-2 from beyond the arc
- WKU 11/18: Scored 11 points on three three-pointers
- Saint Joe's 11/16: Scored 10 points on two three-pointers
- Rider 11/6: Made UCF debut

Prior to UCF

- A two-year starter at East Los Angeles College
- As a sophomore, shot 79-of-166 (48%) from three-point range
- Also averaged 13.2 points and 3.6 rebounds per game, while shooting 88 percent from the free throw line
- Led ELAC to a 24-6 overall record and a 9-1 league mark
- His squad won the South Coast Conference Championship
- Earned First Team All-Conference honors

2018-19 HIGHS

Points	11	WKU (11/18/18)
Rebounds	5	2x, last Grambling (12/8/18)
Assists	2	2x, last Stetson (12/16/18)
Steals	2	4x, last UConn (1/31/19)
Blocks	1	2x, last S. Florida (2/13/19)
FG made	4	Saint Joe's (11/16/18)
FG attempts	9	2x, last Stetson (12/16/18)
3FG made	3	3x, last SMU (2/24/19)
3FG attempts	7	WKU (11/18/18)
FT made	2	3x, last at S. Florida (2/27/19)
FT attempts	2	3x, last at S. Florida (2/27/19)

CAREER HIGHS

Points	11	WKU (11/18/18)
Rebounds	5	2x, last Grambling (12/8/18)
Assists	2	2x, last Stetson (12/16/18)
Steals	2	4x, last UConn (1/31/19)
Blocks	1	2x, last S. Florida (2/13/19)
FG made	4	Saint Joe's (11/16/18)
FG attempts	9	2x, last Stetson (12/16/18)
3FG made	3	3x, last SMU (2/24/19)
3FG attempts	7	WKU (11/18/18)
FT made	2	3x, last at S. Florida (2/27/19)
FT attempts	2	3x, last at S. Florida (2/27/19)

MISCELLANEOUS GAME STATS

Led team in scoring	--
Led team in rebounds	--
Led team in assists	--
Double Figure Points	2
Double Figure Rebounds	--
Double-Doubles	--
20-Point Games	--
30-Point Games	--
3+ Three Pointers	3
5+ Assists	--
3+ Steals	--
3+ Blocks	--

GAME-BY-GAME

Opponent	Date	gs	min	Total		3-Pointers		Free throws		Rebounds				pts	avg						
				fg	fga	fga	pct	ft	fta	off	def	tot	avg								
RIDER	11/06/	2	0-1	.00	0-1	.00	0-0	.00	0	0	0	0	0	2	1	0	0	0	0	0	0
FLA. ATLANTIC	11/11/	10	0-4	.00	0-3	.00	2-2	1.00	0	3	3	1.5	2	0	2	0	1	2	1.0		
vs Cal St. Fullerton	11/15/	11	0-2	.00	0-1	.00	0-0	.00	1	4	5	2.7	1	0	1	0	1	0	0.7		
vs Saint Joseph's	11/16/	20	4-6	.66	2-4	.50	0-0	.00	1	3	4	3.0	0	2	0	0	2	10	3.0		
vs Western Ky.	11/18/	18	3-9	.33	3-7	.42	2-2	1.00	1	2	3	3.0	1	1	1	0	1	11	4.6		
NORTHERN KY.	11/24/	14	1-4	.25	1-3	.33	0-1	.00	2	2	4	3.2	0	0	0	0	0	3	4.3		
ALABAMA	11/29/	5	1-2	.50	1-2	.50	0-0	.00	0	1	1	2.9	0	0	0	0	0	0	3	4.1	
at Mizzou	12/02/	2	0-0	.00	0-0	.00	0-0	.00	0	0	0	2.5	0	0	0	0	0	0	3	4.1	
GRAMBLING	12/08/	16	3-4	.75	2-2	1.00	0-0	.00	3	2	5	2.8	2	0	1	0	1	8	4.1		
GA. SOUTHERN	12/11/	9	1-3	.33	0-1	.00	0-0	.00	0	0	0	2.5	3	1	0	0	0	2	3.9		
STETSON	12/16/	23	3-9	.33	3-8	.37	0-0	.00	0	1	1	2.4	2	2	0	0	1	9	4.4		
ILLINOIS ST.	12/21/	13	1-1	1.00	0-0	.00	0-0	.00	1	0	1	2.3	1	0	0	0	2	2	4.2		
TEMPLE	01/02/	3	0-0	.00	0-0	.00	0-0	.00	0	0	0	2.1	1	0	1	0	0	0	3.8		
at UConn	01/05/	5	0-0	.00	0-0	.00	0-0	.00	0	0	0	1.9	0	1	0	0	0	0	3.6		
EAST CAROLINA	01/13/	11	0-2	.00	0-2	.00	0-0	.00	0	0	0	1.8	1	0	1	0	0	0	3.3		
at Wichita St.	01/16/	7	0-1	.00	0-1	.00	0-0	.00	0	0	0	1.7	0	0	0	0	0	0	3.1		
TULSA	01/19/	8	0-1	.00	0-1	.00	0-0	.00	0	0	0	1.6	0	0	1	1	0	0	2.9		
at Tulane	01/23/	17	1-4	.25	0-3	.00	0-0	.00	1	2	3	1.7	0	0	0	0	2	2	2.9		
at Memphis	01/27/	13	2-5	.40	2-5	.40	0-0	.00	0	1	1	1.6	1	1	0	0	1	6	3.1		
UCONN	01/31/	12	1-2	.50	1-1	1.00	0-0	.00	1	1	2	1.7	1	1	1	0	2	3	3.1		
HOUSTON	02/07/	17	2-5	.40	2-4	.50	0-0	.00	0	1	1	1.6	3	1	0	0	0	6	3.2		
at SMU	02/10/	6	0-0	.00	0-0	.00	0-0	.00	0	0	0	1.5	1	0	0	0	0	0	3.0		
SOUTH FLA.	02/13/	16	0-1	.00	0-1	.00	0-0	.00	0	0	0	1.5	1	1	0	1	0	0	2.9		
MEMPHIS	02/16/	4	0-2	.00	0-1	.00	0-0	.00	0	0	0	1.4	0	0	0	0	1	0	2.8		
at Cincinnati	02/21/	5	2-2	1.00	2-2	1.00	0-0	.00	0	0	0	1.4	0	0	0	0	0	6	2.9		
SMU	02/24/	20	3-7	.42	3-6	.50	0-0	.00	1	1	2	1.4	2	0	0	0	0	9	3.2		
at USF	02/27/	11	1-3	.33	0-2	.00	2-2	1.00	0	0	0	1.3	1	0	0	0	0	4	3.2		
Totals		0	298	29-80	.36	22-61	.36	6-7	.85	12	24	36	1.3	26	12	9	2	15	86	3.2	

Games played: 27
 Minutes/game: 11.0
 Points/game: 3.2
 FG Pct: 36.3
 3FG Pct: 36.1
 FT Pct: 85.7

Rebounds/game: 1.3
 Assists/game: 0.4
 Turnovers/game: 0.3
 Assist/turnover ratio: 1.3
 Steals/game: 0.6
 Blocks/game: 0.1



CHAD BROWN

6-9 | 245 | senior | forward
deltona, fla. | deltona hs



KNIGHT NOTES

2018-19

- Ranks 10th in The American with 1.0 blocked shots per game
- Is eighth all-time at UCF with 91 career blocked shots
- SMU 2/24: Tied a career high with 13 points and set a new career high with 11 rebounds
- Memphis 2/16: Blocked season-high four shots and grabbed eight rebounds
- Memphis 1/27: Had a team-high nine rebounds and tied a season-high with three blocks
- Tulsa 1/19: Scored seven points and tied a career-high with 10 rebounds
- ECU 1/13: Tied season-highs with nine points and eight rebounds
- Illinois St 12/21: Made first start of the season, scoring six points with four boards, two steals and two blocked shots
- Stetson 12/16: Had nine points and six rebounds
- Missouri 12/2: Led UCF with eight rebounds and had two blocked shots
- Alabama 11/29: Scored eight points and led the Knights with eight rebounds
- NKU 11/24: Totaled season highs of three blocks and seven rebounds
- WKU 11/18: Had six points on 3-of-3 from the field with five rebounds
- Fullerton 11/15: Scored eight points, with five boards and two blocks

2017-18

- Played in all 32 games, starting 15 times.
- Averaged 5.2 points and was third on the team with 4.6 rebounds per game.
- Led the Knights with 34 blocked shots, ranking eighth in the league with 1.1 blocks per game.
- Was 11th in the league with 1.8 offensive rebounds per game during conference games.

2018-19 HIGHS

Points	13	SMU (2/24/19)
Rebounds	11	SMU (2/24/19)
Assists	2	2x, last Illinois St (12/21/18)
Steals	2	3x, last at UConn (1/5/19)
Blocks	4	Memphis (2/16/19)
FG made	4	2x, last SMU (2/24/19)
FG attempts	7	2x, last ECU (1/13/19)
3FG made	--	--
3FG attempts	1	Stetson (12/16/18)
FT made	5	SMU (2/24/19)
FT attempts	8	Alabama (11/29/18)

CAREER HIGHS

Points	13	3x, last SMU (2/24/19)
Rebounds	11	SMU (2/24/19)
Assists	2	3x, last Illinois St (12/21/18)
Steals	3	vs. ECU (3/8/18)
Blocks	5	G-WU (11/15/17)
FG made	6	at USF (1/20/18)
FG attempts	8	2x, last at USF (1/20/18)
3FG made	-	--
3FG attempts	1	Stetson (12/16/18)
FT made	8	2x, last vs. St. John's (11/26/17)
FT attempts	13	vs. St. John's (11/26/17)

MISCELLANEOUS GAME STATS

Led team in scoring	1
Led team in rebounds	17
Led team in assists	1
Double Figure Points	10
Double Figure Rebounds	5
Double-Doubles	3
20-Point Games	--
30-Point Games	--
3+ Three Pointers	--
5+ Assists	--
3+ Steals	1
3+ Blocks	9

GAME-BY-GAME

Opponent	Date	gs	min	Total		3-Pointers		Free throws		Rebounds			pf	a	t/o	blk	stl	pts	avg	
				fg-fga	pct	3fg-fga	pct	ft-fa	pct	off	def	tot								avg
RIDER	11/06/	14	1-1	1.00	0-0	.00	0-0	.00	0	2	2	2.0	5	0	0	2	0	2	2.0	
FLA. ATLANTIC	11/11/	19	1-2	.50	0-0	.00	1-2	.50	3	2	5	3.5	0	0	0	2	1	3	2.5	
vs Cal St. Fullerton	11/15/	20	3-5	.60	0-0	.00	2-2	1.00	2	3	5	4.0	2	2	0	2	0	8	4.3	
vs Saint Joseph's	11/16/	16	3-7	.42	0-0	.00	0-0	.00	2	2	4	4.0	1	1	0	0	0	6	4.8	
vs Western Ky.	11/18/	13	3-3	1.00	0-0	.00	0-0	.00	1	4	5	4.2	4	0	1	1	0	6	5.0	
NORTHERN KY.	11/24/	21	2-4	.50	0-0	.00	1-1	1.00	0	7	7	4.7	1	0	0	3	0	5	5.0	
ALABAMA	11/29/	27	3-4	.75	0-0	.00	2-8	.25	1	7	8	5.1	1	0	0	1	2	8	5.4	
at Mizzou	12/02/	24	1-3	.33	0-0	.00	0-0	.00	2	6	8	5.5	1	0	1	2	0	2	5.0	
GRAMBLING	12/08/	16	1-4	.25	0-0	.00	3-6	.50	1	3	4	5.3	2	1	1	1	0	5	5.0	
GA. SOUTHERN	12/11/	17	1-2	.50	0-0	.00	0-0	.00	1	4	5	5.3	0	1	1	0	0	2	4.7	
STETSON	12/16/	15	4-6	.66	0-1	.00	1-2	.50	2	4	6	5.4	1	1	1	1	0	9	5.1	
ILLINOIS ST.	12/21/	* 26	2-4	.50	0-0	.00	2-2	1.00	1	3	4	5.3	0	2	2	2	2	6	5.2	
TEMPLE	01/02/	13	1-5	.20	0-0	.00	1-1	1.00	0	2	2	5.0	1	0	0	0	0	3	5.0	
at UConn	01/05/	16	2-3	.66	0-0	.00	0-0	.00	0	3	3	4.9	2	0	0	1	2	4	4.9	
EAST CAROLINA	01/13/	25	3-7	.42	0-0	.00	3-6	.50	5	3	8	5.1	1	0	0	0	1	9	5.2	
at Wichita St.	01/16/	7	0-1	.00	0-0	.00	2-2	1.00	0	2	2	4.9	2	0	0	0	0	2	5.0	
TULSA	01/19/	24	3-3	1.00	0-0	.00	1-1	1.00	0	10	10	5.2	2	0	0	1	0	7	5.1	
at Tulane	01/23/	13	2-4	.50	0-0	.00	0-0	.00	1	1	2	5.0	2	0	0	0	0	4	5.1	
at Memphis	01/27/	17	1-4	.25	0-0	.00	1-2	.50	5	4	9	5.2	1	0	2	3	0	3	4.9	
UCONN	01/31/	22	3-4	.75	0-0	.00	1-4	.25	1	3	4	5.2	2	1	0	0	0	7	5.1	
HOUSTON	02/07/	22	2-3	.66	0-0	.00	1-2	.50	1	4	5	5.1	2	0	0	2	1	5	5.0	
at SMU	02/10/	13	1-4	.25	0-0	.00	2-2	1.00	0	3	3	5.0	1	0	1	0	0	4	5.0	
SOUTH FLA.	02/13/	21	1-3	.33	0-0	.00	3-6	.50	4	5	9	5.2	3	1	2	0	1	5	5.0	
MEMPHIS	02/16/	25	2-3	.66	0-0	.00	0-0	.00	2	6	8	5.3	3	1	0	4	0	4	5.0	
at Cincinnati	02/21/	12	1-2	.50	0-0	.00	0-1	.00	1	0	1	5.2	2	0	2	0	0	2	4.8	
SMU	02/24/	23	4-6	.66	0-0	.00	5-8	.62	2	9	11	5.4	0	1	1	0	0	13	5.2	
at USF	02/27/	19	1-1	1.00	0-0	.00	1-2	.50	1	6	7	5.4	2	0	1	0	0	3	5.1	
Totals		1	500	52-98	.53	0-1	.00	33-60	.55	39	108	147	5.4	44	12	17	28	10	137	5.1

Games played: 27
 Minutes/game: 18.5
 Points/game: 5.1
 FG Pct: 53.1
 3FG Pct: 0.0
 FT Pct: 55.0

Rebounds/game: 5.4
 Assists/game: 0.4
 Turnovers/game: 0.6
 Assist/turnover ratio: 0.7
 Steals/game: 0.4
 Blocks/game: 1.0



TACKO FALL

7-6 | 310 | senior | center
dakar, senegal | liberty christian prep



KNIGHT NOTES

2018-19

- With 265 career blocks, he is the all-time leader at UCF in blocked shots.
- Leads The American with a 75.6 field goal percentage and would lead the nation if he qualified due to NCAA minimum of 5.0 field goals made per game (Tacko makes 4.6 per game)
- Also leads The American and ranks seventh in the nation with 2.59 blocked shots per game
- Now has 832 career rebounds and is fourth all-time in UCF history.
- Ranks fourth in the league with 7.3 rebounds per game
- Has had four or more blocks nine times this season
- Became the 20th member of UCF's 1,000-Point Club with 13 points vs. Houston on Feb. 7, now totaling 1,095 in his four seasons
- The Knights are 16-1 when Fall scores in double figures this season
- Named to The American Weekly Honor Roll once (Feb. 25)
- South Florida 2/27: Led UCF with 18 points on 6-of-10 shooting and 6-of-8 from the line
- SMU 2/24: Had a career game with 23 points and 20 rebounds, marking the first 20-20 game in UCF's Division I era and matching the UCF D1 era record for rebounds in a game
- Memphis 2/16: Had 15 points with seven rebounds and went 5-of-7 from the free throw line
- South Florida 2/13: Set a UCF record with 21 free throw attempts, scoring a season-high 21 points and grabbing nine rebounds
- Temple 1/2: Second straight double-double and third of the year with 16 points and 11 boards
- Illinois St 12/21: Recorded second double-double of the season with 11 points and 12 boards
- NKU 11/24: Had 20 points to go with nine rebounds
- Named to Myrtle Beach Invitational All-Tournament Team
- Saint Joe's 11/16: Scored 12 points on 6-of-8 shooting with nine rebounds and four blocks
- Fullerton 11/15: Scored 12 points and had 10 rebounds for first double-double of the season
- Named Preseason Second Team All-Conference by The American
- Also named to the Kareem Abdul-Jabbar Award Preseason Watch List

2017-18

- Shot .736 from the field (343-466), setting a new UCF single-season record.
- Played in 16 games, starting 15 and missing 16 contests due to injury.

2018-19 HIGHS

Points	23	SMU (2/24/19)
Rebounds	20	SMU (2/24/19)
Assists	2	3x, last Temple (1/2/19)
Steals	1	7x, last Memphis (2/16/19)
Blocks	6	at Missouri (12/2/18)
FG made	11	SMU (2/24/19)
FG attempts	14	SMU (2/24/19)
3FG made	--	--
3FG attempts	--	--
FT made	9	South Florida (2/13/19)
FT attempts	21	South Florida (2/13/19)

CAREER HIGHS

Points	31	Miami (OH) (12/18/16)
Rebounds	20	SMU (2/24/19)
Assists	3	Md. ES (12/10/16)
Steals	2	Penn (12/12/16)
Blocks	6	3x, last at Missouri (12/2/18)
FG made	13	vs. Miss State (11/17/16)
FG attempts	17	vs. Miss State (11/17/16)
3FG made	-	--
3FG attempts	1	ECU (1/3/17)
FT made	9	2x, last S. Florida (2/13/19)
FT attempts	21	South Florida (2/13/19)

MISCELLANEOUS GAME STATS

Led team in scoring	21
Led team in rebounds	50
Led team in assists	--
Double Figure Points	54
Double Figure Rebounds	29
Double-Doubles	22
20-Point Games	8
30-Point Games	1
3+ Three Pointers	--
5+ Assists	--
3+ Steals	--
3+ Blocks	45

GAME-BY-GAME

Opponent	Date	gs	min	Total		3-Pointers		Free throws		Rebounds				pf	a	t/o	b/k	stl	pts	avg	
				fg	fga	pc	3fg	3fga	pc	ft	fta	pc	off								def
RIDER	11/06/	*	17	2-2	1.00	0-0	.00	0-2	.00	0	6	6	6.0	4	0	1	5	0	4	4.0	
FLA. ATLANTIC	11/11/	*	23	4-4	1.00	0-0	.00	1-4	.25	1	6	7	6.5	3	1	3	0	0	9	6.5	
vs Cal St. Fullerton	11/15/	*	20	5-7	.71	0-0	.00	2-4	.50	2	8	10	7.7	4	2	1	3	0	12	8.3	
vs Saint Joseph's	11/16/	*	21	6-8	.75	0-0	.00	0-0	.00	3	6	9	8.0	1	1	3	4	1	12	9.3	
vs Western Ky.	11/18/	*	25	6-8	.75	0-0	.00	1-9	.11	2	4	6	7.6	3	2	2	2	0	13	10.0	
NORTHERN KY.	11/24/	*	23	7-8	.87	0-0	.00	6-15	.40	3	6	9	7.8	3	0	1	1	0	20	11.7	
ALABAMA	11/29/	*	19	5-8	.62	0-0	.00	0-3	.00	2	0	2	7.0	4	0	2	4	0	10	11.4	
at Mizou	12/02/	*	37	3-3	1.00	0-0	.00	0-3	.00	2	2	4	6.6	2	0	3	6	0	6	10.8	
GRAMBLING	12/08/	*	24	3-5	.60	0-0	.00	1-6	.16	0	8	8	6.8	2	0	2	5	0	7	10.3	
GA. SOUTHERN	12/11/	*	27	6-7	.85	0-0	.00	2-3	.66	3	1	4	6.5	3	0	2	4	0	14	10.7	
STETSON	12/16/	*	23	4-5	.80	0-0	.00	2-6	.33	2	4	6	6.5	1	0	0	5	0	10	10.6	
ILLINOIS ST.	12/21/	*	27	5-5	1.00	0-0	.00	1-4	.25	5	7	12	6.9	2	0	1	1	1	11	10.7	
TEMPLE	01/02/	*	31	7-9	.77	0-0	.00	2-6	.33	6	5	11	7.2	3	2	1	3	0	16	11.1	
at UConn	01/05/	*	28	1-1	1.00	0-0	.00	1-3	.33	0	5	5	7.1	4	1	4	2	1	3	10.5	
EAST CAROLINA	01/13/	*	30	4-5	.80	0-0	.00	2-4	.50	2	4	3	7.1	2	0	1	2	0	10	10.5	
at Wichita St.	01/16/	*	32	2-4	.50	0-0	.00	2-4	.50	2	5	7	7.1	0	0	0	2	1	6	10.2	
TULSA	01/19/	*	16	5-8	.62	0-0	.00	2-6	.33	4	2	6	7.0	5	0	1	0	0	12	10.3	
at Tulane	01/23/	*	20	2-6	.33	0-0	.00	0-2	.00	3	7	10	7.2	4	0	4	3	1	4	9.9	
at Memphis	01/27/	*	19	3-4	.75	0-0	.00	1-4	.25	2	4	6	7.1	3	1	3	2	0	7	9.8	
UCONN	01/31/	*	25	4-4	1.00	0-0	.00	1-2	.50	1	6	7	7.1	2	0	1	2	0	9	9.8	
HOUSTON	02/07/	*	19	5-6	.83	0-0	.00	3-7	.42	2	4	6	7.0	3	0	2	0	0	13	9.9	
at SMU	02/10/	*	26	4-5	.80	0-0	.00	2-2	1.00	0	3	3	6.9	1	0	2	2	1	10	9.9	
SOUTH FLA.	02/13/	*	26	6-9	.66	0-0	.00	9-21	.42	2	7	9	7.0	3	1	1	5	0	21	10.4	
MEMPHIS	02/16/	*	20	5-6	.83	0-0	.00	5-7	.71	3	4	7	7.0	4	0	2	0	1	15	10.6	
at Cincinnati	02/21/	*	34	3-3	1.00	0-0	.00	1-3	.33	1	3	4	6.8	3	1	3	5	0	7	10.4	
SMU	02/24/	*	26	11-14	.78	0-0	.00	1-3	.33	6	14	20	7.3	0	1	2	2	0	23	10.9	
at USF	02/27/	*	28	6-10	.60	0-0	.00	6-8	.75	3	2	5	7.3	4	1	3	0	0	18	11.2	
Totals			27	666	124-164	.75	0-0	.00	54-147	.36	64	132	196	7.3	73	14	51	70	7	302	11.2

Games played: 27
 Minutes/game: 24.7
 Points/game: 11.2
 FG Pct: 75.6
 FT Pct: 36.7

Rebounds/game: 7.3
 Assists/game: 0.5
 Turnovers/game: 1.9
 Assist/Turnover ratio: 0.3
 Steals/game: 0.3
 Blocks/game: 2.6



COLLIN SMITH

6-11 | 245 | r-sophomore | forward
jacksonville, fla. | the bolles school



KNIGHT NOTES

2018-19

- Fourth on the team with 7.9 points per game
- Is third on the team with 5.2 rebounds per game
- After starting the year 13-of-30, has shot 42-of-58 (72.4%) from the free throw line since Dec. 2
- SMU 2/24: Had nine points and 10 rebounds
- SMU 2/10: Scored a season-high 18 points, dished out a career-high five assists and grabbed 10 boards for his third double-double of the season
- UConn 1/31: Had 11 points, three rebounds and two assists
- Tulane 1/23: Totaled 11 points with four boards, one block and a steal
- Tulsa 1/19: Scored 13 points and went 7-of-8 from the free throw line with three assists
- ECU 1/13: Finished with 12 points and tied for the team-lead with eight rebounds
- Temple 1/2: Scored 12 points with four rebounds and two steals in conference opener
- Ga. Southern 12/11: Had second double-double of the season with 11 points and 10 boards
- NKU 11/24: Had seven points and tied for the team lead with nine rebounds
- Rider 11/6: Recorded second career double-double with 14 points and a career high 13 rebounds

2017-18

- Sat out due to NCAA transfer rules
- Started 17 of 34 games as a freshman at George Washington
- Ranked third on the team in rebounds with 4.4 per game
- Was second on the team in blocked shots with 29
- Scored in double figures in six games
- Recorded first career double-double with 12 points and a career-high 11 rebounds against Saint Joseph's (12/30)
- Scored career-high of 22 points on 8-of-13 shooting against South Florida (12/3)
- Also hit the game-winning three-pointer with 3.5 seconds left against the Bulls

2018-19 HIGHS

Points	18	at SMU (2/10/19)
Rebounds	13	Rider (11/6/18)
Assists	5	at SMU (2/10/19)
Steals	3	at Memphis (1/27/19)
Blocks	1	7x, last at S. Florida (2/27/19)
FG made	7	at SMU (2/10/19)
FG attempts	11	2x, last at SMU (2/10/19)
3FG made	2	2x, last ECU (1/13/19)
3FG attempts	4	Ga. Southern (12/11/18)
FT made	7	Tulsa (1/19/19)
FT attempts	15	Rider (11/6/18)

CAREER HIGHS

Points	22	USF (12/3/16)
Rebounds	13	Rider (11/6/18)
Assists	5	at SMU (2/10/19)
Steals	4	USF (12/3/16)
Blocks	4	Penn State (11/26/16)
FG made	8	USF (12/3/16)
FG attempts	13	USF (12/3/16)
3FG made	2	4x, last ECU (1/13/19)
3FG attempts	4	Ga. Southern (12/11/18)
FT made	7	Tulsa (1/19/19)
FT attempts	15	Rider (11/6/18)

MISCELLANEOUS GAME STATS

Led team in scoring	1
Led team in rebounds	10
Led team in assists	--
Double Figure Points	17
Double Figure Rebounds	6
Double-Doubles	4
20-Point Games	1
30-Point Games	--
3+ Three Pointers	--
5+ Assists	1
3+ Steals	2
3+ Blocks	4

GAME-BY-GAME

Opponent	Date	gs	min	Total		3-Pointers		Free throws		Rebounds			pf	a	t/o	blk	stl	pts	avg		
				fg-fga	pct	3fg-fga	pct	ft-fa	pct	off	def	tot								avg	
RIDER	11/06/	*	30	4-10	.40	0-1	.00	6-15	.40	6	7	13	13.0	3	3	1	1	0	14	14.0	
FLA. ATLANTIC	11/11/	*	21	2-5	.40	0-1	.00	0-2	.00	1	1	2	7.5	5	3	0	0	4	9.0		
vs Cal St. Fullerton	11/15/	*	27	4-11	.36	0-2	.00	4-7	.57	2	3	5	6.7	4	1	4	0	0	12	10.0	
vs Saint Joseph's	11/16/	*	15	1-3	.33	0-0	.00	0-0	.00	1	2	3	5.8	2	1	2	0	1	2	8.0	
vs Western Ky.	11/18/	*	17	1-3	.33	0-0	.00	0-0	.00	2	6	8	6.2	4	0	2	0	0	2	6.8	
NORTHERN KY.	11/24/	*	23	2-6	.33	1-1	1.00	2-4	.50	2	7	9	6.7	3	2	2	0	0	7	6.8	
ALABAMA	11/29/	*	19	0-2	.00	0-1	.00	1-2	.50	0	6	6	6.6	2	1	1	0	0	1	6.0	
at Mizzou	12/02/	*	28	4-7	.57	0-1	.00	3-3	1.00	1	3	4	6.3	3	0	1	0	1	11	6.6	
GRAMBLING	12/08/	*	23	1-3	.33	0-0	.00	2-2	1.00	0	4	4	6.0	3	3	1	0	0	4	6.3	
GA. SOUTHERN	12/11/	*	19	4-8	.50	2-4	.50	1-3	.33	2	8	10	6.4	4	3	1	1	0	11	6.8	
STETSON	12/16/	*	19	2-3	.66	0-0	.00	4-4	1.00	0	3	3	6.1	3	3	2	0	0	8	6.9	
ILLINOIS ST.	12/21/	*	23	5-10	.50	0-1	.00	2-3	.66	2	2	4	5.9	3	0	3	1	1	12	7.3	
TEMPLE	01/02/	*	24	5-8	.62	0-1	.00	2-2	1.00	0	4	4	5.8	3	1	1	0	2	12	7.7	
at UConn	01/05/	*	18	1-2	.50	0-1	.00	1-1	1.00	0	2	2	5.5	2	1	2	0	1	3	7.4	
EAST CAROLINA	01/13/	*	21	5-7	.71	2-3	.66	0-0	.00	1	7	8	5.7	5	1	2	0	1	12	7.7	
at Wichita St.	01/16/	*	20	3-8	.37	1-3	.33	0-0	.00	2	3	5	5.6	4	2	1	1	0	7	7.6	
TULSA	01/19/	*	26	3-9	.33	0-2	.00	7-8	.87	1	3	4	5.5	1	3	3	0	1	13	7.9	
at Tulane	01/23/	*	27	4-9	.44	0-2	.00	3-6	.50	1	3	4	5.4	3	0	0	1	1	11	8.1	
at Memphis	01/27/	*	25	4-8	.50	0-1	.00	0-0	.00	2	1	3	5.3	3	2	2	0	3	8	8.1	
UCONN	01/31/	*	22	3-5	.60	0-0	.00	5-8	.62	0	3	3	5.2	5	2	2	0	1	11	8.3	
HOUSTON	02/07/	*	11	0-1	.00	0-0	.00	0-0	.00	1	0	1	5.0	3	0	3	0	0	0	7.9	
at SMU	02/10/	*	30	7-11	.63	0-1	.00	4-4	1.00	3	7	10	5.2	3	5	1	0	1	18	8.3	
SOUTH FLA.	02/13/	*	23	3-5	.60	0-0	.00	3-3	1.00	2	3	5	5.2	5	1	3	1	1	9	8.3	
MEMPHIS	02/16/	*	11	2-6	.33	0-1	.00	0-1	.00	1	1	2	5.1	3	0	0	0	0	4	8.2	
at Cincinnati	02/21/	*	29	2-4	.50	0-0	.00	1-1	1.00	2	3	5	5.1	2	0	3	0	0	5	8.0	
SMU	02/24/	*	28	3-8	.37	0-0	.00	3-5	.60	2	8	10	5.3	2	3	0	0	0	9	8.1	
at USF	02/27/	*	19	1-1	1.00	0-0	.00	1-4	.25	0	4	4	5.2	5	1	2	1	1	3	7.9	
Totals			26	598	76-163	.46	6-27	22	55-88	.62	37	104	141	5.2	88	42	48	7	16	213	7.9

Games played: 27	Rebounds/game: 5.2
Minutes/game: 22.1	Assists/game: 1.6
Points/game: 7.9	Turnovers/game: 1.8
FG Pct: 46.6	Assist/turnover ratio: 0.9
3FG Pct: 22.2	Steals/game: 0.6
FT Pct: 62.5	Blocks/game: 0.3



OVERALL STATISTICS

**Orlando's Hometown Team Statistics
UCF Combined Team Statistics (as of Feb 27, 2019)
All games**

RECORD:	OVERALL	HOME	AWAY	NEUTRAL
ALL GAMES	21-6	14-2	4-4	3-0
CONFERENCE	11-4	7-1	4-3	0-0
NON-CONFERENCE	10-2	7-1	0-1	3-0

#	Player	gp-gs	min	avg	Total		3-Point		F-Throw		Rebounds				pf	dq	a	to	blk	stl	pts	avg			
					fg-fga	fg%	3fg-fga	3fg%	ft-fa	ft%	off	def	tot	avg											
01	Taylor,B.J.	27-27	915	33.9	119-297	.40	52-138	.37	156-202	.77	11	47	58	2.1	41	0	93	47	0	24	446	16.5			
15	Dawkins,Aubrey	27-27	887	32.9	144-311	.46	58-147	.39	65-81	.80	24	114	138	5.1	65	1	36	42	10	29	411	15.2			
24	Fall,Tacko	27-27	666	24.7	124-164	.75	0-0	.00	54-147	.36	64	132	196	7.3	73	1	14	51	70	7	302	11.2			
35	Smith,Collin	27-26	598	22.1	76-163	.46	6-27	.22	55-88	.62	37	104	141	5.2	88	5	42	48	7	16	213	7.9			
02	Allen,Terrell	27-27	806	29.9	67-147	.45	22-51	.43	40-56	.71	7	79	86	3.2	63	0	116	39	0	36	196	7.3			
21	Brown,Chad	27-1	500	18.5	52-98	.53	0-1	.00	33-60	.55	39	108	147	5.4	44	1	12	17	28	10	137	5.1			
10	Griffin,Dayon	22-0	366	16.6	32-94	.34	18-67	.26	13-21	.61	7	35	42	1.9	25	0	23	15	6	16	95	4.3			
04	DeJesus,Cesar	25-0	300	12.0	33-68	.48	5-17	.29	20-27	.74	4	19	23	0.9	19	0	19	21	3	7	91	3.6			
20	Bertz,Frank	27-0	298	11.0	29-80	.36	22-61	.36	6-7	.85	12	24	36	1.3	26	0	12	9	2	15	86	3.2			
12	Grant,Xavier	6-0	13	2.2	2-3	.66	1-2	.50	2-2	1.000	0	2	2	0.3	0	0	0	2	0	0	7	1.2			
22	McSpadden,Chanc	7-0	49	7.0	2-7	.28	1-4	.25	1-6	.16	3	10	13	1.9	5	0	3	3	0	1	6	0.9			
25	Anders,Ryan	6-0	13	2.2	1-7	.14	0-2	.00	0-0	.00	1	2	3	0.5	1	0	1	0	0	0	2	0.3			
13	Renaud,Levy	6-0	13	2.2	0-3	.00	0-0	.00	0-0	.00	0	0	0	0.0	4	0	0	1	0	0	0	0.0			
Team											54	57	111												14
Total.....		27	5424		681-144	.47	185-517	.35	445-697	.63	263	733	996	36.9	454	8	371	309	126	161	199	73.8			
Opponents.....		27	5421		620-158	.39	192-612	.31	296-457	.64	307	632	939	34.8	601	-	341	338	79	145	172	64.0			

TEAM STATISTICS	UCF	OPP	Date	Opponent	Score	Att.
SCORING	1992	1728	11/06/18	RIDER	w 84-70	4870
Points per game	73.8	64.0	11/11/18	FLA. ATLANTIC	L 79-80	4304
Scoring margin	+9.8	-	11/15/18	vs Cal St. Fullerton	w 68-52	1317
FIELD GOALS-ATT	681-1442	620-1584	11/16/18	vs Saint Joseph's	w 77-57	1050
Field goal pct	.472	.391	11/18/18	vs Western Ky.	w 78-62	3018
3 POINT FG-ATT	185-517	192-612	11/24/18	NORTHERN KY.	w 66-53	3374
3-point FG pct	.358	.314	11/29/18	ALABAMA	w 70-64	4449
3-pt FG made per gam	6.9	7.1	12/02/18	at Mizzou	Lot 62-64	10067
FREE THROWS-ATT	445-697	296-457	12/08/18	GRAMBLING	w 70-45	3798
Free throw pct	.638	.648	12/11/18	GA. SOUTHERN	w 95-88	3632
F-Throws made per ga	16.5	11.0	12/16/18	STETSON	w 90-65	3660
REBOUNDS	996	939	12/21/18	ILLINOIS ST.	w 77-56	3885
Rebounds per game	36.9	34.8	* 01/02/19	TEMPLE	w 78-73	3884
Rebounding margin	+2.1	-	* 01/05/19	at UConn	w 65-53	10541
ASSISTS	371	341	* 01/13/19	EAST CAROLINA	w 76-65	4692
Assists per game	13.7	12.6	* 01/16/19	at Wichita St.	L 67-75	0
TURNOVERS	309	338	* 01/19/19	TULSA	w 64-62	4155
Turnovers per game	11.4	12.5	* 01/23/19	at Tulane	w 75-50	1308
Turnover margin	+1.1	-	* 01/27/19	at Memphis	L 57-77	17046
Assist/turnover ratio	1.2	1.0	* 01/31/19	UCONN	w 73-67	5016
STEALS	161	145	* 02/07/19	HOUSTON	L 68-77	6292
Steals per game	6.0	5.4	* 02/10/19	at SMU	w 71-65	5989
BLOCKS	126	79	* 02/13/19	SOUTH FLA.	w 78-65	4719
Blocks per game	4.7	2.9	* 02/16/19	MEMPHIS	w 79-72	5458
ATTENDANCE	71166	69944	* 02/21/19	at Cincinnati	L 55-60	12377
Home games-Avg/Gam	16-4448	8-8070	* 02/24/19	SMU	w 95-48	4978
Neutral site-Avg/Game	-	3-1795	* 02/27/19	at USF	w 75-63	7231

Score by Periods	1st	2nd	OT	Totals
UCF	923	1064	5	1992
Opponents	756	965	7	1728

* = Conference game



CONFERENCE STATISTICS

**Orlando's Hometown Team Statistics
UCF Combined Team Statistics (as of Feb 27, 2019)
Conference games**

RECORD:	OVERALL	HOME	AWAY	NEUTRAL
ALL GAMES	11-4	7-1	4-3	0-0
CONFERENCE	11-4	7-1	4-3	0-0
NON-CONFERENCE	0-0	0-0	0-0	0-0

##	Player	gp-gs	min	avg	Total			3-Point		F-Throw		Rebounds				pf	dq	a	to	blk	stl	pts	avg		
					fg-fga	fg%	3fg-fga	3fg%	ft-fa	ft%	off	def	tot	avg											
01	Taylor,B.J.	15-15	511	34.1	63-160	.39	28-77	.36	82-111	.73	5	23	28	1.9	25	0	60	30	0	13	236	15.7			
15	Dawkins,Aubrey	15-15	488	32.5	81-171	.47	33-78	.42	29-39	.74	11	55	66	4.4	38	1	21	21	5	16	224	14.9			
24	Fall,Tacko	15-15	380	25.3	68-94	.72	0-0	.00	38-88	.43	39	74	113	7.5	41	1	8	30	30	5	174	11.6			
35	Smith,Collin	15-15	334	22.3	46-92	.50	3-15	.20	30-43	.69	18	52	70	4.7	49	4	22	25	4	13	125	8.3			
02	Allen,Terrell	15-15	434	28.9	31-74	.41	8-24	.33	25-32	.78	4	42	46	3.1	35	0	60	25	0	23	95	6.3			
21	Brown,Chad	15-0	272	18.1	27-53	.50	0-0	.00	21-37	.56	23	61	84	5.6	26	0	4	9	11	5	75	5.0			
10	Griffin,Dayon	15-0	278	18.5	24-70	.34	14-50	.28	12-19	.63	6	29	35	2.3	21	0	16	13	5	14	74	4.9			
20	Bertz,Frank	15-0	155	10.3	12-35	.34	10-29	.34	2-2	1.000	3	6	9	0.6	12	0	5	4	2	6	36	2.4			
04	DeJesus,Ceasar	14-0	128	9.1	12-26	.46	1-5	.20	6-11	.54	0	5	5	0.4	9	0	4	12	2	3	31	2.2			
12	Grant,Xavier	3-0	7	2.3	1-2	.50	0-1	.00	2-2	1.000	0	1	1	0.3	0	0	0	2	0	0	4	1.3			
25	Anders,Ryan	3-0	7	2.3	1-5	.20	0-1	.00	0-0	.00	1	1	2	0.7	1	0	1	0	0	0	2	0.7			
13	Renaud,Levy	3-0	6	2.0	0-1	.00	0-0	.00	0-0	.00	0	0	0	0.0	2	0	0	0	0	0	0	0.0			
Team											26	25	51												7
Total.....		15	3000		366-783	.46	97-280	.34	247-384	.64	136	374	510	34.0	259	6	201	178	59	98	107	71.7			
Opponents.....		15	3000		340-847	.40	106-337	.31	186-262	.71	161	352	513	34.2	327	-	191	195	50	85	972	64.8			

TEAM STATISTICS	UCF	OPP	Date	Opponent	Score	Att.
SCORING	1076	972	* 01/02/19	TEMPLE	w 78-73	3884
Points per game	71.7	64.8	* 01/05/19	at UConn	w 65-53	10541
Scoring margin	+6.9	-	* 01/13/19	EAST CAROLINA	w 76-65	4692
FIELD GOALS-ATT	366-783	340-847	* 01/16/19	at Wichita St.	L 67-75	0
Field goal pct	.467	.401	* 01/19/19	TULSA	w 64-62	4155
3 POINT FG-ATT	97-280	106-337	* 01/23/19	at Tulane	w 75-50	1308
3-point FG pct	.346	.315	* 01/27/19	at Memphis	L 57-77	17046
3-pt FG made per gam	6.5	7.1	* 01/31/19	UCONN	w 73-67	5016
FREE THROWS-ATT	247-384	186-262	* 02/07/19	HOUSTON	L 68-77	6292
Free throw pct	.643	.710	* 02/10/19	at SMU	w 71-65	5989
F-Throws made per ga	16.5	12.4	* 02/13/19	SOUTH FLA.	w 78-65	4719
REBOUNDS	510	513	* 02/16/19	MEMPHIS	w 79-72	5458
Rebounds per game	34.0	34.2	* 02/21/19	at Cincinnati	L 55-60	12377
Rebounding margin	-0.2	-	* 02/24/19	SMU	w 95-48	4978
ASSISTS	201	191	* 02/27/19	at USF	w 75-63	7231
Assists per game	13.4	12.7				
TURNOVERS	178	195	* = Conference game			
Turnovers per game	11.9	13.0				
Turnover margin	+1.1	-				
Assist/turnover ratio	1.1	1.0				
STEALS	98	85				
Steals per game	6.5	5.7				
BLOCKS	59	50				
Blocks per game	3.9	3.3				
ATTENDANCE	39194	54492				
Home games-Avg/Gam	8-4899	7-7785				
Neutral site-Avg/Game	-	0-0				

Score by Periods	1st	2nd	Totals
UCF	494	582	1076
Opponents	431	541	972



GAME-BY-GAME STATISTICS

**Orlando's Hometown Team Statistics
UCF Team Game-by-Game (as of Feb 28, 2019)
All games**

TEAM STATISTICS

Opponent	Date	Score	W/L	Total		3-Pointers		Free throws		Rebounds				pf	a	t/o	blk	stl	pts	avg
				fg-fga	pct	3fg-fga	pct	ft-fta	pct	off	def	tot	avg							
RIDER	11/06/	84-70	W	27-59	.45	5-22	.22	25-45	.55	12	35	47	47.0	22	14	11	10	5	84	84.0
FLA. ATLANTIC	11/11/	79-80	L	28-56	.50	6-20	.30	17-26	.65	12	26	38	42.5	19	14	13	2	5	79	81.5
vs Cal St. Fullerton	11/15/	68-52	W	26-60	.43	4-15	.26	12-19	.63	13	32	45	43.3	17	12	11	5	7	68	77.0
vs Saint Joseph's	11/16/	77-57	W	32-58	.55	10-21	.47	3-4	.75	11	29	40	42.5	13	14	13	4	8	77	77.0
vs Western Ky.	11/18/	78-62	W	28-55	.50	10-20	.50	12-24	.50	11	25	36	41.2	17	20	11	3	7	78	77.2
NORTHERN KY.	11/24/	66-53	W	22-50	.44	5-14	.35	17-36	.47	10	41	51	42.8	17	14	9	5	1	66	75.3
ALABAMA	11/29/	70-64	W	21-45	.46	5-15	.33	23-36	.63	4	25	29	40.9	14	12	9	6	5	70	74.6
at Mizzou	12/02/	62-64	Lot	19-40	.47	6-20	.30	18-23	.78	7	25	32	39.8	18	9	15	8	5	62	73.0
GRAMBLING	12/08/	70-45	W	20-49	.40	8-17	.47	22-31	.71	13	34	47	40.6	15	11	14	7	6	70	72.7
GA. SOUTHERN	12/11/	95-88	W	33-66	.50	12-27	.44	17-23	.73	12	27	39	40.4	14	18	11	5	1	95	74.9
STETSON	12/16/	90-65	W	29-62	.46	10-28	.35	22-31	.71	11	36	47	41.0	15	18	6	7	4	90	76.3
ILLINOIS ST.	12/21/	77-56	W	30-59	.50	7-18	.38	10-15	.66	11	24	35	40.5	14	14	8	5	9	77	76.3
TEMPLE	01/02/	78-73	W	29-48	.60	4-11	.36	16-28	.57	8	23	31	39.8	15	17	14	3	4	78	76.5
at UConn	01/05/	65-53	W	20-35	.57	5-11	.45	20-29	.69	0	23	23	38.6	12	11	16	3	12	65	75.6
EAST CAROLINA	01/13/	76-65	W	24-58	.41	6-25	.24	22-41	.53	16	29	45	39.0	19	13	11	3	11	76	75.7
at Wichita St.	01/16/	67-75	L	22-52	.42	9-20	.45	14-20	.70	6	16	22	37.9	19	10	8	3	5	67	75.1
TULSA	01/19/	64-62	W	19-51	.37	4-20	.20	22-31	.71	9	28	37	37.9	21	13	12	2	5	64	74.5
at Tulane	01/23/	75-50	W	31-71	.43	8-28	.28	5-10	.50	15	27	42	38.1	17	9	11	4	12	75	74.5
at Memphis	01/27/	57-77	L	22-58	.37	6-26	.23	7-14	.50	12	16	28	37.6	17	12	15	7	9	57	73.6
UCONN	01/31/	73-67	W	22-45	.48	4-11	.36	25-36	.69	8	22	30	37.2	15	11	12	3	7	73	73.6
HOUSTON	02/07/	68-77	L	23-54	.42	8-24	.33	14-27	.51	8	26	34	37.0	23	12	11	5	4	68	73.3
at SMU	02/10/	71-65	W	26-50	.52	7-16	.43	12-13	.92	5	27	32	36.8	12	16	13	4	5	71	73.2
SOUTH FLA.	02/13/	78-65	W	24-44	.54	5-11	.45	25-44	.56	11	26	37	36.8	22	16	10	7	5	78	73.4
MEMPHIS	02/16/	79-72	W	24-58	.41	6-19	.31	25-30	.83	9	29	38	36.9	20	14	10	5	7	79	73.6
at Cincinnati	02/21/	55-60	L	21-45	.46	9-20	.45	4-7	.57	7	17	24	36.4	11	11	17	5	4	55	72.9
SMU	02/24/	95-48	W	34-69	.49	11-26	.42	16-25	.64	14	44	58	37.2	16	17	6	2	2	95	73.7
at USF	02/27/	75-63	W	25-45	.55	5-12	.41	20-29	.69	8	21	29	36.9	20	19	12	3	6	75	73.8
UCF		1992		681-1442	.472	185-517	.358	445-697	.638	263	733	996	36.9	454	371	309	126	161	1992	73.8
Opponents		1728		620-1584	.391	192-612	.314	296-457	.648	307	632	939	34.8	601	341	338	79	145	1728	64.0

Games played: 27
Points/game: 73.8
FG Pct: 47.2
3FG Pct: 35.8
FT Pct: 63.8

Rebounds/game: 36.9
Assists/game: 13.7
Turnovers/game: 11.4
Assist/turnover ratio: 1.2
Steals/game: 6.0
Blocks/game: 4.7



OPPONENT GAME-BY-GAME STATISTICS

**Orlando's Hometown Team Statistics
UCF Opponent Game-by-Game (as of Feb 28, 2019)
All games**

OPPONENT STATISTICS

Opponent	Date	Score	Total		3-Pointers		Free throws		Rebounds				pf	a	t/o	blk	stl	pts	avg
			fg-fga	pct	3fg-fga	pct	ft-fa	pct	off	def	tot	avg							
RIDER	11/06/	84-70 W	27-69	.39	7-17	.41	9-24	.37	16	31	47	47.0	32	15	17	1	6	70	70.0
FLA. ATLANTIC	11/11/	79-80 L	28-67	.41	12-34	.35	12-18	.66	17	23	40	43.5	27	14	13	1	6	80	75.0
vs Cal St. Fullerton	11/15/	68-52 W	19-55	.34	4-17	.23	10-18	.55	8	25	33	40.0	20	12	12	4	6	52	67.3
vs Saint Joseph's	11/16/	77-57 W	21-55	.38	9-25	.36	6-13	.46	10	15	25	36.2	9	12	11	3	6	57	64.8
vs Western Ky.	11/18/	78-62 W	22-55	.40	4-12	.33	14-21	.66	11	23	34	35.8	24	15	15	4	7	62	64.2
NORTHERN KY.	11/24/	66-53 W	19-59	.32	8-31	.25	7-17	.41	7	28	35	35.7	28	14	6	3	2	53	62.3
ALABAMA	11/29/	70-64 W	25-66	.37	5-24	.20	9-14	.64	19	27	46	37.1	24	14	14	5	3	64	62.6
at Mizzou	12/02/	62-64 Lot	23-63	.36	12-29	.41	6-11	.54	17	16	33	36.6	21	7	10	0	6	64	62.8
GRAMBLING	12/08/	70-45 W	17-58	.29	3-16	.18	8-18	.44	12	21	33	36.2	27	6	12	3	5	45	60.8
GA. SOUTHERN	12/11/	95-88 W	37-68	.54	7-16	.43	7-12	.58	6	24	30	35.6	19	17	9	3	7	88	63.5
STETSON	12/16/	90-65 W	23-69	.33	7-26	.26	12-16	.75	12	25	37	35.7	24	10	8	1	6	65	63.6
ILLINOIS ST.	12/21/	77-56 W	19-53	.35	8-28	.28	10-13	.76	11	22	33	35.5	19	14	16	1	0	56	63.0
TEMPLE	01/02/	78-73 W	24-53	.45	13-27	.48	12-15	.80	7	16	23	34.5	21	19	14	3	12	73	63.8
at UConn	01/05/	65-53 W	19-59	.32	6-20	.30	9-11	.81	17	20	37	34.7	24	9	18	0	5	53	63.0
EAST CAROLINA	01/13/	76-65 W	23-58	.39	5-19	.26	14-24	.58	10	28	38	34.9	31	12	14	0	5	65	63.1
at Wichita St.	01/16/	67-75 L	27-52	.51	4-15	.26	17-18	.94	8	27	35	34.9	20	13	11	5	2	75	63.9
TULSA	01/19/	64-62 W	19-47	.40	7-19	.36	17-23	.73	4	30	34	34.9	29	13	13	3	8	62	63.8
at Tulane	01/23/	75-50 W	18-54	.33	3-12	.25	11-16	.68	10	28	38	35.1	10	9	19	7	7	50	63.0
at Memphis	01/27/	57-77 L	29-65	.44	8-24	.33	11-14	.78	21	25	46	35.6	15	16	17	6	7	77	63.7
UCONN	01/31/	73-67 W	24-54	.44	9-22	.40	10-13	.76	9	21	30	35.3	24	12	14	3	4	67	63.9
HOUSTON	02/07/	68-77 L	25-57	.43	7-27	.25	20-28	.71	11	32	43	35.7	23	13	10	3	7	77	64.5
at SMU	02/10/	71-65 W	25-63	.39	10-37	.27	5-10	.50	12	19	31	35.5	14	16	8	6	7	65	64.5
SOUTH FLA.	02/13/	78-65 W	21-57	.36	9-24	.37	14-27	.51	15	19	34	35.4	31	12	10	2	6	65	64.6
MEMPHIS	02/16/	79-72 W	27-61	.44	5-20	.25	13-16	.81	8	28	36	35.5	26	12	14	4	5	72	64.9
at Cincinnati	02/21/	55-60 L	21-52	.40	7-14	.50	11-12	.91	11	17	28	35.2	13	13	14	4	3	60	64.7
SMU	02/24/	95-48 W	17-69	.24	7-32	.21	7-11	.63	9	26	35	35.2	21	6	4	2	3	48	64.0
at USF	02/27/	75-63 W	21-46	.45	6-25	.24	15-24	.62	9	16	25	34.8	25	16	15	2	4	63	64.0
Opponents		1728	620-1584	.391	192-612	.314	296-457	.648	307	632	939	34.8	601	341	338	79	145	1728	64.0
UCF		1992	681-1442	.472	185-517	.358	445-697	.638	263	733	996	36.9	454	371	309	126	161	1992	73.8

Games played: 27
Points/game: 64.0
FG Pct: 39.1
3FG Pct: 31.4
FT Pct: 64.8

Rebounds/game: 34.8
Assists/game: 12.6
Turnovers/game: 12.5
Assist/turnover ratio: 1.0
Steals/game: 5.4
Blocks/game: 2.9



CATEGORY LEADERS

**Orlando's Hometown Team Statistics
UCF Category Leaders (as of Feb 28, 2019)
All games**

Points	G	Pts	Pts/G
Taylor,B.J.	27	446	16.5
Dawkins,Aubrey	27	411	15.2
Fall,Tacko	27	302	11.2
Smith,Collin	27	213	7.9
Allen,Terrell	27	196	7.3
Brown,Chad	27	137	5.1
Griffin,Dayon	22	95	4.3
DeJesus,Ceasar	25	91	3.6
Bertz,Frank	27	86	3.2
Grant,Xavier	6	7	1.2
McSpadden,Chance	7	6	0.9
Anders,Ryan	6	2	0.3

Scoring Average	G	Pts	Avg/G
Taylor,B.J.	27	446	16.5
Dawkins,Aubrey	27	411	15.2
Fall,Tacko	27	302	11.2
Smith,Collin	27	213	7.9
Allen,Terrell	27	196	7.3
Brown,Chad	27	137	5.1
Griffin,Dayon	22	95	4.3
DeJesus,Ceasar	25	91	3.6
Bertz,Frank	27	86	3.2
Grant,Xavier	6	7	1.2
McSpadden,Chance	7	6	0.9
Anders,Ryan	6	2	0.3

FG Percentage	FG	Att	Pct
Fall,Tacko	124	164	.756
Grant,Xavier	2	3	.667
Brown,Chad	52	98	.531
DeJesus,Ceasar	33	68	.485
Smith,Collin	76	163	.466
Dawkins,Aubrey	144	311	.463
Allen,Terrell	67	147	.456
Taylor,B.J.	119	297	.401
Bertz,Frank	29	80	.363
Griffin,Dayon	32	94	.340
McSpadden,Chance	2	7	.286
Anders,Ryan	1	7	.143

Field Goal Attempts	G	Att	Att/G
Dawkins,Aubrey	27	311	11.5
Taylor,B.J.	27	297	11.0
Fall,Tacko	27	164	6.1
Smith,Collin	27	163	6.0
Allen,Terrell	27	147	5.4

Field Goals Made	G	Made	Made/G
Dawkins,Aubrey	27	144	5.3
Fall,Tacko	27	124	4.6
Taylor,B.J.	27	119	4.4
Smith,Collin	27	76	2.8
Allen,Terrell	27	67	2.5

3-Point Percentage	3FG	Att	Pct
Grant,Xavier	1	2	.500
Allen,Terrell	22	51	.431
Dawkins,Aubrey	58	147	.395
Taylor,B.J.	52	138	.377
Bertz,Frank	22	61	.361
DeJesus,Ceasar	5	17	.294
Griffin,Dayon	18	67	.269
McSpadden,Chance	1	4	.250
Smith,Collin	6	27	.222
Anders,Ryan	0	2	.000
Brown,Chad	0	1	.000

3-Point FG Attempts	G	Att	Att/G
Dawkins,Aubrey	27	147	5.4
Taylor,B.J.	27	138	5.1
Griffin,Dayon	22	67	3.0
Bertz,Frank	27	61	2.3
Allen,Terrell	27	51	1.9

3-Point FG Made	G	Made	Made/G
Dawkins,Aubrey	27	58	2.1
Taylor,B.J.	27	52	1.9
Allen,Terrell	27	22	0.8
Bertz,Frank	27	22	0.8
Griffin,Dayon	22	18	0.8

Free Throw Percent	FG	Att	Pct
Grant,Xavier	2	2	1.000
Bertz,Frank	6	7	.857
Dawkins,Aubrey	65	81	.802
Taylor,B.J.	156	202	.772
DeJesus,Ceasar	20	27	.741
Allen,Terrell	40	56	.714
Smith,Collin	55	88	.625
Griffin,Dayon	13	21	.619
Brown,Chad	33	60	.550
Fall,Tacko	54	147	.367
McSpadden,Chance	1	6	.167

Free Throw Attempts	G	Att	Att/G
Taylor,B.J.	27	202	7.5
Fall,Tacko	27	147	5.4
Smith,Collin	27	88	3.3
Dawkins,Aubrey	27	81	3.0
Brown,Chad	27	60	2.2

Free Throws Made	G	Made	Made/G
Taylor,B.J.	27	156	5.8
Dawkins,Aubrey	27	65	2.4
Smith,Collin	27	55	2.0
Fall,Tacko	27	54	2.0
Allen,Terrell	27	40	1.5



CATEGORY LEADERS

**Orlando's Hometown Team Statistics
UCF Category Leaders (as of Feb 28, 2019)
All games**

Rebounds	G	Reb	Reb/G
Fall, Tacko	27	196	7.3
Brown, Chad	27	147	5.4
Smith, Collin	27	141	5.2
Dawkins, Aubrey	27	138	5.1
Allen, Terrell	27	86	3.2

Assists	G	No.	Ast/G
Allen, Terrell	27	116	4.3
Taylor, B.J.	27	93	3.4
Smith, Collin	27	42	1.6
Dawkins, Aubrey	27	36	1.3
Griffin, Dayon	22	23	1.0

Rebound Average	G	Reb	Avg/G
Fall, Tacko	27	196	7.3
Brown, Chad	27	147	5.4
Smith, Collin	27	141	5.2
Dawkins, Aubrey	27	138	5.1
Allen, Terrell	27	86	3.2

Steals	G	No.	Stl/G
Allen, Terrell	27	36	1.3
Dawkins, Aubrey	27	29	1.1
Taylor, B.J.	27	24	0.9
Griffin, Dayon	22	16	0.7
Smith, Collin	27	16	0.6

Offensive Rebounds	G	No.	Avg/G
Fall, Tacko	27	64	2.4
Brown, Chad	27	39	1.4
Smith, Collin	27	37	1.4
Dawkins, Aubrey	27	24	0.9
Bertz, Frank	27	12	0.4

Blocked Shots	G	No.	Blk/G
Fall, Tacko	27	70	2.6
Brown, Chad	27	28	1.0
Dawkins, Aubrey	27	10	0.4
Smith, Collin	27	7	0.3
Griffin, Dayon	22	6	0.3

Defensive Rebounds	G	No.	Avg/G
Fall, Tacko	27	132	4.9
Dawkins, Aubrey	27	114	4.2
Brown, Chad	27	108	4.0
Smith, Collin	27	104	3.9
Allen, Terrell	27	79	2.9

Minutes	G	No.	Min/G
Taylor, B.J.	27	915	33.9
Dawkins, Aubrey	27	887	32.9
Allen, Terrell	27	806	29.9
Fall, Tacko	27	666	24.7
Smith, Collin	27	598	22.1

Fouls	G	No.	Per/G
Smith, Collin	27	88	3.3
Fall, Tacko	27	73	2.7
Dawkins, Aubrey	27	65	2.4
Allen, Terrell	27	63	2.3
Brown, Chad	27	44	1.6

Turnovers	G	No.	TO/G
Fall, Tacko	27	51	1.9
Smith, Collin	27	48	1.8
Taylor, B.J.	27	47	1.7
Dawkins, Aubrey	27	42	1.6
Allen, Terrell	27	39	1.4

Foulsouts	G	No.
Smith, Collin	27	5
Brown, Chad	27	1
Fall, Tacko	27	1
Dawkins, Aubrey	27	1



UCF TEAM HIGHS

**Orlando's Hometown Team Statistics
UCF Team High/Low Analysis (as of Feb 28, 2019)
All games**

UCF - TEAM GAME HIGHS

POINTS	95	SMU (02/24/19)
	95	GA. SOUTHERN (12/11/18)
	90	STETSON (12/16/18)
	84	RIDER (11/06/18)
	79	MEMPHIS (02/16/19)
	79	FLA. ATLANTIC (11/11/18)
FIELD GOALS MADE	34	SMU (02/24/19)
	33	GA. SOUTHERN (12/11/18)
FIELD GOAL ATTEMPTS	71	at Tulane (01/23/19)
	69	SMU (02/24/19)
FIELD GOAL PERCENTAGE	.604 (29-48)	TEMPLE (01/02/19)
	.571 (20-35)	at UConn (01/05/19)
3 PT FIELD GOALS MADE	12	GA. SOUTHERN (12/11/18)
	11	SMU (02/24/19)
3 PT FG ATTEMPTS	28	at Tulane (01/23/19)
	28	STETSON (12/16/18)
3 PT FG PERCENTAGE	.500 (10-20)	vs Western Ky. (11/18/18)
	.476 (10-21)	vs Saint Joseph's (11/16/18)
FREE THROWS MADE	25	MEMPHIS (02/16/19)
	25	SOUTH FLA. (02/13/19)
	25	UCONN (01/31/19)
	25	RIDER (11/06/18)
FREE THROW ATTEMPTS	45	RIDER (11/06/18)
	44	SOUTH FLA. (02/13/19)
FREE THROW PERCENTAGE	.923 (12-13)	at SMU (02/10/19)
	.833 (25-30)	MEMPHIS (02/16/19)
REBOUNDS	58	SMU (02/24/19)
	51	NORTHERN KY. (11/24/18)
ASSISTS	20	vs Western Ky. (11/18/18)
	19	at USF (02/27/19)
STEALS	12	at Tulane (01/23/19)
	12	at UConn (01/05/19)
BLOCKED SHOTS	10	RIDER (11/06/18)
	8	at Mizzou (12/02/18)
TURNOVERS	17	at Cincinnati (02/21/19)
	16	at UConn (01/05/19)
FOULS	23	HOUSTON (02/07/19)
	22	SOUTH FLA. (02/13/19)
	22	RIDER (11/06/18)



OPPONENT TEAM HIGHS

**Orlando's Hometown Team Statistics
UCF High/Low Analysis (as of Feb 28, 2019)
All games**

Opponent - GAME HIGHS

POINTS	88	GA. SOUTHERN (12/11/18)
	80	FLA. ATLANTIC (11/11/18)
	77	HOUSTON (02/07/19)
	77	at Memphis (01/27/19)
	75	at Wichita St. (01/16/19)
FIELD GOALS MADE	37	GA. SOUTHERN (12/11/18)
	29	at Memphis (01/27/19)
FIELD GOAL ATTEMPTS	69	SMU (02/24/19)
	69	STETSON (12/16/18)
	69	RIDER (11/06/18)
FIELD GOAL PERCENTAGE	.544 (37-68)	GA. SOUTHERN (12/11/18)
	.519 (27-52)	at Wichita St. (01/16/19)
3 PT FIELD GOALS MADE	13	TEMPLE (01/02/19)
	12	at Mizzou (12/02/18)
	12	FLA. ATLANTIC (11/11/18)
3 PT FG ATTEMPTS	37	at SMU (02/10/19)
	34	FLA. ATLANTIC (11/11/18)
3 PT FG PERCENTAGE	.500 (7-14)	at Cincinnati (02/21/19)
	.481 (13-27)	TEMPLE (01/02/19)
FREE THROWS MADE	20	HOUSTON (02/07/19)
	17	TULSA (01/19/19)
	17	at Wichita St. (01/16/19)
FREE THROW ATTEMPTS	28	HOUSTON (02/07/19)
	27	SOUTH FLA. (02/13/19)
FREE THROW PERCENTAGE	.944 (17-18)	at Wichita St. (01/16/19)
	.917 (11-12)	at Cincinnati (02/21/19)
REBOUNDS	47	RIDER (11/06/18)
	46	at Memphis (01/27/19)
	46	ALABAMA (11/29/18)
ASSISTS	19	TEMPLE (01/02/19)
	17	GA. SOUTHERN (12/11/18)
STEALS	12	TEMPLE (01/02/19)
	8	TULSA (01/19/19)
BLOCKED SHOTS	7	at Tulane (01/23/19)
	6	at SMU (02/10/19)
	6	at Memphis (01/27/19)
TURNOVERS	19	at Tulane (01/23/19)
	18	at UConn (01/05/19)
FOULS	32	RIDER (11/06/18)
	31	SOUTH FLA. (02/13/19)
	31	EAST CAROLINA (01/13/19)



UCF TEAM LOWS

**Orlando's Hometown Team Statistics
UCF High/Low Analysis (as of Feb 28, 2019)
All games**

UCF - GAME LOWS

POINTS	55	at Cincinnati (02/21/19)
	57	at Memphis (01/27/19)
	62	at Mizzou (12/02/18)
	64	TULSA (01/19/19)
	65	at UConn (01/05/19)
FIELD GOALS MADE	19	at Mizzou (12/02/18)
	19	TULSA (01/19/19)
FIELD GOAL ATTEMPTS	35	at UConn (01/05/19)
	40	at Mizzou (12/02/18)
FIELD GOAL PERCENTAGE	.373 (19-51)	TULSA (01/19/19)
	.379 (22-58)	at Memphis (01/27/19)
3 PT FIELD GOALS MADE	4	vs Cal St. Fullerton (11/15/18)
	4	TEMPLE (01/02/19)
	4	TULSA (01/19/19)
	4	UCONN (01/31/19)
3 PT FG ATTEMPTS	11	TEMPLE (01/02/19)
	11	at UConn (01/05/19)
	11	UCONN (01/31/19)
	11	SOUTH FLA. (02/13/19)
3 PT FG PERCENTAGE	.200 (4-20)	TULSA (01/19/19)
	.227 (5-22)	RIDER (11/06/18)
FREE THROWS MADE	3	vs Saint Joseph's (11/16/18)
	4	at Cincinnati (02/21/19)
FREE THROW ATTEMPTS	4	vs Saint Joseph's (11/16/18)
	7	at Cincinnati (02/21/19)
FREE THROW PERCENTAGE	.472 (17-36)	NORTHERN KY. (11/24/18)
	.500 (5-10)	at Tulane (01/23/19)
	.500 (7-14)	at Memphis (01/27/19)
	.500 (12-24)	vs Western Ky. (11/18/18)
REBOUNDS	22	at Wichita St. (01/16/19)
	23	at UConn (01/05/19)
ASSISTS	9	at Mizzou (12/02/18)
	9	at Tulane (01/23/19)
STEALS	1	NORTHERN KY. (11/24/18)
	1	GA. SOUTHERN (12/11/18)
BLOCKED SHOTS	2	FLA. ATLANTIC (11/11/18)
	2	TULSA (01/19/19)
	2	SMU (02/24/19)
TURNOVERS	6	STETSON (12/16/18)
	6	SMU (02/24/19)
FOULS	11	at Cincinnati (02/21/19)
	12	at UConn (01/05/19)
	12	at SMU (02/10/19)



OPPONENT TEAM LOWS

**Orlando's Hometown Team Statistics
UCF High/Low Analysis (as of Feb 28, 2019)
All games**

Opponent - GAME LOWS

POINTS	45	GRAMBLING (12/08/18)
	48	SMU (02/24/19)
	50	at Tulane (01/23/19)
	52	vs Cal St. Fullerton (11/15/18)
	53	NORTHERN KY. (11/24/18)
FIELD GOALS MADE	53	at UConn (01/05/19)
	17	GRAMBLING (12/08/18)
FIELD GOAL ATTEMPTS	17	SMU (02/24/19)
	46	at USF (02/27/19)
FIELD GOAL PERCENTAGE	47	TULSA (01/19/19)
	.246 (17-69)	SMU (02/24/19)
3 PT FIELD GOALS MADE	.293 (17-58)	GRAMBLING (12/08/18)
	3	GRAMBLING (12/08/18)
3 PT FG ATTEMPTS	3	at Tulane (01/23/19)
	12	vs Western Ky. (11/18/18)
3 PT FG PERCENTAGE	12	at Tulane (01/23/19)
	.188 (3-16)	GRAMBLING (12/08/18)
FREE THROWS MADE	.208 (5-24)	ALABAMA (11/29/18)
	5	at SMU (02/10/19)
FREE THROW ATTEMPTS	6	vs Saint Joseph's (11/16/18)
	6	at Mizzou (12/02/18)
	10	at SMU (02/10/19)
	11	at Mizzou (12/02/18)
FREE THROW PERCENTAGE	11	at UConn (01/05/19)
	11	SMU (02/24/19)
	.375 (9-24)	RIDER (11/06/18)
REBOUNDS	.412 (7-17)	NORTHERN KY. (11/24/18)
	23	TEMPLE (01/02/19)
ASSISTS	25	vs Saint Joseph's (11/16/18)
	25	at USF (02/27/19)
STEALS	6	GRAMBLING (12/08/18)
	6	SMU (02/24/19)
BLOCKED SHOTS	0	ILLINOIS ST. (12/21/18)
	2	NORTHERN KY. (11/24/18)
TURNOVERS	2	at Wichita St. (01/16/19)
	0	at Mizzou (12/02/18)
FOULS	0	at UConn (01/05/19)
	4	EAST CAROLINA (01/13/19)
	6	SMU (02/24/19)
	9	NORTHERN KY. (11/24/18)
	10	vs Saint Joseph's (11/16/18)
		at Tulane (01/23/19)



GAME 28 • UCF AT HOUSTON

Official Basketball Box Score -- Game Totals -- Final Statistics Rider vs UCF 11/06/18 6:30 pm at Orlando, Fla. (CFE Arena)

Rider 70 • 0-1

#	Player	Total			3-Ptr			Rebounds			PF	TP	A	TO	Blk	Stl	Min
		FG-FGA	FG-FGA	FT-FTA	FG-FGA	FG-FGA	FT-FTA	Off	Def	Tot							
14	Dimencio Vaughn	f	6-9	1-2	1-4	2	3	5	5	14	0	1	0	0	17		
20	Tyere Marshall	f	4-11	0-0	3-5	3	2	5	3	11	2	3	0	1	21		
02	Jordan Allen	g	2-6	1-5	0-0	0	4	4	2	5	1	2	0	0	26		
12	Anthony Durham	g	2-5	0-0	1-1	0	2	2	4	5	2	0	0	0	24		
23	Stevie Jordan	g	3-8	1-2	1-2	0	3	3	2	8	4	6	0	1	32		
10	Ajiri Ogemuno-Johnso	g	0-2	0-0	1-2	1	0	1	0	1	0	0	0	0	7		
11	Devine Eke	g	1-1	0-0	0-2	1	0	1	5	2	1	0	0	1	8		
13	Frederick Scott	g	4-9	2-2	1-5	1	5	6	2	11	0	2	0	1	20		
15	Karamoko Cisse	g	0-1	0-0	0-0	1	1	2	4	0	1	0	0	0	4		
22	Kimar Williams	g	2-8	0-0	0-0	0	3	3	4	4	0	0	0	2	23		
23	Ahmad Gilbert	g	3-9	2-6	1-3	1	2	3	1	9	0	3	1	0	17		
	Team					6	6	12									
	Totals		27-69	7-17	9-24	16	31	47	32	70	15	17	1	6	199		

FG % 1st Half: 12-30 40.0% 2nd half: 15-39 38.5% Game: 27-69 39.1%
 3FG % 1st Half: 5-9 55.6% 2nd half: 2-8 25.0% Game: 7-17 41.2%
 FT % 1st Half: 5-11 45.5% 2nd half: 4-13 30.8% Game: 9-24 37.5%

UCF 84 • 1-0

#	Player	Total			3-Ptr			Rebounds			PF	TP	A	TO	Blk	Stl	Min
		FG-FGA	FG-FGA	FT-FTA	FG-FGA	FG-FGA	FT-FTA	Off	Def	Tot							
35	Smith,Collin	f	4-10	0-1	6-15	6	7	13	3	14	3	1	1	0	30		
24	Fall,Tacko	c	2-2	0-0	0-2	0	6	6	4	4	0	1	5	0	1	17	
01	Taylor,B.J.	g	5-13	2-4	10-14	1	1	2	1	22	4	2	0	1	33		
02	Allen,Terrell	g	4-6	1-2	4-5	1	4	5	2	13	4	1	0	0	30		
15	Dawkins,Aubrey	g	5-14	1-8	5-7	1	9	10	2	16	0	3	2	2	31		
04	DeJesus,Ceasar	g	3-5	0-1	0-1	1	1	2	1	6	1	1	0	1	15		
10	Griffin,Dayon	g	2-4	1-3	0-0	1	1	2	5	1	1	0	1	0	20		
20	Bertz, Frank	g	0-1	0-1	0-0	0	0	0	2	0	1	0	0	0	2		
21	Brown, Chad	g	1-1	0-0	0-0	0	2	2	5	2	0	0	2	0	14		
22	McSpadden,Chance	g	1-3	0-2	0-1	0	2	2	0	2	0	1	0	0	8		
	Team					1	2	3									
	Totals		27-59	5-22	25-45	12	35	47	22	84	14	11	10	5	200		

FG % 1st Half: 17-36 47.2% 2nd half: 10-23 43.5% Game: 27-59 45.8%
 3FG % 1st Half: 4-13 30.8% 2nd half: 1-9 11.1% Game: 5-22 22.7%
 FT % 1st Half: 5-15 33.3% 2nd half: 20-30 66.7% Game: 25-45 55.6%

Officials: Sean Casady, Bill Jacobson, Josue Nieves
 Technical fouls: Rider-None. UCF-None.
 Attendance: 4870

Score by periods	1st	2nd	Total
Rider	34	36	70
UCF	43	41	84

Points RIDER 42 UCF 30
 In Paint 15 UCF 22
 Off T/O 15 UCF 9
 2nd Chance 21 UCF 6
 Fast Break 17 UCF 15
 Bench 27 UCF 15

Score tied - 1 time.
 Lead changed - 1 time.

Official Basketball Box Score -- Game Totals -- Final Statistics Fla. Atlantic vs UCF 11/11/18 3:00 pm at Orlando, Fla. (CFE ARENA)

Fla. Atlantic 80 • 2-0

#	Player	Total			3-Ptr			Rebounds			PF	TP	A	TO	Blk	Stl	Min
		FG-FGA	FG-FGA	FT-FTA	FG-FGA	FG-FGA	FT-FTA	Off	Def	Tot							
04	Xavian Stapleton	f	6-13	2-7	0-0	6	4	10	2	14	2	4	0	2	29		
15	Jailyn Ingram	f	5-6	2-3	0-0	1	0	1	5	12	2	1	1	1	22		
25	Karlis Silins	f	3-4	1-2	4-5	0	1	1	4	11	2	0	0	0	10		
03	Anthony Adger	g	7-12	4-6	1-2	1	1	2	3	19	0	0	0	1	30		
11	Michael Forrest	g	2-11	1-5	1-2	1	1	2	3	6	4	3	0	2	25		
00	Jaylen Sebree	g	2-5	1-3	2-3	0	7	7	2	7	1	1	0	0	24		
01	Madiaw Niang	g	0-4	0-3	2-2	3	0	3	3	2	0	0	0	0	9		
10	Ke Vaughn Ellis	g	0-0	0-0	0-0	0	0	0	0	0	0	0	0	0	0+		
12	Aleksandar Zecevic	g	0-1	0-0	0-0	1	3	4	2	0	1	0	0	0	10		
21	Simeon Lepichev	g	2-5	0-3	0-2	2	2	4	1	4	0	1	0	0	19		
23	Richardson Maitre	g	1-6	1-2	2-2	0	2	2	2	5	3	2	0	0	17		
24	Cedric Jackson	g	0-0	0-0	0-0	0	0	0	0	0	0	0	0	0	2		
	Team					2	2	4									
	Totals		28-67	12-34	12-18	17	23	40	27	80	14	13	1	6	197		

FG % 1st Half: 9-30 30.0% 2nd half: 19-37 51.4% Game: 28-67 41.8%
 3FG % 1st Half: 5-18 27.8% 2nd half: 7-16 43.8% Game: 12-34 35.3%
 FT % 1st Half: 8-11 72.7% 2nd half: 4-7 57.1% Game: 12-18 66.7%

UCF 79 • 1-1

#	Player	Total			3-Ptr			Rebounds			PF	TP	A	TO	Blk	Stl	Min
		FG-FGA	FG-FGA	FT-FTA	FG-FGA	FG-FGA	FT-FTA	Off	Def	Tot							
35	Smith,Collin	f	2-5	0-1	0-2	1	1	2	5	4	3	3	0	0	21		
24	Fall,Tacko	c	4-4	0-0	1-4	1	6	7	3	9	1	3	0	0	23		
01	Taylor,B.J.	g	9-14	1-3	10-12	1	1	2	2	29	0	0	0	1	36		
02	Allen,Terrell	g	3-7	2-4	0-0	0	2	2	2	8	5	1	0	0	28		
15	Dawkins,Aubrey	g	6-16	1-6	3-3	2	3	5	2	16	1	1	0	0	31		
04	DeJesus,Ceasar	g	2-3	1-2	0-0	0	2	2	1	5	4	1	0	2	20		
20	Bertz, Frank	g	0-4	0-3	2-2	0	3	3	2	2	0	2	0	1	10		
21	Brown, Chad	g	1-2	0-0	1-2	3	2	5	0	3	0	0	2	1	19		
22	McSpadden,Chance	g	1-1	1-1	0-1	1	0	1	2	3	0	1	0	0	11		
	Team					3	6	9									
	Totals		28-56	6-20	17-26	12	26	38	19	79	14	13	2	5	199		

FG % 1st Half: 12-26 46.2% 2nd half: 16-30 53.3% Game: 28-56 50.0%
 3FG % 1st Half: 2-10 20.0% 2nd half: 4-10 40.0% Game: 6-20 30.0%
 FT % 1st Half: 11-16 68.8% 2nd half: 6-10 60.0% Game: 17-26 65.4%

Officials: Ron Groover, R.B. Clyburn, Rodrick Dixon
 Technical fouls: Fla. Atlantic-None. UCF-None.
 Attendance: 4304

Score by periods	1st	2nd	Total
Fla. Atlantic	31	49	80
UCF	37	42	79

Points FAU 40 UCF 30
 In Paint 14 UCF 24
 Off T/O 12 UCF 18
 2nd Chance 12 UCF 15
 Fast Break 18 UCF 13

Score tied - 4 times.
 Lead changed - 13 times.

Official Basketball Box Score -- Game Totals -- Final Statistics UCF vs Cal St. Fullerton 11/15/18 1:30 pm at HTC Center (Conway, SC)

UCF 68 • 2-1

#	Player	Total			3-Ptr			Rebounds			PF	TP	A	TO	Blk	Stl	Min
		FG-FGA	FG-FGA	FT-FTA	FG-FGA	FG-FGA	FT-FTA	Off	Def	Tot							
35	Smith,Collin	f	4-11	0-2	4-7	2	3	5	4	12	1	4	0	0	27		
24	Fall,Tacko	c	5-7	0-0	2-4	2	8	10	4	12	2	1	3	0	20		
01	Taylor,B.J.	g	4-12	2-3	4-4	0	2	2	2	14	2	1	0	1	31		
02	Allen,Terrell	g	3-7	1-2	0-0	0	3	3	1	7	4	0	0	2	33		
15	Dawkins,Aubrey	g	6-12	1-6	0-0	1	3	4	2	13	0	2	0	2	32		
04	DeJesus,Ceasar	g	1-4	0-1	0-0	0	3	3	1	2	0	1	0	0	24		
20	Bertz, Frank	g	0-2	0-1	0-0	1	4	5	1	0	1	0	1	1	11		
21	Brown, Chad	g	3-5	0-0	2-2	2	3	5	2	8	2	0	2	0	20		
22	McSpadden,Chance	g	0-0	0-0	0-2	1	1	2	0	0	1	0	0	1	2		
	Team					4	2	6									
	Totals		26-60	4-15	12-19	13	32	45	17	68	12	11	5	7	200		

FG % 1st Half: 13-32 40.6% 2nd half: 13-28 46.4% Game: 26-60 43.3%
 3FG % 1st Half: 3-9 33.3% 2nd half: 1-6 16.7% Game: 4-15 26.7%
 FT % 1st Half: 3-6 50.0% 2nd half: 9-13 69.2% Game: 12-19 63.2%

Cal St. Fullerton 52 • 1-2

#	Player	Total			3-Ptr			Rebounds			PF	TP	A	TO	Blk	Stl	Min
		FG-FGA	FG-FGA	FT-FTA	FG-FGA	FG-FGA	FT-FTA	Off	Def	Tot							
05	Clare, Davon	f	1-4	0-2	0-0	1	2	3	2	2	1	1	1	1	28		
24	Pitts, Josh	f	0-0	0-0	0-0	1	0	1	2	0	0	1	0	0	7		
00	Allman, Kyle	g	3-12	1-3	4-5	0	1	1	2	11	1	2	0	0	34		
10	Awosika, Austen	g	0-3	0-1	3-6	0	4	4	1	3	4	1	0	0	27		
14	Ahmad, Khalil	g	6-18	2-7	1-1	2	2	4	1	15	1	3	0	4	30		
01	Smith, Jamal	g	0-3	0-1	0-0	0	3	3	5	0	3	2	1	0	23		
11	Arnold, Wayne	g	2-4	1-3	0-0	1	1	2	0	5	0	0	0	0	6		
21	Heinzl, Dominik	g	0-0	0-0	0-0	0	1	1	0	0	0	1	1	0	11		
22	Kuljuhovic, Amel	g	0-3	0-0	0-2	0	0	0	0	0	0	0	0	0	5		
33	Wang, Johnny	g	2-2	0-0	2-4	0	4	4	2	6	0	0	1	0	18		
34	Rowe, Jackson	g	5-6	0-0	0-0	0	2	2	4	10	1	1	0	1	11		
	Team					3	5	8									
	Totals		19-55	4-17	10-18	8	25	33	20	52	12	12	4	6	200		

FG % 1st Half: 7-28 25.0% 2nd half: 12-27 44.4% Game: 19-55 34.5%
 3FG % 1st Half: 2-9 22.2% 2nd half: 2-8 25.0% Game: 4-17 23.5%
 FT % 1st Half: 6-12 50.0% 2nd half: 4-6 66.7% Game: 10-18 55.6%

Officials: Mike Eades, Bret Smith, Kevin Mathis
 Technical



GAME 28 • UCF AT HOUSTON

Official Basketball Box Score -- Game Totals -- Final Statistics UCF vs Western Ky. 11/18/18 6:30 pm at HTC Center (Conway, SC)

UCF 78 • 4-1

#	Player	Total			3-Ptr			Rebounds			PF	TP	A	TO	Blk	Stl	Min
		FG-FGA	FG-FGA	FT-FTA	FG-FGA	FG-FGA	FT-FTA	Off	Def	Tot							
35	Smith, Collin	1-3	0-0	0-0	2	6	8	4	2	0	2	0	0	0	0	17	
24	Fall, Tacko	6-8	0-0	1-9	2	4	6	3	13	2	2	2	0	0	1	25	
01	Taylor, B.J.	3-11	2-4	5-7	1	0	1	0	13	4	2	0	1	1	37		
02	Allen, Terrell	2-5	0-0	4-6	0	2	2	2	8	7	1	0	0	4	35		
15	Dawkins, Aubrey	8-13	5-9	0-0	0	4	4	3	21	4	0	0	0	0	38		
04	DeJesus, Ceasar	2-3	0-0	0-0	0	2	2	0	4	2	2	0	1	1	17		
20	Bertz, Frank	3-9	3-7	2-2	1	2	3	1	11	1	1	0	1	1	18		
21	Brown, Chad	3-3	0-0	0-0	1	4	5	4	6	0	1	1	0	0	13		
	Team				4	1	5										
Totals		28-55	10-20	12-24	11	25	36	17	78	20	11	3	7	200			
FG % 1st Half:		12-27	44.4%	2nd half:	16-28	57.1%	Game:	28-55	50.9%								
3FG % 1st Half:		3-9	33.3%	2nd half:	7-11	63.6%	Game:	10-20	50.0%								
FT % 1st Half:		1-6	16.7%	2nd half:	11-18	61.1%	Game:	12-24	50.0%								

Western Ky. 62 • 2-1

#	Player	Total			3-Ptr			Rebounds			PF	TP	A	TO	Blk	Stl	Min
		FG-FGA	FG-FGA	FT-FTA	FG-FGA	FG-FGA	FT-FTA	Off	Def	Tot							
02	SAVAGE, Jared	5-11	2-6	0-0	0	1	1	5	12	2	1	0	0	0	36		
13	MURRAY, Desean	0-1	0-0	4-4	2	1	3	3	4	1	2	0	1	1	16		
23	BASSEY, Charles	10-18	1-1	4-9	5	5	10	3	25	1	3	1	2	33			
04	ANDERSON, Josh	0-5	0-1	0-0	0	2	2	4	0	5	2	1	2	26			
11	HOLLINGSWORTH, T.	4-13	1-3	5-6	0	2	2	14	1	1	0	1	38				
00	SMITH, Tolu	0-0	0-0	0-0	0	2	2	0	0	0	0	0	7				
14	NELSON, Marek	1-3	0-0	1-2	1	0	1	1	3	0	1	1	15				
20	BANTON, Dalano	2-4	0-1	0-0	0	7	7	3	4	4	3	1	0	23			
21	OHMER, Jake	0-0	0-0	0-0	0	0	0	0	1	2	0	0	6				
	Team				3	3	6										
Totals		22-55	4-12	14-21	11	23	34	24	62	15	15	4	7	200			
FG % 1st Half:		13-34	38.2%	2nd half:	9-21	42.9%	Game:	22-55	40.0%								
3FG % 1st Half:		3-7	42.9%	2nd half:	1-5	20.0%	Game:	4-12	33.3%								
FT % 1st Half:		3-6	50.0%	2nd half:	11-15	73.3%	Game:	14-21	66.7%								

Officials: Mike Eades, Mike Roberts, Gerry Pollard
 Technical fouls: UCF-Smith, Collin. Western Ky.-ANDERSON, Josh.
 Attendance: 3018
 Myrtle Beach Invitational Championship Game

Score by periods	1st	2nd	Total
UCF	28	50	78
Western Ky.	32	30	62

Official Basketball Box Score -- Game Totals -- Final Statistics Northern Ky. vs UCF 11/24/18 6:00 pm at Orlando, Fla. (CFE Arena)

Northern Ky. 53 • 6-1

#	Player	Total			3-Ptr			Rebounds			PF	TP	A	TO	Blk	Stl	Min
		FG-FGA	FG-FGA	FT-FTA	FG-FGA	FG-FGA	FT-FTA	Off	Def	Tot							
32	Dantez Walton	4-7	2-4	1-2	1	4	5	5	11	1	2	0	0	28			
34	Drew McDonald	8-16	3-7	3-6	1	7	8	2	22	2	1	1	0	36			
02	Paul Djoko	0-3	0-2	0-0	0	1	1	1	0	2	0	1	1	28			
05	Zaynah Robinson	1-12	0-4	0-0	0	3	3	4	2	4	1	0	1	36			
15	Tyler Sharpe	4-12	3-8	2-4	0	5	5	4	13	3	0	0	0	30			
00	Silas Adheke	0-0	0-0	0-0	0	0	0	3	0	1	1	0	0	4			
04	Adrian Nelson	0-0	0-0	0-0	1	0	1	0	0	1	0	0	0	3			
12	Trevon Faulkner	1-5	0-3	1-3	3	2	5	3	3	0	0	0	0	18			
25	Bryant Mocabay	0-3	0-3	0-0	0	0	0	1	0	0	0	0	0	9			
33	Chris Vogt	1-1	0-0	0-2	0	2	2	5	2	0	0	1	0	8			
	Team				1	4	5										
Totals		19-59	8-31	7-17	7	28	35	28	53	14	6	3	2	200			
FG % 1st Half:		11-29	37.9%	2nd half:	8-30	26.7%	Game:	19-59	32.2%								
3FG % 1st Half:		6-16	37.5%	2nd half:	2-15	13.3%	Game:	8-31	25.8%								
FT % 1st Half:		4-10	40.0%	2nd half:	3-7	42.9%	Game:	7-17	41.2%								

UCF 66 • 5-1

#	Player	Total			3-Ptr			Rebounds			PF	TP	A	TO	Blk	Stl	Min
		FG-FGA	FG-FGA	FT-FTA	FG-FGA	FG-FGA	FT-FTA	Off	Def	Tot							
35	Smith, Collin	2-6	1-1	2-4	2	7	9	3	7	2	2	0	0	23			
24	Fall, Tacko	7-8	0-0	6-15	3	6	9	3	20	0	1	1	0	23			
01	Taylor, B.J.	1-8	1-4	7-11	0	5	5	1	10	3	1	0	1	34			
02	Allen, Terrell	2-6	0-0	1-4	1	3	4	4	5	5	0	0	0	26			
15	Dawkins, Aubrey	5-9	2-5	0-0	0	5	5	3	12	1	4	1	0	34			
10	Griffin, Dayon	2-4	0-1	0-0	0	1	1	0	4	2	0	0	0	13			
20	Bertz, Frank	1-4	1-3	0-1	2	2	4	0	3	0	0	0	0	14			
21	Brown, Chad	2-4	0-0	1-1	0	7	7	1	5	0	0	3	0	21			
22	McSpadden, Chance	0-1	0-0	0-0	1	3	4	2	0	1	0	0	0	12			
	Team				1	2	3										
Totals		22-50	5-14	17-36	10	41	51	17	66	14	9	5	1	200			
FG % 1st Half:		9-24	37.5%	2nd half:	13-26	50.0%	Game:	22-50	44.0%								
3FG % 1st Half:		3-8	37.5%	2nd half:	2-6	33.3%	Game:	5-14	35.7%								
FT % 1st Half:		13-22	59.1%	2nd half:	4-14	28.6%	Game:	17-36	47.2%								

Officials: Wesley Ford, Bill Jacobson, Doug Simmons
 Technical fouls: Northern Ky.-None. UCF-None.
 Attendance: 3374

Score by periods	1st	2nd	Total
Northern Ky.	32	21	53
UCF	34	32	66

Points	In	Off	2nd	Fast	Bench
NKU	18	3	5	1	5
UCF	30	3	14	8	12

Last FG - NKU 2nd-02:21, UCF 2nd-02:45.
 Largest lead - NKU by 1 1st-17:05, UCF by 19 2nd-10:16.
 NKU led for 00:59. UCF led for 36:28. Game was tied for 02:33.

Score tied - 3 times.
 Lead changed - 4 times.

Official Basketball Box Score -- Game Totals -- Final Statistics Alabama vs UCF 11/29/18 7:00 pm at Orlando, Fla. (CFE Arena)

Alabama 64 • 5-2

#	Player	Total			3-Ptr			Rebounds			PF	TP	A	TO	Blk	Stl	Min
		FG-FGA	FG-FGA	FT-FTA	FG-FGA	FG-FGA	FT-FTA	Off	Def	Tot							
00	Donta Hall	5-10	0-0	1-2	6	3	9	4	11	0	3	2	0	27			
30	Galin Smith	0-1	0-0	1-2	0	1	1	3	1	0	1	0	0	10			
10	Kira Lewis Jr.	6-11	2-5	0-0	0	2	2	4	14	2	2	0	0	32			
02	Herbert Jones	3-9	0-1	1-2	2	4	6	3	7	1	3	0	0	28			
23	John Petty	2-10	1-7	0-0	4	4	8	1	5	1	3	0	1	31			
03	Alex Reese	5-14	2-7	2-2	2	1	3	2	14	2	1	0	0	28			
04	Daniel Giddens	0-3	0-0	1-2	1	0	1	1	1	1	0	0	0	4			
05	Avery Johnson Jr.	1-1	0-0	0-0	0	0	0	0	2	1	0	0	0	8			
12	Dazon Ingram	1-1	0-0	3-4	0	6	6	5	5	4	1	1	2	18			
34	Tevin Mack	2-6	0-4	0-0	1	2	3	1	4	2	0	1	0	14			
	Team				3	4	7										
Totals		25-66	5-24	9-14	19	27	46	24	64	14	14	5	3	200			
FG % 1st Half:		9-29	31.0%	2nd half:	16-37	43.2%	Game:	25-66	37.9%								
3FG % 1st Half:		1-8	12.5%	2nd half:	4-16	25.0%	Game:	5-24	20.8%								
FT % 1st Half:		6-10	60.0%	2nd half:	3-4	75.0%	Game:	9-14	64.3%								

UCF 70 • 6-1

#	Player	Total			3-Ptr			Rebounds			PF	TP	A	TO	Blk	Stl	Min
		FG-FGA	FG-FGA	FT-FTA	FG-FGA	FG-FGA	FT-FTA	Off	Def	Tot							
35	Smith, Collin	0-2	0-1	1-2	0	6	6	2	1	1	1	0	0	19			
24	Fall, Tacko	5-8	0-0	0-3	2	0	2	4	10	0	2	4	0	19			
01	Taylor, B.J.	6-11	3-5	9-11	0	0	0	2	24	2	3	0	1	37			
02	Allen, Terrell	2-4	0-0	1-2	0	4	4	4	5	4	2	0	0	34			
15	Dawkins, Aubrey	3-10	0-4	10-10	0	2	2	1	16	3	1	1	2	36			
04	DeJesus, Ceasar	0-0	0-0	0-0	0	0	0	0	0	0	0	0	0	8			
10	Griffin, Dayon	1-4	1-3	0-0	0	1	1	0	3	2	0	0	0	15			



GAME 28 • UCF AT HOUSTON

Official Basketball Box Score -- Game Totals -- Final Statistics Grambling vs UCF 12/08/18 1:00 pm at Orlando, Fla. (CFE Arena)

Grambling 45 • 4-5

#	Player	Total			3-Ptr			Rebounds			PF	TP	A	TO	Blk	Stl	Min
		FG	FGA	FT	FTA	Off	Def	Off	Def	Total							
11	Axel Mpoyo	f	2-6	0-2	1-2	3	3	6	4	5	0	1	0	1	23		
00	Shaq Athie	g	0-1	0-0	0-0	0	1	1	2	0	1	2	0	0	13		
03	Dallas Polk-Hillard	g	4-12	1-6	2-3	1	2	3	3	11	1	1	0	1	36		
05	Lasani Johnson	g	2-16	0-5	3-3	1	5	6	2	7	0	0	0	0	36		
24	Travon BUNCH	*	1-1	0-0	0-2	1	2	3	5	2	1	0	2	0	10		
02	Nigel Riberio	g	3-6	1-1	0-2	0	2	2	1	7	1	1	0	2	32		
21	Zavier Peart	g	0-4	0-0	0-0	1	2	3	4	0	1	2	1	0	13		
22	Prince Moss	g	2-4	1-2	0-0	0	1	1	2	5	0	3	0	1	14		
25	Devante Jackson	g	3-8	0-0	2-6	4	0	4	4	8	1	2	0	0	23		
	Team					1	3	4									
	Totals		17-58	3-16	8-18	12	21	33	27	45	6	12	3	5	200		

FG % 1st Half: 9-23 39.1% 2nd half: 8-35 22.9% Game: 17-58 29.3%
 3FG % 1st Half: 3-8 37.5% 2nd half: 0-8 0.0% Game: 3-16 18.8%
 FT % 1st Half: 2-4 50.0% 2nd half: 6-14 42.9% Game: 8-18 44.4%

UCF 70 • 7-2

#	Player	Total			3-Ptr			Rebounds			PF	TP	A	TO	Blk	Stl	Min
		FG	FGA	FT	FTA	Off	Def	Off	Def	Total							
35	Smith,Collin	f	1-3	0-0	2-2	0	4	4	3	4	3	1	0	0	23		
24	Fall,Tacko	c	3-5	0-0	1-6	0	8	8	2	7	0	2	5	0	24		
01	Taylor,B.J.	g	5-13	3-7	8-9	2	3	5	0	21	0	2	0	1	35		
02	Allen,Terrell	g	1-1	1-1	0-0	0	3	3	1	3	4	1	0	2	29		
15	Dawkins,Aubrey	g	3-10	1-2	4-4	2	6	8	2	11	1	3	0	2	29		
04	DeJesus,Cesar	g	2-3	0-1	4-4	0	0	0	1	8	1	1	0	0	9		
10	Griffin,Dayon	g	0-4	0-3	0-0	0	0	0	1	0	1	0	1	0	9		
12	Grant,Xavier	g	1-1	1-1	0-0	0	0	0	0	3	0	0	0	0	2		
13	Renaud,Levy	g	0-1	0-0	0-0	0	0	0	0	0	0	1	0	0	2		
20	Bertz, Frank	g	3-4	2-2	0-0	3	2	5	2	8	0	1	0	1	16		
21	Brown, Chad	g	1-4	0-0	3-6	1	3	4	2	5	1	1	1	0	16		
22	McSpadden,Chance	g	0-0	0-0	0-0	0	1	1	1	0	0	1	0	0	5		
25	Anders,Ryan	g	0-0	0-0	0-0	0	1	1	0	0	0	0	0	0	1		
	Team					5	3	8									
	Totals		20-49	8-17	22-31	13	34	47	15	70	11	14	7	6	200		

FG % 1st Half: 8-21 38.1% 2nd half: 12-28 42.9% Game: 20-49 40.8%
 3FG % 1st Half: 4-7 57.1% 2nd half: 4-10 40.0% Game: 8-17 47.1%
 FT % 1st Half: 10-16 62.5% 2nd half: 12-15 80.0% Game: 22-31 71.0%

Officials: Sean Casady, Jason Baker, Zelton Steed
 Technical fouls: Grambling-None. UCF-None.
 Attendance: 3798

Score by periods	1st	2nd	Total
Grambling	23	22	45
UCF	30	40	70

Points	In	Off	2nd	Fast	Bench
GRAMMB	Paint	T/O	Chance	Break	
UCF	8	4	2	2	3

Last FG - GRAMMB 1st-05:32, UCF 1st-07:36.
 Largest lead - GRAMMB by 1 1st-12:04, UCF by 8 1st-05:40.
 GRAMMB led for 00:23. UCF led for 18:38. Game was tied for 00:59.

Score tied - 2 times.
 Lead changed - 2 times.

Official Basketball Box Score -- Game Totals -- Final Statistics Stetson vs UCF 12/16/18 1:00 pm at Orlando, Fla. (CFE Arena)

Stetson 65 • 2-10

#	Player	Total			3-Ptr			Rebounds			PF	TP	A	TO	Blk	Stl	Min
		FG	FGA	FT	FTA	Off	Def	Off	Def	Total							
23	Abayomi Iyiola	f	2-6	0-2	0-0	0	0	0	2	4	0	0	0	0	12		
00	Christian Jones	g	0-6	0-5	0-0	0	3	3	0	0	1	1	0	0	20		
05	Marques Summer	g	0-3	0-2	0-0	0	2	2	1	0	0	1	0	0	11		
10	Kenny Aninye	g	3-9	1-3	3-4	0	2	2	1	10	5	0	0	1	26		
35	Leo Goodman	g	3-7	2-4	0-0	2	2	4	2	8	0	0	0	0	13		
01	Keith Matthews	g	1-7	0-1	0-0	0	2	2	2	2	1	1	0	0	13		
02	Raine McKeythron	g	3-4	1-2	4-4	2	4	6	2	11	0	0	0	0	14		
04	Jahlil Rawley	g	3-6	0-0	0-1	0	2	2	5	6	1	2	0	1	17		
12	Jalen Crutchfield	g	0-4	0-2	0-0	0	4	4	1	0	0	0	0	0	18		
13	Ricardo Lynch	g	4-10	2-4	3-5	2	4	6	3	13	1	0	0	1	27		
15	Clay Verk	g	1-2	1-1	0-0	0	0	0	2	3	1	0	0	2	12		
21	Ricky Gouety	g	3-5	0-0	0-0	2	0	2	3	6	0	1	0	1	11		
32	Adam Webb	g	0-0	0-0	2-2	2	0	2	0	2	0	1	1	0	6		
	Team					2	0	2									
	Totals		23-69	7-26	12-16	12	25	37	24	65	10	8	1	6	200		

FG % 1st Half: 10-34 29.4% 2nd half: 13-35 37.1% Game: 23-69 33.3%
 3FG % 1st Half: 3-14 21.4% 2nd half: 4-12 33.3% Game: 7-26 26.9%
 FT % 1st Half: 3-4 75.0% 2nd half: 9-12 75.0% Game: 12-16 75.0%

UCF 90 • 9-2

#	Player	Total			3-Ptr			Rebounds			PF	TP	A	TO	Blk	Stl	Min
		FG	FGA	FT	FTA	Off	Def	Off	Def	Total							
35	Smith,Collin	f	2-3	0-0	4-4	0	3	3	3	8	3	2	0	0	19		
24	Fall,Tacko	c	4-5	0-0	2-6	2	4	6	1	10	0	0	5	0	23		
01	Taylor,B.J.	g	3-8	1-5	3-3	0	2	2	1	10	2	0	0	1	26		
02	Allen,Terrell	g	3-6	2-3	0-1	0	5	5	0	8	5	3	0	0	25		
15	Dawkins,Aubrey	g	6-13	2-5	5-6	4	9	13	2	19	1	0	0	2	27		
04	DeJesus,Cesar	g	2-5	0-1	5-5	0	1	1	3	9	3	0	1	0	18		
10	Griffin,Dayon	g	2-3	2-3	1-2	0	1	1	0	7	0	0	0	0	8		
12	Grant,Xavier	g	0-0	0-0	0-0	0	0	0	0	0	0	0	0	0	2		
13	Renaud,Levy	g	0-1	0-0	0-0	0	0	0	0	2	0	0	0	0	3		
20	Bertz, Frank	g	3-9	3-8	0-0	0	1	1	2	9	2	0	0	1	23		
21	Brown, Chad	g	4-6	0-1	1-2	2	4	6	1	9	1	1	1	0	15		
22	McSpadden,Chance	g	0-2	0-1	1-2	0	2	2	0	1	1	0	0	0	8		
25	Anders,Ryan	g	0-1	0-1	0-0	0	0	0	0	0	0	0	0	0	3		
	Team					3	4	7									
	Totals		29-62	10-28	22-31	11	36	47	15	90	18	6	7	4	200		

FG % 1st Half: 13-27 48.1% 2nd half: 16-35 45.7% Game: 29-62 46.8%
 3FG % 1st Half: 4-11 36.4% 2nd half: 6-17 35.3% Game: 10-28 35.7%
 FT % 1st Half: 14-16 87.5% 2nd half: 8-15 53.3% Game: 22-31 71.0%

Officials: Nathan Bemis, Jason Baker, Byron Jarrett
 Technical fouls: Stetson-None. UCF-None.
 Attendance: 3660

Score by periods	1st	2nd	Total
Stetson	26	39	65
UCF	44	46	90

Points	In	Off	2nd	Fast	Bench
STET	Paint	T/O	Chance	Break	
UCF	28	8	12	10	43
UCF	36	15	12	10	35

Last FG - STET 2nd-00:32, UCF 2nd-02:56.
 Largest lead - STET None, UCF by 32 2nd-02:56.
 STET led for 00:00. UCF led for 39:41. Game was tied for 00:19.

Score tied - 0 times.
 Lead changed - 0 times.

Official Basketball Box Score -- Game Totals -- Final Statistics Ga. Southern vs UCF 12/11/18 7:00 pm at Orlando, Fla. (CFE Arena)

Ga. Southern 88 • 6-3

#	Player	Total			3-Ptr			Rebounds			PF	TP	A	TO	Blk	Stl	Min
		FG	FGA	FT	FTA	Off	Def	Off	Def	Total							
00	Montae Glenn	f	1-3	0-0	2-2	1	3	4	4	4	1	0	0	0	22		
53	Isaiah Crawley	f	8-12	0-1	2-5	0	2	2	3	18	1	1	1	2	23		
03	Ike Smith	g	7-14	2-4	0-0	0	2	2	2	16	0	1	0	0	33		
04	Tookie Brown	g	8-16	3-6	1-3	0	6	6	3	20	7	1	0	1	35		
13	Quan Jackson	g	6-9	0-1	0-0	0	2	2	2	12	3	0	1	4	32		
02	Elijah McCadden	g	1-3	0-0	0-0	0	2	2	0	2	1	2	0	0	18		
23	Simeon Carter	g	4-8	0-1	0-0	3	3	6	3	8	1	1	1	0	18		
24	David-Lee Jones Jr.	g	2-3	2-3	2-2	0	1	1	2	8	3	3	0	0	19		
	Team					2	3	5									
	Totals		37-68	7-16	7-12	6	24	30	19	88	17	9	3	7	200		

FG % 1st Half: 13-31 41.9% 2nd half: 24-37 64.9% Game: 37-68 54.4%
 3FG % 1st Half: 2-7 28.6% 2nd half: 5-9 55.6% Game: 7-16 43.8%
 FT % 1st Half: 3-6 50.0% 2nd half: 4-6 66.7% Game: 7-12 58.3%

UCF 95 • 8-2

#	Player	Total			3-Ptr			Rebounds			PF	TP	A	TO	Blk	Stl	Min
		FG	FGA	FT	FTA	Off	Def	Off	Def	Total							
35	Smith,Collin	f	4-8	2-4	1-3	2	8	10	4	11	3	1	1	0	19		
24	Fall,Tacko	c	6-7	0-0	2-3	3	1	4	3	14	0	2	4	0	27		
01	Taylor,B.J.	g	10-17	6-9	9-11	1	3	4	0	35	5	1	0	1	38		
02	Allen,Terrell	g	5-9	2-5	0-0	0	2	2	2	12	6	2	0	0	33		
15	Dawkins,Aubrey	g	4-13	1-4	1-2	1	5	6	1	10	1	3	0	0	35		
04	DeJesus,Cesar	g	2-5	1-2	4-4	1	1	2	1	9	1	1	0	0	18		
10	Griffin,Dayon	g	0-2	0-2	0-0	0	0	0	0	0	0	0	0	0	4		
20	Bertz, Frank	g	1-3	0-1	0-0												



GAME 28 • UCF AT HOUSTON

Official Basketball Box Score -- Game Totals -- Final Statistics Temple vs UCF

01/02/19 7:00 pm at Orlando, Fla. (CFE Arena)

Temple 73 • 10-3

#	Player	Total		3-Ptr		Rebounds			PF	TP	A	TO	Blk	Stl	Min
		FG-FGA	FG-FGA	FT-FTA	Off	Def	Tot								
01	Quinton Rose	f	7-13	3-5	0-0	0	4	4	2	17	4	4	0	4	38
22	DeVondre Perry	f	2-2	1-1	0-0	0	0	0	4	5	2	3	1	2	27
27	Ernest Afiaquai	c	1-3	0-0	0-0	1	3	4	2	2	0	2	1	4	32
10	Shizz Alston, Jr.	g	4-15	4-12	6-6	1	2	3	4	18	3	2	0	1	37
15	Nate Pierre-Louis	g	7-11	3-4	4-7	0	1	1	3	21	4	0	0	0	28
00	Alani Moore II	g	1-4	1-2	0-0	1	0	1	3	3	4	1	0	1	16
04	J.P. Moorman II	g	1-3	1-3	2-2	0	3	3	3	5	2	0	0	0	13
21	Justyn Hamilton	g	1-2	0-0	0-0	1	2	3	0	2	0	0	1	0	9
Team						3	1	4							
Totals			24-53	13-27	12-15	7	16	23	21	73	19	14	3	12	200

FG % 1st Half: 10-28 35.7% 2nd half: 14-25 56.0% Game: 24-53 45.3%
 3FG % 1st Half: 6-13 46.2% 2nd half: 7-14 50.0% Game: 13-27 48.1%
 FT % 1st Half: 2-2 100.0 2nd half: 10-13 76.9% Game: 12-15 80.0%

UCF 78 • 11-2

#	Player	Total		3-Ptr		Rebounds			PF	TP	A	TO	Blk	Stl	Min
		FG-FGA	FG-FGA	FT-FTA	Off	Def	Tot								
35	Smith, Collin	f	5-8	0-1	2-2	0	4	4	3	12	1	1	0	2	24
24	Fall, Tacko	c	7-9	0-0	2-6	6	5	11	3	16	2	1	3	0	31
01	Taylor, B.J.	g	7-12	3-7	7-12	0	1	1	2	24	2	3	0	0	36
02	Allen, Terrell	g	3-4	1-1	4-5	1	4	5	0	11	7	4	0	1	34
04	Dawkins, Aubrey	g	5-9	0-2	0-2	0	3	3	3	10	3	0	0	0	35
05	DeJesus, Ceasar	g	0-0	0-0	0-0	0	0	0	1	0	1	3	0	1	14
10	Griffin, Dayon	g	1-1	0-0	0-0	0	2	2	1	2	1	1	0	0	10
20	Bertz, Frank	g	0-0	0-0	0-0	0	0	0	1	0	0	1	0	0	3
21	Brown, Chad	g	1-5	0-0	1-1	0	2	2	1	3	0	0	0	0	13
Team						1	2	3							
Totals			29-48	4-11	16-28	8	23	31	15	78	17	14	3	4	200

FG % 1st Half: 16-26 61.5% 2nd half: 13-22 59.1% Game: 29-48 60.4%
 3FG % 1st Half: 2-6 33.3% 2nd half: 2-5 40.0% Game: 4-11 36.4%
 FT % 1st Half: 3-6 50.0% 2nd half: 13-22 59.1% Game: 16-28 57.1%

Officials: Chuck Jones, Clarence Armstrong, Anthony Jordan
 Technical fouls: Temple-None. UCF-None.
 Attendance: 3884

Score by periods	1st	2nd	Total
Temple	28	45	73
UCF	37	41	78

Points	In Paint	Off T/O	2nd Chance	Fast Break	Bench
TEM	16	9	13	15	10
UCF	44	20	12	14	5

Last FG - TEM 2nd-00:09, UCF 2nd-02:21.
 Largest lead - TEM by 3 1st-07:16, UCF by 13 2nd-08:41.
 TEM led for 04:32. UCF led for 34:30. Game was tied for 00:26.

Score tied - 1 time.
 Lead changed - 6 times.

Official Basketball Box Score -- Game Totals -- Final Statistics UCF vs UConn

01/05/19 12:00 pm at Storrs, Conn.

UCF 65 • 12-2

#	Player	Total		3-Ptr		Rebounds			PF	TP	A	TO	Blk	Stl	Min
		FG-FGA	FG-FGA	FT-FTA	Off	Def	Tot								
35	Smith, Collin	f	1-2	0-1	1-1	0	2	3	2	3	1	2	0	1	18
24	Fall, Tacko	c	1-1	0-0	1-3	0	5	5	4	3	1	4	2	1	28
01	Taylor, B.J.	g	2-7	1-2	7-12	0	2	2	1	12	3	5	0	1	38
02	Allen, Terrell	g	1-5	0-2	6-6	0	3	3	1	8	4	1	0	3	30
15	Dawkins, Aubrey	g	9-13	2-4	3-4	0	4	4	1	23	1	2	0	0	38
04	DeJesus, Ceasar	g	1-1	1-1	0-0	0	0	0	3	0	1	0	0	0	7
10	Griffin, Dayon	g	3-3	1-1	2-3	0	1	1	1	9	0	1	0	0	20
20	Bertz, Frank	g	0-0	0-0	0-0	0	0	0	0	0	1	0	0	0	5
21	Brown, Chad	g	2-3	0-0	0-0	0	3	3	2	4	0	0	1	2	16
Team						0	3	3							
Totals			20-35	5-11	20-29	0	23	23	12	65	11	16	3	12	200

FG % 1st Half: 11-18 61.1% 2nd half: 9-17 52.9% Game: 20-35 57.1%
 3FG % 1st Half: 3-7 42.9% 2nd half: 2-4 50.0% Game: 5-11 45.5%
 FT % 1st Half: 8-11 72.7% 2nd half: 12-18 66.7% Game: 20-29 69.0%

UConn 53 • 9-6

#	Player	Total		3-Ptr		Rebounds			PF	TP	A	TO	Blk	Stl	Min
		FG-FGA	FG-FGA	FT-FTA	Off	Def	Tot								
12	Tyler Polley	f	1-5	0-3	0-2	2	3	5	2	2	2	0	0	1	22
25	Josh Carlton	f	1-2	0-0	0-0	2	0	2	3	2	0	1	0	1	16
01	Christian Vital	g	7-13	1-5	0-0	2	3	5	3	15	0	5	0	2	34
03	Alterique Gilbert	g	6-19	4-8	2-2	1	3	4	4	18	1	3	0	0	33
04	Jalen Adams	g	2-10	1-1	3-3	3	0	3	3	8	4	3	0	1	37
00	Eric Cobb	g	1-3	0-0	2-2	2	6	8	4	4	2	4	0	0	22
02	Tarin Smith	g	1-5	0-2	0-0	0	0	0	3	2	0	0	0	0	21
10	Brendan Adams	g	0-1	0-1	0-0	0	0	0	0	0	0	0	0	0	1
15	Sidney Wilson	g	0-1	0-0	2-2	1	1	2	2	2	0	1	0	0	14
Team						4	4	8							
Totals			19-59	6-20	9-11	17	20	27	24	53	9	18	0	5	200

FG % 1st Half: 11-26 42.3% 2nd half: 8-33 24.2% Game: 19-59 32.2%
 3FG % 1st Half: 4-9 44.4% 2nd half: 2-11 18.2% Game: 6-20 30.0%
 FT % 1st Half: 4-4 100.0 2nd half: 5-7 71.4% Game: 9-11 81.8%

Officials: Peter Juzenas, Byron Jarrett, Terry Wymer
 Technical fouls: UCF-None. UConn-None.
 Attendance: 10541

Score by periods	1st	2nd	Total
UCF	33	32	65
UConn	30	23	53

Points	In Paint	Off T/O	2nd Chance	Fast Break	Bench
UCF	22	20	0	14	16
UCONN	18	19	6	7	8

Last FG - UCF 2nd-05:11, UCONN 2nd-00:45.
 Largest lead - UCF by 14 2nd-02:40, UCONN by 7 1st-16:17.
 UCF led for 30:46. UCONN led for 06:22. Game was tied for 02:38.

Score tied - 4 times.
 Lead changed - 7 times.

Official Basketball Box Score -- Game Totals -- Final Statistics East Carolina vs UCF

01/13/19 4:00 pm at Orlando, Fla. (CFE Arena)

East Carolina 65 • 8-8; 1-3

#	Player	Total		3-Ptr		Rebounds			PF	TP	A	TO	Blk	Stl	Min
		FG-FGA	FG-FGA	FT-FTA	Off	Def	Tot								
01	Jayden Gardner	f	12-21	1-2	10-16	7	13	20	3	35	1	2	0	1	38
03	Seth LeDay	c	0-3	0-1	3-6	1	3	4	3	3	1	2	0	0	24
00	Isaac Fleming	g	2-4	0-1	0-0	0	1	1	5	4	4	4	0	2	25
02	K.J. Davis	g	1-8	1-5	0-0	0	4	4	4	3	1	1	0	0	25
05	Shawn Williams	g	4-12	3-8	1-1	0	1	1	5	12	2	2	0	1	31
05	Tyler Foster	g	2-5	0-1	0-1	0	2	2	4	4	1	0	0	1	32
10	Tae Hardy	g	0-0	0-0	0-0	0	0	0	1	0	1	0	0	0	5
32	Dimitri Spasojevic	g	2-4	0-0	0-0	0	3	3	3	4	0	2	0	0	13
41	Addison Hill	g	0-0	0-0	0-0	0	0	0	1	0	1	1	0	0	2
52	Justice Obasohan	g	0-1	0-1	0-0	0	0	0	2	0	0	0	0	0	5
Team						2	1	3							
Totals			23-58	5-19	14-24	10	28	38	31	65	12	14	0	5	200

FG % 1st Half: 10-28 35.7% 2nd half: 13-30 43.3% Game: 23-58 39.7%
 3FG % 1st Half: 2-10 20.0% 2nd half: 3-9 33.3% Game: 5-19 26.3%
 FT % 1st Half: 4-6 66.7% 2nd half: 10-18 55.6% Game: 14-24 58.3%

UCF 76 • 13-2; 3-0

#	Player	Total		3-Ptr		Rebounds			PF	TP	A	TO	Blk	Stl	Min
		FG-FGA	FG-FGA	FT-FTA	Off	Def	Tot								
35	Smith, Collin	f	5-7	2-3	0-0	1	7	8	5	12	1	2	0	1	21
24	Fall, Tacko	c	4-5	0-0	2-10	4	3	7	2	10	0	1	2	0	30
01	Taylor, B.J.	g	2-12	0-6	10-12	1	1	2	4	14	6	2	0	3	33
02	Allen, Terrell	g	3-5	1-2	2-6	0	8	8	2	9	3	3	0	4	30
15	Dawkins, Aubrey	g	6-14	2-8	4-5	1	5	6	4	18	3	1	1	1	29
04	DeJesus, Ceasar	g	0-1	0-0	0-0	0	0	0	0	0	1	0	0	0	5
10	Griffin, Dayon	g	1-5	1-4	1-2	2	1	3	0	4	0	0	0	0	16
20	Bertz, Frank	g	0-2	0-2	0-0	0	0	0	1	0	1	0	0	0	11
21	Brown, Chad	g	3-7	0-0	3-6	5	3	8	1	9	0	0	0	1	25
Team						2	1	3							
Totals			24-58	6-25	22-41	16	29	45	19	76	13	11	3	11	200

FG % 1st Half: 14-29 48.3% 2nd half: 10-29 34.5% Game: 24-58 41.4%
 3FG % 1st Half: 3-13 23.1% 2nd half: 3-12 25.0% Game: 6-25 24.0%
 FT % 1st Half: 7-15 46.7% 2nd half: 15-26 57.7% Game: 22-41 53.7%

Officials: Keith Kimble, Michael Roberts, Ted Valentine
 Technical fouls: East Carolina-None. UCF-None.
 Attendance: 4692

Score by periods	1st	2nd	Total
East Carolina	26	39	65
UCF	38	38	76

Points	In Paint	Off T/O	2nd Chance	Fast Break	Bench
ECU	22	14	9	12	8
UCF	24	12	17	24	13

Last FG - ECU 2nd-00:14, UCF 2nd-01:06.
 Largest lead - ECU None, UCF by 21 2nd-16:26.
 ECU led for 00:00. UCF led for 38:53. Game was tied for 00:44.

Score tied - 1 time.
 Lead changed - 0 times.



GAME 28 • UCF AT HOUSTON

Official Basketball Box Score -- Game Totals -- Final Statistics Tulsa vs UCF 01/19/19 12:00 pm at Orlando, Fla (CFE Arena)

Tulsa 62 • 12-6

#	Player	Total		3-Ptr		Rebounds			PF	TP	A	TO	Blk	Stl	Min
		FG-FGA	FG-FGA	FT-FTA	Off	Def	Tot								
01	Martins Igbanu	f	1-4	0-1	6-8	0	2	2	5	8	1	3	0	1	18
02	Daquan Jeffries	f	5-10	1-4	4-6	2	7	9	3	15	3	0	3	1	36
04	Sterling Taplin	g	4-9	3-5	3-4	0	2	2	3	14	2	5	0	0	29
05	Lawson Korita	g	0-4	0-1	2-2	0	2	2	1	2	0	0	0	0	22
10	Curran Scott	g	2-2	2-2	0-0	0	1	1	2	6	0	1	0	0	16
00	Chris Barnes	g	1-4	0-1	0-0	0	2	2	1	2	0	0	0	0	10
03	Elijah Joiner	g	2-6	1-3	0-0	1	5	6	4	5	4	0	0	2	24
11	Darien Jackson	g	2-3	0-1	0-1	0	3	3	4	4	2	1	0	2	22
32	Peter Hewitt	g	0-0	0-0	0-0	0	1	1	2	0	0	1	0	0	5
41	Jeriah Horne	g	2-5	0-1	2-2	1	4	5	4	6	1	2	0	2	18
	Team				0	1	1								
	Totals		19-47	7-19	17-23	4	30	34	29	62	13	13	3	8	200

FG % 1st Half: 12-27 44.4% 2nd half: 7-20 35.0% Game: 19-47 40.4%
 3FG % 1st Half: 5-11 45.5% 2nd half: 2-8 25.0% Game: 7-19 36.8%
 FT % 1st Half: 3-5 60.0% 2nd half: 14-18 77.8% Game: 17-23 73.9%

Deadball Rebounds 2

UCF 64 • 13-3

#	Player	Total		3-Ptr		Rebounds			PF	TP	A	TO	Blk	Stl	Min
		FG-FGA	FG-FGA	FT-FTA	Off	Def	Tot								
35	Smith,Collin	f	3-9	0-2	7-8	1	3	4	1	13	3	3	0	1	26
24	Fall,Tacko	c	5-8	0-0	2-6	4	2	6	5	12	0	1	0	0	16
01	Taylor,B.J.	g	3-11	2-8	7-10	0	1	1	2	15	3	3	0	1	32
02	Allen,Terrell	g	0-0	0-0	3-4	0	2	2	3	3	2	1	0	2	29
15	Dawkins,Aubrey	g	5-13	2-6	0-0	2	3	5	4	12	2	0	0	1	35
04	DeJesus,Ceasar	g	0-1	0-0	0-0	0	0	0	0	0	0	1	0	0	3
10	Griffin,Dayon	g	0-5	0-3	2-2	1	6	7	4	2	3	2	0	0	27
20	Bertz, Frank	g	0-1	0-1	0-0	0	0	0	0	0	0	1	1	0	8
21	Brown, Chad	g	3-3	0-0	1-1	0	10	10	2	7	0	0	1	0	24
	Team				1	1	2								
	Totals		19-51	4-20	22-31	9	28	37	21	64	13	12	2	5	200

FG % 1st Half: 8-29 27.6% 2nd half: 11-22 50.0% Game: 19-51 37.3%
 3FG % 1st Half: 2-11 18.2% 2nd half: 2-9 22.2% Game: 4-20 20.0%
 FT % 1st Half: 5-8 62.5% 2nd half: 17-23 73.9% Game: 22-31 71.0%

Deadball Rebounds 2

Officials: Rodrick Dixon, Kelly Self, Mike Nance
 Technical fouls: Tulsa-Elijah Joiner, UCF-Fall, Tacko.
 Attendance: 4155

Score by periods	1st	2nd	Total
Tulsa	32	30	62
UCF	23	41	64

Points	In	Off	2nd	Fast	Bench
TUL	18	9	2	23	17
UCF	24	12	7	12	9

Last FG - Tulsa 2nd-00:12, UCF 2nd-06:36.
 Largest lead - Tulsa by 15 1st-05:11, UCF by 7 2nd-06:36.
 Tulsa led for 24:32. UCF led for 14:05. Game was tied for 01:23.

Score tied - 2 times.
 Lead changed - 2 times.

Official Basketball Box Score -- Game Totals -- Final Statistics UCF vs Memphis 01/27/19 3:00 pm at Memphis, Tenn.

UCF 57 • 15-4; (5-2)

#	Player	Total		3-Ptr		Rebounds			PF	TP	A	TO	Blk	Stl	Min
		FG-FGA	FG-FGA	FT-FTA	Off	Def	Tot								
35	Smith,Collin	f	4-8	0-1	0-0	2	1	3	3	8	2	2	0	3	25
24	Fall,Tacko	c	3-4	0-0	1-4	2	4	6	3	7	1	3	2	0	19
01	Taylor,B.J.	g	3-11	2-6	2-2	0	1	1	0	10	2	1	0	1	31
02	Allen,Terrell	g	2-5	1-3	0-0	0	0	0	3	5	3	1	0	1	24
15	Dawkins,Aubrey	g	1-10	0-5	0-0	1	2	3	4	2	1	4	0	1	29
04	DeJesus,Ceasar	g	4-4	0-0	0-0	0	0	0	1	8	0	0	1	0	12
10	Griffin,Dayon	g	1-6	1-6	1-4	0	1	1	1	4	2	2	1	2	25
12	Grant,Xavier	g	0-0	0-0	2-2	0	0	0	0	2	0	0	0	0	2
13	Renaud,Levy	g	0-0	0-0	0-0	0	0	0	0	0	0	0	0	0	1
20	Bertz, Frank	g	2-5	2-5	0-0	0	1	1	1	6	1	0	0	1	13
21	Brown, Chad	g	1-4	0-0	1-2	5	4	9	1	3	0	2	3	0	17
25	Anders,Ryan	g	1-1	0-0	0-0	0	0	0	0	2	0	0	0	0	2
	Team				2	2	4								
	Totals		22-58	6-26	7-14	12	16	28	17	57	12	15	7	9	200

FG % 1st Half: 12-26 46.2% 2nd half: 10-32 31.3% Game: 22-58 37.9%
 3FG % 1st Half: 3-10 30.0% 2nd half: 3-16 18.8% Game: 6-26 23.1%
 FT % 1st Half: 1-3 33.3% 2nd half: 6-11 54.5% Game: 7-14 50.0%

Deadball Rebounds 1

Memphis 77 • 13-7; (5-2)

#	Player	Total		3-Ptr		Rebounds			PF	TP	A	TO	Blk	Stl	Min
		FG-FGA	FG-FGA	FT-FTA	Off	Def	Tot								
00	Kyvon Davenport	f	4-6	1-1	2-2	2	3	5	2	11	1	3	0	0	24
04	Raynere Thornton	f	4-7	1-1	2-2	4	7	11	2	11	1	1	0	1	34
14	Isaiah Maurice	f	2-6	1-4	2-2	1	4	5	5	7	0	0	2	0	16
03	Jeremiah Martin	g	4-13	1-5	1-2	1	2	3	3	10	7	0	1	2	34
05	Kareem Brewton	g	1-4	0-2	1-2	2	2	4	0	3	2	4	0	1	13
01	Tyler Harris	g	5-10	4-9	0-0	0	2	2	0	14	0	1	0	0	23
02	Alex Lomax	g	4-8	0-0	0-0	1	1	2	2	8	3	4	0	2	22
10	Mike Parks	g	5-9	0-1	3-4	5	3	8	0	13	0	1	0	1	19
11	Antwann Jones	g	0-2	0-1	0-0	0	1	1	1	0	2	2	3	0	14
30	Evin Olds	g	0-0	0-0	0-0	0	0	0	0	0	0	0	0	0	1
	Team				5	0	5								
	Totals		29-65	8-24	11-14	21	25	46	15	77	16	17	6	7	200

FG % 1st Half: 13-32 40.6% 2nd half: 16-33 48.5% Game: 29-65 44.6%
 3FG % 1st Half: 3-12 25.0% 2nd half: 5-12 41.7% Game: 8-24 33.3%
 FT % 1st Half: 9-11 81.8% 2nd half: 2-3 66.7% Game: 11-14 78.6%

Deadball Rebounds 1,3

Officials: Keith Kimble, Gerry Pollard, Doug Simmons
 Technical fouls: UCF-None, Memphis-None.
 Attendance: 17046

Score by periods	1st	2nd	Total
UCF	28	29	57
Memphis	38	39	77

Points	In	Off	2nd	Fast	Bench
UCF	30	12	11	11	25
MEM	38	13	14	5	35

Last FG - UCF 2nd-01:33, MEM 2nd-00:51.
 Largest lead - UCF None, MEM by 23 2nd-04:45.
 UCF led for 00:00. MEM led for 38:21. Game was tied for 01:32.

Score tied - 1 time.
 Lead changed - 0 times.

Official Basketball Box Score -- Game Totals -- Final Statistics UCF vs Tulane 01/23/19 7:02 p.m. at Devlin Fieldhouse, New Orleans, LA

UCF 75 • 15-3, 5-1

#	Player	Total		3-Ptr		Rebounds			PF	TP	A	TO	Blk	Stl	Min
		FG-FGA	FG-FGA	FT-FTA	Off	Def	Tot								
15	Dawkins,Aubrey	f	7-13	3-7	2-2	1	6	7	1	19	1	0	0	2	28
35	Smith,Collin	f	4-9	0-2	3-6	1	3	4	3	11	0	0	1	1	27
24	Fall,Tacko	c	2-6	0-0	0-2	3	7	10	4	4	0	4	3	1	20
01	Taylor,B.J.	g	8-15	1-4	0-0	1	2	3	1	17	3	1	0	1	30
02	Allen,Terrell	g	2-2	1-1	0-0	0	2	2	2	5	4	0	0	2	24
04	DeJesus,Ceasar	g	2-8	0-2	0-0	0	0	0	3	4	1	0	0	2	16
10	Griffin,Dayon	g	3-7	3-7	0-0	1	1	2	0	9	0	2	0	1	19
12	Grant,Xavier	g	0-1	0-1	0-0	0	1	1	0	0	0	2	0	0	2
13	Renaud,Levy	g	0-1	0-0	0-0	0	0	0	0	0	0	0	0	0	2
20	Bertz, Frank	g	1-4	0-3	0-0	1	2	3	0	2	0	0	0	2	17
21	Brown, Chad	g	2-4	0-0	0-0	1	1	2	4	0	0	0	0	0	13
25	Anders,Ryan	g	0-1	0-1	0-0	0	1	1	1	0	0	0	0	0	2
	Team				6	1	7								
	Totals		31-71	8-28	5-10	15	27	42	17	75	9	11	4	12	200

FG % 1st Half: 19-36 52.8% 2nd half: 12-35 34.3% Game: 31-71 43.7%
 3FG % 1st Half: 4-11 36.4% 2nd half: 4-17 23.5% Game: 8-28 28.6%
 FT % 1st Half: 3-5 60.0% 2nd half: 2-6 33.3% Game: 5-10 50.0%

Deadball Rebounds 2

Tulane 50 • 4-14, 0-6

#	Player	Total		3-Ptr		Rebounds			PF	TP	A	TO	Blk	Stl	Min
		FG-FGA	FG-FGA	FT-FTA	Off	Def	Tot								
21	SEHIC, Samir	f	4-11	1-3	2-2	1	7	8	3	11	2	2	0	0	32
23	PAUL, Blake	f	4-10	0-0	0-0	4	8	12	1	8	0	3	1	0	25
00	CORNISH, Jordan	g	1-3	0-0	2-2	1	4	5	1	4	4	4	1	0	30
10	DANIELS, Caleb	g	3-12	0-3	3-6	1	1	2	1	9	2	4	1	0	32
12	ZHANG, Kevin	g	3-10	2-5	2-2	0	3	3	3	10	0	2	1	0	28
04	WOOD, Moses	g	1-2	0-0	0-0	1	3	4	0	2	0	1	1	3	19
05	CRABTREE, Connor	g	2-5	0-1	1-2	0	1	1	1	5	1	1	2	2	18
15	QUINN, Grant	g	0-0	0-0	1-2	0	0	0	0	0	0	0	0	0	1
24	BARRETT, Shakwon	g	0-1	0-0	0-0	0	0	0	0	0	0	1	0	0	13
32	GALIC, Cameron	g	0-												



GAME 28 • UCF AT HOUSTON

Official Basketball Box Score -- Game Totals -- Final Statistics Houston vs UCF 02/07/19 7:00 pm at Orlando, Fla. (CFE Arena)

Houston 77 • 22-1;9-1

#	Player	Total		3-Ptr		Rebounds			PF	TP	A	TO	Blk	Stl	Min
		FG-FGA	FG-FGA	FT-FTA	Off	Def	Tot								
24	Breaon Brady	f	0-1	0-0	0-0	0	0	0	4	0	0	0	0	0	3
35	Fabian White Jr	f	0-3	0-0	0-0	0	2	2	3	0	1	0	0	1	16
03	Armoni Brooks	g	3-10	3-10	5-6	1	6	7	2	14	0	0	0	0	38
05	Corey Davis Jr.	g	8-13	1-6	9-12	0	3	3	1	26	5	4	0	1	39
25	Galen Robinson, Jr.	g	6-12	0-3	0-2	0	5	5	1	12	7	1	0	1	36
01	Chris Harris Jr.	g	2-3	0-0	0-0	3	1	4	2	4	0	1	1	1	18
11	Nate Hinton	g	2-6	0-1	2-4	1	5	6	4	6	0	0	0	0	17
13	DeJon Jarreau	g	0-1	0-0	4-4	0	2	2	3	4	0	3	0	1	6
23	Cedrick Alley Jr.	g	3-7	3-7	0-0	0	4	4	1	9	0	0	0	1	13
55	Brisson Gresham	g	1-1	0-0	0-0	3	0	3	2	2	0	1	2	1	14
	Team					3	4	7							
	Totals		25-57	7-27	20-28	11	32	43	23	77	13	10	3	7	200

FG % 1st Half: 13-27 48.1% 2nd half: 12-30 40.0% Game: 25-57 43.9%
 3FG % 1st Half: 5-13 38.5% 2nd half: 2-14 14.3% Game: 7-27 25.9%
 FT % 1st Half: 9-10 90.0% 2nd half: 11-18 61.1% Game: 20-28 71.4%

UCF 68 • 16-5;6-3

#	Player	Total		3-Ptr		Rebounds			PF	TP	A	TO	Blk	Stl	Min
		FG-FGA	FG-FGA	FT-FTA	Off	Def	Tot								
35	Smith, Collin	f	0-1	0-0	0-0	1	0	1	3	0	0	3	0	0	11
24	Fall, Tacko	c	5-6	0-0	3-7	2	4	6	3	13	0	2	0	0	19
01	Taylor, B.J.	g	6-12	2-7	7-9	0	2	2	3	21	7	0	0	1	36
02	Allen, Terrell	g	2-6	0-2	1-1	1	4	5	1	5	3	4	0	2	31
15	Dawkins, Aubrey	g	5-15	3-7	0-2	1	4	5	5	13	0	2	2	0	33
04	DeJesus, Ceasar	g	0-3	0-1	2-4	0	1	1	0	2	0	0	1	0	12
10	Griffin, Dayon	g	1-3	1-3	0-2	0	3	3	3	3	1	0	0	0	19
20	Bertz, Frank	g	2-5	2-4	0-0	0	1	1	3	6	1	0	0	0	17
21	Brown, Chad	g	2-3	0-0	1-2	1	4	5	2	5	0	0	2	1	22
	Team					2	3	5							
	Totals		23-54	8-24	14-27	8	26	34	23	68	12	11	5	4	200

FG % 1st Half: 7-25 28.0% 2nd half: 16-29 55.2% Game: 23-54 42.6%
 3FG % 1st Half: 3-12 25.0% 2nd half: 5-12 41.7% Game: 8-24 33.3%
 FT % 1st Half: 3-17 47.1% 2nd half: 6-10 60.0% Game: 14-27 51.9%

Officials: Chuck Jones, Michael Roberts, Michael Stephens
 Technical fouls: Houston-None. UCF-None.
 Attendance: 6292

Score by periods	1st	2nd	Total
Houston	40	37	77
UCF	25	43	68

Last FG - HOU 2nd-00:35, UCF 2nd-00:11.
 Largest lead - HOU by 20 2nd-07:12, UCF by 1 1st-18:42.
 HOU led for 36:28. UCF led for 01:28. Game was tied for 01:49.

Score tied - 1 time.
 Lead changed - 1 time.

Official Basketball Box Score -- Game Totals -- Final Statistics UCF vs SMU 02/10/19 1:00 pm at Dallas, Texas (Moody Coliseum)

UCF 71 • 17-5; 7-3

#	Player	Total		3-Ptr		Rebounds			PF	TP	A	TO	Blk	Stl	Min
		FG-FGA	FG-FGA	FT-FTA	Off	Def	Tot								
35	Smith, Collin	f	7-11	0-1	4-4	3	7	10	3	18	5	1	0	1	30
24	Fall, Tacko	c	4-5	0-0	2-2	0	3	3	1	10	0	2	2	1	26
01	Taylor, B.J.	g	3-7	2-4	0-0	0	2	2	0	8	7	2	0	1	37
02	Allen, Terrell	g	0-6	0-1	0-0	1	1	2	3	0	2	1	0	1	27
15	Dawkins, Aubrey	g	9-12	4-6	4-5	1	4	5	1	26	2	3	1	1	38
04	DeJesus, Ceasar	g	0-0	0-0	0-0	0	0	0	0	0	1	0	0	0	4
10	Griffin, Dayon	g	2-5	1-4	0-0	0	2	2	2	5	0	1	1	0	19
20	Bertz, Frank	g	0-0	0-0	0-0	0	0	0	1	0	0	0	0	0	6
21	Brown, Chad	g	1-4	0-0	2-2	0	3	3	1	4	0	1	0	0	13
	Team					0	5	5							
	Totals		26-50	7-16	12-13	5	27	32	12	71	16	13	4	5	200

FG % 1st Half: 14-26 53.8% 2nd half: 12-24 50.0% Game: 26-50 52.0%
 3FG % 1st Half: 2-6 33.3% 2nd half: 5-10 50.0% Game: 7-16 43.8%
 FT % 1st Half: 6-7 85.7% 2nd half: 6-6 100.0% Game: 12-13 92.3%

SMU 65 • 12-11; 4-7

#	Player	Total		3-Ptr		Rebounds			PF	TP	A	TO	Blk	Stl	Min
		FG-FGA	FG-FGA	FT-FTA	Off	Def	Tot								
01	Feron Hunt	f	3-8	1-5	0-0	1	3	4	2	7	0	1	1	0	20
15	Isiah Mike	f	7-16	4-11	0-3	1	9	10	3	18	4	1	3	0	39
25	Ethan Charcois	f	2-7	2-6	5-5	3	0	3	3	11	4	2	0	1	35
05	Nat Dixon	g	0-4	0-3	0-0	2	3	5	2	0	2	0	0	2	27
33	Jimmy Whitt Jr.	g	11-19	1-3	0-2	2	1	3	2	23	4	3	1	2	40
00	Jahmal McMurray	g	0-3	0-3	0-0	0	0	0	1	0	1	0	0	0	5
03	William Douglas	g	0-1	0-1	0-0	1	0	1	0	0	1	0	0	1	4
13	CJ White	g	2-5	2-5	0-0	0	1	1	1	6	0	1	1	0	26
21	Jahmar Young Jr.	g	0-0	0-0	0-0	0	1	1	0	0	0	0	0	1	4
	Team					2	1	3							
	Totals		25-63	10-37	5-10	12	19	31	14	65	16	8	6	7	200

FG % 1st Half: 11-36 30.6% 2nd half: 14-27 51.9% Game: 25-63 39.7%
 3FG % 1st Half: 6-25 24.0% 2nd half: 4-12 33.3% Game: 10-37 27.0%
 FT % 1st Half: 0-2 0.0% 2nd half: 5-8 62.5% Game: 5-10 50.0%

Officials: Bill Ek, Kelly Self, Randy Heimerman
 Technical fouls: UCF-None. SMU-None.
 Attendance: 5989

Score by periods	1st	2nd	Total
UCF	36	35	71
SMU	28	37	65

Last FG - UCF 2nd-02:01, SMU 2nd-00:25.
 Largest lead - UCF by 12 2nd-17:55, SMU by 2 1st-10:39.
 UCF led for 36:59. SMU led for 00:54. Game was tied for 02:03.

Score tied - 2 times.
 Lead changed - 2 times.

Official Basketball Box Score -- Game Totals -- Final Statistics South Fla. vs UCF 02/13/19 7:00 pm at Orlando, Fla. (CFE Arena)

South Fla. 65 • 17-7;7-5

#	Player	Total		3-Ptr		Rebounds			PF	TP	A	TO	Blk	Stl	Min
		FG-FGA	FG-FGA	FT-FTA	Off	Def	Tot								
04	Michael Durr	f	0-0	0-0	0-0	0	0	0	5	0	0	1	0	0	10
20	Mayan Kiir	f	0-4	0-1	0-0	1	1	2	2	0	0	2	0	0	12
04	David Collins	g	5-8	1-2	9-12	0	2	1	4	20	0	0	0	1	32
03	Laquincy Rideau	g	3-17	1-6	3-9	3	2	5	4	10	5	2	0	5	34
13	Justin Brown	g	4-6	3-4	1-1	1	1	2	2	12	0	0	0	0	26
01	Xavier Castaneda	g	3-5	1-1	0-0	0	0	0	1	7	5	4	0	0	20
05	Rashun Williams	g	0-0	0-0	0-0	0	0	0	1	0	0	0	0	0	4
10	Alexis Yetna	g	2-8	0-3	4	8	12	2	4	1	1	0	0	0	24
23	T.J. Lang	g	3-6	2-4	0-0	0	3	3	2	8	1	0	0	0	20
34	Antun Maricevic	g	1-1	1-1	1-2	1	0	1	5	4	0	0	2	0	12
41	Nikola Scekic	g	0-2	0-2	0-0	0	0	0	3	0	0	0	0	0	6
	Team					5	3	8							
	Totals		21-57	9-24	14-27	15	19	34	31	65	12	10	2	6	200

FG % 1st Half: 8-28 28.6% 2nd half: 13-29 44.8% Game: 21-57 36.8%
 3FG % 1st Half: 2-11 18.2% 2nd half: 7-13 53.8% Game: 9-24 37.5%
 FT % 1st Half: 7-16 43.8% 2nd half: 7-11 63.6% Game: 14-27 51.9%

UCF 78 • 18-5;8-3

#	Player	Total		3-Ptr		Rebounds			PF	TP	A	TO	Blk	Stl	Min
		FG-FGA	FG-FGA	FT-FTA	Off	Def	Tot								
35	Smith, Collin	f	3-5	0-0	3-3	2	3	5	5	9	1	3	1	1	23
24	Fall, Tacko	c	6-9	0-0	9-21	2	7	9	3	21	1	1	5	0	26
01	Taylor, B.J.	g	3-6	1-1	6-7	2	1	3	3	13	7	1	0	0	29
02	Allen, Terrell	g	5-8	2-3	2-2	0	3	3	2	14	4	0	0	1	27
15	Dawkins, Aubrey	g	4-8	1-4	1-2	0	2	2	2	10	1	0	0	2	32
04	DeJesus, Ceasar	g	0-1	0-0	1-3	0	2	2	2	1	0	1	0	0	16
10	Griffin, Dayon	g	2-3	1-2	0-0	0	1	1	1	5	0	2	0	0	10
20	Bertz, Frank	g	0-1	0-1	0-0	0	0	0	1	0	1	0	1	0	16
21	Brown, Chad	g	1-3	0-0	3-6	4	5	9	3	5	1	2	0	1	21
	Team					1	2	3							
	Totals		24-44	5-11	25-44	11	26	37	22	78	16	10	7	5	200

FG % 1st Half: 13-26 50.0% 2nd half: 11-18 61.1% Game: 24-44 54.5%
 3FG % 1st Half: 3-7 42.9% 2nd half: 2-4 50.0% Game: 5-11 45.5%
 FT % 1st Half: 10-22 45.5% 2nd half: 15-22 68.2% Game: 25-44 56.8%

Officials: Olandis Poole, Todd Austin, Pat Adams
 Technical fouls: South Fla.-None. UCF-None.
 Attendance: 4719

Score by periods	1st	2nd	Total
South Fla.	25	40	65
UCF	39	39	78

Last FG - USF 2nd-00:20, UCF 2nd-04:55.
 Largest lead - USF None, UCF by 26 2nd-12:32.
 USF led for 00:00. UCF led for 39:37. Game was tied for 00:23.

Score tied - 0 times.
 Lead changed - 0 times.

Official Basketball Box Score -- Game Totals -- Final Statistics Memphis vs UCF 02/16/19 6:00 pm at Orlando, Fla. (CFE Arena)

Memphis 72 • 15-11; 7-5

#	Player	Total		3-Ptr		Rebounds			PF	TP	A	TO	Blk	Stl	Min
---	--------	-------	--	-------	--	----------	--	--	----	----	---	----	-----	-----	-----



GAME 28 • UCF AT HOUSTON

Official Basketball Box Score -- Game Totals -- Final Statistics UCF vs Cincinnati 02/21/19 7:00 pm at Cincinnati, OH

UCF 55 • 19-6; 9-4

#	Player	Total		3-Ptr		Rebounds			PF	TP	A	TO	Blk	Stl	Min
		FG-FGA	FT-FTA	FG-FGA	FT-FTA	Off	Def	Tot							
35	Smith,Collin	f	2-4	0-0	1-1	2	3	5	2	5	0	3	0	0	29
24	Fall,Tacko	c	3-3	0-0	1-3	1	3	4	3	7	1	3	5	0	34
01	Taylor,B.J.	g	4-14	2-8	2-2	0	2	2	0	12	3	2	0	1	36
02	Allen,Terrell	g	2-5	1-4	0-0	0	3	3	3	5	5	2	0	2	33
15	Dawkins,Aubrey	g	7-13	4-6	0-0	0	3	3	1	18	1	1	0	1	37
04	DeJesus,Ceasar	g	0-1	0-0	0-0	0	0	0	0	0	0	1	0	0	2
10	Griffin,Dayon	g	0-1	0-0	0-0	0	1	1	0	0	1	1	0	0	12
20	Bertz,Frank	g	2-2	2-2	0-0	0	0	0	0	6	0	0	0	0	5
21	Brown,Chad	g	1-2	0-0	0-1	1	0	1	2	2	0	2	0	0	12
	Team					3	2	5			2				
	Totals		21-45	9-20	4-7	7	17	24	11	55	11	17	5	4	200

FG % 1st Half: 7-20 35.0% 2nd half: 14-25 56.0% Game: 21-45 46.7% Deadball Rebounds 3,1
3FG % 1st Half: 3-8 37.5% 2nd half: 6-12 50.0% Game: 9-20 45.0%
FT % 1st Half: 1-2 50.0% 2nd half: 3-5 60.0% Game: 4-7 57.1%

Cincinnati 60 • 22-4; 11-2

#	Player	Total		3-Ptr		Rebounds			PF	TP	A	TO	Blk	Stl	Min
		FG-FGA	FT-FTA	FG-FGA	FT-FTA	Off	Def	Tot							
13	Tre Scott	f	3-7	1-2	0-0	3	2	5	1	7	2	2	1	1	29
33	Nysier Brooks	c	3-4	0-0	3-4	4	3	7	4	9	0	2	0	1	34
02	Keith Williams	g	4-12	2-3	2-2	0	0	0	1	12	1	1	1	0	30
03	Justin Jenifer	g	4-7	2-5	2-2	0	2	2	1	12	3	0	0	0	23
34	Jarron Cumberland	g	3-13	1-1	4-4	3	4	7	2	11	6	4	2	1	38
00	Logan Johnson	g	0-0	0-0	0-0	0	0	0	0	0	0	0	0	0	0+
05	Trevor Moore	g	0-1	0-1	0-0	0	2	2	1	0	0	2	0	0	13
10	Rashawn Fredericks	g	0-1	0-0	0-0	0	1	1	1	0	0	0	0	0	5
15	Cane Broome	g	4-7	1-2	0-0	0	1	1	0	9	1	2	0	0	22
22	Eliel Nsoseme	g	0-0	0-0	0-0	0	0	0	2	0	0	0	0	0	6
	Team					1	2	3			1				
	Totals		21-52	7-14	11-12	11	17	28	13	60	13	14	4	3	200

FG % 1st Half: 10-24 41.7% 2nd half: 11-28 39.3% Game: 21-52 40.4% Deadball Rebounds 3
3FG % 1st Half: 4-6 66.7% 2nd half: 3-8 37.5% Game: 7-14 50.0%
FT % 1st Half: 2-2 100.0% 2nd half: 9-10 90.0% Game: 11-12 91.7%

Officials: Jeffrey Anderson, Don Daily, Michael Stephens
Technical fouls: UCF-TEAM, Cincinnati-None.
Attendance: 12377

Score by periods	1st	2nd	Total
UCF	18	37	55
Cincinnati	26	34	60

Last FG - UCF 2nd-00:07, CIN 2nd-00:24.
Largest lead - UCF by 8 1st-16:13, CIN by 8 1st-01:34.
UCF led for 18:37. CIN led for 17:42. Game was tied for 03:35.

Score tied - 3 times.
Lead changed - 4 times.

Official Basketball Box Score -- Game Totals -- Final Statistics SMU vs UCF 02/24/19 12:00 pm at Orlando, Fla. (CFE Arena)

SMU 48 • 13-13; 5-9

#	Player	Total		3-Ptr		Rebounds			PF	TP	A	TO	Blk	Stl	Min
		FG-FGA	FT-FTA	FG-FGA	FT-FTA	Off	Def	Tot							
01	Feron Hunt	f	3-6	1-4	0-0	2	2	4	2	7	1	0	0	1	22
15	Isiah Mike	f	3-8	1-3	1-2	0	2	2	4	8	0	1	1	1	24
25	Ethan Chargois	f	3-7	1-3	2-2	1	1	2	4	9	1	0	0	0	26
00	Jahmal McMurray	g	3-17	1-5	1-2	0	5	5	1	8	1	2	0	0	29
33	Jimmy Whitt Jr.	g	2-12	0-3	0-0	3	4	7	4	4	1	1	0	0	23
03	William Douglas	g	0-6	0-4	2-2	0	1	1	1	2	0	0	0	0	11
05	Nat Dixon	g	1-9	1-6	0-1	0	2	2	1	3	0	0	0	0	24
12	James Pyle	g	0-0	0-0	0-0	0	0	0	0	0	0	0	0	0	1
13	CJ White	g	2-4	2-4	1-2	2	3	5	1	7	2	0	0	1	31
21	Jahmar Young Jr.	g	0-0	0-0	0-0	2	2	2	3	0	0	0	1	0	9
	Team					1	4	5							
	Totals		17-69	7-32	7-11	9	26	35	21	48	6	4	2	3	200

FG % 1st Half: 7-35 20.0% 2nd half: 10-34 29.4% Game: 17-69 24.6% Deadball Rebounds 3
3FG % 1st Half: 3-15 20.0% 2nd half: 4-17 23.5% Game: 7-32 21.9%
FT % 1st Half: 1-2 50.0% 2nd half: 6-9 66.7% Game: 7-11 63.6%

UCF 95 • 20-6; 10-4

#	Player	Total		3-Ptr		Rebounds			PF	TP	A	TO	Blk	Stl	Min
		FG-FGA	FT-FTA	FG-FGA	FT-FTA	Off	Def	Tot							
35	Smith,Collin	f	3-8	0-0	3-5	2	8	10	2	9	3	0	0	0	28
24	Fall,Tacko	c	11-14	0-0	1-3	6	14	20	0	23	1	2	2	0	26
01	Taylor,B.J.	g	4-10	4-8	2-3	0	2	2	1	14	2	0	0	0	29
02	Allen,Terrell	g	4-7	0-1	3-4	0	4	4	4	11	8	1	0	2	25
15	Dawkins,Aubrey	g	3-8	3-6	2-2	0	5	5	2	11	0	0	0	0	23
10	Griffin,Dayon	g	1-5	1-5	0-0	0	1	1	3	3	1	0	0	0	17
12	Grant,Xavier	g	1-1	0-0	0-0	0	0	0	0	2	0	0	0	0	3
13	Renaud,Levy	g	0-0	0-0	0-0	0	0	0	0	2	0	0	0	0	3
20	Bertz,Frank	g	3-7	3-6	0-0	1	1	2	2	9	0	0	0	0	20
21	Brown,Chad	g	4-6	0-0	5-8	2	9	11	0	13	1	1	0	0	23
25	Anders,Ryan	g	0-3	0-0	0-0	1	0	1	0	1	0	0	0	0	3
	Team					2	0	2			2				
	Totals		34-69	11-26	16-25	14	44	58	16	95	17	6	2	2	200

FG % 1st Half: 15-30 50.0% 2nd half: 19-39 48.7% Game: 34-69 49.3% Deadball Rebounds 4
3FG % 1st Half: 2-9 22.2% 2nd half: 9-17 52.9% Game: 11-26 42.3%
FT % 1st Half: 9-16 56.3% 2nd half: 7-9 77.8% Game: 16-25 64.0%

Officials: Lee Cassell, John Gaffney, Ted Valentine
Technical fouls: SMU-Isiah Mike. UCF-None.
Attendance: 4978

Score by periods	1st	2nd	Total
SMU	18	30	48
UCF	41	54	95

Last FG - SMU 2nd-00:01, UCF 2nd-00:10.
Largest lead - SMU None, UCF by 54 2nd-01:51.
SMU led for 00:00. UCF led for 39:49. Game was tied for 00:11.

Score tied - 0 times.
Lead changed - 0 times.

Official Basketball Box Score -- Game Totals -- Final Statistics UCF vs USF 02/27/19 7:00 p.m. at Tampa, Fla. - Yuengling Center

UCF 75 • 21-6, 11-4

#	Player	Total		3-Ptr		Rebounds			PF	TP	A	TO	Blk	Stl	Min
		FG-FGA	FT-FTA	FG-FGA	FT-FTA	Off	Def	Tot							
35	Smith,Collin	f	1-1	0-0	1-4	0	4	4	5	3	1	2	1	1	19
24	Fall,Tacko	c	6-10	0-0	6-8	3	2	5	4	18	1	3	0	0	28
01	Taylor,B.J.	g	4-10	1-4	6-9	0	2	2	1	15	5	1	0	1	37
02	Allen,Terrell	g	3-4	0-0	0-0	1	0	1	3	6	7	1	0	0	31
15	Dawkins,Aubrey	g	5-9	2-3	2-2	1	6	7	3	14	2	3	0	3	33
04	DeJesus,Ceasar	g	0-0	0-0	0-0	0	0	0	0	0	0	0	0	0	3
10	Griffin,Dayon	g	4-7	2-3	2-2	1	1	2	1	12	3	1	2	1	19
20	Bertz,Frank	g	1-3	0-2	2-2	0	0	0	1	4	0	0	0	0	11
21	Brown,Chad	g	1-1	0-0	1-2	1	6	7	2	3	0	1	0	0	19
	Team					1	0	1							
	Totals		25-45	5-12	20-29	8	21	29	20	75	19	12	3	6	200

FG % 1st Half: 14-23 60.9% 2nd half: 11-22 50.0% Game: 25-45 55.6% Deadball Rebounds 5
3FG % 1st Half: 3-6 50.0% 2nd half: 2-6 33.3% Game: 5-12 41.7%
FT % 1st Half: 5-11 45.5% 2nd half: 15-18 83.3% Game: 20-29 69.0%

USF 63 • 18-10, 7-8

#	Player	Total		3-Ptr		Rebounds			PF	TP	A	TO	Blk	Stl	Min
		FG-FGA	FT-FTA	FG-FGA	FT-FTA	Off	Def	Tot							
04	DURR, Michael	f	4-5	0-1	0-1	2	2	4	3	8	0	0	2	0	17
10	YETNA, Alexis	f	3-7	0-4	2-4	1	4	5	2	8	0	1	0	1	22
00	COLLINS, David	g	3-11	1-6	3-4	0	1	1	5	10	4	3	0	0	35
03	RIDEAU, Laquincy	g	2-6	0-3	4-5	1	1	2	4	8	6	7	0	2	34
13	BROWN, Justin	g	4-4	3-3	4-5	0	1	1	2	15	0	0	0	0	25
01	CASTANEDA, Xavier	g	0-0	0-0	2-2	0	0	0	2	2	3	1	0	0	16
20	KIIR, Mayan	g	1-3	0-2	0-2	0	2	2	3	2	1	0	0	0	11
23	LANG, T.J.	g	0-4	0-3	0-0	0	2	2	1	0	1	2	0	1	21
34	MARICEVIC, Antun	g	4-5	2-2	0-0	2	1	3	3	10	1	0	0	0	17
41	SCEKIC, Nikola	g	0-1	0-1	0-1	0	0	0	0	0	0	0	0	0	2
	Team					3	2	5			1				
	Totals		21-46	6-25	15-24	9	16	25	25	63	16	15	2	4	200

FG % 1st Half: 12-24 50.0% 2nd half: 9-22 40.9% Game: 21-46 45.7% Deadball Rebounds 4
3FG % 1st Half: 3-12 25.0% 2nd half: 3-13 23.1% Game: 6-25 24.0%
FT % 1st Half: 6-12 50.0% 2nd half: 9-12 75.0% Game: 15-24 62.5%

Officials: Terry Oglesby, Marques Pettigrew, Patrick Evans
Technical fouls: UCF-Smith,Collin; Allen,Terrell. USF-COLLINS, David.
Attendance: 7231

Score by periods	1st	2nd	Total
UCF	36	39	75
USF	33	30	63

Last FG - UCF 2nd-00:29, USF 2nd-00:13.
Largest lead - UCF by 15 2nd-10:11, USF by 5 1st-16:42.
UCF led for 27:29. USF led for 09:04. Game was tied for 03:27.

Score tied - 3 times.
Lead changed - 5 times.