



GAME 30 • UCF AT TEMPLE

Director, Strategic Communications: Daniel Forcella | Cell: (207) 650-6790 | Email: dforcella@athletics.ucf.edu

Assistant Director, Strategic Communications: Kelly Cartner | Cell: (248) 978-5201 | Email: kcartner@athletics.ucf.edu

GAME INFORMATION

Date Saturday, March 9
 Time 4 p.m.
 Site Philadelphia, Pa.
 Stadium Liacouras Center
 Capacity 10,206
 TV ESPN2
 Play-by-Play Kevin Brown
 Analyst Rob Kennedy
 Radio FM96.9/AM740 The Game
 Play-by-Play Marc Daniels
 Twitter @UCF_MBB
 Hashtag #ChargeOn

SCHEDULE/RESULTS

O29	Flagler&		W, 86-69
N6	Rider	ESPN3	W, 84-70
N11	FAU	ESPN3	L, 80-79
N15	vs. Cal State Fullerton#	ESPN3	W, 68-52
N16	vs. Saint Joseph's#	ESPN2	W, 77-57
N18	vs. Western Kentucky#	ESPN2	W, 78-62
N24	Northern Kentucky	ESPN3	W, 66-53
N29	Alabama	ESPN3	W, 70-64
D2	at Missouri	ESPN3	L, 64-62 (ot)
D8	Grambling	ESPN3	W, 70-45
D11	Georgia Southern	ESPN3	W, 95-88
D16	Stetson	ESPN3	W, 90-65
D21	Illinois State	ESPN3	W, 77-56
J2	Temple*	ESPN3	W, 78-73
J5	at UConn*	ESPN3	W, 65-53
J13	ECU*	ESPN3	W, 76-65
J16	at Wichita State*	ESPN3	L, 75-67
J19	Tulsa*	ESPN3	W, 64-62
J23	at Tulane*	ESPN3	W, 75-50
J27	at Memphis*	ESPN3	L, 77-57
J31	UConn*	ESPN3	W, 73-67
F7	#12/12 Houston*	ESPN3	L, 77-68
F10	at SMU*	ESPN3	W, 71-65
F13	S. Florida*	ESPN3	W, 78-65
F16	Memphis*	ESPN3	W, 79-72
F21	at #23/25 Cincinnati*	ESPN3	L, 60-55
F24	SMU*	ESPN3	W, 95-48
F27	at S. Florida*	ESPN3	W, 75-63
M2	at #6/8 Houston*	ESPN3	W, 69-64
M7	#19/20 Cincinnati*	ESPN3	W, 58-55
M9	at Temple*	ESPN3	4 p.m.
M15	AAC Quarterfinals%	ESPN3	TBD
M16	AAC Semifinals%	ESPN3	TBD
M17	AAC Finals%	ESPN3	3:15 p.m.

* American Athletic Conference contest
 & Exhibition contest
 # Myrtle Beach Invitational
 % American Athletic Conference Tournament
 All times Eastern



(25/rv) **UCF KNIGHTS** (23-6, 13-4)

Head Coach: Johnny Dawkins (Duke, 1986)

Record at UCF: 66-31 (3rd Season)

Overall Record: 222-146 (11th Season)



TEMPLE OWLS (22-8, 12-5)

Head Coach: Fran Dunphy (LaSalle, 1970)

Record at Temple: 269-150 (13th Season)

Overall Record: 579-323 (30th Season)

UCFACTS

SETTING THE SCENE

- The Knights have been playing their best basketball at the right time. UCF has won four in a row and seven of their last eight, including back-to-back wins over No. 6 Houston and No. 19 Cincinnati.
- The Knights are now set to head back on the road for their final regular season matchup, a Saturday clash with Temple, a team the Knights haven't seen since Jan. 2.
- There are American Athletic Conference seeding implications on the line Saturday, as the Knights could finish anywhere from second to fourth in the standings based on the outcome.

BEATING RANKED OPPONENTS

- Prior to Johnny Dawkins' arrival at UCF, the program had won three games against ranked opponents from 1984-2016. Since Dawkins has taken over, the Knights have won four games against ranked opponents in just three seasons.
- UCF had never won two games against ranked opponents in a single season, and the Knights just did it in a span of five days, taking down Houston and Cincinnati.
- The Knights are now 7-45 all-time against ranked opponents, with the other two wins under Dawkins coming at home to No. 15 Cincinnati in 2017 and on the road at No. 24 Alabama in 2017.

CRACKING THE TOP 25

- For the first time since 2011, UCF cracked the Associated Press Top 25 Poll on Monday, coming in at 25th.
- It's the only ranking for the Knights outside of the 2010-11 season, when they won their first 14 games of the campaign.
- This marks the furthest into a season that UCF has been ranked in a national poll.
- The Knights are also just outside the USA Today Coaches Poll, receiving 22 votes, which is tied for 26th.

23 REGULAR SEASON WINS

- With the win No. 19 Cincinnati on Thursday, UCF earned its 23rd victory of the season, setting a new program Division I record for most regular season wins.
- The most total wins in a season in UCF's D1 history is 25 in 2003-04 and the entire history of the program it is 26 in 1977-78.
- Dawkins' 2016-17 squad won 24 games, which included one win in the American Athletic Conference Tournament and three victories in the NIT.
- The Knights' 13 wins in league play mark the most for UCF since joining The American and the most in any conference since going 13-7 in Atlantic Sun action back in 2004-05.

A UCF WIN WOULD

- Be better than a loss
- Make the Knights one game off of the program's D1 record for total wins in a season
- Be UCF's fifth straight victory
- Give the Knights a 7-6 advantage over Temple in the all-time series
- Secure at least the third seed in The American Championship
- Put the Knights at 6-4 on the road

RECORD BREAKDOWN

Overall	23-6
The American	13-4
Non-Conference	10-2
Home	15-2
Away	5-4
Neutral	3-0

Twitter: @UCF_MBB | Instagram: UCF.MBB | Facebook: /UCFMensBasketball



BY THE NUMBERS

KNIGHTS		OWLS
73.1	« POINTS	75.1
63.7	DEFENSE »	71.2
+9.4	MARGIN »	+4.0
47.0	« FG%	44.0
39.2	« FG% DEFENSE	44.5
6.8	« THREES	7.6
35.6	« 3FG%	33.1
31.5	« 3FG% DEFENSE	32.5
64.2	FT% »	72.9
+2.3	REB MARGIN »	-2.6
13.5	ASSISTS	14.7
11.4	TOS »	11.0
1.2	AST-TO »	1.3
5.8	STEALS »	8.8
4.6	BLOCKS »	2.3

SERIES INFORMATION

Overall:..... Tied, 6-6
 in Philadelphia:..... Temple, 4-1
 in Orlando:..... UCF, 4-2
 at Neutral location:..... UCF, 1-0
 Streak:..... UCF won 1
 Last meeting:..... UCF 78, Temple 73
Jan. 2, 2019
 Last Temple win:..... Temple 75, UCF 56
Feb. 25, 2018

UCF and Temple first met in January of 2014, the first season of American Athletic Conference play. That year the two teams played three times, with two of the matchups going to overtime.

UCF won the first ever meeting 78-76 in Orlando, Temple then won in overtime 86-78 in Philadelphia. The Knights prevailed in the AAC Tournament 94-90 after two overtimes.

The Owls won the next four matchups, sweeping both the 2014-15 and 2015-16 home-and-home conference series.

The Knights then swept the series in their first year under Johnny Dawkins, taking the conference opener from the Owls, 77-53, before winning 71-69 in Philly.

Last season, UCF dominated the Owls again in Orlando, winning 60-39 in early January, before Temple got the best of the Knights, 75-56, in late February in Philadelphia.

Earlier this season, UCF won 78-73 in Orlando in the first league game of the season for both teams.

KNIGHT NOTES

BEATING THE BEARCATS

- No. 25 UCF defeated No. 19 Cincinnati 58-55 on Senior Knight at CFE Arena on Tuesday, just the second ever win for the Knights over the Bearcats.
- BJ Taylor led the way with 22 points, while Tacko Fall added 10 points and six rebounds.
- UCF outrebounded Cincinnati 40-33 and held the Bearcats to just 37 percent shooting from the field.
- Both times UCF has defeated Cincinnati it was when the Bearcats were ranked in the Top 25 and it came on the Knights' Senior Day festivities.

CRASHING THE COUGARS' PARTY

- Last Saturday was a big day for Houston Basketball. The Cougars were in the Top 10 in the nation and hosting ESPN College GameDay.
- The Knights spoiled the fun when they went into the new Fertitta Center and won 69-64.
- UCF was led by Collin Smith, who scored a season-high 21 points, and Tacko Fall, who had 13 points and 10 rebounds for his fifth double-double of the season.
- The Knights outshot and outrebounded the Cougars, had 14 assists to just nine turnovers and led second chance points, 9-3 to earn the road victory.

OFFENSIVE EFFICIENCY

- Known for their defense the last few years under Johnny Dawkins, the Knights have been extremely efficient offensively in 2018-19.
- UCF is only fifth in The American with 73.1 points per game, but the Knights lead the league in field goal percentage, shooting 47.0 percent from the floor.
- The Knights have shot over 50 percent 10 times and under 40 percent just twice this season.
- In the win over Temple on Jan. 2, the Knights shot a season-high 60.4 percent from the field.
- Last season, UCF held a 0.8 assist-to-turnover ratio, but in 2018-19, the Knights have a 1.2 assist-to-turnover ratio.

DOMINATING DEFENSE

- It's the defense that has dominated under Dawkins though, holding opponents to a combined 38.10 percent from the floor the previous two seasons, which led the nation during that time.
- Only two teams in the nation were ranked in the top six in scoring defense in both 2016-17 and 2017-18, UCF and Virginia.
- The Knights led the nation in defensive field goal percentage in 2016-17, holding opponents to 36.5 percent, and in 2017-18 they ranked third in the nation in scoring defense at 61.7.
- UCF ranks second in The American in field goal percentage defense (39.2) and third in scoring defense (63.7), having held eight opponents to less than 60 points.
- The Knights are 12-1 when allowing 63 points or less and 8-0 when holding opponents to less than 36 percent shooting from the field.

HOLDING THE LEAD

- The veteran group for UCF has been solid in holding a lead in 2018-19.
- UCF is a perfect 22-0 when tied or leading with two minutes remaining in the game.
- Conversely, the Knights are 0-5 when trailing with two minutes left on the clock.

TACKO'S 20-20 VISION

- Before the season, head coach Johnny Dawkins challenged Tacko Fall to get a 20-20 game as a senior. He knew he was capable.
- In UCF's 95-48 dismantling of SMU, Fall finished with a season-high 23 points and a career-high 20 rebounds.
- It marked the first 20-20 game by a Knight in UCF Division I era
- It also tied the UCF Division I era record for rebounds in a game, trailing only Ron Thornton (23) and Ed Fluitt (23, 21), who grabbed more in a single game in 1981 and 1971-72, respectively.

WINNING BY 47 POINTS IS A LOT

- Everything was clicking for UCF in the win over SMU.
- It was the third time this season the Knights scored 90 or more points, matching the Georgia Southern game for the most points scored in a game this season.
- It was also the second least point an opponent has scored on UCF this season, trailing only the Grambling State game, when the Knights allowed just 45 points.
- The 47-point margin was the largest margin of victory for UCF since winning by 54 over West Florida back in 2010.
- The last time UCF won by 40 or more was against Jacksonville in 2013.



QUICK FACTS

UCF INFORMATION

Location	Orlando, Fla.
Founded	1963
Enrollment	67,000+
Nickname	Knights
Colors	Black and Gold
Conference	American Athletic
Interim President	Thad Seymour Jr.
Director of Athletics	Dr. Daniel J. White
Athletics Phone	(407) 823-2261
Ticket Office Phone	(407) 823-1000

CFE ARENA

Capacity	10,000
Year Opened	2007
Press Row Phone	(407) 823-2477

BASKETBALL HISTORY

First Year of Basketball	1969-70
First Year in Division I	1984-85
First Year in AAC	2013-14
All-Time Record	762-619/815-619*
NCAA Tournaments/Last	Four/2005

*2008-09 (17-14), 2009-10 (15-17), 2010-11 (21-12) victories were vacated due to NCAA sanctions

TEAM INFORMATION

2017-18 Record	19-13
Conference Record/Finish	9-9/6th
Home Record	12-4
Road Record	5-7
Neutral Record	2-2
Conference Tournament	Quarterfinals
Postseason	--
Starters Returning/Lost	4/1
Letterwinners Returning/Lost	9/2
Newcomers	6

STRATEGIC COMMUNICATIONS

Director (MBB, Primary)	Daniel Forcella
Office Phone	(407) 823-2142
Cell Phone	(207) 650-6790
Email	dforcella@athletics.ucf.edu
Assistant Director (MBB, Secondary)	Kelly Cartner
Office Phone	(407) 823-6489
Email	kcartner@athletics.ucf.edu
Mailing Address	Spectrum Stadium 4465 Knights Victory Way Orlando, FL 32816
Website	www.UCFKnights.com
Twitter	@UCF_MBB
Instagram	UCF.MBB
Facebook	/UCFMensBasketball

KNIGHT NOTES

TACKO TIME

- Tacko Fall leads The American and ranks eighth in the nation with 2.5 blocks per game.
- He also leads the league with a 75.4 field goal percentage and would lead the nation if he made enough field goals per game to qualify.
- Accumulating 268 blocks in his career, Fall is the all-time leader in career blocks at UCF.
- The Knights are 18-1 this season when Fall scores in double figures.
- Fall became the 20th member of UCF's 1,000-Point Club earlier this season.
- In the win over South Florida, Fall scored 21 points, setting a UCF record with 21 FT attempts.
- He matched a UCF Division I era record with 20 rebounds against SMU and became the first Knight in the program's D1 era to record a 20-20 game.
- After wins over South Florida and Houston, Fall was named the AAC Player of the Week.

FALL FACTS

- Among the 40 tallest living human beings in the world.
- At 7-foot-6, he is the tallest player in NCAA Division I basketball and taller than any NBA player.
- Hand Length: 10.5 inches | Wingspan: 8 feet, 4 inches | Shoe Size: 22
- Successfully won all 29 tipoffs this season and each of the last 33 dating back to last season.

BIG SHOT BARRY

- BJ Taylor has led UCF in scoring each of his three seasons on the court, and now his 16.5 points per game leads the Knights and ranks eighth in The American in 2018-19.
- The Orlando native was named the Preseason Player of the Year and Preseason First Team All-Conference in The American.
- If he continues pace, Taylor could become the first player in UCF's D1 era to average 15+ points per game in three consecutive seasons.
- With a knack of getting to the line, Taylor ranks second all-time at UCF with 436 free throws made and is 18th in the nation this season with 167 free throws made.
- He also ranks seventh all-time with 314 assists and seventh with 175 three-pointers.
- Over the last nine games, Taylor has totaled 40 assists and just nine turnovers.
- He currently ranks seventh all-time in scoring at UCF with 1,571 points.

AWESOME AUBREY

- Aubrey Dawkins has been named the American Athletic Conference Player of the Week twice, and earned American Weekly Honor Roll accolades once this season.
- He is currently second on the team and 13th in The American with 14.7 points per game.
- Dawkins is also fourth on the team 5.0 rebounds per game.
- His 80.7 percent mark from the free throw line leads the Knights and ranks fifth in the AAC.
- Dawkins scored in double figures in his first 18 games as a Knight, the first player to do so in UCF's Division I era, and has scored in double figures in 26 of 29 games this season.
- He has been very impressive in nine true road games, averaging 17.4 points per game while shooting 53.3% from the field, 47.9% from three and 91.7% from the free throw line.

BATTLING ON THE BOARDS

- The Knights hold a slight +2.3 advantage in rebounds over their opponents, but when they're doing it well it leads to wins.
- UCF is 19-0 on the season when outrebounding its opponent, and 21-0 when at least matching its opponent's rebound total.
- The Knights rank fifth in the league with 36.9 rebounds per game and are sixth in rebounding defense, allowing 34.7 per contest.

MR. SMITH GOES TO THE HOLE

- Collin Smith has been a key contributor in his first season on the court for the Knights, starting all but one game, and he had a huge part in UCF's win at #6/8 Houston last Saturday.
- He scored a season-high 21 points, grabbed seven boards and dished out three assists.
- The 6-foot-11 versatile forward is fourth on the team with 8.4 points per game and third with 5.3 rebounds per contest.
- After starting the year 13-of-30, has shot 47-of-63 (74.6%) from the free throw line since Dec. 2
- Scored a season-high 18 points, dished out a career-high five assists and grabbed 10 boards for his third double-double of the season in the win at SMU on Feb. 10.

RECORD BY LINEUP

GUARD	GUARD	GUARD	FORWARD	CENTER	RECORD
Terrell Allen	B.J. Taylor	Aubrey Dawkins	Collin Smith	Tacko Fall	22-6
Terrell Allen	B.J. Taylor	Aubrey Dawkins	Chad Brown	Tacko Fall	1-0



LAST TIME VS. TEMPLE

UCF 78 • TEMPLE 73
JANUARY 2 • ORLANDO, FLA.

Official Basketball Box Score -- Game Totals -- Final Statistics
Temple vs UCF
01/02/19 7:00 pm at Orlando, Fla. (CFE Arena)

Temple 73 • 10-3

Box score table for Temple 73 • 10-3 with columns for Player, FG-FGA, 3-Ptr, FT-FTA, Rebounds, PF, TP, A, TO, Blk, Stl, Min.

FG % 1st Half: 10-28 35.7% 2nd half: 14-25 56.0% Game: 24-53 45.3% Deadball Rebounds 1
3FG % 1st Half: 6-13 46.2% 2nd half: 7-14 50.0% Game: 13-27 48.1%
FT % 1st Half: 2-2 100.0 2nd half: 10-13 76.9% Game: 12-15 80.0%

UCF 78 • 11-2

Box score table for UCF 78 • 11-2 with columns for Player, FG-FGA, 3-Ptr, FT-FTA, Rebounds, PF, TP, A, TO, Blk, Stl, Min.

FG % 1st Half: 16-26 61.5% 2nd half: 13-22 59.1% Game: 29-48 60.4% Deadball Rebounds 7,1
3FG % 1st Half: 2-6 33.3% 2nd half: 2-5 40.0% Game: 4-11 36.4%
FT % 1st Half: 3-6 50.0% 2nd half: 13-22 59.1% Game: 16-28 57.1%

Officials: Chuck Jones, Clarence Armstrong, Anthony Jordan
Technical fouls: Temple-None. UCF-None.
Attendance: 3884

Score by periods table with columns for 1st, 2nd, Total for Temple and UCF.

Points in Paint, Off T/O, 2nd Chance, Fast Break, Bench for Temple and UCF.

Last FG - TEM 2nd-00:09, UCF 2nd-02:21.
Largest lead - TEM by 3 1st-07:16, UCF by 13 2nd-08:41.
TEM led for 04:32. UCF led for 34:30. Game was tied for 00:26.

Score tied - 1 time.
Lead changed - 6 times.



GAME RECAP

ORLANDO (UCFknights.com) – The UCF men’s basketball team came back from an 11-day hiatus to open up American Athletic Conference play with a home victory over visiting Temple, winning 78-73 and improving to 11-2 overall Wednesday at CFE Arena.

“It’s conference play and you can see how competitive our league is,” UCF head coach Johnny Dawkins said. “Fran (Dunphy) has a really good team and they had a good preseason and we just beat a really good basketball team tonight. I was proud of our guys’ effort.”

There was some rust to knock off, but it wasn’t in the form of shooting, as the Knights went 29-of-48 from the floor. UCF recorded a season-best 60.4 percent for the game and went 4-of-11 from beyond the arc.

The Knights led by as many as 13 points in the second half, holding off a late Temple run for the five-point win. UCF outscored the Owls 44-16 in the paint and 19-9 off of turnovers to earn its first victory of conference play and its fifth straight overall.

“Our guys were able to really lock in and when we did have good offensive possessions, we maximized them as was evident by our overall field goal percentage,” Dawkins said. “So when we got the ball where we wanted to get it to, I thought we were pretty efficient.”

There was a bit of rust at the free throw line, where the Knights went just 16-of-28 for 57.1 percent. Some might think that was a bit more normal for UCF, who shoots just 63.3 percent for the year, but the Knights had shot over 70 percent from the line in four of their last five games.

Senior BJ Taylor was one of the culprits, who was 7-of-12 from the stripe. He made up for it elsewhere, though, leading UCF with 24 points on an identical 7-of-12 from the floor. Taylor also went 3-of-7 from long range and had two assists in the win.

UCF put all five starters in double figures, including senior Tacko Fall, who finished with 16 points and 11 rebounds for his third double-double of the season. The 7-foot-6 center also added three blocks and two assists for the Knights.

“I thought BJ down the stretch was clutch for us and I thought Tacko’s entire game had a huge presence,” Dawkins said. “It might be one of the best games he has played for us in his career here.”

Collin Smith added 12, Terrell Allen had 11 and tied a season-high with seven assists, and Aubrey Dawkins finished in double figures for the 13th straight game, totaling 10 points with three assists.

“It feels good. We wanted to come out and get off to a good start tonight,” Taylor said. “Give a lot of credit to Temple, they came out and played real hard and shot the ball well, but it’s definitely good for us to come and get this first win.”

The Owls (10-3) stayed in the game with some of their best three-point shooting of the season. Temple went 13-of-27 from beyond the arc, but got outrebounded 31-23 against the Knights.

Nate Pierre-Louis led the way with 21 points, while Shizz Alston Jr. had 18 and Quinton Rose totaled 17 in the loss.



NUMERICAL ROSTER

No.	Name	Pos.	Ht.	Wt.	Pos.	Hometown/High School/Last College
0	Yuat Alok*	C	6-11	225	Jr.	Auckland, New Zealand/Impact Academy [Fla.]/Chipola CC/TCU
1	BJ Taylor	G	6-2	195	r-Sr.	Orlando, Fla. (Boone)
2	Terrell Allen	G	6-3	185	r-Jr.	Upper Marlboro, Md. (DeMatha Catholic/Drexel)
3	Dre Fuller Jr.	G	6-5	210	Fr.	Fayetteville, N.C. (Admiral Farragut [Fla.])
4	Cesar DeJesus	G	6-2	190	r-So.	West New York, N.J. (Mt. Zion Prep [Md.])
5	Myles Douglas	F	6-8	215	So.	Edgewood, Md. (Aberdeen)
10	Dayon Griffin	G	6-4	210	r-Sr.	St. Petersburg, Fla. (St. Petersburg/Louisiana Tech)
12	Xavier Grant	G	6-3	180	Fr.	Fort Lauderdale, Fla. (American Heritage)
13	Levy Renaud	G	6-2	180	Fr.	Fort Lauderdale, Fla. (NSU University School)
14	Ibrahim Famouke Doumbia*	F	6-7	205	So.	Bamako, Mali (Miami Country Day/South Carolina)
15	Aubrey Dawkins	G	6-6	205	r-Jr.	Durham, N.C. (New Hampton Prep [N.H.]/Michigan)
20	Frank Bertz	G	6-5	180	Jr.	Hesperia, Calif. (Sultana/East Los Angeles College)
21	Chad Brown	F	6-9	245	Sr.	Deltona, Fla. (Deltona)
22	Chance McSpadden	G	6-4	185	r-Jr.	Winter Haven, Fla. (Winter Haven)
24	Tacko Fall	C	7-6	310	Sr.	Dakar, Senegal (Liberty Christian Prep [Fla.])
25	Ryan Anders	F	6-6	220	Fr.	Tampa, Fla. (Wharton)
31	Anthony Catotti	G	6-4	200	r-Sr.	Oviedo, Fla. (Seminole)
35	Collin Smith	F	6-11	240	r-So.	Jacksonville, Fla. (Bolles School/George Washington)

*ineligible for 2018-19 due to NCAA transfer rules

Head Coach: Johnny Dawkins (Duke, 1986), Third Year
Assistant Coach: Kevin Norris (Miami, 1998), Third Year
Assistant Coach: Vince Taylor (Duke, 1982), Second Year
Assistant Coach: Robbie Laing (Troy, 1982), Third Year
Director of Operations: Jimmy Drew (DePaul, 2011), Third Year
Director of Player Development: Kelvin Johnson (Richmond, 1985), Second Year
Video Coordinator: Jaycob Ammerman (Flagler, 2013), Third Year
Director of Sports Performance: Alex Parr (Maryland, 2006), Third Year
Athletic Trainer: Jarrett Schweim (Florida, 2006), Fifth Year
Equipment Manager: John Whitford (Manchester, 1995), 16th Year

ALPHABETICAL

No.	Name	Yr.
2	Terrell Allen	r-Jr.
0	Yuat Alok	Jr.
25	Ryan Anders	Fr.
20	Frank Bertz	Jr.
21	Chad Brown	Sr.
31	Anthony Catotti	r-Sr.
15	Aubrey Dawkins	r-Jr.
4	Cesar DeJesus	r-So.
5	Myles Douglas	So.
14	Ibrahim Famouke Doumbia	So.
24	Tacko Fall	Sr.
3	Dre Fuller Jr.	Fr.
12	Xavier Grant	Fr.
10	Dayon Griffin	r-Sr.
22	Chance McSpadden	r-Jr.
13	Levy Renaud	Fr.
35	Collin Smith	r-So.
1	B.J. Taylor	r-Sr.

PRONUNCIATIONS

tuh - RELL, Allen
 YOO - at, A - lock
 Anthony, kuh - tah - dee
 SEE - zurr, duh - HAY - zeus
 TACO, Fall
 EE - bruh - heem, fuh - MOO - kay, DOOM - bee - uh
 DAY - on, Griffin
 LEV - ee, ray - NO

BY LOCATION

California		
20	Frank Bertz	Jr.
Florida		
25	Ryan Anders	Fr.
21	Chad Brown	Sr.
30	Anthony Catotti	r-Sr.
12	Xavier Grant	Fr.
10	Dayon Griffin	r-Sr.
22	Chance McSpadden	r-Jr.
13	Levy Renaud	Fr.
35	Collin Smith	r-So.
1	B.J. Taylor	r-Sr.
International		
0	Yuat Alok	Jr.
14	Ibrahim Famouke Doumbia	So.
24	Tacko Fall	Sr.
Maryland		
2	Terrell Allen	r-Jr.
5	Myles Douglas	So.
New Jersey		
4	Cesar DeJesus	r-So.
North Carolina		
15	Aubrey Dawkins	r-Jr.
3	Dre Fuller Jr.	Fr.

BY CLASS


Freshman (4)		
25	Ryan Anders	Fr.
3	Dre Fuller Jr.	Fr.
12	Xavier Grant	Fr.
13	Levy Renaud	Fr.
Sophomores (4)		
4	Cesar DeJesus	r-So.
5	Myles Douglas	So.
14	Ibrahim Famouke Doumbia	So.
35	Collin Smith	r-So.
Juniors (5)		
2	Terrell Allen	r-Jr.
0	Yuat Alok	Jr.
15	Aubrey Dawkins	r-Jr.
22	Chance McSpadden	r-Jr.
20	Frank Bertz	Jr.
Seniors (5)		
21	Chad Brown	Sr.
30	Anthony Catotti	r-Sr.
24	Tacko Fall	Sr.
10	Dayon Griffin	r-Sr.
1	B.J. Taylor	r-Sr.



B.J. TAYLOR
#1 • G • r-Sr. • 6-2
Orlando, Fla.




TERRELL ALLEN
#2 • G • r-Jr. • 6-3
Upper Marlboro, Md.



DRE FULLER JR.
#3 • G • Fr. • 6-5
Fayetteville, N.C.



CEASAR DEJESUS
#4 • G • r-So. • 6-2
West New York, N.J.



MYLES DOUGLAS
#5 • F • So. • 6-8
Edgewood, Md.



DAYON GRIFFIN
#10 • G • r-Sr. • 6-4
St. Petersburg, Fla.



AUBREY DAWKINS
#15 • G • r-Jr. • 6-6
Durham, N.C.



FRANK BERTZ
#20 • G • Jr. • 6-5
Hesperia, Calif.




CHAD BROWN
#21 • F • Sr. • 6-9
Deltona, Fla.



CHANCE MCSPADDEN
#22 • G • r-Jr. • 6-4
Winter Haven, Fla.



TACKO FALL
#24 • C • Sr. • 7-6
Dakar, Senegal



COLLIN SMITH
#35 • F • r-So. • 6-11
Jacksonville, Fla.



JOHNNY DAWKINS
Head Coach
Third Season



THE AMERICAN

STANDINGS

School	AAC	Overall	Streak
Houston	15-2	28-2	W1
Cincinnati	14-3	25-5	L1
UCF	13-4	23-6	W4
Temple	12-5	22-8	W2
Memphis	10-7	18-12	L1
Wichita State	9-8	16-13	W3
South Florida	8-9	19-11	W1
Tulsa	8-9	18-12	W2
UConn	5-12	14-16	L1
SMU	5-12	13-16	L4
ECU	3-14	10-19	L3
Tulane	0-17	4-25	L19

*through games played 3/7/19

STATISTICAL LEADERS

Scoring	Team	PPG
1. Jeremiah Martin	Memphis	19.7
2. Shizz Alston Jr.	Temple	19.6
3. Jarron Cumberland	Cincinnati	18.3
4. Markis McDuffie	Wichita	18.0
Jahmal McMurray	SMU	18.0
6. Jalen Adams	UConn	17.0
7. Quinton Rose	Temple	16.7
8. BJ Taylor	UCF	16.5
9. Jayden Gardner	ECU	16.5
10. Corey Davis Jr.	Houston	16.2

Rebounding	Team	RPG
1. Alexis Yetna	USF	9.4
2. Jayden Gardner	ECU	8.5
3. Samir Sehic	Tulane	7.7
4. Tacko Fall	UCF	7.3
5. Kyvon Davenport	Memphis	7.0

Field Goal Percentage	Team	Per.
1. Tacko Fall	UCF	75.4
2. Martins Igbanu	Tulsa	63.4
3. Josh Carlton	UConn	60.4
4. Jaime Echinique	Wichita	53.7
5. Seth Leday	ECU	52.9

Assists	Team	APG
1. Laquincy Rideau	USF	5.5
2. Galen Robinson Jr.	Houston	5.3
2. Shizz Alston Jr.	Temple	5.1
4. Jeremiah Martin	Memphis	4.4
5. Terrell Allen	UCF	4.3

Free Throw Percentage	Team	Per.
1. Shizz Alston Jr.	Temple	90.9
2. Corey Davis Jr.	Houston	85.1
3. Jalen Adams	UConn	84.7
4. Markis McDuffie	Wichita	81.9
5. Aubrey Dawkins	UCF	80.7

Blocked Shots	Team	BPG
1. Tacko Fall	UCF	2.5
2. Josh Carlton	UConn	1.7
3. Jaime Echinique	Wichita	1.6
4. Nysier Brooks	Cincinnati	1.5
5. Brison Gresham	Houston	1.4

Assist-to-Turnover	Team	Ratio
1. Galen Robinson Jr.	Houston	2.9
2. Jimmy Whitt Jr.	SMU	2.9
3. Terrell Allen	UCF	2.7
4. Shizz Alston Jr.	Temple	2.1
5. BJ Taylor	UCF	2.0

through games played 3/7/19

PRESEASON HONORS

FIRST TEAM

Jalen Adams	Sr.	Guard	UConn
Jarron Cumberland	Jr.	Guard	Cincinnati
Jeremiah Martin	Sr.	Guard	Memphis
Quinton Rose	Jr.	Guard	Temple
B.J. Taylor	r-Sr.	Guard	UCF

SECOND TEAM

Corey Davis Jr.	Sr.	Guard	Houston
Tacko Fall	Sr.	Center	UCF
Jarrey Foster	Sr.	Guard	SMU
Markis McDuffie	Sr.	Forward	Wichita State
Jahmal McMurray	Sr.	Guard	SMU
Sterling Taplin	Sr.	Guard	Tulsa

PLAYER OF THE YEAR

B.J. Taylor	r-Sr.	Guard	UCF
-------------	-------	-------	-----

FRESHMAN OF THE YEAR

Nate Hinton	Fr.	Guard	Houston
-------------	-----	-------	---------

Rank Team (First Place Votes) Points

1.	UCF (6)	114
2.	Cincinnati (3)	107
3.	Houston (2)	103
4.	Memphis (1)	85
5.	UConn	75
6.	Temple	74
7.	SMU	63
8.	Wichita State	60
9.	Tulsa	48
10.	Tulane	23
11.	ECU	22
12.	S. Florida	18

WEEKLY HONORS

Player of the Week

Nov. 12 - Shizz Alston Jr.	Senior	Guard	Temple
Nov. 12 - Markis McDuffie	Senior	Forward	Wichita State
Nov. 19 - Aubrey Dawkins	Junior	Guard	UCF
Nov. 26 - Jarron Cumberland	Junior	Guard	Cincinnati
Dec. 3 - Armoni Brooks	Junior	Guard	Houston
Dec. 10 - DaQuan Jeffries	Senior	Guard	Tulsa
Dec. 17 - Shizz Alston Jr.	Junior	Guard	Temple
Dec. 17 - Galen Robinson Jr.	Junior	Guard	Houston
Dec. 24 - Jarron Cumberland	Junior	Guard	Cincinnati
Jan. 7 - Aubrey Dawkins	Junior	Guard	UCF
Jan. 14 - Nate Pierre-Louis	Sophomore	Guard	Temple
Jan. 21 - Jarron Cumberland	Junior	Guard	Cincinnati
Jan. 28 - Jarron Cumberland	Junior	Guard	Cincinnati
Feb. 4 - Markis McDuffie	Senior	Forward	Wichita State
Feb. 11 - Corey Davis Jr.	Senior	Guard	Houston
Feb. 18 - Shizz Alston Jr.	Senior	Guard	Temple
Feb. 25 - Jeremiah Martin	Senior	Guard	Memphis
Mar. 4 - Tacko Fall	Senior	Center	UCF

Rookie of the Week

Nov. 12 - Jayden Gardner	Freshman	Forward	ECU
Nov. 19 - Tyler Harris	Freshman	Guard	Memphis
Nov. 26 - Cedrick Alley Jr.	Freshman	Forward	Houston
Dec. 3 - Jayden Gardner	Freshman	Forward	ECU
Dec. 10 - Tyler Harris	Freshman	Guard	Memphis
Dec. 17 - Alexis Yetna	Freshman	Forward	South Florida
Dec. 24 - Alexis Yetna	Freshman	Forward	South Florida
Jan. 7 - Nate Hinton	Freshman	Forward	Houston
Jan. 14 - Jayden Gardner	Freshman	Forward	ECU
Jan. 14 - Alexis Yetna	Freshman	Forward	South Florida
Jan. 21 - Jayden Gardner	Freshman	Forward	ECU
Jan. 28 - Alexis Yetna	Freshman	Forward	South Florida
Feb. 4 - Jamarius Burton	Freshman	Guard	Wichita State
Feb. 11 - Cedrick Alley Jr.	Freshman	Forward	Houston
Feb. 18 - Jayden Gardner	Freshman	Forward	ECU
Feb. 25 - Dexter Dennis	Freshman	Guard	Wichita State
Mar. 4 - Jamarius Burton	Freshman	Guard	Wichita State

UCF on the Honor Roll

B.J. Taylor	Senior	Guard	Nov. 12
B.J. Taylor	Senior	Guard	Dec. 3
B.J. Taylor	Senior	Guard	Dec. 10
Aubrey Dawkins	Junior	Guard	Feb. 11
B.J. Taylor	Senior	Guard	Feb. 18
Tacko Fall	Senior	Center	Feb. 25



TRENDS

Table with 2 columns: Category and Value. Includes trends like 'Win the tip', 'Home games', 'Opponent Scores', etc.

THE LAST TIME

Table with 3 columns: Category, UCF, and Opponent. Lists various game statistics and opponent names.

Table with 2 columns: Category and UCF Player. Lists player names and their performance in various categories.



RECORDS WATCH

Career Field Goal Percentage

(min. 200 attempts)

1. Tacko Fall (2015-present)	.741 (478-645)
2. Willie Edison (1980-82)	.617 (246-399)
3. Tyrone Sparrow (1975-77)	.598 (158-264)
4. Jerry Prather (1974-78)	.584 (757-1,297)
5. Staphon Blair (2012-16)	.583 (215-369)

Career Rebound Average

1. Ed Fluitt (1971-73)	12.0
2. Ed Smith (1972-74)	9.9
3. Ruben Cotton (1979-81)	9.6
4. Ken Leeks (1988-92)	8.8
5. Jerry Prather (1974-78)	8.2
6. Keith Clanton (2009-13)	7.8
7. Lee Riley (1974-77)	7.7
8. Tacko Fall (2015-present)	7.6
9. Dan Faison (1983-85)	7.5
Don Mathis (1970-72)	7.5

Career Blocks

1. Tacko Fall (2015-present)	268
2. Keith Clanton (2009-13)	227
3. Ken Leeks (1988-92)	141
4. Paul Reed (2001-02)	127
5. Issac McKinnon (1979-83)	106
6. Staphon Blair (2012-16)	99
7. John Friday (1984-85, 86-87)	94
Chad Brown (2015-present)	94
9. Josh Bodden (2000-04)	88
10. Anthony Williams (2004-06)	86

Career Rebounds

1. Keith Clanton (2009-13)	1,000
2. Ken Leeks (1988-92)	942
3. Jerry Prather (1974-78)	849
4. Tacko Fall (2015-present)	848
5. Isaiah Sykes (2010-14)	764
6. Willy Belotte (1972-76)	698
7. Paul Reed (1999-02)	685
8. A.J. Davis (2015-18)	633
9. Dan Faison (1982-85)	626
10. Mario Lovett (1996-01)	608

Career Free Throws

1. Bo Clark (1975-77, 78-80)	456
2. BJ Taylor (2014-present)	436
3. Ken Leeks (1988-92)	413
4. Mike Clark (1969-73)	410
5. Keith Clanton (2009-13)	399
6. Marcus Jordan (2009-12)	350
7. Isaiah Sykes (2010-14)	335
8. A.J. Davis (2015-18)	319
9. Jermaine Taylor (2005-09)	308
10. Paul Reed (1999-02)	279

Career Points

1. Bo Clark (1975-77, 78-80)	2,866
2. Mike Clark (1969-73)	2,085
3. Jermaine Taylor (2005-09)	1,979
4. Jerry Prather (1974-78)	1,778
5. Ken Leeks (1988-92)	1,763
6. Keith Clanton (2009-13)	1,718
7. BJ Taylor (2014-present)	1,571
8. Isaiah Sykes (2010-14)	1,545
9. Darryl Davis (1991-95)	1,540
10. D'Quarius Stewart (1996-00)	1,387
Tacko Fall (2015-present)	1,118

Career 3-Point Field Goals

1. Matt Williams (2012-17)	274
2. Jermaine Taylor (2005-09)	251
3. Jason Thornton (1998-02)	220
4. Mike O'Donnell (2005-08)	195
5. Isaac Sosa (2008-11)	190
6. Josh Peppers (2003-07)	180
7. D'Quarius Stewart (1996-00)	175
Harry Kennedy (1995-97)	175
BJ Taylor (2014-present)	175
10. Ray Abellard (2001-03)	168

Career Assists

1. Sinua Phillips (1990-94)	531
2. Cory Perry (1996-00)	512
3. Al Miller (1999-03)	397
4. Mike Clark (1969-73)	361
5. Isaiah Sykes (2010-14)	336
6. Mike O'Donnell (2005-08)	319
7. BJ Taylor (2014-present)	314
8. Bo Clark (1975-77, 78-80)	302
9. Darryl Davis (1991-95)	294
10. Daiquan Walker (2012-16)	268

Single-Season Field Goal Percentage

(min. 100 attempts)

1. Tacko Fall (2017-18)	.767 (79-103)
2. Tacko Fall (2018-19)	.754 (135-179)
3. Tacko Fall (2015-16)	.750 (96-128)
4. Tacko Fall (2016-17)	.715 (168-235)
5. Davin Granberry (1997-98)	.672 (88-131)

Single-Season Free Throws

1. BJ Taylor (2018-19)	167
2. Marcus Jordan (2010-11)	165
3. Mike Clark (1970-71)	158
4. Bo Clark (1976-77)	144
5. Jermaine Taylor (2008-09)	138
Mike Clark (1971-72)	134
7. Ray Abellard (2002-03)	130
8. Bo Clark (1979-80)	129
9. BJ Taylor (2016-17)	126
Cleveland Jackson (1978-79)	126

Single-Season Free Throw Attempts

1. Mike Clark (1970-71)	225
2. BJ Taylor (2018-19)	215
3. Marcus Jordan (2010-11)	213
4. Isaiah Sykes (2013-14)	198
5. Isaiah Sykes (2012-13)	188
6. Ken Leeks (1991-92)	186
7. Mike Clark (1971-72)	185
8. Keith Clanton (2012-13)	177
9. Keith Clanton (2010-11)	176
10. BJ Taylor (2016-17)	175

Single-Season Rebounds

1. Ed Fluitt (1971-72)	364
2. Tacko Fall (2016-17)	343
3. Ruben Cotton (1979-80)	320
4. Dean Rossin (1980-81)	299
5. Ken Leeks (1990-91)	268

Single-Season Rebound Average

1. Ed Fluitt (1971-72)	14.0
2. Ruben Cotton (1979-80)	11.0
3. Dean Rossin (1980-81)	10.7
4. Ken Leeks (1990-91)	9.9
Wil Nix (1978-79)	9.9
6. Tacko Fall (2016-17)	9.5
7. Ed Smith (1973-74)	9.3
8. Ken Leeks (1989-90)	9.0
9. Paul Reed (2001-02)	8.9
Willy Belotte (1973-74)	8.9

Single-Season Blocks

1. Tacko Fall (2016-17)	94
2. John Friday (1986-87)	74
3. Tacko Fall (2018-19)	73
4. Tacko Fall (2015-16)	70
5. Keith Clanton (2012-13)	63
6. Keith Clanton (2010-11)	60
7. Keith Clanton (2011-12)	59
Tom Herzog (2010-11)	59
Isaac McKinnon (1983-84)	59
10. Paul Reed (2000-01)	56

Single-Game Field Goal Percentage

(min. 10 attempts)

1. Tacko Fall	1.000 (10-10)
	vs. Villanova (11/20/16)
Eddie Rhodes	1.000 (10-10)
	vs. Florida International (12/4/80)
Jerry Prather	1.000 (10-10)
	vs. Dickinson (1/10/76)
4. Keith Clanton	.933 (14-15)
	vs. Bethune-Cookman (12/12/12)
5. Tacko Fall	.917 (11-12)
	vs. Miami-Ohio (12/18/16)
6. Tacko Fall	.917 (11-12)
	at Stetson (12/2/15)
7. Tacko Fall	.909 (10-11)
	vs. Bethune-Cookman (12/21/16)
Pat Crocklin	.909 (10-11)
	vs. Mercer (2/22/86)
9. A.J. Davis	.900 (9-10)
	at Memphis (2/11/18)
Keith Clanton	.900 (9-10)
	vs. Alabama State (11/13/12)
Josh Peppers	.900 (9-10)
	at East Carolina (2/7/07)
Anthony Williams	.900 (9-10)
	vs. Campbell (12/16/04)
Ken Leeks	.900 (9-10)
	vs. UW-Milwaukee (12/15/90)

Single-Game Free Throws

1. Bennie Shaw vs. Medger Evers (12/18/75)	15
2. Jermaine Taylor vs. Sam Houston St. (1/3/09)	14
Stacey Castle vs. Georgia State (1/20/96)	14
Victor Saxton vs. Mercer (2/15/93)	14
Mike Clark vs. Greensboro (12/19/70)	14
6. BJ Taylor at Memphis (1/17/15)	13
Lavell Payne at Houston (1/24/07)	13
Brad Traina vs. Stetson (2/14/98)	13
Fred Crawford vs. FIU (2/12/88)	13

Single-Game Blocks

1. Tom Herzog vs. Bethune-Cookman (12/11/10)	8
Keith Clanton vs. SE Louisiana (12/4/10)	8
Tony Davis at USF (12/1/07)	8
4. Staphon Blair vs. USC Upstate (11/23/14)	7
Keith Clanton vs. Southern Miss (2/6/13)	7
John Friday vs. Delaware State (1/10/87)	7
John Friday vs. Western Illinois (1/5/87)	7
8. Tacko Fall at Missouri (12/2/18)	6
Tacko Fall vs. TCU (3/28/17)	6
Tacko Fall vs. Florida Atlantic (12/12/15)	6
Keith Clanton vs. Saint Thomas (11/12/11)	6
Anthony Williams vs. South Dakota St. (2/21/05)	6
Paul Reed vs. Stetson (1/2/02)	6
Dean Rossin vs. Florida Southern (2/9/80)	6

Single-Game Rebounds

1. Ron Thornton vs. Edward Waters (11/24/81)	23
Ed Fluitt vs. Embry-Riddle (12/1/71)	23
3. Ed Fluitt vs. Hawthorne (1/26/72)	21
4. Tacko Fall vs. SMU (2/24/19)	20
Paul Reed at Marist (12/22/01)	20
David Lewis vs. Eckerd (2/4/76)	20
Jim Flanagan vs. Florida Bible (1/11/71)	20
Don Mathis at Florida Bible (12/11/70)	20



NATIONAL POLLS

Associated Press Poll

Table with 4 columns: Rk, Team, Record, Points. Lists top 25 teams including Gonzaga, Virginia, North Carolina, Duke, Tennessee, Kentucky, Michigan, Texas Tech, Michigan State, LSU, Purdue, Houston, Kansas, Florida State, Virginia Tech, Marquette, Nevada, Kansas State, Buffalo, Cincinnati, Wisconsin, Wofford, Villanova, Maryland, and UCF.

Others receiving votes: Auburn 43, Mississippi State 25, Iowa State 21, Utah State 17, VCU 14, Washington 14, Louisville 12, New Mexico State 8, Baylor 7, Belmont 7, Old Dominion 3

USA Today Coaches Poll

Table with 4 columns: Rk, Team, Record, Points. Lists top 25 teams including Gonzaga, Virginia, North Carolina, Duke, Tennessee, Kentucky, Michigan, Texas Tech, Purdue, LSU, Michigan State, Houston, Florida State, Kansas, Marquette, Virginia Tech, Kansas State, Nevada, Cincinnati, Buffalo, Wisconsin, Wofford, Villanova, Maryland, and Iowa State.

Others receiving votes: UCF 22, Washington 22, Louisville 20, Mississippi State 14, Auburn 12, Baylor 11, Utah State 9, Arizona State 5, Florida 5, Hofstra 5, VCU 3, Iowa 2, Texas 1, Belmont 1

WEEK-BY-WEEK

Table with 4 columns: Week, AP, Coaches, NET. Shows weekly rankings for AP and Coaches polls from Preseason to Week 19.

MISCELLANEOUS STATS

Table with 12 columns: Date, Opp., W/L, Points in Paint (UCF, Opp, Diff), Pts Off TOs (UCF, Opp, Diff), 2nd Chance Pts (UCF, Opp, Diff), Fast Break Pts (UCF, Opp, Diff). Lists various games and their statistics.

DUNK COUNTER

Table with 2 columns: Player, Dunks. Lists players and their total dunks: Terrell Allen, Frank Bertz (3), Chad Brown (25), Aubrey Dawkins (17), Ceasar DeJesus, Tacko Fall (73), Dayon Griffin (1), Chance McSpadden, Collin Smith (8), BJ Taylor.



JOHNNY DAWKINS head coach | third season



Johnny Dawkins was named UCF's seventh head men's basketball coach on Mar. 23, 2016 and has had immediate success in his first two seasons with the Knights.

Dawkins took over a 12-18 squad that hadn't finished above .500 since 2012-13 and led the Knights to a 24-12 record in his first season at the helm, the sixth best turnaround in the nation. With just seven scholarship players due to transfers and injuries, the Knights earned the fourth seed – their highest ever – in the American Athletic Conference Tournament, eventually falling to league champion

SMU in the semifinals.

A season full of firsts, UCF hosted its first NIT game in 2016-17, defeating Colorado for the program's first ever win in an NIT or NCAA Tournament game. The Knights went on to defeat top seeded Illinois State on the road, before coming home to the first ever sell-out crowd at CFE Arena and winning 68-58 over Illinois to earn a spot in the NIT Final Four.

Under Dawkins' leadership, UCF led all of NCAA Division I in defensive field goal percentage in 2016-17, holding opponents to just 36.5 percent from the floor. The Knights were also sixth in the nation, allowing only 61.2 points per game, and gave up 45 or less points in four games over the course of the year.

Dawkins was named a finalist for both the Jim Phelan and Ben Jobe National Coach of the Year awards his first season at UCF, but he also guided a number of his players to accomplishments along the way.

2016-17 Individual Honors

- Tacko Fall was named The American Defensive Player of the Year, Lefty Driesell Defensive All-America, and finalist for Kareem Abdul-Jabbar Award
- B.J. Taylor earned Second Team All-Conference honors from The American after leading UCF with 17.4 points per game
- Matt Williams set new UCF records for three-pointers in a career, in a season and in a game, before signing a professional contract with the Miami Heat

In year two at the helm, Dawkins had to deal with significant injuries to his three best players. His son, Aubrey Dawkins, missed the entire season with a shoulder injury, B.J. Taylor missed the first half of the season, and Tacko Fall missed the second half of the year. Taylor and Fall only played one game together.

Through the injuries, Dawkins led the Knights to a 19-13 record, second only to his first season record in the last five years of UCF Basketball.

The team also had a number of firsts in year two under Dawkins.

Firsts in 2017-18

- First win over UConn at home and first since joining The American
- First win over SMU since joining The American
- First win over Memphis on the road
- First win over a ranked opponent in a true road game, defeating No. 24 Alabama

And the defense was as good as ever in Dawkins' second year coaching the Black and Gold.

Defensive Accomplishments in 2017-18

- Held three opponents under 40 points
 - Before the season, UCF had only held two opponents to less than 40 points in 33-year Division I history
- Set new school record, holding SMU to 37 points
- Ranked third in the nation, holding opponents to 61.7 points per game
- Ranked 10th in the nation, holding opponents to 40.1 percent from the field

COACHING EXPERIENCE

2016-present	UCF	Head Coach
2008-16	Stanford	Head Coach
2000-08	Duke	Associate Head Coach
2006-08	USA Basketball	Player Personnel
1998-99	Duke	Assistant Coach

NBA EXPERIENCE

1994-95	Detroit Pistons
1989-94	Philadelphia 76ers
1986-89	San Antonio Spurs
1986	Drafted, Spurs - 10th Overall

In two years, Johnny Dawkins has led UCF to new heights on the basketball court, but he has done an even better job with his players in the classroom. With Dawkins at the helm, the Knights men's basketball program recorded an average semester team GPA over 3.0 for the first time in recorded history. They then did it again, setting a new program record with an average semester GPA of 3.03 this spring.

STANFORD STINT

Stanford put together four 20-win seasons in Dawkins' tenure as head coach. He is only the second coach in Stanford history with at least four 20-win seasons. Stanford's success on the court came against some of the toughest schedules in the nation. During the 2015-16 season, the Cardinal faced the sixth-most difficult slate in the country. A nation-leading 17 of Stanford's 30 games came against RPI Top 50 squads. Stanford's strength of schedule was rated in the top 50 each of the past four seasons, including two in the top 20, with an average rank of 27.75.

The Cardinal basketball program also excelled in the classroom during Dawkins' tenure, earning at least three Pac-12 All-Academic selections for five consecutive seasons and producing back-to-back Pac-12 Scholar-Athlete of the Year recipients (2014, 2015). Stanford also received annual national academic recognition, with three players earning National Association of Basketball Coaches (NABC) Honors Court status in 2015. The Cardinal was one of 20 NCAA Division I teams to earn an NABC Team Academic Excellence Award last season.

In 2012, Dawkins mentored Chasson Randle to become the consummate student-athlete. Randle finished that season as Stanford's all-time leading scorer and earned the program's first Academic All-America First Team selection since 2006. Under Dawkins, Stanford recorded back-to-back perfect Academic Progress Rate scores of 1000 in both the 2012-13 and 2013-14 reports, the two most recent to be released by the NCAA.

Player development was also markedly improved at Stanford under Dawkins' tutelage. Four Cardinal players were selected in the NBA Draft following their collegiate careers.

LEARNING FROM A LEGEND

The Washington, D.C. native coached for 10 years under the legendary Mike Krzyzewski at Duke. During Dawkins' decade as a coach at Duke, the Blue Devils won a national championship (2001), tallied six ACC regular season championships, recorded seven ACC Tournament titles and posted a 330-60 record. In four consecutive seasons from 1999-2002, Duke finished the regular season ranked No. 1 in both national polls, a first in college basketball history. Duke reached a No. 1 national ranking in seven of the 10 seasons with Dawkins on the coaching staff.

While at Duke, he also served as the Player Personnel Director for the USA Basketball Senior National Team from 2006-08.



DECORATED DUKIE

Following a prolific high school career at Mackin Catholic in Washington, D.C., Dawkins made his way to Duke, where he would become one of the most decorated players to step foot in Durham, North Carolina.

He played for the Blue Devils from 1983-86, earning Consensus All-America honors twice (1985, 1986). Dawkins was also voted as the 1986 Naismith National Player of the Year and named a Freshman All-American in 1983. During his collegiate career, he helped lead Duke to three NCAA Tournament berths, including an NCAA National Championship Game appearance in 1986. He was listed as an All-ACC honoree in all four seasons as a Blue Devil.

Dawkins finished his career as the school's all-time leading scorer and held that honor until 2006 when J.J. Redick surpassed his mark of 2,556 points. He recorded double-figure point totals in 129-of-133 collegiate games. Dawkins led the Blue Devils in scoring all four years, recording the fourth-highest season point total in school history with 809 in 1986. Dawkins remains Duke's career record-holder in field goals (1,026) and field goals attempted (2,019) while also owning the school's best single-season mark for field goals (331) during the 1986 campaign.

Dawkins was inducted into the Duke Sports Hall of Fame in September 1996. His jersey number 24 was retired by the school.

PROFESSIONAL EXPERIENCE

A 1986 first-round draft pick (10th overall) by San Antonio, Dawkins saw action in nine NBA seasons with the Spurs, Philadelphia 76ers and Detroit Pistons. He averaged 11.1 points and 5.5 assists over 541 career NBA games.

GIVING BACK TO THE GAME

Dawkins has served as a member of the National Association of Basketball Coaches Board of Directors since 2012. He also currently serves on the NCAA Division I Men's Basketball Ethics Coalition, an independent committee of current and former coaches, charged with promoting ethical conduct through leadership, education and mentoring opportunities, while identifying key issues challenging the coaching community.

COACHING RECORD

Year	School	Record	Pct
2008-09	Stanford	20-14	.588
2009-10	Stanford	14-18	.438
2010-11	Stanford	15-16	.484
2011-12	Stanford	26-11	.703
2012-13	Stanford	19-15	.559
2013-14	Stanford	23-13	.639
2014-15	Stanford	24-13	.649
2015-16	Stanford	15-15	.500
2016-17	UCF	24-12	.667
2017-18	UCF	19-13	.594
2018-19	UCF	23-6	.793
Total	11th Season	222-146	.603

COACHING HIGHLIGHTS

2008-09	CBI Semifinals
2011-12	NIT Champions
2012-13	NIT Second Round
2013-14	NCAA Sweet 16
2014-15	NIT Champions
2015-16	NIT Semifinals
Finalist for Jim Phelan National Coach of the Year	
Finalist for Ben Jobe National Coach of the Year	

COLLEGIATE CAREER

1982-86	Duke University
1985-86	Naismith National Player of the Year
	Consensus First Team All-America
	First Team All-ACC
	NCAA East Regional MVP
	ACC Tournament MVP
	Duke Team MVP
	Duke Co-Captain
1984-85	Consensus First Team All-America
	First Team All-ACC
	Duke Team MVP
1983-84	Second Team All-ACC
	Duke Team MVP
1982-83	Freshman All-America
	Second Team All-ACC
	Duke Team MVP

THE DAWKINS FILE

Hometown	Washington, D.C.
High School	Mackin Catholic
College	Duke, 1986



BJ TAYLOR

6-2 | 195 | r-senior | guard
orlando, fla. | boone hs



2018-19 HIGHS

Points	35	Ga. Southern (12/11/18)
Rebounds	6	#19 Cincinnati (3/7/19)
Assists	7	2x, last at SMU (2/10/19)
Steals	3	ECU (1/13/19)
Blocks	1	#12 Houston (2/7/19)
FG made	10	Ga. Southern (12/11/18)
FG attempts	17	#19 Cincinnati (3/7/19)
3FG made	6	Ga. Southern (12/11/18)
3FG attempts	9	Ga. Southern (12/11/18)
FT made	12	Memphis (2/16/19)
FT attempts	14	Rider (11/6/18)

CAREER HIGHS

Points	35	Ga. Southern (12/11/18)
Rebounds	9	Stetson (11/16/14)
Assists	10	vs. Miss State (11/17/16)
Steals	4	Seattle (11/26/16)
Blocks	1	4x, last #12 Houston (2/7/19)
FG made	11	Tulane (1/14/15)
FG attempts	21	#11 Wichita St. (3/1/18)
3FG made	6	2x, last Ga. Southern (12/11/18)
3FG attempts	10	Memphis (2/22/15)
FT made	13	at Memphis (1/17/15)
FT attempts	15	at Memphis (1/17/15)

MISCELLANEOUS GAME STATS

Led team in scoring	47
Led team in rebounds	1
Led team in assists	45
Double Figure Points	82
Double Figure Rebounds	--
Double-Doubles	1
20-Point Games	30
30-Point Games	2
3+ Three Pointers	25
5+ Assists	23
3+ Steals	4
3+ Blocks	--

KNIGHT NOTES

2018-19

- Named to The American Weekly Honor Roll four times
- Recently moved into seventh all-time in program history and third all-time in American Athletic Conference history with 1,571 career points
- With 436 career free throws made, he's now second in UCF history
- Has made 167 free throws this season, which ranks 19th nationally and set a new UCF single-season record
- He also ranks seventh all-time in three-point field goals made (175) and seventh in assists (314)
- Has led UCF in scoring in 47 of 100 games played in career
- Scored in double figures in 27 out of 29 games on the season
- In last seven outings has recorded 40 assists and just nine turnovers
- Ranks eighth in The American with 16.5 points per game
- Also ranks 13th in assists per game (3.3), eighth in free throw percentage (77.7), 11th in three-point percentage (37.6), 12th in threes made per game (1.9), and fifth in assist-to-to ratio (2.0).
- Cincinnati 3/7: Scored 22 points and had six rebounds
- Memphis 2/16: Scored 25 points on 12-of-14 from the free throw line with five assists
- Houston 2/7: Had 21 points, seven assists and no turnovers
- UConn 1/31: Scored 21 points and went 9-of-10 from the free throw line
- Temple 1/2: Led Knights with 24 points in conference opener
- Ga. Southern 12/11: Scored a career-high 35 points on six three-pointers
- Alabama 11/29: Led the Knights with 24 points on 3-of-5 from three and 9-of-11 from the line
- Rider 11/6: Led the Knights with 22 points and four assists
- Named Preseason Player of the Year in The American
- Also named Preseason First Team All-Conference by the league's coaches
- Additionally, named Preseason First Team All-Conference by FanRag Sports, NCAA.com, Blue Ribbon Yearbook, NBC Sports
- NCAA.com named Taylor the #5 best senior heading into 2018-19 season

2017-18

- Became the 19th member of UCF's 1,000-Point Club, the third fastest to 1,000 points in UCF's Division I era.
- Injured during first game of the season and missed 16 straight games with foot injury.
- Had seven 20-point performances in final 14 games of the season.

GAME-BY-GAME

Opponent	Date	gs	min	Total		3-Pointers		Free throws		Rebounds				pts	avg						
				fg	fga	pct	3fg	3fga	pct	ft	fta	pct	off			def	tot	avg			
RIDER	11/06/	*	33	5-13	.38	2-4	.50	10-14	.71	1	1	2	2.0	1	4	2	0	1	22	22.0	
FLA. ATLANTIC	11/11/	*	36	9-14	.64	1-3	.33	10-12	.83	1	1	2	2.0	2	0	0	0	1	29	25.5	
vs Cal St. Fullerton	11/15/	*	31	4-12	.33	2-3	.66	4-4	1.00	0	2	2	2.0	2	2	1	0	1	14	21.7	
vs Saint Joseph's	11/16/	*	33	2-7	.28	1-4	.25	0-0	.00	0	2	2	2.0	3	2	2	0	0	5	17.5	
vs Western Ky.	11/18/	*	37	3-11	.27	2-4	.50	5-7	.71	1	0	1	1.8	0	4	2	0	1	13	16.6	
NORTHERN KY.	11/24/	*	34	1-8	.12	1-4	.25	7-11	.63	0	5	5	2.3	1	3	1	0	1	10	15.5	
ALABAMA	11/29/	*	37	6-11	.54	3-5	.60	9-11	.81	0	0	0	2.0	2	2	3	0	1	24	16.7	
at Mizzou	12/02/	*	32	2-10	.20	1-7	.14	7-7	1.00	0	2	2	2.0	4	4	3	0	0	12	16.1	
GRAMBLING	12/08/	*	35	5-13	.38	3-7	.42	8-9	.88	2	3	5	2.3	0	0	2	0	1	21	16.7	
GA. SOUTHERN	12/11/	*	38	10-17	.58	6-9	.66	9-11	.81	1	3	4	2.5	0	5	1	0	1	35	18.5	
STETSON	12/16/	*	26	3-8	.37	1-5	.20	3-3	1.00	0	2	2	2.5	1	2	0	0	1	10	17.7	
ILLINOIS ST.	12/21/	*	32	6-13	.46	1-6	.16	2-2	1.00	0	3	3	2.5	0	5	0	0	2	15	17.5	
TEMPLE	01/02/	*	36	7-12	.58	3-7	.42	7-12	.58	0	1	1	2.4	2	2	3	0	0	24	18.0	
at UConn	01/05/	*	38	2-7	.28	1-2	.50	7-12	.58	0	2	2	2.4	1	3	5	0	1	12	17.6	
EAST CAROLINA	01/13/	*	33	2-12	.16	0-6	.00	10-12	.83	1	1	2	2.3	4	6	2	0	3	14	17.3	
at Wichita St.	01/16/	*	33	4-10	.40	2-3	.66	5-9	.55	0	0	0	2.2	3	2	3	0	0	15	17.2	
TULSA	01/19/	*	32	3-11	.27	2-8	.25	7-10	.70	0	1	1	2.1	2	3	3	0	1	15	17.1	
at Tulane	01/23/	*	30	8-15	.53	1-4	.25	0-0	.00	1	2	3	2.2	1	3	1	0	1	17	17.1	
at Memphis	01/27/	*	31	3-11	.27	2-6	.33	2-2	1.00	0	1	1	2.1	0	2	1	0	1	10	16.7	
UCONN	01/31/	*	35	5-12	.41	2-3	.66	9-10	.90	0	0	0	2.0	2	3	4	0	1	21	16.9	
HOUSTON	02/07/	*	36	6-12	.50	2-7	.28	7-9	.77	0	2	2	2.0	3	7	0	0	1	21	17.1	
at SMU	02/10/	*	37	3-7	.42	2-4	.50	0-0	.00	0	2	2	2.0	0	7	2	0	1	8	16.7	
SOUTH FLA.	02/13/	*	29	3-6	.50	1-1	1.00	6-7	.85	2	1	3	2.0	3	7	1	0	0	13	16.5	
MEMPHIS	02/16/	*	39	5-11	.45	3-6	.50	12-14	.85	1	4	5	2.2	2	5	2	0	1	25	16.9	
at Cincinnati	02/21/	*	36	4-14	.28	2-8	.25	2-2	1.00	0	2	2	2.2	0	3	2	0	1	12	16.7	
SMU	02/24/	*	29	4-10	.40	4-8	.50	2-3	.66	0	2	2	2.2	1	2	0	0	0	14	16.6	
at USF	02/27/	*	37	4-10	.40	1-4	.25	6-9	.66	0	2	2	2.2	1	5	1	0	1	15	16.5	
at Houston	3/2/19	*	35	1-6	.16	1-4	.25	8-8	1.00	0	1	1	2.1	1	3	1	0	0	11	16.3	
CINCINNATI	03/07/	*	38	8-19	.42	3-7	.42	3-5	.60	0	6	6	2.2	0	1	0	0	0	22	16.5	
Totals			29	988	128-322	.39	56-149	.37	167-215	.77	11	54	65	2.2	42	97	48	0	24	479	16.5

Games played: 29
Minutes/game: 34.1
Points/game: 16.5
FG Pct: 39.8
3FG Pct: 37.6
FT Pct: 77.7

Rebounds/game: 2.2
Assists/game: 3.3
Turnovers/game: 1.7
Assist/turnover ratio: 2.0
Steals/game: 0.8



TERRELL ALLEN

6-3 | 185 | r-junior | guard
upper marlboro, md. | dematha catholic



KNIGHT NOTES

2018-19

- Ranks third in the league and 27th in the nation with a 2.7 assist-to-turnover ratio
- Has had at least four assists in 19 out of 29 games, ranking fifth in The American with 4.3 apg
- Leads the Knights with 40 steals and ranks 10th in the league with 1.4 steals per game
- Has made 24-of-57 attempts from three-point range (42.1%)
- Houston 3/2: Had four steals and six assists
- SMU 2/24: Scored 11 points to go with eight assists and just one turnover
- Memphis 2/16: Scored in double figures for second straight game with 10 points and 6 boards
- South Florida 2/13: Scored 14 points on 2-of-3 from three-point range and had four assists
- ECU 1/13: Tied a career-high with eight rebounds to go with nine points and three assists
- Temple 1/2: Scored 11 points and tied a season high with seven assists
- Ga. Southern 12/11: Scored 12 points and had six assists
- WKU 11/18: Had eight points with seven assists and just one turnover
- Saint Joe's 11/16: Led UCF with career-high 22 points on career-high four three-pointers
- FAU 11/11: Had eight points with five assists and just one turnover
- Rider 11/6: Scored 13 points, had five rebounds and dished out four assists with just one turnover

2017-18

- Played in all 32 games, starting 22 in first season on the court with the Knights.
- Led the Knights with 88 assists and 43 steals.
- Finished 10th in the The American with 1.3 steals per game.
- Recorded multiple assists in 23 of 32 games.
- Averaged 5.5 points and 3.0 rebounds in 30.0 minutes per game.
- Named to American Athletic Conference Honor Roll once.

2018-19 HIGHS

Points	22	vs. Saint Joe's (11/16/18)
Rebounds	8	ECU (1/13/19)
Assists	8	SMU (2/24/19)
Steals	4	3x, last at #6 Houston (3/2/19)
Blocks	--	--
FG made	8	vs. Saint Joe's (11/16/18)
FG attempts	11	vs. Saint Joe's (11/16/18)
3FG made	4	vs. Saint Joe's (11/16/18)
3FG attempts	5	3x, last at #6 Houston (3/2/19)
FT made	6	at UConn (1/5/19)
FT attempts	6	3x, last ECU (1/13/19)

CAREER HIGHS

Points	22	vs. Saint Joe's (11/16/18)
Rebounds	8	2x, last ECU (1/13/19)
Assists	9	at Stetson (12/19/17)
Steals	5	2x, last vs. ECU (3/8/18)
Blocks	1	4x, last vs. Hofstra (3/5/16)
FG made	8	2x, last vs. Saint Joe's (11/16/18)
FG attempts	13	3x, last at JMU (1/21/16)
3FG made	4	vs. Saint Joe's (11/16/18)
3FG attempts	5	5x, last at #6 Houston (3/2/19)
FT made	10	Delaware (2/25/16)
FT attempts	15	High Point (11/18/15)

MISCELLANEOUS GAME STATS

Led team in scoring	9
Led team in rebounds	3
Led team in assists	49
Double Figure Points	25
Double Figure Rebounds	--
Double-Doubles	--
20-Point Games	2
30-Point Games	--
3+ Three Pointers	1
5+ Assists	23
3+ Steals	19
3+ Blocks	--

GAME-BY-GAME

Opponent	Date	gs	min	Total		3-Pointers		Free throws		Rebounds				pts	avg						
				fg-fga	pct	3fg-fga	pct	ft-fga	pct	off	def	tot	avg								
RIDER	11/06/	*	30	4-6	.66	1-2	.50	4-5	.80	1	4	5	5.0	2	4	1	0	0	13	13.0	
FLA. ATLANTIC	11/11/	*	28	3-7	.42	2-4	.50	0-0	.00	0	2	2	3.5	2	5	1	0	0	8	10.5	
vs Cal St. Fullerton	11/15/	*	33	3-7	.42	1-2	.50	0-0	.00	0	3	3	3.3	1	4	0	0	2	7	9.3	
vs Saint Joseph's	11/16/	*	38	8-11	.72	4-5	.80	2-2	1.00	0	3	3	3.3	3	6	1	0	3	22	12.5	
vs Western Ky.	11/18/	*	35	2-5	.40	0-0	.00	4-6	.66	0	2	2	3.0	2	7	1	0	4	8	11.6	
NORTHERN KY.	11/24/	*	26	2-6	.33	0-0	.00	1-4	.25	1	3	4	3.2	4	5	0	0	0	5	10.5	
ALABAMA	11/29/	*	34	2-4	.50	0-0	.00	1-2	.50	0	4	4	3.3	4	4	2	0	0	5	9.7	
at Mizou	12/02/	*	38	2-5	.40	1-3	.33	1-2	.50	1	2	3	3.3	3	4	1	0	1	6	9.3	
GRAMBLING	12/08/	*	29	1-1	1.00	1-1	1.00	0-0	.00	0	3	3	3.2	1	4	1	0	2	3	8.6	
GA. SOUTHERN	12/11/	*	33	5-9	.55	2-5	.40	0-0	.00	0	2	2	3.1	2	6	2	0	0	12	8.9	
STETSON	12/16/	*	25	3-6	.50	2-3	.66	0-1	.00	0	5	5	3.3	0	5	3	0	0	8	8.8	
ILLINOIS ST.	12/21/	*	23	1-6	.16	0-2	.00	2-2	1.00	0	4	4	3.3	4	2	1	0	1	4	8.4	
TEMPLE	01/02/	*	34	3-4	.75	1-1	1.00	4-5	.80	1	4	5	3.5	0	7	4	0	1	11	8.6	
at UConn	01/05/	*	30	1-5	.20	0-2	.00	6-6	1.00	0	3	3	3.4	1	4	1	0	3	8	8.6	
EAST CAROLINA	01/13/	*	30	3-5	.60	1-2	.50	2-6	.33	0	8	8	3.7	2	3	3	0	4	9	8.6	
at Wichita St.	01/16/	*	35	1-4	.25	1-1	1.00	0-0	.00	0	2	2	3.6	3	3	1	0	0	3	8.3	
TULSA	01/19/	*	29	0-0	.00	0-0	.00	3-4	.75	0	2	2	3.5	3	2	1	0	2	3	7.9	
at Tulane	01/23/	*	24	2-2	1.00	1-1	1.00	0-0	.00	0	2	2	3.4	2	4	0	0	2	5	7.8	
at Memphis	01/27/	*	24	2-5	.40	1-3	.33	0-0	.00	0	0	0	3.3	3	3	1	0	1	5	7.6	
UCONN	01/31/	*	18	0-4	.00	0-2	.00	0-0	.00	0	0	0	3.1	2	2	1	0	1	0	7.3	
HOUSTON	02/07/	*	31	2-6	.33	0-2	.00	1-1	1.00	1	4	5	3.2	1	3	4	0	2	5	7.1	
at SMU	02/10/	*	27	0-6	.00	0-1	.00	0-0	.00	1	1	2	3.1	3	2	1	0	1	0	6.8	
SOUTH FLA.	02/13/	*	27	5-8	.62	2-3	.66	2-2	1.00	0	3	3	3.1	2	4	0	0	1	14	7.1	
MEMPHIS	02/16/	*	36	3-9	.33	0-1	.00	4-4	1.00	0	6	6	3.3	3	3	4	0	1	10	7.3	
at Cincinnati	02/21/	*	33	2-5	.40	1-4	.25	0-0	.00	0	3	3	3.2	3	5	2	0	2	5	7.2	
SMU	02/24/	*	25	4-7	.57	0-1	.00	3-4	.75	0	4	4	3.3	4	8	1	0	2	11	7.3	
at USF	02/27/	*	31	3-4	.75	0-0	.00	0-0	.00	1	0	1	3.2	3	7	1	0	0	6	7.3	
at Houston	3/2/19	*	37	1-6	.16	1-5	.20	0-0	.00	0	3	3	3.2	2	6	4	0	4	3	7.1	
CINCINNATI	03/07/	*	33	1-3	.33	1-1	1.00	2-2	1.00	0	3	3	3.2	3	2	3	0	0	5	7.0	
Totals			29	876	69-156	.44	24-57	.42	42-58	.72	7	85	92	3.2	68	12	46	0	40	204	7.0

Games played: 29
 Minutes/game: 30.2
 Points/game: 7.0
 FG Pct: 44.2
 3FG Pct: 42.1
 FT Pct: 72.4

Rebounds/game: 3.2
 Assists/game: 4.3
 Turnovers/game: 1.6
 Assist/turnover ratio: 2.7
 Steals/game: 1.4



CEASAR DEJESUS

6-2 | 190 | r-sophomore | guard
west new york, n.j. | mt. zion prep (md.)



KNIGHT NOTES

2018-19

- Shooting 48.5 percent from the floor on the season, but has only attempted two shots in last five games played
- UConn 1/31: Scored a season-high 11 points on 4-of-4 from the floor
- Memphis 1/27: Had eight points on 4-of-4 shooting from the field
- Tulane 1/23: Scored four points and had two steals in the win
- Illinois St 12/21: Had nine points for third straight game
- Stetson 12/16: Scored nine points with three assists
- Ga. Southern 12/11: Scored a season high nine points with one three-pointer
- Grambling 12/8: Scored eight points off the bench, going 4-for-4 from the free throw line
- Saint Joe's 11/16: Scored seven points with three rebounds
- FAU 11/11: Had five points, four assists and two steals
- Rider 11/6: Scored six points in 15 minutes off the bench

2017-18

- Played in and started all 32 games as a redshirt freshman, the most games started by a UCF freshman in program history.
- Named The American Rookie of the Week three times.
- Fifth on the team with 8.6 points per game.
- Scored in double figures 10 times, leading the team in scoring in four games.
- Was 12th in The American with a .742 free throw percentage and improved that to second during league play with an .872 mark.

2018-19 HIGHS

Points	11	UConn (1/31/19)
Rebounds	3	3x, last at Missouri (12/2/18)
Assists	4	FAU (11/11/18)
Steals	2	2x, last at Tulane (1/23/19)
Blocks	1	2x, last at Memphis (1/27/19)
FG made	4	3x, last UConn (1/31/19)
FG attempts	9	Illinois St (12/21/18)
3FG made	1	5x, last at UConn (1/5/19)
3FG attempts	2	5x, last at Tulane (1/23/19)
FT made	5	Stetson (12/16/18)
FT attempts	5	Stetson (12/16/18)

CAREER HIGHS

Points	16	Mercer (11/10/17)
Rebounds	6	at Stetson (12/19/17)
Assists	4	3x, last FAU (11/11/18)
Steals	3	2x, last Temple (1/7/18)
Blocks	1	2x, last at Memphis (1/27/19)
FG made	6	2x, last vs. Nebraska (11/23/17)
FG attempts	13	at ECU (12/31/17)
3FG made	3	at ECU (12/31/17)
3FG attempts	5	at ECU (12/31/17)
FT made	5	5x, last Stetson (12/16/18)
FT attempts	7	Mercer (11/10/17)

MISCELLANEOUS GAME STATS

Led team in scoring	4
Led team in rebounds	1
Led team in assists	6
Double Figure Points	11
Double Figure Rebounds	--
Double-Doubles	--
20-Point Games	--
30-Point Games	--
3+ Three Pointers	1
5+ Assists	--
3+ Steals	2
3+ Blocks	--

GAME-BY-GAME

Opponent	Date	gs	min	Total		3-Pointers		Free throws		Rebounds				pf	a	t/o	blk	stl	pts	avg
				fg-fga	pct	3fg-fga	pct	ft-fa	pct	off	def	tot	avg							
RIDER	11/06/	15	3-5	.60	0-1	.00	0-1	.00	1	1	2	2.0	1	1	1	0	1	6	6.0	
FLA. ATLANTIC	11/11/	20	2-3	.66	1-2	.50	0-0	.00	0	2	2	2.0	1	4	1	0	2	5	5.5	
vs Cal St. Fullerton	11/15/	24	1-4	.25	0-1	.00	0-0	.00	0	3	3	2.3	1	0	1	0	0	2	4.3	
vs Saint Joseph's	11/16/	20	3-5	.60	1-2	.50	0-0	.00	2	1	3	2.5	1	1	1	0	0	7	5.0	
vs Western Ky.	11/18/	17	2-3	.66	0-0	.00	0-0	.00	0	2	2	2.4	0	2	2	0	1	4	4.8	
ALABAMA	11/29/	8	0-0	.00	0-0	.00	0-0	.00	0	0	0	2.0	0	0	0	0	0	0	4.0	
at Mizou	12/02/	6	0-0	.00	0-0	.00	1-2	.50	0	3	3	2.1	0	0	0	0	0	1	3.6	
GRAMBLING	12/08/	9	2-3	.66	0-1	.00	4-4	1.00	0	0	0	1.9	1	1	1	0	0	8	4.1	
GA. SOUTHERN	12/11/	18	2-5	.40	1-2	.50	4-4	1.00	1	1	2	1.9	1	1	1	0	0	9	4.7	
STETSON	12/16/	18	2-5	.40	0-1	.00	5-5	1.00	0	1	1	1.8	3	3	0	1	0	9	5.1	
ILLINOIS ST.	12/21/	17	4-9	.44	1-2	.50	0-0	.00	0	0	0	1.6	1	2	1	0	0	9	5.5	
TEMPLE	01/02/	14	0-0	.00	0-0	.00	0-0	.00	0	0	0	1.5	1	1	3	0	1	0	5.0	
at UConn	01/05/	7	1-1	1.00	1-1	1.00	0-0	.00	0	0	0	1.4	0	0	1	0	0	3	4.8	
EAST CAROLINA	01/13/	5	0-1	.00	0-0	.00	0-0	.00	0	0	0	1.3	0	0	1	0	0	0	4.5	
at Wichita St.	01/16/	11	1-2	.50	0-1	.00	0-0	.00	0	0	0	1.2	1	1	0	0	0	2	4.3	
TULSA	01/19/	3	0-1	.00	0-0	.00	0-0	.00	0	0	0	1.1	0	0	1	0	0	0	4.1	
at Tulane	01/23/	16	2-8	.25	0-2	.00	0-0	.00	0	0	0	1.1	3	1	1	0	2	4	4.1	
at Memphis	01/27/	12	4-4	1.00	0-0	.00	0-0	.00	0	0	0	1.0	1	0	0	1	0	8	4.3	
UCONN	01/31/	22	4-4	1.00	0-0	.00	3-4	.75	0	2	2	1.1	0	1	1	0	0	11	4.6	
HOUSTON	02/07/	12	0-3	.00	0-1	.00	2-4	.50	0	1	1	1.1	0	0	0	1	0	2	4.5	
at SMU	02/10/	4	0-0	.00	0-0	.00	0-0	.00	0	0	0	1.0	0	0	1	0	0	0	4.3	
SOUTH FLA.	02/13/	16	0-1	.00	0-0	.00	1-3	.33	0	2	2	1.0	2	0	1	0	0	1	4.1	
MEMPHIS	02/16/	1	0-0	.00	0-0	.00	0-0	.00	0	0	0	1.0	1	0	1	0	0	0	4.0	
at Cincinnati	02/21/	2	0-1	.00	0-0	.00	0-0	.00	0	0	0	1.0	0	0	1	0	0	0	3.8	
at USF	02/27/	3	0-0	.00	0-0	.00	0-0	.00	0	0	0	0.9	0	0	0	0	0	0	3.6	
Totals		0	300	33-68	.48	5-17	.29	20-27	.74	4	19	23	0.9	19	19	21	3	7	91	3.6

Games played: 25
 Minutes/game: 12.0
 Points/game: 3.6
 FG Pct: 48.5
 3FG Pct: 29.4
 FT Pct: 74.1

Rebounds/game: 0.9
 Assists/game: 0.8
 Turnovers/game: 0.8
 Assist/turnover ratio: 0.9
 Steals/game: 0.3
 Blocks/game: 0.1



DAYON GRIFFIN

6-4 | 210 | r-senior | guard
st. petersburg, fla. | st. petersburg hs



KNIGHT NOTES

2018-19

- Has averaged 9.0 points on 9-of-16 shooting and 4-of-9 from three-point range in last three games
- Cincinnati 3/7: Had seven points on 3-of-7 shooting from the field
- Houston 3/2: Scored eight points on 2-of-2 shooting and 3-of-4 from the line
- South Florida 2/27: Scored a season-high 12 points on 4-of-7 shooting and blocked two shots
- Tulane 1/23: Scored nine points on a season-high three made three-pointers
- Tulsa 1/19: Grabbed a season-high seven rebounds to go with three assists
- at Wichita 1/16: Scored season-high 10 points on two three-pointers and had three steals
- at UConn 1/5: Scored season-high nine points and tied career high with four steals
- Stetson 12/16: Scored seven points on 2-of-3 from beyond the arc
- NKU 11/24: Scored four points on 2-of-4 from the field after missing four games
- Rider 11/6: Scored five points on 2-of-4 shooting in 20 minutes off the bench

2017-18

- Played in all 32 games, starting four in first season on the court for the Knights.
- Fourth on the team with 8.7 points per game.
- Also averaged 4.1 rebounds per game, dished out 38 assists and picked up 26 steals.
- Led the Knights with 56 three-pointers.
- Made a three in 26 out of 32 games, recording multiple three-pointers 19 times.
- Scored in double figures in 16 games during the season.
- First UCF player to score in double figures in first three games as a Knight since 2000-01.
- UConn (1/31): Grabbed a career high eight rebounds to go with 12 points and two threes.
- Wichita (1/25): Led UCF with 15 points on three 3-pointers.
- Temple (1/7): Led the Knights with 15 points on 3-of-5 from beyond the arc.
- Mercer (11/10): Led the Knights with 16 points in debut as a Knight.

2018-19 HIGHS

Points	12	at S. Florida (2/27/19)
Rebounds	7	Tulsa (1/19/19)
Assists	3	3x, last at S. Florida (2/27/19)
Steals	4	at UConn (1/5/19)
Blocks	2	at S. Florida (2/27/19)
FG made	4	at S. Florida (2/27/19)
FG attempts	9	Memphis (2/16/19)
3FG made	3	at Tulane (1/23/19)
3FG attempts	7	at Tulane (1/23/19)
FT made	3	at #6 Houston (3/2/19)
FT attempts	4	2x, last at #6 Houston (3/2/19)

CAREER HIGHS

Points	29	vs. ETSU (3/28/16)
Rebounds	8	UConn (1/31/18)
Assists	6	Rice (2/27/16)
Steals	4	4x, last at UConn (1/5/19)
Blocks	2	5x, last at S. Florida (2/27/19)
FG made	12	vs. ETSU (3/28/16)
FG attempts	20	vs. ETSU (3/28/16)
3FG made	7	Charlotte (1/9/16)
3FG attempts	10	2x, last at Tulsa (2/21/18)
FT made	6	Mercer (11/10/17)
FT attempts	9	Mercer (11/10/17)

MISCELLANEOUS GAME STATS

Led team in scoring	8
Led team in rebounds	3
Led team in assists	5
Double Figure Points	36
Double Figure Rebounds	--
Double-Doubles	--
20-Point Games	3
30-Point Games	--
3+ Three Pointers	16
5+ Assists	3
3+ Steals	10
3+ Blocks	--

GAME-BY-GAME

Opponent	Date	gs	min	Total		3-Pointers		Free throws		Rebounds				pf	a	t/o	blk	stl	pts	avg
				fg-fga	pct	3fg-fga	pct	ft-fga	pct	off	def	tot	avg							
RIDER	11/06/	20	2-4	.50	1-3	.33	0-0	.00	1	1	2	2.0	2	1	1	0	1	6	5.0	
NORTHERN KY.	11/24/	13	2-4	.50	0-1	.00	0-0	.00	0	1	1	1.5	0	2	0	0	0	4	4.5	
ALABAMA	11/29/	15	1-4	.25	1-3	.33	0-0	.00	0	1	1	1.3	0	2	0	0	0	3	4.0	
at Mizzou	12/02/	19	1-3	.33	0-2	.00	0-0	.00	0	2	2	1.5	1	1	0	1	2	3.5		
GRAMBLING	12/08/	9	0-4	.00	0-3	.00	0-0	.00	0	0	0	1.2	1	1	0	1	0	0	2.8	
GA. SOUTHERN	12/11/	4	0-2	.00	0-2	.00	0-0	.00	0	0	0	1.0	0	0	0	0	0	0	2.3	
STETSON	12/16/	8	2-3	.66	2-3	.66	1-2	.50	0	1	1	1.0	0	0	0	0	0	7	3.0	
TEMPLE	01/02/	10	1-1	1.00	0-0	.00	0-0	.00	0	2	2	1.1	1	1	1	0	0	2	2.9	
at UConn	01/05/	20	3-3	1.00	1-1	1.00	2-3	.66	0	1	1	1.1	1	0	1	0	4	9	3.6	
EAST CAROLINA	01/13/	16	1-5	.20	1-4	.25	1-2	.50	2	1	3	1.3	0	0	0	1	4	3.6		
at Wichita St.	01/16/	27	3-6	.50	2-5	.40	2-2	1.00	0	1	1	1.3	2	1	0	0	3	10	4.2	
TULSA	01/19/	27	0-5	.00	0-3	.00	2-2	1.00	1	6	7	1.8	4	3	2	0	0	2	4.0	
at Tulane	01/23/	19	3-7	.42	3-7	.42	0-0	.00	1	1	2	1.8	0	2	0	1	9	4.4		
at Memphis	01/27/	25	1-6	.16	1-6	.16	1-4	.25	0	1	1	1.7	1	2	2	1	2	4	4.4	
UCONN	01/31/	9	0-4	.00	0-2	.00	2-2	1.00	1	2	3	1.8	0	0	0	0	0	2	4.2	
HOUSTON	02/07/	19	1-3	.33	1-3	.33	0-2	.00	0	3	3	1.9	3	1	0	0	0	3	4.1	
at SMU	02/10/	19	2-5	.40	1-4	.25	0-0	.00	0	2	2	1.9	2	0	1	1	0	5	4.2	
SOUTH FLA.	02/13/	10	2-3	.66	1-2	.50	0-0	.00	0	1	1	1.8	1	0	2	0	0	5	4.2	
MEMPHIS	02/16/	29	2-9	.22	0-5	.00	0-0	.00	0	5	5	2.0	2	3	0	1	2	4	4.2	
at Cincinnati	02/21/	12	0-1	.00	0-0	.00	0-0	.00	0	1	1	2.0	0	1	1	0	0	0	4.0	
SMU	02/24/	17	1-5	.20	1-5	.20	0-0	.00	0	1	1	1.9	3	1	0	0	0	3	4.0	
at USF	02/27/	19	4-7	.57	2-3	.66	2-2	1.00	1	1	2	1.9	1	3	1	2	1	12	4.3	
at Houston	3/2/19	15	2-2	1.00	1-1	1.00	3-4	.75	0	4	4	2.0	2	1	1	0	0	8	4.5	
CINCINNATI	03/07/	23	3-7	.42	1-5	.20	0-0	.00	0	1	1	2.0	1	0	0	0	0	7	4.6	
Totals		0	404	37-103	.35	20-73	.27	16-25	.64	7	40	47	2.0	28	24	16	6	16	110	4.6

Games played: 24
 Minutes/game: 16.8
 Points/game: 4.6
 FG Pct: 35.9
 3FG Pct: 27.4
 FT Pct: 64.0

Rebounds/game: 2.0
 Assists/game: 1.0
 Turnovers/game: 0.7
 Assist/turnover ratio: 1.5
 Steals/game: 0.7
 Blocks/game: 0.3



AUBREY DAWKINS

6-6 | 205 | r-junior | guard
durham, n.c. | new hampton prep (n.h.)



KNIGHT NOTES

2018-19

- Scored in double figures in his first 18 games at UCF, the first Knight to do so in the team's D1 era, and has scored in double figures in 26 out of 29 games this season
- Twice named American Athletic Conference Player of the Week (Nov. 19, Jan. 7) and once on The American Weekly Honor Roll (Feb. 11).
- Ranks 13th in the conference in scoring with 14.7 points per game
- Also fifth in the conference with a 80.7 free throw percentage, seventh with a 38.7 three-point percentage and 10th with 2.1 threes per game
- Has been impressive in nine true road games, averaging 17.4 points per game while shooting 53.3 percent from the field, 47.9 percent from three and 91.7 percent from the line
- Earned Myrtle Beach Invitational MVP honors
- Cincinnati 3/7: Missed much of the second half due to an injury
- Cincinnati 2/21: Recorded 15 of his 18 points in the second half, going 4-of-6 from deep
- Memphis 2/16: Scored 15 of his 17 points in the second half
- SMU 2/10: Scored a season-high 26 points on 9-of-12 shooting and 4-of-6 from three
- Tulane 1/23: Led the Knights with 19 points on three made three-pointers
- Wichita 1/16: Scored 22 points on 3-of-6 from beyond the arc
- ECU 1/13: Led the Knights with 18 points and six rebounds, scoring 15 in the second half
- at UConn 1/5: Scored season-high 23 points on 9-of-13 shooting and 2-of-4 from three
- Stetson 12/16: Scored 19 points and had career-high 13 rebounds for second ever double-double
- Missouri 12/2: Led UCF with 22 points on 6-of-9 from the field and 4-of-7 from three
- WKU 11/18: Led UCF with 21 points on five three-pointers
- Rider 11/6: Recorded first career double-double with 16 points and 10 rebounds

2016-18 at UCF

- Sat out the 2016-17 season due to NCAA transfer rules
- Missed all of the 2017-18 season after suffering shoulder injury during preseason

2014-16 at Michigan

- As a sophomore, played in all 36 games with nine starts, averaging 6.5 points in 2015-16.
- Scored in double figures 10 times with a season-best 19 points against Youngstown State (12/19).
- Named Michigan's "Sixth Man of the Year", producing five double-digit performance off the bench.
- Shot 50 percent from the field and 44 percent from behind the arc.
- As a freshman, played in 30 games with 13 starts, averaging 7.0 points and 20.7 minutes of action.

2018-19 HIGHS

Points	26	at SMU (2/10/19)
Rebounds	13	Stetson (12/16/18)
Assists	4	vs. WKU (11/18/18)
Steals	3	at S. Florida (2/27/19)
Blocks	2	#12 Houston (2/7/19)
FG made	9	2x, last at SMU (2/10/19)
FG attempts	16	2x, last at Wichita (1/16/19)
3FG made	5	2x, last Illinois St (12/21/18)
3FG attempts	9	vs. WKU (11/18/18)
FT made	10	Alabama (11/29/18)
FT attempts	10	Alabama (11/29/18)

CAREER HIGHS

Points	31	Rutgers (3/7/15)
Rebounds	13	Stetson (12/16/18)
Assists	4	vs. WKU (11/18/18)
Steals	3	at S. Florida (2/27/19)
Blocks	2	3x, last #12 Houston (2/7/19)
FG made	10	Rutgers (3/7/15)
FG attempts	16	2x, last at Wichita (1/16/19)
3FG made	8	Rutgers (3/7/15)
3FG attempts	11	Rutgers (3/7/15)
FT made	10	Alabama (11/29/18)
FT attempts	10	Alabama (11/29/18)

MISCELLANEOUS GAME STATS

Led team in scoring	15
Led team in rebounds	6
Led team in assists	1
Double Figure Points	44
Double Figure Rebounds	2
Double-Doubles	2
20-Point Games	8
30-Point Games	1
3+ Three Pointers	20
5+ Assists	--
3+ Steals	1
3+ Blocks	--

GAME-BY-GAME

Opponent	Date	gs	min	Total		3-Pointers		Free throws		Rebounds				pf	a	t/o	blk	stl	pts	avg	
				fg-fga	pct	3fg-fga	pct	ft-fga	pct	off	def	tot	avg								
RIDER	11/06/	*	31	5-14	.35	1-8	.12	5-7	.71	1	9	10	10.0	2	0	3	2	2	16	16.0	
FLA. ATLANTIC	11/11/	*	31	6-16	.37	1-6	.16	3-3	1.00	2	3	5	7.5	2	1	1	0	0	16	16.0	
vs Cal St. Fullerton	11/15/	*	32	6-12	.50	1-6	.16	0-0	.00	1	3	4	6.3	2	0	2	0	2	13	15.0	
vs Saint Joseph's	11/16/	*	34	5-11	.45	2-6	.33	1-2	.50	0	6	6	6.3	2	0	1	0	1	13	14.5	
vs Western Ky.	11/18/	*	38	8-13	.61	5-9	.55	0-0	.00	0	4	4	5.8	3	0	0	0	0	21	15.8	
NORTHERN KY.	11/24/	*	34	5-9	.55	2-5	.40	0-0	.00	0	5	5	5.7	3	1	4	1	0	12	15.3	
ALABAMA	11/29/	*	36	3-10	.30	0-4	.00	10-10	1.00	0	2	2	5.1	1	3	1	1	2	16	13.3	
at Mizzou	12/02/	*	39	6-9	.66	4-7	.57	6-6	1.00	1	3	4	5.0	4	0	3	0	2	22	16.1	
GRAMBLING	12/08/	*	29	3-10	.30	1-2	.50	4-4	1.00	2	6	8	5.3	2	1	3	0	2	11	15.6	
GA. SOUTHERN	12/11/	*	35	4-13	.30	1-4	.25	1-2	.50	1	5	6	5.4	1	1	3	0	0	10	15.0	
STETSON	12/16/	*	27	6-13	.46	2-5	.40	5-6	.83	4	9	13	6.1	2	1	0	0	2	19	15.4	
ILLINOIS ST.	12/21/	*	33	6-10	.60	5-7	.71	1-2	.50	1	4	5	6.0	3	3	0	1	0	18	15.6	
TEMPLE	01/02/	*	35	5-9	.55	0-2	.00	0-2	.00	0	3	3	5.8	3	3	0	0	0	10	15.2	
at UConn	01/05/	*	38	9-13	.69	2-4	.50	3-4	.75	0	4	4	5.6	1	1	2	0	0	23	15.7	
EAST CAROLINA	01/13/	*	29	6-14	.42	2-8	.25	4-5	.80	1	5	6	5.7	4	3	1	1	1	18	15.9	
at Wichita St.	01/16/	*	28	8-16	.50	3-6	.50	3-3	1.00	0	2	2	5.4	4	1	3	0	1	22	16.3	
TULSA	01/19/	*	35	5-13	.38	2-6	.33	0-0	.00	2	3	5	5.4	4	2	0	1	1	12	16.0	
at Tulane	01/23/	*	28	7-13	.53	3-7	.42	2-2	1.00	1	6	7	5.5	1	1	0	0	2	19	16.2	
at Memphis	01/27/	*	29	1-10	.10	0-5	.00	0-0	.00	1	2	3	5.4	4	1	4	0	1	2	15.4	
UCONN	01/31/	*	35	2-6	.33	1-3	.33	4-6	.66	2	3	5	5.4	1	1	2	1	2	9	15.1	
HOUSTON	02/07/	*	33	5-15	.33	3-7	.42	0-2	.00	1	4	5	5.3	5	0	2	2	0	13	15.0	
at SMU	02/10/	*	38	9-12	.75	4-6	.66	4-5	.80	1	4	5	5.3	1	2	3	1	1	26	15.5	
SOUTH FLA.	02/13/	*	32	4-8	.50	1-4	.25	1-2	.50	0	2	2	5.2	2	1	0	0	2	10	15.3	
MEMPHIS	02/16/	*	35	5-12	.41	3-5	.60	4-4	1.00	1	3	4	5.1	2	2	0	0	1	17	15.3	
at Cincinnati	02/21/	*	37	7-13	.53	4-6	.66	0-0	.00	0	3	3	5.0	1	1	1	0	1	18	15.4	
SMU	02/24/	*	23	3-8	.37	3-6	.50	2-2	1.00	0	5	5	5.0	2	0	0	0	0	11	15.3	
at USF	02/27/	*	33	5-9	.55	2-3	.66	2-2	1.00	1	6	7	5.1	3	2	3	0	3	14	15.2	
at Houston	3/2/19	*	37	4-10	.40	1-4	.25	2-2	1.00	0	1	1	5.0	5	1	1	0	0	11	15.1	
CINCINNATI	03/07/	*	27	2-7	.28	1-4	.25	0-0	.00	1	2	3	4.9	1	1	1	0	0	5	14.7	
Totals			29	951	150-328	.45	60-155	.38	67-83	.80	25	117	142	4.9	71	38	44	10	29	427	14.7

Games played: 29
 Minutes/game: 32.8
 Points/game: 14.7
 FG Pct: 45.7
 3FG Pct: 38.7
 FT Pct: 80.7

Rebounds/game: 4.9
 Assists/game: 1.3
 Turnovers/game: 1.5
 Assist/turnover ratio: 0.9
 Steals/game: 1.0
 Blocks/game: 0.3



FRANKBERTZ

6-5 | 180 | junior | guard
hesperia, calif. | sultana hs



KNIGHT NOTES

2018-19

- SMU 2/24: Scored nine points on 3-of-6 shooting from beyond the arc
- Cincinnati 2/21: Scored six points in less than six minutes, going 2-of-2 from long distance
- Houston 2/7: Hit two threes for six points
- Memphis 1/27: Knocked down 2-of-5 from three-point range for six points
- Tulane 1/23: Scored first points since Dec. 21 with two points and three rebounds
- Stetson 12/16: Had nine points on a trio of three-pointers
- Grambling 12/8: Scored eight points and went 2-of-2 from beyond the arc
- WKU 11/18: Scored 11 points on three three-pointers
- Saint Joe's 11/16: Scored 10 points on two three-pointers
- Rider 11/6: Made UCF debut

Prior to UCF

- A two-year starter at East Los Angeles College
- As a sophomore, shot 79-of-166 (48%) from three-point range
- Also averaged 13.2 points and 3.6 rebounds per game, while shooting 88 percent from the free throw line
- Led ELAC to a 24-6 overall record and a 9-1 league mark
- His squad won the South Coast Conference Championship
- Earned First Team All-Conference honors

2018-19 HIGHS

Points	11	WKU (11/18/18)
Rebounds	5	2x, last Grambling (12/8/18)
Assists	2	2x, last Stetson (12/16/18)
Steals	2	4x, last UConn (1/31/19)
Blocks	1	2x, last S. Florida (2/13/19)
FG made	4	Saint Joe's (11/16/18)
FG attempts	9	2x, last Stetson (12/16/18)
3FG made	3	3x, last SMU (2/24/19)
3FG attempts	7	WKU (11/18/18)
FT made	2	3x, last at S. Florida (2/27/19)
FT attempts	2	3x, last at S. Florida (2/27/19)

CAREER HIGHS

Points	11	WKU (11/18/18)
Rebounds	5	2x, last Grambling (12/8/18)
Assists	2	2x, last Stetson (12/16/18)
Steals	2	4x, last UConn (1/31/19)
Blocks	1	2x, last S. Florida (2/13/19)
FG made	4	Saint Joe's (11/16/18)
FG attempts	9	2x, last Stetson (12/16/18)
3FG made	3	3x, last SMU (2/24/19)
3FG attempts	7	WKU (11/18/18)
FT made	2	3x, last at S. Florida (2/27/19)
FT attempts	2	3x, last at S. Florida (2/27/19)

MISCELLANEOUS GAME STATS

Led team in scoring	--
Led team in rebounds	--
Led team in assists	--
Double Figure Points	2
Double Figure Rebounds	--
Double-Doubles	--
20-Point Games	--
30-Point Games	--
3+ Three Pointers	3
5+ Assists	--
3+ Steals	--
3+ Blocks	--

GAME-BY-GAME

Opponent	Date	gs	min	Total		3-Pointers		Free throws		Rebounds			pf	a	t/o	blk	stl	pts	avg	
				fg-fga	pc%	3fg-fga	pc%	ft-fa	pc%	off	def	tot								avg
RIDER	11/06/	2	0-1	.00	0-1	.00	0-0	.00	0	0	0	0	0	2	1	0	0	0	0	0
FLA. ATLANTIC	11/11/	10	0-4	.00	0-3	.00	2-2	1.00	0	3	3	1.5	2	0	2	0	1	2	1.0	
vs Cal St. Fullerton	11/15/	11	0-2	.00	0-1	.00	0-0	.00	1	4	5	2.7	1	0	1	0	1	0	0.7	
vs Saint Joseph's	11/16/	20	4-6	.66	2-4	.50	0-0	.00	1	3	4	3.0	0	2	0	0	2	10	3.0	
vs Western Ky.	11/18/	18	3-9	.33	3-7	.42	2-2	1.00	1	2	3	3.0	1	1	1	0	1	11	4.6	
NORTHERN KY.	11/24/	14	1-4	.25	1-3	.33	0-1	.00	2	2	4	3.2	0	0	0	0	0	3	4.3	
ALABAMA	11/29/	5	1-2	.50	1-2	.50	0-0	.00	0	1	2	2.0	0	0	0	0	0	3	4.1	
at Mizzou	12/02/	2	0-0	.00	0-0	.00	0-0	.00	0	0	0	2.5	0	0	0	0	0	0	3.6	
GRAMBLING	12/08/	16	3-4	.75	2-2	1.00	0-0	.00	3	2	5	2.8	2	0	1	0	1	8	4.1	
GA. SOUTHERN	12/11/	9	1-3	.33	0-1	.00	0-0	.00	0	0	0	2.5	3	1	0	0	0	2	3.9	
STETSON	12/16/	23	3-9	.33	3-8	.37	0-0	.00	0	1	1	2.4	2	2	0	0	1	9	4.4	
ILLINOIS ST.	12/21/	13	1-1	1.00	0-0	.00	0-0	.00	1	0	1	2.3	1	0	0	0	2	2	4.2	
TEMPLE	01/02/	3	0-0	.00	0-0	.00	0-0	.00	0	0	0	2.1	1	0	1	0	0	0	3.8	
at UConn	01/05/	5	0-0	.00	0-0	.00	0-0	.00	0	0	0	1.9	0	1	0	0	0	0	3.6	
EAST CAROLINA	01/13/	11	0-2	.00	0-2	.00	0-0	.00	0	0	0	1.8	1	0	1	0	0	0	3.3	
at Wichita St.	01/16/	7	0-1	.00	0-1	.00	0-0	.00	0	0	0	1.7	0	0	0	0	0	0	3.1	
TULSA	01/19/	8	0-1	.00	0-1	.00	0-0	.00	0	0	0	1.6	0	0	1	1	0	0	2.9	
at Tulane	01/23/	17	1-4	.25	0-3	.00	0-0	.00	1	2	3	1.7	0	0	0	0	2	2.9		
at Memphis	01/27/	13	2-5	.40	2-5	.40	0-0	.00	0	1	1	1.6	1	1	0	0	1	6	3.1	
UConn	01/31/	12	1-2	.50	1-1	1.00	0-0	.00	1	1	2	1.7	1	1	1	0	2	3	3.1	
HOUSTON	02/07/	17	2-5	.40	2-4	.50	0-0	.00	0	1	1	1.6	3	1	0	0	0	6	3.2	
at SMU	02/10/	6	0-0	.00	0-0	.00	0-0	.00	0	0	0	1.5	1	0	0	0	0	0	3.0	
SOUTH FLA.	02/13/	16	0-1	.00	0-1	.00	0-0	.00	0	0	0	1.5	1	1	0	1	0	0	2.9	
MEMPHIS	02/16/	4	0-2	.00	0-1	.00	0-0	.00	0	0	0	1.4	0	0	0	0	1	0	2.8	
at Cincinnati	02/21/	5	2-2	1.00	2-2	1.00	0-0	.00	0	0	0	1.4	0	0	0	0	0	6	2.9	
SMU	02/24/	20	3-7	.42	3-6	.50	0-0	.00	1	1	2	1.4	2	0	0	0	0	9	3.2	
at USF	02/27/	11	1-3	.33	0-2	.00	2-2	1.00	0	0	0	1.3	1	0	0	0	0	4	3.2	
at Houston	3/2/19	3	0-0	.00	0-0	.00	0-0	.00	0	0	0	1.3	1	0	0	0	0	0	3.1	
CINCINNATI	03/07/	14	0-2	.00	0-1	.00	0-0	.00	3	1	4	1.4	0	1	2	0	1	0	3.0	
Totals		0	315	29-82	.35	22-62	.35	6-7	.85	15	25	40	1.4	27	13	11	2	16	86	3.0

Games played: 29	Rebounds/game: 1.4
Minutes/game: 10.9	Assists/game: 0.4
Points/game: 3.0	Turnovers/game: 0.4
FG Pct: 35.4	Assist/turnover ratio: 1.2
3FG Pct: 35.5	Steals/game: 0.6
FT Pct: 85.7	Blocks/game: 0.1



CHAD BROWN

6-9 | 245 | senior | forward
deltona, fla. | deltona hs



KNIGHT NOTES

2018-19

- Ranks ninth in The American with 1.1 blocked shots per game
- Is seventh all-time at UCF with 94 career blocked shots
- SMU 2/24: Tied a career high with 13 points and set a new career high with 11 rebounds
- Memphis 2/16: Blocked season-high four shots and grabbed eight rebounds
- Memphis 1/27: Had a team-high nine rebounds and tied a season-high with three blocks
- Tulsa 1/19: Scored seven points and tied a career-high with 10 rebounds
- ECU 1/13: Tied season-highs with nine points and eight rebounds
- Illinois St 12/21: Made first start of the season, scoring six points with four boards, two steals and two blocked shots
- Stetson 12/16: Had nine points and six rebounds
- Missouri 12/2: Led UCF with eight rebounds and had two blocked shots
- Alabama 11/29: Scored eight points and led the Knights with eight rebounds
- NKU 11/24: Totaled season highs of three blocks and seven rebounds
- WKU 11/18: Had six points on 3-of-3 from the field with five rebounds
- Fullerton 11/15: Scored eight points, with five boards and two blocks

2017-18

- Played in all 32 games, starting 15 times.
- Averaged 5.2 points and was third on the team with 4.6 rebounds per game.
- Led the Knights with 34 blocked shots, ranking eighth in the league with 1.1 blocks per game.
- Was 11th in the league with 1.8 offensive rebounds per game during conference games.

2018-19 HIGHS

Points	13	SMU (2/24/19)
Rebounds	11	SMU (2/24/19)
Assists	2	2x, last Illinois St (12/21/18)
Steals	2	3x, last at UConn (1/5/19)
Blocks	4	Memphis (2/16/19)
FG made	4	2x, last SMU (2/24/19)
FG attempts	7	2x, last ECU (1/13/19)
3FG made	--	--
3FG attempts	1	Stetson (12/16/18)
FT made	5	SMU (2/24/19)
FT attempts	8	Alabama (11/29/18)

CAREER HIGHS

Points	13	3x, last SMU (2/24/19)
Rebounds	11	SMU (2/24/19)
Assists	2	3x, last Illinois St (12/21/18)
Steals	2	vs. ECU (3/8/18)
Blocks	5	G-WU (11/15/17)
FG made	6	at USF (1/20/18)
FG attempts	8	2x, last at USF (1/20/18)
3FG made	-	--
3FG attempts	1	Stetson (12/16/18)
FT made	8	2x, last vs. St. John's (11/26/17)
FT attempts	13	vs. St. John's (11/26/17)

MISCELLANEOUS GAME STATS

Led team in scoring	1
Led team in rebounds	17
Led team in assists	1
Double Figure Points	10
Double Figure Rebounds	5
Double-Doubles	3
20-Point Games	--
30-Point Games	--
3+ Three Pointers	--
5+ Assists	--
3+ Steals	1
3+ Blocks	10

GAME-BY-GAME

Opponent	Date	gs	min	Total		3-Pointers		Free throws		Rebounds					pf	a	t/o	blk	stl	pts	avg
				fg-fga	pct	3fg-fga	pct	ft-fa	pct	off	def	tot	avg								
RIDER	11/06/	14	1-1	1.00	0-0	.00	0-0	.00	0	2	2	2.0	5	0	0	2	0	2	2.0		
FLA. ATLANTIC	11/11/	19	1-2	.50	0-0	.00	1-2	.50	3	2	5	3.5	0	0	0	2	1	3	2.5		
vs Cal St. Fullerton	11/15/	20	3-5	.60	0-0	.00	2-2	1.00	2	3	5	4.0	2	2	0	2	0	8	4.3		
vs Saint Joseph's	11/16/	16	3-7	.42	0-0	.00	0-0	.00	2	2	4	4.0	1	1	1	0	0	6	4.8		
vs Western Ky.	11/18/	13	3-3	1.00	0-0	.00	0-0	.00	1	4	5	4.2	4	0	1	1	0	6	5.0		
NORTHERN KY.	11/24/	21	2-4	.50	0-0	.00	1-1	1.00	0	7	7	4.7	1	0	0	3	0	5	5.0		
ALABAMA	11/29/	27	3-4	.75	0-0	.00	2-8	.25	1	7	8	5.1	1	0	0	1	2	8	5.4		
at Mizzou	12/02/	24	1-3	.33	0-0	.00	0-0	.00	2	6	8	5.5	1	0	1	2	0	2	5.0		
GRAMBLING	12/08/	16	1-4	.25	0-0	.00	3-6	.50	1	3	4	5.3	2	1	1	1	0	5	5.0		
GA. SOUTHERN	12/11/	17	1-2	.50	0-0	.00	0-0	.00	1	4	5	5.3	0	1	1	0	0	2	4.7		
STETSON	12/16/	15	4-6	.66	0-1	.00	1-2	.50	2	4	6	5.4	1	1	1	1	0	9	5.1		
ILLINOIS ST.	12/21/	* 26	2-4	.50	0-0	.00	2-2	1.00	1	3	4	5.3	0	2	2	2	2	6	5.2		
TEMPLE	01/02/	13	1-5	.20	0-0	.00	1-1	1.00	0	2	2	5.0	1	0	0	0	0	3	5.0		
at UConn	01/05/	16	2-3	.66	0-0	.00	0-0	.00	0	3	3	4.9	2	0	0	1	2	4	4.9		
EAST CAROLINA	01/13/	25	3-7	.42	0-0	.00	3-6	.50	5	3	8	5.1	1	0	0	0	1	9	5.2		
at Wichita St.	01/16/	7	0-1	.00	0-0	.00	2-2	1.00	0	2	2	4.9	2	0	0	0	0	2	5.0		
TULSA	01/19/	24	3-3	1.00	0-0	.00	1-1	1.00	0	10	10	5.2	2	0	0	1	0	7	5.1		
at Tulane	01/23/	13	2-4	.50	0-0	.00	0-0	.00	1	1	2	5.0	2	0	0	0	0	4	5.1		
at Memphis	01/27/	17	1-4	.25	0-0	.00	1-2	.50	5	4	9	5.2	1	0	2	3	0	3	4.9		
UCONN	01/31/	22	3-4	.75	0-0	.00	1-4	.25	1	3	4	5.2	2	1	0	0	0	7	5.1		
HOUSTON	02/07/	22	2-3	.66	0-0	.00	1-2	.50	1	4	5	5.1	2	0	0	2	1	5	5.0		
at SMU	02/10/	13	1-4	.25	0-0	.00	2-2	1.00	0	3	3	5.0	1	0	1	0	0	4	5.0		
SOUTH FLA.	02/13/	21	1-3	.33	0-0	.00	3-6	.50	4	5	9	5.2	3	1	2	0	1	5	5.0		
MEMPHIS	02/16/	25	2-3	.66	0-0	.00	0-0	.00	2	6	8	5.3	3	1	0	4	0	4	5.0		
at Cincinnati	02/21/	12	1-2	.50	0-0	.00	0-1	.00	1	0	1	5.2	2	0	2	0	0	2	4.8		
SMU	02/24/	23	4-6	.66	0-0	.00	5-8	.62	2	9	11	5.4	0	1	1	0	0	13	5.2		
at USF	02/27/	19	1-1	1.00	0-0	.00	1-2	.50	1	6	7	5.4	2	0	1	0	0	3	5.1		
at Houston	3/2/19	9	1-1	1.00	0-0	.00	0-0	.00	2	2	4	5.4	2	0	0	0	0	2	5.0		
CINCINNATI	03/07/	19	1-1	1.00	0-0	.00	1-2	.50	3	3	6	5.4	1	0	1	3	0	3	4.9		
Totals		1	528	54-100	.54	0-1	.00	34-62	.54	44	113	157	5.4	47	12	18	31	10	142	4.9	

Games played: 29
 Minutes/game: 18.2
 Points/game: 4.9
 FG Pct: 54.0
 3FG Pct: 0.0
 FT Pct: 54.8

Rebounds/game: 5.4
 Assists/game: 0.4
 Turnovers/game: 0.6
 Assist/turnover ratio: 0.7
 Steals/game: 0.3
 Blocks/game: 1.1



TACKO FALL

7-6 | 310 | senior | center
dakar, senegal | liberty christian prep



KNIGHT NOTES

2018-19

- With 268 career blocks, he is the all-time leader at UCF in blocked shots.
- Leads The American with a 75.4 field goal percentage and would lead the nation if he qualified due to NCAA minimum of 5.0 field goals made per game (Tacko makes 4.6 per game)
- His career field goal percentage mark of 74.1 percent will break the all-time UCF and NCAA Division I record
- Also leads The American and ranks eighth in the nation with 2.5 blocked shots per game
- Now has 848 career rebounds and is fourth all-time in UCF history.
- Ranks fourth in the league with 7.3 rebounds per game
- Has had four or more blocks nine times this season
- Became the 20th member of UCF's 1,000-Point Club with 13 points vs. Houston on Feb. 7, now totaling 1,118 in his four seasons
- The Knights are 18-1 when Fall scores in double figures this season
- Named the American Athletic Conference Player of the Week once (Mar. 4) and earned AAC Weekly Honor Roll accolades once (Feb. 25)
- Houston 3/2: Scored 13 points and had 10 rebounds for fifth double-double of the season
- SMU 2/24: Had a career game with 23 points and 20 rebounds, marking the first 20-20 game in UCF's Division I era and matching the UCF D1 era record for rebounds in a game
- Memphis 2/16: Had 15 points with seven rebounds and went 5-of-7 from the free throw line
- South Florida 2/13: Set a UCF record with 21 free throw attempts, scoring a season-high 21 points and grabbing nine rebounds
- Temple 1/2: Second straight double-double and third of the year with 16 points and 11 boards
- NKU 11/24: Had 20 points to go with nine rebounds
- Named to Myrtle Beach Invitational All-Tournament Team
- Fullerton 11/15: Scored 12 points and had 10 rebounds for first double-double of the season
- Named Preseason Second Team All-Conference by The American
- Also named to the Kareem Abdul-Jabbar Award Preseason Watch List

2017-18

- Shot .767 from the field (79-103), setting a new UCF single-season record.

2018-19 HIGHS

Points	23	SMU (2/24/19)
Rebounds	20	SMU (2/24/19)
Assists	2	3x, last Temple (1/2/19)
Steals	1	8x, last at #6 Houston (3/2/19)
Blocks	6	at Missouri (12/2/18)
FG made	11	SMU (2/24/19)
FG attempts	14	SMU (2/24/19)
3FG made	--	--
3FG attempts	--	--
FT made	9	South Florida (2/13/19)
FT attempts	21	South Florida (2/13/19)

CAREER HIGHS

Points	31	Miami (OH) (12/18/16)
Rebounds	20	SMU (2/24/19)
Assists	3	Md. ES (12/10/16)
Steals	2	Penn (12/12/16)
Blocks	6	3x, last at Missouri (12/2/18)
FG made	13	vs. Miss State (11/17/16)
FG attempts	17	vs. Miss State (11/17/16)
3FG made	-	--
3FG attempts	1	ECU (1/3/17)
FT made	9	2x, last S. Florida (2/13/19)
FT attempts	21	South Florida (2/13/19)

MISCELLANEOUS GAME STATS

Led team in scoring	21
Led team in rebounds	51
Led team in assists	--
Double Figure Points	56
Double Figure Rebounds	30
Double-Doubles	23
20-Point Games	8
30-Point Games	1
3+ Three Pointers	--
5+ Assists	--
3+ Steals	--
3+ Blocks	46

GAME-BY-GAME

Opponent	Date	gs	min	Total		3-Pointers		Free throws		Rebounds				pf	a	t/o	b/k	stl	pts	avg	
				fg	fga	pc	3fg	3fga	pc	ft	fta	pc	off								def
RIDER	11/06/	*	17	2-2	1.00	0-0	.00	0-2	.00	0	6	6	6.0	4	0	1	5	0	4	4.0	
FLA. ATLANTIC	11/11/	*	23	4-4	1.00	0-0	.00	1-4	.25	1	6	7	6.5	3	1	3	0	0	9	6.5	
vs Cal St. Fullerton	11/15/	*	20	5-7	.71	0-0	.00	2-4	.50	2	8	10	7.7	4	2	1	3	0	12	8.3	
vs Saint Joseph's	11/16/	*	21	6-8	.75	0-0	.00	0-0	.00	3	6	9	8.0	1	1	3	4	1	12	9.3	
vs Western Ky.	11/18/	*	25	6-8	.75	0-0	.00	1-9	.11	2	4	6	7.6	3	2	2	2	0	13	10.0	
NORTHERN KY.	11/24/	*	23	7-8	.87	0-0	.00	6-15	.40	3	6	9	7.8	3	0	1	1	0	20	11.7	
ALABAMA	11/29/	*	19	5-8	.62	0-0	.00	0-3	.00	2	0	2	7.0	4	0	2	4	0	10	11.4	
at Mizzou	12/02/	*	37	3-3	1.00	0-0	.00	0-3	.00	2	2	4	6.6	2	0	3	6	0	6	10.8	
GRAMBLING	12/08/	*	24	3-5	.60	0-0	.00	1-6	.16	0	8	8	6.8	2	0	2	5	0	7	10.3	
GA. SOUTHERN	12/11/	*	27	6-7	.85	0-0	.00	2-3	.66	3	1	4	6.5	3	0	2	4	0	14	10.7	
STETSON	12/16/	*	23	4-5	.80	0-0	.00	2-6	.33	2	4	6	6.5	1	0	0	5	0	10	10.6	
ILLINOIS ST.	12/21/	*	27	5-5	1.00	0-0	.00	1-4	.25	5	7	12	6.9	2	0	1	1	1	11	10.7	
TEMPLE	01/02/	*	31	7-9	.77	0-0	.00	2-6	.33	6	5	11	7.2	3	2	1	3	0	16	11.1	
at UConn	01/05/	*	28	1-1	1.00	0-0	.00	1-3	.33	0	5	5	7.1	4	1	4	2	1	3	10.5	
EAST CAROLINA	01/13/	*	30	4-5	.80	0-0	.00	2-4	.50	2	4	3	7.1	2	0	1	2	0	10	10.5	
at Wichita St.	01/16/	*	32	2-4	.50	0-0	.00	2-4	.50	2	5	7	7.1	0	0	0	2	1	6	10.2	
TULSA	01/19/	*	16	5-8	.62	0-0	.00	2-6	.33	4	2	6	7.0	5	0	1	0	0	12	10.3	
at Tulane	01/23/	*	20	2-6	.33	0-0	.00	0-2	.00	3	7	10	7.2	4	0	4	3	1	4	9.9	
at Memphis	01/27/	*	19	3-4	.75	0-0	.00	1-4	.25	2	4	6	7.1	3	1	3	2	0	7	9.8	
UCONN	01/31/	*	25	4-4	1.00	0-0	.00	1-2	.50	1	6	7	7.1	2	0	1	2	0	9	9.8	
HOUSTON	02/07/	*	19	5-6	.83	0-0	.00	3-7	.42	2	4	6	7.0	3	0	2	0	0	13	9.9	
at SMU	02/10/	*	26	4-5	.80	0-0	.00	2-2	1.00	0	3	3	6.9	1	0	2	2	1	10	9.9	
SOUTH FLA.	02/13/	*	26	6-9	.66	0-0	.00	9-21	.42	2	7	9	7.0	3	1	1	5	0	21	10.4	
MEMPHIS	02/16/	*	20	5-6	.83	0-0	.00	5-7	.71	3	4	7	7.0	4	0	2	0	1	15	10.6	
at Cincinnati	02/21/	*	34	3-3	1.00	0-0	.00	1-3	.33	1	3	4	6.8	3	1	3	5	0	7	10.4	
SMU	02/24/	*	26	11-14	.78	0-0	.00	1-3	.33	6	14	20	7.3	0	1	2	2	0	23	10.9	
at USF	02/27/	*	28	6-10	.60	0-0	.00	6-8	.75	3	2	5	7.3	4	1	3	0	0	18	11.2	
at Houston	3/2/19	*	32	6-9	.66	0-0	.00	1-5	.20	3	7	10	7.4	3	0	1	0	1	13	11.3	
CINCINNATI	03/07/	*	24	5-6	.83	0-0	.00	0-0	.00	5	1	6	7.3	3	1	1	3	0	10	11.2	
Totals			29	722	135-179	.75	0-0	.00	55-152	.36	72	140	212	7.3	79	15	53	73	8	325	11.2

Games played: 29
 Minutes/game: 24.9
 Points/game: 11.2
 FG Pct: 75.4
 FT Pct: 36.2

Rebounds/game: 7.3
 Assists/game: 0.5
 Turnovers/game: 1.8
 Assist/turnover ratio: 0.3
 Steals/game: 0.3
 Blocks/game: 2.5



COLLIN SMITH

6-11 | 245 | r-sophomore | forward
jacksonville, fla. | the bolles school



KNIGHT NOTES

2018-19

- Fourth on the team with 8.3 points per game
- Is third on the team with 5.3 rebounds per game
- After starting the year 13-of-30, has shot 48-of-67 (71.6%) from the free throw line since Dec. 2
- Houston 3/2: Had career day, scoring 21 points, while adding seven boards and three assists
- SMU 2/24: Had nine points and 10 rebounds
- SMU 2/10: Scored a season-high 18 points, dished out a career-high five assists and grabbed 10 boards for his third double-double of the season
- UConn 1/31: Had 11 points, three rebounds and two assists
- Tulane 1/23: Totaled 11 points with four boards, one block and a steal
- Tulsa 1/19: Scored 13 points and went 7-of-8 from the free throw line with three assists
- ECU 1/13: Finished with 12 points and tied for the team-lead with eight rebounds
- Temple 1/2: Scored 12 points with four rebounds and two steals in conference opener
- Ga. Southern 12/11: Had second double-double of the season with 11 points and 10 boards
- NKU 11/24: Had seven points and tied for the team lead with nine rebounds
- Rider 11/6: Recorded second career double-double with 14 points and a career high 13 rebounds

2017-18

- Sat out due to NCAA transfer rules

2016-17 at GW

- Started 17 of 34 games as a freshman at George Washington
- Ranked third on the team in rebounds with 4.4 per game
- Was second on the team in blocked shots with 29
- Scored in double figures in six games
- Recorded first career double-double with 12 points and a career-high 11 rebounds against Saint Joseph's (12/30)
- Scored career-high of 22 points on 8-of-13 shooting against South Florida (12/3)
- Also hit the game-winning three-pointer with 3.5 seconds left against the Bulls

2018-19 HIGHS

Points	21	at #6 Houston (3/2/19)
Rebounds	13	Rider (11/6/18)
Assists	5	at SMU (2/10/19)
Steals	3	at Memphis (1/27/19)
Blocks	1	7x, last at S. Florida (2/27/19)
FG made	8	at #6 Houston (3/2/19)
FG attempts	15	at #6 Houston (3/2/19)
3FG made	2	2x, last ECU (1/13/19)
3FG attempts	4	Ga. Southern (12/11/18)
FT made	7	Tulsa (1/19/19)
FT attempts	15	Rider (11/6/18)

CAREER HIGHS

Points	22	USF (12/3/16)
Rebounds	13	Rider (11/6/18)
Assists	5	at SMU (2/10/19)
Steals	4	USF (12/3/16)
Blocks	4	Penn State (11/26/16)
FG made	8	2x, last at #6 Houston (3/2/19)
FG attempts	15	at #6 Houston (3/2/19)
3FG made	2	4x, last ECU (1/13/19)
3FG attempts	4	Ga. Southern (12/11/18)
FT made	7	Tulsa (1/19/19)
FT attempts	15	Rider (11/6/18)

MISCELLANEOUS GAME STATS

Led team in scoring	2
Led team in rebounds	11
Led team in assists	--
Double Figure Points	18
Double Figure Rebounds	6
Double-Doubles	4
20-Point Games	2
30-Point Games	--
3+ Three Pointers	--
5+ Assists	1
3+ Steals	2
3+ Blocks	4

GAME-BY-GAME

Opponent	Date	qs	min	Total		3-Pointers		Free throws		Rebounds					pf	a	t/o	blk	stl	pts	avg
				fg-fga	pct	3fg-fga	pct	ft-fa	pct	off	def	tot	avg								
RIDER	11/06/	*	30	4-10	.40	0-1	.00	6-15	.40	6	7	13	13.0	3	3	1	1	0	14	14.0	
FLA. ATLANTIC	11/11/	*	21	2-5	.40	0-1	.00	0-2	.00	1	1	2	7.5	5	3	3	0	0	4	9.0	
vs Cal St. Fullerton	11/15/	*	27	4-11	.36	0-2	.00	4-7	.57	2	3	5	6.7	4	1	4	0	0	12	10.0	
vs Saint Joseph's	11/16/	*	15	1-3	.33	0-0	.00	0-0	.00	1	2	3	5.8	2	1	2	0	1	2	8.0	
vs Western Ky.	11/18/	*	17	1-3	.33	0-0	.00	0-0	.00	2	6	8	6.2	4	0	2	0	0	2	6.8	
NORTHERN KY.	11/24/	*	23	2-6	.33	1-1	1.00	2-4	.50	2	7	9	6.7	3	2	2	0	0	7	6.8	
ALABAMA	11/29/	*	19	0-2	.00	0-1	.00	1-2	.50	0	6	6	6.6	2	1	1	0	0	1	6.0	
at Mizou	12/02/	*	28	4-7	.57	0-1	.00	3-3	1.00	1	3	4	6.3	3	0	1	0	1	11	6.6	
GRAMBLING	12/08/	*	23	1-3	.33	0-0	.00	2-2	1.00	0	4	4	6.0	3	3	1	0	0	4	6.3	
GA. SOUTHERN	12/11/	*	19	4-8	.50	2-4	.50	1-3	.33	2	8	10	6.4	4	3	1	1	0	11	6.8	
STETSON	12/16/	*	19	2-3	.66	0-0	.00	4-4	1.00	0	3	3	6.1	3	3	2	0	0	8	6.9	
ILLINOIS ST.	12/21/	*	23	5-10	.50	0-1	.00	2-3	.66	2	2	4	5.9	3	0	3	1	1	12	7.3	
TEMPLE	01/02/	*	24	5-8	.62	0-1	.00	2-2	1.00	0	4	4	5.8	3	1	1	0	2	12	7.7	
at UConn	01/05/	*	18	1-2	.50	0-1	.00	1-1	1.00	0	2	2	5.5	2	1	2	0	1	3	7.4	
EAST CAROLINA	01/13/	*	21	5-7	.71	2-3	.66	0-0	.00	1	7	8	5.7	5	1	2	0	1	12	7.7	
at Wichita St.	01/16/	*	20	3-8	.37	1-3	.33	0-0	.00	2	3	5	5.6	4	2	1	1	0	7	7.6	
TULSA	01/19/	*	26	3-9	.33	0-2	.00	7-8	.87	1	3	4	5.5	1	3	3	0	1	13	7.9	
at Tulane	01/23/	*	27	4-9	.44	0-2	.00	3-6	.50	1	3	4	5.4	3	0	0	1	1	11	8.1	
at Memphis	01/27/	*	25	4-8	.50	0-1	.00	0-0	.00	2	1	3	5.3	3	2	2	0	3	8	8.1	
UCONN	01/31/	*	22	3-5	.60	0-0	.00	5-8	.62	0	3	3	5.2	5	2	2	0	1	11	8.3	
HOUSTON	02/07/	*	11	0-1	.00	0-0	.00	0-0	.00	1	0	1	5.0	3	0	3	0	0	0	7.9	
at SMU	02/10/	*	30	7-11	.63	0-1	.00	4-4	1.00	3	7	10	5.2	3	5	1	0	1	18	8.3	
SOUTH FLA.	02/13/	*	23	3-5	.60	0-0	.00	3-3	1.00	2	3	5	5.2	5	1	3	1	1	9	8.3	
MEMPHIS	02/16/	*	11	2-6	.33	0-1	.00	0-1	.00	1	1	2	5.1	3	0	0	0	0	4	8.2	
at Cincinnati	02/21/	*	29	2-4	.50	0-0	.00	1-1	1.00	2	3	5	5.1	2	0	3	0	0	5	8.0	
SMU	02/24/	*	28	3-8	.37	0-0	.00	3-5	.60	2	8	10	5.3	2	3	0	0	0	9	8.1	
at USF	02/27/	*	19	1-1	1.00	0-0	.00	1-4	.25	0	4	4	5.2	5	1	2	1	1	3	7.9	
at Houston	3/2/19	*	32	8-15	.53	1-2	.50	4-5	.80	2	5	7	5.3	2	3	1	0	0	21	8.4	
CINCINNATI	03/07/	*	22	2-8	.25	0-0	.00	2-4	.50	2	5	7	5.3	4	1	5	1	0	6	8.3	
Totals			28	652	86-186	.46	7-29	.24	61-97	.62	41	114	155	5.3	94	46	54	8	16	240	8.3

Games played: 29	Rebounds/game: 5.3
Minutes/game: 22.5	Assists/game: 1.6
Points/game: 8.3	Turnovers/game: 1.9
FG Pct: 46.2	Assist/turnover ratio: 0.9
3FG Pct: 24.1	Steals/game: 0.6
FT Pct: 62.9	Blocks/game: 0.3



OVERALL STATISTICS

**Orlando's Hometown Team Statistics
UCF Combined Team Statistics (as of Mar 07, 2019)
All games**

RECORD:	OVERALL	HOME	AWAY	NEUTRAL
ALL GAMES	23-6	15-2	5-4	3-0
CONFERENCE	13-4	8-1	5-3	0-0
NON-CONFERENCE	10-2	7-1	0-1	3-0

#	Player	gp-gs	min	avg	Total		3-Point		F-Throw		Rebounds				pf	dq	a	to	blk	stl	pts	avg			
					fg-fga	fg%	3fg-fga	3fg%	ft-fa	ft%	off	def	tot	avg											
01	Taylor,B.J.	29-29	988	34.1	128-322	.39	56-149	.37	167-215	.77	11	54	65	2.2	42	0	97	48	0	24	479	16.5			
15	Dawkins,Aubrey	29-29	951	32.8	150-328	.45	60-155	.38	67-83	.80	25	117	142	4.9	71	2	38	44	10	29	427	14.7			
24	Fall,Tacko	29-29	722	24.9	135-179	.75	0-0	.00	55-152	.36	72	140	212	7.3	79	1	15	53	73	8	325	11.2			
35	Smith,Collin	29-28	652	22.5	86-186	.46	7-29	.24	61-97	.62	41	114	155	5.3	94	5	46	54	8	16	240	8.3			
02	Allen,Terrell	29-29	876	30.2	69-156	.44	24-57	.42	42-58	.72	7	85	92	3.2	68	0	124	46	0	40	204	7.0			
21	Brown,Chad	29-1	528	18.2	54-100	.54	0-1	.00	34-62	.54	44	113	157	5.4	47	1	12	18	31	10	142	4.9			
10	Griffin,Dayon	24-0	404	16.8	37-103	.35	20-73	.27	16-25	.64	7	40	47	2.0	28	0	24	16	6	16	110	4.6			
04	DeJesus,Ceasar	25-0	300	12.0	33-68	.48	5-17	.29	20-27	.74	4	19	23	0.9	19	0	19	21	3	7	91	3.6			
20	Bertz,Frank	29-0	315	10.9	29-82	.35	22-62	.35	6-7	.85	15	25	40	1.4	27	0	13	11	2	16	86	3.0			
12	Grant,Xavier	6-0	13	2.2	2-3	.66	1-2	.50	2-2	1.000	0	2	2	0.3	0	0	0	2	0	0	7	1.2			
22	McSpadden,Chanc	7-0	49	7.0	2-7	.28	1-4	.25	1-6	.16	3	10	13	1.9	5	0	3	3	0	1	6	0.9			
25	Anders,Ryan	6-0	13	2.2	1-7	.14	0-2	.00	0-0	.00	1	2	3	0.5	1	0	1	0	0	0	2	0.3			
13	Renaud,Levy	6-0	13	2.2	0-3	.00	0-0	.00	0-0	.00	0	0	0	0.0	4	0	0	1	0	0	0	0.0			
Team											55	65	120												15
Total.....		29	5824	726-154		.47	196-551	.35	471-734	.64	285	786	107	36.9	485	9	392	332	133	167	211	73.1			
Opponents.....		29	5821	666-170		.39	204-648	.31	311-487	.63	333	672	100	34.7	636	-	359	356	82	157	184	63.7			

TEAM STATISTICS	UCF	OPP	Date	Opponent	Score	Att.
SCORING	2119	1847	11/06/18	RIDER	w 84-70	4870
Points per game	73.1	63.7	11/11/18	FLA. ATLANTIC	L 79-80	4304
Scoring margin	+9.4	-	11/15/18	vs Cal St. Fullerton	w 68-52	1317
FIELD GOALS-ATT	726-1544	666-1701	11/16/18	vs Saint Joseph's	w 77-57	1050
Field goal pct	.470	.392	11/18/18	vs Western Ky.	w 78-62	3018
3 POINT FG-ATT	196-551	204-648	11/24/18	NORTHERN KY.	w 66-53	3374
3-point FG pct	.356	.315	11/29/18	ALABAMA	w 70-64	4449
3-pt FG made per gam	6.8	7.0	12/02/18	at Mizzou	Lot 62-64	10067
FREE THROWS-ATT	471-734	311-487	12/08/18	GRAMBLING	w 70-45	3798
Free throw pct	.642	.639	12/11/18	GA. SOUTHERN	w 95-88	3632
F-Throws made per ga	16.2	10.7	12/16/18	STETSON	w 90-65	3660
REBOUNDS	1071	1005	12/21/18	ILLINOIS ST.	w 77-56	3885
Rebounds per game	36.9	34.7	* 01/02/19	TEMPLE	w 78-73	3884
Rebounding margin	+2.3	-	* 01/05/19	at UConn	w 65-53	10541
ASSISTS	392	359	* 01/13/19	EAST CAROLINA	w 76-65	4692
Assists per game	13.5	12.4	* 01/16/19	at Wichita St.	L 67-75	0
TURNOVERS	332	356	* 01/19/19	TULSA	w 64-62	4155
Turnovers per game	11.4	12.3	* 01/23/19	at Tulane	w 75-50	1308
Turnover margin	+0.8	-	* 01/27/19	at Memphis	L 57-77	17046
Assist/turnover ratio	1.2	1.0	* 01/31/19	UCONN	w 73-67	5016
STEALS	167	157	* 02/07/19	HOUSTON	L 68-77	6292
Steals per game	5.8	5.4	* 02/10/19	at SMU	w 71-65	5989
BLOCKS	133	82	* 02/13/19	SOUTH FLA.	w 78-65	4719
Blocks per game	4.6	2.8	* 02/16/19	MEMPHIS	w 79-72	5458
ATTENDANCE	80307	76983	* 02/21/19	at Cincinnati	L 55-60	12377
Home games-Avg/Gam	17-4724	9-7955	* 02/24/19	SMU	w 95-48	4978
Neutral site-Avg/Game	-	3-1795	* 02/27/19	at USF	w 75-63	7231
			* 3/2/19	at Houston	w 69-64	7039
			* 03/07/19	CINCINNATI	w 58-55	9141

Score by Periods	1st	2nd	OT	Totals
UCF	980	1134	5	2119
Opponents	810	1030	7	1847

* = Conference game



CONFERENCE STATISTICS

**Orlando's Hometown Team Statistics
UCF Combined Team Statistics (as of Mar 07, 2019)
Conference games**

RECORD:	OVERALL	HOME	AWAY	NEUTRAL
ALL GAMES	13-4	8-1	5-3	0-0
CONFERENCE	13-4	8-1	5-3	0-0
NON-CONFERENCE	0-0	0-0	0-0	0-0

##	Player	gp-gs	min	avg	Total		3-Point		F-Throw		Rebounds				pf	dq	a	to	blk	stl	pts	avg			
					fg-fga	fg%	3fg-fga	3fg%	ft-fta	ft%	off	def	tot	avg											
01	Taylor,B.J.	17-17	584	34.4	72-185	.38	32-88	.36	93-124	.75	5	30	35	2.1	26	0	64	31	0	13	269	15.8			
15	Dawkins,Aubrey	17-17	552	32.5	87-188	.46	35-86	.40	31-41	.75	12	58	70	4.1	44	2	23	23	5	16	240	14.1			
24	Fall,Tacko	17-17	436	25.6	79-109	.72	0-0	.00	39-93	.41	47	82	129	7.6	47	1	9	32	33	6	197	11.6			
35	Smith,Collin	17-17	388	22.8	56-115	.48	4-17	.23	36-52	.69	22	62	84	4.9	55	4	26	31	5	13	152	8.9			
02	Allen,Terrell	17-17	504	29.6	33-83	.39	10-30	.33	27-34	.79	4	48	52	3.1	40	0	68	32	0	27	103	6.1			
10	Griffin,Dayon	17-0	316	18.6	29-79	.36	16-56	.28	15-23	.65	6	34	40	2.4	24	0	17	14	5	14	89	5.2			
21	Brown,Chad	17-0	300	17.6	29-55	.52	0-0	.00	22-39	.56	28	66	94	5.5	29	0	4	10	14	5	80	4.7			
04	DeJesus,Ceasar	14-0	128	9.1	12-26	.46	1-5	.20	6-11	.54	0	5	5	0.4	9	0	4	12	2	3	31	2.2			
20	Bertz,Frank	17-0	172	10.1	12-37	.32	10-30	.33	2-2	1.000	6	7	13	0.8	13	0	6	6	2	7	36	2.1			
12	Grant,Xavier	3-0	7	2.3	1-2	.50	0-1	.00	2-2	1.000	0	1	1	0.3	0	0	0	2	0	0	4	1.3			
25	Anders,Ryan	3-0	7	2.3	1-5	.20	0-1	.00	0-0	.00	1	1	2	0.7	1	0	1	0	0	0	2	0.7			
13	Renaud,Levy	3-0	6	2.0	0-1	.00	0-0	.00	0-0	.00	0	0	0	0.0	2	0	0	0	0	0	0	0.0			
Team											27	33	60												8
Total.....		17	3400		411-885	.46	108-314	.34	273-421	.64	158	427	585	34.4	290	7	222	201	66	104	120	70.8			
Opponents.....		17	3400		386-964	.40	118-373	.31	201-292	.68	187	392	579	34.1	362	-	209	213	53	97	109	64.2			

TEAM STATISTICS	UCF	OPP	Date	Opponent	Score	Att.
SCORING	1203	1091	* 01/02/19	TEMPLE	w 78-73	3884
Points per game	70.8	64.2	* 01/05/19	at UConn	w 65-53	10541
Scoring margin	+6.6	-	* 01/13/19	EAST CAROLINA	w 76-65	4692
FIELD GOALS-ATT	411-885	386-964	* 01/16/19	at Wichita St.	L 67-75	0
Field goal pct	.464	.400	* 01/19/19	TULSA	w 64-62	4155
3 POINT FG-ATT	108-314	118-373	* 01/23/19	at Tulane	w 75-50	1308
3-point FG pct	.344	.316	* 01/27/19	at Memphis	L 57-77	17046
3-pt FG made per gam	6.4	6.9	* 01/31/19	UCONN	w 73-67	5016
FREE THROWS-ATT	273-421	201-292	* 02/07/19	HOUSTON	L 68-77	6292
Free throw pct	.648	.688	* 02/10/19	at SMU	w 71-65	5989
F-Throws made per ga	16.1	11.8	* 02/13/19	SOUTH FLA.	w 78-65	4719
REBOUNDS	585	579	* 02/16/19	MEMPHIS	w 79-72	5458
Rebounds per game	34.4	34.1	* 02/21/19	at Cincinnati	L 55-60	12377
Rebounding margin	+0.4	-	* 02/24/19	SMU	w 95-48	4978
ASSISTS	222	209	* 02/27/19	at USF	w 75-63	7231
Assists per game	13.1	12.3	* 3/2/19	at Houston	w 69-64	7039
TURNOVERS	201	213	* 03/07/19	CINCINNATI	w 58-55	9141
Turnovers per game	11.8	12.5	* = Conference game			
Turnover margin	+0.7	-				
Assist/turnover ratio	1.1	1.0				
STEALS	104	97				
Steals per game	6.1	5.7				
BLOCKS	66	53				
Blocks per game	3.9	3.1				
ATTENDANCE	48335	61531				
Home games-Avg/Gam	9-5371	8-7691				
Neutral site-Avg/Game	-	0-0				

Score by Periods	1st	2nd	Totals
UCF	551	652	1203
Opponents	485	606	1091



GAME-BY-GAME STATISTICS

**Orlando's Hometown Team Statistics
UCF Team Game-by-Game (as of Mar 07, 2019)
All games**

TEAM STATISTICS

Opponent	Date	Score	W/L	Total		3-Pointers		Free throws		Rebounds				pf	a	t/o	blk	stl	pts	avg
				fg-fga	pct	3fg-fga	pct	ft-fa	pct	off	def	tot	avg							
RIDER	11/06/	84-70	W	27-59	.45	5-22	.22	25-45	.55	12	35	47	47.0	22	14	11	10	5	84	84.0
FLA. ATLANTIC	11/11/	79-80	L	28-56	.50	6-20	.30	17-26	.65	12	26	38	42.5	19	14	13	2	5	79	81.5
vs Cal St. Fullerton	11/15/	68-52	W	26-60	.43	4-15	.26	12-19	.63	13	32	45	43.3	17	12	11	5	7	68	77.0
vs Saint Joseph's	11/16/	77-57	W	32-58	.55	10-21	.47	3-4	.75	11	29	40	42.5	13	14	13	4	8	77	77.0
vs Western Ky.	11/18/	78-62	W	28-55	.50	10-20	.50	12-24	.50	11	25	36	41.2	17	20	11	3	7	78	77.2
NORTHERN KY.	11/24/	66-53	W	22-50	.44	5-14	.35	17-36	.47	10	41	51	42.8	17	14	9	5	1	66	75.3
ALABAMA	11/29/	70-64	W	21-45	.46	5-15	.33	23-36	.63	4	25	29	40.9	14	12	9	6	5	70	74.6
at Mizzou	12/02/	62-64	Lot	19-40	.47	6-20	.30	18-23	.78	7	25	32	39.8	18	9	15	8	5	62	73.0
GRAMBLING	12/08/	70-45	W	20-49	.40	8-17	.47	22-31	.71	13	34	47	40.6	15	11	14	7	6	70	72.7
GA. SOUTHERN	12/11/	95-88	W	33-66	.50	12-27	.44	17-23	.73	12	27	39	40.4	14	18	11	5	1	95	74.9
STETSON	12/16/	90-65	W	29-62	.46	10-28	.35	22-31	.71	11	36	47	41.0	15	18	6	7	4	90	76.3
ILLINOIS ST.	12/21/	77-56	W	30-59	.50	7-18	.38	10-15	.66	11	24	35	40.5	14	14	8	5	9	77	76.3
TEMPLE	01/02/	78-73	W	29-48	.60	4-11	.36	16-28	.57	8	23	31	39.8	15	17	14	3	4	78	76.5
at UConn	01/05/	65-53	W	20-35	.57	5-11	.45	20-29	.69	0	23	23	38.6	12	11	16	3	12	65	75.6
EAST CAROLINA	01/13/	76-65	W	24-58	.41	6-25	.24	22-41	.53	16	29	45	39.0	19	13	11	3	11	76	75.7
at Wichita St.	01/16/	67-75	L	22-52	.42	9-20	.45	14-20	.70	6	16	22	37.9	19	10	8	3	5	67	75.1
TULSA	01/19/	64-62	W	19-51	.37	4-20	.20	22-31	.71	9	28	37	37.9	21	13	12	2	5	64	74.5
at Tulane	01/23/	75-50	W	31-71	.43	8-28	.28	5-10	.50	15	27	42	38.1	17	9	11	4	12	75	74.5
at Memphis	01/27/	57-77	L	22-58	.37	6-26	.23	7-14	.50	12	16	28	37.6	17	12	15	7	9	57	73.6
UCONN	01/31/	73-67	W	22-45	.48	4-11	.36	25-36	.69	8	22	30	37.2	15	11	12	3	7	73	73.6
HOUSTON	02/07/	68-77	L	23-54	.42	8-24	.33	14-27	.51	8	26	34	37.0	23	12	11	5	4	68	73.3
at SMU	02/10/	71-65	W	26-50	.52	7-16	.43	12-13	.92	5	27	32	36.8	12	16	13	4	5	71	73.2
SOUTH FLA.	02/13/	78-65	W	24-44	.54	5-11	.45	25-44	.56	11	26	37	36.8	22	16	10	7	5	78	73.4
MEMPHIS	02/16/	79-72	W	24-58	.41	6-19	.31	25-30	.83	9	29	38	36.9	20	14	10	5	7	79	73.6
at Cincinnati	02/21/	55-60	L	21-45	.46	9-20	.45	4-7	.57	7	17	24	36.4	11	11	17	5	4	55	72.9
SMU	02/24/	95-48	W	34-69	.49	11-26	.42	16-25	.64	14	44	58	37.2	16	17	6	2	2	95	73.7
at USF	02/27/	75-63	W	25-45	.55	5-12	.41	20-29	.69	8	21	29	36.9	20	19	12	3	6	75	73.8
at Houston	3/2/19	69-64	W	23-49	.46	5-16	.31	18-24	.75	7	28	35	36.8	18	14	9	0	5	69	73.6
CINCINNATI	03/07/	58-55	W	22-53	.41	6-18	.33	8-13	.61	15	25	40	36.9	13	7	14	7	1	58	73.1
UCF		2119		726-1544	.470	196-551	.356	471-734	.642	285	786	1071	36.9	485	392	332	133	167	2119	73.1
Opponents		1847		666-1701	.392	204-648	.315	311-487	.639	333	672	1005	34.7	636	359	356	82	157	1847	63.7

Games played: 29
Points/game: 73.1
FG Pct: 47.0
3FG Pct: 35.6
FT Pct: 64.2

Rebounds/game: 36.9
Assists/game: 13.5
Turnovers/game: 11.4
Assist/turnover ratio: 1.2
Steals/game: 5.8
Blocks/game: 4.6



OPPONENT GAME-BY-GAME STATISTICS

**Orlando's Hometown Team Statistics
UCF Opponent Game-by-Game (as of Mar 07, 2019)
All games**

OPPONENT STATISTICS

Opponent	Date	Score	Total		3-Pointers		Free throws		Rebounds				pf	a	t/o	blk	stl	pts	avg
			fg-fga	pct	3fg-fga	pct	ft-fa	pct	off	def	tot	avg							
RIDER	11/06/	84-70 W	27-69	.39	7-17	.41	9-24	.37	16	31	47	47.0	32	15	17	1	6	70	70.0
FLA. ATLANTIC	11/11/	79-80 L	28-67	.41	12-34	.35	12-18	.66	17	23	40	43.5	27	14	13	1	6	80	75.0
vs Cal St. Fullerton	11/15/	68-52 W	19-55	.34	4-17	.23	10-18	.55	8	25	33	40.0	20	12	12	4	6	52	67.3
vs Saint Joseph's	11/16/	77-57 W	21-55	.38	9-25	.36	6-13	.46	10	15	25	36.2	9	12	11	3	6	57	64.8
vs Western Ky.	11/18/	78-62 W	22-55	.40	4-12	.33	14-21	.66	11	23	34	35.8	24	15	15	4	7	62	64.2
NORTHERN KY.	11/24/	66-53 W	19-59	.32	8-31	.25	7-17	.41	7	28	35	35.7	28	14	6	3	2	53	62.3
ALABAMA	11/29/	70-64 W	25-66	.37	5-24	.20	9-14	.64	19	27	46	37.1	24	14	14	5	3	64	62.6
at Mizzou	12/02/	62-64 Lot	23-63	.36	12-29	.41	6-11	.54	17	16	33	36.6	21	7	10	0	6	64	62.8
GRAMBLING	12/08/	70-45 W	17-58	.29	3-16	.18	8-18	.44	12	21	33	36.2	27	6	12	3	5	45	60.8
GA. SOUTHERN	12/11/	95-88 W	37-68	.54	7-16	.43	7-12	.58	6	24	30	35.6	19	17	9	3	7	88	63.5
STETSON	12/16/	90-65 W	23-69	.33	7-26	.26	12-16	.75	12	25	37	35.7	24	10	8	1	6	65	63.6
ILLINOIS ST.	12/21/	77-56 W	19-53	.35	8-28	.28	10-13	.76	11	22	33	35.5	19	14	16	1	0	56	63.0
TEMPLE	01/02/	78-73 W	24-53	.45	13-27	.48	12-15	.80	7	16	23	34.5	21	19	14	3	12	73	63.8
at UConn	01/05/	65-53 W	19-59	.32	6-20	.30	9-11	.81	17	20	37	34.7	24	9	18	0	5	53	63.0
EAST CAROLINA	01/13/	76-65 W	23-58	.39	5-19	.26	14-24	.58	10	28	38	34.9	31	12	14	0	5	65	63.1
at Wichita St.	01/16/	67-75 L	27-52	.51	4-15	.26	17-18	.94	8	27	35	34.9	20	13	11	5	2	75	63.9
TULSA	01/19/	64-62 W	19-47	.40	7-19	.36	17-23	.73	4	30	34	34.9	29	13	13	3	8	62	63.8
at Tulane	01/23/	75-50 W	18-54	.33	3-12	.25	11-16	.68	10	28	38	35.1	10	9	19	7	7	50	63.0
at Memphis	01/27/	57-77 L	29-65	.44	8-24	.33	11-14	.78	21	25	46	35.6	15	16	17	6	7	77	63.7
UCONN	01/31/	73-67 W	24-54	.44	9-22	.40	10-13	.76	9	21	30	35.3	24	12	14	3	4	67	63.9
HOUSTON	02/07/	68-77 L	25-57	.43	7-27	.25	20-28	.71	11	32	43	35.7	23	13	10	3	7	77	64.5
at SMU	02/10/	71-65 W	25-63	.39	10-37	.27	5-10	.50	12	19	31	35.5	14	16	8	6	7	65	64.5
SOUTH FLA.	02/13/	78-65 W	21-57	.36	9-24	.37	14-27	.51	15	19	34	35.4	31	12	10	2	6	65	64.6
MEMPHIS	02/16/	79-72 W	27-61	.44	5-20	.25	13-16	.81	8	28	36	35.5	26	12	14	4	5	72	64.9
at Cincinnati	02/21/	55-60 L	21-52	.40	7-14	.50	11-12	.91	11	17	28	35.2	13	13	14	4	3	60	64.7
SMU	02/24/	95-48 W	17-69	.24	7-32	.21	7-11	.63	9	26	35	35.2	21	6	4	2	3	48	64.0
at USF	02/27/	75-63 W	21-46	.45	6-25	.24	15-24	.62	9	16	25	34.8	25	16	15	2	4	63	64.0
at Houston	3/2/19	69-64 W	23-55	.41	6-18	.33	12-24	.50	11	22	33	34.7	19	7	8	1	6	64	64.0
CINCINNATI	03/07/	58-55 W	23-62	.37	6-18	.33	3-6	.50	15	18	33	34.7	16	11	10	2	6	55	63.7
Opponents		1847	666-1701	.392	204-648	.315	311-487	.639	333	672	1005	34.7	636	359	356	82	157	1847	63.7
UCF		2119	726-1544	.470	196-551	.356	471-734	.642	285	786	1071	36.9	485	392	332	133	167	2119	73.1

Games played: 29
Points/game: 63.7
FG Pct: 39.2
3FG Pct: 31.5
FT Pct: 63.9

Rebounds/game: 34.7
Assists/game: 12.4
Turnovers/game: 12.3
Assist/turnover ratio: 1.0
Steals/game: 5.4
Blocks/game: 2.8



CATEGORY LEADERS

**Orlando's Hometown Team Statistics
UCF Category Leaders (as of Mar 07, 2019)
All games**

Points	G	Pts	Pts/G	Scoring Average	G	Pts	Avg/G
Taylor,B.J.	29	479	16.5	Taylor,B.J.	29	479	16.5
Dawkins,Aubrey	29	427	14.7	Dawkins,Aubrey	29	427	14.7
Fall,Tacko	29	325	11.2	Fall,Tacko	29	325	11.2
Smith,Collin	29	240	8.3	Smith,Collin	29	240	8.3
Allen,Terrell	29	204	7.0	Allen,Terrell	29	204	7.0
Brown,Chad	29	142	4.9	Brown,Chad	29	142	4.9
Griffin,Dayon	24	110	4.6	Griffin,Dayon	24	110	4.6
DeJesus,Ceasar	25	91	3.6	DeJesus,Ceasar	25	91	3.6
Bertz,Frank	29	86	3.0	Bertz,Frank	29	86	3.0
Grant,Xavier	6	7	1.2	Grant,Xavier	6	7	1.2
McSpadden,Chance	7	6	0.9	McSpadden,Chance	7	6	0.9
Anders,Ryan	6	2	0.3	Anders,Ryan	6	2	0.3

FG Percentage	FG	Att	Pct	Field Goal Attempts	G	Att	Att/G
Fall,Tacko	135	179	.754	Dawkins,Aubrey	29	328	11.3
Grant,Xavier	2	3	.667	Taylor,B.J.	29	322	11.1
Brown,Chad	54	100	.540	Smith,Collin	29	186	6.4
DeJesus,Ceasar	33	68	.485	Fall,Tacko	29	179	6.2
Smith,Collin	86	186	.462	Allen,Terrell	29	156	5.4
Dawkins,Aubrey	150	328	.457	Field Goals Made	G	Made	Made/G
Allen,Terrell	69	156	.442	Dawkins,Aubrey	29	150	5.2
Taylor,B.J.	128	322	.398	Fall,Tacko	29	135	4.7
Griffin,Dayon	37	103	.359	Taylor,B.J.	29	128	4.4
Bertz,Frank	29	82	.354	Smith,Collin	29	86	3.0
McSpadden,Chance	2	7	.286	Allen,Terrell	29	69	2.4
Anders,Ryan	1	7	.143	3-Point FG Attempts	G	Att	Att/G

3-Point Percentage	3FG	Att	Pct	3-Point FG Made	G	Made	Made/G
Grant,Xavier	1	2	.500	Dawkins,Aubrey	29	155	5.3
Allen,Terrell	24	57	.421	Taylor,B.J.	29	149	5.1
Dawkins,Aubrey	60	155	.387	Griffin,Dayon	24	73	3.0
Taylor,B.J.	56	149	.376	Bertz,Frank	29	62	2.1
Bertz,Frank	22	62	.355	Allen,Terrell	29	57	2.0
DeJesus,Ceasar	5	17	.294	3-Point FG Made	G	Made	Made/G
Griffin,Dayon	20	73	.274	Dawkins,Aubrey	29	60	2.1
McSpadden,Chance	1	4	.250	Taylor,B.J.	29	56	1.9
Smith,Collin	7	29	.241	Allen,Terrell	29	24	0.8
Brown,Chad	0	1	.000	Bertz,Frank	29	22	0.8
Anders,Ryan	0	2	.000	Griffin,Dayon	24	20	0.8

Free Throw Percent	FG	Att	Pct	Free Throw Attempts	G	Att	Att/G
Grant,Xavier	2	2	1.000	Taylor,B.J.	29	215	7.4
Bertz,Frank	6	7	.857	Fall,Tacko	29	152	5.2
Dawkins,Aubrey	67	83	.807	Smith,Collin	29	97	3.3
Taylor,B.J.	167	215	.777	Dawkins,Aubrey	29	83	2.9
DeJesus,Ceasar	20	27	.741	Brown,Chad	29	62	2.1
Allen,Terrell	42	58	.724	Free Throws Made	G	Made	Made/G
Griffin,Dayon	16	25	.640	Taylor,B.J.	29	167	5.8
Smith,Collin	61	97	.629	Dawkins,Aubrey	29	67	2.3
Brown,Chad	34	62	.548	Smith,Collin	29	61	2.1
Fall,Tacko	55	152	.362	Fall,Tacko	29	55	1.9
McSpadden,Chance	1	6	.167	Allen,Terrell	29	42	1.4



CATEGORY LEADERS

**Orlando's Hometown Team Statistics
UCF Category Leaders (as of Mar 07, 2019)
All games**

Rebounds	G	Reb	Reb/G
Fall, Tacko	29	212	7.3
Brown, Chad	29	157	5.4
Smith, Collin	29	155	5.3
Dawkins, Aubrey	29	142	4.9
Allen, Terrell	29	92	3.2

Assists	G	No.	Ast/G
Allen, Terrell	29	124	4.3
Taylor, B.J.	29	97	3.3
Smith, Collin	29	46	1.6
Dawkins, Aubrey	29	38	1.3
Griffin, Dayon	24	24	1.0

Rebound Average	G	Reb	Avg/G
Fall, Tacko	29	212	7.3
Brown, Chad	29	157	5.4
Smith, Collin	29	155	5.3
Dawkins, Aubrey	29	142	4.9
Allen, Terrell	29	92	3.2

Steals	G	No.	Stl/G
Allen, Terrell	29	40	1.4
Dawkins, Aubrey	29	29	1.0
Taylor, B.J.	29	24	0.8
Griffin, Dayon	24	16	0.7
Smith, Collin	29	16	0.6
Bertz, Frank	29	16	0.6

Offensive Rebounds	G	No.	Avg/G
Fall, Tacko	29	72	2.5
Brown, Chad	29	44	1.5
Smith, Collin	29	41	1.4
Dawkins, Aubrey	29	25	0.9
Bertz, Frank	29	15	0.5

Blocked Shots	G	No.	Blk/G
Fall, Tacko	29	73	2.5
Brown, Chad	29	31	1.1
Dawkins, Aubrey	29	10	0.3
Smith, Collin	29	8	0.3
Griffin, Dayon	24	6	0.3

Defensive Rebounds	G	No.	Avg/G
Fall, Tacko	29	140	4.8
Dawkins, Aubrey	29	117	4.0
Smith, Collin	29	114	3.9
Brown, Chad	29	113	3.9
Allen, Terrell	29	85	2.9

Minutes	G	No.	Min/G
Taylor, B.J.	29	988	34.1
Dawkins, Aubrey	29	951	32.8
Allen, Terrell	29	876	30.2
Fall, Tacko	29	722	24.9
Smith, Collin	29	652	22.5

Fouls	G	No.	Per/G
Smith, Collin	29	94	3.2
Fall, Tacko	29	79	2.7
Dawkins, Aubrey	29	71	2.4
Allen, Terrell	29	68	2.3
Brown, Chad	29	47	1.6

Turnovers	G	No.	TO/G
Smith, Collin	29	54	1.9
Fall, Tacko	29	53	1.8
Taylor, B.J.	29	48	1.7
Allen, Terrell	29	46	1.6
Dawkins, Aubrey	29	44	1.5

Foulsouts	G	No.
Smith, Collin	29	5
Dawkins, Aubrey	29	2
Brown, Chad	29	1
Fall, Tacko	29	1



UCF TEAM HIGHS

**Orlando's Hometown Team Statistics
UCF Team High/Low Analysis (as of Mar 07, 2019)
All games**

UCF - TEAM GAME HIGHS

POINTS	95	SMU (02/24/19)
	95	GA. SOUTHERN (12/11/18)
	90	STETSON (12/16/18)
	84	RIDER (11/06/18)
	79	MEMPHIS (02/16/19)
	79	FLA. ATLANTIC (11/11/18)
FIELD GOALS MADE	34	SMU (02/24/19)
	33	GA. SOUTHERN (12/11/18)
FIELD GOAL ATTEMPTS	71	at Tulane (01/23/19)
	69	SMU (02/24/19)
FIELD GOAL PERCENTAGE	.604 (29-48)	TEMPLE (01/02/19)
	.571 (20-35)	at UConn (01/05/19)
3 PT FIELD GOALS MADE	12	GA. SOUTHERN (12/11/18)
	11	SMU (02/24/19)
3 PT FG ATTEMPTS	28	at Tulane (01/23/19)
	28	STETSON (12/16/18)
3 PT FG PERCENTAGE	.500 (10-20)	vs Western Ky. (11/18/18)
	.476 (10-21)	vs Saint Joseph's (11/16/18)
FREE THROWS MADE	25	MEMPHIS (02/16/19)
	25	SOUTH FLA. (02/13/19)
	25	UCONN (01/31/19)
	25	RIDER (11/06/18)
FREE THROW ATTEMPTS	45	RIDER (11/06/18)
	44	SOUTH FLA. (02/13/19)
FREE THROW PERCENTAGE	.923 (12-13)	at SMU (02/10/19)
	.833 (25-30)	MEMPHIS (02/16/19)
REBOUNDS	58	SMU (02/24/19)
	51	NORTHERN KY. (11/24/18)
ASSISTS	20	vs Western Ky. (11/18/18)
	19	at USF (02/27/19)
STEALS	12	at Tulane (01/23/19)
	12	at UConn (01/05/19)
BLOCKED SHOTS	10	RIDER (11/06/18)
	8	at Mizzou (12/02/18)
TURNOVERS	17	at Cincinnati (02/21/19)
	16	at UConn (01/05/19)
FOULS	23	HOUSTON (02/07/19)
	22	SOUTH FLA. (02/13/19)
	22	RIDER (11/06/18)



OPPONENT TEAM HIGHS

**Orlando's Hometown Team Statistics
UCF High/Low Analysis (as of Mar 07, 2019)
All games**

Opponent - GAME HIGHS

POINTS	88	GA. SOUTHERN (12/11/18)
	80	FLA. ATLANTIC (11/11/18)
	77	HOUSTON (02/07/19)
	77	at Memphis (01/27/19)
	75	at Wichita St. (01/16/19)
FIELD GOALS MADE	37	GA. SOUTHERN (12/11/18)
	29	at Memphis (01/27/19)
FIELD GOAL ATTEMPTS	69	SMU (02/24/19)
	69	STETSON (12/16/18)
	69	RIDER (11/06/18)
FIELD GOAL PERCENTAGE	.544 (37-68)	GA. SOUTHERN (12/11/18)
	.519 (27-52)	at Wichita St. (01/16/19)
3 PT FIELD GOALS MADE	13	TEMPLE (01/02/19)
	12	at Mizzou (12/02/18)
	12	FLA. ATLANTIC (11/11/18)
3 PT FG ATTEMPTS	37	at SMU (02/10/19)
	34	FLA. ATLANTIC (11/11/18)
3 PT FG PERCENTAGE	.500 (7-14)	at Cincinnati (02/21/19)
	.481 (13-27)	TEMPLE (01/02/19)
FREE THROWS MADE	20	HOUSTON (02/07/19)
	17	TULSA (01/19/19)
	17	at Wichita St. (01/16/19)
FREE THROW ATTEMPTS	28	HOUSTON (02/07/19)
	27	SOUTH FLA. (02/13/19)
FREE THROW PERCENTAGE	.944 (17-18)	at Wichita St. (01/16/19)
	.917 (11-12)	at Cincinnati (02/21/19)
REBOUNDS	47	RIDER (11/06/18)
	46	at Memphis (01/27/19)
	46	ALABAMA (11/29/18)
ASSISTS	19	TEMPLE (01/02/19)
	17	GA. SOUTHERN (12/11/18)
STEALS	12	TEMPLE (01/02/19)
	8	TULSA (01/19/19)
BLOCKED SHOTS	7	at Tulane (01/23/19)
	6	at SMU (02/10/19)
	6	at Memphis (01/27/19)
TURNOVERS	19	at Tulane (01/23/19)
	18	at UConn (01/05/19)
FOULS	32	RIDER (11/06/18)
	31	SOUTH FLA. (02/13/19)
	31	EAST CAROLINA (01/13/19)



UCF TEAM LOWS

**Orlando's Hometown Team Statistics
UCF High/Low Analysis (as of Mar 07, 2019)
All games**

UCF - GAME LOWS

POINTS	55	at Cincinnati (02/21/19)
	57	at Memphis (01/27/19)
	58	CINCINNATI (03/07/19)
	62	at Mizzou (12/02/18)
	64	TULSA (01/19/19)
FIELD GOALS MADE	19	at Mizzou (12/02/18)
	19	TULSA (01/19/19)
FIELD GOAL ATTEMPTS	35	at UConn (01/05/19)
	40	at Mizzou (12/02/18)
FIELD GOAL PERCENTAGE	.373 (19-51)	TULSA (01/19/19)
	.379 (22-58)	at Memphis (01/27/19)
3 PT FIELD GOALS MADE	4	vs Cal St. Fullerton (11/15/18)
	4	TEMPLE (01/02/19)
	4	TULSA (01/19/19)
	4	UCONN (01/31/19)
3 PT FG ATTEMPTS	11	TEMPLE (01/02/19)
	11	at UConn (01/05/19)
	11	UCONN (01/31/19)
	11	SOUTH FLA. (02/13/19)
3 PT FG PERCENTAGE	.200 (4-20)	TULSA (01/19/19)
	.227 (5-22)	RIDER (11/06/18)
FREE THROWS MADE	3	vs Saint Joseph's (11/16/18)
	4	at Cincinnati (02/21/19)
FREE THROW ATTEMPTS	4	vs Saint Joseph's (11/16/18)
	7	at Cincinnati (02/21/19)
FREE THROW PERCENTAGE	.472 (17-36)	NORTHERN KY. (11/24/18)
	.500 (5-10)	at Tulane (01/23/19)
	.500 (7-14)	at Memphis (01/27/19)
	.500 (12-24)	vs Western Ky. (11/18/18)
REBOUNDS	22	at Wichita St. (01/16/19)
	23	at UConn (01/05/19)
ASSISTS	7	CINCINNATI (03/07/19)
	9	at Mizzou (12/02/18)
	9	at Tulane (01/23/19)
STEALS	1	NORTHERN KY. (11/24/18)
	1	GA. SOUTHERN (12/11/18)
	1	CINCINNATI (03/07/19)
BLOCKED SHOTS	0	at Houston (3/2/19)
	2	FLA. ATLANTIC (11/11/18)
	2	TULSA (01/19/19)
	2	SMU (02/24/19)
TURNOVERS	6	STETSON (12/16/18)
	6	SMU (02/24/19)
FOULS	11	at Cincinnati (02/21/19)
	12	at UConn (01/05/19)
	12	at SMU (02/10/19)



OPPONENT TEAM LOWS

**Orlando's Hometown Team Statistics
UCF High/Low Analysis (as of Mar 07, 2019)
All games**

Opponent - GAME LOWS

POINTS	45	GRAMBLING (12/08/18)
	48	SMU (02/24/19)
	50	at Tulane (01/23/19)
	52	vs Cal St. Fullerton (11/15/18)
	53	NORTHERN KY. (11/24/18)
	53	at UConn (01/05/19)
FIELD GOALS MADE	17	GRAMBLING (12/08/18)
	17	SMU (02/24/19)
FIELD GOAL ATTEMPTS	46	at USF (02/27/19)
	47	TULSA (01/19/19)
FIELD GOAL PERCENTAGE	.246 (17-69)	SMU (02/24/19)
	.293 (17-58)	GRAMBLING (12/08/18)
3 PT FIELD GOALS MADE	3	GRAMBLING (12/08/18)
	3	at Tulane (01/23/19)
3 PT FG ATTEMPTS	12	vs Western Ky. (11/18/18)
	12	at Tulane (01/23/19)
3 PT FG PERCENTAGE	.188 (3-16)	GRAMBLING (12/08/18)
	.208 (5-24)	ALABAMA (11/29/18)
FREE THROWS MADE	3	CINCINNATI (03/07/19)
	5	at SMU (02/10/19)
FREE THROW ATTEMPTS	6	CINCINNATI (03/07/19)
	10	at SMU (02/10/19)
FREE THROW PERCENTAGE	.375 (9-24)	RIDER (11/06/18)
	.412 (7-17)	NORTHERN KY. (11/24/18)
REBOUNDS	23	TEMPLE (01/02/19)
	25	vs Saint Joseph's (11/16/18)
	25	at USF (02/27/19)
ASSISTS	6	GRAMBLING (12/08/18)
	6	SMU (02/24/19)
STEALS	0	ILLINOIS ST. (12/21/18)
	2	NORTHERN KY. (11/24/18)
	2	at Wichita St. (01/16/19)
BLOCKED SHOTS	0	at Mizzou (12/02/18)
	0	at UConn (01/05/19)
	0	EAST CAROLINA (01/13/19)
TURNOVERS	4	SMU (02/24/19)
	6	NORTHERN KY. (11/24/18)
FOULS	9	vs Saint Joseph's (11/16/18)
	10	at Tulane (01/23/19)



GAME 30 • UCF AT TEMPLE

Official Basketball Box Score -- Game Totals -- Final Statistics Rider vs UCF 11/06/18 6:30 pm at Orlando, Fla. (CFE Arena)

Rider 70 • 0-1

#	Player	Total		3-Ptr		Rebounds			PF	TP	A	TO	Blk	Stl	Min
		FG-FGA	FG-FGA	FT-FTA	Off	Def	Tot								
14	Dimencio Vaughn	f	6-9	1-2	1-4	2	3	5	5	14	0	1	0	0	17
20	Tyere Marshall	f	4-11	0-0	3-5	3	2	5	3	11	2	3	0	1	21
02	Jordan Allen	g	2-6	1-5	0-0	0	4	4	2	5	1	2	0	0	26
12	Anthony Durham	g	2-5	0-0	1-1	0	2	2	4	5	2	0	0	0	24
23	Stevie Jordan	g	3-8	1-2	1-2	0	3	3	2	8	4	6	0	1	32
10	Ajiri Ogemuno-Johnso	g	0-2	0-0	1-2	1	0	1	0	1	0	0	0	0	7
11	Devine Eke		1-1	0-0	0-2	1	0	1	5	2	1	0	0	1	8
13	Frederick Scott		4-9	2-2	1-5	1	5	6	2	11	0	2	0	1	20
15	Karamoko Cisse		0-1	0-0	0-0	1	1	2	4	0	1	0	0	0	4
22	Kimar Williams		2-8	0-0	0-0	0	3	3	4	4	0	0	0	2	23
23	Ahmad Gilbert		3-9	2-6	1-3	1	2	3	1	9	0	3	1	0	17
	Team					6	6	12							
	Totals		27-69	7-17	9-24	16	31	47	32	70	15	17	1	6	199

FG % 1st Half: 12-30 40.0% 2nd half: 15-39 38.5% Game: 27-69 39.1%
 3FG % 1st Half: 5-9 55.6% 2nd half: 2-8 25.0% Game: 7-17 41.2%
 FT % 1st Half: 5-11 45.5% 2nd half: 4-13 30.8% Game: 9-24 37.5%

UCF 84 • 1-0

#	Player	Total		3-Ptr		Rebounds			PF	TP	A	TO	Blk	Stl	Min	
		FG-FGA	FG-FGA	FT-FTA	Off	Def	Tot									
35	Smith,Collin	f	4-10	0-1	6-15	6	7	13	3	14	3	1	1	0	30	
24	Fall,Tacko	c	2-2	0-0	0-2	0	6	6	4	4	0	1	5	0	1	17
01	Taylor,B.J.	g	5-13	2-4	10-14	1	1	2	1	22	4	2	0	1	33	
02	Allen,Terrell	g	4-6	1-2	4-5	1	4	5	2	13	4	1	0	0	30	
15	Dawkins,Aubrey	g	5-14	1-8	5-7	1	9	10	2	16	0	3	2	2	31	
04	DeJesus,Ceasar	g	3-5	0-1	0-1	1	1	2	1	6	1	1	0	1	15	
10	Griffin,Dayon	g	2-4	1-3	0-0	1	1	2	5	1	1	0	1	0	20	
20	Bertz, Frank		0-1	0-1	0-0	0	0	0	2	0	1	0	0	0	2	
21	Brown, Chad		1-1	0-0	0-0	0	2	2	5	2	0	0	2	0	14	
22	McSpadden,Chance		1-3	0-2	0-1	0	2	2	0	2	0	1	0	0	8	
	Team					1	2	3								
	Totals		27-59	5-22	25-45	12	35	47	22	84	14	11	10	5	200	

FG % 1st Half: 17-36 47.2% 2nd half: 10-23 43.5% Game: 27-59 45.8%
 3FG % 1st Half: 4-13 30.8% 2nd half: 1-9 11.1% Game: 5-22 22.7%
 FT % 1st Half: 5-15 33.3% 2nd half: 20-30 66.7% Game: 25-45 55.6%

Officials: Sean Casady, Bill Jacobson, Josue Nieves
 Technical fouls: Rider-None. UCF-None.
 Attendance: 4870

Score by periods	1st	2nd	Total
Rider	34	36	70
UCF	43	41	84

Points RIDER: 30, UCF: 42
 In Paint: Rider 15, UCF 22
 Off T/O: Rider 15, UCF 21
 2nd Chance: Rider 6, UCF 9
 Fast Break: Rider 17, UCF 15
 Bench: Rider 27, UCF 15

Score tied - 1 time. Lead changed - 1 time.

Official Basketball Box Score -- Game Totals -- Final Statistics Fla. Atlantic vs UCF 11/11/18 3:00 pm at Orlando, Fla. (CFE ARENA)

Fla. Atlantic 80 • 2-0

#	Player	Total		3-Ptr		Rebounds			PF	TP	A	TO	Blk	Stl	Min
		FG-FGA	FG-FGA	FT-FTA	Off	Def	Tot								
04	Xavian Stapleton	f	6-13	2-7	0-0	6	4	10	2	14	2	4	0	2	29
15	Jailyn Ingram	f	5-6	2-3	0-0	1	0	1	5	12	2	1	1	1	22
25	Karlis Silins	f	3-4	1-2	4-5	0	1	1	4	11	2	0	0	0	10
03	Anthony Adger	g	7-12	4-6	1-2	1	1	2	3	19	0	0	0	1	30
11	Michael Forrest	g	2-11	1-5	1-2	1	1	2	3	6	4	3	0	2	25
00	Jaylen Sebree	g	2-5	1-3	2-3	0	7	7	2	7	1	1	0	0	24
01	Madiaw Niang	g	0-4	0-3	2-2	3	0	3	3	2	0	0	0	0	9
10	Ke Vaughn Ellis	g	0-0	0-0	0-0	0	0	0	0	0	0	0	0	0	0+
12	Aleksandar Zecevic	g	0-1	0-0	0-0	1	3	4	2	0	1	0	0	0	10
21	Simeon Lepichev	g	2-5	0-3	0-2	2	2	4	1	4	0	1	0	0	19
23	Richardson Maitre	g	1-6	1-2	2-2	0	2	2	2	5	3	2	0	0	17
24	Cedric Jackson	g	0-0	0-0	0-0	0	0	0	0	0	0	0	0	0	2
	Team					2	2	4							
	Totals		28-67	12-34	12-18	17	23	40	27	80	14	13	1	6	197

FG % 1st Half: 9-30 30.0% 2nd half: 19-37 51.4% Game: 28-67 41.8%
 3FG % 1st Half: 5-18 27.8% 2nd half: 7-16 43.8% Game: 12-34 35.3%
 FT % 1st Half: 8-11 72.7% 2nd half: 4-7 57.1% Game: 12-18 66.7%

UCF 79 • 1-1

#	Player	Total		3-Ptr		Rebounds			PF	TP	A	TO	Blk	Stl	Min
		FG-FGA	FG-FGA	FT-FTA	Off	Def	Tot								
35	Smith,Collin	f	2-5	0-1	0-2	1	1	2	5	4	3	3	0	0	21
24	Fall,Tacko	c	4-4	0-0	1-4	1	6	7	3	9	1	3	0	0	23
01	Taylor,B.J.	g	9-14	1-3	10-12	1	1	2	2	29	0	0	0	1	36
02	Allen,Terrell	g	3-7	2-4	0-0	0	2	2	2	8	5	1	0	0	28
15	Dawkins,Aubrey	g	6-16	1-6	3-3	2	3	5	2	16	1	1	0	0	31
04	DeJesus,Ceasar	g	2-3	1-2	0-0	0	2	2	1	5	4	1	0	2	20
20	Bertz, Frank		0-4	0-3	2-2	0	3	3	2	2	0	2	0	1	10
21	Brown, Chad		1-2	0-0	1-2	3	2	5	0	3	0	0	2	1	19
22	McSpadden,Chance		1-1	1-1	0-1	1	0	1	2	3	0	1	0	0	11
	Team					3	6	9							
	Totals		28-56	6-20	17-26	12	26	38	19	79	14	13	2	5	199

FG % 1st Half: 12-26 46.2% 2nd half: 16-30 53.3% Game: 28-56 50.0%
 3FG % 1st Half: 2-10 20.0% 2nd half: 4-10 40.0% Game: 6-20 30.0%
 FT % 1st Half: 11-16 68.8% 2nd half: 6-10 60.0% Game: 17-26 65.4%

Officials: Ron Groover, R.B. Clyburn, Rodrick Dixon
 Technical fouls: Fla. Atlantic-None. UCF-None.
 Attendance: 4304

Score by periods	1st	2nd	Total
Fla. Atlantic	31	49	80
UCF	37	42	79

Points FAU: 31, UCF: 42
 In Paint: FAU 24, UCF 40
 Off T/O: FAU 12, UCF 12
 2nd Chance: FAU 15, UCF 18
 Fast Break: FAU 18, UCF 13
 Bench: FAU 18, UCF 13

Score tied - 4 times. Lead changed - 13 times.

Official Basketball Box Score -- Game Totals -- Final Statistics UCF vs Cal St. Fullerton 11/15/18 1:30 pm at HTC Center (Conway, SC)

UCF 68 • 2-1

#	Player	Total		3-Ptr		Rebounds			PF	TP	A	TO	Blk	Stl	Min
		FG-FGA	FG-FGA	FT-FTA	Off	Def	Tot								
35	Smith,Collin	f	4-11	0-2	4-7	2	3	5	4	12	1	4	0	0	27
24	Fall,Tacko	c	5-7	0-0	2-4	2	8	10	4	12	2	1	3	0	20
01	Taylor,B.J.	g	4-12	2-3	4-4	0	2	2	2	14	2	1	0	1	31
02	Allen,Terrell	g	3-7	1-2	0-0	0	3	3	1	7	4	0	0	2	33
15	Dawkins,Aubrey	g	6-12	1-6	0-0	1	3	4	2	13	0	2	0	2	32
04	DeJesus,Ceasar	g	1-4	0-1	0-0	0	3	3	1	2	0	1	0	0	24
20	Bertz, Frank		0-2	0-1	0-0	1	4	5	1	0	1	0	1	0	11
21	Brown, Chad		3-5	0-0	2-2	2	3	5	2	8	2	0	2	0	20
22	McSpadden,Chance		0-0	0-0	0-2	1	1	2	0	0	1	0	0	1	2
	Team					4	2	6							
	Totals		26-60	4-15	12-19	13	32	45	17	68	12	11	5	7	200

FG % 1st Half: 13-32 40.6% 2nd half: 13-28 46.4% Game: 26-60 43.3%
 3FG % 1st Half: 3-9 33.3% 2nd half: 1-6 16.7% Game: 4-15 26.7%
 FT % 1st Half: 3-6 50.0% 2nd half: 9-13 69.2% Game: 12-19 63.2%

Cal St. Fullerton 52 • 1-2

#	Player	Total		3-Ptr		Rebounds			PF	TP	A	TO	Blk	Stl	Min
		FG-FGA	FG-FGA	FT-FTA	Off	Def	Tot								
05	Clare, Davon	f	1-4	0-2	0-0	1	2	3	2	2	1	1	1	1	28
24	Pitts, Josh	f	0-0	0-0	0-0	1	0	1	2	0	0	1	0	0	7
00	Allman, Kyle	g	3-12	1-3	4-5	0	1	1	2	11	1	2	0	0	34
10	Awosika, Austen	g	0-3	0-1	3-6	0	4	4	1	3	4	1	0	0	27
14	Ahmad, Khalil	g	6-18	2-7	1-1	2	2	4	1	15	1	3	0	4	30
01	Smith, Jamal	g	0-3	0-1	0-0	0	3	3	5	0	3	2	1	0	23
11	Arnold, Wayne		2-4	1-3	0-0	1	1	2	0	5	0	0	0	0	6
21	Heinzl, Dominik		0-0	0-0	0-0	0	1	1	0	0	0	1	1	0	11
22	Kuljuhovic, Amel		0-3	0-0	0-2	0	0	0	0	0	0	0	0	0	5
33	Wang, Johnny		2-2	0-0	2-4	0	4	4	2	6	0	0	1	0	18
34	Rowe, Jackson		5-6	0-0	0-0	0	2	2	4	10	1	1	0	1	11
	Team					3	5	8							
	Totals		19-55	4-17	10-18	8	25	33	20	52	12	12	4	6	200

FG % 1st Half: 7-28 25.0% 2nd half: 12-27 44.4% Game: 19-55 34.5%
 3FG % 1st Half: 2-9 22.2% 2nd half: 2-8 25.0% Game: 4-17 23.5%
 FT % 1st Half: 6-12 50.0% 2nd half: 4-6 66.7% Game: 10-18 55.6%

Officials: Mike Eades, Bret Smith, Kevin Mathis
 Technical fouls: UCF-None. Cal St. Fullerton-None.
 Attendance: 1317

2018-19 Men's Basketball. Round: 0. Cal St. Fullerton vs UCF. Played at .

Score by periods	1st
------------------	-----



GAME 30 • UCF AT TEMPLE

Official Basketball Box Score -- Game Totals -- Final Statistics UCF vs Western Ky. 11/18/18 6:30 pm at HTC Center (Conway, SC)

UCF 78 • 4-1

#	Player	Total			3-Ptr			Rebounds			PF	TP	A	TO	Blk	Stl	Min
		FG-FGA	FG-FGA	FT-FTA	FG-FGA	FG-FGA	FT-FTA	Off	Def	Tot							
35	Smith, Collin	1-3	0-0	0-0	2	6	8	4	2	0	2	0	0	0	0	17	
24	Fall, Tacko	6-8	0-0	1-9	2	4	6	3	13	2	2	2	0	0	1	25	
01	Taylor, B.J.	3-11	2-4	5-7	1	0	1	0	13	4	2	0	1	1	37		
02	Allen, Terrell	2-5	0-0	4-6	0	2	2	2	8	7	1	0	0	4	35		
15	Dawkins, Aubrey	8-13	5-9	0-0	0	4	4	3	21	4	0	0	0	0	38		
04	DeJesus, Ceasar	2-3	0-0	0-0	0	2	2	0	4	2	2	0	1	1	17		
20	Bertz, Frank	3-9	3-7	2-2	1	2	3	1	11	1	1	0	1	1	18		
21	Brown, Chad	3-3	0-0	0-0	1	4	5	4	6	0	1	1	0	0	13		
	Team				4	1	5										
	Totals	28-55	10-20	12-24	11	25	36	17	78	20	11	3	7	200			
	FG % 1st Half:	12-27	44.4%	2nd half:	16-28	57.1%	Game:	28-55	50.9%							Deadball Rebounds	
	3FG % 1st Half:	3-9	33.3%	2nd half:	7-11	63.6%	Game:	10-20	50.0%							5	
	FT % 1st Half:	1-6	16.7%	2nd half:	11-18	61.1%	Game:	12-24	50.0%								

Western Ky. 62 • 2-1

#	Player	Total			3-Ptr			Rebounds			PF	TP	A	TO	Blk	Stl	Min
		FG-FGA	FG-FGA	FT-FTA	FG-FGA	FG-FGA	FT-FTA	Off	Def	Tot							
02	SAVAGE, Jared	5-11	2-6	0-0	0	1	1	5	12	2	1	0	0	0	36		
13	MURRAY, Desean	0-1	0-0	4-4	2	1	3	3	4	1	2	0	1	1	16		
23	BASSEY, Charles	10-18	1-1	4-9	5	5	10	3	25	1	3	1	2	33			
04	ANDERSON, Josh	0-5	0-1	0-0	0	2	2	0	5	2	1	0	1	26			
11	HOLLINGSWORTH, T.	4-13	1-3	5-6	0	2	2	14	1	1	0	1	38				
00	SMITH, Tolu	0-0	0-0	0-0	0	2	2	0	0	0	0	0	7				
14	NELSON, Marek	1-3	0-0	1-2	1	0	1	1	3	0	1	1	15				
20	BANTON, Dalano	2-4	0-1	0-0	0	7	7	3	4	4	3	1	0	23			
21	OHMER, Jake	0-0	0-0	0-0	0	0	0	0	1	2	0	0	6				
	Team				3	3	6										
	Totals	22-55	4-12	14-21	11	23	34	24	62	15	15	4	7	200			
	FG % 1st Half:	13-34	38.2%	2nd half:	9-21	42.9%	Game:	22-55	40.0%							Deadball Rebounds	
	3FG % 1st Half:	3-7	42.9%	2nd half:	1-5	20.0%	Game:	4-12	33.3%							4	
	FT % 1st Half:	3-6	50.0%	2nd half:	11-15	73.3%	Game:	14-21	66.7%								

Officials: Mike Eades, Mike Roberts, Gerry Pollard
 Technical fouls: UCF-Smith, Collin. Western Ky.-ANDERSON, Josh.
 Attendance: 3018
 Myrtle Beach Invitational Championship Game

Score by periods	1st	2nd	Total
UCF	28	50	78
Western Ky.	32	30	62

Official Basketball Box Score -- Game Totals -- Final Statistics Northern Ky. vs UCF 11/24/18 6:00 pm at Orlando, Fla. (CFE Arena)

Northern Ky. 53 • 6-1

#	Player	Total			3-Ptr			Rebounds			PF	TP	A	TO	Blk	Stl	Min
		FG-FGA	FG-FGA	FT-FTA	FG-FGA	FG-FGA	FT-FTA	Off	Def	Tot							
32	Dantez Walton	4-7	2-4	1-2	1	4	5	5	11	1	2	0	0	28			
34	Drew McDonald	8-16	3-7	3-6	1	7	8	2	22	2	1	1	0	36			
02	Paul Djoko	0-3	0-2	0-0	0	1	1	1	0	2	0	1	1	28			
05	Zaynah Robinson	1-12	0-4	0-0	0	3	3	4	2	4	1	0	1	36			
15	Tyler Sharpe	4-12	3-8	2-4	0	5	5	4	13	3	0	0	0	30			
00	Silas Adheke	0-0	0-0	0-0	0	0	0	3	0	1	1	0	0	4			
04	Adrian Nelson	0-0	0-0	0-0	1	0	1	0	0	1	0	0	0	3			
12	Trevon Faulkner	1-5	0-3	1-3	3	2	5	3	3	0	0	0	0	18			
25	Bryant Mocabay	0-3	0-3	0-0	0	0	0	1	0	0	0	0	0	9			
33	Chris Vogt	1-1	0-0	0-2	0	2	2	5	2	0	0	1	0	8			
	Team				1	4	5										
	Totals	19-59	8-31	7-17	7	28	35	28	53	14	6	3	2	200			
	FG % 1st Half:	11-29	37.9%	2nd half:	8-30	26.7%	Game:	19-59	32.2%							Deadball Rebounds	
	3FG % 1st Half:	6-16	37.5%	2nd half:	2-15	13.3%	Game:	8-31	25.8%							2	
	FT % 1st Half:	4-10	40.0%	2nd half:	3-7	42.9%	Game:	7-17	41.2%								

UCF 66 • 5-1

#	Player	Total			3-Ptr			Rebounds			PF	TP	A	TO	Blk	Stl	Min
		FG-FGA	FG-FGA	FT-FTA	FG-FGA	FG-FGA	FT-FTA	Off	Def	Tot							
35	Smith, Collin	2-6	1-1	2-4	2	7	9	3	7	2	2	0	0	23			
24	Fall, Tacko	7-8	0-0	6-15	3	6	9	3	20	0	1	1	0	23			
01	Taylor, B.J.	1-8	1-4	7-11	0	5	5	1	10	3	1	0	1	34			
02	Allen, Terrell	2-6	0-0	1-4	1	3	4	4	5	5	0	0	0	26			
15	Dawkins, Aubrey	5-9	2-5	0-0	0	5	5	3	12	1	4	1	0	34			
10	Griffin, Dayon	2-4	0-1	0-0	0	1	1	0	4	2	0	0	0	13			
20	Bertz, Frank	1-4	1-3	0-1	2	2	4	0	3	0	0	0	0	14			
21	Brown, Chad	2-4	0-0	1-1	0	7	7	1	5	0	0	3	0	21			
22	McSpadden, Chance	0-1	0-0	0-0	1	3	4	2	0	1	0	0	0	12			
	Team				1	2	3										
	Totals	22-50	5-14	17-36	10	41	51	17	66	14	9	5	1	200			
	FG % 1st Half:	9-24	37.5%	2nd half:	13-26	50.0%	Game:	22-50	44.0%							Deadball Rebounds	
	3FG % 1st Half:	3-8	37.5%	2nd half:	2-6	33.3%	Game:	5-14	35.7%							9	
	FT % 1st Half:	13-22	59.1%	2nd half:	4-14	28.6%	Game:	17-36	47.2%								

Officials: Wesley Ford, Bill Jacobson, Doug Simmons
 Technical fouls: Northern Ky.-None. UCF-None.
 Attendance: 3374

Score by periods	1st	2nd	Total
Northern Ky.	32	21	53
UCF	34	32	66

Points	In	Off	2nd	Fast	Bench
NKU	18	3	5	1	5
UCF	30	3	14	8	12

Last FG - NKU 2nd-02:21, UCF 2nd-02:45.
 Largest lead - NKU by 1 1st-17:05, UCF by 19 2nd-10:16.
 NKU led for 00:59. UCF led for 36:28. Game was tied for 02:33.

Score tied - 3 times.
 Lead changed - 4 times.

Official Basketball Box Score -- Game Totals -- Final Statistics Alabama vs UCF 11/29/18 7:00 pm at Orlando, Fla. (CFE Arena)

Alabama 64 • 5-2

#	Player	Total			3-Ptr			Rebounds			PF	TP	A	TO	Blk	Stl	Min
		FG-FGA	FG-FGA	FT-FTA	FG-FGA	FG-FGA	FT-FTA	Off	Def	Tot							
00	Donta Hall	5-10	0-0	1-2	6	3	9	4	11	0	3	2	0	27			
30	Galin Smith	0-1	0-0	1-2	0	1	1	3	1	0	1	0	0	10			
10	Kira Lewis Jr.	6-11	2-5	0-0	0	2	2	4	14	2	2	0	0	32			
02	Herbert Jones	3-9	0-1	1-2	2	4	6	3	7	1	3	0	0	28			
23	John Petty	2-10	1-7	0-0	4	4	8	1	5	1	3	0	1	31			
03	Alex Reese	5-14	2-7	2-2	2	1	3	2	14	2	1	0	0	28			
04	Daniel Giddens	0-3	0-0	1-2	1	0	1	1	1	1	0	0	0	4			
05	Avery Johnson Jr.	1-1	0-0	0-0	0	0	0	0	2	1	0	0	0	8			
12	Dazon Ingram	1-1	0-0	3-4	0	6	6	5	5	4	1	1	2	18			
34	Tevin Mack	2-6	0-4	0-0	1	2	3	1	4	2	0	1	0	14			
	Team				3	4	7										
	Totals	25-66	5-24	9-14	19	27	46	24	64	14	14	5	3	200			
	FG % 1st Half:	9-29	31.0%	2nd half:	16-37	43.2%	Game:	25-66	37.9%							Deadball Rebounds	
	3FG % 1st Half:	1-8	12.5%	2nd half:	4-16	25.0%	Game:	5-24	20.8%							2	
	FT % 1st Half:	6-10	60.0%	2nd half:	3-4	75.0%	Game:	9-14	64.3%								

UCF 70 • 6-1

#	Player	Total			3-Ptr			Rebounds			PF	TP	A	TO	Blk	Stl	Min
		FG-FGA	FG-FGA	FT-FTA	FG-FGA	FG-FGA	FT-FTA	Off	Def	Tot							
35	Smith, Collin	0-2	0-1	1-2	0	6	6	2	1	1	1	0	0	19			
24	Fall, Tacko	5-8	0-0	0-3	2	0	2	4	10	0	2	4	0	19			
01	Taylor, B.J.	6-11	3-5	9-11	0	0	0	2	24	2	3	0	1	37			
02	Allen,																



GAME 30 • UCF AT TEMPLE

Official Basketball Box Score -- Game Totals -- Final Statistics Grambling vs UCF 12/08/18 1:00 pm at Orlando, Fla. (CFE Arena)

Grambling 45 • 4-5

#	Player	Total			3-Ptr			Rebounds			PF	TP	A	T	Blk	Stl	Min
		FG-FGA	FG-FGA	FT-FTA	FG-FGA	FG-FGA	FT-FTA	Off	Def	Tot							
11	Axel Mpoyo	f	2-6	0-2	1-2	3	3	6	4	5	0	1	0	1	23		
00	Shaq Athie	g	0-1	0-0	0-0	0	1	1	2	0	1	2	0	0	13		
03	Dallas Polk-Hillard	g	4-12	1-6	2-3	1	2	3	3	11	1	1	0	1	36		
05	Lasani Johnson	g	2-16	0-5	3-3	1	5	6	2	7	0	0	0	0	36		
24	Travon BUNCH	*	1-1	0-0	0-2	1	2	3	5	2	1	0	2	0	10		
02	Nigel Riberio	g	3-6	1-1	0-2	0	2	2	1	7	1	1	0	2	32		
21	Zavier Peart	g	0-4	0-0	0-0	1	2	3	4	0	1	2	1	0	13		
22	Prince Moss	g	2-4	1-2	0-0	0	1	1	2	5	0	3	0	1	14		
25	Devante Jackson	g	3-8	0-0	2-6	4	0	4	4	8	1	2	0	0	23		
	Team					1	3	4									
	Totals		17-58	3-16	8-18	12	21	33	27	45	6	12	3	5	200		

FG % 1st Half: 9-23 39.1% 2nd half: 8-35 22.9% Game: 17-58 29.3%
 3FG % 1st Half: 3-8 37.5% 2nd half: 0-8 0.0% Game: 3-16 18.8%
 FT % 1st Half: 2-4 50.0% 2nd half: 6-14 42.9% Game: 8-18 44.4%

UCF 70 • 7-2

#	Player	Total			3-Ptr			Rebounds			PF	TP	A	T	Blk	Stl	Min
		FG-FGA	FG-FGA	FT-FTA	FG-FGA	FG-FGA	FT-FTA	Off	Def	Tot							
35	Smith,Collin	f	1-3	0-0	2-2	0	4	4	3	4	3	1	0	0	23		
24	Fall,Tacko	c	3-5	0-0	1-6	0	8	8	2	7	0	2	5	0	24		
01	Taylor,B.J.	g	5-13	3-7	8-9	2	3	5	0	21	0	2	0	1	35		
02	Allen,Terrell	g	1-1	1-1	0-0	0	3	3	1	3	4	1	0	2	29		
15	Dawkins,Aubrey	g	3-10	1-2	4-4	2	6	8	2	11	1	3	0	2	29		
04	DeJesus,Cesar	g	2-3	0-1	4-4	0	0	0	1	8	1	1	0	0	9		
10	Griffin,Dayon	g	0-4	0-3	0-0	0	0	0	1	0	1	0	1	0	9		
12	Grant,Xavier	g	1-1	1-1	0-0	0	0	0	0	3	0	0	0	0	2		
13	Renaud,Levy	g	0-1	0-0	0-0	0	0	0	0	0	0	1	0	0	2		
20	Bertz, Frank	g	3-4	2-2	0-0	3	2	5	2	8	0	1	0	1	16		
21	Brown, Chad	g	1-4	0-0	3-6	1	3	4	2	5	1	1	1	0	16		
22	McSpadden,Chance	g	0-0	0-0	0-0	0	1	1	1	0	0	1	0	0	5		
25	Anders,Ryan	g	0-0	0-0	0-0	0	1	1	0	0	0	0	0	0	1		
	Team					5	3	8									
	Totals		20-49	8-17	22-31	13	34	47	15	70	11	14	7	6	200		

FG % 1st Half: 8-21 38.1% 2nd half: 12-28 42.9% Game: 20-49 40.8%
 3FG % 1st Half: 4-7 57.1% 2nd half: 4-10 40.0% Game: 8-17 47.1%
 FT % 1st Half: 10-16 62.5% 2nd half: 12-15 80.0% Game: 22-31 71.0%

Officials: Sean Casady, Jason Baker, Zelton Steed
 Technical fouls: Grambling-None. UCF-None.
 Attendance: 3798

Score by periods	1st	2nd	Total
Grambling	23	22	45
UCF	30	40	70

Points	In	Off	2nd	Fast	Bench
GRAMMB	Paint	T/O	Chance	Break	
UCF	8	4	2	2	3

Last FG - GRAMMB 1st-05:32, UCF 1st-07:36.
 Largest lead - GRAMMB by 1 1st-12:04, UCF by 8 1st-05:40.
 GRAMMB led for 00:23. UCF led for 18:38. Game was tied for 00:59.

Score tied - 2 times.
 Lead changed - 2 times.

Official Basketball Box Score -- Game Totals -- Final Statistics Stetson vs UCF 12/16/18 1:00 pm at Orlando, Fla. (CFE Arena)

Stetson 65 • 2-10

#	Player	Total			3-Ptr			Rebounds			PF	TP	A	T	Blk	Stl	Min
		FG-FGA	FG-FGA	FT-FTA	FG-FGA	FG-FGA	FT-FTA	Off	Def	Tot							
23	Abayomi Iyiola	f	2-6	0-2	0-0	0	0	0	2	4	0	0	0	0	12		
00	Christian Jones	g	0-6	0-5	0-0	0	3	3	0	0	1	1	0	0	20		
05	Marques Summer	g	0-3	0-2	0-0	0	2	2	1	0	0	1	0	0	11		
10	Kenny Aninye	g	3-9	1-3	3-4	0	2	2	1	10	5	0	0	1	26		
35	Leo Goodman	g	3-7	2-4	0-0	2	2	4	2	8	0	0	0	0	13		
01	Keith Matthews	g	1-7	0-1	0-0	0	2	2	2	2	1	1	0	0	13		
02	Raine McKeythron	g	3-4	1-2	4-4	2	4	6	2	11	0	0	0	0	14		
04	Jahlil Rawley	g	3-6	0-0	0-1	0	2	2	5	6	1	2	0	1	17		
12	Jalen Crutchfield	g	0-4	0-2	0-0	0	4	4	1	0	0	0	0	0	18		
13	Ricardo Lynch	g	4-10	2-4	3-5	2	4	6	3	13	1	0	0	1	27		
15	Clay Verk	g	1-2	1-1	0-0	0	0	0	2	3	1	0	0	2	12		
21	Ricky Gouety	g	3-5	0-0	0-0	2	0	2	3	6	0	1	0	1	11		
32	Adam Webb	g	0-0	0-0	2-2	2	0	2	0	2	0	1	1	0	6		
	Team					2	0	2									
	Totals		23-69	7-26	12-16	12	25	37	24	65	10	8	1	6	200		

FG % 1st Half: 10-34 29.4% 2nd half: 13-35 37.1% Game: 23-69 33.3%
 3FG % 1st Half: 3-14 21.4% 2nd half: 4-12 33.3% Game: 7-26 26.9%
 FT % 1st Half: 3-4 75.0% 2nd half: 9-12 75.0% Game: 12-16 75.0%

UCF 90 • 9-2

#	Player	Total			3-Ptr			Rebounds			PF	TP	A	T	Blk	Stl	Min
		FG-FGA	FG-FGA	FT-FTA	FG-FGA	FG-FGA	FT-FTA	Off	Def	Tot							
35	Smith,Collin	f	2-3	0-0	4-4	0	3	3	3	8	3	2	0	0	19		
24	Fall,Tacko	c	4-5	0-0	2-6	2	4	6	1	10	0	0	5	0	23		
01	Taylor,B.J.	g	3-8	1-5	3-3	0	2	2	1	10	2	0	0	1	26		
02	Allen,Terrell	g	3-6	2-3	0-1	0	5	5	0	8	5	3	0	0	25		
15	Dawkins,Aubrey	g	6-13	2-5	5-6	4	9	13	2	19	1	0	0	2	27		
04	DeJesus,Cesar	g	2-5	0-1	5-5	0	1	1	3	9	3	0	1	0	18		
10	Griffin,Dayon	g	2-3	2-3	1-2	0	1	1	0	7	0	0	0	0	8		
12	Grant,Xavier	g	0-0	0-0	0-0	0	0	0	0	0	0	0	0	0	2		
13	Renaud,Levy	g	0-1	0-0	0-0	0	0	0	2	0	0	0	0	0	3		
20	Bertz, Frank	g	3-9	3-8	0-0	0	1	1	2	9	2	0	0	1	23		
21	Brown, Chad	g	4-6	0-1	1-2	2	4	6	1	9	1	1	1	0	15		
22	McSpadden,Chance	g	0-2	0-1	1-2	0	2	2	0	1	1	0	0	0	8		
25	Anders,Ryan	g	0-1	0-1	0-0	0	0	0	0	0	0	0	0	0	3		
	Team					3	4	7									
	Totals		29-62	10-28	22-31	11	36	47	15	90	18	6	7	4	200		

FG % 1st Half: 13-27 48.1% 2nd half: 16-35 45.7% Game: 29-62 46.8%
 3FG % 1st Half: 4-11 36.4% 2nd half: 6-17 35.3% Game: 10-28 35.7%
 FT % 1st Half: 14-16 87.5% 2nd half: 8-15 53.3% Game: 22-31 71.0%

Officials: Nathan Bemis, Jason Baker, Byron Jarrett
 Technical fouls: Stetson-None. UCF-None.
 Attendance: 3660

Score by periods	1st	2nd	Total
Stetson	26	39	65
UCF	44	46	90

Points	In	Off	2nd	Fast	Bench
STET	Paint	T/O	Chance	Break	
UCF	28	8	12	10	43
	36	15	12	26	35

Last FG - STET 2nd-00:32, UCF 2nd-02:56.
 Largest lead - STET None, UCF by 32 2nd-02:56.
 STET led for 00:00. UCF led for 39:41. Game was tied for 00:19.

Score tied - 0 times.
 Lead changed - 0 times.

Official Basketball Box Score -- Game Totals -- Final Statistics Ga. Southern vs UCF 12/11/18 7:00 pm at Orlando, Fla. (CFE Arena)

Ga. Southern 88 • 6-3

#	Player	Total			3-Ptr			Rebounds			PF	TP	A	T	Blk	Stl	Min
		FG-FGA	FG-FGA	FT-FTA	FG-FGA	FG-FGA	FT-FTA	Off	Def	Tot							
00	Montae Glenn	f	1-3	0-0	2-2	1	3	4	4	4	1	0	0	0	22		
53	Isaiah Crawley	f	8-12	0-1	2-5	0	2	2	3	18	1	1	1	2	23		
03	Ike Smith	g	7-14	2-4	0-0	0	2	2	2	16	0	1	0	0	33		
04	Tookie Brown	g	8-16	3-6	1-3	0	6	6	3	20	7	1	0	1	35		
13	Quan Jackson	g	6-9	0-1	0-0	0	2	2	2	12	3	0	1	4	32		
02	Elijah McCadden	g	1-3	0-0	0-0	0	2	2	0	2	1	2	0	0	18		
23	Simeon Carter	g	4-8	0-1	0-0	3	3	6	3	8	1	1	1	0	18		
24	David-Lee Jones Jr.	g	2-3	2-3	2-2	0	1	1	2	8	3	3	0	0	19		
	Team					2	3	5									
	Totals		37-68	7-16	7-12	6	24	30	19	88	17	9	3	7	200		

FG % 1st Half: 13-31 41.9% 2nd half: 24-37 64.9% Game: 37-68 54.4%
 3FG % 1st Half: 2-7 28.6% 2nd half: 5-9 55.6% Game: 7-16 43.8%
 FT % 1st Half: 3-6 50.0% 2nd half: 4-6 66.7% Game: 7-12 58.3%

UCF 95 • 8-2

#	Player	Total			3-Ptr			Rebounds			PF	TP	A	T	Blk	Stl	Min
		FG-FGA	FG-FGA	FT-FTA	FG-FGA	FG-FGA	FT-FTA	Off	Def	Tot							
35	Smith,Collin	f	4-8	2-4	1-3	2	8	10	4	11	3	1	1	0	19		
24	Fall,Tacko	c	6-7	0-0	2-3	3	1	4	3	14	0	2	4	0	27		
01	Taylor,B.J.	g	10-17	6-9	9-11	1	3	4	0	35	5	1	0	1	38		
02	Allen,Terrell	g	5-9	2-5	0-0	0	2	2	2	12	6	2	0	0	33		
15	Dawkins,Aubrey	g	4-13	1-4	1-2	1	5	6	1	10	1	3	0	0	35		
04	DeJesus,Cesar	g	2-5	1-2	4-4	1	1	2	1	9	1	1	0	0	18		



GAME 30 • UCF AT TEMPLE

Official Basketball Box Score -- Game Totals -- Final Statistics Temple vs UCF 01/02/19 7:00 pm at Orlando, Fla. (CFE Arena)

Temple 73 • 10-3

#	Player	Total		3-Ptr		Rebounds			PF	TP	A	TO	Blk	Stl	Min
		FG-FGA	FG-FGA	FT-FTA	Off	Def	Tot								
01	Quinton Rose	f	7-13	3-5	0-0	0	4	4	2	17	4	4	0	4	38
22	DeVondre Perry	f	2-2	1-1	0-0	0	0	0	4	5	2	3	1	2	27
27	Ernest Afiaquai	c	1-3	0-0	0-0	1	3	4	2	2	0	2	1	4	32
10	Shizz Alston, Jr.	g	4-15	4-12	6-6	1	2	3	4	18	3	2	0	1	37
15	Nate Pierre-Louis	g	7-11	3-4	4-7	0	1	1	3	21	4	0	0	0	28
00	Alani Moore II	g	1-4	1-2	0-0	1	0	1	3	3	4	1	0	1	16
04	J.P. Moorman II	g	1-3	1-3	2-2	0	3	3	3	5	2	0	0	0	13
21	Justyn Hamilton	g	1-2	0-0	0-0	1	2	3	0	2	0	0	1	0	9
Team						3	1	4							
Totals			24-53	13-27	12-15	7	16	23	21	73	19	14	3	12	200

FG % 1st Half: 10-28 35.7% 2nd half: 14-25 56.0% Game: 24-53 45.3%
 3FG % 1st Half: 6-13 46.2% 2nd half: 7-14 50.0% Game: 13-27 48.1%
 FT % 1st Half: 2-2 100.0 2nd half: 10-13 76.9% Game: 12-15 80.0%

UCF 78 • 11-2

#	Player	Total		3-Ptr		Rebounds			PF	TP	A	TO	Blk	Stl	Min
		FG-FGA	FG-FGA	FT-FTA	Off	Def	Tot								
35	Smith,Collin	f	5-8	0-1	2-2	0	4	4	3	12	1	1	0	2	24
24	Fall,Tacko	c	7-9	0-0	2-6	6	5	11	3	16	2	1	3	0	31
01	Taylor,B.J.	g	7-12	3-7	7-12	0	1	1	2	24	2	3	0	0	36
02	Allen,Terrell	g	3-4	1-1	4-5	1	4	5	0	11	7	4	0	1	34
04	Dawkins,Aubrey	g	5-9	0-2	0-2	0	3	3	3	10	3	0	0	0	35
05	DeJesus,Ceasar	g	0-0	0-0	0-0	0	0	0	1	0	1	3	0	1	14
10	Griffin,Dayon	g	1-1	0-0	0-0	0	2	2	1	2	1	1	0	0	10
20	Bertz, Frank	g	0-0	0-0	0-0	0	0	0	1	0	0	1	0	0	3
21	Brown,Chad	g	1-5	0-0	1-1	0	2	2	1	3	0	0	0	0	13
Team						1	2	3							
Totals			29-48	4-11	16-28	8	23	31	15	78	17	14	3	4	200

FG % 1st Half: 16-26 61.5% 2nd half: 13-22 59.1% Game: 29-48 60.4%
 3FG % 1st Half: 2-6 33.3% 2nd half: 2-5 40.0% Game: 4-11 36.4%
 FT % 1st Half: 3-6 50.0% 2nd half: 13-22 59.1% Game: 16-28 57.1%

Officials: Chuck Jones, Clarence Armstrong, Anthony Jordan
 Technical fouls: Temple-None. UCF-None.
 Attendance: 3884

Score by periods	1st	2nd	Total
Temple	28	45	73
UCF	37	41	78

Last FG - TEM 2nd-00:09, UCF 2nd-02:21.
 Largest lead - TEM by 3 1st-07:16, UCF by 13 2nd-08:41.
 TEM led for 04:32. UCF led for 34:30. Game was tied for 00:26.

Points	In	Off	2nd	Fast	Bench
TEM	Paint	T/O	Chance	Break	
16	9	13	15	10	5
44	20	12	14	10	

Score tied - 1 time.
 Lead changed - 6 times.

Official Basketball Box Score -- Game Totals -- Final Statistics UCF vs UConn 01/05/19 12:00 pm at Storrs, Conn.

UCF 65 • 12-2

#	Player	Total		3-Ptr		Rebounds			PF	TP	A	TO	Blk	Stl	Min
		FG-FGA	FG-FGA	FT-FTA	Off	Def	Tot								
35	Smith,Collin	f	1-2	0-1	1-1	0	2	3	2	3	1	2	0	1	18
24	Fall,Tacko	c	1-1	0-0	1-3	0	5	5	4	3	1	4	2	1	28
01	Taylor,B.J.	g	2-7	1-2	7-12	0	2	2	1	12	3	5	0	1	38
02	Allen,Terrell	g	1-5	0-2	6-6	0	3	3	1	8	4	1	0	3	30
15	Dawkins,Aubrey	g	9-13	2-4	3-4	0	4	4	1	23	1	2	0	0	38
04	DeJesus,Ceasar	g	1-1	1-1	0-0	0	0	0	3	0	1	0	0	0	7
10	Griffin,Dayon	g	3-3	1-1	2-3	0	1	1	1	9	0	1	0	0	20
20	Bertz, Frank	g	0-0	0-0	0-0	0	0	0	0	0	1	0	0	0	5
21	Brown,Chad	g	2-3	0-0	0-0	0	3	3	2	4	0	0	1	2	16
Team						0	3	3							
Totals			20-35	5-11	20-29	0	23	23	12	65	11	16	3	12	200

FG % 1st Half: 11-18 61.1% 2nd half: 9-17 52.9% Game: 20-35 57.1%
 3FG % 1st Half: 3-7 42.9% 2nd half: 2-4 50.0% Game: 5-11 45.5%
 FT % 1st Half: 8-11 72.7% 2nd half: 12-18 66.7% Game: 20-29 69.0%

UConn 53 • 9-6

#	Player	Total		3-Ptr		Rebounds			PF	TP	A	TO	Blk	Stl	Min
		FG-FGA	FG-FGA	FT-FTA	Off	Def	Tot								
12	Tyler Polley	f	1-5	0-3	0-2	2	3	5	2	2	2	0	0	1	22
25	Josh Carlton	f	1-2	0-0	0-0	2	0	2	3	2	0	1	0	1	16
01	Christian Vital	g	7-13	1-5	0-0	2	3	5	3	15	0	5	0	2	34
03	Alterique Gilbert	g	6-19	4-8	2-2	1	3	4	4	18	1	3	0	0	33
04	Jalen Adams	g	2-10	1-1	3-3	3	0	3	3	8	4	3	0	1	37
00	Eric Cobb	g	1-3	0-0	2-2	2	6	8	4	4	2	4	0	0	22
02	Tarin Smith	g	1-5	0-2	0-0	0	0	0	3	2	0	0	0	0	21
10	Brendan Adams	g	0-1	0-1	0-0	0	0	0	0	0	0	0	0	0	1
15	Sidney Wilson	g	0-1	0-0	2-2	1	1	2	2	2	0	1	0	0	14
Team						4	4	8							
Totals			19-59	6-20	9-11	17	20	37	24	53	9	18	0	5	200

FG % 1st Half: 11-26 42.3% 2nd half: 8-33 24.2% Game: 19-59 32.2%
 3FG % 1st Half: 4-9 44.4% 2nd half: 2-11 18.2% Game: 6-20 30.0%
 FT % 1st Half: 4-4 100.0 2nd half: 5-7 71.4% Game: 9-11 81.8%

Officials: Peter Juzenas, Byron Jarrett, Terry Wymer
 Technical fouls: UCF-None. UConn-None.
 Attendance: 10541

Score by periods	1st	2nd	Total
UCF	33	32	65
UConn	30	23	53

Last FG - UCF 2nd-05:11, UCONN 2nd-00:45.
 Largest lead - UCF by 14 2nd-02:40, UCONN by 7 1st-16:17.
 UCF led for 30:46. UCONN led for 06:22. Game was tied for 02:38.

Points	In	Off	2nd	Fast	Bench
UCF	Paint	T/O	Chance	Break	
22	20	0	14	16	8
18	19	6	7	8	

Score tied - 4 times.
 Lead changed - 7 times.

Official Basketball Box Score -- Game Totals -- Final Statistics East Carolina vs UCF 01/13/19 4:00 pm at Orlando, Fla. (CFE Arena)

East Carolina 65 • 8-8; 1-3

#	Player	Total		3-Ptr		Rebounds			PF	TP	A	TO	Blk	Stl	Min
		FG-FGA	FG-FGA	FT-FTA	Off	Def	Tot								
01	Jayden Gardner	f	12-21	1-2	10-16	7	13	20	3	35	1	2	0	1	38
03	Seth LeDay	c	0-3	0-1	3-6	1	3	4	3	3	1	2	0	0	24
00	Isaac Fleming	g	2-4	0-1	0-0	0	1	1	5	4	4	4	0	2	25
02	K.J. Davis	g	1-8	1-5	0-0	0	4	4	4	3	1	1	0	0	25
05	Shawn Williams	g	4-12	3-8	1-1	0	1	1	5	12	2	2	0	1	31
05	Tyler Foster	g	2-5	0-1	0-1	0	2	2	4	4	1	0	0	1	32
10	Tae Hardy	g	0-0	0-0	0-0	0	0	0	1	0	1	0	0	0	5
32	Dimitri Spasojevic	g	2-4	0-0	0-0	0	3	3	3	4	0	2	0	0	13
41	Addison Hill	g	0-0	0-0	0-0	0	0	0	1	0	1	1	0	0	2
52	Justice Obasohan	g	0-1	0-1	0-0	0	0	0	2	0	0	0	0	0	5
Team						2	1	3							
Totals			23-58	5-19	14-24	10	28	38	31	65	12	14	0	5	200

FG % 1st Half: 10-28 35.7% 2nd half: 13-30 43.3% Game: 23-58 39.7%
 3FG % 1st Half: 2-10 20.0% 2nd half: 3-9 33.3% Game: 5-19 26.3%
 FT % 1st Half: 4-6 66.7% 2nd half: 10-18 55.6% Game: 14-24 58.3%

UCF 76 • 13-2; 3-0

#	Player	Total		3-Ptr		Rebounds			PF	TP	A	TO	Blk	Stl	Min
		FG-FGA	FG-FGA	FT-FTA	Off	Def	Tot								
35	Smith,Collin	f	5-7	2-3	0-0	1	7	8	5	12	1	2	0	1	21
24	Fall,Tacko	c	4-5	0-0	2-10	4	3	7	2	10	0	1	2	0	30
01	Taylor,B.J.	g	2-12	0-6	10-12	1	1	2	4	14	6	2	0	3	33
02	Allen,Terrell	g	3-5	1-2	2-6	0	8	8	2	9	3	3	0	4	30
15	Dawkins,Aubrey	g	6-14	2-8	4-5	1	5	6	4	18	3	1	1	1	29
04	DeJesus,Ceasar	g	0-1	0-0	0-0	0	0	0	0	0	1	0	0	0	5
10	Griffin,Dayon	g	1-5	1-4	1-2	2	1	3	0	4	0	0	0	0	16
20	Bertz, Frank	g	0-2	0-2	0-0	0	0	0	1	0	1	0	0	0	11
21	Brown,Chad	g	3-7	0-0	3-6	5	3	8	1	9	0	0	0	1	25
Team						2	1	3							
Totals			24-58	6-25	22-41	16	29	45	19	76	13	11	3	11	200

FG % 1st Half: 14-29 48.3% 2nd half: 10-29 34.5% Game: 24-58 41.4%
 3FG % 1st Half: 3-13 23.1% 2nd half: 3-12 25.0% Game: 6-25 24.0%
 FT % 1st Half: 7-15 46.7% 2nd half: 15-26 57.7% Game: 22-41 53.7%

Officials: Keith Kimble, Michael Roberts, Ted Valentine
 Technical fouls: East Carolina-None. UCF-None.
 Attendance: 4692

Score by periods	1st	2nd	Total
East Carolina	26	39	65
UCF	38	38	76

Last FG - ECU 2nd-00:14, UCF 2nd-01:06.
 Largest lead - ECU None, UCF by 21 2nd-16:26.
 ECU led for 00:00. UCF led for 38:53. Game was tied for 00:44.

Points	In	Off	2nd	Fast	Bench
ECU	Paint	T/O	Chance	Break	
22	14	9	12	8	8
UCF	12	17			



GAME 30 • UCF AT TEMPLE

Official Basketball Box Score -- Game Totals -- Final Statistics Tulsa vs UCF 01/19/19 12:00 pm at Orlando, Fla (CFE Arena)

Tulsa 62 • 12-6

#	Player	Total		3-Ptr		Rebounds			PF	TP	A	TO	Blk	Stl	Min
		FG-FGA	FG-FGA	FT-FTA	Off	Def	Tot								
01	Martins Igbanu	f	1-4	0-1	6-8	0	2	2	5	8	1	3	0	1	18
02	Daquan Jeffries	f	5-10	1-4	4-6	2	7	9	3	15	3	0	3	1	36
04	Sterling Taplin	g	4-9	3-5	3-4	0	2	2	3	14	2	5	0	0	29
05	Lawson Korita	g	0-4	0-1	2-2	0	2	2	1	2	0	0	0	0	22
10	Curran Scott	g	2-2	2-2	0-0	0	1	1	2	6	0	1	0	0	16
00	Chris Barnes		1-4	0-1	0-0	0	2	2	1	2	0	0	0	0	10
03	Elijah Joiner		2-6	1-3	0-0	1	5	6	4	5	4	0	0	2	24
11	Darien Jackson		2-3	0-1	0-1	0	3	3	4	4	2	1	0	2	22
32	Peter Hewitt		0-0	0-0	0-0	0	1	1	2	0	0	1	0	0	5
41	Jeriah Horne		2-5	0-1	2-2	1	4	5	4	6	1	2	0	2	18
	Team				0	1	1								
	Totals		19-47	7-19	17-23	4	30	34	29	62	13	13	3	8	200

FG % 1st Half: 12-27 44.4% 2nd half: 7-20 35.0% Game: 19-47 40.4%
 3FG % 1st Half: 5-11 45.5% 2nd half: 2-8 25.0% Game: 7-19 36.8%
 FT % 1st Half: 3-5 60.0% 2nd half: 14-18 77.8% Game: 17-23 73.9%

Deadball Rebounds 2

UCF 64 • 13-3

#	Player	Total		3-Ptr		Rebounds			PF	TP	A	TO	Blk	Stl	Min
		FG-FGA	FG-FGA	FT-FTA	Off	Def	Tot								
35	Smith, Collin	f	3-9	0-2	7-8	1	3	4	1	13	3	3	0	1	26
24	Fall, Tacko	c	5-8	0-0	2-6	4	2	6	5	12	0	1	0	0	16
01	Taylor, B.J.	g	3-11	2-8	7-10	0	1	1	2	15	3	3	0	1	32
02	Allen, Terrell	g	0-0	0-0	3-4	0	2	2	3	3	2	1	0	2	29
15	Dawkins, Aubrey	g	5-13	2-6	0-0	2	3	5	4	12	2	0	0	1	35
04	DeJesus, Ceasar	g	0-1	0-0	0-0	0	0	0	0	0	0	1	0	0	3
10	Griffin, Dayon	g	0-5	0-3	2-2	1	6	7	4	2	3	2	0	0	27
20	Bertz, Frank	g	0-1	0-1	0-0	0	0	0	0	0	0	1	1	0	8
21	Brown, Chad	g	3-3	0-0	1-1	0	10	10	2	7	0	0	1	0	24
	Team				1	1	2								
	Totals		19-51	4-20	22-31	9	28	37	21	64	13	12	2	5	200

FG % 1st Half: 8-29 27.6% 2nd half: 11-22 50.0% Game: 19-51 37.3%
 3FG % 1st Half: 2-11 18.2% 2nd half: 2-9 22.2% Game: 4-20 20.0%
 FT % 1st Half: 5-8 62.5% 2nd half: 17-23 73.9% Game: 22-31 71.0%

Deadball Rebounds 2

Officials: Rodrick Dixon, Kelly Self, Mike Nance
 Technical fouls: Tulsa-Elijah Joiner, UCF-Fall, Tacko.
 Attendance: 4155

Score by periods	1st	2nd	Total
Tulsa	32	30	62
UCF	23	41	64

Points	In	Off	2nd	Fast	Bench
TUL	18	9	2	23	17
UCF	24	12	7	12	9

Last FG - TUL 2nd-00:12, UCF 2nd-06:36.
 Largest lead - TUL by 15 1st-05:11, UCF by 7 2nd-06:36.
 TUL led for 24:32. UCF led for 14:05. Game was tied for 01:23.

Score tied - 2 times.
 Lead changed - 2 times.

Official Basketball Box Score -- Game Totals -- Final Statistics UCF vs Memphis 01/27/19 3:00 pm at Memphis, Tenn.

UCF 57 • 15-4; (5-2)

#	Player	Total		3-Ptr		Rebounds			PF	TP	A	TO	Blk	Stl	Min
		FG-FGA	FG-FGA	FT-FTA	Off	Def	Tot								
35	Smith, Collin	f	4-8	0-1	0-0	2	1	3	3	8	2	2	0	3	25
24	Fall, Tacko	c	3-4	0-0	1-4	2	4	6	3	7	1	3	2	0	19
01	Taylor, B.J.	g	3-11	2-6	2-2	0	1	1	0	10	2	1	0	1	31
02	Allen, Terrell	g	2-5	1-3	0-0	0	0	0	3	5	3	1	0	1	24
15	Dawkins, Aubrey	g	1-10	0-5	0-0	1	2	3	4	2	1	4	0	1	29
04	DeJesus, Ceasar	g	4-4	0-0	0-0	0	0	0	1	8	0	0	1	0	12
10	Griffin, Dayon	g	1-6	1-6	1-4	0	1	1	1	4	2	2	1	2	25
12	Grant, Xavier	g	0-0	0-0	2-2	0	0	0	0	2	0	0	0	0	2
13	Renaud, Levy	g	0-0	0-0	0-0	0	0	0	0	0	0	0	0	0	1
20	Bertz, Frank	g	2-5	2-5	0-0	0	1	1	1	6	1	0	0	1	13
21	Brown, Chad	g	1-4	0-0	1-2	5	4	9	1	3	0	2	3	0	17
25	Anders, Ryan	g	1-1	0-0	0-0	0	0	0	0	2	0	0	0	0	2
	Team				2	2	4								
	Totals		22-58	6-26	7-14	12	16	28	17	57	12	15	7	9	200

FG % 1st Half: 12-26 46.2% 2nd half: 10-32 31.3% Game: 22-58 37.9%
 3FG % 1st Half: 3-10 30.0% 2nd half: 3-16 18.8% Game: 6-26 23.1%
 FT % 1st Half: 1-3 33.3% 2nd half: 6-11 54.5% Game: 7-14 50.0%

Deadball Rebounds 1

Memphis 77 • 13-7; (5-2)

#	Player	Total		3-Ptr		Rebounds			PF	TP	A	TO	Blk	Stl	Min
		FG-FGA	FG-FGA	FT-FTA	Off	Def	Tot								
00	Kyvon Davenport	f	4-6	1-1	2-2	2	3	5	2	11	1	3	0	0	24
04	Raynere Thornton	f	4-7	1-1	2-2	4	7	11	2	11	1	1	0	1	34
14	Isaiah Maurice	f	2-6	1-4	2-2	1	4	5	5	7	0	0	2	0	16
03	Jeremiah Martin	g	4-13	1-5	1-2	1	2	3	3	10	7	0	1	2	34
05	Kareem Brewton	g	1-4	0-2	1-2	2	2	4	0	3	2	4	0	1	13
01	Tyler Harris	g	5-10	4-9	0-0	0	2	2	0	14	0	1	0	0	23
02	Alex Lomax	g	4-8	0-0	0-0	1	1	2	2	8	3	4	0	2	22
10	Mike Parks	g	5-9	0-1	3-4	5	3	8	0	13	0	1	0	1	19
11	Antwann Jones	g	0-2	0-1	0-0	0	1	1	1	0	2	2	3	0	14
30	Evin Olds	g	0-0	0-0	0-0	0	0	0	0	0	0	0	0	0	1
	Team				5	0	5								
	Totals		29-65	8-24	11-14	21	25	46	15	77	16	17	6	7	200

FG % 1st Half: 13-32 40.6% 2nd half: 16-33 48.5% Game: 29-65 44.6%
 3FG % 1st Half: 3-12 25.0% 2nd half: 5-12 41.7% Game: 8-24 33.3%
 FT % 1st Half: 9-11 81.8% 2nd half: 2-3 66.7% Game: 11-14 78.6%

Deadball Rebounds 1,3

Officials: Keith Kimble, Gerry Pollard, Doug Simons
 Technical fouls: UCF-None, Memphis-None.
 Attendance: 17046

Score by periods	1st	2nd	Total
UCF	28	29	57
Memphis	38	39	77

Points	In	Off	2nd	Fast	Bench
UCF	30	12	11	11	25
MEM	38	13	14	5	35

Last FG - UCF 2nd-01:33, MEM 2nd-00:51.
 Largest lead - UCF None, MEM by 23 2nd-04:45.
 UCF led for 00:00, MEM led for 38:21. Game was tied for 01:32.

Score tied - 1 time.
 Lead changed - 0 times.

Official Basketball Box Score -- Game Totals -- Final Statistics UCF vs Tulane 01/23/19 7:02 p.m. at Devlin Fieldhouse, New Orleans, LA

UCF 75 • 15-3, 5-1

#	Player	Total		3-Ptr		Rebounds			PF	TP	A	TO	Blk	Stl	Min
		FG-FGA	FG-FGA	FT-FTA	Off	Def	Tot								
15	Dawkins, Aubrey	f	7-13	3-7	2-2	1	6	7	1	19	1	0	0	2	28
35	Smith, Collin	f	4-9	0-2	3-6	1	3	4	3	11	0	0	1	1	27
24	Fall, Tacko	c	2-6	0-0	0-2	3	7	10	4	4	0	4	3	1	20
01	Taylor, B.J.	g	8-15	1-4	0-0	1	2	3	1	17	3	1	0	1	30
02	Allen, Terrell	g	2-2	1-1	0-0	0	2	2	2	5	4	0	0	2	24
04	DeJesus, Ceasar	g	2-8	0-2	0-0	0	0	0	3	4	1	0	0	2	16
10	Griffin, Dayon	g	3-7	3-7	0-0	1	1	2	0	9	0	2	0	1	19
12	Grant, Xavier	g	0-1	0-1	0-0	0	1	1	0	0	0	2	0	0	2
13	Renaud, Levy	g	0-1	0-0	0-0	0	0	0	0	0	0	0	0	0	2
20	Bertz, Frank	g	1-4	0-3	0-0	1	2	3	0	2	0	0	0	2	17
21	Brown, Chad	g	2-4	0-0	0-0	1	1	2	4	0	0	0	0	0	13
25	Anders, Ryan	g	0-1	0-1	0-0	0	1	1	1	0	0	0	0	0	2
	Team				6	1	7								
	Totals		31-71	8-28	5-10	15	27	42	17	75	9	11	4	12	200

FG % 1st Half: 19-36 52.8% 2nd half: 12-35 34.3% Game: 31-71 43.7%
 3FG % 1st Half: 4-11 36.4% 2nd half: 4-17 23.5% Game: 8-28 28.6%
 FT % 1st Half: 3-5 60.0% 2nd half: 2-6 33.3% Game: 5-10 50.0%

Deadball Rebounds 2

Tulane 50 • 4-14, 0-6

#	Player	Total		3-Ptr		Rebounds			PF	TP	A	TO	Blk	Stl	Min
		FG-FGA	FG-FGA	FT-FTA	Off	Def	Tot								
21	SEHIC, Samir	f	4-11	1-3	2-2	1	7	8	3	11	2	2	0	0	32
23	PAUL, Blake	f	4-10	0-0	0-0	4	8	12	1	8	0	3	1	0	25
00	CORNISH, Jordan	g	1-3	0-0	2-2	1	4	5	1	4	4	4	1	0	30
10	DANIELS, Caleb	g	3-12	0-3	3-6	1	1	2	1	9	2	4	1	0	32
12	ZHANG, Kevin	g	3-10	2-5	2-2	0	3	3	3	10	0	2	1	0	28
04	WOOD, Moses	g	1-2	0-0	0-0	1	3	4	0	2	0	1	1	3	19
05	CRABTREE, Connor	g	2-5	0-1	1-2	0	1	1	1	5	1	1	2	2	18
15	QUINN, Grant	g	0-0	0-0	1-2	0	0	0	0	1	0	0	0	0	1
24	BARRETT, Shakwon	g	0-1	0-0	0-0	0	0	0	0						



GAME 30 • UCF AT TEMPLE

Official Basketball Box Score -- Game Totals -- Final Statistics Houston vs UCF 02/07/19 7:00 pm at Orlando, Fla. (CFE Arena)

Houston 77 • 22-1;9-1

#	Player	Total		3-Ptr		Rebounds			PF	TP	A	TO	Blk	Stl	Min
		FG-FGA	FG-FGA	FT-FTA	Off	Def	Tot								
24	Breaon Brady	f	0-1	0-0	0-0	0	0	0	4	0	0	0	0	0	3
35	Fabian White Jr	f	0-3	0-0	0-0	0	2	2	3	0	1	0	0	1	16
03	Armoni Brooks	g	3-10	3-10	5-6	1	6	7	2	14	0	0	0	0	38
05	Corey Davis Jr.	g	8-13	1-6	9-12	0	3	3	1	26	5	4	0	1	39
25	Galen Robinson, Jr.	g	6-12	0-3	0-2	0	5	5	1	12	7	1	0	1	36
01	Chris Harris Jr.	g	2-3	0-0	0-0	3	1	4	2	4	0	1	1	1	18
11	Nate Hinton	g	2-6	0-1	2-4	1	5	6	4	6	0	0	0	0	17
13	DeJon Jarreau	g	0-1	0-0	4-4	0	2	2	3	4	0	3	0	1	6
23	Cedrick Alley Jr.	g	3-7	3-7	0-0	0	4	4	1	9	0	0	0	1	13
55	Brisson Gresham	g	1-1	0-0	0-0	3	0	3	2	2	0	1	2	1	14
	Team					3	4	7							
	Totals		25-57	7-27	20-28	11	32	43	23	77	13	10	3	7	200

FG % 1st Half: 13-27 48.1% 2nd half: 12-30 40.0% Game: 25-57 43.9%
 3FG % 1st Half: 5-13 38.5% 2nd half: 2-14 14.3% Game: 7-27 25.9%
 FT % 1st Half: 9-10 90.0% 2nd half: 11-18 61.1% Game: 20-28 71.4%

UCF 68 • 16-5;6-3

#	Player	Total		3-Ptr		Rebounds			PF	TP	A	TO	Blk	Stl	Min
		FG-FGA	FG-FGA	FT-FTA	Off	Def	Tot								
35	Smith,Collin	f	0-1	0-0	0-0	1	0	1	3	0	0	3	0	0	11
24	Fall,Tacko	c	5-6	0-0	3-7	2	4	6	3	13	0	2	0	0	19
01	Taylor,B.J.	g	6-12	2-7	7-9	0	2	2	3	21	7	0	0	1	36
02	Allen,Terrell	g	2-6	0-2	1-1	1	4	5	1	5	3	4	0	2	31
15	Dawkins,Aubrey	g	5-15	3-7	0-2	1	4	5	5	13	0	2	2	0	33
04	DeJesus,Ceasar	g	0-3	0-1	2-4	0	1	1	0	2	0	0	1	0	12
10	Griffin,Dayon	g	1-3	1-3	0-2	0	3	3	3	3	1	0	0	0	19
20	Bertz, Frank	g	2-5	2-4	0-0	0	1	1	3	6	1	0	0	0	17
21	Brown, Chad	g	2-3	0-0	1-2	1	4	5	2	5	0	0	2	1	22
	Team					2	3	5							
	Totals		23-54	8-24	14-27	8	26	34	23	68	12	11	5	4	200

FG % 1st Half: 7-25 28.0% 2nd half: 16-29 55.2% Game: 23-54 42.6%
 3FG % 1st Half: 3-12 25.0% 2nd half: 5-12 41.7% Game: 8-24 33.3%
 FT % 1st Half: 3-17 47.1% 2nd half: 6-10 60.0% Game: 14-27 51.9%

Officials: Chuck Jones, Michael Roberts, Michael Stephens
 Technical fouls: Houston-None. UCF-None.
 Attendance: 6292

Score by periods	1st	2nd	Total
Houston	40	37	77
UCF	25	43	68

Last FG - HOU 2nd-00:35, UCF 2nd-00:11.
 Largest lead - HOU by 20 2nd-07:12, UCF by 1 1st-18:42.
 HOU led for 36:28. UCF led for 01:28. Game was tied for 01:49.

Score tied - 1 time.
 Lead changed - 1 time.

Official Basketball Box Score -- Game Totals -- Final Statistics UCF vs SMU 02/10/19 1:00 pm at Dallas, Texas (Moody Coliseum)

UCF 71 • 17-5; 7-3

#	Player	Total		3-Ptr		Rebounds			PF	TP	A	TO	Blk	Stl	Min
		FG-FGA	FG-FGA	FT-FTA	Off	Def	Tot								
35	Smith,Collin	f	7-11	0-1	4-4	3	7	10	3	18	5	1	0	1	30
24	Fall,Tacko	c	4-5	0-0	2-2	0	3	3	1	10	0	2	2	1	26
01	Taylor,B.J.	g	3-7	2-4	0-0	0	2	2	0	8	7	2	0	1	37
02	Allen,Terrell	g	0-6	0-1	0-0	1	1	2	3	0	2	1	0	1	27
15	Dawkins,Aubrey	g	9-12	4-6	4-5	1	4	5	1	26	2	3	1	1	38
04	DeJesus,Ceasar	g	0-0	0-0	0-0	0	0	0	0	0	0	1	0	0	4
10	Griffin,Dayon	g	2-5	1-4	0-0	0	2	2	2	5	0	1	1	0	19
20	Bertz, Frank	g	0-0	0-0	0-0	0	0	0	1	0	0	0	0	0	6
21	Brown, Chad	g	1-4	0-0	2-2	0	3	3	1	4	0	1	0	0	13
	Team					0	5	5							
	Totals		26-50	7-16	12-13	5	27	32	12	71	16	13	4	5	200

FG % 1st Half: 14-26 53.8% 2nd half: 12-24 50.0% Game: 26-50 52.0%
 3FG % 1st Half: 2-6 33.3% 2nd half: 5-10 50.0% Game: 7-16 43.8%
 FT % 1st Half: 6-7 85.7% 2nd half: 6-6 100.0% Game: 12-13 92.3%

SMU 65 • 12-11; 4-7

#	Player	Total		3-Ptr		Rebounds			PF	TP	A	TO	Blk	Stl	Min
		FG-FGA	FG-FGA	FT-FTA	Off	Def	Tot								
01	Feron Hunt	f	3-8	1-5	0-0	1	3	4	2	7	0	1	1	0	20
15	Isiah Mike	f	7-16	4-11	0-3	1	9	10	3	18	4	1	3	0	39
25	Ethan Charcois	f	2-7	2-6	5-5	3	0	3	3	11	4	2	0	1	35
05	Nat Dixon	g	0-4	0-3	0-0	2	3	5	2	0	2	0	0	2	27
33	Jimmy Whitt Jr.	g	11-19	1-3	0-2	2	1	3	2	23	4	3	1	2	40
00	Jahmal McMurray	g	0-3	0-3	0-0	0	0	0	1	0	1	0	0	0	5
03	William Douglas	g	0-1	0-1	0-0	1	0	1	0	0	1	0	0	1	4
13	CJ White	g	2-5	2-5	0-0	0	1	1	1	6	0	1	1	0	26
21	Jahmar Young Jr.	g	0-0	0-0	0-0	0	1	1	0	0	0	0	0	1	4
	Team					2	1	3							
	Totals		25-63	10-37	5-10	12	19	31	14	65	16	8	6	7	200

FG % 1st Half: 11-36 30.6% 2nd half: 14-27 51.9% Game: 25-63 39.7%
 3FG % 1st Half: 6-25 24.0% 2nd half: 4-12 33.3% Game: 10-37 27.0%
 FT % 1st Half: 0-2 0.0% 2nd half: 5-8 62.5% Game: 5-10 50.0%

Officials: Bill Ek, Kelly Self, Randy Heimerman
 Technical fouls: UCF-None. SMU-None.
 Attendance: 5989

Score by periods	1st	2nd	Total
UCF	36	35	71
SMU	28	37	65

Last FG - UCF 2nd-02:01, SMU 2nd-00:25.
 Largest lead - UCF by 12 2nd-17:55, SMU by 2 1st-10:39.
 UCF led for 36:59. SMU led for 00:54. Game was tied for 02:03.

Score tied - 2 times.
 Lead changed - 2 times.

Official Basketball Box Score -- Game Totals -- Final Statistics South Fla. vs UCF 02/13/19 7:00 pm at Orlando, Fla. (CFE Arena)

South Fla. 65 • 17-7;7-5

#	Player	Total		3-Ptr		Rebounds			PF	TP	A	TO	Blk	Stl	Min
		FG-FGA	FG-FGA	FT-FTA	Off	Def	Tot								
04	Michael Durr	f	0-0	0-0	0-0	0	0	0	5	0	0	1	0	0	10
20	Mayan Kiir	f	0-4	0-1	0-0	1	1	2	2	0	0	2	0	0	12
04	David Collins	g	5-8	1-2	9-12	0	2	1	4	20	0	0	0	1	32
03	Laquincy Rideau	g	3-17	1-6	3-9	3	2	5	4	10	5	2	0	5	34
13	Justin Brown	g	4-6	3-4	1-1	1	1	2	2	12	0	0	0	0	26
01	Xavier Castaneda	g	3-5	1-1	0-0	0	0	0	1	7	5	4	0	0	20
05	Rashun Williams	g	0-0	0-0	0-0	0	0	0	1	0	0	0	0	0	4
10	Alexis Yetna	g	2-8	0-3	4	8	12	2	4	1	1	0	0	0	24
23	T.J. Lang	g	3-6	2-4	0-0	0	3	3	2	8	1	0	0	0	20
34	Antun Maricevic	g	1-1	1-1	1-2	1	0	1	5	4	0	0	2	0	12
41	Nikola Scekic	g	0-2	0-2	0-0	0	0	0	3	0	0	0	0	0	6
	Team					5	3	8							
	Totals		21-57	9-24	14-27	15	19	34	31	65	12	10	2	6	200

FG % 1st Half: 8-28 28.6% 2nd half: 13-29 44.8% Game: 21-57 36.8%
 3FG % 1st Half: 2-11 18.2% 2nd half: 7-13 53.8% Game: 9-24 37.5%
 FT % 1st Half: 7-16 43.8% 2nd half: 7-11 63.6% Game: 14-27 51.9%

UCF 78 • 18-5;8-3

#	Player	Total		3-Ptr		Rebounds			PF	TP	A	TO	Blk	Stl	Min
		FG-FGA	FG-FGA	FT-FTA	Off	Def	Tot								
35	Smith,Collin	f	3-5	0-0	3-3	2	3	5	5	9	1	3	1	1	23
24	Fall,Tacko	c	6-9	0-0	9-21	2	7	9	3	21	1	1	5	0	26
01	Taylor,B.J.	g	3-6	1-1	6-7	2	1	3	3	13	7	1	0	0	29
02	Allen,Terrell	g	5-8	2-3	2-2	0	3	3	2	14	4	0	0	1	27
15	Dawkins,Aubrey	g	4-8	1-4	1-2	0	2	2	2	10	1	0	0	2	32
04	DeJesus,Ceasar	g	0-1	0-0	1-3	0	2	2	2	1	0	1	0	0	16
10	Griffin,Dayon	g	2-3	1-2	0-0	0	1	1	1	5	0	2	0	0	10
20	Bertz, Frank	g	0-1	0-1	0-0	0	0	0	1	0	1	0	1	0	16
21	Brown, Chad	g	1-3	0-0	3-6	4	5	9	3	5	1	2	0	1	21
	Team					1	2	3							
	Totals		24-44	5-11	25-44	11	26	37	22	78	16	10	7	5	200

FG % 1st Half: 13-26 50.0% 2nd half: 11-18 61.1% Game: 24-44 54.5%
 3FG % 1st Half: 3-7 42.9% 2nd half: 2-4 50.0% Game: 5-11 45.5%
 FT % 1st Half: 10-22 45.5% 2nd half: 15-22 68.2% Game: 25-44 56.8%

Officials: Olandis Poole, Todd Austin, Pat Adams
 Technical fouls: South Fla.-None. UCF-None.
 Attendance: 4719

Score by periods	1st	2nd	Total
South Fla.	25	40	65
UCF	39	39	78

Last FG - USF 2nd-00:20, UCF 2nd-04:55.
 Largest lead - USF None, UCF by 26 2nd-12:32.
 USF led for 00:00. UCF led for 39:37. Game was tied for 00:23.

Score tied - 0 times.
 Lead changed - 0 times.

Official Basketball Box Score -- Game Totals -- Final Statistics Memphis vs UCF 02/16/19 6:00 pm at Orlando, Fla. (CFE Arena)

Memphis 72 • 15-11; 7-5

#	Player	Total		3-Ptr		Rebounds			PF	TP	A	TO	Blk	Stl	Min
		FG-FGA	FG-FGA	FT-FTA											



GAME 30 • UCF AT TEMPLE

Official Basketball Box Score -- Game Totals -- Final Statistics UCF vs Cincinnati

02/21/19 7:00 pm at Cincinnati, OH

UCF 55 • 19-6; 9-4

#	Player	Total		3-Ptr		Rebounds			PF	TP	A	TO	Blk	Stl	Min
		FG-FGA	FT-FTA	FG-FGA	FT-FTA	Off	Def	Tot							
35	Smith, Collin	f	2-4	0-0	1-1	2	3	5	2	5	0	3	0	0	29
24	Fall, Tacko	c	3-3	0-0	1-3	1	3	4	3	7	1	3	5	0	34
01	Taylor, B.J.	g	4-14	2-8	2-2	0	2	2	0	12	3	2	0	1	36
02	Allen, Terrell	g	2-5	1-4	0-0	0	3	3	3	5	5	2	0	2	33
15	Dawkins, Aubrey	g	7-13	4-6	0-0	0	3	3	1	18	1	1	0	1	37
04	DeJesus, Ceasar	g	0-1	0-0	0-0	0	0	0	0	0	0	1	0	0	2
10	Griffin, Dayon	g	0-1	0-0	0-0	0	1	1	0	0	1	1	0	0	12
20	Bertz, Frank	g	2-2	2-2	0-0	0	0	0	0	6	0	0	0	0	5
21	Brown, Chad	g	1-2	0-0	0-1	1	0	1	2	2	0	2	0	0	12
	Team					3	2	5							
	Totals		21-45	9-20	4-7	7	17	24	11	55	11	17	5	4	200

FG % 1st Half: 7-20 35.0% 2nd half: 14-25 56.0% Game: 21-45 46.7%
 3FG % 1st Half: 3-8 37.5% 2nd half: 6-12 50.0% Game: 9-20 45.0%
 FT % 1st Half: 1-2 50.0% 2nd half: 3-5 60.0% Game: 4-7 57.1%

Cincinnati 60 • 22-4; 11-2

#	Player	Total		3-Ptr		Rebounds			PF	TP	A	TO	Blk	Stl	Min
		FG-FGA	FT-FTA	FG-FGA	FT-FTA	Off	Def	Tot							
13	Tre Scott	f	3-7	1-2	0-0	3	2	5	1	7	2	2	1	1	29
33	Nysier Brooks	c	3-4	0-0	3-4	4	3	7	4	9	0	2	0	1	34
02	Keith Williams	g	4-12	2-3	2-2	0	0	0	1	12	1	1	1	0	30
03	Justin Jenifer	g	4-7	2-5	2-2	0	2	2	1	12	3	0	0	0	23
34	Jarron Cumberland	g	3-13	1-1	4-4	3	4	7	2	11	6	4	2	1	38
00	Logan Johnson	g	0-0	0-0	0-0	0	0	0	0	0	0	0	0	0	0+
05	Trevor Moore	g	0-1	0-1	0-0	0	2	2	1	0	0	2	0	0	13
10	Rashawn Fredericks	g	0-1	0-0	0-0	0	1	1	1	0	0	0	0	0	5
15	Cane Broome	g	4-7	1-2	0-0	0	1	1	0	9	1	2	0	0	22
22	Eliel Nsoseme	g	0-0	0-0	0-0	0	0	0	2	0	0	0	0	0	6
	Team					1	2	3							
	Totals		21-52	7-14	11-12	11	17	28	13	60	13	14	4	3	200

FG % 1st Half: 10-24 41.7% 2nd half: 11-28 39.3% Game: 21-52 40.4%
 3FG % 1st Half: 4-6 66.7% 2nd half: 3-8 37.5% Game: 7-14 50.0%
 FT % 1st Half: 1-2 100.0% 2nd half: 9-10 90.0% Game: 11-12 91.7%

Officials: Jeffrey Anderson, Don Daily, Michael Stephens
 Technical fouls: UCF-TEAM, Cincinnati-None.
 Attendance: 12377

Score by periods	1st	2nd	Total
UCF	18	37	55
Cincinnati	26	34	60

Points	In	Off	2nd	Fast	Bench
UCF	Paint	T/O	Chance	Break	
UCF	14	18	4	8	8
CIN	16	17	13	2	9

Last FG - UCF 2nd-00:07, CIN 2nd-00:24.
 Largest lead - UCF by 8 1st-16:13, CIN by 8 1st-01:34.
 UCF led for 18:37. CIN led for 17:42. Game was tied for 03:35.

Score tied - 3 times.
 Lead changed - 4 times.

Official Basketball Box Score -- Game Totals -- Final Statistics SMU vs UCF

02/24/19 12:00 pm at Orlando, Fla. (CFE Arena)

SMU 48 • 13-13; 5-9

#	Player	Total		3-Ptr		Rebounds			PF	TP	A	TO	Blk	Stl	Min
		FG-FGA	FT-FTA	FG-FGA	FT-FTA	Off	Def	Tot							
01	Feron Hunt	f	3-6	1-4	0-0	2	2	4	2	7	1	0	0	1	22
15	Isiah Mike	f	3-8	1-3	1-2	0	2	2	4	8	0	1	1	1	24
25	Ethan Charquois	f	3-7	1-3	2-2	1	1	2	4	9	1	0	0	0	26
00	Jahmal McMurray	g	3-17	1-5	1-2	0	5	5	1	8	1	2	0	0	29
33	Jimmy Whitt Jr.	g	2-12	0-3	0-0	3	4	7	4	4	1	1	0	0	23
03	William Douglas	g	0-6	0-4	2-2	0	1	1	1	2	0	0	0	0	11
05	Nat Dixon	g	1-9	1-6	0-1	0	2	2	1	3	0	0	0	0	24
12	James Pyle	g	0-0	0-0	0-0	0	0	0	0	0	0	0	0	0	1
13	CJ White	g	2-4	2-4	1-2	2	3	5	1	7	2	0	0	1	31
21	Jahmar Young Jr.	g	0-4	0-0	0-0	2	2	2	3	0	0	0	1	0	9
	Team					1	4	5							
	Totals		17-69	7-32	7-11	9	26	35	21	48	6	4	2	3	200

FG % 1st Half: 7-35 20.0% 2nd half: 10-34 29.4% Game: 17-69 24.6%
 3FG % 1st Half: 3-15 20.0% 2nd half: 4-17 23.5% Game: 7-32 21.9%
 FT % 1st Half: 1-2 50.0% 2nd half: 6-9 66.7% Game: 7-11 63.6%

UCF 95 • 20-6; 10-4

#	Player	Total		3-Ptr		Rebounds			PF	TP	A	TO	Blk	Stl	Min
		FG-FGA	FT-FTA	FG-FGA	FT-FTA	Off	Def	Tot							
35	Smith, Collin	f	3-8	0-0	3-5	2	8	10	2	9	3	0	0	0	28
24	Fall, Tacko	c	11-14	0-0	1-3	6	14	20	0	23	1	2	2	0	26
01	Taylor, B.J.	g	4-10	4-8	2-3	0	2	2	1	14	2	0	0	0	29
02	Allen, Terrell	g	4-7	0-1	3-4	0	4	4	4	11	8	1	0	2	25
15	Dawkins, Aubrey	g	3-8	3-6	2-2	0	5	5	2	11	0	0	0	0	23
10	Griffin, Dayon	g	1-5	1-5	0-0	0	1	1	3	3	1	0	0	0	17
12	Grant, Xavier	g	1-1	0-0	0-0	0	0	0	0	2	0	0	0	0	3
13	Renaud, Levy	g	0-0	0-0	0-0	0	0	0	0	2	0	0	0	0	3
20	Bertz, Frank	g	3-7	3-6	0-0	1	1	2	2	9	0	0	0	0	20
21	Brown, Chad	g	4-6	0-0	5-8	2	9	11	0	13	1	1	0	0	23
25	Anders, Ryan	g	0-3	0-0	0-0	1	0	1	0	1	0	0	0	0	3
	Team					2	0	2							
	Totals		34-69	11-26	16-25	14	44	58	16	95	17	6	2	2	200

FG % 1st Half: 15-30 50.0% 2nd half: 19-39 48.7% Game: 34-69 49.3%
 3FG % 1st Half: 2-9 22.2% 2nd half: 9-17 52.9% Game: 11-26 42.3%
 FT % 1st Half: 9-16 56.3% 2nd half: 7-9 77.8% Game: 16-25 64.0%

Officials: Lee Cassell, John Gaffney, Ted Valentine
 Technical fouls: SMU-Isiah Mike, UCF-None.
 Attendance: 4978

Score by periods	1st	2nd	Total
SMU	18	30	48
UCF	41	54	95

Points	In	Off	2nd	Fast	Bench
SMU	Paint	T/O	Chance	Break	
SMU	14	3	13	1	12
UCF	46	3	20	13	27

Last FG - SMU 2nd-00:01, UCF 2nd-00:10.
 Largest lead - SMU None, UCF by 54 2nd-01:51.
 SMU led for 00:00. UCF led for 39:49. Game was tied for 00:11.

Score tied - 0 times.
 Lead changed - 0 times.

Official Basketball Box Score -- Game Totals -- Final Statistics UCF vs USF

02/27/19 7:00 p.m. at Tampa, Fla. - Yuengling Center

UCF 75 • 21-6, 11-4

#	Player	Total		3-Ptr		Rebounds			PF	TP	A	TO	Blk	Stl	Min
		FG-FGA	FT-FTA	FG-FGA	FT-FTA	Off	Def	Tot							
35	Smith, Collin	f	1-1	0-0	1-4	0	4	4	5	3	1	2	1	1	19
24	Fall, Tacko	c	6-10	0-0	6-8	3	2	5	4	18	1	3	0	0	28
01	Taylor, B.J.	g	4-10	1-4	6-9	0	2	2	1	15	5	1	0	1	37
02	Allen, Terrell	g	3-4	0-0	0-0	1	0	1	3	6	7	1	0	0	31
15	Dawkins, Aubrey	g	5-9	2-3	2-2	1	6	7	3	14	2	3	0	3	33
04	DeJesus, Ceasar	g	0-0	0-0	0-0	0	0	0	0	0	0	0	0	0	3
10	Griffin, Dayon	g	4-7	2-3	2-2	1	1	2	1	12	3	1	2	1	19
20	Bertz, Frank	g	1-3	0-2	2-2	0	0	0	1	4	0	0	0	0	11
21	Brown, Chad	g	1-1	0-0	1-2	1	6	7	2	3	0	1	0	0	19
	Team					1	0	1							
	Totals		25-45	5-12	20-29	8	21	29	20	75	19	12	3	6	200

FG % 1st Half: 14-23 60.9% 2nd half: 11-22 50.0% Game: 25-45 55.6%
 3FG % 1st Half: 3-6 50.0% 2nd half: 2-6 33.3% Game: 5-12 41.7%
 FT % 1st Half: 5-11 45.5% 2nd half: 15-18 83.3% Game: 20-29 69.0%

USF 63 • 18-10, 7-8

#	Player	Total		3-Ptr		Rebounds			PF	TP	A	TO	Blk	Stl	Min
		FG-FGA	FT-FTA	FG-FGA	FT-FTA	Off	Def	Tot							
04	DURR, Michael	f	4-5	0-1	0-1	2	2	4	3	8	0	0	2	0	17
10	YETNA, Alexis	g	3-7	0-4	2-4	1	4	5	2	8	0	1	0	1	22
00	COLLINS, David	g	3-11	1-6	3-4	0	1	1	5	10	4	3	0	0	35
03	RIDEAU, Laquincy	g	2-6	0-3	4-5	1	1	2	4	8	6	7	0	2	34
13	BROWN, Justin	g	4-4	3-3	4-5	0	1	1	2	15	0	0	0	0	25
01	CASTANEDA, Xavier	g	0-0	0-0	2-2	0	0	0	2	2	3	1	0	0	16
20	KIIR, Mayan	g	1-3	0-2	0-2	0	2	2	3	2	1	0	0	0	11
23	LANG, T.J.	g	0-4	0-3	0-0	0	2	2	1	0	1	2	0	1	21
34	MARICEVIC, Antun	g	4-5	2-2	0-0	2	1	3	3	10	1	0	0	0	17
41	SCEKIC, Nikola	g	0-1	0-1	0-1	0	0	0	0	0	0	0	0	0	2
	Team					3	2	5							
	Totals		21-46	6-25	15-24	9	16	25	25	63	16	15	2	4	200

FG % 1st Half: 12-24 50.0% 2nd half: 9-22 40.9% Game: 21-46 45.7%
 3FG % 1st Half: 3-12 25.0% 2nd half: 3-13 23.1% Game: 6-25 24.0%



GAME 30 • UCF AT TEMPLE

Official Basketball Box Score -- Game Totals -- Final Statistics Cincinnati vs UCF 03/07/19 7:00 pm at Orlando, Fla. (CFE Arena)

Cincinnati 55 • 25-5; 14-3

#	Player	Total		3-Ptr		Rebounds			PF	TP	A	TO	Blk	Stl	Min
		FG-FGA	FG-FGA	FT-FTA	Off	Def	Tot								
13	Tre Scott	f	9-15	2-3	0-1	6	3	9	1	20	3	1	0	1	39
33	Nysier Brooks	c	1-3	0-0	0-0	2	1	3	5	2	0	0	0	0	13
02	Keith Williams	g	2-8	0-2	0-0	2	1	3	3	4	1	1	0	1	27
03	Justin Jenifer	g	1-3	1-2	0-0	0	3	3	1	3	1	1	0	0	27
34	Jarron Cumberland	g	5-18	0-3	0-1	0	4	4	2	10	5	5	0	0	36
00	Logan Johnson		0-0	0-0	0-0	0	0	0	0	0	0	0	0	0	0+
05	Trevor Moore		1-2	1-2	2-2	0	1	1	1	5	0	0	0	0	11
10	Rashawn Fredericks		0-0	0-0	0-0	0	2	2	1	0	0	0	0	0	3
15	Cane Broome		3-10	2-6	0-0	0	0	0	0	8	0	0	0	2	23
20	Mamoudou Diarra		1-3	0-0	1-2	2	1	3	0	3	1	0	1	2	14
22	Eliel Nsoseme		0-0	0-0	0-0	0	1	1	2	0	0	0	1	0	7
	Team					3	1	4			2				
Totals			23-62	6-18	3-6	15	18	33	16	55	11	10	2	6	200

FG % 1st Half: 9-29 31.0% 2nd half: 14-33 42.4% Game: 23-62 37.1% Deadball
 3FG % 1st Half: 2-8 25.0% 2nd half: 4-10 40.0% Game: 6-18 33.3% Rebounds
 FT % 1st Half: 1-2 50.0% 2nd half: 2-4 50.0% Game: 3-6 50.0% 2

UCF 58 • 23-6; 13-4

#	Player	Total		3-Ptr		Rebounds			PF	TP	A	TO	Blk	Stl	Min
		FG-FGA	FG-FGA	FT-FTA	Off	Def	Tot								
35	Smith,Collin	f	2-8	0-0	2-4	2	5	7	4	6	1	5	1	0	22
24	Fall,Tacko	c	5-6	0-0	0-0	5	1	6	3	10	1	1	3	0	24
01	Taylor,B.J.	g	8-19	3-7	3-5	0	6	6	0	22	1	0	0	0	38
02	Allen,Terrell	g	1-3	1-1	2-2	0	3	3	3	5	2	3	0	0	33
15	Dawkins,Aubrey	g	2-7	1-4	0-0	1	2	3	1	5	1	1	0	0	27
10	Griffin,Dayon		3-7	1-5	0-0	0	1	1	1	7	0	0	0	0	23
20	Bertz,Frank		0-2	0-1	0-0	3	1	4	0	0	1	2	0	1	14
21	Brown,Chad		1-1	0-0	1-2	3	3	6	1	3	0	1	3	0	19
	Team					1	3	4			1				
Totals			22-53	6-18	8-13	15	25	40	13	58	7	14	7	1	200

FG % 1st Half: 13-31 41.9% 2nd half: 9-22 40.9% Game: 22-53 41.5% Deadball
 3FG % 1st Half: 2-8 25.0% 2nd half: 4-10 40.0% Game: 6-18 33.3% Rebounds
 FT % 1st Half: 1-3 33.3% 2nd half: 7-10 70.0% Game: 8-13 61.5% 3

Officials: John Gaffney,Doug Sirmons,Doug Shows
 Technical fouls: Cincinnati-None. UCF-None.
 Attendance: 9141

Score by periods	1st	2nd	Total
Cincinnati	21	34	55
UCF	29	29	58

Points	In	Off	2nd	Fast	Bench
	Paint	T/O	Chance	Break	
UC	30	10	17	13	16
UCF	30	10	14	11	10

Last FG - UC 2nd-00:14, UCF 2nd-00:17.
 Largest lead - UC by 1 1st-13:52, UCF by 10 1st-02:04.
 UC led for 00:59, UCF led for 36:49, Game was tied for 02:12.

Score tied - 4 times.
 Lead changed - 2 times.