



# GAME 31 • AAC QUARTERFINALS

Director, Strategic Communications: Daniel Forcella | Cell: (207) 650-6790 | Email: dforcella@athletics.ucf.edu

Assistant Director, Strategic Communications: Kelly Cartner | Cell: (248) 978-5201 | Email: kcartner@athletics.ucf.edu

## GAME INFORMATION

Date ..... Friday, March 15  
 Time ..... 2 p.m. ET/1 p.m. CT  
 Site ..... Memphis, Tenn.  
 Stadium ..... FedEx Forum  
 Capacity ..... 18,400  
 TV ..... ESPN2  
 Play-by-Play ..... Adam Amin  
 Analyst ..... John Thompson III  
 Radio ..... FM96.9/AM740 The Game  
 Play-by-Play ..... Marc Daniels  
 Twitter ..... @UCF\_MBB  
 Hashtag ..... #ChargeOn

## SCHEDULE/RESULTS

O29	Flagler&		W, 86-69
N6	Rider	ESPN3	W, 84-70
N11	FAU	ESPN3	L, 80-79
N15	vs. Cal State Fullerton#	ESPN3	W, 68-52
N16	vs. Saint Joseph's#	ESPN2	W, 77-57
N18	vs. Western Kentucky#	ESPN2	W, 78-62
N24	Northern Kentucky	ESPN3	W, 66-53
N29	Alabama	ESPNU	W, 70-64
D2	at Missouri	ESPNU	L, 64-62 (ot)
D8	Grambling	ESPN3	W, 70-45
D11	Georgia Southern	ESPN3	W, 95-88
D16	Stetson	ESPN3	W, 90-65
D21	Illinois State	ESPN3	W, 77-56
J2	Temple*	ESPNNews	W, 78-73
J5	at UConn*	ESPNNews	W, 65-53
J13	ECU*	ESPNU	W, 76-65
J16	at Wichita State*	CBSSN	L, 75-67
J19	Tulsa*	ESPNU	W, 64-62
J23	at Tulane*	ESPN3	W, 75-50
J27	at Memphis*	CBSSN	L, 77-57
J31	UConn*	ESPNU	W, 73-67
F7	#12/12 Houston*	CBSSN	L, 77-68
F10	at SMU*	ESPNNews	W, 71-65
F13	S. Florida*	ESPNNews	W, 78-65
F16	Memphis*	ESPN2	W, 79-72
F21	at #23/25 Cincinnati*	ESPN2	L, 60-55
F24	SMU*	CBSSN	W, 95-48
F27	at S. Florida*	ESPN3	W, 75-63
M2	at #6/8 Houston*	ESPN	W, 69-64
M7	#19/20 Cincinnati*	ESPN2	W, 58-55
M9	at Temple*	ESPN2	L, 67-62
M15	vs. Memphis/Tulane	ESPN2	2 p.m.
M16	AAC Semifinals%	ESPN2	3 p.m.
M17	AAC Finals%	ESPN	3:15 p.m.

\* American Athletic Conference contest  
 & Exhibition contest  
 # Myrtle Beach Invitational  
 % American Athletic Conference Tournament  
 All times Eastern



**4** (rv/rv) **UCF KNIGHTS** (23-7, 13-5)  
**Head Coach:** Johnny Dawkins (Duke, 1986)  
**Record at UCF:** 66-32 (3rd Season)  
**Overall Record:** 222-147 (11th Season)

VS



**5** **MEMPHIS TIGERS** (19-12, 11-7)  
**Head Coach:** Anfernee 'Penny' Hardaway (Memphis, 2003)  
**Record at Memphis:** 19-12 (1st Season)  
**Overall Record:** 19-12 (1st Season)

OR



**12** **TULANE GREEN WAVE** (4-26, 0-18)  
**Head Coach:** Mike Dunleavy Sr. (South Carolina, 1976)  
**Record at Tulane:** 24-68 (3rd Season)  
**Overall Record:** 24-68 (3rd Season)

## UCFACTS

### SETTING THE SCENE

- The Knights played some of their best basketball down the final stretch of the regular season, winning four of their last five to finish 23-7 overall and 13-5 in league play.
- UCF defeated then No. 6 Houston on the road and then No. 19 Cincinnati during the stretch.
- The Knights earned the four seed in this weekend's American Athletic Conference Championship and will play the winner of fifth seeded Memphis and 12th seeded Tulane.
- It matches the highest AAC seeding for UCF, while the 13 wins are the most ever for the Knights

### REGULAR SEASON RECORD

- UCF concluded the regular season at 23-7, setting a new program Division I record for most regular season wins in the regular season.
- The most total wins in a season in UCF's D1 history is 25 in 2003-04 and in the entire history of the program it is 26 in 1977-78.
- Dawkins' 2016-17 squad won 24 games, which included one win in the American Athletic Conference Tournament and three victories in the NIT.
- The Knights' 13 wins in league play mark the most for UCF since joining The American and the most in any conference since going 13-7 in Atlantic Sun action back in 2004-05.

### DARING TO DANCE

- According to most prognosticators, UCF is on the verge of earning its first ever at-large berth to the NCAA Men's Basketball Tournament.
- The Knights have been to the NCAA Tournament just four times in their history (1994, 1996, 2004, 2005), each time winning the Atlantic Sun Conference Tournament to earn their spot.
- As of the start of the conference tournament, most are predicting an eight or nine seed for UCF.

### CONFERENCE TOURNAMENT TIME

- The Knights have won four Atlantic Sun Conference Tournaments, but never won the Conference USA Tournament and have yet to win the tourney in The American.
- Two years ago, UCF advanced to its first semifinals in The American, falling to eventual champion SMU.
- The Knights are 3-5 all-time in the American Athletic Conference Championship.

## A UCF WIN WOULD

- Be better than a loss
- Make the Knights one game off of the program's D1 record for total wins in a season
- Advance UCF to the semifinals of The American Tournament for the second time ever
- Earn the Knights their ninth overall win away from home
- Either pull the Knights to 22-7 vs. Memphis or extend their advantage to 16-3 vs. Tulane

## RECORD BREAKDOWN

Overall .....	23-7
The American .....	13-5
Non-Conference .....	10-2
Home .....	15-2
Away .....	5-5
Neutral .....	3-0

Twitter: @UCF\_MBB | Instagram: UCF.MBB | Facebook: /UCFMensBasketball



BY THE NUMBERS

KNIGHTS

Table with 2 columns: Statistic and Value. Rows include Points (72.7), Defense (63.8), Margin (+8.9), FG% (46.7), FG% Defense (39.3), Threes (6.8), 3FG% (35.6), 3FG% Defense (31.4), FT% (64.7), Reb Margin (+2.6), Assists (13.5), TOs (11.7), Ast-to (1.2), Steals (5.7), Blocks (4.4).

TIGERS

Table with 2 columns: Statistic and Value. Rows include Points (81.3), Defense (76.0), Margin (+5.3), FG% (45.9), FG% Defense (42.6), Threes (7.4), 3FG% (32.8), 3FG% Defense (32.4), FT% (70.5), Reb Margin (+2.1), Assists (15.6), TOs (15.3), Ast-to (1.0), Steals (8.0), Blocks (3.9).

KNIGHTS

Table with 2 columns: Statistic and Value. Rows include Points (72.7), Defense (63.8), Margin (+8.9), FG% (46.7), FG% Defense (39.3), Threes (6.8), 3FG% (35.6), 3FG% Defense (31.4), FT% (64.7), Reb Margin (+2.6), Assists (13.5), TOs (11.7), Ast-to (1.2), Steals (5.7), Blocks (4.4).

WAVE

Table with 2 columns: Statistic and Value. Rows include Points (67.1), Defense (77.3), Margin (-10.2), FG% (41.2), FG% Defense (44.0), Threes (6.9), 3FG% (32.0), 3FG% Defense (33.3), FT% (69.1), Reb Margin (-1.9), Assists (14.2), TOs (15.2), Ast-to (0.9), Steals (4.7), Blocks (3.6).

UCF-MEMPHIS SERIES

Overall: Memphis, 22-6
in Memphis: Memphis, 15-1
in Orlando: Memphis, 7-4
at Neutral location: UCF, 1-0
Streak: UCF won 1
Last meeting: UCF 79, Memphis 72
Feb. 16, 2019
Last Memphis win: Memphis 77, UCF 57
Jan. 27, 2019

UCF-TULANE SERIES

Overall: UCF, 15-3
in New Orleans: UCF, 8-2
in Orlando: UCF, 7-0
at Neutral location: Tulane, 1-0
Streak: UCF won 3
Last meeting: UCF 75, Tulane 50
Jan. 23, 2019
Last Tulane win: Tulane 65, UCF 63
March 10, 2016

KNIGHT NOTES

BEATING RANKED OPPONENTS

- Prior to Johnny Dawkins' arrival at UCF, the program had won three games against ranked opponents from 1984-2016. Since Dawkins has taken over, the Knights have won four games against ranked opponents in just three seasons.
UCF had never won two games against ranked opponents in a single season, and the Knights just did it in a span of five days, taking down Houston and Cincinnati.
The Knights are now 7-45 all-time against ranked opponents, with the other two wins under Dawkins coming at home to No. 15 Cincinnati in 2016-17 and on the road at No. 24 Alabama in 2017-18.

CRACKING THE TOP 25

- For the first time since 2011, UCF cracked the Associated Press Top 25 Poll heading into the final week of the regular season.
It's the only ranking for the Knights outside of the 2010-11 season, when they won their first 14 games of the campaign.
It marks the furthest into a season that UCF has been ranked in a national poll.
This week the Knights are just outside the Top 25 in both the AP Poll and the USA Today Coaches Poll, currently 26th in both.

BEATING THE BEARCATS

- UCF defeated Cincinnati 58-55 on Senior Knight at CFE Arena on March 7, just the second ever win for the Knights over the Bearcats.
BJ Taylor led the way with 22 points, while Tacko Fall added 10 points and six rebounds.
UCF outrebounded Cincinnati 40-33 and held the Bearcats to just 37 percent shooting from the field.
Both times UCF has defeated Cincinnati it was when the Bearcats were ranked in the Top 25 and it came on the Knights' Senior Day festivities.

CRASHING THE COUGARS' PARTY

- March 2 was a big day for Houston Basketball. The Cougars were in the Top 10 in the nation and hosting ESPN College GameDay.
The Knights spoiled the fun when they went into the new Fertitta Center and won 69-64.
UCF was led by Collin Smith, who scored a season-high 21 points, and Tacko Fall, who had 13 points and 10 rebounds for his fifth double-double of the season.
The Knights outshot and outrebounded the Cougars, had 14 assists to just nine turnovers and led second chance points, 9-3 to earn the road victory.

OFFENSIVE EFFICIENCY

- Known for their defense the last few years under Johnny Dawkins, the Knights have been extremely efficient offensively in 2018-19.
UCF is only fifth in The American with 72.7 points per game, but the Knights lead the league in field goal percentage, shooting 46.7 percent from the floor.
The Knights have shot over 50 percent 10 times and under 40 percent just three times.
In the win over Temple on Jan. 2, the Knights shot a season-high 60.4 percent from the field.
Last season, UCF held a 0.8 assist-to-turnover ratio, but in 2018-19, the Knights have a 1.2 assist-to-turnover ratio.

DOMINATING DEFENSE

- It's the defense that has dominated under Dawkins though, holding opponents to a combined 38.10 percent from the floor the previous two seasons, which led the nation during that time.
Only two teams in the nation were ranked in the top six in scoring defense in both 2016-17 and 2017-18, UCF and Virginia.
The Knights led the nation in defensive field goal percentage in 2016-17, holding opponents to 36.5 percent, and in 2017-18 they ranked third in the nation in scoring defense at 61.7.
UCF ranks second in The American in field goal percentage defense (39.3) and third in scoring defense (63.8), having held eight opponents to less than 60 points.
The Knights are 12-1 when allowing 63 points or less and 8-0 when holding opponents to less than 36 percent shooting from the field.

HOLDING THE LEAD

- The veteran group for UCF has been solid in holding a lead in 2018-19.
UCF is a perfect 22-0 when tied or leading with two minutes remaining in the game.
Conversely, the Knights are 0-6 when trailing with two minutes left on the clock.



QUICK FACTS

UCF INFORMATION

Table with 2 columns: Category (Location, Founded, Enrollment, etc.) and Value (Orlando, Fla., 1963, 67,000+, etc.)

CFE ARENA

Table with 2 columns: Category (Capacity, Year Opened, Press Row Phone) and Value (10,000, 2007, (407) 823-2477)

BASKETBALL HISTORY

Table with 2 columns: Category (First Year of Basketball, First Year in Division I, etc.) and Value (1969-70, 1984-85, etc.)

\*2008-09 (17-14), 2009-10 (15-17), 2010-11 (21-12) victories were vacated due to NCAA sanctions

TEAM INFORMATION

Table with 2 columns: Category (2017-18 Record, Conference Record/Finish, etc.) and Value (19-13, 9-9/6th, etc.)

STRATEGIC COMMUNICATIONS

Table with 2 columns: Category (Director (MBB, Primary), Office Phone, etc.) and Value (Daniel Forcella, (407) 823-2142, etc.)

KNIGHT NOTES

TACKO'S 20-20 VISION

- Before the season, head coach Johnny Dawkins challenged Tacko Fall to get a 20-20 game as a senior. He knew he was capable.
In UCF's 95-48 dismantling of SMU, Fall finished with a season-high 23 points and a career-high 20 rebounds.
It marked the first 20-20 game by a Knight in UCF Division I era
It also tied the UCF Division I era record for rebounds in a game, trailing only Ron Thornton (23) and Ed Fluitt (23, 21), who grabbed more in a single game in 1981 and 1971-72, respectively.

WINNING BY 47 POINTS IS A LOT

- Everything was clicking for UCF in the win over SMU.
It was the third time this season the Knights scored 90 or more points, matching the Georgia Southern game for the most points scored in a game this season.
It was also the second least point an opponent has scored on UCF this season, trailing only the Grambling State game, when the Knights allowed just 45 points.
The 47-point margin was the largest margin of victory for UCF since winning by 54 over West Florida back in 2010.
The last time UCF won by 40 or more was against Jacksonville in 2013.

TACKO TIME

- Tacko Fall leads The American and ranks 10th in the nation with 2.43 blocks per game.
He also leads the league with a 75.1 field goal percentage and would lead the nation if he made enough field goals per game to qualify.
Accumulating 268 blocks in his career, Fall is the all-time leader in career blocks at UCF.
The Knights are 18-1 this season when Fall scores in double figures.
Fall became the 20th member of UCF's 1,000-Point Club earlier this season.
In the win over South Florida, Fall scored 21 points, setting a UCF record with 21 FT attempts.
He matched a UCF Division I era record with 20 rebounds against SMU and became the first Knight in the program's D1 era to record a 20-20 game.
Fall was named Third Team All-Conference by The American this week.

FALL FACTS

- Among the 40 tallest living human beings in the world.
At 7-foot-6, he is the tallest player in NCAA Division I basketball and taller than any NBA player.
Hand Length: 10.5 inches | Wingspan: 8 feet, 4 inches | Shoe Size: 22
Successfully won all 30 tipoffs this season and each of the last 34 dating back to last season.

BIG SHOT BARRY

- BJ Taylor has led UCF in scoring each of his three seasons on the court, and now his 16.2 points per game leads the Knights and ranks 11th in The American in 2018-19.
The Orlando native was named First Team All-Conference by The American this week.
If he continues pace, Taylor could become the first player in UCF's D1 era to average 15+ points per game in three consecutive seasons.
With a knack of getting to the line, Taylor ranks second all-time at UCF with 441 free throws made and is 19th in the nation this season with 172 free throws made, a new UCF record.
He also ranks seventh all-time with 316 assists and seventh with 176 three-pointers.
Over the last 10 games, Taylor has totaled 42 assists and just 10 turnovers.
He currently ranks seventh all-time in scoring at UCF with 1,579 points.

AWESOME AUBREY

- Aubrey Dawkins has been named the American Athletic Conference Player of the Week twice, and earned American Weekly Honor Roll accolades twice this season.
He was also named Second Team All-Conference by The American this week.
He is currently second on the team and 12th in The American with 15.4 points per game.
His 82.0 percent mark from the free throw line leads the Knights and ranks fourth in the AAC.
Dawkins scored in double figures in his first 18 games as a Knight, the first player to do so in UCF's Division I era, and has scored in double figures in 27 of 30 games this season.
He has been very impressive in 10 true road games, averaging 19.3 points per game while shooting 53.1% from the field, 49.2% from three and 93.3% from the free throw line.

RECORD BY LINEUP

Table with 6 columns: GUARD, GUARD, GUARD, FORWARD, CENTER, RECORD. Rows show Terrell Allen, B.J. Taylor, Aubrey Dawkins, Collin Smith, Tacko Fall, 22-6 and Terrell Allen, B.J. Taylor, Aubrey Dawkins, Chad Brown, Tacko Fall, 1-0



## UCF AT THE AAC TOURNAMENT

### 2018 - Orlando, Fla. - Sixth Seed

<i>March 8</i>		
First Round	vs. #11 ECU	W, 66-52
<i>March 9</i>		
Quarterfinals	vs. #3 Houston	L, 84-56

### 2017 - Hartford, Conn. - Fourth Seed

<i>March 10</i>		
Quarterfinals	vs. #5 Memphis	W, 84-54
<i>March 11</i>		
Semifinals	vs. #1 SMU	L, 70-59

### 2016 - Orlando, Fla. - Seventh Seed

<i>March 10</i>		
First Round	vs. #10 Tulane	L, 65-63

### 2015 - Hartford, Conn. - Ninth Seed

<i>March 12</i>		
First Round	vs. #8 ECU	L, 81-80 (ot)

### 2014 - Memphis, Tenn. - Ninth Seed

<i>March 12</i>		
First Round	vs. #8 Temple	W, 94-90 (2ot)
<i>March 13</i>		
Quarterfinals	vs. #1 Cincinnati	L, 61-58

## CONFERENCE TOURNEY HISTORY

UCF holds an all-time record of 27-21 at NCAA Division I conference tournaments, participating in The American, Conference USA, the Atlantic Sun, the Sun Belt and the American South.

The Knights are now 3-5 at The American Championship heading into the 2018-19 tournament, which is better than their 3-7 record from their time in Conference USA.

The last time UCF won more than one game in a conference tournament was the 2005 Atlantic Sun Championship when the Knights won three games en route to their fourth league title.

The Black and Gold are aiming for their fifth trip to the NCAA Tournament and first since 2005. The Knights won four Atlantic Sun Tournaments from 1994 to 2005, going 21-7 overall in the tournaments during that span.

Before joining the A-Sun, UCF played and lost one game in the Sun Belt Championship (1992) and one in the American South (1991).

## KNIGHT NOTES

### BATTLING ON THE BOARDS

- The Knights hold a slight +2.6 advantage in rebounds over their opponents, but when they're doing it well it leads to wins.
- UCF is 19-1 on the season when outrebounding its opponent, and 21-1 when at least matching its opponent's rebound total.
- The Knights rank fifth in the league with 37.0 rebounds per game and are sixth in rebounding defense, allowing 34.4 per contest.

### MR. SMITH GOES TO THE HOLE

- Collin Smith has been a key contributor in his first season on the court for the Knights, starting all but one game, and he had a huge part in UCF's win at No. 6/8 Houston.
- He scored a season-high 21 points, grabbed seven boards and dished out three assists.
- The 6-foot-11 versatile forward is fourth on the team with 8.3 points per game and second with 5.3 rebounds per contest.
- After starting the year 13-of-30, has shot 49-of-68 (72.1%) from the free throw line since Dec. 2
- Scored a season-high 18 points, dished out a career-high five assists and grabbed 10 boards for his third double-double of the season in the win at SMU on Feb. 10.

### TERRELL TERRIFIC

- Terrell Allen has had a stellar 2018-19 campaign, averaging 6.9 points and ranking fifth in The American with 4.3 assists per game.
- Allen also ranks second in the league and 28th in the nation with a 2.65 assist-to-turnover ratio.
- Allen is shooting well beyond the arc, converting 24 of his 59 attempts on the year.
- The point guard had a career day in the win over Saint Joseph's in the semifinal of the Myrtle Beach Invitational, scoring a career-high 22 points on a career-best four three-pointers.

### FASTEST TO FIFTY

- With the win over Grambling State, Johnny Dawkins eclipsed 50 victories as the head coach at the University of Central Florida.
- He is the fastest head coach to 50 wins in UCF's Division I era.
- Dawkins has won 219 games in his career overall.

### TAYLOR ALREADY IN THE CLUB

- Taylor became the 19th player in UCF history to join the 1,000-Point Club when he achieved the feat Feb. 21, 2018 at Tulsa.
- Taylor scored 1,000 points in just 66 games, believed to be the third fastest in UCF's Division I history behind Ken Leeks (1988-92) and Darryl Davis (1991-95).
- He now has 1,538 in his career, passing former teammate Matt Williams, Marcus Jordan and most recently D'Quarius Stewart for ninth place in program history.
- Taylor is one of just four players in UCF history to rank in the top 10 in program history in both points and assists.

### BEATEN BY BUZZER

- The Knights are 23-7 on the season, but two of their seven losses came from buzzer-beaters.
- The Black and Gold's first loss was to FAU as an Owl airball led to a buzzer-beating putback with no time on the clock.
- The team's second non-conference defeat was on the road at Missouri, which needed a three-pointer with no time left on the clock to send the game into overtime.

## TOP UCF PERFORMANCES AT AAC TOURNAMENT

3/9/19	B.J. Taylor	vs. Houston	20 points	2 assists	3-for-6 3FG
3/8/18	B.J. Taylor	vs. ECU	17 points	4 assists	3 rebounds
3/11/17	B.J. Taylor	vs. SMU	20 points	4-for-9 3FG	2 steals
3/10/17	Matt Williams	vs. Memphis	19 points	5-for-7 3FG	7-for-10 FG
3/10/16	A.J. Davis	vs. Tulane	20 points	9 rebounds	4 assists
3/10/16	Tacko Fall	vs. Tulane	8 points	12 rebounds	3 blocks
3/12/15	B.J. Taylor	vs. ECU	22 points	5 assists	3 rebounds
3/12/15	Justin McBride	vs. ECU	12 points	11 rebounds	6-for-7 FG
3/13/14	Isaiah Sykes	vs. Cincinnati	21 points	9 rebounds	2 steals
3/12/14	Isaiah Sykes	vs. Temple	36 points	9 rebounds	3 steals
3/12/14	Kasey Wilson	vs. Temple	12 points	10 rebounds	1 block
3/12/14	Tristan Spurlock	vs. Temple	19 points	8 rebounds	5 blocks





# GAME 31 • AAC QUARTERFINALS

## 2018-19 VS. MEMPHIS

### MEMPHIS 77 • UCF 57 JANUARY 27 • MEMPHIS, TENN.

Official Basketball Box Score -- Game Totals -- Final Statistics  
UCF vs Memphis  
01/27/19 3:00 pm at Memphis, Tenn.

UCF 57 • 15-4; (5-2)

#	Player	Total			3-Ptr			Rebounds			PF	TP	A	T	Blk	Stl	Min
		FG	FGA	FT	FTA	FG	FGA	FT	FTA	Off							
35	Smith, Collin	f	4-8	0-1	0-0	2	1	3	3	8	2	2	0	3	25		
24	Fall, Tacko	c	3-4	0-0	1-4	2	4	6	3	7	1	3	2	0	19		
01	Taylor, B.J.	g	3-11	2-6	2-2	0	1	1	0	10	2	1	0	1	31		
02	Allen, Terrell	g	2-5	1-3	0-0	0	0	0	3	5	3	1	0	1	24		
15	Dawkins, Aubrey	g	1-10	0-5	0-0	1	2	3	4	2	1	4	0	1	29		
04	DeJesus, Ceasar	g	4-4	0-0	0-0	0	0	0	1	8	0	0	1	0	12		
10	Griffin, Dayton	g	1-6	1-6	1-4	0	1	1	1	4	2	2	1	2	25		
12	Grant, Xavier	g	0-0	0-0	2-2	0	0	0	0	2	0	0	0	0	2		
13	Renaud, Levy	g	0-0	0-0	0-0	0	0	0	0	0	0	0	0	0	1		
20	Bertz, Frank	g	2-5	2-5	0-0	0	1	1	1	6	1	0	0	1	13		
21	Brown, Chad	g	1-4	0-0	1-2	5	4	9	1	3	0	2	3	0	17		
25	Anders, Ryan	g	1-1	0-0	0-0	0	0	0	0	2	0	0	0	0	2		
	Team					2	2	4									
	Totals		22-58	6-26	7-14	12	16	28	17	57	12	15	7	9	200		

FG % 1st Half: 12-26 46.2% 2nd half: 10-32 31.3% Game: 22-58 37.9%  
 3FG % 1st Half: 3-10 30.0% 2nd half: 3-16 18.8% Game: 6-26 23.1%  
 FT % 1st Half: 1-3 33.3% 2nd half: 6-11 54.5% Game: 7-14 50.0%

Memphis 77 • 13-7; (5-2)

#	Player	Total			3-Ptr			Rebounds			PF	TP	A	T	Blk	Stl	Min
		FG	FGA	FT	FTA	FG	FGA	FT	FTA	Off							
00	Kyvon Davenport	f	4-6	1-1	2-2	2	3	5	2	11	1	3	0	0	24		
04	Raynere Thornton	f	4-7	1-1	2-2	4	7	11	2	11	1	1	0	1	34		
14	Isaiah Maurice	f	2-6	1-4	2-2	1	4	5	5	7	0	0	2	0	16		
03	Jeremiah Martin	g	4-13	1-5	1-2	1	2	3	3	10	7	0	1	2	34		
05	Kareem Brewton	g	1-4	0-2	1-2	2	2	4	0	3	2	4	0	1	13		
01	Tyler Harris	g	5-10	4-9	0-0	0	2	2	0	14	0	1	0	0	23		
02	Alex Lomax	g	4-8	0-0	0-0	1	1	2	2	8	3	4	0	2	22		
10	Mike Parks	g	5-9	0-1	3-4	5	3	8	0	13	0	1	0	1	19		
11	Antwann Jones	g	0-2	0-1	0-0	0	1	1	1	0	2	2	3	0	14		
30	Evin Olds	g	0-0	0-0	0-0	0	0	0	0	0	0	0	0	0	1		
	Team					5	0	5									
	Totals		29-65	8-24	11-14	21	25	46	15	77	16	17	6	7	200		

FG % 1st Half: 13-32 40.6% 2nd half: 16-33 48.5% Game: 29-65 44.6%  
 3FG % 1st Half: 3-12 25.0% 2nd half: 5-12 41.7% Game: 8-24 33.3%  
 FT % 1st Half: 9-11 81.8% 2nd half: 2-3 66.7% Game: 11-14 78.6%

Officials: Keith Kimble, Gerry Pollard, Doug Simons  
Technical fouls: UCF-None. Memphis-None.  
Attendance: 17046

Score by periods	1st	2nd	Total
UCF	28	29	57
Memphis	38	39	77

Last FG - UCF 2nd-01:33, MEM 2nd-00:51.  
Largest lead - UCF None, MEM by 23 2nd-04:45.  
UCF led for 00:00, MEM led for 38:21, Game was tied for 01:32.

	In	Off	2nd	Fast	Bench
Points	30	12	11	11	25
UCF	38	13	14	5	35
MEM					

Score tied - 1 time.  
Lead changed - 0 times.

MEMPHIS (UCFKnights.com) – The UCF men’s basketball team’s streak of four straight wins over Memphis came to an end on Sunday, as the Tigers defeated the Knights 77-57 at the FedEx Forum in American Athletic Conference action.

“I didn’t think we defended the way we’re capable of,” UCF head coach Johnny Dawkins said after the game. “Give them a lot of credit. They played with a lot of confidence. Offensive rebounds for them were huge.”

The Tigers (13-7, 5-2) out-rebounded the Knights (15-4, 5-2) 46-28 and grabbed 21 offensive boards in the game. Memphis turned that into 14 second chance points to help propel the Tigers to victory.

“We broke down on the ball a lot,” Dawkins said. “Guys were able to get by us too easily. That’s not our defense. We’ve been playing better on the ball.”

UCF couldn’t get anything going offensively, shooting just 37.9 percent for the game and 23.1 percent from three-point range. The Knights were also just 7-of-14 from the free throw line.

“You’re going to have off days shooting the basketball and we did,” Dawkins said. “We didn’t make shots that we normally make and that’s just part of the game. We have to be tough enough defensively to withstand it.”

Memphis used a balanced attack on offense, putting four in double figures, including 14 from Tyler Harris off the bench. Mike Parks also added 13 points and seven rebounds, while Raynere Thornton turned in a double-double with 11 points and 11 boards.

BJ Taylor led UCF with 10 points in the defeat. He was the only Knight in double figures.

“This is a tough, tough loss for us, but we have to go home and regroup,” Dawkins said. “This is a great league. Everybody’s going to play well. You have to bring your A-Game.”

### UCF 79 • MEMPHIS 72 FEBRUARY 16 • ORLANDO, FLA.

Official Basketball Box Score -- Game Totals -- Final Statistics  
Memphis vs UCF  
02/16/19 6:00 pm at Orlando, Fla. (CFE Arena)

Memphis 72 • 15-11; 7-5

#	Player	Total			3-Ptr			Rebounds			PF	TP	A	T	Blk	Stl	Min
		FG	FGA	FT	FTA	FG	FGA	FT	FTA	Off							
04	Raynere Thornton	f	2-5	1-4	2-3	0	4	4	3	7	1	1	0	1	34		
10	Mike Parks	f	2-4	0-1	1-2	2	1	3	2	5	0	3	1	1	27		
14	Isaiah Maurice	f	1-4	1-4	0-0	0	2	2	2	3	0	2	0	0	15		
03	Jeremiah Martin	g	8-19	2-6	7-8	0	5	5	4	25	6	3	1	1	38		
05	Kareem Brewton	g	6-11	1-1	1-1	2	5	7	3	14	2	1	0	0	31		
00	Kyvon Davenport	g	4-7	0-1	2-2	2	2	4	4	10	0	2	2	0	18		
01	Tyler Harris	g	1-7	0-3	0-0	0	1	1	3	2	1	0	0	0	13		
02	Alex Lomax	g	3-4	0-0	0-0	1	1	2	3	6	2	1	0	2	19		
11	Antwann Jones	g	0-0	0-0	0-0	0	1	1	2	0	0	1	0	0	5		
	Team					1	6	7									
	Totals		27-61	5-20	13-16	8	28	36	26	72	12	14	4	5	200		

FG % 1st Half: 11-29 37.9% 2nd half: 16-32 50.0% Game: 27-61 44.3%  
 3FG % 1st Half: 2-8 25.0% 2nd half: 3-12 25.0% Game: 5-20 25.0%  
 FT % 1st Half: 5-6 83.3% 2nd half: 8-10 80.0% Game: 13-16 81.3%

UCF 79 • 19-5; 9-3

#	Player	Total			3-Ptr			Rebounds			PF	TP	A	T	Blk	Stl	Min
		FG	FGA	FT	FTA	FG	FGA	FT	FTA	Off							
35	Smith, Collin	f	2-6	0-1	0-1	1	1	2	3	4	0	0	0	0	11		
24	Fall, Tacko	c	5-6	0-0	5-7	3	4	7	4	15	0	2	0	1	20		
01	Taylor, B.J.	g	5-11	3-6	12-14	1	4	5	2	25	5	2	0	1	39		
02	Allen, Terrell	g	3-9	0-1	4-4	0	6	6	3	10	3	4	0	1	36		
15	Dawkins, Aubrey	g	5-12	3-5	4-4	1	3	4	2	17	2	0	0	1	35		
04	DeJesus, Ceasar	g	0-0	0-0	0-0	0	0	0	1	0	0	1	0	0	1		
10	Griffin, Dayton	g	2-9	0-5	0-0	0	5	5	2	4	3	0	1	2	29		
20	Bertz, Frank	g	0-2	0-1	0-0	0	0	0	0	0	0	0	0	1	4		
21	Brown, Chad	g	2-3	0-0	0-0	2	6	8	3	4	1	0	4	0	25		
	Team					1	0	1									
	Totals		24-58	6-19	25-30	9	29	38	20	79	14	10	5	7	200		

FG % 1st Half: 13-29 44.8% 2nd half: 11-29 37.9% Game: 24-58 41.4%  
 3FG % 1st Half: 3-11 27.3% 2nd half: 3-8 37.5% Game: 6-19 31.6%  
 FT % 1st Half: 7-10 70.0% 2nd half: 18-20 90.0% Game: 25-30 83.3%

Officials: Garrick Shannon, Sean Casady, Zeltan Steed  
Technical fouls: Memphis-Jeremiah Martin, UCF-None.  
Attendance: 5458

Score by periods	1st	2nd	Total
Memphis	29	43	72
UCF	36	43	79

Last FG - MEM 2nd-00:02, UCF 2nd-01:40.  
Largest lead - MEM by 3 1st-17:05, UCF by 12 2nd-07:09.  
MEM led for 01:31, UCF led for 35:50, Game was tied for 02:39.

	In	Off	2nd	Fast	Bench
Points	38	15	14	19	18
MEM	38	15	14	19	18
UCF					

Score tied - 3 times.  
Lead changed - 6 times.

ORLANDO (UCFKnights.com) – Avenging a road loss earlier in the season, the UCF men’s basketball team took care of business at home, earning a 79-72 victory over visiting Memphis Saturday evening at CFE Arena.

“There’s a desperation,” UCF head coach Johnny Dawkins said after the game. “Everyone’s playing with so much on the line. Everybody’s competing. Everybody’s fighting and clawing, and that’s what you expect. I’m excited that our guys were able to overcome.”

The Knights (19-5, 9-3) led by as many as 12 points in the second half, but the Tigers (15-11, 7-6) cut UCF’s deficit to just one point, at 69-68 with 2:01 left to play in the game.

After a 30-second timeout by Coach Dawkins, the Knights worked the ball around the perimeter and found Aubrey Dawkins open on the wing. The junior guard, who scored just two points in the first half, knocked it down with confidence, scoring three of his 15 second-half points.

That triple ignited an 8-0 run down the stretch to clinch it. BJ Taylor hit 6-of-7 from the stripe down the stretch to lead the Knights to the win.

Taylor led the way the entire night, finishing with a team-high 25 points, shooting 3-of-6 from three-point range and 12-of-14 from the line. The Orlando native added five assists, five rebounds and one steal in the victory.

“How good was BJ?” Dawkins asked the media following the game. “I thought he was terrific. I’ve coached him for the last three years and I think that was one of his best overall games. I’m really, really proud of what he did.”

It marked the guard’s ninth 20-point game of the season and his third in the last five games. It was Taylor’s third highest point total of the year.

Dawkins scored 17 even after missing a couple of thunderous dunk attempts. With UCF’s all-time leading three-point shooter Matt Williams in attendance, Dawkins went 3-of-5 from deep and was a perfect 4-of-4 from the line.

In fact, the entire team was on its game from the stripe, ending the night 25-of-30. Even Tacko Fall, who came in shooting just 32.5 percent from the line, went 5-of-7 to help the Knights get every point they could.

Fall scored 15 points with seven rebounds. Terrell Allen also finished in double figures, scoring 10 points to go with six rebounds and three assists. Chad Brown led UCF with eight rebounds and a season-high four blocked shots.

“Terrell did a great job of handling their pressure all night long and leading us,” Dawkins said of Allen. “I thought he was terrific.”

Jeremiah Martin led Memphis with 25 points, while Kareem Brewton added 14 points and seven rebounds in the defeat.



2018-19 VS. TULANE

UCF 75 • TULANE 50
JANUARY 23 • NEW ORLEANS, LA.

Official Basketball Box Score -- Game Totals -- Final Statistics
UCF vs Tulane
01/23/19 7:02 p.m. at Devlin Fieldhouse, New Orleans, LA

UCF 75 • 15-3, 5-1

Box score table for UCF 75 vs Tulane 50. Columns include Player, FG-FGA, 3-Ptr, Rebounds, PF, TP, A, TO, Blk, Stl, Min. Includes team totals and shooting percentages.

Tulane 50 • 4-14, 0-6

Box score table for Tulane 50 vs UCF 75. Columns include Player, FG-FGA, 3-Ptr, Rebounds, PF, TP, A, TO, Blk, Stl, Min. Includes team totals and shooting percentages.

Officials: Doug Shows, Todd Austin, KB Burdett Jr.
Technical fouls: UCF-None. Tulane-None.
Attendance: 1308

Score by periods table showing 1st, 2nd, and Total scores for UCF (45, 30, 75) and Tulane (23, 27, 50).

Points in paint table showing In Paint, Off T/O, 2nd Chance, Fast Break, and Bench points for UCF and Tulane.

Last FG - UCF 2nd-02:05, TLN 2nd-00:33.
Largest lead - UCF by 34 2nd-06:37, TLN None.
UCF led for 38:27, TLN led for 00:00. Game was tied for 01:32.

Score tied - 3 times.
Lead changed - 0 times.



GAME RECAP

NEW ORLEANS (UCFKnights.com) – The UCF men’s basketball team forced a season-high 19 turnovers and rolled to a 75-50 victory at Tulane Wednesday night in American Athletic Conference action, improving to 15-3 overall and 5-1 in league action.

“I thought our guys came out with the right mindset,” UCF head coach Johnny Dawkins said after the game. “We were focused right from the start and played with great energy.”

UCF turned the 19 miscues into 21 points off of turnovers en route to its most decisive victory in conference play and its biggest margin of victory on the road this season.

The Knights sprinted out to a 30-10 advantage as a 15-0 spurt midway through the first half was capped by five straight points by Aubrey Dawkins.

“I thought the separation came because we defended and rebounded well,” Dawkins said. “I thought we got out in transition because of that. We got some easy baskets in transition. In the half court I thought BJ was spectacular.”

BJ Taylor and Dawkins both scored in double figures in the first half alone, as UCF shot a blistering 52.8 percent from the floor in the first 20 minutes.

After heading into the break with their most points in the first half so far in 2018-19, holding a 45-23 lead, it was more of the same in half number two for the Knights.

UCF extended its lead to as much as 34 when an alley oop from Terrell Allen to Chad Brown made it 73-39 with 3:58 to play in the game. The Knights cruised from there for the 75-50 win.

Dawkins led the way with 19 points on 7-of-13 shooting from the floor, adding seven rebounds and two steals. It marked his 18th straight game scoring in double figures and the fourth time in the last five games that he led UCF in scoring.

Taylor added 17 points, three rebounds and three assists in the victory. With his sixth point, he passed D’Quarius Stewart for ninth place all-time at UCF in scoring. He now has 1,399 career points in his four seasons on the court.

Collin Smith scored in double figures for the second straight game, adding 11 points and four rebounds, while Dayton Griffin chipped in with nine points on a trio of three-pointers. Tacko Fall’s 10 boards led the way on the glass, recording double figure rebounds for the fourth time this season.



**NUMERICAL ROSTER**

No.	Name	Pos.	Ht.	Wt.	Pos.	Hometown/High School/Last College
0	Yuat Alok*	C	6-11	225	Jr.	Auckland, New Zealand/Impact Academy [Fla.]/Chipola CC/TCU
1	BJ Taylor	G	6-2	195	r-Sr.	Orlando, Fla. (Boone)
2	Terrell Allen	G	6-3	185	r-Jr.	Upper Marlboro, Md. (DeMatha Catholic/Drexel)
3	Dre Fuller Jr.	G	6-5	210	Fr.	Fayetteville, N.C. (Admiral Farragut [Fla.])
4	Cesar DeJesus	G	6-2	190	r-So.	West New York, N.J. (Mt. Zion Prep [Md.])
5	Myles Douglas	F	6-8	215	So.	Edgewood, Md. (Aberdeen)
10	Dayon Griffin	G	6-4	210	r-Sr.	St. Petersburg, Fla. (St. Petersburg/Louisiana Tech)
12	Xavier Grant	G	6-3	180	Fr.	Fort Lauderdale, Fla. (American Heritage)
13	Levy Renaud	G	6-2	180	Fr.	Fort Lauderdale, Fla. (NSU University School)
14	Ibrahim Famouke Doumbia*	F	6-7	205	So.	Bamako, Mali (Miami Country Day/South Carolina)
15	Aubrey Dawkins	G	6-6	205	r-Jr.	Durham, N.C. (New Hampton Prep [N.H.]/Michigan)
20	Frank Bertz	G	6-5	180	Jr.	Hesperia, Calif. (Sultana/East Los Angeles College)
21	Chad Brown	F	6-9	245	Sr.	Deltona, Fla. (Deltona)
22	Chance McSpadden	G	6-4	185	r-Jr.	Winter Haven, Fla. (Winter Haven)
24	Tacko Fall	C	7-6	310	Sr.	Dakar, Senegal (Liberty Christian Prep [Fla.])
25	Ryan Anders	F	6-6	220	Fr.	Tampa, Fla. (Wharton)
31	Anthony Catotti	G	6-4	200	r-Sr.	Oviedo, Fla. (Seminole)
35	Collin Smith	F	6-11	240	r-So.	Jacksonville, Fla. (Bolles School/George Washington)

\*ineligible for 2018-19 due to NCAA transfer rules

**Head Coach:** Johnny Dawkins (Duke, 1986), Third Year  
**Assistant Coach:** Kevin Norris (Miami, 1998), Third Year  
**Assistant Coach:** Vince Taylor (Duke, 1982), Second Year  
**Assistant Coach:** Robbie Laing (Troy, 1982), Third Year  
**Director of Operations:** Jimmy Drew (DePaul, 2011), Third Year  
**Director of Player Development:** Kelvin Johnson (Richmond, 1985), Second Year  
**Video Coordinator:** Jaycob Ammerman (Flagler, 2013), Third Year  
**Director of Sports Performance:** Alex Parr (Maryland, 2006), Third Year  
**Athletic Trainer:** Jarrett Schweim (Florida, 2006), Fifth Year  
**Equipment Manager:** John Whitford (Manchester, 1995), 16th Year

**ALPHABETICAL**

No.	Name	Yr.
2	Terrell Allen	r-Jr.
0	Yuat Alok	Jr.
25	Ryan Anders	Fr.
20	Frank Bertz	Jr.
21	Chad Brown	Sr.
31	Anthony Catotti	r-Sr.
15	Aubrey Dawkins	r-Jr.
4	Cesar DeJesus	r-So.
5	Myles Douglas	So.
14	Ibrahim Famouke Doumbia	So.
24	Tacko Fall	Sr.
3	Dre Fuller Jr.	Fr.
12	Xavier Grant	Fr.
10	Dayon Griffin	r-Sr.
22	Chance McSpadden	r-Jr.
13	Levy Renaud	Fr.
35	Collin Smith	r-So.
1	B.J. Taylor	r-Sr.

**PRONUNCIATIONS**

tuh - RELL, Allen  
 YOO - at, A - lock  
 Anthony, kuh - tah - dee  
 SEE - zurr, duh - HAY - zeus  
 TACO, Fall  
 EE - bruh - heem, fuh - MOO - kay, DOOM - bee - uh  
 DAY - on, Griffin  
 LEV - ee, ray - NO

**BY LOCATION**

California		
20	Frank Bertz	Jr.
Florida		
25	Ryan Anders	Fr.
21	Chad Brown	Sr.
30	Anthony Catotti	r-Sr.
12	Xavier Grant	Fr.
10	Dayon Griffin	r-Sr.
22	Chance McSpadden	r-Jr.
13	Levy Renaud	Fr.
35	Collin Smith	r-So.
1	B.J. Taylor	r-Sr.
International		
0	Yuat Alok	Jr.
14	Ibrahim Famouke Doumbia	So.
24	Tacko Fall	Sr.
Maryland		
2	Terrell Allen	r-Jr.
5	Myles Douglas	So.
New Jersey		
4	Cesar DeJesus	r-So.
North Carolina		
15	Aubrey Dawkins	r-Jr.
3	Dre Fuller Jr.	Fr.

**BY CLASS**


Freshman (4)		
25	Ryan Anders	Fr.
3	Dre Fuller Jr.	Fr.
12	Xavier Grant	Fr.
13	Levy Renaud	Fr.
Sophomores (4)		
4	Cesar DeJesus	r-So.
5	Myles Douglas	So.
14	Ibrahim Famouke Doumbia	So.
35	Collin Smith	r-So.
Juniors (5)		
2	Terrell Allen	r-Jr.
0	Yuat Alok	Jr.
15	Aubrey Dawkins	r-Jr.
22	Chance McSpadden	r-Jr.
20	Frank Bertz	Jr.
Seniors (5)		
21	Chad Brown	Sr.
30	Anthony Catotti	r-Sr.
24	Tacko Fall	Sr.
10	Dayon Griffin	r-Sr.
1	B.J. Taylor	r-Sr.



**B.J. TAYLOR**  
 #1 • G • r-Sr. • 6-2  
 Orlando, Fla.




**TERRELL ALLEN**  
 #2 • G • r-Jr. • 6-3  
 Upper Marlboro, Md.



**DRE FULLER JR.**  
 #3 • G • Fr. • 6-5  
 Fayetteville, N.C.



**CEASAR DEJESUS**  
 #4 • G • r-So. • 6-2  
 West New York, N.J.



**MYLES DOUGLAS**  
 #5 • F • So. • 6-8  
 Edgewood, Md.



**DAYON GRIFFIN**  
 #10 • G • r-Sr. • 6-4  
 St. Petersburg, Fla.




**AUBREY DAWKINS**  
 #15 • G • r-Jr. • 6-6  
 Durham, N.C.



**FRANK BERTZ**  
 #20 • G • Jr. • 6-5  
 Hesperia, Calif.




**CHAD BROWN**  
 #21 • F • Sr. • 6-9  
 Deltona, Fla.



**CHANCE MCSPADDEN**  
 #22 • G • r-Jr. • 6-4  
 Winter Haven, Fla.



**TACKO FALL**  
 #24 • C • Sr. • 7-6  
 Dakar, Senegal



**COLLIN SMITH**  
 #35 • F • r-So. • 6-11  
 Jacksonville, Fla.



**JOHNNY DAWKINS**  
 Head Coach  
 Third Season





**THE AMERICAN**

**STANDINGS**

School	AAC	Overall	Streak
Houston	16-2	29-2	W2
Cincinnati	14-4	25-6	L2
<b>UCF</b>	<b>13-5</b>	<b>23-7</b>	<b>L1</b>
Temple	13-5	23-8	W3
Memphis	11-7	19-12	W1
Wichita State	10-8	17-13	W4
South Florida	8-10	19-12	L1
Tulsa	8-10	18-13	L1
UConn	6-12	15-16	W1
SMU	6-12	14-16	W1
ECU	3-15	10-20	L4
Tulane	0-18	4-26	L20

\*through games played 3/10/19

**STATISTICAL LEADERS**

Scoring	Team	PPG
1. Jeremiah Martin	Memphis	19.7
Shizz Alston Jr.	Temple	19.7
3. Jarron Cumberland	Cincinnati	18.4
4. Markis McDuffie	Wichita	17.9
5. Jahmal McMurray	SMU	17.8
6. Jalen Adams	UConn	16.9
7. Caleb Daniels	Tulane	16.8
8. Corey Davis Jr.	Houston	16.6
9. Quinton Rose	Temple	16.5
10. Jayden Gardner	ECU	16.3
<b>11. BJ Taylor</b>	<b>UCF</b>	<b>16.2</b>
<b>12. Aubrey Dawkins</b>	<b>UCF</b>	<b>15.4</b>

Rebounding	Team	RPG
1. Alexis Yetna	USF	9.6
2. Jayden Gardner	ECU	8.5
3. Samir Sehic	Tulane	7.7
<b>4. Tacko Fall</b>	<b>UCF</b>	<b>7.2</b>
5. Kyvon Davenport	Memphis	6.9

Field Goal Percentage	Team	Per.
<b>1. Tacko Fall</b>	<b>UCF</b>	<b>75.1</b>
2. Martins Igbanu	Tulsa	61.9
3. Josh Carlton	UConn	61.8
4. Feron Hunt	SMU	54.4
5. Jaime Echiniq	Wichita	53.8

Assists	Team	APG
1. Laquincy Rideau	USF	5.5
2. Galen Robinson Jr.	Houston	5.1
2. Shizz Alston Jr.	Temple	5.1
4. Jeremiah Martin	Memphis	4.5
<b>5. Terrell Allen</b>	<b>UCF</b>	<b>4.3</b>

Free Throw Percentage	Team	Per.
1. Shizz Alston Jr.	Temple	90.6
2. Jalen Adams	UConn	85.9
3. Corey Davis Jr.	Houston	85.5
<b>4. Aubrey Dawkins</b>	<b>UCF</b>	<b>82.0</b>
5. Markis McDuffie	Wichita	81.4

Blocked Shots	Team	BPG
<b>1. Tacko Fall</b>	<b>UCF</b>	<b>2.4</b>
2. Josh Carlton	UConn	1.7
3. Nysier Brooks	Cincinnati	1.5
4. Jaime Echenique	Wichita	1.5
5. Brison Gresham	Houston	1.4

Assist-to-Turnover	Team	Ratio
1. Jimmy Whitt Jr.	SMU	2.9
2. Galen Robinson Jr.	Houston	2.8
<b>3. Terrell Allen</b>	<b>UCF</b>	<b>2.7</b>
4. Shizz Alston Jr.	Temple	2.0
<b>5. BJ Taylor</b>	<b>UCF</b>	<b>2.0</b>

through games played 3/10/19

**PRESEASON HONORS**

**FIRST TEAM**

Jalen Adams, UConn  
 Jarron Cumberland, Cincinnati  
 Jeremiah Martin, Memphis  
 Quinton Rose, Temple  
 B.J. Taylor, UCF

**SECOND TEAM**

Corey Davis Jr., Houston  
 Tacko Fall, UCF  
 Jarrey Foster, SMU  
 Markis McDuffie, Wichita State  
 Jahmal McMurray, SMU  
 Sterling Taplin, Tulsa

**PLAYER OF THE YEAR**

B.J. Taylor, UCF

**FRESHMAN OF THE YEAR**

Nate Hinton, Houston

Rank	Team (First Place Votes)	Points
1.	UCF (6)	114
2.	Cincinnati (3)	107
3.	Houston (2)	103
4.	Memphis (1)	85
5.	UConn	75
6.	Temple	74
7.	SMU	63
8.	Wichita State	60
9.	Tulsa	48
10.	Tulane	23
11.	ECU	22
12.	S. Florida	18

**POSTSEASON HONORS**

**FIRST TEAM**

Shizz Alston, Jr., Temple  
 Jarron Cumberland, Cincinnati  
 Corey Davis, Jr., Houston  
 Jeremiah Martin, Memphis  
 B.J. Taylor, UCF

**SECOND TEAM**

Armoni Brooks, Houston  
 Aubrey Dawkins, UCF  
 Markis McDuffie, Wichita State  
 Jahmal McMurray, SMU  
 Quinton Rose, Temple

**THIRD TEAM**

Jalen Adams, UConn  
 David Collins, USF  
 Tacko Fall, UCF  
 DaQuan Jeffries, Tulsa  
 Laquincy Rideau, USF

**ALL-FRESHMAN TEAM**

Dexter Dennis, Wichita State  
 Jayden Gardner, ECU  
 Tyler Harris, Memphis  
 Nate Hinton, Houston  
 Alexis Yetna, USF

**PLAYER OF THE YEAR**

**FRESHMAN OF THE YEAR**

**COACH OF THE YEAR**

**WEEKLY HONORS**

**Player of the Week**

Nov. 12 - Shizz Alston Jr.	Senior	Guard	Temple
Nov. 12 - Markis McDuffie	Senior	Forward	Wichita State
<b>Nov. 19 - Aubrey Dawkins</b>	<b>Junior</b>	<b>Guard</b>	<b>UCF</b>
Nov. 26 - Jarron Cumberland	Junior	Guard	Cincinnati
Dec. 3 - Armoni Brooks	Junior	Guard	Houston
Dec. 10 - DaQuan Jeffries	Senior	Guard	Tulsa
Dec. 17 - Shizz Alston Jr.	Junior	Guard	Temple
Dec. 17 - Galen Robinson Jr.	Junior	Guard	Houston
Dec. 24 - Jarron Cumberland	Junior	Guard	Cincinnati
<b>Jan. 7 - Aubrey Dawkins</b>	<b>Junior</b>	<b>Guard</b>	<b>UCF</b>
Jan. 14 - Nate Pierre-Louis	Sophomore	Guard	Temple
Jan. 21 - Jarron Cumberland	Junior	Guard	Cincinnati
Jan. 28 - Jarron Cumberland	Junior	Guard	Cincinnati
Feb. 4 - Markis McDuffie	Senior	Forward	Wichita State
Feb. 11 - Corey Davis Jr.	Senior	Guard	Houston
Feb. 18 - Shizz Alston Jr.	Senior	Guard	Temple
Feb. 25 - Jeremiah Martin	Senior	Guard	Memphis
<b>Mar. 4 - Tacko Fall</b>	<b>Senior</b>	<b>Center</b>	<b>UCF</b>
Mar. 11 - Corey Davis Jr.	Senior	Guard	Houston

**Rookie of the Week**

Nov. 12 - Jayden Gardner	Freshman	Forward	ECU
Nov. 19 - Tyler Harris	Freshman	Guard	Memphis
Nov. 26 - Cedrick Alley Jr.	Freshman	Forward	Houston
Dec. 3 - Jayden Gardner	Freshman	Forward	ECU
Dec. 10 - Tyler Harris	Freshman	Guard	Memphis
Dec. 17 - Alexis Yetna	Freshman	Forward	South Florida
Dec. 24 - Alexis Yetna	Freshman	Forward	South Florida
Jan. 7 - Nate Hinton	Freshman	Forward	Houston
Jan. 14 - Jayden Gardner	Freshman	Forward	ECU
Jan. 14 - Alexis Yetna	Freshman	Forward	South Florida
Jan. 21 - Jayden Gardner	Freshman	Forward	ECU
Jan. 28 - Alexis Yetna	Freshman	Forward	South Florida
Feb. 4 - Jamarius Burton	Freshman	Guard	Wichita State
Feb. 11 - Cedrick Alley Jr.	Freshman	Forward	Houston
Feb. 18 - Jayden Gardner	Freshman	Forward	ECU
Feb. 25 - Dexter Dennis	Freshman	Guard	Wichita State
Mar. 4 - Jamarius Burton	Freshman	Guard	Wichita State
Mar. 11 - Nate Hinton	Freshman	Forward	Houston

**UCF on the Honor Roll**

<b>B.J. Taylor</b>	<b>Senior</b>	<b>Guard</b>	<b>Nov. 12</b>
<b>B.J. Taylor</b>	<b>Senior</b>	<b>Guard</b>	<b>Dec. 3</b>
<b>B.J. Taylor</b>	<b>Senior</b>	<b>Guard</b>	<b>Dec. 10</b>
<b>Aubrey Dawkins</b>	<b>Junior</b>	<b>Guard</b>	<b>Feb. 11</b>
<b>B.J. Taylor</b>	<b>Senior</b>	<b>Guard</b>	<b>Feb. 18</b>
<b>Tacko Fall</b>	<b>Senior</b>	<b>Center</b>	<b>Feb. 25</b>
<b>Aubrey Dawkins</b>	<b>Junior</b>	<b>Guard</b>	<b>Mar. 11</b>





**TRENDS**

Win the tip .....	23-7
Lose the tip .....	0-0
Home games .....	15-2
Away games .....	5-5
Neutral site games .....	3-0
vs. Top 25 teams .....	2-2
Lead at Halftime .....	20-2
Trail at Halftime .....	3-5
Tied at Halftime .....	0-0
In Overtime .....	0-1
Lead with 10:00 remaining .....	23-4
Trail with 10:00 remaining .....	0-3
Tied with 10:00 remaining .....	1-0
Lead with 5:00 remaining .....	22-1
Trail with 5:00 remaining .....	1-4
Tied with 5:00 remaining .....	0-2
Lead with 2:00 remaining .....	22-0
Trail with 2:00 remaining .....	0-6
Tied with 2:00 remaining .....	1-1
Score Fewer than 50 Points .....	0-0
Score 50-59 Points .....	1-2
Score 60-69 Points .....	5-4
Score 70-79 Points .....	13-1
Score 80-89 Points .....	1-0
Score 90+ Points .....	3-0
Opponent Scores Fewer than 50 Points .....	2-0
Opponent Scores 50-59 Points .....	7-0
Opponent Scores 60-69 Points .....	10-3
Opponent Scores 70-79 Points .....	3-3
Opponent Scores 80-89 Points .....	1-1
Opponent Scores 90+ Points .....	0-0
Shoot Under 30 Percent .....	0-0
Shoot 30-39 Percent .....	1-2
Shoot 40-49 Percent .....	13-4
Shoot 50+ Percent .....	9-1
Opponent Shoots Under 30 Percent .....	2-0
Opponent Shoots 30-39 Percent .....	13-1
Opponent Shoots 40-49 Percent .....	7-5
Opponent Shoots 50+ Percent .....	1-1
Outrebound Opponent .....	19-1
Outrebounded by Opponent .....	2-6
Rebounds equal .....	2-0
Commit fewer turnovers .....	13-2
Commit more turnovers .....	9-5
Turnovers equal .....	1-0
Outscore opponents bench .....	11-1
Games Decided by 1-5 Points .....	4-4
Games Decided by 6-10 Points .....	5-2
Games Decided by 11-19 Points .....	8-0
Games Decided by 20+ Points .....	6-1
Wearing white .....	16-2
Wearing black .....	6-5
Wearing anthracite .....	1-0
November .....	6-1
December .....	4-1
January .....	6-2
February .....	5-2
March .....	2-1
Monday .....	0-0
Tuesday .....	2-0
Wednesday .....	4-1
Thursday .....	4-2
Friday .....	2-0
Saturday .....	6-1
Sunday .....	5-3

**THE LAST TIME**

Category	UCF	Opponent
Scored 100	101 vs. Bethune (12/22/15)	100 vs. Tulane (1/14/15)
Scored 110	115 vs. West Florida (11/12/10)	127 vs. Southern (2/24/93)
Scored 120	130 vs. Florida Tech (1/23/80)	127 vs. Southern (2/24/93)
Scored under 40	38 vs. #11 Cincinnati (1/16/18)	37 vs. SMU (2/17/18)
Scored under 50	40 at #6 Cincinnati (2/6/18)	<b>48 vs. SMU (2/24/19)</b>
Won by 30	<b>47 vs. SMU (2/24/19)</b>	37 at #6 Cincinnati (2/6/18)
Won by 40	<b>47 vs. SMU (2/24/19)</b>	42 at Coll. of Charles. (2/1/96)
Won by 50	54 vs. West Florida (11/12/10)	50 at North Carolina (12/2/89)
Made 40 FG	40 at Marshall (2/27/10)	41 at Florida State (12/6/14)
Attempted 80 FG	88 at Marshall (2/27/10)	80 vs. Tulane (1/14/15)
Made 12 3-pt FG	<b>12 vs. Georgia Southern (12/11/18)</b>	<b>13 vs. Temple (1/2/19)</b>
Made 15 3-pt FG	15 vs. East Carolina (2/20/08)	16 vs. Tulane (1/14/15)
Attempted 30 3-pt FG	32 at Houston (2/1/17)	<b>32 vs. SMU (2/24/19)</b>
Made 30 FT	30 at Tulane (12/28/16)	43 at Marshall (2/27/10)
Made 35 FT	36 vs. Bethune (12/22/15)	43 at Marshall (2/27/10)
Attempted 40 FT	<b>44 vs. South Florida (2/13/19)</b>	67 at Marshall (2/27/10)
Attempted 50 FT	56 vs. FAU (12/15/93)	67 at Marshall (2/27/10)
Had 50 rebounds	<b>58 vs. SMU (2/24/19)</b>	50 vs. Memphis (2/22/15)
Had 60 rebounds	69 vs. West Florida (12/17/93)	61 at Georgia (12/19/95)
Had 25 assists	27 vs. Florida A&M (1/5/13)	28 vs. Louisville (12/31/13)
Had 30 assists	30 vs. Campbell (2/28/04)	43 at Dayton (12/3/88)
Had 15 steals	15 vs. Marshall (2/20/13)	15 at UMass (12/3/16)
Had 20 steals	22 vs. Navy (12/6/03)	22 at Centenary (1/11/93)
Had 10 blocks	<b>10 vs. Rider (11/6/18)</b>	15 vs. St. John's (11/26/17)
Had 14 blocks	14 vs. Temple (3/12/14)	15 vs. St. John's (11/26/17)
Didn't hit a 3-pt FG	0-14 at #6 Cincinnati (2/6/18)	0-23 vs. UAB (1/9/13)
Won an OT game	80-73 vs. Miami Ohio (12/18/16)	<b>64-62 at Missouri (12/2/18)</b>
Lost an OT game	<b>64-62 at Missouri (12/2/18)</b>	80-73 vs. Miami Oh (12/18/16)
Multiple OT game	103-100 vs. Tulane (1/14/15)	100-103 vs. Tulane (1/14/15)

Category	UCF Player
<b>Scored 25 pts</b>	<b>36, Aubrey Dawkins at Temple (3/9/19)</b>
<b>Scored 30 pts</b>	<b>36, Aubrey Dawkins at Temple (3/9/19)</b>
<b>Scored 35 pts</b>	<b>36, Aubrey Dawkins at Temple (3/9/19)</b>
Scored 40 pts	45, Jermaine Taylor vs. Rice (2/25/09)
Two players score 20 pts	vs. #11 Wichita State (3/1/18) A.J. Davis (31), B.J. Taylor (23) <b>vs. SMU (2/24/19)</b>
<b>Five players score 10 pts</b>	<b>Tacko Fall (23), B.J. Taylor (14), Chad Brown (13)</b> <b>Terrell Allen (11), Aubrey Dawkins (11)</b> vs. South Carolina State (12/21/17) Dayon Griffin (11), Chad Brown (10), Chance McSpadden (10) 23, Bo Clark vs. Florida Tech (1/17/79) 21, B.J. Taylor vs. #11 Wichita State (3/1/18) 31, Jermaine Taylor vs. ECU (3/7/09) <b>6, Aubrey Dawkins at Temple (3/9/19)</b> <b>6, Aubrey Dawkins at Temple (3/9/19)</b> 11, Matt Williams vs. USF (1/17/17) 11, Matt Williams vs. USF (1/17/17) 21, Matt Williams vs. USF (1/17/17) 21, Matt Williams vs. USF (1/17/17) <b>12, BJ Taylor vs. Memphis (2/16/19)</b> 15, Bennie Shaw vs. Medgar Evers (12/18/75) <b>21, Tacko Fall vs. South Florida (2/13/19)</b> <b>21, Tacko Fall vs. South Florida (2/13/19)</b> <b>20, Tacko Fall vs. SMU (2/24/19)</b> <b>20, Tacko Fall vs. SMU (2/24/19)</b> 10, B.J. Taylor vs. Mississippi State (11/17/16) 13, Brandon Goodwin at Tulane (2/19/15) <b>6, Tacko Fall at Missouri (12/2/18)</b> 8, Tom Herzog vs. Bethune-Cookman (12/11/10) 9, Isaiah Sykes vs. Georgia Southwestern (2/26/13) Isaiah Sykes vs. East Carolina - 20 pts/16 reb/11 ast (2/9/13)
Three reserves score 10 pts	
Made 20 FG	
Attempted 20 FG	
Attempted 30 FG	
<b>Made 5 3-point FG</b>	
<b>Made 6 3-point FG</b>	
Made 7 3-point FG	
Made 10 3-point FG	
Attempted 15 3-pt FG	
Attempted 20 3-pt FG	
Made 10 FT	
Made 15 FT	
Attempted 15 FT	
Attempted 20 FT	
Had 15 rebounds	
Had 20 rebounds	
Had 10 assists	
Had 12 assists	
Had 6 blocks	
Had 8 blocks	
Had 7 steals	
Had a triple-double	



**RECORDS WATCH**

**Career Field Goal Percentage**

(min. 200 attempts)

1. <b>Tacko Fall (2015-present)</b>	<b>.740 (479-647)</b>
2. Willie Edison (1980-82)	.617 (246-399)
3. Tyrone Sparrow (1975-77)	.598 (158-264)
4. Jerry Prather (1974-78)	.584 (757-1,297)
5. Staphon Blair (2012-16)	.583 (215-369)

**Career Rebound Average**

1. Ed Fluitt (1971-73)	12.0
2. Ed Smith (1972-74)	9.9
3. Ruben Cotton (1979-81)	9.6
4. Ken Leeks (1988-92)	8.8
5. Jerry Prather (1974-78)	8.2
6. Keith Clanton (2009-13)	7.8
7. Lee Riley (1974-77)	7.7
8. <b>Tacko Fall (2015-present)</b>	<b>7.6</b>
9. Dan Faison (1983-85)	7.5
Don Mathis (1970-72)	7.5

**Career Blocks**

1. <b>Tacko Fall (2015-present)</b>	<b>268</b>
2. Keith Clanton (2009-13)	227
3. Ken Leeks (1988-92)	141
4. Paul Reed (2001-02)	127
5. Issac McKinnon (1979-83)	106
6. Staphon Blair (2012-16)	99
7. John Friday (1984-85, 86-87)	94
<b>Chad Brown (2015-present)</b>	<b>94</b>
9. Josh Bodden (2000-04)	88
10. Anthony Williams (2004-06)	86

**Career Rebounds**

1. Keith Clanton (2009-13)	1,000
2. Ken Leeks (1988-92)	942
3. <b>Tacko Fall (2015-present)</b>	<b>853</b>
4. Jerry Prather (1974-78)	849
5. Isaiah Sykes (2010-14)	764
6. Willy Belotte (1972-76)	698
7. Paul Reed (1999-02)	685
8. A.J. Davis (2015-18)	633
9. Dan Faison (1982-85)	626
10. Mario Lovett (1996-01)	608

**Career Free Throws**

1. Bo Clark (1975-77, 78-80)	456
2. <b>BJ Taylor (2014-present)</b>	<b>441</b>
3. Ken Leeks (1988-92)	413
4. Mike Clark (1969-73)	410
5. Keith Clanton (2009-13)	399
6. Marcus Jordan (2009-12)	350
7. Isaiah Sykes (2010-14)	335
8. A.J. Davis (2015-18)	319
9. Jermaine Taylor (2005-09)	308
10. Paul Reed (1999-02)	279

**Career Points**

1. Bo Clark (1975-77, 78-80)	2,866
2. Mike Clark (1969-73)	2,085
3. Jermaine Taylor (2005-09)	1,979
4. Jerry Prather (1974-78)	1,778
5. Ken Leeks (1988-92)	1,763
6. Keith Clanton (2009-13)	1,718
7. <b>BJ Taylor (2014-present)</b>	<b>1,579</b>
8. Isaiah Sykes (2010-14)	1,545
9. Darryl Davis (1991-95)	1,540
10. D'Quarius Stewart (1996-00)	1,387
<b>Tacko Fall (2015-present)</b>	<b>1,120</b>

**Career 3-Point Field Goals**

1. Matt Williams (2012-17)	274
2. Jermaine Taylor (2005-09)	251
3. Jason Thornton (1998-02)	220
4. Mike O'Donnell (2005-08)	195
5. Isaac Sosa (2008-11)	190
6. Josh Peppers (2003-07)	180
7. <b>BJ Taylor (2014-present)</b>	<b>176</b>
8. D'Quarius Stewart (1996-00)	175
Harry Kennedy (1995-97)	175
10. Ray Abellard (2001-03)	168

**Career Assists**

1. Sinua Phillips (1990-94)	531
2. Cory Perry (1996-00)	512
3. Al Miller (1999-03)	397
4. Mike Clark (1969-73)	361
5. Isaiah Sykes (2010-14)	336
6. Mike O'Donnell (2005-08)	319
7. <b>BJ Taylor (2014-present)</b>	<b>316</b>
8. Bo Clark (1975-77, 78-80)	302
9. Darryl Davis (1991-95)	294
10. Daiquan Walker (2012-16)	268

**Single-Season Field Goal Percentage**

(min. 100 attempts)

1. <b>Tacko Fall (2017-18)</b>	<b>.767 (79-103)</b>
2. <b>Tacko Fall (2018-19)</b>	<b>.751 (136-181)</b>
3. <b>Tacko Fall (2015-16)</b>	<b>.750 (96-128)</b>
4. <b>Tacko Fall (2016-17)</b>	<b>.715 (168-235)</b>
5. Davin Granberry (1997-98)	.672 (88-131)

**Single-Season Free Throws**

1. <b>BJ Taylor (2018-19)</b>	<b>172</b>
2. Marcus Jordan (2010-11)	165
3. Mike Clark (1970-71)	158
4. Bo Clark (1976-77)	144
5. Jermaine Taylor (2008-09)	138
Mike Clark (1971-72)	134
7. Ray Abellard (2002-03)	130
8. Bo Clark (1979-80)	129
9. <b>BJ Taylor (2016-17)</b>	<b>126</b>
Cleveland Jackson (1978-79)	126

**Single-Season Free Throw Attempts**

1. Mike Clark (1970-71)	225
2. <b>BJ Taylor (2018-19)</b>	<b>220</b>
3. Marcus Jordan (2010-11)	213
4. Isaiah Sykes (2013-14)	198
5. Isaiah Sykes (2012-13)	188
6. Ken Leeks (1991-92)	186
7. Mike Clark (1971-72)	185
8. Keith Clanton (2012-13)	177
9. Keith Clanton (2010-11)	176
10. <b>BJ Taylor (2016-17)</b>	<b>175</b>

**Single-Season Rebounds**

1. Ed Fluitt (1971-72)	364
2. <b>Tacko Fall (2016-17)</b>	<b>343</b>
3. Ruben Cotton (1979-80)	320
4. Dean Rossin (1980-81)	299
5. Ken Leeks (1990-91)	268

**Single-Season Rebound Average**

1. Ed Fluitt (1971-72)	14.0
2. Ruben Cotton (1979-80)	11.0
3. Dean Rossin (1980-81)	10.7
4. Ken Leeks (1990-91)	9.9
Wil Nix (1978-79)	9.9
6. <b>Tacko Fall (2016-17)</b>	<b>9.5</b>
7. Ed Smith (1973-74)	9.3
8. Ken Leeks (1989-90)	9.0
9. Paul Reed (2001-02)	8.9
Willy Belotte (1973-74)	8.9

**Single-Season Blocks**

1. <b>Tacko Fall (2016-17)</b>	<b>94</b>
2. John Friday (1986-87)	74
3. <b>Tacko Fall (2018-19)</b>	<b>73</b>
4. <b>Tacko Fall (2015-16)</b>	<b>70</b>
5. Keith Clanton (2012-13)	63
6. Keith Clanton (2010-11)	60
7. Keith Clanton (2011-12)	59
Tom Herzog (2010-11)	59
Isaac McKinnon (1983-84)	59
10. Paul Reed (2000-01)	56

**Single-Game Field Goal Percentage**

(min. 10 attempts)

1. <b>Tacko Fall</b>	<b>1.000 (10-10)</b>
	<b>vs. Villanova (11/20/16)</b>
Eddie Rhodes	1.000 (10-10)
	vs. Florida International (12/4/80)
Jerry Prather	1.000 (10-10)
	vs. Dickinson (1/10/76)
4. Keith Clanton	.933 (14-15)
	vs. Bethune-Cookman (12/12/12)
5. <b>Tacko Fall</b>	<b>.917 (11-12)</b>
	<b>vs. Miami-Ohio (12/18/16)</b>
6. <b>Tacko Fall</b>	<b>.917 (11-12)</b>
	<b>at Stetson (12/2/15)</b>
7. <b>Tacko Fall</b>	<b>.909 (10-11)</b>
	<b>vs. Bethune-Cookman (12/21/16)</b>
Pat Crocklin	.909 (10-11)
	vs. Mercer (2/22/86)
9. A.J. Davis	.900 (9-10)
	at Memphis (2/11/18)
Keith Clanton	.900 (9-10)
	vs. Alabama State (11/13/12)
Josh Peppers	.900 (9-10)
	at East Carolina (2/7/07)
Anthony Williams	.900 (9-10)
	vs. Campbell (12/16/04)
Ken Leeks	.900 (9-10)
	vs. UW-Milwaukee (12/15/90)

**Single-Game Free Throws**

1. Bennie Shaw vs. Medger Evers (12/18/75)	15
2. Jermaine Taylor vs. Sam Houston St. (1/3/09)	14
Stacey Castle vs. Georgia State (1/20/96)	14
Victor Saxton vs. Mercer (2/15/93)	14
Mike Clark vs. Greensboro (12/19/70)	14
6. <b>BJ Taylor at Memphis (1/17/15)</b>	<b>13</b>
Lavell Payne at Houston (1/24/07)	13
Brad Traina vs. Stetson (2/14/98)	13
Fred Crawford vs. FIU (2/12/88)	13

**Single-Game Blocks**

1. Tom Herzog vs. Bethune-Cookman (12/11/10)	8
Keith Clanton vs. SE Louisiana (12/4/10)	8
Tony Davis at USF (12/1/07)	8
4. Staphon Blair vs. USC Upstate (11/23/14)	7
Keith Clanton vs. Southern Miss (2/6/13)	7
John Friday vs. Delaware State (1/10/87)	7
John Friday vs. Western Illinois (1/5/87)	7
8. <b>Tacko Fall at Missouri (12/2/18)</b>	<b>6</b>
<b>Tacko Fall vs. TCU (3/28/17)</b>	<b>6</b>
<b>Tacko Fall vs. Florida Atlantic (12/12/15)</b>	<b>6</b>
Keith Clanton vs. Saint Thomas (11/12/11)	6
Anthony Williams vs. South Dakota St. (2/21/05)	6
Paul Reed vs. Stetson (1/2/02)	6
Dean Rossin vs. Florida Southern (2/9/80)	6

**Single-Game Rebounds**

1. Ron Thornton vs. Edward Waters (11/24/81)	23
Ed Fluitt vs. Embry-Riddle (12/1/71)	23
3. Ed Fluitt vs. Hawthorne (1/26/72)	21
4. <b>Tacko Fall vs. SMU (2/24/19)</b>	<b>20</b>
Paul Reed at Marist (12/22/01)	20
David Lewis vs. Eckerd (2/4/76)	20
Jim Flanagan vs. Florida Bible (1/11/71)	20
Don Mathis at Florida Bible (12/11/70)	20



**NATIONAL POLLS**

**Associated Press Poll**

Rk	Team	Record	Points
1	Gonzaga (41)	29-2	1572
2	Virginia (23)	28-2	1559
3	North Carolina	26-5	1474
4	Kentucky	26-5	1373
5	Duke	26-5	1298
6	Michigan State	25-6	1226
7	Texas Tech	26-5	1211
8	Tennessee	27-4	1200
9	LSU	26-5	1089
10	Michigan	26-5	1041
<b>11</b>	<b>Houston</b>	<b>29-2</b>	<b>963</b>
12	Florida State	25-6	856
13	Purdue	23-8	831
14	Nevada	28-3	684
15	Kansas State	24-7	680
16	Virginia Tech	23-7	625
17	Kansas	23-8	602
18	Buffalo	28-3	539
19	Wisconsin	22-9	466
20	Wofford	28-4	387
21	Maryland	22-9	319
22	Auburn	22-9	268
23	Marquette	23-8	109
<b>24</b>	<b>Cincinnati</b>	<b>25-6</b>	<b>108</b>
25	Villanova	22-9	80

*Others receiving votes:* UCF 62, VCU 53, Mississippi State 37, Utah State 34, New Mexico State 16, Murray State 11, Louisville 11, Iowa State 8, **Temple 4**, Clemson 3, Liberty 1

**USA Today Coaches Poll**

Rk	Team	Record	Points
1	Gonzaga (28)	29-2	796
2	Virginia (4)	28-2	772
3	North Carolina	26-5	735
4	Kentucky	26-5	684
5	Duke	26-5	632
6	Texas Tech	26-5	610
7	Michigan State	25-6	590
8	Tennessee	27-4	557
9	LSU	26-5	515
10	Houston	29-2	496
11	Michigan	26-5	494
12	Purdue	23-8	471
13	Florida State	25-6	426
14	Kansas State	24-7	406
15	Virginia Tech	23-7	304
16	Buffalo	28-3	289
17	Nevada	28-3	277
18	Kansas	23-8	267
19	Wisconsin	22-9	246
20	Wofford	28-4	191
21	Maryland	22-9	136
22	Marquette	23-8	105
23	Cincinnati	25-6	104
24	Auburn	22-9	76
25	Villanova	22-9	65

*Others receiving votes:* UCF 27, Mississippi State 26, VCU 21, Utah State 19, Hofstra 13, Washington 11, Arizona State 11, Murray State 10, Iowa State 8, Louisville 3, Seton Hall 3, Liberty 2, Baylor 1, UC Irvine 1

**WEEK-BY-WEEK**

Week	AP	Coaches	NET
Preseason	RV (15)	RV (5)	--
Week 2	--	RV (5)	--
Week 3	--	RV (2)	--
Week 4	RV (3)	RV (9)	49
Week 5	--	RV (5)	71
Week 6	--	RV (7)	61
Week 7	--	RV (7)	56
Week 8	--	RV (8)	46
Week 9	--	RV (9)	34
Week 10	RV (6)	RV (14)	31
Week 11	RV (17)	RV (26)	33
Week 12	--	RV (3)	37
Week 13	--	--	41
Week 14	--	--	43
Week 15	--	--	46
Week 16	--	--	40
Week 17	--	--	34
Week 18	25	RV (22)	29
Week 19	RV (62)	RV (27)	28

**MISCELLANEOUS STATS**

Date	Opp.	W/L	Points in Paint			Pts Off TOs			2nd Chance Pts			Fast Break Pts		
			UCF	Opp	Diff	UCF	Opp	Diff	UCF	Opp	Diff	UCF	Opp	Diff
N6	Rider	W	42	30	+12	21	12	+9	9	22	-13	17	6	+11
N11	FAU	L	40	24	+16	17	13	+4	15	12	+3	11	12	-1
N15	vs. Fullerton	W	34	28	+6	15	11	+4	19	8	+11	8	13	-5
N16	vs. Saint Joe's	W	38	18	+20	19	11	+8	14	6	+8	14	12	+2
N18	vs. WKU	W	30	24	+6	23	12	+11	11	10	+1	11	14	-3
N24	NKU	W	30	18	+12	2	3	-1	14	5	+9	8	1	+7
N29	Alabama	W	28	34	-6	8	8	--	7	18	-11	13	6	+7
D2	at Missouri	L	18	20	-2	9	22	-13	7	16	-9	4	0	+4
D8	Grambling	W	20	24	-4	10	11	-1	13	14	-1	11	4	+7
D11	Ga. Southern	W	32	48	-16	8	18	-10	13	7	+6	7	20	-13
D16	Stetson	W	36	28	+8	15	8	+7	15	12	+3	26	10	+16
D21	Illinois State	W	38	18	+20	22	8	+14	14	7	+7	9	14	-5
J2	Temple	W	44	16	+28	19	9	+10	12	13	-1	14	15	-1
J5	at UConn	W	22	18	+4	20	19	+1	0	6	-6	14	7	+7
J13	ECU	W	24	22	+2	12	12	--	17	9	+8	24	12	+12
J16	at Wichita State	L	18	18	--	12	7	+5	9	8	+1	5	4	+1
J19	Tulsa	W	24	18	+6	12	9	+3	5	2	+3	12	23	-11
J23	at Tulane	W	40	20	+20	21	7	+14	17	14	+3	17	4	+13
J27	at Memphis	L	30	38	-8	12	13	-1	11	14	-3	11	5	+6
J31	UConn	W	32	22	+10	10	10	--	10	15	-5	16	17	-1
F7	Houston	L	22	20	+2	9	15	-6	4	9	-5	22	18	+4
F10	at SMU	W	32	24	+8	10	13	-3	6	15	-9	9	12	-3
F13	S. Florida	W	32	20	+12	19	6	+13	10	22	-12	7	10	-3
F16	Memphis	W	36	38	-2	18	15	+3	11	14	-3	27	19	+8
F21	at Cincinnati	L	14	16	-2	18	17	+1	6	12	-6	8	2	+6
F24	SMU	W	46	14	+32	2	3	-1	20	13	+7	13	1	+12
F27	at S. Florida	W	38	20	+18	16	10	+6	9	8	+1	9	9	--
M2	at Houston	W	30	28	+2	11	12	-1	9	3	+6	7	7	--
M7	Cincinnati	W	30	30	--	10	10	--	14	14	--	11	13	-2
M9	at Temple	L	12	30	-18	9	23	-14	11	8	+3	6	10	-4

**DUNK COUNTER**

Player	Dunks
Terrell Allen	
Frank Bertz	3
Chad Brown	25
Aubrey Dawkins	17
Cesar DeJesus	
Tacko Fall	74
Dayon Griffin	1
Chance McSpadden	
Collin Smith	8
BJ Taylor	



# JOHNNY DAWKINS head coach | third season



Johnny Dawkins was named UCF's seventh head men's basketball coach on Mar. 23, 2016 and has had immediate success in his first two seasons with the Knights.

Dawkins took over a 12-18 squad that hadn't finished above .500 since 2012-13 and led the Knights to a 24-12 record in his first season at the helm, the sixth best turnaround in the nation. With just seven scholarship players due to transfers and injuries, the Knights earned the fourth seed – their highest ever – in the American Athletic Conference Tournament, eventually falling to league champion

SMU in the semifinals.

A season full of firsts, UCF hosted its first NIT game in 2016-17, defeating Colorado for the program's first ever win in an NIT or NCAA Tournament game. The Knights went on to defeat top seeded Illinois State on the road, before coming home to the first ever sell-out crowd at CFE Arena and winning 68-58 over Illinois to earn a spot in the NIT Final Four.

Under Dawkins' leadership, UCF led all of NCAA Division I in defensive field goal percentage in 2016-17, holding opponents to just 36.5 percent from the floor. The Knights were also sixth in the nation, allowing only 61.2 points per game, and gave up 45 or less points in four games over the course of the year.

Dawkins was named a finalist for both the Jim Phelan and Ben Jobe National Coach of the Year awards his first season at UCF, but he also guided a number of his players to accomplishments along the way.

#### 2016-17 Individual Honors

- Tacko Fall was named The American Defensive Player of the Year, Lefty Driesell Defensive All-America, and finalist for Kareem Abdul-Jabbar Award
- B.J. Taylor earned Second Team All-Conference honors from The American after leading UCF with 17.4 points per game
- Matt Williams set new UCF records for three-pointers in a career, in a season and in a game, before signing a professional contract with the Miami Heat

In year two at the helm, Dawkins had to deal with significant injuries to his three best players. His son, Aubrey Dawkins, missed the entire season with a shoulder injury, B.J. Taylor missed the first half of the season, and Tacko Fall missed the second half of the year. Taylor and Fall only played one game together.

Through the injuries, Dawkins led the Knights to a 19-13 record, second only to his first season record in the last five years of UCF Basketball.

The team also had a number of firsts in year two under Dawkins.

#### Firsts in 2017-18

- First win over UConn at home and first since joining The American
- First win over SMU since joining The American
- First win over Memphis on the road
- First win over a ranked opponent in a true road game, defeating No. 24 Alabama

And the defense was as good as ever in Dawkins' second year coaching the Black and Gold.

#### Defensive Accomplishments in 2017-18

- Held three opponents under 40 points
  - Before the season, UCF had only held two opponents to less than 40 points in 33-year Division I history
- Set new school record, holding SMU to 37 points
- Ranked third in the nation, holding opponents to 61.7 points per game
- Ranked 10th in the nation, holding opponents to 40.1 percent from the field

## COACHING EXPERIENCE

2016-present	UCF	Head Coach
2008-16	Stanford	Head Coach
2000-08	Duke	Associate Head Coach
2006-08	USA Basketball	Player Personnel
1998-99	Duke	Assistant Coach

## NBA EXPERIENCE

1994-95	Detroit Pistons
1989-94	Philadelphia 76ers
1986-89	San Antonio Spurs
1986	Drafted, Spurs - 10th Overall

In two years, Johnny Dawkins has led UCF to new heights on the basketball court, but he has done an even better job with his players in the classroom. With Dawkins at the helm, the Knights men's basketball program recorded an average semester team GPA over 3.0 for the first time in recorded history. They then did it again, setting a new program record with an average semester GPA of 3.03 this spring.

### STANFORD STINT

Stanford put together four 20-win seasons in Dawkins' tenure as head coach. He is only the second coach in Stanford history with at least four 20-win seasons. Stanford's success on the court came against some of the toughest schedules in the nation. During the 2015-16 season, the Cardinal faced the sixth-most difficult slate in the country. A nation-leading 17 of Stanford's 30 games came against RPI Top 50 squads. Stanford's strength of schedule was rated in the top 50 each of the past four seasons, including two in the top 20, with an average rank of 27.75.

The Cardinal basketball program also excelled in the classroom during Dawkins' tenure, earning at least three Pac-12 All-Academic selections for five consecutive seasons and producing back-to-back Pac-12 Scholar-Athlete of the Year recipients (2014, 2015). Stanford also received annual national academic recognition, with three players earning National Association of Basketball Coaches (NABC) Honors Court status in 2015. The Cardinal was one of 20 NCAA Division I teams to earn an NABC Team Academic Excellence Award last season.

In 2012, Dawkins mentored Chasson Randle to become the consummate student-athlete. Randle finished that season as Stanford's all-time leading scorer and earned the program's first Academic All-America First Team selection since 2006. Under Dawkins, Stanford recorded back-to-back perfect Academic Progress Rate scores of 1000 in both the 2012-13 and 2013-14 reports, the two most recent to be released by the NCAA.

Player development was also markedly improved at Stanford under Dawkins' tutelage. Four Cardinal players were selected in the NBA Draft following their collegiate careers.

### LEARNING FROM A LEGEND

The Washington, D.C. native coached for 10 years under the legendary Mike Krzyzewski at Duke. During Dawkins' decade as a coach at Duke, the Blue Devils won a national championship (2001), tallied six ACC regular season championships, recorded seven ACC Tournament titles and posted a 330-60 record. In four consecutive seasons from 1999-2002, Duke finished the regular season ranked No. 1 in both national polls, a first in college basketball history. Duke reached a No. 1 national ranking in seven of the 10 seasons with Dawkins on the coaching staff.

While at Duke, he also served as the Player Personnel Director for the USA Basketball Senior National Team from 2006-08.





**DECORATED DUKIE**

Following a prolific high school career at Mackin Catholic in Washington, D.C., Dawkins made his way to Duke, where he would become one of the most decorated players to step foot in Durham, North Carolina.

He played for the Blue Devils from 1983-86, earning Consensus All-America honors twice (1985, 1986). Dawkins was also voted as the 1986 Naismith National Player of the Year and named a Freshman All-American in 1983. During his collegiate career, he helped lead Duke to three NCAA Tournament berths, including an NCAA National Championship Game appearance in 1986. He was listed as an All-ACC honoree in all four seasons as a Blue Devil.

Dawkins finished his career as the school's all-time leading scorer and held that honor until 2006 when J.J. Redick surpassed his mark of 2,556 points. He recorded double-figure point totals in 129-of-133 collegiate games. Dawkins led the Blue Devils in scoring all four years, recording the fourth-highest season point total in school history with 809 in 1986. Dawkins remains Duke's career record-holder in field goals (1,026) and field goals attempted (2,019) while also owning the school's best single-season mark for field goals (331) during the 1986 campaign.

Dawkins was inducted into the Duke Sports Hall of Fame in September 1996. His jersey number 24 was retired by the school.

**PROFESSIONAL EXPERIENCE**

A 1986 first-round draft pick (10th overall) by San Antonio, Dawkins saw action in nine NBA seasons with the Spurs, Philadelphia 76ers and Detroit Pistons. He averaged 11.1 points and 5.5 assists over 541 career NBA games.

**GIVING BACK TO THE GAME**

Dawkins has served as a member of the National Association of Basketball Coaches Board of Directors since 2012. He also currently serves on the NCAA Division I Men's Basketball Ethics Coalition, an independent committee of current and former coaches, charged with promoting ethical conduct through leadership, education and mentoring opportunities, while identifying key issues challenging the coaching community.

**COACHING RECORD**

Year	School	Record	Pct
2008-09	Stanford	20-14	.588
2009-10	Stanford	14-18	.438
2010-11	Stanford	15-16	.484
2011-12	Stanford	26-11	.703
2012-13	Stanford	19-15	.559
2013-14	Stanford	23-13	.639
2014-15	Stanford	24-13	.649
2015-16	Stanford	15-15	.500
2016-17	UCF	24-12	.667
2017-18	UCF	19-13	.594
2018-19	UCF	23-7	.767
<b>Total</b>	<b>11th Season</b>	<b>222-147</b>	<b>.602</b>

**COACHING HIGHLIGHTS**

2008-09	CBI Semifinals
2011-12	NIT Champions
2012-13	NIT Second Round
2013-14	NCAA Sweet 16
2014-15	NIT Champions
2015-16	NIT Semifinals
Finalist for Jim Phelan National Coach of the Year	
Finalist for Ben Jobe National Coach of the Year	

**COLLEGIATE CAREER**

1982-86	Duke University
1985-86	Naismith National Player of the Year
	Consensus First Team All-America
	First Team All-ACC
	NCAA East Regional MVP
	ACC Tournament MVP
	Duke Team MVP
	Duke Co-Captain
1984-85	Consensus First Team All-America
	First Team All-ACC
	Duke Team MVP
1983-84	Second Team All-ACC
	Duke Team MVP
1982-83	Freshman All-America
	Second Team All-ACC
	Duke Team MVP

**THE DAWKINS FILE**

Hometown	Washington, D.C.
High School	Mackin Catholic
College	Duke, 1986



# BJ TAYLOR

6-2 | 195 | r-senior | guard  
orlando, fla. | boone hs



## KNIGHT NOTES

### 2018-19

- Became first UCF player to be named to The American's First Team All-Conference and first Knight to be named First Team for any conference since Isaiah Sykes in Conference USA in 2012-13
- Named to The American Weekly Honor Roll four times
- Ranks seventh all-time in program history and third all-time in American Athletic Conference history with 1,579 career points
- With 441 career free throws made, he's now second in UCF history and needs 16 more to break the all-time record
- Has made 172 free throws this season, which ranks 19th nationally and sets a new UCF single-season record
- He also ranks seventh all-time in three-point field goals made (176) and seventh in assists (316)
- Has led UCF in scoring in 47 of 101 games played in career
- Scored in double figures in 27 out of 30 games on the season
- In last eight outings has recorded 42 assists and just 10 turnovers
- Ranks 11th in The American with 16.2 points per game
- Also ranks seventh in free throw percentage (78.2), 11th in three-point percentage (37.3), 12th in threes made per game (1.9), and fifth in assist-to-to ratio (2.0).
- Cincinnati 3/7: Scored 22 points and had six rebounds in the victory on Senior Knight
- Memphis 2/16: Scored 25 points on 12-of-14 from the free throw line with five assists in the win
- Houston 2/7: Had 21 points, seven assists and no turnovers
- UConn 1/31: Scored 21 points and went 9-of-10 from the free throw line
- Temple 1/2: Led Knights with 24 points in conference opener
- Ga. Southern 12/11: Scored a career-high 35 points on six three-pointers
- Alabama 11/29: Led the Knights with 24 points on 3-of-5 from three and 9-of-11 from the line
- Named Preseason Player of the Year in The American
- Also named Preseason First Team All-Conference by the league's coaches
- Additionally, named Preseason First Team All-Conference by FanRag Sports, NCAA.com, Blue Ribbon Yearbook, NBC Sports
- NCAA.com named Taylor the #5 best senior heading into 2018-19 season

### 2017-18

- Became the 19th member of UCF's 1,000-Point Club, the third fastest to 1,000 points in UCF's Division I era.
- Injured during first game of the season and missed 16 straight games with foot injury.
- Had seven 20-point performances in final 14 games of the season.
- One of three Knights in the last 20 years to score 15+ ppg in back-to-back seasons.

### 2018-19 HIGHS

Points	35	Ga. Southern (12/11/18)
Rebounds	6	#19 Cincinnati (3/7/19)
Assists	7	2x, last at SMU (2/10/19)
Steals	3	ECU (1/13/19)
Blocks	1	#12 Houston (2/7/19)
FG made	10	Ga. Southern (12/11/18)
FG attempts	17	#19 Cincinnati (3/7/19)
3FG made	6	Ga. Southern (12/11/18)
3FG attempts	9	Ga. Southern (12/11/18)
FT made	12	Memphis (2/16/19)
FT attempts	14	Rider (11/6/18)

### CAREER HIGHS

Points	35	Ga. Southern (12/11/18)
Rebounds	9	Stetson (11/16/14)
Assists	10	vs. Miss State (11/17/16)
Steals	4	Seattle (11/26/16)
Blocks	1	4x, last #12 Houston (2/7/19)
FG made	11	Tulane (1/14/15)
FG attempts	21	#11 Wichita St. (3/1/18)
3FG made	6	2x, last Ga. Southern (12/11/18)
3FG attempts	10	Memphis (2/22/15)
FT made	13	at Memphis (1/17/15)
FT attempts	15	at Memphis (1/17/15)

### MISCELLANEOUS GAME STATS

Led team in scoring	47
Led team in rebounds	1
Led team in assists	45
Double Figure Points	82
Double Figure Rebounds	--
Double-Doubles	1
20-Point Games	30
30-Point Games	2
3+ Three Pointers	25
5+ Assists	23
3+ Steals	4
3+ Blocks	--

### CAREER STATISTICS

Year	GP		Minutes		Totals			3-Point			Free Throws			Rebounds				Scoring							
	GP	GS	Min	Avg	FG	FGA	Pct	FG	FGA	Pct	FT	FTA	Pct	Off	Def	Tot	Avg	PF	FO	Ast	T/O	Blk	Stl	Pts	Avg
2014-15	26	26	855	32.9	107	286	.374	45	129	.349	75	106	.708	10	67	77	3.0	38	0	65	32	2	24	334	12.8
2016-17	29	28	1057	36.4	165	399	.414	48	141	.340	126	175	.720	11	105	116	4.0	60	1	101	64	1	32	504	17.4
2017-18	16	14	495	30.9	80	201	.398	26	67	.388	68	101	.673	3	29	32	2.0	20	0	51	28	0	8	254	15.9
2018-19	30	30	1024	34.1	129	330	.391	57	153	.373	172	220	.782	11	55	66	2.2	42	0	99	49	0	25	487	16.2
<b>Total</b>	<b>101</b>	<b>98</b>	<b>3431</b>	<b>34.0</b>	<b>481</b>	<b>1216</b>	<b>.396</b>	<b>176</b>	<b>490</b>	<b>.359</b>	<b>441</b>	<b>602</b>	<b>.733</b>	<b>35</b>	<b>256</b>	<b>291</b>	<b>2.9</b>	<b>160</b>	<b>1</b>	<b>316</b>	<b>173</b>	<b>3</b>	<b>89</b>	<b>1579</b>	<b>15.6</b>

## GAME-BY-GAME

Opponent	Date	gs	min	Total	3-Pointers	Free throws	Rebounds	PF	FO	Blk	Stl	pts	avg	
				fg-fga	pct	ft-fta	pct	off	def	tot	avg			
RIDER	11/06/	*	33	5-13	.38	2-4	.50	10-14	.71	1	1	2	2.0	
FLA. ATLANTIC	11/11/	*	36	9-14	.64	1-3	.33	10-12	.83	1	1	2	2.0	
vs Cal St. Fullerton	11/15/	*	31	4-12	.33	2-3	.66	4-4	1.00	0	2	2	2.0	
vs Saint Joseph's	11/16/	*	33	2-7	.28	1-4	.25	0-0	.00	0	2	2	2.0	
vs Western Ky.	11/18/	*	37	3-11	.27	2-4	.50	5-7	.71	1	0	1	1.8	
NORTHERN KY.	11/24/	*	34	1-8	.12	1-4	.25	7-11	.63	0	5	5	2.3	
ALABAMA	11/29/	*	37	6-11	.54	3-5	.60	9-11	.81	0	0	0	2.0	
at Mizzou	12/02/	*	32	2-10	.20	1-7	.14	7-7	1.00	0	2	2	2.0	
GRAMBLING	12/08/	*	35	5-13	.38	3-7	.42	8-9	.88	2	3	5	2.3	
GA. SOUTHERN	12/11/	*	38	10-17	.58	6-9	.66	9-11	.81	1	3	4	2.5	
STETSON	12/16/	*	26	3-8	.37	1-5	.20	3-3	1.00	0	2	2	2.5	
ILLINOIS ST.	12/21/	*	32	6-13	.46	1-6	.16	2-2	1.00	0	3	3	2.5	
TEMPLE	01/02/	*	36	7-12	.58	3-7	.42	7-12	.58	0	1	1	2.4	
at UConn	01/05/	*	38	2-7	.28	1-2	.50	7-12	.58	0	2	2	2.4	
EAST CAROLINA	01/13/	*	33	2-12	.16	0-6	.00	10-12	.83	1	1	2	2.3	
at Wichita St.	01/16/	*	33	4-10	.40	2-3	.66	5-9	.55	0	0	0	2.2	
TULSA	01/19/	*	32	3-11	.27	2-8	.25	7-10	.70	0	1	1	2.1	
at Tulane	01/23/	*	30	8-15	.53	1-4	.25	0-0	.00	1	2	3	2.2	
at Memphis	01/27/	*	31	3-11	.27	2-6	.33	2-2	1.00	0	1	1	2.1	
UCONN	01/31/	*	35	5-12	.41	2-3	.66	9-10	.90	0	0	0	2.0	
HOUSTON	02/07/	*	36	6-12	.50	2-7	.28	7-9	.77	0	2	2	2.0	
at SMU	02/10/	*	37	3-7	.42	2-4	.50	0-0	.00	0	2	2	2.0	
SOUTH FLA.	02/13/	*	29	3-6	.50	1-1	1.00	6-7	.85	2	1	3	2.0	
MEMPHIS	02/16/	*	39	5-11	.45	3-6	.50	12-14	.85	1	4	5	2.2	
at Cincinnati	02/21/	*	36	4-14	.28	2-8	.25	2-2	1.00	0	2	2	2.2	
SMU	02/24/	*	29	4-10	.40	4-8	.50	2-3	.66	0	2	2	2.2	
at USF	02/27/	*	37	4-10	.40	1-4	.25	6-9	.66	0	2	2	2.1	
at Houston	3/2/19	*	35	1-6	.16	1-4	.25	8-8	1.00	0	1	1	2.1	
CINCINNATI	03/07/	*	38	8-19	.42	3-7	.42	3-5	.60	0	6	6	2.2	
at Temple	03/09/	*	36	1-8	.12	1-4	.25	5-5	1.00	0	1	1	2.2	
Totals			30	1024	129-330	.39	57-153	.37	172-220	.78	11	55	66	2.2



# TERRELL ALLEN

6-3 | 185 | r-junior | guard  
upper marlboro, md. | dematha catholic



## KNIGHT NOTES

### 2018-19

- Ranks third in the league and 28th in the nation with a 2.7 assist-to-turnover ratio
  - Has had at least four assists in 20 out of 30 games, ranking fifth in The American with 4.3 apg
  - Leads the Knights with 41 steals and ranks 101h in the league with 1.4 steals per game
  - Has made 24-of-59 attempts from three-point range (40.7%)
  - As a junior has career-best marks of field goal percentage (44.4%), three-point percentage, threes made (24), rebounds per game (3.2), and assists (130).
  - Houston 3/2: Had four steals and six assists
  - SMU 2/24: Scored 11 points to go with eight assists and just one turnover
  - Memphis 2/16: Scored in double figures for second straight game with 10 points and 6 boards
  - South Florida 2/13: Scored 14 points on 2-of-3 from three-point range and had four assists
  - ECU 1/13: Tied a career-high with eight rebounds to go with nine points and three assists
  - Temple 1/2: Scored 11 points and tied a season high with seven assists
  - Ga. Southern 12/11: Scored 12 points and had six assists
  - WKU 11/18: Had eight points with seven assists and just one turnover
  - Saint Joe's 11/16: Led UCF with career-high 22 points on career-high four three-pointers
  - FAU 11/11: Had eight points with five assists and just one turnover
  - Rider 11/6: Scored 13 points, had five rebounds and dished out four assists with just one turnover
- ### 2017-18
- Played in all 32 games, starting 22 in first season on the court with the Knights.
  - Led the Knights with 88 assists and 43 steals.
  - Finished 10th in the The American with 1.3 steals per game.
  - Averaged 5.5 points and 3.0 rebounds in 30.0 minutes per game.
  - Named to American Athletic Conference Honor Roll once.

## 2018-19 HIGHS

Points	22	vs. Saint Joe's (11/16/18)
Rebounds	8	ECU (1/13/19)
Assists	8	SMU (2/24/19)
Steals	4	3x, last at #6 Houston (3/2/19)
Blocks	--	--
FG made	8	vs. Saint Joe's (11/16/18)
FG attempts	11	vs. Saint Joe's (11/16/18)
3FG made	4	vs. Saint Joe's (11/16/18)
3FG attempts	5	3x, last at #6 Houston (3/2/19)
FT made	6	at UConn (1/5/19)
FT attempts	6	3x, last ECU (1/13/19)

## CAREER HIGHS

Points	22	vs. Saint Joe's (11/16/18)
Rebounds	8	2x, last ECU (1/13/19)
Assists	9	at Stetson (12/19/17)
Steals	5	2x, last vs. ECU (3/8/18)
Blocks	1	4x, last vs. Hofstra (3/5/16)
FG made	8	2x, last vs. Saint Joe's (11/16/18)
FG attempts	13	3x, last at JMU (1/21/16)
3FG made	4	vs. Saint Joe's (11/16/18)
3FG attempts	5	5x, last at #6 Houston (3/2/19)
FT made	10	Delaware (2/25/16)
FT attempts	15	High Point (11/18/15)

## MISCELLANEOUS GAME STATS

Led team in scoring	9
Led team in rebounds	3
Led team in assists	50
Double Figure Points	25
Double Figure Rebounds	--
Double-Doubles	--
20-Point Games	2
30-Point Games	--
3+ Three Pointers	1
5+ Assists	23
3+ Steals	19
3+ Blocks	--

## CAREER STATISTICS

Year	GP	GS	Minutes			Totals			3-Point			Free Throws			Rebounds					Scoring					
			Min	Avg		FG	FGA	Pct	FG	FGA	Pct	FT	FTA	Pct	Off	Def	Tot	Avg	PF	FO	Ast	T/O	Blk	Stl	Pts
2016-17	31	29	1021	32.9	94	231	.407	18	56	.321	98	117	.838	16	77	93	3.0	88	1	107	55	4	48	304	9.8
2017-18	32	22	960	30.0	63	156	.404	10	30	.333	40	58	.690	21	75	96	3.0	77	2	88	55	0	43	176	5.5
2018-19	30	30	913	30.4	71	160	.444	24	59	.407	42	58	.724	7	89	96	3.2	72	0	130	49	0	41	208	6.9
<b>Total</b>	<b>93</b>	<b>81</b>	<b>2894</b>	<b>31.1</b>	<b>228</b>	<b>547</b>	<b>.417</b>	<b>52</b>	<b>145</b>	<b>.359</b>	<b>180</b>	<b>233</b>	<b>.773</b>	<b>44</b>	<b>241</b>	<b>285</b>	<b>3.1</b>	<b>237</b>	<b>3</b>	<b>325</b>	<b>159</b>	<b>4</b>	<b>132</b>	<b>688</b>	<b>7.4</b>

## GAME-BY-GAME

Opponent	Date	gs	min	Total		3-Pointers		Free throws		Rebounds					pf	a	l/o	blk	stl	pts	avg
				fg	fga	pct	3fg	3fga	pct	ft	fta	pct	off	def							
RIDER	11/06/	*	30	4-6	.66	1-2	.50	4-5	.80	1	4	5	5.0	2	4	1	0	0	13	13.0	
FLA. ATLANTIC	11/11/	*	28	3-7	.42	2-4	.50	0-0	.00	0	2	2	3.5	2	5	1	0	0	8	10.5	
vs Cal St. Fullerton	11/15/	*	33	3-7	.42	1-2	.50	0-0	.00	0	3	3	3.3	1	4	0	0	2	7	9.3	
vs Saint Joseph's	11/16/	*	38	8-11	.72	4-5	.80	2-2	1.00	0	3	3	3.3	3	6	1	0	3	22	12.5	
vs Western Ky.	11/18/	*	35	2-5	.40	0-0	.00	4-6	.66	0	2	2	3.0	2	7	1	0	4	8	11.6	
NORTHERN KY.	11/24/	*	26	2-6	.33	0-0	.00	1-4	.25	1	3	4	3.2	4	5	0	0	0	5	9.7	
ALABAMA	11/29/	*	34	2-4	.50	0-0	.00	1-2	.50	0	4	4	3.3	4	4	2	0	0	5	10.5	
at Mizzou	12/02/	*	38	2-5	.40	1-3	.33	1-2	.50	1	2	3	3.3	3	4	1	0	1	6	9.3	
GRAMBLING	12/08/	*	29	1-1	1.00	1-1	1.00	0-0	.00	0	3	3	3.2	1	4	1	0	2	3	8.6	
GA. SOUTHERN	12/11/	*	33	5-9	.55	2-5	.40	0-0	.00	0	2	2	3.1	2	6	2	0	0	12	8.9	
STETSON	12/16/	*	25	3-6	.50	2-3	.66	0-1	.00	0	5	5	3.3	0	5	3	0	0	8	8.8	
ILLINOIS ST.	12/21/	*	23	1-6	.16	0-2	.00	2-2	1.00	0	4	4	3.3	4	2	1	0	1	4	8.4	
TEMPLE	01/02/	*	34	3-4	.75	1-1	1.00	4-5	.80	1	4	5	3.5	0	7	4	0	1	11	8.6	
at UConn	01/05/	*	30	1-5	.20	0-2	.00	6-6	1.00	0	3	3	3.4	1	4	1	0	3	8	8.6	
EAST CAROLINA	01/13/	*	30	3-5	.60	1-2	.50	2-6	.33	0	8	8	3.7	2	3	3	0	4	9	8.6	
at Wichita St.	01/16/	*	35	1-4	.25	1-1	1.00	0-0	.00	0	2	2	3.6	3	3	1	0	0	3	8.3	
TULSA	01/19/	*	29	0-0	.00	0-0	.00	3-4	.75	0	2	2	3.5	3	2	1	0	2	3	7.9	
at Tulane	01/23/	*	24	2-2	1.00	1-1	1.00	0-0	.00	0	2	2	3.4	2	4	0	0	2	5	7.8	
at Memphis	01/27/	*	24	2-5	.40	1-3	.33	0-0	.00	0	0	0	3.3	3	3	1	0	1	5	7.6	
UCONN	01/31/	*	18	0-4	.00	0-2	.00	0-0	.00	0	0	0	3.1	2	2	1	0	1	0	7.3	
HOUSTON	02/07/	*	31	2-6	.33	0-2	.00	1-1	1.00	1	4	5	3.2	1	3	4	0	2	5	7.1	
at SMU	02/10/	*	27	0-6	.00	0-1	.00	0-0	.00	1	1	2	3.1	3	2	1	0	1	0	6.8	
SOUTH FLA.	02/13/	*	27	5-8	.62	2-3	.66	2-2	1.00	0	3	3	3.1	2	4	0	0	1	14	7.1	
MEMPHIS	02/16/	*	36	3-9	.33	0-1	.00	4-4	1.00	0	6	6	3.3	3	3	4	0	1	10	7.3	
at Cincinnati	02/21/	*	33	2-5	.40	1-4	.25	0-0	.00	0	3	3	3.2	3	5	2	0	2	5	7.2	
SMU	02/24/	*	25	4-7	.57	0-1	.00	3-4	.75	0	4	4	3.3	4	8	1	0	2	11	7.3	
at USF	02/27/	*	31	3-4	.75	0-0	.00	0-0	.00	1	0	1	3.2	3	7	1	0	0	6	7.3	
at Houston	3/2/19	*	37	1-6	.16	1-5	.20	0-0	.00	0	3	3	3.2	2	6	4	0	4	3	7.1	
CINCINNATI	03/07/	*	33	1-3	.33	1-1	1.00	2-2	1.00	0	3	3	3.2	3	2	3	0	0	5	7.0	
at Temple	03/09/	*	37	2-4	.50	0-2	.00	0-0	.00	0	4	4	3.2	4	6	3	0	1	4	6.9	
<b>Totals</b>			<b>30</b>	<b>913</b>	<b>71-160</b>	<b>.44</b>	<b>24-59</b>	<b>.40</b>	<b>42-58</b>	<b>.72</b>	<b>7</b>	<b>89</b>	<b>96</b>	<b>3.2</b>	<b>72</b>	<b>13</b>	<b>49</b>	<b>0</b>	<b>41</b>	<b>208</b>	<b>6.9</b>





# CEASAR DEJESUS

6-2 | 190 | r-sophomore | guard  
west new york, n.j. | mt. zion prep (md.)



## KNIGHT NOTES

### 2018-19

- Played in 26 games during the regular season, but after starting every game last season has played just 11.7 minutes per game as a sophomore
- UConn 1/31: Scored a season-high 11 points on 4-of-4 from the floor
- Memphis 1/27: Had eight points on 4-of-4 shooting from the field
- Tulane 1/23: Scored four points and had two steals in the win
- Illinois St 12/21: Had nine points for third straight game
- Stetson 12/16: Scored nine points with three assists
- Ga. Southern 12/11: Scored a season high nine points with one three-pointer
- Grambling 12/8: Scored eight points off the bench, going 4-for-4 from the free throw line
- Saint Joe's 11/16: Scored seven points with three rebounds
- FAU 11/11: Had five points, four assists and two steals
- Rider 11/6: Scored six points in 15 minutes off the bench

### 2017-18

- Played in and started all 32 games as a redshirt freshman, the most games started by a UCF freshman in program history.
- Named The American Rookie of the Week three times.
- Fifth on the team with 8.6 points per game.
- Scored in double figures 10 times, leading the team in scoring in four games.
- Was 12th in The American with a .742 free throw percentage and improved that to second during league play with an .872 mark.

### 2018-19 HIGHS

Points	11	UConn (1/31/19)
Rebounds	3	3x, last at Missouri (12/2/18)
Assists	4	FAU (11/11/18)
Steals	2	2x, last at Tulane (1/23/19)
Blocks	1	2x, last at Memphis (1/27/19)
FG made	4	3x, last UConn (1/31/19)
FG attempts	9	Illinois St (12/21/18)
3FG made	1	5x, last at UConn (1/5/19)
3FG attempts	2	5x, last at Tulane (1/23/19)
FT made	5	Stetson (12/16/18)
FT attempts	5	Stetson (12/16/18)

### CAREER HIGHS

Points	16	Mercer (11/10/17)
Rebounds	6	at Stetson (12/19/17)
Assists	4	3x, last FAU (11/11/18)
Steals	3	2x, last Temple (1/7/18)
Blocks	1	2x, last at Memphis (1/27/19)
FG made	6	2x, last vs. Nebraska (11/23/17)
FG attempts	13	at ECU (12/31/17)
3FG made	3	at ECU (12/31/17)
3FG attempts	5	at ECU (12/31/17)
FT made	5	5x, last Stetson (12/16/18)
FT attempts	7	Mercer (11/10/17)

### MISCELLANEOUS GAME STATS

Led team in scoring	4
Led team in rebounds	1
Led team in assists	6
Double Figure Points	11
Double Figure Rebounds	--
Double-Doubles	--
20-Point Games	--
30-Point Games	--
3+ Three Pointers	1
5+ Assists	--
3+ Steals	2
3+ Blocks	--

## GAME-BY-GAME

Opponent	Date	gs	min	Total		3-Pointers		Free throws		Rebounds				pf	a	t/o	blk	stl	pts	avg
				fg	fga	pct	3fg	3fga	pct	ft	fta	pct	off							
RIDER	11/06/	15	3-5	.60	0-1	.00	0-1	.00	1	1	2	2.0	1	1	1	0	1	6	6.0	
FLA. ATLANTIC	11/11/	20	2-3	.66	1-2	.50	0-0	.00	0	2	2	2.0	1	4	1	0	2	5	5.5	
vs Cal St. Fullerton	11/15/	24	1-4	.25	0-1	.00	0-0	.00	0	3	3	2.3	1	0	1	0	0	2	4.3	
vs Saint Joseph's	11/16/	20	3-5	.60	1-2	.50	0-0	.00	2	1	3	2.5	1	1	1	0	0	7	5.0	
vs Western Ky.	11/18/	17	2-3	.66	0-0	.00	0-0	.00	0	2	2	2.4	0	2	2	0	1	4	4.8	
ALABAMA	11/29/	8	0-0	.00	0-0	.00	0-0	.00	0	0	0	2.0	0	0	0	0	0	0	4.0	
at Mizou	12/02/	6	0-0	.00	0-0	.00	1-2	.50	0	3	3	2.1	0	0	0	0	0	1	3.6	
GRAMBLING	12/08/	9	2-3	.66	0-1	.00	4-4	1.00	0	0	0	1.9	1	1	1	0	0	8	4.1	
GA. SOUTHERN	12/11/	18	2-5	.40	1-2	.50	4-4	1.00	1	1	2	1.9	1	1	1	0	0	9	4.7	
STETSON	12/16/	18	2-5	.40	0-1	.00	5-5	1.00	0	1	1	1.8	3	3	0	1	0	9	5.1	
ILLINOIS ST.	12/21/	17	4-9	.44	1-2	.50	0-0	.00	0	0	0	1.6	1	2	1	0	0	9	5.5	
TEMPLE	01/02/	14	0-0	.00	0-0	.00	0-0	.00	0	0	0	1.5	1	1	3	0	1	0	5.0	
at UConn	01/05/	7	1-1	1.00	1-1	1.00	0-0	.00	0	0	0	1.4	0	0	1	0	0	3	4.8	
EAST CAROLINA	01/13/	5	0-1	.00	0-0	.00	0-0	.00	0	0	0	1.3	0	0	1	0	0	0	4.5	
at Wichita St.	01/16/	11	1-2	.50	0-1	.00	0-0	.00	0	0	0	1.2	1	1	0	0	0	2	4.3	
TULSA	01/19/	3	0-1	.00	0-0	.00	0-0	.00	0	0	0	1.1	0	0	1	0	0	0	4.1	
at Tulane	01/23/	16	2-8	.25	0-2	.00	0-0	.00	0	0	0	1.1	3	1	1	0	2	4	4.1	
at Memphis	01/27/	12	4-4	1.00	0-0	.00	0-0	.00	0	0	0	1.0	1	0	0	1	0	8	4.3	
UCONN	01/31/	22	4-4	1.00	0-0	.00	3-4	.75	0	2	2	1.1	0	1	1	0	0	11	4.6	
HOUSTON	02/07/	12	0-3	.00	0-1	.00	2-4	.50	0	1	1	1.1	0	0	0	1	0	2	4.5	
at SMU	02/10/	4	0-0	.00	0-0	.00	0-0	.00	0	0	0	1.0	0	0	1	0	0	0	4.3	
SOUTH FLA.	02/13/	16	0-1	.00	0-0	.00	1-3	.33	0	2	2	1.0	2	0	1	0	0	1	4.1	
MEMPHIS	02/16/	1	0-0	.00	0-0	.00	0-0	.00	0	0	0	1.0	1	0	1	0	0	0	4.0	
at Cincinnati	02/21/	2	0-1	.00	0-0	.00	0-0	.00	0	0	0	1.0	0	0	1	0	0	0	3.8	
at USF	02/27/	3	0-0	.00	0-0	.00	0-0	.00	0	0	0	0.9	0	0	0	0	0	0	3.6	
at Temple	03/09/	5	0-1	.00	0-0	.00	0-0	.00	1	1	2	1.0	0	0	2	0	0	0	3.5	
Totals		0	305	33-69	.47	5-17	.29	20-27	.74	5	20	25	1.0	19	19	23	3	7	91	3.5

### CAREER STATISTICS

Year	GP	GS	Minutes		Totals			3-Point			Free Throws			Rebounds					Scoring						
			Min	Avg	FG	FGA	Pct	FG	FGA	Pct	FT	FTA	Pct	Off	Def	Tot	Avg	PF	FO	Ast	T/O	Blk	Stl	Pts	Avg
2017-18	32	32	877	27.4	94	226	.416	17	45	.378	69	93	.742	14	59	73	2.3	50	0	58	61	0	24	274	8.6
2018-19	26	0	305	11.7	33	69	.478	5	17	.294	20	27	.741	5	20	25	1.0	19	0	19	23	3	7	91	3.5
<b>Total</b>	<b>58</b>	<b>32</b>	<b>1182</b>	<b>20.4</b>	<b>127</b>	<b>295</b>	<b>.431</b>	<b>22</b>	<b>62</b>	<b>.355</b>	<b>89</b>	<b>120</b>	<b>.742</b>	<b>19</b>	<b>79</b>	<b>98</b>	<b>1.7</b>	<b>69</b>	<b>0</b>	<b>77</b>	<b>84</b>	<b>3</b>	<b>31</b>	<b>365</b>	<b>6.3</b>





# DAYON GRIFFIN

6-4 | 210 | r-senior | guard  
st. petersburg, fla. | st. petersburg hs



## KNIGHT NOTES

### 2018-19

- Shooting a career-high 64.0 percent from the free throw line
- Cincinnati 3/7: Had seven points on 3-of-7 shooting from the field
- Houston 3/2: Scored eight points on 2-of-2 shooting and 3-of-4 from the line
- South Florida 2/27: Scored a season-high 12 points on 4-of-7 shooting and blocked two shots
- Tulane 1/23: Scored nine points on a season-high three made three-pointers
- Tulsa 1/19: Grabbed a season-high seven rebounds to go with three assists
- at Wichita 1/16: Scored season-high 10 points on two three-pointers and had three steals
- at UConn 1/5: Scored season-high nine points and tied career high with four steals
- Stetson 12/16: Scored seven points on 2-of-3 from beyond the arc
- NKU 11/24: Scored four points on 2-of-4 from the field after missing four games
- Rider 11/6: Scored five points on 2-of-4 shooting in 20 minutes off the bench

### 2017-18

- Played in all 32 games, starting four in first season on the court for the Knights.
- Fourth on the team with 8.7 points per game.
- Also averaged 4.1 rebounds per game, dished out 38 assists and picked up 26 steals.
- Led the Knights with 56 three-pointers.
- Made a three in 26 out of 32 games, recording multiple three-pointers 19 times.
- Scored in double figures in 16 games during the season.
- First UCF player to score in double figures in first three games as a Knight since 2000-01.

## 2018-19 HIGHS

Points	12	at S. Florida (2/27/19)
Rebounds	7	Tulsa (1/19/19)
Assists	3	3x, last at S. Florida (2/27/19)
Steals	4	at UConn (1/5/19)
Blocks	2	at S. Florida (2/27/19)
FG made	4	at S. Florida (2/27/19)
FG attempts	9	Memphis (2/16/19)
3FG made	3	at Tulane (1/23/19)
3FG attempts	7	at Tulane (1/23/19)
FT made	3	at #6 Houston (3/2/19)
FT attempts	4	2x, last at #6 Houston (3/2/19)

## CAREER HIGHS

Points	29	vs. ETSU (3/28/16)
Rebounds	8	UConn (1/31/18)
Assists	6	Rice (2/27/16)
Steals	4	4x, last at UConn (1/5/19)
Blocks	2	5x, last at S. Florida (2/27/19)
FG made	12	vs. ETSU (3/28/16)
FG attempts	20	vs. ETSU (3/28/16)
3FG made	7	Charlotte (1/9/16)
3FG attempts	10	2x, last at Tulsa (2/21/18)
FT made	6	Mercer (11/10/17)
FT attempts	9	Mercer (11/10/17)

## MISCELLANEOUS GAME STATS

Led team in scoring	8
Led team in rebounds	3
Led team in assists	5
Double Figure Points	36
Double Figure Rebounds	--
Double-Doubles	--
20-Point Games	3
30-Point Games	--
3+ Three Pointers	16
5+ Assists	3
3+ Steals	10
3+ Blocks	--

## CAREER STATISTICS

Year	GP	GS	Minutes		Totals			3-Point			Free Throws			Rebounds					Scoring						
			Min	Avg	FG	FGA	Pct	FG	FGA	Pct	FT	FTA	Pct	Off	Def	Tot	Avg	PF	FO	Ast	T/O	Blk	Stl	Pts	Avg
2014-15	28	0	183	6.5	15	29	.517	5	10	.500	2	12	.167	3	24	27	1.0	15	0	5	14	6	11	37	1.3
2015-16	33	29	959	29.1	139	290	.479	56	148	.378	38	68	.559	20	119	139	4.2	60	0	57	45	8	45	372	11.3
2017-18	32	4	877	27.4	95	271	.351	56	174	.322	31	53	.585	22	108	130	4.1	44	0	38	42	9	26	277	8.7
2018-19	25	0	418	16.7	37	106	.349	20	75	.267	16	25	.640	9	41	50	2.0	32	0	25	19	6	16	110	4.4
<b>Total</b>	<b>118</b>	<b>33</b>	<b>2437</b>	<b>20.7</b>	<b>286</b>	<b>696</b>	<b>.411</b>	<b>137</b>	<b>407</b>	<b>.337</b>	<b>87</b>	<b>158</b>	<b>.551</b>	<b>54</b>	<b>292</b>	<b>346</b>	<b>2.9</b>	<b>151</b>	<b>0</b>	<b>125</b>	<b>120</b>	<b>29</b>	<b>98</b>	<b>796</b>	<b>6.7</b>

## GAME-BY-GAME

Opponent	Date	gs	min	Total fg-fga	pct	3-Pointers 3fg-fga	pct	Free throws ft-fla	pct	Rebounds off	def	tot	avg	pf	a	t/o	blk	stl	pts	avg
RIDER	11/06/	20	2-4	.50	1-3	.33	0-0	.00	1	1	2	2.0	2	1	1	0	1	5	5.0	
NORTHERN KY.	11/24/	13	2-4	.50	0-1	.00	0-0	.00	0	1	1	1.5	0	2	0	0	0	4	4.5	
ALABAMA	11/29/	15	1-4	.25	1-3	.33	0-0	.00	0	1	1	1.3	0	2	0	0	0	3	4.0	
at Mizzou	12/02/	19	1-3	.33	0-2	.00	0-0	.00	0	2	2	1.5	1	1	1	0	1	2	3.5	
GRAMBLING	12/08/	9	0-4	.00	0-3	.00	0-0	.00	0	0	0	1.2	1	1	0	1	0	0	2.8	
GA. SOUTHERN	12/11/	4	0-2	.00	0-2	.00	0-0	.00	0	0	0	1.0	0	0	0	0	0	0	2.3	
STETSON	12/16/	8	2-3	.66	2-3	.66	1-2	.50	0	1	1	1.0	0	0	0	0	0	7	3.0	
TEMPLE	01/02/	10	1-1	1.00	0-0	.00	0-0	.00	0	2	2	1.1	1	1	1	0	0	2	2.9	
at UConn	01/05/	20	3-3	1.00	1-1	1.00	2-3	.66	0	1	1	1.1	1	0	1	0	1	4	9	3.6
EAST CAROLINA	01/13/	16	1-5	.20	1-4	.25	1-2	.50	2	1	3	1.3	0	0	0	0	0	1	4	3.6
at Wichita St.	01/16/	27	3-6	.50	2-5	.40	2-2	1.00	0	1	1	1.3	2	1	0	0	3	10	4.2	
TULSA	01/19/	27	0-5	.00	0-3	.00	2-2	1.00	1	6	7	1.8	4	3	2	0	0	2	4.0	
at Tulane	01/23/	19	3-7	.42	3-7	.42	0-0	.00	1	1	2	1.8	0	2	0	1	1	9	4.4	
at Memphis	01/27/	25	1-6	.16	1-6	.16	1-4	.25	0	1	1	1.7	1	2	2	1	2	4	4.4	
UCONN	01/31/	9	0-4	.00	0-2	.00	2-2	1.00	1	2	3	1.8	0	0	0	0	0	2	4.2	
HOUSTON	02/07/	19	1-3	.33	1-3	.33	0-2	.00	0	3	3	1.9	3	1	0	0	0	3	4.1	
at SMU	02/10/	19	2-5	.40	1-4	.25	0-0	.00	0	2	2	1.9	2	0	1	1	0	5	4.2	
SOUTH FLA.	02/13/	10	2-3	.66	1-2	.50	0-0	.00	0	1	1	1.8	1	0	2	0	0	5	4.2	
MEMPHIS	02/16/	29	2-9	.22	0-5	.00	0-0	.00	0	5	5	2.0	2	3	0	1	2	4	4.2	
at Cincinnati	02/21/	12	0-1	.00	0-0	.00	0-0	.00	0	1	1	2.0	0	1	1	0	0	0	4.0	
SMU	02/24/	17	1-5	.20	1-5	.20	0-0	.00	0	1	1	1.9	3	1	0	0	0	3	4.0	
at USF	02/27/	19	4-7	.57	2-3	.66	2-2	1.00	1	1	2	1.9	1	3	1	2	1	12	4.3	
at Houston	3/2/19	15	2-2	1.00	1-1	1.00	3-4	.75	0	4	4	2.0	2	1	0	0	0	8	4.5	
CINCINNATI	03/07/	23	3-7	.42	1-5	.20	0-0	.00	0	1	1	2.0	1	0	0	0	0	7	4.6	
at Temple	03/09/	14	0-3	.00	0-2	.00	0-0	.00	2	1	3	2.0	4	1	3	0	0	0	4.4	
Totals		0	418	37-106	.34	20-75	.26	16-25	.64	9	41	50	2.0	32	25	19	6	16	110	4.4



# AUBREY DAWKINS

6-6 | 205 | r-junior | guard  
durham, n.c. | new hampton prep (n.h.)



## KNIGHT NOTES

### 2018-19

- Earned Second Team All-Conference honors by The American in first season on court for UCF
- Scored in double figures in his first 18 games at UCF, the first Knight to do so in the team's D1 era, and has scored in double figures in 27 out of 30 games this season
- Twice named American Athletic Conference Player of the Week (Nov. 19, Jan. 7) and twice named to The American Weekly Honor Roll (Feb. 11, Mar. 11).
- Ranks 12th in the conference in scoring with 15.4 points per game
- Also fourth in the conference with a 82.0 free throw percentage, sixth with a 39.8 three-point percentage and 10th with 2.2 threes per game
- Has been impressive in 10 true road games, averaging 19.3 points per game while shooting 53.1 percent from the field, 49.2 percent from three and 93.3 percent from the line
- Has 909 career points in three seasons at UCF and Michigan
- As a junior has career-high marks in minutes per game (33.0), threes made (66), free throw made (73), rebounds per game (5.1), assists (38), blocks (10), steals (29) and scoring (15.4).
- Earned Myrtle Beach Invitational MVP honors
- Temple 3/9: Scored a career-high 36 points on 6-of-11 from three and added 11 rebounds
- Cincinnati 2/21: Recorded 15 of his 18 points in the second half, going 4-of-6 from deep
- SMU 2/10: Scored a season-high 26 points on 9-of-12 shooting and 4-of-6 from three
- Wichita 1/16: Scored 22 points on 3-of-6 from beyond the arc
- UConn 1/5: Scored 23 points on 9-of-13 shooting and 2-of-4 from three
- Stetson 12/16: Scored 19 points and had career-high 13 rebounds for second ever double-double
- Missouri 12/2: Led UCF with 22 points on 6-of-9 from the field and 4-of-7 from three
- WKU 11/18: Led UCF with 21 points on five three-pointers
- Rider 11/6: Recorded first career double-double with 16 points and 10 rebounds

### 2016-18 at UCF

- Sat out the 2016-17 season due to NCAA transfer rules
- Missed all of the 2017-18 season after suffering shoulder injury during preseason

### 2014-16 at Michigan

- As a sophomore, played in all 36 games with nine starts, averaging 6.5 points in 2015-16.
- Named Michigan's "Sixth Man of the Year", producing five double-digit performance off the bench.
- As a freshman, played in 30 games with 13 starts, averaging 7.0 points and 20.7 minutes of action.

## 2018-19 HIGHS

Points	36	at Temple (3/9/19)
Rebounds	13	Stetson (12/16/18)
Assists	4	vs. WKU (11/18/18)
Steals	3	at S. Florida (2/27/19)
Blocks	2	#12 Houston (2/7/19)
FG made	12	at Temple (3/9/19)
FG attempts	23	at Temple (3/9/19)
3FG made	6	at Temple (3/9/19)
3FG attempts	11	at Temple (3/9/19)
FT made	10	Alabama (11/29/18)
FT attempts	10	Alabama (11/29/18)

## CAREER HIGHS

Points	36	at Temple (3/9/19)
Rebounds	13	Stetson (12/16/18)
Assists	4	vs. WKU (11/18/18)
Steals	3	at S. Florida (2/27/19)
Blocks	2	3x, last #12 Houston (2/7/19)
FG made	12	at Temple (3/9/19)
FG attempts	23	at Temple (3/9/19)
3FG made	8	Rutgers (3/7/15)
3FG attempts	11	2x, last at Temple (3/9/19)
FT made	10	Alabama (11/29/18)
FT attempts	10	Alabama (11/29/18)

## MISCELLANEOUS GAME STATS

Led team in scoring	16
Led team in rebounds	7
Led team in assists	1
Double Figure Points	45
Double Figure Rebounds	3
Double-Doubles	3
20-Point Games	9
30-Point Games	2
3+ Three Pointers	21
5+ Assists	--
3+ Steals	1
3+ Blocks	--

## GAME-BY-GAME

Opponent	Date	gs	min	Total		3-Pointers		Free throws		Rebounds					pf	a	t/o	blk	stl	pts	avg
				fg-fga	pct	3fg-fga	pct	ft-fga	pct	off	def	tot	avg								
RIDER	11/06/	*	31	5-14	.35	1-8	.12	5-7	.71	1	9	10	10.0	2	0	3	2	2	16	16.0	
FLA. ATLANTIC	11/11/	*	31	6-16	.37	1-6	.16	3-3	1.00	2	3	5	7.5	2	1	1	0	0	16	16.0	
vs Cal St. Fullerton	11/15/	*	32	6-12	.50	1-6	.16	0-0	.00	1	3	4	6.3	2	0	2	0	2	13	15.0	
vs Saint Joseph's	11/16/	*	34	5-11	.45	2-6	.33	1-2	.50	0	6	6	6.3	2	0	1	0	1	13	14.5	
vs Western Ky.	11/18/	*	38	8-13	.61	5-9	.55	0-0	.00	0	4	4	5.8	3	4	0	0	0	21	15.8	
NORTHERN KY.	11/24/	*	34	5-9	.55	2-5	.40	0-0	.00	0	5	5	5.7	3	1	4	1	0	12	15.2	
ALABAMA	11/29/	*	36	3-10	.30	0-4	.00	10-10	1.00	0	2	2	5.1	1	3	1	1	2	16	13.3	
at Mizzou	12/02/	*	39	6-9	.66	4-7	.57	6-6	1.00	1	3	4	5.0	4	0	3	0	2	22	16.1	
GRAMBLING	12/08/	*	29	3-10	.30	1-2	.50	4-4	1.00	2	6	8	5.3	2	1	3	0	2	11	15.6	
GA. SOUTHERN	12/11/	*	35	4-13	.30	1-4	.25	1-2	.50	1	5	6	5.4	1	1	3	0	0	10	15.0	
STETSON	12/16/	*	27	6-13	.46	2-5	.40	5-6	.83	4	9	13	6.1	2	1	0	0	2	19	15.4	
at UConn	12/21/	*	33	6-10	.60	5-7	.71	1-2	.50	1	4	5	6.0	3	3	0	1	0	18	15.6	
TEMPLE	01/02/	*	35	5-9	.55	0-2	.00	0-2	.00	0	3	3	5.8	3	3	0	0	0	10	15.2	
at UConn	01/05/	*	38	9-13	.69	2-4	.50	3-4	.75	0	4	4	5.6	1	1	2	0	0	23	15.7	
EAST CAROLINA	01/13/	*	29	6-14	.42	2-8	.25	4-5	.80	1	5	6	5.7	4	3	1	1	1	18	15.9	
at Wichita St.	01/16/	*	28	8-16	.50	3-6	.50	3-3	1.00	0	2	2	5.4	4	1	3	0	1	22	16.3	
TULSA	01/19/	*	35	5-13	.38	2-6	.33	0-0	.00	2	3	5	5.4	4	2	0	0	1	12	16.0	
at Tulane	01/23/	*	28	7-13	.53	3-7	.42	2-2	1.00	1	6	7	5.5	1	1	0	0	2	19	16.2	
at Memphis	01/27/	*	29	1-10	.10	0-5	.00	0-0	.00	1	2	3	5.4	4	1	4	0	1	2	15.4	
UCONN	01/31/	*	35	2-6	.33	1-3	.33	4-6	.66	2	3	5	5.4	1	1	2	1	2	9	15.1	
HOUSTON	02/07/	*	33	5-15	.33	3-7	.42	0-2	.00	1	4	5	5.3	5	0	2	2	0	13	15.0	
at SMU	02/10/	*	38	9-12	.75	4-6	.66	4-5	.80	1	4	5	5.3	1	2	3	1	1	26	15.5	
SOUTH FLA.	02/13/	*	32	4-8	.50	1-4	.25	1-2	.50	0	2	2	5.2	2	1	0	0	2	10	15.3	
MEMPHIS	02/16/	*	35	5-12	.41	3-5	.60	4-4	1.00	1	3	4	5.1	2	2	0	0	1	17	15.3	
at Cincinnati	02/21/	*	37	7-13	.53	4-6	.66	0-0	.00	0	3	3	5.0	1	1	1	0	1	18	15.4	
SMU	02/24/	*	23	3-8	.37	3-6	.50	2-2	1.00	0	5	5	5.0	2	0	0	0	0	11	15.3	
at USF	02/27/	*	33	5-9	.55	2-3	.66	2-2	1.00	1	6	7	5.1	3	2	3	0	3	14	15.2	
at Houston	3/2/19	*	37	4-10	.40	1-4	.25	2-2	1.00	0	1	1	5.0	5	1	1	0	0	11	15.1	
CINCINNATI	03/07/	*	27	2-7	.28	1-4	.25	0-0	.00	1	2	3	4.9	1	1	1	0	0	5	14.7	
at Temple	03/09/	*	39	12-23	.52	6-11	.54	6-6	1.00	4	7	11	5.1	0	0	1	0	0	36	15.4	
Totals			30	990	162-351	.46	66-166	.39	73-89	.82	29	124	153	5.1	71	38	45	10	29	463	15.4

## CAREER STATISTICS

Year	GP	GS	Minutes		Totals			3-Point			Free Throws			Rebounds					Scoring						
			Min	Avg	FG	FGA	Pct	FG	FGA	Pct	FT	FTA	Pct	Off	Def	Tot	Avg	PF	FO	Ast	T/O	Blk	Stl	Pts	Avg
2014-15	30	13	620	20.7	75	157	.478	39	89	.438	20	23	.870	22	41	63	2.1	49	2	11	19	7	10	209	7.0
2015-16	36	9	568	15.8	85	170	.500	44	100	.440	21	29	.724	23	66	89	2.5	45	0	18	21	5	16	235	6.5
2018-19	30	30	990	33.0	162	351	.462	66	166	.398	73	89	.820	29	124	153	5.1	71	2	38	45	10	29	463	15.4
Total	96	52	2178	22.7	322	678	.475	149	355	.420	114	141	.809	74	231	305	3.2	165	4	67	85	22	55	907	9.4



# FRANKBERTZ

6-5 | 180 | junior | guard  
hesperia, calif. | sultana hs



## KNIGHT NOTES

### 2018-19

- Scored 90 points and grabbed 42 rebounds, knocking down 23 three-pointers in first regular season of collegiate basketball
- SMU 2/24: Scored nine points on 3-of-6 shooting from beyond the arc
- Cincinnati 2/21: Scored six points in less than six minutes, going 2-of-2 from long distance
- Houston 2/7: Hit two threes for six points
- Memphis 1/27: Knocked down 2-of-5 from three-point range for six points
- Tulane 1/23: Scored first points since Dec. 21 with two points and three rebounds
- Stetson 12/16: Had nine points on a trio of three-pointers
- Grambling 12/8: Scored eight points and went 2-of-2 from beyond the arc
- WKU 11/18: Scored 11 points on three three-pointers
- Saint Joe's 11/16: Scored 10 points on two three-pointers
- Rider 11/6: Made UCF debut

### Prior to UCF

- A two-year starter at East Los Angeles College
- As a sophomore, shot 79-of-166 (48%) from three-point range
- Also averaged 13.2 points and 3.6 rebounds per game, while shooting 88 percent from the free throw line
- Led ELAC to a 24-6 overall record and a 9-1 league mark
- His squad won the South Coast Conference Championship
- Earned First Team All-Conference honors

## 2018-19 HIGHS

Points	11	WKU (11/18/18)
Rebounds	5	2x, last Grambling (12/8/18)
Assists	2	2x, last Stetson (12/16/18)
Steals	2	5x, last at Temple (3/9/19)
Blocks	1	2x, last S. Florida (2/13/19)
FG made	4	Saint Joe's (11/16/18)
FG attempts	9	2x, last Stetson (12/16/18)
3FG made	3	3x, last SMU (2/24/19)
3FG attempts	7	WKU (11/18/18)
FT made	2	3x, last at S. Florida (2/27/19)
FT attempts	2	4x, last at Temple (3/9/19)

## CAREER HIGHS

Points	11	WKU (11/18/18)
Rebounds	5	2x, last Grambling (12/8/18)
Assists	2	2x, last Stetson (12/16/18)
Steals	2	5x, last at Temple (3/9/19)
Blocks	1	2x, last S. Florida (2/13/19)
FG made	4	Saint Joe's (11/16/18)
FG attempts	9	2x, last Stetson (12/16/18)
3FG made	3	3x, last SMU (2/24/19)
3FG attempts	7	WKU (11/18/18)
FT made	2	3x, last at S. Florida (2/27/19)
FT attempts	2	4x, last at Temple (3/9/19)

## MISCELLANEOUS GAME STATS

Led team in scoring	--
Led team in rebounds	--
Led team in assists	--
Double Figure Points	2
Double Figure Rebounds	--
Double-Doubles	--
20-Point Games	--
30-Point Games	--
3+ Three Pointers	3
5+ Assists	--
3+ Steals	--
3+ Blocks	--

## GAME-BY-GAME

Opponent	Date	gs	min	Total		3-Pointers		Free throws		Rebounds			pf	a	t/o	blk	stl	pts	avg	
				fg	fga	fga	pct	ft	fta	off	def	tot								avg
RIDER	11/06/	2	0-1	.00	0-1	.00	0-0	.00	0	0	0	0	2	1	0	0	0	0	0	
FLA. ATLANTIC	11/11/	10	0-4	.00	0-3	.00	2-2	1.00	0	3	3	1.5	2	0	2	0	1	2	1.0	
vs Cal St. Fullerton	11/15/	11	0-2	.00	0-1	.00	0-0	.00	1	4	5	2.7	1	0	1	0	1	0	0.7	
vs Saint Joseph's	11/16/	20	4-6	.66	2-4	.50	0-0	.00	1	3	4	3.0	0	2	0	0	2	10	3.0	
vs Western Ky.	11/18/	18	3-9	.33	3-7	.42	2-2	1.00	1	2	3	3.0	1	1	1	0	1	11	4.6	
NORTHERN KY.	11/24/	14	1-4	.25	1-3	.33	0-1	.00	2	2	4	3.2	0	0	0	0	0	3	4.3	
ALABAMA	11/29/	5	1-2	.50	1-2	.50	0-0	.00	0	1	2	2.0	0	0	0	0	0	3	4.1	
at Mizzou	12/02/	2	0-0	.00	0-0	.00	0-0	.00	0	0	0	2.5	0	0	0	0	0	0	3.6	
GRAMBLING	12/08/	16	3-4	.75	2-2	1.00	0-0	.00	3	2	5	2.8	2	0	1	0	1	8	4.1	
GA. SOUTHERN	12/11/	9	1-3	.33	0-1	.00	0-0	.00	0	0	0	2.5	3	1	0	0	0	2	3.9	
STETSON	12/16/	23	3-9	.33	3-8	.37	0-0	.00	0	1	1	2.4	2	2	0	0	1	9	4.4	
ILLINOIS ST.	12/21/	13	1-1	1.00	0-0	.00	0-0	.00	1	0	1	2.3	1	0	0	0	2	2	4.2	
TEMPLE	01/02/	3	0-0	.00	0-0	.00	0-0	.00	0	0	0	2.1	1	0	1	0	0	0	3.8	
at UConn	01/05/	5	0-0	.00	0-0	.00	0-0	.00	0	0	0	1.9	0	1	0	0	0	0	3.6	
EAST CAROLINA	01/13/	11	0-2	.00	0-2	.00	0-0	.00	0	0	0	1.8	1	0	1	0	0	0	3.3	
at Wichita St.	01/16/	7	0-1	.00	0-1	.00	0-0	.00	0	0	0	1.7	0	0	0	0	0	0	3.1	
TULSA	01/19/	8	0-1	.00	0-1	.00	0-0	.00	0	0	0	1.6	0	0	1	1	0	0	2.9	
at Tulane	01/23/	17	1-4	.25	0-3	.00	0-0	.00	1	2	3	1.7	0	0	0	0	2	2	2.9	
at Memphis	01/27/	13	2-5	.40	2-5	.40	0-0	.00	0	1	1	1.6	1	1	0	0	1	6	3.1	
UCONN	01/31/	12	1-2	.50	1-1	1.00	0-0	.00	1	1	2	1.7	1	1	1	0	2	3	3.1	
HOUSTON	02/07/	17	2-5	.40	2-4	.50	0-0	.00	0	1	1	1.6	3	1	0	0	0	6	3.2	
at SMU	02/10/	6	0-0	.00	0-0	.00	0-0	.00	0	0	0	1.5	1	0	0	0	0	0	3.0	
SOUTH FLA.	02/13/	16	0-1	.00	0-1	.00	0-0	.00	0	0	0	1.5	1	1	0	1	0	0	2.9	
MEMPHIS	02/16/	4	0-2	.00	0-1	.00	0-0	.00	0	0	0	1.4	0	0	0	0	1	0	2.8	
at Cincinnati	02/21/	5	2-2	1.00	2-2	1.00	0-0	.00	0	0	0	1.4	0	0	0	0	0	6	2.9	
SMU	02/24/	20	3-7	.42	3-6	.50	0-0	.00	1	1	2	1.4	2	0	0	0	0	9	3.2	
at USF	02/27/	11	1-3	.33	0-2	.00	2-2	1.00	0	0	0	1.3	1	0	0	0	0	4	3.2	
at Houston	3/2/19	3	0-0	.00	0-0	.00	0-0	.00	0	0	0	1.3	1	0	0	0	0	0	3.1	
CINCINNATI	03/07/	14	0-2	.00	0-1	.00	0-0	.00	3	1	4	1.4	0	1	2	0	1	0	3.0	
at Temple	03/09/	14	1-4	.25	1-4	.25	1-2	.50	0	2	2	1.4	1	1	1	0	2	4	3.0	
Totals		0	329	30-86	.34	23-66	.34	7-9	.77	15	27	42	1.4	28	14	12	2	18	90	3.0

## CAREER STATISTICS

Year	GP	GS	Minutes		Totals			3-Point			Free Throws			Rebounds				Scoring							
			Min	Avg	FG	FGA	Pct	FG	FGA	Pct	FT	FTA	Pct	Off	Def	Tot	Avg	PF	FO	Ast	T/O	Blk	Stl	Pts	Avg
2018-19	30	0	329	11.0	30	86	.349	23	66	.348	7	9	.778	15	27	42	1.4	28	0	14	12	2	18	90	3.0
Totals	30	0	329	11.0	30	86	.349	23	66	.348	7	9	.778	15	27	42	1.4	28	0	14	12	2	18	90	3.0



# CHAD BROWN

6-9 | 245 | senior | forward  
deltona, fla. | deltona hs



## KNIGHT NOTES

### 2018-19

- Ranks ninth in The American with 1.0 blocked shots per game
  - Is seventh all-time at UCF with 94 career blocked shots
  - Has a career-high 158 rebounds, a career-high 12 assists and is shooting a career-best 51.9 percent from the field as a senior
  - SMU 2/24: Tied a career high with 13 points and set a new career high with 11 rebounds
  - Memphis 2/16: Blocked season-high four shots and grabbed eight rebounds
  - Memphis 1/27: Had a team-high nine rebounds and tied a season-high with three blocks
  - Tulsa 1/19: Scored seven points and tied a career-high with 10 rebounds
  - ECU 1/13: Tied season-highs with nine points and eight rebounds
  - Illinois St 12/21: Made first start of the season, scoring six points with four boards, two steals and two blocked shots
  - Stetson 12/16: Had nine points and six rebounds
  - Missouri 12/2: Led UCF with eight rebounds and had two blocked shots
  - Alabama 11/29: Scored eight points and led the Knights with eight rebounds
  - NKU 11/24: Totaled season highs of three blocks and seven rebounds
  - WKU 11/18: Had six points on 3-of-3 from the field with five rebounds
  - Fullerton 11/15: Scored eight points, with five boards and two blocks
- ### 2017-18
- Played in all 32 games, starting 15 times.
  - Averaged 5.2 points and was third on the team with 4.6 rebounds per game.
  - Led the Knights with 34 blocked shots, ranking eighth in the league with 1.1 blocks per game.
  - Was 11th in the league with 1.8 offensive rebounds per game during conference games.

### 2018-19 HIGHS

Points	13	SMU (2/24/19)
Rebounds	11	SMU (2/24/19)
Assists	2	2x, last Illinois St (12/21/18)
Steals	2	3x, last at UConn (1/5/19)
Blocks	4	Memphis (2/16/19)
FG made	4	2x, last SMU (2/24/19)
FG attempts	7	2x, last ECU (1/13/19)
3FG made	--	--
3FG attempts	1	Stetson (12/16/18)
FT made	5	SMU (2/24/19)
FT attempts	8	Alabama (11/29/18)

### CAREER HIGHS

Points	13	3x, last SMU (2/24/19)
Rebounds	11	SMU (2/24/19)
Assists	2	3x, last Illinois St (12/21/18)
Steals	3	vs. ECU (3/8/18)
Blocks	5	G-WU (11/15/17)
FG made	6	at USF (1/20/18)
FG attempts	8	2x, last at USF (1/20/18)
3FG made	-	--
3FG attempts	1	Stetson (12/16/18)
FT made	8	2x, last vs. St. John's (11/26/17)
FT attempts	13	vs. St. John's (11/26/17)

### MISCELLANEOUS GAME STATS

Led team in scoring	1
Led team in rebounds	17
Led team in assists	1
Double Figure Points	10
Double Figure Rebounds	5
Double-Doubles	3
20-Point Games	--
30-Point Games	--
3+ Three Pointers	--
5+ Assists	--
3+ Steals	1
3+ Blocks	10

### CAREER STATISTICS

Year	GP	GS	Minutes		Totals			3-Point			Free Throws			Rebounds					Scoring						
			Min	Avg	FG	FGA	Pct	FG	FGA	Pct	FT	FTA	Pct	Off	Def	Tot	Avg	PF	FO	Ast	T/O	Blk	Stl	Pts	Avg
2015-16	15	0	62	4.1	2	11	.182	0	0	.000	2	5	.400	10	5	15	1.0	14	1	0	1	3	0	6	0.4
2016-17	36	1	472	13.1	44	91	.484	0	0	.000	65	104	.625	52	75	127	3.5	75	2	6	31	26	8	153	4.3
2017-18	32	15	597	18.7	56	110	.509	0	0	.000	53	93	.570	57	90	147	4.6	72	1	5	26	34	16	165	5.2
2018-19	30	1	539	18.0	54	104	.519	0	1	.000	34	62	.548	45	113	158	5.3	49	1	12	18	31	10	142	4.7
<b>Total</b>	<b>113</b>	<b>17</b>	<b>1670</b>	<b>14.8</b>	<b>156</b>	<b>316</b>	<b>.494</b>	<b>0</b>	<b>1</b>	<b>.000</b>	<b>154</b>	<b>264</b>	<b>.583</b>	<b>164</b>	<b>283</b>	<b>447</b>	<b>4.0</b>	<b>210</b>	<b>5</b>	<b>23</b>	<b>76</b>	<b>94</b>	<b>34</b>	<b>466</b>	<b>4.1</b>

## GAME-BY-GAME

Opponent	Date	gs	min	Total		3-Pointers		Free throws		Rebounds					pf	a	t/o	blk	stl	pts	avg
				fg-fga	pct	3fg-fga	pct	ft-fa	pct	off	def	tot	avg								
RIDER	11/06/	14	1-1	1.00	0-0	.00	0-0	.00	0	2	2	2.0	5	0	0	2	0	2	2.0		
FLA. ATLANTIC	11/11/	19	1-2	.50	0-0	.00	1-2	.50	3	2	5	3.5	0	0	0	2	1	3	2.5		
vs Cal St. Fullerton	11/15/	20	3-5	.60	0-0	.00	2-2	1.00	2	3	5	4.0	2	2	0	2	0	8	4.3		
vs Saint Joseph's	11/16/	16	3-7	.42	0-0	.00	0-0	.00	2	2	4	4.0	1	1	0	0	0	6	4.8		
vs Western Ky.	11/18/	13	3-3	1.00	0-0	.00	0-0	.00	1	4	5	4.2	4	0	1	1	0	6	5.0		
NORTHERN KY.	11/24/	21	2-4	.50	0-0	.00	1-1	1.00	0	7	7	4.7	1	0	0	3	0	5	5.0		
ALABAMA	11/29/	27	3-4	.75	0-0	.00	2-8	.25	1	7	8	5.1	1	0	0	1	2	8	5.4		
at Mizzou	12/02/	24	1-3	.33	0-0	.00	0-0	.00	2	6	8	5.5	1	0	1	2	0	2	5.0		
GRAMBLING	12/08/	16	1-4	.25	0-0	.00	3-6	.50	1	3	4	5.3	2	1	1	1	0	5	5.0		
GA. SOUTHERN	12/11/	17	1-2	.50	0-0	.00	0-0	.00	1	4	5	5.3	0	1	1	0	0	2	4.7		
STETSON	12/16/	15	4-6	.66	0-1	.00	1-2	.50	2	4	6	5.4	1	1	1	1	0	9	5.1		
ILLINOIS ST.	12/21/	* 26	2-4	.50	0-0	.00	2-2	1.00	1	3	4	5.3	0	2	2	2	2	6	5.2		
TEMPLE	01/02/	13	1-5	.20	0-0	.00	1-1	1.00	0	2	2	5.0	1	0	0	0	0	3	5.0		
at UConn	01/05/	16	2-3	.66	0-0	.00	0-0	.00	0	3	3	4.9	2	0	0	1	2	4	4.9		
EAST CAROLINA	01/13/	25	3-7	.42	0-0	.00	3-6	.50	5	3	8	5.1	1	0	0	0	1	9	5.2		
at Wichita St.	01/16/	7	0-1	.00	0-0	.00	2-2	1.00	0	2	2	4.9	2	0	0	0	0	2	5.0		
TULSA	01/19/	24	3-3	1.00	0-0	.00	1-1	1.00	0	10	10	5.2	2	0	0	1	0	7	5.1		
at Tulane	01/23/	13	2-4	.50	0-0	.00	0-0	.00	1	1	2	5.0	2	0	0	0	0	4	5.1		
at Memphis	01/27/	17	1-4	.25	0-0	.00	1-2	.50	5	4	9	5.2	1	0	2	3	0	3	4.9		
UCONN	01/31/	22	3-4	.75	0-0	.00	1-4	.25	1	3	4	5.2	2	1	0	0	0	7	5.1		
HOUSTON	02/07/	22	2-3	.66	0-0	.00	1-2	.50	1	4	5	5.2	0	0	2	1	5	5.0			
at SMU	02/10/	13	1-4	.25	0-0	.00	2-2	1.00	0	3	3	5.0	1	0	1	0	0	4	5.0		
SOUTH FLA.	02/13/	21	1-3	.33	0-0	.00	3-6	.50	4	5	9	5.2	3	1	2	0	1	5	5.0		
MEMPHIS	02/16/	25	2-3	.66	0-0	.00	0-0	.00	2	6	8	5.3	3	1	0	4	0	4	5.0		
at Cincinnati	02/21/	12	1-2	.50	0-0	.00	0-1	.00	1	0	1	5.2	2	0	2	0	0	2	4.8		
SMU	02/24/	23	4-6	.66	0-0	.00	5-8	.62	2	9	11	5.4	0	1	1	0	0	13	5.2		
at USF	02/27/	19	1-1	1.00	0-0	.00	1-2	.50	1	6	7	5.4	2	0	1	0	0	3	5.1		
at Houston	3/2/19	9	1-1	1.00	0-0	.00	0-0	.00	2	2	4	5.4	2	0	0	0	0	2	5.0		
CINCINNATI	03/07/	19	1-1	1.00	0-0	.00	1-2	.50	3	3	6	5.4	1	0	1	3	0	3	4.9		
at Temple	03/09/	11	0-4	.00	0-0	.00	0-0	.00	1	0	1	5.3	2	0	0	0	0	0	4.7		
<b>Totals</b>			1	539	54-104	.51	0-1	.00	34-62	.54	45	113	158	5.3	49	12	18	31	10	142	4.7





# TACKO FALL

7-6 | 310 | senior | center  
dakar, senegal | liberty christian prep



## KNIGHT NOTES

### 2018-19

- Earned Third Team All-Conference honors by The American as a senior
- With 268 career blocks, he is the all-time leader at UCF in blocked shots
- Leads The American with a 75.1 field goal percentage and would lead the nation if he qualified due to NCAA minimum of 5.0 field goals made per game (Tacko makes 4.5 per game)
- His career field goal percentage mark of 74.0 percent will break the all-time UCF and NCAA Division I record
- Also leads The American and ranks 10th in the nation with 2.43 blocked shots per game
- Now has 853 career rebounds, which is third all-time in UCF history and second in AAC history
- Ranks fourth in the league with 7.2 rebounds per game
- Has had four or more blocks nine times this season
- Became the 20th member of UCF's 1,000-Point Club with 13 points vs. Houston on Feb. 7, now totaling 1,120 in his four seasons
- The Knights are 18-1 when Fall scores in double figures this season
- Named the American Athletic Conference Player of the Week once (Mar. 4) and earned AAC Weekly Honor Roll accolades once (Feb. 25)
- Named to Myrtle Beach Invitational All-Tournament Team
- Houston 3/2: Scored 13 points and had 10 rebounds for fifth double-double of the season
- SMU 2/24: Had a career game with 23 points and 20 rebounds, marking the first 20-20 game in UCF's Division I era and matching the UCF D1 era record for rebounds in a game
- South Florida 2/13: Set a UCF record with 21 free throw attempts, scoring a season-high 21 points and grabbing nine rebounds
- Temple 1/2: Second straight double-double and third of the year with 16 points and 11 boards
- NKU 11/24: Had 20 points to go with nine rebounds
- Fullerton 11/15: Scored 12 points and had 10 rebounds for first double-double of the season
- Named Preseason Second Team All-Conference by The American
- Also named to the Kareem Abdul-Jabbar Award Preseason Watch List

### 2017-18

- Shot .767 from the field (79-103), setting a new UCF single-season record.
- Played in 16 games, starting 15 and missing 16 contests due to injury.

### 2018-19 HIGHS

Points	23	SMU (2/24/19)
Rebounds	20	SMU (2/24/19)
Assists	2	3x, last Temple (1/2/19)
Steals	1	8x, last at #6 Houston (3/2/19)
Blocks	6	at Missouri (12/2/18)
FG made	11	SMU (2/24/19)
FG attempts	14	SMU (2/24/19)
3FG made	--	--
3FG attempts	--	--
FT made	9	South Florida (2/13/19)
FT attempts	21	South Florida (2/13/19)

### CAREER HIGHS

Points	31	Miami (OH) (12/18/16)
Rebounds	20	SMU (2/24/19)
Assists	3	Md. ES (12/10/16)
Steals	2	Penn (12/12/16)
Blocks	6	3x, last at Missouri (12/2/18)
FG made	13	vs. Miss State (11/17/16)
FG attempts	17	vs. Miss State (11/17/16)
3FG made	--	--
3FG attempts	1	ECU (1/3/17)
FT made	9	2x, last S. Florida (2/13/19)
FT attempts	21	South Florida (2/13/19)

### MISCELLANEOUS GAME STATS

Led team in scoring	21
Led team in rebounds	51
Led team in assists	--
Double Figure Points	56
Double Figure Rebounds	30
Double-Doubles	23
20-Point Games	8
30-Point Games	1
3+ Three Pointers	--
5+ Assists	--
3+ Steals	--
3+ Blocks	46

### CAREER STATISTICS

Year	GP	GS	Minutes		Totals			3-Point			Free Throws			Rebounds					Scoring						
			Min	Avg	FG	FGA	Pct	FG	FGA	Pct	FT	FTA	Pct	Off	Def	Tot	Avg	PF	FO	Ast	T/O	Blk	Stl	Pts	Avg
2015-16	30	26	529	17.6	96	128	.750	0	0	.000	29	52	.558	54	122	176	5.9	75	1	10	49	70	3	221	7.4
2016-17	36	36	947	26.3	168	235	.715	0	1	.000	55	119	.462	129	214	343	9.5	90	2	20	90	94	9	391	10.9
2017-18	16	15	351	21.9	79	103	.767	0	0	.000	23	50	.460	40	77	117	7.3	41	2	5	42	31	5	181	11.3
<b>2018-19</b>	<b>30</b>	<b>30</b>	<b>741</b>	<b>24.7</b>	<b>136</b>	<b>181</b>	<b>.751</b>	<b>0</b>	<b>0</b>	<b>.000</b>	<b>55</b>	<b>152</b>	<b>.362</b>	<b>73</b>	<b>144</b>	<b>217</b>	<b>7.2</b>	<b>83</b>	<b>1</b>	<b>15</b>	<b>56</b>	<b>73</b>	<b>8</b>	<b>327</b>	<b>10.9</b>
<b>Total</b>	<b>112</b>	<b>107</b>	<b>2568</b>	<b>22.9</b>	<b>479</b>	<b>647</b>	<b>.740</b>	<b>0</b>	<b>1</b>	<b>.000</b>	<b>162</b>	<b>373</b>	<b>.434</b>	<b>296</b>	<b>557</b>	<b>853</b>	<b>7.6</b>	<b>289</b>	<b>6</b>	<b>50</b>	<b>237</b>	<b>268</b>	<b>25</b>	<b>1120</b>	<b>10.0</b>

## GAME-BY-GAME

Opponent	Date	gs	min	Total		3-Pointers		Free throws		Rebounds					Points						
				fg-fga	pct	3fg-fga	pct	ft-fra	pct	off	def	tot	avg	pf	a	t/o	blk	stl	pts	avg	
RIDER	11/06/	*	17	2-2	1.00	0-0	.00	0-2	.00	0	6	6	6.0	4	0	1	5	0	4	4.0	
FLA. ATLANTIC	11/11/	*	23	4-4	1.00	0-0	.00	1-4	.25	1	6	7	6.5	3	1	3	0	0	9	6.5	
vs Cal St. Fullerton	11/15/	*	20	5-7	.71	0-0	.00	2-4	.50	2	8	10	7.7	4	2	1	3	0	12	8.3	
vs Saint Joseph's	11/16/	*	21	6-8	.75	0-0	.00	0-0	.00	3	6	9	8.0	1	1	3	4	1	12	9.3	
vs Western Ky.	11/18/	*	25	6-8	.75	0-0	.00	1-9	.11	2	4	6	7.6	3	2	2	2	0	13	10.0	
NORTHERN KY.	11/24/	*	23	7-8	.87	0-0	.00	6-15	.40	3	6	9	7.8	3	0	1	1	0	20	11.7	
ALABAMA	11/29/	*	19	5-8	.62	0-0	.00	0-3	.00	2	0	2	7.0	4	0	2	4	0	10	11.4	
at Mizzou	12/02/	*	37	3-3	1.00	0-0	.00	0-3	.00	2	2	4	6.6	2	0	3	6	0	6	10.8	
GRAMBLING	12/08/	*	24	3-5	.60	0-0	.00	1-6	.16	0	8	8	6.8	2	0	2	5	0	7	10.3	
GA. SOUTHERN	12/11/	*	27	6-7	.85	0-0	.00	2-3	.66	3	1	4	6.5	3	0	2	4	0	14	10.7	
STETSON	12/16/	*	23	4-5	.80	0-0	.00	2-6	.33	2	4	6	6.5	1	0	0	5	0	10	10.6	
ILLINOIS ST.	12/21/	*	27	5-5	1.00	0-0	.00	1-4	.25	5	7	12	6.9	2	0	1	1	1	11	10.7	
TEMPLE	01/02/	*	31	7-9	.77	0-0	.00	2-6	.33	6	5	11	7.2	3	2	1	3	0	16	11.1	
at UConn	01/05/	*	28	1-1	1.00	0-0	.00	1-3	.33	0	5	5	7.1	4	1	4	2	1	3	10.5	
EAST CAROLINA	01/13/	*	30	4-5	.80	0-0	.00	2-10	.20	4	3	7	7.1	2	0	1	2	0	10	10.5	
at Wichita St.	01/16/	*	32	2-4	.50	0-0	.00	2-4	.50	2	5	7	7.1	0	0	0	2	1	6	10.2	
TULSA	01/19/	*	16	5-8	.62	0-0	.00	2-6	.33	4	2	6	7.0	5	0	1	0	0	12	10.3	
at Tulane	01/23/	*	20	2-6	.33	0-0	.00	0-2	.00	3	7	10	7.2	4	0	4	3	1	4	9.9	
at Memphis	01/27/	*	19	3-4	.75	0-0	.00	1-4	.25	2	4	6	7.1	3	1	3	2	0	7	9.8	
UCONN	01/31/	*	25	4-4	1.00	0-0	.00	1-2	.50	1	6	7	7.1	2	0	1	2	0	9	9.8	
HOUSTON	02/07/	*	19	5-6	.83	0-0	.00	3-7	.42	2	4	6	7.0	3	0	2	0	0	13	9.9	
at SMU	02/10/	*	26	4-5	.80	0-0	.00	2-2	1.00	0	3	3	6.9	1	0	2	2	1	10	9.9	
SOUTH FLA.	02/13/	*	26	6-9	.66	0-0	.00	9-21	.42	2	7	9	7.0	3	1	1	5	0	21	10.4	
MEMPHIS	02/16/	*	20	5-6	.83	0-0	.00	5-7	.71	3	4	7	7.0	4	0	2	0	1	15	10.6	
at Cincinnati	02/21/	*	34	3-3	1.00	0-0	.00	1-3	.33	1	3	4	6.8	3	1	3	5	0	7	10.4	
SMU	02/24/	*	26	11-14	.78	0-0	.00	1-3	.33	6	14	20	7.3	0	1	2	2	0	23	10.9	
at USF	02/27/	*	28	6-10	.60	0-0	.00	6-8	.75	3	2	5	7.3	4	1	3	0	0	18	11.2	
at Houston	3/2/19	*	32	6-9	.66	0-0	.00	1-5	.20	3	7	10	7.4	3	0	1	0	1	13	11.3	
CINCINNATI	03/07/	*	24	5-6	.83	0-0	.00	0-0	.00	5	1	6	7.3	3	1	1	3	0	10	11.2	
at Temple	03/09/	*	19	1-2	.50	0-0	.00	0-0	.00	1	4	5	7.2	4	0	3	0	0	2	10.9	
<b>Totals</b>			<b>30</b>	<b>741</b>	<b>136-181</b>	<b>.75</b>	<b>0-0</b>	<b>.00</b>	<b>55-152</b>	<b>.36</b>	<b>73</b>	<b>144</b>	<b>217</b>	<b>7.2</b>	<b>83</b>	<b>15</b>	<b>56</b>	<b>73</b>	<b>8</b>	<b>327</b>	<b>10.9</b>



# COLLIN SMITH

6-11 | 245 | r-sophomore | forward  
jacksonville, fla. | the bolles school



#35

## KNIGHT NOTES

### 2018-19

- After transferring from GW, has increased his outputs as a sophomore in scoring (5.3-to-8.3), rebounding (4.4-to-5.3), assists (16-to-48) and free throw percentage (53.2-to-63.3)
- After starting the year 13-of-30, has shot 49-of-68 (72.1%) from the free throw line since Dec. 2
- Houston 3/2: Had career day, scoring 21 points, while adding seven boards and three assists
- SMU 2/24: Had nine points and 10 rebounds
- SMU 2/10: Scored a season-high 18 points, dished out a career-high five assists and grabbed 10 boards for his third double-double of the season
- UConn 1/31: Had 11 points, three rebounds and two assists
- Tulane 1/23: Totaled 11 points with four boards, one block and a steal
- Tulsa 1/19: Scored 13 points and went 7-of-8 from the free throw line with three assists
- ECU 1/13: Finished with 12 points and tied for the team-lead with eight rebounds
- Temple 1/2: Scored 12 points with four rebounds and two steals in conference opener
- Ga. Southern 12/11: Had second double-double of the season with 11 points and 10 boards
- NKU 11/24: Had seven points and tied for the team lead with nine rebounds
- Rider 11/6: Recorded second career double-double with 14 points and a career high 13 rebounds

### 2017-18

- Sat out due to NCAA transfer rules

### 2016-17 at GW

- Started 17 of 34 games as a freshman at George Washington
- Ranked third on the team in rebounds with 4.4 per game
- Was second on the team in blocked shots with 29
- Scored in double figures in six games
- Recorded first career double-double with 12 points and a career-high 11 rebounds against Saint Joseph's (12/30)
- Scored career-high of 22 points on 8-of-13 shooting against South Florida (12/3)
- Also hit the game-winning three-pointer with 3.5 seconds left against the Bulls

### 2018-19 HIGHS

Points	21	at #6 Houston (3/2/19)
Rebounds	13	Rider (11/6/18)
Assists	5	at SMU (2/10/19)
Steals	3	at Memphis (1/27/19)
Blocks	1	7x, last at S. Florida (2/27/19)
FG made	8	at #6 Houston (3/2/19)
FG attempts	15	at #6 Houston (3/2/19)
3FG made	2	2x, last ECU (1/13/19)
3FG attempts	4	Ga. Southern (12/11/18)
FT made	7	Tulsa (1/19/19)
FT attempts	15	Rider (11/6/18)

### CAREER HIGHS

Points	22	USF (12/3/16)
Rebounds	13	Rider (11/6/18)
Assists	5	at SMU (2/10/19)
Steals	4	USF (12/3/16)
Blocks	4	Penn State (11/26/16)
FG made	8	2x, last at #6 Houston (3/2/19)
FG attempts	15	at #6 Houston (3/2/19)
3FG made	2	4x, last ECU (1/13/19)
3FG attempts	4	Ga. Southern (12/11/18)
FT made	7	Tulsa (1/19/19)
FT attempts	15	Rider (11/6/18)

### MISCELLANEOUS GAME STATS

Led team in scoring	2
Led team in rebounds	11
Led team in assists	--
Double Figure Points	18
Double Figure Rebounds	6
Double-Doubles	4
20-Point Games	2
30-Point Games	--
3+ Three Pointers	--
5+ Assists	1
3+ Steals	2
3+ Blocks	4

## GAME-BY-GAME

Opponent	Date	qs	min	Total			3-Pointers		Free throws		Rebounds					pf	a	t/o	blk	stl	pts	avg
				fg	fga	pct	3fg	3fga	pct	ft	fta	pct	off	def	tot							
RIDER	11/06/	*	30	4-10	.40	0-1	.00	6-15	.40	6	7	13	13.0	3	3	1	1	0	14	14.0		
FLA. ATLANTIC	11/11/	*	21	2-5	.40	0-1	.00	0-2	.00	1	1	2	7.5	5	3	3	0	0	4	9.0		
vs Cal St. Fullerton	11/15/	*	27	4-11	.36	0-2	.00	4-7	.57	2	3	5	6.7	4	1	4	0	0	12	10.0		
vs Saint Joseph's	11/16/	*	15	1-3	.33	0-0	.00	0-0	.00	1	2	3	5.8	2	1	2	0	1	2	8.0		
vs Western Ky.	11/18/	*	17	1-3	.33	0-0	.00	0-0	.00	2	6	8	6.2	4	0	2	0	0	2	6.8		
NORTHERN KY.	11/24/	*	23	2-6	.33	1-1	1.00	2-4	.50	2	7	9	6.7	3	2	2	0	0	7	6.8		
ALABAMA	11/29/	*	19	0-2	.00	0-1	.00	1-2	.50	0	6	6	6.6	2	1	1	0	0	1	6.0		
at Mizzeu	12/02/	*	28	4-7	.57	0-1	.00	3-3	1.00	1	3	4	6.3	3	0	1	0	1	11	6.6		
GRAMBLING	12/08/	*	23	1-3	.33	0-0	.00	2-2	1.00	0	4	4	6.0	3	3	1	0	0	4	6.3		
GA. SOUTHERN	12/11/	*	19	4-8	.50	2-4	.50	1-3	.33	2	8	10	6.4	4	3	1	1	0	11	6.8		
STETSON	12/16/	*	19	2-3	.66	0-0	.00	4-4	1.00	0	3	3	6.1	3	3	2	0	0	8	6.9		
ILLINOIS ST.	12/21/	*	23	5-10	.50	0-1	.00	2-3	.66	2	2	4	5.9	3	0	3	1	1	12	7.3		
TEMPLE	01/02/	*	24	5-8	.62	0-1	.00	2-2	1.00	0	4	4	5.8	3	1	1	0	2	12	7.7		
at UConn	01/05/	*	18	1-2	.50	0-1	.00	1-1	1.00	0	2	2	5.5	2	1	2	0	1	3	7.4		
EAST CAROLINA	01/13/	*	21	5-7	.71	2-3	.66	0-0	.00	1	7	8	5.7	5	1	2	0	1	12	7.7		
at Wichita St.	01/16/	*	20	3-8	.37	1-3	.33	0-0	.00	2	3	5	5.6	4	2	1	1	0	7	7.6		
TULSA	01/19/	*	26	3-9	.33	0-2	.00	7-8	.87	1	3	4	5.5	1	3	3	0	1	13	7.9		
at Tulane	01/23/	*	27	4-9	.44	0-2	.00	3-6	.50	1	3	4	5.4	3	0	0	1	1	11	8.1		
at Memphis	01/27/	*	25	4-8	.50	0-1	.00	0-0	.00	2	1	3	5.3	3	2	2	0	3	8	8.1		
UCONN	01/31/	*	22	3-5	.60	0-0	.00	5-8	.62	0	3	3	5.2	5	2	2	0	1	11	8.3		
HOUSTON	02/07/	*	11	0-1	.00	0-0	.00	0-0	.00	1	0	1	5.0	3	0	3	0	0	7	7.9		
at SMU	02/10/	*	30	7-11	.63	0-1	.00	4-4	1.00	3	7	10	5.2	3	5	1	0	1	18	8.3		
SOUTH FLA.	02/13/	*	23	3-5	.60	0-0	.00	3-3	1.00	2	3	5	5.2	5	1	3	1	1	9	8.3		
MEMPHIS	02/16/	*	11	2-6	.33	0-1	.00	0-1	.00	1	1	2	5.1	3	0	0	0	0	4	8.2		
at Cincinnati	02/21/	*	29	2-4	.50	0-0	.00	1-1	1.00	2	3	5	5.1	2	0	3	0	0	5	8.0		
SMU	02/24/	*	28	3-8	.37	0-0	.00	3-5	.60	2	8	10	5.3	2	3	0	0	0	9	8.1		
at USF	02/27/	*	19	1-1	1.00	0-0	.00	1-4	.25	0	4	4	5.2	5	1	2	1	1	3	7.9		
at Houston	3/2/19	*	32	8-15	.53	1-2	.50	4-5	.80	2	5	7	5.3	2	3	1	0	0	21	8.4		
CINCINNATI	03/07/	*	22	2-8	.25	0-0	.00	2-4	.50	2	5	7	5.3	4	1	5	1	0	6	8.3		
at Temple	03/09/	*	25	3-6	.50	1-2	.50	1-1	1.00	2	3	5	5.3	3	2	4	0	1	8	8.3		
Totals			29	677	89-192	.46	8-31	.25	62-98	.63	43	117	160	5.3	97	48	58	8	17	248	8.3	

## CAREER STATISTICS

Year	GP	GS	Minutes			Totals			3-Point			Free Throws			Rebounds					Scoring					
			Min	Avg	FG	FGA	Pct	FG	FGA	Pct	FT	FTA	Pct	Off	Def	Tot	Avg	PF	FO	Ast	T/O	Blk	Stl	Pts	Avg
2016-17	35	17	595	17.0	71	152	.467	10	26	.385	33	62	.532	44	111	155	4.4	95	1	16	43	29	16	185	5.3
2018-19	30	29	677	22.6	89	192	.464	8	31	.258	62	98	.633	43	117	160	5.3	97	5	48	58	8	17	248	8.3
<b>Total</b>	<b>65</b>	<b>46</b>	<b>1272</b>	<b>19.6</b>	<b>160</b>	<b>344</b>	<b>.465</b>	<b>18</b>	<b>57</b>	<b>.316</b>	<b>95</b>	<b>160</b>	<b>.594</b>	<b>87</b>	<b>228</b>	<b>315</b>	<b>4.8</b>	<b>192</b>	<b>6</b>	<b>64</b>	<b>101</b>	<b>37</b>	<b>33</b>	<b>433</b>	<b>6.7</b>



**OVERALL STATISTICS**

**Orlando's Hometown Team Statistics  
UCF Combined Team Statistics (as of Mar 09, 2019)  
All games**

RECORD:	OVERALL	HOME	AWAY	NEUTRAL
ALL GAMES	23-7	15-2	5-5	3-0
CONFERENCE	13-5	8-1	5-4	0-0
NON-CONFERENCE	10-2	7-1	0-1	3-0

##	Player	gp-gs	min	avg	Total		3-Point		F-Throw		Rebounds				pf	dq	a	to	blk	stl	pts	avg
					fg-fga	fg%	3fg-fga	3fg%	ft-fa	ft%	off	def	tot	avg								
01	Taylor,B.J.	30-30	102	34.1	129-330	.39	57-153	.37	172-220	.78	11	55	66	2.2	42	0	99	49	0	25	487	16.2
15	Dawkins,Aubrey	30-30	990	33.0	162-351	.46	66-166	.39	73-89	.82	29	124	153	5.1	71	2	38	45	10	29	463	15.4
24	Fall,Tacko	30-30	741	24.7	136-181	.75	0-0	.00	55-152	.36	73	144	217	7.2	83	1	15	56	73	8	327	10.9
35	Smith,Collin	30-29	677	22.6	89-192	.46	8-31	.25	62-98	.63	43	117	160	5.3	97	5	48	58	8	17	248	8.3
02	Allen,Terrell	30-30	913	30.4	71-160	.44	24-59	.40	42-58	.72	7	89	96	3.2	72	0	130	49	0	41	208	6.9
21	Brown,Chad	30-1	539	18.0	54-104	.51	0-1	.00	34-62	.54	45	113	158	5.3	49	1	12	18	31	10	142	4.7
10	Griffin,Dayon	25-0	418	16.7	37-106	.34	20-75	.26	16-25	.64	9	41	50	2.0	32	0	25	19	6	16	110	4.4
04	DeJesus,Ceasar	26-0	305	11.7	33-69	.47	5-17	.29	20-27	.74	5	20	25	1.0	19	0	19	23	3	7	91	3.5
20	Bertz,Frank	30-0	329	11.0	30-86	.34	23-66	.34	7-9	.77	15	27	42	1.4	28	0	14	12	2	18	90	3.0
12	Grant,Xavier	6-0	13	2.2	2-3	.66	1-2	.50	2-2	1.000	0	2	2	0.3	0	0	0	2	0	0	7	1.2
22	McSpadden,Chanc	7-0	49	7.0	2-7	.28	1-4	.25	1-6	.16	3	10	13	1.9	5	0	3	3	0	1	6	0.9
25	Anders,Ryan	6-0	13	2.2	1-7	.14	0-2	.00	0-0	.00	1	2	3	0.5	1	0	1	0	0	0	2	0.3
13	Renaud,Levy	6-0	13	2.2	0-3	.00	0-0	.00	0-0	.00	0	0	0	0.0	4	0	0	1	0	0	0	0.0
Team											55	69	124				15					
Total.....		30	6024		746-159	.462	205-576	.354	84-748	.64	296	813	110	37.0	503	9	404	350	133	172	218	72.7
Opponents.....		30	6021		689-175	.392	209-666	.313	27-507	.64	336	695	103	34.4	646	-	372	367	84	165	191	63.8

TEAM STATISTICS	UCF	OPP	Date	Opponent	Score	Att.
SCORING	2181	1914	11/06/18	RIDER	w 84-70	4870
Points per game	72.7	63.8	11/11/18	FLA. ATLANTIC	L 79-80	4304
Scoring margin	+8.9	-	11/15/18	vs Cal St. Fullerton	w 68-52	1317
FIELD GOALS-ATT	746-1599	689-1753	11/16/18	vs Saint Joseph's	w 77-57	1050
Field goal pct	.467	.393	11/18/18	vs Western Ky.	w 78-62	3018
3 POINT FG-ATT	205-576	209-666	11/24/18	NORTHERN KY.	w 66-53	3374
3-point FG pct	.356	.314	11/29/18	ALABAMA	w 70-64	4449
3-pt FG made per gam	6.8	7.0	12/02/18	at Mizzou	Lot 62-64	10067
FREE THROWS-ATT	484-748	327-507	12/08/18	GRAMBLING	w 70-45	3798
Free throw pct	.647	.645	12/11/18	GA. SOUTHERN	w 95-88	3632
F-Throws made per ga	16.1	10.9	12/16/18	STETSON	w 90-65	3660
REBOUNDS	1109	1031	12/21/18	ILLINOIS ST.	w 77-56	3885
Rebounds per game	37.0	34.4	* 01/02/19	TEMPLE	w 78-73	3884
Rebounding margin	+2.6	-	* 01/05/19	at UConn	w 65-53	10541
ASSISTS	404	372	* 01/13/19	EAST CAROLINA	w 76-65	4692
Assists per game	13.5	12.4	* 01/16/19	at Wichita St.	L 67-75	0
TURNOVERS	350	367	* 01/19/19	TULSA	w 64-62	4155
Turnovers per game	11.7	12.2	* 01/23/19	at Tulane	w 75-50	1308
Turnover margin	+0.6	-	* 01/27/19	at Memphis	L 57-77	17046
Assist/turnover ratio	1.2	1.0	* 01/31/19	UCONN	w 73-67	5016
STEALS	172	165	* 02/07/19	HOUSTON	L 68-77	6292
Steals per game	5.7	5.5	* 02/10/19	at SMU	w 71-65	5989
BLOCKS	133	84	* 02/13/19	SOUTH FLA.	w 78-65	4719
Blocks per game	4.4	2.8	* 02/16/19	MEMPHIS	w 79-72	5458
ATTENDANCE	80307	86934	* 02/21/19	at Cincinnati	L 55-60	12377
Home games-Avg/Gam	17-4724	10-8155	* 02/24/19	SMU	w 95-48	4978
Neutral site-Avg/Game	-	3-1795	* 02/27/19	at USF	w 75-63	7231
Score by Periods	1st 2nd OT Totals		* 3/2/19	at Houston	w 69-64	7039
UCF	10141162	5 2181	* 03/07/19	CINCINNATI	w 58-55	9141
Opponents	8451062	7 1914	* 03/09/19	at Temple	L 62-67	9951

\* = Conference game



**CONFERENCE STATISTICS**

**Orlando's Hometown Team Statistics  
UCF Combined Team Statistics (as of Mar 09, 2019)  
Conference games**

<b>RECORD:</b>	<b>OVERALL</b>	<b>HOME</b>	<b>AWAY</b>	<b>NEUTRAL</b>
ALL GAMES	13-5	8-1	5-4	0-0
CONFERENCE	13-5	8-1	5-4	0-0
NON-CONFERENCE	0-0	0-0	0-0	0-0

#	Player	gp-gs	min	avg	Total			3-Point		F-Throw		Rebounds				pf	dq	a	to	blk	stl	pts	avg		
					fg-fga	fg%	3fg-fga	3fg%	ft-fa	ft%	off	def	tot	avg											
01	Taylor,B.J.	18-18	620	34.4	73-193	.37	33-92	.35	98-129	.76	5	31	36	2.0	26	0	66	32	0	14	277	15.4			
15	Dawkins,Aubrey	18-18	591	32.8	99-211	.46	41-97	.42	37-47	.78	16	65	81	4.5	44	2	23	24	5	16	276	15.3			
24	Fall,Tacko	18-18	455	25.3	80-111	.72	0-0	.00	39-93	.41	48	86	134	7.4	51	1	9	35	33	6	199	11.1			
35	Smith,Collin	18-18	413	22.9	59-121	.48	5-19	.26	37-53	.69	24	65	89	4.9	58	4	28	35	5	14	160	8.9			
02	Allen,Terrell	18-18	541	30.1	35-87	.40	10-32	.31	27-34	.79	4	52	56	3.1	44	0	74	35	0	28	107	5.9			
10	Griffin,Dayon	18-0	330	18.3	29-82	.35	16-58	.27	15-23	.65	8	35	43	2.4	28	0	18	17	5	14	89	4.9			
21	Brown,Chad	18-0	311	17.3	29-59	.49	0-0	.00	22-39	.56	29	66	95	5.3	31	0	4	10	14	5	80	4.4			
20	Bertz,Frank	18-0	186	10.3	13-41	.31	11-34	.32	3-4	.75	6	9	15	0.8	14	0	7	7	2	9	40	2.2			
04	DeJesus,Ceasar	15-0	133	8.9	12-27	.44	1-5	.20	6-11	.54	1	6	7	0.5	9	0	4	14	2	3	31	2.1			
12	Grant,Xavier	3-0	7	2.3	1-2	.50	0-1	.00	2-2	1.000	0	1	1	0.3	0	0	0	2	0	0	4	1.3			
25	Anders,Ryan	3-0	7	2.3	1-5	.20	0-1	.00	0-0	.00	1	1	2	0.7	1	0	1	0	0	0	2	0.7			
13	Renaud,Levy	3-0	6	2.0	0-1	.00	0-0	.00	0-0	.00	0	0	0	0.0	2	0	0	0	0	0	0	0.0			
Team											27	37	64												8
Total.....		18	3600	431-940		.45117	339	.34286	435	.65	169	454	623	34.6	308	7	234	219	66	109	126	70.3			
Opponents.....		18	3600	409-101		.40123	391	.31217	312	.69	190	415	605	33.6	372	-	222	224	55	105	115	64.3			

TEAM STATISTICS	UCF	OPP	Date	Opponent	Score	Att.
SCORING	1265	1158	* 01/02/19	TEMPLE	w 78-73	3884
Points per game	70.3	64.3	* 01/05/19	at UConn	w 65-53	10541
Scoring margin	+5.9	-	* 01/13/19	EAST CAROLINA	w 76-65	4692
FIELD GOALS-ATT	431-940	409-1016	* 01/16/19	at Wichita St.	L 67-75	0
Field goal pct	.459	.403	* 01/19/19	TULSA	w 64-62	4155
3 POINT FG-ATT	117-339	123-391	* 01/23/19	at Tulane	w 75-50	1308
3-point FG pct	.345	.315	* 01/27/19	at Memphis	L 57-77	17046
3-pt FG made per gam	6.5	6.8	* 01/31/19	UCONN	w 73-67	5016
FREE THROWS-ATT	286-435	217-312	* 02/07/19	HOUSTON	L 68-77	6292
Free throw pct	.657	.696	* 02/10/19	at SMU	w 71-65	5989
F-Throws made per ga	15.9	12.1	* 02/13/19	SOUTH FLA.	w 78-65	4719
REBOUNDS	623	605	* 02/16/19	MEMPHIS	w 79-72	5458
Rebounds per game	34.6	33.6	* 02/21/19	at Cincinnati	L 55-60	12377
Rebounding margin	+1.0	-	* 02/24/19	SMU	w 95-48	4978
ASSISTS	234	222	* 02/27/19	at USF	w 75-63	7231
Assists per game	13.0	12.3	* 3/2/19	at Houston	w 69-64	7039
TURNOVERS	219	224	* 03/07/19	CINCINNATI	w 58-55	9141
Turnovers per game	12.2	12.4	* 03/09/19	at Temple	L 62-67	9951
Turnover margin	+0.3	-				
Assist/turnover ratio	1.1	1.0	* = Conference game			
STEALS	109	105				
Steals per game	6.1	5.8				
BLOCKS	66	55				
Blocks per game	3.7	3.1				
ATTENDANCE	48335	71482				
Home games-Avg/Gam	9-5371	9-7942				
Neutral site-Avg/Game	-	0-0				

Score by Periods	1st	2nd	Totals
UCF	585	680	1265
Opponents	520	638	1158





**GAME-BY-GAME STATISTICS**

**Orlando's Hometown Team Statistics  
UCF Team Game-by-Game (as of Mar 09, 2019)  
All games**

TEAM STATISTICS

Opponent	Date	Score	W/L	Total		3-Pointers		Free throws		Rebounds				pf	a	t/o	blk	stl	pts	avg
				fg-fga	pct	3fg-fga	pct	ft-fta	pct	off	def	tot	avg							
RIDER	11/06/	84-70	W	27-59	.45	5-22	.22	25-45	.55	12	35	47	47.0	22	14	11	10	5	84	84.0
FLA. ATLANTIC	11/11/	79-80	L	28-56	.50	6-20	.30	17-26	.65	12	26	38	42.5	19	14	13	2	5	79	81.5
vs Cal St. Fullerton	11/15/	68-52	W	26-60	.43	4-15	.26	12-19	.63	13	32	45	43.3	17	12	11	5	7	68	77.0
vs Saint Joseph's	11/16/	77-57	W	32-58	.55	10-21	.47	3-4	.75	11	29	40	42.5	13	14	13	4	8	77	77.0
vs Western Ky.	11/18/	78-62	W	28-55	.50	10-20	.50	12-24	.50	11	25	36	41.2	17	20	11	3	7	78	77.2
NORTHERN KY.	11/24/	66-53	W	22-50	.44	5-14	.35	17-36	.47	10	41	51	42.8	17	14	9	5	1	66	75.3
ALABAMA	11/29/	70-64	W	21-45	.46	5-15	.33	23-36	.63	4	25	29	40.9	14	12	9	6	5	70	74.6
at Mizzou	12/02/	62-64	Lot	19-40	.47	6-20	.30	18-23	.78	7	25	32	39.8	18	9	15	8	5	62	73.0
GRAMBLING	12/08/	70-45	W	20-49	.40	8-17	.47	22-31	.71	13	34	47	40.6	15	11	14	7	6	70	72.7
GA. SOUTHERN	12/11/	95-88	W	33-66	.50	12-27	.44	17-23	.73	12	27	39	40.4	14	18	11	5	1	95	74.9
STETSON	12/16/	90-65	W	29-62	.46	10-28	.35	22-31	.71	11	36	47	41.0	15	18	6	7	4	90	76.3
ILLINOIS ST.	12/21/	77-56	W	30-59	.50	7-18	.38	10-15	.66	11	24	35	40.5	14	14	8	5	9	77	76.3
TEMPLE	01/02/	78-73	W	29-48	.60	4-11	.36	16-28	.57	8	23	31	39.8	15	17	14	3	4	78	76.5
at UConn	01/05/	65-53	W	20-35	.57	5-11	.45	20-29	.69	0	23	23	38.6	12	11	16	3	12	65	75.6
EAST CAROLINA	01/13/	76-65	W	24-58	.41	6-25	.24	22-41	.53	16	29	45	39.0	19	13	11	3	11	76	75.7
at Wichita St.	01/16/	67-75	L	22-52	.42	9-20	.45	14-20	.70	6	16	22	37.9	19	10	8	3	5	67	75.1
TULSA	01/19/	64-62	W	19-51	.37	4-20	.20	22-31	.71	9	28	37	37.9	21	13	12	2	5	64	74.5
at Tulane	01/23/	75-50	W	31-71	.43	8-28	.28	5-10	.50	15	27	42	38.1	17	9	11	4	12	75	74.5
at Memphis	01/27/	57-77	L	22-58	.37	6-26	.23	7-14	.50	12	16	28	37.6	17	12	15	7	9	57	73.6
UCONN	01/31/	73-67	W	22-45	.48	4-11	.36	25-36	.69	8	22	30	37.2	15	11	12	3	7	73	73.6
HOUSTON	02/07/	68-77	L	23-54	.42	8-24	.33	14-27	.51	8	26	34	37.0	23	12	11	5	4	68	73.3
at SMU	02/10/	71-65	W	26-50	.52	7-16	.43	12-13	.92	5	27	32	36.8	12	16	13	4	5	71	73.2
SOUTH FLA.	02/13/	78-65	W	24-44	.54	5-11	.45	25-44	.56	11	26	37	36.8	22	16	10	7	5	78	73.4
MEMPHIS	02/16/	79-72	W	24-58	.41	6-19	.31	25-30	.83	9	29	38	36.9	20	14	10	5	7	79	73.6
at Cincinnati	02/21/	55-60	L	21-45	.46	9-20	.45	4-7	.57	7	17	24	36.4	11	11	17	5	4	55	72.9
SMU	02/24/	95-48	W	34-69	.49	11-26	.42	16-25	.64	14	44	58	37.2	16	17	6	2	2	95	73.7
at USF	02/27/	75-63	W	25-45	.55	5-12	.41	20-29	.69	8	21	29	36.9	20	19	12	3	6	75	73.8
at Houston	3/2/19	69-64	W	23-49	.46	5-16	.31	18-24	.75	7	28	35	36.8	18	14	9	0	5	69	73.6
CINCINNATI	03/07/	58-55	W	22-53	.41	6-18	.33	8-13	.61	15	25	40	36.9	13	7	14	7	1	58	73.1
at Temple	03/09/	62-67	L	20-55	.36	9-25	.36	13-14	.92	11	27	38	37.0	18	12	18	0	5	62	72.7
UCF		2181		746-1599	.467	205-576	.356	484-748	.647	296	813	1109	37.0	503	404	350	133	172	2181	72.7
Opponents		1914		689-1753	.393	209-666	.314	327-507	.645	336	695	1031	34.4	646	372	367	84	165	1914	63.8

Games played: 30  
Points/game: 72.7  
FG Pct: 46.7  
3FG Pct: 35.6  
FT Pct: 64.7

Rebounds/game: 37.0  
Assists/game: 13.5  
Turnovers/game: 11.7  
Assist/turnover ratio: 1.2  
Steals/game: 5.7  
Blocks/game: 4.4



**OPPONENT GAME-BY-GAME STATISTICS**

**Orlando's Hometown Team Statistics  
UCF Opponent Game-by-Game (as of Mar 09, 2019)  
All games**

OPPONENT STATISTICS

Opponent	Date	Score	W/L	Total		3-Pointers		Free throws		Rebounds				pf	a	t/o	blk	stl	pts	avg
				fg-fga	pct	3fg-fga	pct	ft-fta	pct	off	def	tot	avg							
RIDER	11/06/	84-70	W	27-69	.39	7-17	.41	9-24	.37	16	31	47	47.0	32	15	17	1	6	70	70.0
FLA. ATLANTIC	11/11/	79-80	L	28-67	.41	12-34	.35	12-18	.66	17	23	40	43.5	27	14	13	1	6	80	75.0
vs Cal St. Fullerton	11/15/	68-52	W	19-55	.34	4-17	.23	10-18	.55	8	25	33	40.0	20	12	12	4	6	52	67.3
vs Saint Joseph's	11/16/	77-57	W	21-55	.38	9-25	.36	6-13	.46	10	15	25	36.2	9	12	11	3	6	57	64.8
vs Western Ky.	11/18/	78-62	W	22-55	.40	4-12	.33	14-21	.66	11	23	34	35.8	24	15	15	4	7	62	64.2
NORTHERN KY.	11/24/	66-53	W	19-59	.32	8-31	.25	7-17	.41	7	28	35	35.7	28	14	6	3	2	53	62.3
ALABAMA	11/29/	70-64	W	25-66	.37	5-24	.20	9-14	.64	19	27	46	37.1	24	14	14	5	3	64	62.6
at Mizzou	12/02/	62-64	Lot	23-63	.36	12-29	.41	6-11	.54	17	16	33	36.6	21	7	10	0	6	64	62.8
GRAMBLING	12/08/	70-45	W	17-58	.29	3-16	.18	8-18	.44	12	21	33	36.2	27	6	12	3	5	45	60.8
GA. SOUTHERN	12/11/	95-88	W	37-68	.54	7-16	.43	7-12	.58	6	24	30	35.6	19	17	9	3	7	88	63.5
STETSON	12/16/	90-65	W	23-69	.33	7-26	.26	12-16	.75	12	25	37	35.7	24	10	8	1	6	65	63.6
ILLINOIS ST.	12/21/	77-56	W	19-53	.35	8-28	.28	10-13	.76	11	22	33	35.5	19	14	16	1	0	56	63.0
TEMPLE	01/02/	78-73	W	24-53	.45	13-27	.48	12-15	.80	7	16	23	34.5	21	19	14	3	12	73	63.8
at UConn	01/05/	65-53	W	19-59	.32	6-20	.30	9-11	.81	17	20	37	34.7	24	9	18	0	5	53	63.0
EAST CAROLINA	01/13/	76-65	W	23-58	.39	5-19	.26	14-24	.58	10	28	38	34.9	31	12	14	0	5	65	63.1
at Wichita St.	01/16/	67-75	L	27-52	.51	4-15	.26	17-18	.94	8	27	35	34.9	20	13	11	5	2	75	63.9
TULSA	01/19/	64-62	W	19-47	.40	7-19	.36	17-23	.73	4	30	34	34.9	29	13	13	3	8	62	63.8
at Tulane	01/23/	75-50	W	18-54	.33	3-12	.25	11-16	.68	10	28	38	35.1	10	9	19	7	7	50	63.0
at Memphis	01/27/	57-77	L	29-65	.44	8-24	.33	11-14	.78	21	25	46	35.6	15	16	17	6	7	77	63.7
UCONN	01/31/	73-67	W	24-54	.44	9-22	.40	10-13	.76	9	21	30	35.3	24	12	14	3	4	67	63.9
HOUSTON	02/07/	68-77	L	25-57	.43	7-27	.25	20-28	.71	11	32	43	35.7	23	13	10	3	7	77	64.5
at SMU	02/10/	71-65	W	25-63	.39	10-37	.27	5-10	.50	12	19	31	35.5	14	16	8	6	7	65	64.5
SOUTH FLA.	02/13/	78-65	W	21-57	.36	9-24	.37	14-27	.51	15	19	34	35.4	31	12	10	2	6	65	64.6
MEMPHIS	02/16/	79-72	W	27-61	.44	5-20	.25	13-16	.81	8	28	36	35.5	26	12	14	4	5	72	64.9
at Cincinnati	02/21/	55-60	L	21-52	.40	7-14	.50	11-12	.91	11	17	28	35.2	13	13	14	4	3	60	64.7
SMU	02/24/	95-48	W	17-69	.24	7-32	.21	7-11	.63	9	26	35	35.2	21	6	4	2	3	48	64.0
at USF	02/27/	75-63	W	21-46	.45	6-25	.24	15-24	.62	9	16	25	34.8	25	16	15	2	4	63	64.0
at Houston	3/2/19	69-64	W	23-55	.41	6-18	.33	12-24	.50	11	22	33	34.7	19	7	8	1	6	64	64.0
CINCINNATI	03/07/	58-55	W	23-62	.37	6-18	.33	3-6	.50	15	18	33	34.7	16	11	10	2	6	55	63.7
at Temple	03/09/	62-67	L	23-52	.44	5-18	.27	16-20	.80	3	23	26	34.4	10	13	11	2	8	67	63.8
Opponents		1914		689-1753	.393	209-666	.314	327-507	.645	336	695	1031	34.4	646	372	367	84	165	1914	63.8
UCF		2181		746-1599	.467	205-576	.356	484-748	.647	296	813	1109	37.0	503	404	350	133	172	2181	72.7

Games played: 30  
Points/game: 63.8  
FG Pct: 39.3  
3FG Pct: 31.4  
FT Pct: 64.5

Rebounds/game: 34.4  
Assists/game: 12.4  
Turnovers/game: 12.2  
Assist/turnover ratio: 1.0  
Steals/game: 5.5  
Blocks/game: 2.8



**CATEGORY LEADERS**

**Orlando's Hometown Team Statistics  
UCF Category Leaders (as of Mar 12, 2019)  
All games**

<b>Points</b>	<b>G</b>	<b>Pts</b>	<b>Pts/G</b>
Taylor,B.J.	30	487	16.2
Dawkins,Aubrey	30	463	15.4
Fall,Tacko	30	327	10.9
Smith,Collin	30	248	8.3
Allen,Terrell	30	208	6.9
Brown,Chad	30	142	4.7
Griffin,Dayon	25	110	4.4
DeJesus,Ceasar	26	91	3.5
Bertz,Frank	30	90	3.0
Grant,Xavier	6	7	1.2
McSpadden,Chance	7	6	0.9
Anders,Ryan	6	2	0.3

<b>Scoring Average</b>	<b>G</b>	<b>Pts</b>	<b>Avg/G</b>
Taylor,B.J.	30	487	16.2
Dawkins,Aubrey	30	463	15.4
Fall,Tacko	30	327	10.9
Smith,Collin	30	248	8.3
Allen,Terrell	30	208	6.9
Brown,Chad	30	142	4.7
Griffin,Dayon	25	110	4.4
DeJesus,Ceasar	26	91	3.5
Bertz,Frank	30	90	3.0
Grant,Xavier	6	7	1.2
McSpadden,Chance	7	6	0.9
Anders,Ryan	6	2	0.3

<b>FG Percentage</b>	<b>FG</b>	<b>Att</b>	<b>Pct</b>
Fall,Tacko	136	181	.751
Grant,Xavier	2	3	.667
Brown,Chad	54	104	.519
DeJesus,Ceasar	33	69	.478
Smith,Collin	89	192	.464
Dawkins,Aubrey	162	351	.462
Allen,Terrell	71	160	.444
Taylor,B.J.	129	330	.391
Griffin,Dayon	37	106	.349
Bertz,Frank	30	86	.349
McSpadden,Chance	2	7	.286
Anders,Ryan	1	7	.143

<b>Field Goal Attempts</b>	<b>G</b>	<b>Att</b>	<b>Att/G</b>
Dawkins,Aubrey	30	351	11.7
Taylor,B.J.	30	330	11.0
Smith,Collin	30	192	6.4
Fall,Tacko	30	181	6.0
Allen,Terrell	30	160	5.3

<b>Field Goals Made</b>	<b>G</b>	<b>Made</b>	<b>Made/G</b>
Dawkins,Aubrey	30	162	5.4
Fall,Tacko	30	136	4.5
Taylor,B.J.	30	129	4.3
Smith,Collin	30	89	3.0
Allen,Terrell	30	71	2.4

<b>3-Point Percentage</b>	<b>3FG</b>	<b>Att</b>	<b>Pct</b>
Grant,Xavier	1	2	.500
Allen,Terrell	24	59	.407
Dawkins,Aubrey	66	166	.398
Taylor,B.J.	57	153	.373
Bertz,Frank	23	66	.348
DeJesus,Ceasar	5	17	.294
Griffin,Dayon	20	75	.267
Smith,Collin	8	31	.258
McSpadden,Chance	1	4	.250
Anders,Ryan	0	2	.000
Brown,Chad	0	1	.000

<b>3-Point FG Attempts</b>	<b>G</b>	<b>Att</b>	<b>Att/G</b>
Dawkins,Aubrey	30	166	5.5
Taylor,B.J.	30	153	5.1
Griffin,Dayon	25	75	3.0
Bertz,Frank	30	66	2.2
Allen,Terrell	30	59	2.0

<b>3-Point FG Made</b>	<b>G</b>	<b>Made</b>	<b>Made/G</b>
Dawkins,Aubrey	30	66	2.2
Taylor,B.J.	30	57	1.9
Allen,Terrell	30	24	0.8
Bertz,Frank	30	23	0.8
Griffin,Dayon	25	20	0.8

<b>Free Throw Percent</b>	<b>FG</b>	<b>Att</b>	<b>Pct</b>
Grant,Xavier	2	2	1.000
Dawkins,Aubrey	73	89	.820
Taylor,B.J.	172	220	.782
Bertz,Frank	7	9	.778
DeJesus,Ceasar	20	27	.741
Allen,Terrell	42	58	.724
Griffin,Dayon	16	25	.640
Smith,Collin	62	98	.633
Brown,Chad	34	62	.548
Fall,Tacko	55	152	.362
McSpadden,Chance	1	6	.167

<b>Free Throw Attempts</b>	<b>G</b>	<b>Att</b>	<b>Att/G</b>
Taylor,B.J.	30	220	7.3
Fall,Tacko	30	152	5.1
Smith,Collin	30	98	3.3
Dawkins,Aubrey	30	89	3.0
Brown,Chad	30	62	2.1

<b>Free Throws Made</b>	<b>G</b>	<b>Made</b>	<b>Made/G</b>
Taylor,B.J.	30	172	5.7
Dawkins,Aubrey	30	73	2.4
Smith,Collin	30	62	2.1
Fall,Tacko	30	55	1.8
Allen,Terrell	30	42	1.4



**CATEGORY LEADERS**

**Orlando's Hometown Team Statistics  
UCF Category Leaders (as of Mar 12, 2019)  
All games**

<b>Rebounds</b>	<b>G</b>	<b>Reb</b>	<b>Reb/G</b>
Fall, Tacko	30	217	7.2
Smith, Collin	30	160	5.3
Brown, Chad	30	158	5.3
Dawkins, Aubrey	30	153	5.1
Allen, Terrell	30	96	3.2

<b>Assists</b>	<b>G</b>	<b>No.</b>	<b>Ast/G</b>
Allen, Terrell	30	130	4.3
Taylor, B.J.	30	99	3.3
Smith, Collin	30	48	1.6
Dawkins, Aubrey	30	38	1.3
Griffin, Dayon	25	25	1.0

<b>Rebound Average</b>	<b>G</b>	<b>Reb</b>	<b>Avg/G</b>
Fall, Tacko	30	217	7.2
Smith, Collin	30	160	5.3
Brown, Chad	30	158	5.3
Dawkins, Aubrey	30	153	5.1
Allen, Terrell	30	96	3.2

<b>Steals</b>	<b>G</b>	<b>No.</b>	<b>Stl/G</b>
Allen, Terrell	30	41	1.4
Dawkins, Aubrey	30	29	1.0
Taylor, B.J.	30	25	0.8
Bertz, Frank	30	18	0.6
Smith, Collin	30	17	0.6

<b>Offensive Rebounds</b>	<b>G</b>	<b>No.</b>	<b>Avg/G</b>
Fall, Tacko	30	73	2.4
Brown, Chad	30	45	1.5
Smith, Collin	30	43	1.4
Dawkins, Aubrey	30	29	1.0
Bertz, Frank	30	15	0.5

<b>Blocked Shots</b>	<b>G</b>	<b>No.</b>	<b>Blk/G</b>
Fall, Tacko	30	73	2.4
Brown, Chad	30	31	1.0
Dawkins, Aubrey	30	10	0.3
Smith, Collin	30	8	0.3
Griffin, Dayon	25	6	0.2

<b>Defensive Rebounds</b>	<b>G</b>	<b>No.</b>	<b>Avg/G</b>
Fall, Tacko	30	144	4.8
Dawkins, Aubrey	30	124	4.1
Smith, Collin	30	117	3.9
Brown, Chad	30	113	3.8
Allen, Terrell	30	89	3.0

<b>Minutes</b>	<b>G</b>	<b>No.</b>	<b>Min/G</b>
Taylor, B.J.	30	1024	34.1
Dawkins, Aubrey	30	990	33.0
Allen, Terrell	30	913	30.4
Fall, Tacko	30	741	24.7
Smith, Collin	30	677	22.6

<b>Fouls</b>	<b>G</b>	<b>No.</b>	<b>Per/G</b>
Smith, Collin	30	97	3.2
Fall, Tacko	30	83	2.8
Allen, Terrell	30	72	2.4
Dawkins, Aubrey	30	71	2.4
Brown, Chad	30	49	1.6

<b>Turnovers</b>	<b>G</b>	<b>No.</b>	<b>TO/G</b>
Smith, Collin	30	58	1.9
Fall, Tacko	30	56	1.9
Allen, Terrell	30	49	1.6
Taylor, B.J.	30	49	1.6
Dawkins, Aubrey	30	45	1.5

<b>Foulsouts</b>	<b>G</b>	<b>No.</b>
Smith, Collin	30	5
Dawkins, Aubrey	30	2
Brown, Chad	30	1
Fall, Tacko	30	1





**UCF TEAM HIGHS**

**Orlando's Hometown Team Statistics  
UCF Team High/Low Analysis (as of Mar 09, 2019)  
All games**

**UCF - TEAM GAME HIGHS**

POINTS	95	SMU (02/24/19)
	95	GA. SOUTHERN (12/11/18)
	90	STETSON (12/16/18)
	84	RIDER (11/06/18)
	79	MEMPHIS (02/16/19)
	79	FLA. ATLANTIC (11/11/18)
FIELD GOALS MADE	34	SMU (02/24/19)
	33	GA. SOUTHERN (12/11/18)
FIELD GOAL ATTEMPTS	71	at Tulane (01/23/19)
	69	SMU (02/24/19)
FIELD GOAL PERCENTAGE	.604 (29-48)	TEMPLE (01/02/19)
	.571 (20-35)	at UConn (01/05/19)
3 PT FIELD GOALS MADE	12	GA. SOUTHERN (12/11/18)
	11	SMU (02/24/19)
3 PT FG ATTEMPTS	28	at Tulane (01/23/19)
	28	STETSON (12/16/18)
3 PT FG PERCENTAGE	.500 (10-20)	vs Western Ky. (11/18/18)
	.476 (10-21)	vs Saint Joseph's (11/16/18)
FREE THROWS MADE	25	MEMPHIS (02/16/19)
	25	SOUTH FLA. (02/13/19)
	25	UCONN (01/31/19)
	25	RIDER (11/06/18)
FREE THROW ATTEMPTS	45	RIDER (11/06/18)
	44	SOUTH FLA. (02/13/19)
FREE THROW PERCENTAGE	.929 (13-14)	at Temple (03/09/19)
	.923 (12-13)	at SMU (02/10/19)
REBOUNDS	58	SMU (02/24/19)
	51	NORTHERN KY. (11/24/18)
ASSISTS	20	vs Western Ky. (11/18/18)
	19	at USF (02/27/19)
STEALS	12	at Tulane (01/23/19)
	12	at UConn (01/05/19)
BLOCKED SHOTS	10	RIDER (11/06/18)
	8	at Mizzou (12/02/18)
TURNOVERS	18	at Temple (03/09/19)
	17	at Cincinnati (02/21/19)
FOULS	23	HOUSTON (02/07/19)
	22	SOUTH FLA. (02/13/19)
	22	RIDER (11/06/18)



**OPPONENT TEAM HIGHS**

**Orlando's Hometown Team Statistics  
UCF High/Low Analysis (as of Mar 09, 2019)  
All games**

**Opponent - GAME HIGHS**

POINTS	88	GA. SOUTHERN (12/11/18)
	80	FLA. ATLANTIC (11/11/18)
	77	HOUSTON (02/07/19)
	77	at Memphis (01/27/19)
	75	at Wichita St. (01/16/19)
FIELD GOALS MADE	37	GA. SOUTHERN (12/11/18)
	29	at Memphis (01/27/19)
FIELD GOAL ATTEMPTS	69	SMU (02/24/19)
	69	STETSON (12/16/18)
	69	RIDER (11/06/18)
FIELD GOAL PERCENTAGE	.544 (37-68)	GA. SOUTHERN (12/11/18)
	.519 (27-52)	at Wichita St. (01/16/19)
3 PT FIELD GOALS MADE	13	TEMPLE (01/02/19)
	12	at Mizzou (12/02/18)
	12	FLA. ATLANTIC (11/11/18)
3 PT FG ATTEMPTS	37	at SMU (02/10/19)
	34	FLA. ATLANTIC (11/11/18)
3 PT FG PERCENTAGE	.500 (7-14)	at Cincinnati (02/21/19)
	.481 (13-27)	TEMPLE (01/02/19)
FREE THROWS MADE	20	HOUSTON (02/07/19)
	17	TULSA (01/19/19)
	17	at Wichita St. (01/16/19)
FREE THROW ATTEMPTS	28	HOUSTON (02/07/19)
	27	SOUTH FLA. (02/13/19)
FREE THROW PERCENTAGE	.944 (17-18)	at Wichita St. (01/16/19)
	.917 (11-12)	at Cincinnati (02/21/19)
REBOUNDS	47	RIDER (11/06/18)
	46	at Memphis (01/27/19)
	46	ALABAMA (11/29/18)
ASSISTS	19	TEMPLE (01/02/19)
	17	GA. SOUTHERN (12/11/18)
STEALS	12	TEMPLE (01/02/19)
	8	at Temple (03/09/19)
	8	TULSA (01/19/19)
BLOCKED SHOTS	7	at Tulane (01/23/19)
	6	at SMU (02/10/19)
	6	at Memphis (01/27/19)
TURNOVERS	19	at Tulane (01/23/19)
	18	at UConn (01/05/19)
FOULS	32	RIDER (11/06/18)
	31	SOUTH FLA. (02/13/19)
	31	EAST CAROLINA (01/13/19)



**UCF TEAM LOWS**

**Orlando's Hometown Team Statistics  
UCF High/Low Analysis (as of Mar 09, 2019)  
All games**

**UCF - GAME LOWS**

POINTS	55	at Cincinnati (02/21/19)
	57	at Memphis (01/27/19)
	58	CINCINNATI (03/07/19)
	62	at Mizzou (12/02/18)
	62	at Temple (03/09/19)
FIELD GOALS MADE	19	at Mizzou (12/02/18)
	19	TULSA (01/19/19)
FIELD GOAL ATTEMPTS	35	at UConn (01/05/19)
	40	at Mizzou (12/02/18)
FIELD GOAL PERCENTAGE	.364 (20-55)	at Temple (03/09/19)
	.373 (19-51)	TULSA (01/19/19)
3 PT FIELD GOALS MADE	4	vs Cal St. Fullerton (11/15/18)
	4	TEMPLE (01/02/19)
	4	TULSA (01/19/19)
	4	UCONN (01/31/19)
3 PT FG ATTEMPTS	11	TEMPLE (01/02/19)
	11	at UConn (01/05/19)
	11	UCONN (01/31/19)
	11	SOUTH FLA. (02/13/19)
3 PT FG PERCENTAGE	.200 (4-20)	TULSA (01/19/19)
	.227 (5-22)	RIDER (11/06/18)
FREE THROWS MADE	3	vs Saint Joseph's (11/16/18)
	4	at Cincinnati (02/21/19)
FREE THROW ATTEMPTS	4	vs Saint Joseph's (11/16/18)
	7	at Cincinnati (02/21/19)
FREE THROW PERCENTAGE	.472 (17-36)	NORTHERN KY. (11/24/18)
	.500 (5-10)	at Tulane (01/23/19)
	.500 (7-14)	at Memphis (01/27/19)
	.500 (12-24)	vs Western Ky. (11/18/18)
REBOUNDS	22	at Wichita St. (01/16/19)
	23	at UConn (01/05/19)
ASSISTS	7	CINCINNATI (03/07/19)
	9	at Mizzou (12/02/18)
	9	at Tulane (01/23/19)
STEALS	1	NORTHERN KY. (11/24/18)
	1	GA. SOUTHERN (12/11/18)
	1	CINCINNATI (03/07/19)
BLOCKED SHOTS	0	at Houston (3/2/19)
	0	at Temple (03/09/19)
TURNOVERS	6	STETSON (12/16/18)
	6	SMU (02/24/19)
FOULS	11	at Cincinnati (02/21/19)
	12	at UConn (01/05/19)
	12	at SMU (02/10/19)



**OPPONENT TEAM LOWS**

**Orlando's Hometown Team Statistics  
UCF High/Low Analysis (as of Mar 09, 2019)  
All games**

**Opponent - GAME LOWS**

POINTS	45	GRAMBLING (12/08/18)
	48	SMU (02/24/19)
	50	at Tulane (01/23/19)
	52	vs Cal St. Fullerton (11/15/18)
	53	NORTHERN KY. (11/24/18)
	53	at UConn (01/05/19)
FIELD GOALS MADE	17	GRAMBLING (12/08/18)
	17	SMU (02/24/19)
FIELD GOAL ATTEMPTS	46	at USF (02/27/19)
	47	TULSA (01/19/19)
FIELD GOAL PERCENTAGE	.246 (17-69)	SMU (02/24/19)
	.293 (17-58)	GRAMBLING (12/08/18)
3 PT FIELD GOALS MADE	3	GRAMBLING (12/08/18)
	3	at Tulane (01/23/19)
3 PT FG ATTEMPTS	12	vs Western Ky. (11/18/18)
	12	at Tulane (01/23/19)
3 PT FG PERCENTAGE	.188 (3-16)	GRAMBLING (12/08/18)
	.208 (5-24)	ALABAMA (11/29/18)
FREE THROWS MADE	3	CINCINNATI (03/07/19)
	5	at SMU (02/10/19)
FREE THROW ATTEMPTS	6	CINCINNATI (03/07/19)
	10	at SMU (02/10/19)
FREE THROW PERCENTAGE	.375 (9-24)	RIDER (11/06/18)
	.412 (7-17)	NORTHERN KY. (11/24/18)
REBOUNDS	23	TEMPLE (01/02/19)
	25	vs Saint Joseph's (11/16/18)
	25	at USF (02/27/19)
ASSISTS	6	GRAMBLING (12/08/18)
	6	SMU (02/24/19)
STEALS	0	ILLINOIS ST. (12/21/18)
	2	NORTHERN KY. (11/24/18)
	2	at Wichita St. (01/16/19)
BLOCKED SHOTS	0	at Mizzou (12/02/18)
	0	at UConn (01/05/19)
	0	EAST CAROLINA (01/13/19)
TURNOVERS	4	SMU (02/24/19)
	6	NORTHERN KY. (11/24/18)
FOULS	9	vs Saint Joseph's (11/16/18)
	10	at Tulane (01/23/19)
	10	at Temple (03/09/19)















GAME 31 • AAC QUARTERFINALS

Official Basketball Box Score -- Game Totals -- Final Statistics
Tulsa vs UCF
01/19/19 12:00 pm at Orlando, Fla (CFE Arena)

Tulsa 62 • 12-6

Table with columns: ##, Player, FG-FGA, 3-FGA, FT-FTA, Rebounds (Off, Def, Tot), PF, TP, A, TO, Blk, Stl, Min. Includes team totals and game statistics.

FG % 1st Half: 12-27 44.4% 2nd half: 7-20 35.0% Game: 19-47 40.4%
3FG % 1st Half: 5-11 45.5% 2nd half: 2-8 25.0% Game: 7-19 36.8%
FT % 1st Half: 3-5 60.0% 2nd half: 14-18 77.8% Game: 17-23 73.9%

UCF 64 • 13-3

Table with columns: ##, Player, FG-FGA, 3-FGA, FT-FTA, Rebounds (Off, Def, Tot), PF, TP, A, TO, Blk, Stl, Min. Includes team totals and game statistics.

FG % 1st Half: 8-29 27.6% 2nd half: 11-22 50.0% Game: 19-51 37.3%
3FG % 1st Half: 2-11 18.2% 2nd half: 2-9 22.2% Game: 4-20 20.0%
FT % 1st Half: 5-8 62.5% 2nd half: 17-23 73.9% Game: 22-31 71.0%

Officials: Rodrick Dixon, Kelly Self, Mike Nance
Technical fouls: Tulsa-Elijah Joiner, UCF-Fall, Tacko.
Attendance: 4155

Score by periods table with columns: 1st, 2nd, Total. Rows for Tulsa and UCF.

Last FG - Tulsa 2nd-00:12, UCF 2nd-06:36.
Largest lead - Tulsa by 15 1st-05:11, UCF by 7 2nd-06:36.
Tulsa led for 24:32. UCF led for 14:05. Game was tied for 01:23.

Official Basketball Box Score -- Game Totals -- Final Statistics
UCF vs Memphis
01/27/19 3:00 pm at Memphis, Tenn.

UCF 57 • 15-4; (5-2)

Table with columns: ##, Player, FG-FGA, 3-FGA, FT-FTA, Rebounds (Off, Def, Tot), PF, TP, A, TO, Blk, Stl, Min. Includes team totals and game statistics.

FG % 1st Half: 12-26 46.2% 2nd half: 10-32 31.3% Game: 22-58 37.9%
3FG % 1st Half: 3-10 30.0% 2nd half: 3-16 18.8% Game: 6-26 23.1%
FT % 1st Half: 1-3 33.3% 2nd half: 6-11 54.5% Game: 7-14 50.0%

Memphis 77 • 13-7; (5-2)

Table with columns: ##, Player, FG-FGA, 3-FGA, FT-FTA, Rebounds (Off, Def, Tot), PF, TP, A, TO, Blk, Stl, Min. Includes team totals and game statistics.

FG % 1st Half: 13-32 40.6% 2nd half: 16-33 48.5% Game: 29-65 44.6%
3FG % 1st Half: 3-12 25.0% 2nd half: 5-12 41.7% Game: 8-24 33.3%
FT % 1st Half: 9-11 81.8% 2nd half: 2-3 66.7% Game: 11-14 78.6%

Officials: Keith Kimble, Gerry Pollard, Doug Simmons
Technical fouls: UCF-None, Memphis-None.
Attendance: 17046

Score by periods table with columns: 1st, 2nd, Total. Rows for UCF and Memphis.

Last FG - UCF 2nd-01:33, MEM 2nd-00:51.
Largest lead - UCF None, MEM by 23 2nd-04:45.
UCF led for 00:00. MEM led for 38:21. Game was tied for 01:32.

Official Basketball Box Score -- Game Totals -- Final Statistics
UCF vs Tulane
01/23/19 7:02 p.m. at Devlin Fieldhouse, New Orleans, LA

UCF 75 • 15-3, 5-1

Table with columns: ##, Player, FG-FGA, 3-FGA, FT-FTA, Rebounds (Off, Def, Tot), PF, TP, A, TO, Blk, Stl, Min. Includes team totals and game statistics.

FG % 1st Half: 19-36 52.8% 2nd half: 12-35 34.3% Game: 31-71 43.7%
3FG % 1st Half: 4-11 36.4% 2nd half: 4-17 23.5% Game: 8-28 28.6%
FT % 1st Half: 5-6 83.3% 2nd half: 2-6 33.3% Game: 5-10 50.0%

Tulane 50 • 4-14, 0-6

Table with columns: ##, Player, FG-FGA, 3-FGA, FT-FTA, Rebounds (Off, Def, Tot), PF, TP, A, TO, Blk, Stl, Min. Includes team totals and game statistics.

FG % 1st Half: 9-27 33.3% 2nd half: 9-27 33.3% Game: 18-54 33.3%
3FG % 1st Half: 0-3 0.0% 2nd half: 3-9 33.3% Game: 3-12 25.0%
FT % 1st Half: 5-6 83.3% 2nd half: 6-10 60.0% Game: 11-16 68.8%

Officials: Doug Shows, Todd Austin, KB Burdett Jr.
Technical fouls: UCF-None, Tulane-None.
Attendance: 1308

Score by periods table with columns: 1st, 2nd, Total. Rows for UCF and Tulane.

Last FG - UCF 2nd-02:05, TLN 2nd-00:33.
Largest lead - UCF by 34 2nd-06:37, TLN None.
UCF led for 38:27. TLN led for 00:00. Game was tied for 01:32.

Official Basketball Box Score -- Game Totals -- Final Statistics
UConn vs UCF
01/31/19 9:00 pm at Orlando, Fla. (CFE Arena)

UConn 67 • 12-9; 3-5

Table with columns: ##, Player, FG-FGA, 3-FGA, FT-FTA, Rebounds (Off, Def, Tot), PF, TP, A, TO, Blk, Stl, Min. Includes team totals and game statistics.

FG % 1st Half: 8-24 33.3% 2nd half: 16-30 53.3% Game: 24-54 44.4%
3FG % 1st Half: 3-10 30.0% 2nd half: 6-12 50.0% Game: 9-22 40.9%
FT % 1st Half: 3-6 50.0% 2nd half: 7-7 100.0% Game: 10-13 76.9%

UCF 73 • 16-4; 6-2

Table with columns: ##, Player, FG-FGA, 3-FGA, FT-FTA, Rebounds (Off, Def, Tot), PF, TP, A, TO, Blk, Stl, Min. Includes team totals and game statistics.

FG % 1st Half: 11-26 42.3% 2nd half: 11-19 57.9% Game: 22-45 48.9%
3FG % 1st Half: 1-5 20.0% 2nd half: 3-6 50.0% Game: 4-11 36.4%
FT % 1st Half: 11-16 68.8% 2nd half: 14-20 70.0% Game: 25-36 69.4%

Officials: Joe Lindsay, Anthony Jordan, Ted Valentine
Technical fouls: UConn-Christian Vital; TEAM, UCF-TEAM.
Attendance: 5016

Score by periods table with columns: 1st, 2nd, Total. Rows for UConn and UCF.

Last FG - UConn 2nd-00:20, UCF 2nd-01:46.
Largest lead - UConn None, UCF by 15 1st-07:25.
UConn led for 00:00. UCF led for 39:43. Game was tied for 00:17.



GAME 31 • AAC QUARTERFINALS

Official Basketball Box Score -- Game Totals -- Final Statistics  
Houston vs UCF  
02/07/19 7:00 pm at Orlando, Fla. (CFE Arena)

Houston 77 • 22-1;9-1

Box score table for Houston vs UCF with columns for Player, FG-FGA, 3-Ptr, Rebounds, PF, TP, A TO Blk, Stl, Min.

Summary statistics for Houston: FG % 1st Half, 2nd half, Game; 3FG % 1st Half, 2nd half, Game; FT % 1st Half, 2nd half, Game.

UCF 68 • 16-5;6-3

Box score table for UCF vs Houston with columns for Player, FG-FGA, 3-Ptr, Rebounds, PF, TP, A TO Blk, Stl, Min.

Summary statistics for UCF: FG % 1st Half, 2nd half, Game; 3FG % 1st Half, 2nd half, Game; FT % 1st Half, 2nd half, Game.

Officials: Chuck Jones, Michael Roberts, Michael Stephens  
Technical fouls: Houston-None, UCF-None.  
Attendance: 6292

Score by periods table for Houston vs UCF.

Last FG - HOU 2nd-00:35, UCF 2nd-00:11.  
Largest lead - HOU by 20 2nd-07:12, UCF by 1 1st-18:42.  
HOU led for 36:28. UCF led for 01:28. Game was tied for 01:49.

Score tied - 1 time.  
Lead changed - 1 time.

Official Basketball Box Score -- Game Totals -- Final Statistics  
UCF vs SMU  
02/10/19 1:00 pm at Dallas, Texas (Moody Coliseum)

UCF 71 • 17-5; 7-3

Box score table for UCF vs SMU with columns for Player, FG-FGA, 3-Ptr, Rebounds, PF, TP, A TO Blk, Stl, Min.

Summary statistics for UCF: FG % 1st Half, 2nd half, Game; 3FG % 1st Half, 2nd half, Game; FT % 1st Half, 2nd half, Game.

SMU 65 • 12-11; 4-7

Box score table for SMU vs UCF with columns for Player, FG-FGA, 3-Ptr, Rebounds, PF, TP, A TO Blk, Stl, Min.

Summary statistics for SMU: FG % 1st Half, 2nd half, Game; 3FG % 1st Half, 2nd half, Game; FT % 1st Half, 2nd half, Game.

Officials: Bill Ek, Kelly Self, Randy Heimerman  
Technical fouls: UCF-None, SMU-None.  
Attendance: 5989

Score by periods table for UCF vs SMU.

Last FG - UCF 2nd-02:01, SMU 2nd-00:25.  
Largest lead - UCF by 12 2nd-17:55, SMU by 2 1st-10:39.  
UCF led for 36:59. SMU led for 00:54. Game was tied for 02:03.

Score tied - 2 times.  
Lead changed - 2 times.

Official Basketball Box Score -- Game Totals -- Final Statistics  
South Fla. vs UCF  
02/13/19 7:00 pm at Orlando, Fla. (CFE Arena)

South Fla. 65 • 17-7;7-5

Box score table for South Fla. vs UCF with columns for Player, FG-FGA, 3-Ptr, Rebounds, PF, TP, A TO Blk, Stl, Min.

Summary statistics for South Fla.: FG % 1st Half, 2nd half, Game; 3FG % 1st Half, 2nd half, Game; FT % 1st Half, 2nd half, Game.

UCF 78 • 18-5;8-3

Box score table for UCF vs South Fla. with columns for Player, FG-FGA, 3-Ptr, Rebounds, PF, TP, A TO Blk, Stl, Min.

Summary statistics for UCF: FG % 1st Half, 2nd half, Game; 3FG % 1st Half, 2nd half, Game; FT % 1st Half, 2nd half, Game.

Officials: Olandis Poole, Todd Austin, Pat Adams  
Technical fouls: South Fla.-None, UCF-None.  
Attendance: 4719

Score by periods table for South Fla. vs UCF.

Last FG - USF 2nd-00:20, UCF 2nd-04:55.  
Largest lead - USF None, UCF by 26 2nd-12:32.  
USF led for 00:00. UCF led for 39:37. Game was tied for 00:23.

Score tied - 0 times.  
Lead changed - 0 times.

Official Basketball Box Score -- Game Totals -- Final Statistics  
Memphis vs UCF  
02/16/19 6:00 pm at Orlando, Fla. (CFE Arena)

Memphis 72 • 15-11; 7-5

Box score table for Memphis vs UCF with columns for Player, FG-FGA, 3-Ptr, Rebounds, PF, TP, A TO Blk, Stl, Min.

Summary statistics for Memphis: FG % 1st Half, 2nd half, Game; 3FG % 1st Half, 2nd half, Game; FT % 1st Half, 2nd half, Game.

UCF 79 • 19-5; 9-3

Box score table for UCF vs Memphis with columns for Player, FG-FGA, 3-Ptr, Rebounds, PF, TP, A TO Blk, Stl, Min.

Summary statistics for UCF: FG % 1st Half, 2nd half, Game; 3FG % 1st Half, 2nd half, Game; FT % 1st Half, 2nd half, Game.

Officials: Garrick Shannon, Sean Casady, Zelton Steed  
Technical fouls: Memphis-Jeremiah Martin. UCF-None.  
Attendance: 5458

Score by periods table for UCF vs Memphis.

Last FG - MEM 2nd-00:02, UCF 2nd-01:40.  
Largest lead - MEM by 3 1st-17:05, UCF by 12 2nd-07:09.  
MEM led for 01:31. UCF led for 35:50. Game was tied for 02:39.

Score tied - 3 times.  
Lead changed - 6 times.



# GAME 31 • AAC QUARTERFINALS

## Official Basketball Box Score -- Game Totals -- Final Statistics UCF vs Cincinnati

02/21/19 7:00 pm at Cincinnati, OH

UCF 55 • 19-6; 9-4

#	Player	Total		3-Ptr		Rebounds			PF	TP	A	TO	Blk	Stl	Min
		FG-FGA	FG-FGA	FT-FTA	Off	Def	Tot								
35	Smith, Collin	f	2-4	0-0	1-1	2	3	5	2	5	0	3	0	0	29
24	Fall, Tacko	c	3-3	0-0	1-3	1	3	4	3	7	1	3	5	0	34
01	Taylor, B.J.	g	4-14	2-8	2-2	0	2	2	0	12	3	2	0	1	36
02	Allen, Terrell	g	2-5	1-4	0-0	0	3	3	3	5	5	2	0	2	33
05	Dawkins, Aubrey	g	7-13	4-6	0-0	0	3	3	1	18	1	1	0	1	37
04	DeJesus, Ceasar	g	0-1	0-0	0-0	0	0	0	0	0	0	1	0	0	2
10	Griffin, Dayon	g	0-1	0-0	0-0	0	1	1	0	0	1	1	0	0	12
20	Bertz, Frank	g	2-2	2-2	0-0	0	0	0	0	6	0	0	0	0	5
21	Brown, Chad	g	1-2	0-0	0-1	1	0	1	2	2	0	2	0	0	12
	Team					3	2	5							
	Totals		21-45	9-20	4-7	7	17	24	11	55	11	17	5	4	200

FG % 1st Half: 7-20 35.0% 2nd half: 14-25 56.0% Game: 21-45 46.7%  
 3FG % 1st Half: 3-8 37.5% 2nd half: 6-12 50.0% Game: 9-20 45.0%  
 FT % 1st Half: 1-2 50.0% 2nd half: 3-5 60.0% Game: 4-7 57.1%

Cincinnati 60 • 22-4; 11-2

#	Player	Total		3-Ptr		Rebounds			PF	TP	A	TO	Blk	Stl	Min
		FG-FGA	FG-FGA	FT-FTA	Off	Def	Tot								
13	Tre Scott	f	3-7	1-2	0-0	3	2	5	1	7	2	2	1	1	29
33	Nysier Brooks	c	3-4	0-0	3-4	4	3	7	4	9	0	2	0	1	34
02	Keith Williams	g	4-12	2-3	2-2	0	0	0	1	12	1	1	1	0	30
03	Justin Jenifer	g	4-7	2-5	2-2	0	2	2	1	12	3	0	0	0	23
34	Jarron Cumberland	g	3-13	1-1	4-4	3	4	7	2	11	6	4	2	1	38
00	Logan Johnson	g	0-0	0-0	0-0	0	0	0	0	0	0	0	0	0	0+
05	Trevor Moore	g	0-1	0-1	0-0	0	2	2	1	0	0	2	0	0	13
10	Rashawn Fredericks	g	0-1	0-0	0-0	0	1	1	1	0	0	0	0	0	5
15	Cane Broome	g	4-7	1-2	0-0	0	1	1	0	9	1	2	0	0	22
22	Eliel Nsoseme	g	0-0	0-0	0-0	0	0	0	2	0	0	0	0	0	6
	Team					1	2	3							
	Totals		21-52	7-14	11-12	11	17	28	13	60	13	14	4	3	200

FG % 1st Half: 10-24 41.7% 2nd half: 11-28 39.3% Game: 21-52 40.4%  
 3FG % 1st Half: 4-6 66.7% 2nd half: 3-8 37.5% Game: 7-14 50.0%  
 FT % 1st Half: 2-2 100.0% 2nd half: 9-10 90.0% Game: 11-12 91.7%

Officials: Jeffrey Anderson, Don Daily, Michael Stephens  
 Technical fouls: UCF-TEAM, Cincinnati-None.  
 Attendance: 12377

Score by periods	1st	2nd	Total
UCF	18	37	55
Cincinnati	26	34	60

Last FG - UCF 2nd-00:07, CIN 2nd-00:24.  
 Largest lead - UCF by 8 1st-16:13, CIN by 8 1st-01:34.  
 UCF led for 18:37. CIN led for 17:42. Game was tied for 03:35.

	Points	In Paint	Off T/O	2nd Chance	Fast Break	Bench
UCF	14	18	4	8	8	8
CIN	16	17	13	2	9	9

Score tied - 3 times.  
 Lead changed - 4 times.

## Official Basketball Box Score -- Game Totals -- Final Statistics SMU vs UCF

02/24/19 12:00 pm at Orlando, Fla. (CFE Arena)

SMU 48 • 13-13; 5-9

#	Player	Total		3-Ptr		Rebounds			PF	TP	A	TO	Blk	Stl	Min
		FG-FGA	FG-FGA	FT-FTA	Off	Def	Tot								
01	Feron Hunt	f	3-6	1-4	0-0	2	2	4	2	7	1	0	0	1	22
15	Isiah Mike	f	3-8	1-3	1-2	0	2	2	4	8	0	1	1	1	24
25	Ethan Chargeois	f	3-7	1-3	2-2	1	1	2	4	9	1	0	0	0	26
00	Jahmal McMurray	g	3-17	1-5	1-2	0	5	5	1	8	1	2	0	0	29
33	Jimmy Whitt Jr.	g	2-12	0-3	0-0	3	4	7	4	4	1	1	0	0	23
03	William Douglas	g	0-6	0-4	2-2	0	1	1	1	2	0	0	0	0	11
05	Nat Dixon	g	1-9	1-6	0-1	0	2	2	1	3	0	0	0	0	24
12	James Pyle	g	0-0	0-0	0-0	0	0	0	0	0	0	0	0	0	1
13	CJ White	g	2-4	2-4	1-2	2	3	5	1	7	2	0	0	1	31
21	Jahmar Young Jr.	g	0-4	0-0	0-0	0	2	2	3	0	0	0	1	0	9
	Team					1	4	5							
	Totals		17-69	7-32	7-11	9	26	35	21	48	6	4	2	3	200

FG % 1st Half: 7-35 20.0% 2nd half: 10-34 29.4% Game: 17-69 24.6%  
 3FG % 1st Half: 3-15 20.0% 2nd half: 4-17 23.5% Game: 7-32 21.9%  
 FT % 1st Half: 1-2 50.0% 2nd half: 6-9 66.7% Game: 7-11 63.6%

UCF 95 • 20-6; 10-4

#	Player	Total		3-Ptr		Rebounds			PF	TP	A	TO	Blk	Stl	Min
		FG-FGA	FG-FGA	FT-FTA	Off	Def	Tot								
35	Smith, Collin	f	3-8	0-0	3-5	2	8	10	2	9	3	0	0	0	28
24	Fall, Tacko	c	11-14	0-0	1-3	6	14	20	0	23	1	2	2	0	26
01	Taylor, B.J.	g	4-10	4-8	2-3	0	2	2	1	14	2	0	0	0	29
02	Allen, Terrell	g	4-7	0-1	3-4	0	4	4	4	11	8	1	0	2	25
15	Dawkins, Aubrey	g	3-8	3-6	2-2	0	5	5	2	11	0	0	0	0	23
10	Griffin, Dayon	g	1-5	1-5	0-0	0	1	1	3	3	1	0	0	0	17
12	Grant, Xavier	g	1-1	0-0	0-0	0	0	0	0	2	0	0	0	0	3
13	Renaud, Levy	g	0-0	0-0	0-0	0	0	0	0	2	0	0	0	0	3
20	Bertz, Frank	g	3-7	3-6	0-0	1	1	2	2	9	0	0	0	0	20
21	Brown, Chad	g	4-6	0-0	5-8	2	9	11	0	13	1	1	0	0	23
25	Anders, Ryan	g	0-3	0-0	0-0	1	0	1	0	1	0	0	0	0	3
	Team					2	0	2							
	Totals		34-69	11-26	16-25	14	44	58	16	95	17	6	2	2	200

FG % 1st Half: 15-30 50.0% 2nd half: 19-39 48.7% Game: 34-69 49.3%  
 3FG % 1st Half: 2-9 22.2% 2nd half: 9-17 52.9% Game: 11-26 42.3%  
 FT % 1st Half: 9-16 56.3% 2nd half: 7-9 77.8% Game: 16-25 64.0%

Officials: Lee Cassell, John Gaffney, Ted Valentine  
 Technical fouls: SMU-Isiah Mike. UCF-None.  
 Attendance: 4978

Score by periods	1st	2nd	Total
SMU	18	30	48
UCF	41	54	95

Last FG - SMU 2nd-00:01, UCF 2nd-00:10.  
 Largest lead - SMU None, UCF by 54 2nd-01:51.  
 SMU led for 00:00. UCF led for 39:49. Game was tied for 00:11.

	Points	In Paint	Off T/O	2nd Chance	Fast Break	Bench
SMU	14	3	13	1	12	12
UCF	46	3	20	13	27	27

Score tied - 0 times.  
 Lead changed - 0 times.

## Official Basketball Box Score -- Game Totals -- Final Statistics UCF vs USF

02/27/19 7:00 p.m. at Tampa, Fla. - Yuengling Center

UCF 75 • 21-6, 11-4

#	Player	Total		3-Ptr		Rebounds			PF	TP	A	TO	Blk	Stl	Min
		FG-FGA	FG-FGA	FT-FTA	Off	Def	Tot								
35	Smith, Collin	f	1-1	0-0	1-4	0	4	4	5	3	1	2	1	1	19
24	Fall, Tacko	c	6-10	0-0	6-8	3	2	5	4	18	1	3	0	0	28
01	Taylor, B.J.	g	4-10	1-4	6-9	0	2	2	1	15	5	1	0	1	37
02	Allen, Terrell	g	3-4	0-0	0-0	1	0	1	3	6	7	1	0	0	31
05	Dawkins, Aubrey	g	5-9	2-3	2-2	1	6	7	3	14	2	3	0	3	33
04	DeJesus, Ceasar	g	0-0	0-0	0-0	0	0	0	0	0	0	0	0	0	3
10	Griffin, Dayon	g	4-7	2-3	2-2	1	1	2	1	12	3	1	2	1	19
20	Bertz, Frank	g	1-3	0-2	2-2	0	0	0	1	4	0	0	0	0	11
21	Brown, Chad	g	1-1	0-0	1-2	1	6	7	2	3	0	1	0	0	19
	Team					1	0	1							
	Totals		25-45	5-12	20-29	8	21	29	20	75	19	12	3	6	200

FG % 1st Half: 14-23 60.9% 2nd half: 11-22 50.0% Game: 25-45 55.6%  
 3FG % 1st Half: 3-6 50.0% 2nd half: 2-6 33.3% Game: 5-12 41.7%  
 FT % 1st Half: 5-11 45.5% 2nd half: 15-18 83.3% Game: 20-29 69.0%

USF 63 • 18-10, 7-8

#	Player	Total		3-Ptr		Rebounds			PF	TP	A	TO	Blk	Stl	Min
		FG-FGA	FG-FGA	FT-FTA	Off	Def	Tot								
04	DURR, Michael	f	4-5	0-1	0-1	2	2	4	3	8	0	0	2	0	17
10	YETNA, Alexis	f	3-7	0-4	2-4	1	4	5	2	8	0	1	0	1	22
00	COLLINS, David	g	3-11	1-6	3-4	0	1	1	5	10	4	3	0	0	35
03	RIDEAU, Laquincy	g	2-6	0-3	4-5	1	1	2	4	8	6	7	0	2	34
13	BROWN, Justin	g	4-4	3-3	4-5	0	1	1	2	15	0				



# GAME 31 • AAC QUARTERFINALS

## Official Basketball Box Score -- Game Totals -- Final Statistics Cincinnati vs UCF 03/07/19 7:00 pm at Orlando, Fla. (CFE Arena)

Cincinnati 55 • 25-5; 14-3

##	Player	Total		3-Ptr		Rebounds			PF	TP	A	TO	Blk	Stl	Min
		FG-FGA	FT-FTA	FG-FGA	FT-FTA	Off	Def	Tot							
13	Tre Scott	f	9-15	2-3	0-1	6	3	9	1	20	3	1	0	1	39
33	Nysier Brooks	c	1-3	0-0	0-0	2	1	3	5	2	0	0	0	0	13
02	Keith Williams	g	2-8	0-2	0-0	2	1	3	3	4	1	1	0	1	27
03	Justin Jenifer	g	1-3	1-2	0-0	0	3	3	1	3	1	1	0	0	27
34	Jarron Cumberland	g	5-18	0-3	0-1	0	4	4	2	10	5	5	0	0	36
00	Logan Johnson		0-0	0-0	0-0	0	0	0	0	0	0	0	0	0	0+
05	Trevor Moore		1-2	1-2	2-2	0	1	1	1	5	0	0	0	0	11
10	Rashawn Fredericks		0-0	0-0	0-0	0	2	2	1	0	0	0	0	0	3
15	Cane Broome		3-10	2-6	0-0	0	0	0	0	8	0	0	0	2	23
20	Mamoudou Diarra		1-3	0-0	1-2	2	1	3	0	3	1	0	1	2	14
22	Eliel Nsoseme		0-0	0-0	0-0	0	1	1	2	0	0	0	1	0	7
	Team					3	1	4							
	Totals		23-62	6-18	3-6	15	18	33	16	55	11	10	2	6	200

FG % 1st Half: 9-29 31.0% 2nd half: 14-33 42.4% Game: 23-62 37.1% Deadball Rebounds 2  
 3FG % 1st Half: 2-8 25.0% 2nd half: 4-10 40.0% Game: 6-18 33.3%  
 FT % 1st Half: 1-2 50.0% 2nd half: 2-4 50.0% Game: 3-6 50.0%

UCF 58 • 23-6; 13-4

##	Player	Total		3-Ptr		Rebounds			PF	TP	A	TO	Blk	Stl	Min
		FG-FGA	FT-FTA	FG-FGA	FT-FTA	Off	Def	Tot							
35	Smith,Collin	f	2-8	0-0	2-4	2	5	7	4	6	1	5	1	0	22
24	Fall,Tacko	c	5-6	0-0	0-0	5	1	6	3	10	1	1	3	0	24
01	Taylor,B.J.	g	8-19	3-7	3-5	0	6	6	0	22	1	0	0	0	38
02	Allen,Terrell	g	1-3	1-1	2-2	0	3	3	3	5	2	3	0	0	33
15	Dawkins,Aubrey	g	2-7	1-4	0-0	1	2	3	1	5	1	1	0	0	27
10	Griffin,Dayon		3-7	1-5	0-0	0	1	1	1	7	0	0	0	0	23
20	Bertz,Frank		0-2	0-1	0-0	3	1	4	0	0	1	2	0	1	14
21	Brown,Chad		1-1	0-0	1-2	3	3	6	1	3	0	1	3	0	19
	Team					1	3	4							
	Totals		22-53	6-18	8-13	15	25	40	13	58	7	14	7	1	200

FG % 1st Half: 13-31 41.9% 2nd half: 9-22 40.9% Game: 22-53 41.5% Deadball Rebounds 3  
 3FG % 1st Half: 2-8 25.0% 2nd half: 4-10 40.0% Game: 6-18 33.3%  
 FT % 1st Half: 1-3 33.3% 2nd half: 7-10 70.0% Game: 8-13 61.5%

Officials: John Gaffney,Doug Simmons,Doug Shows  
 Technical fouls: Cincinnati-None. UCF-None.  
 Attendance: 9141

Score by periods	1st	2nd	Total
Cincinnati	21	34	55
UCF	29	29	58

Last FG - UC 2nd-00:14, UCF 2nd-00:17.  
 Largest lead - UC by 1 1st-13:52, UCF by 10 1st-02:04.  
 UC led for 00:59, UCF led for 36:49. Game was tied for 02:12.

Points	In	Off	2nd	Fast	Bench
UC	Paint	T/O	Chance	Break	
UC	30	10	17	13	16
UCF	30	10	14	11	10

Score tied - 4 times.  
Lead changed - 2 times.

## Official Basketball Box Score -- Game Totals -- Final Statistics UCF vs Temple 03/09/19 4:00 pm at Philadelphia, Pa. (Liacouras Center)

UCF 62 • 23-7, 13-5

##	Player	Total		3-Ptr		Rebounds			PF	TP	A	TO	Blk	Stl	Min
		FG-FGA	FT-FTA	FG-FGA	FT-FTA	Off	Def	Tot							
35	Smith,Collin	f	3-6	1-2	1-1	2	3	5	3	8	2	4	0	1	25
24	Fall,Tacko	c	1-2	0-0	0-0	1	4	5	4	2	0	3	0	0	19
01	Taylor,B.J.	g	1-8	1-4	5-5	0	1	1	0	8	2	1	0	1	36
02	Allen,Terrell	g	2-4	0-2	0-0	0	4	4	4	4	6	3	0	1	37
15	Dawkins,Aubrey	g	12-23	6-11	6-6	4	7	11	0	36	0	1	0	0	39
04	DeJesus,Ceasar		0-1	0-0	0-0	1	1	2	0	0	0	2	0	0	5
10	Griffin,Dayon		0-3	0-2	0-0	2	1	3	4	0	1	3	0	0	14
20	Bertz,Frank		1-4	1-4	1-2	0	2	2	1	4	1	1	0	2	14
21	Brown,Chad		0-4	0-0	0-0	1	0	1	2	0	0	0	0	0	11
	Team					0	4	4							
	Totals		20-55	9-25	13-14	11	27	38	18	62	12	18	0	5	200

FG % 1st Half: 11-24 45.8% 2nd half: 9-31 29.0% Game: 20-55 36.4% Deadball Rebounds 2  
 3FG % 1st Half: 5-10 50.0% 2nd half: 4-15 26.7% Game: 9-25 36.0%  
 FT % 1st Half: 7-7 100.0 2nd half: 6-7 85.7% Game: 13-14 92.9%

Temple 67 • 23-8, 13-5

##	Player	Total		3-Ptr		Rebounds			PF	TP	A	TO	Blk	Stl	Min
		FG-FGA	FT-FTA	FG-FGA	FT-FTA	Off	Def	Tot							
01	Rose,Quinton	f	4-10	1-4	2-3	0	3	3	2	11	1	3	0	1	36
04	Moorman II,J.P.	f	3-9	2-5	2-2	1	4	5	1	10	4	0	0	3	28
24	Aflakpi,Ernest	c	1-2	0-0	3-4	1	4	5	3	5	2	1	0	2	23
10	Alston, Jr.,Shizz	g	7-16	2-8	5-6	0	1	1	3	21	6	4	1	0	39
15	Pierre-Louis,Nate	g	3-4	0-1	1-2	0	3	3	0	7	0	2	1	2	33
00	Moore II,Alani		0-2	0-0	0-0	0	0	0	0	0	0	0	0	0	12
21	Hamilton,Justyn		5-8	0-0	3-3	1	1	2	1	13	0	1	0	0	16
22	Perry,DeVondre		0-1	0-0	0-0	0	1	1	0	0	0	0	0	0	13
	Team					0	6	6							
	Totals		23-52	5-18	16-20	3	23	26	10	67	13	11	2	8	200

FG % 1st Half: 13-32 40.6% 2nd half: 10-20 50.0% Game: 23-52 44.2% Deadball Rebounds 3  
 3FG % 1st Half: 4-11 36.4% 2nd half: 1-7 14.3% Game: 5-18 27.8%  
 FT % 1st Half: 5-5 100.0 2nd half: 11-15 73.3% Game: 16-20 80.0%

Officials: Sean Casady,Bill Ek,Anthony Jordan  
 Technical fouls: UCF-None. Temple-None.  
 Attendance: 9951

Score by periods	1st	2nd	Total
UCF	34	28	62
Temple	35	32	67

Last FG - UCF 2nd-00:19, TU 2nd-01:18.  
 Largest lead - UCF by 8 1st-17:58, TU by 8 2nd-01:18.  
 UCF led for 14:34, TU led for 14:56. Game was tied for 10:27.

Points	In	Off	2nd	Fast	Bench
UCF	Paint	T/O	Chance	Break	
UCF	12	9	11	6	4
TU	30	23	6	10	13

Score tied - 10 times.  
Lead changed - 11 times.