



# GAME 24 • UCF VS MEMPHIS

Director, Strategic Communications: Daniel Forcella | Cell: (207) 650-6790 | Email: dforcella@athletics.ucf.edu

Assistant Director, Strategic Communications: Kelly Cartner | Cell: (248) 978-5201 | Email: kcartner@athletics.ucf.edu

## GAME INFORMATION

Date .....Saturday, Feb. 16  
 Time ..... 6 p.m.  
 Site .....Orlando, Fla.  
 Stadium .....CFE Arena  
 Capacity ..... 10,000  
 TV ..... ESPN2  
 Play-by-Play .....Matt Schick  
 Analyst.....Mark Adams  
 Radio .....FM96.9/AM740 The Game  
 Play-by-Play ..... Marc Daniels  
 Analyst..... Taylor Young  
 Twitter ..... @UCF\_MBB  
 Hashtag..... #ChargeOn

## SCHEDULE/RESULTS

<b>O29</b>	<b>Flagler&amp;</b>		<b>W, 86-69</b>
<b>N6</b>	<b>Rider</b>	<b>ESPN3</b>	<b>W, 84-70</b>
<b>N11</b>	<b>FAU</b>	<b>ESPN3</b>	<b>L, 80-79</b>
<b>N15</b>	vs. Cal State Fullerton#	ESPN3	W, 68-52
<b>N16</b>	vs. Saint Joseph's#	ESPN2	W, 77-57
<b>N18</b>	vs. Western Kentucky#	ESPN2	W, 78-62
<b>N24</b>	<b>Northern Kentucky</b>	<b>ESPN3</b>	<b>W, 66-53</b>
<b>N29</b>	<b>Alabama</b>	<b>ESPNU</b>	<b>W, 70-64</b>
<b>D2</b>	at Missouri	ESPNU	L, 64-62 (ot)
<b>D8</b>	<b>Grambling</b>	<b>ESPN3</b>	<b>W, 70-45</b>
<b>D11</b>	<b>Georgia Southern</b>	<b>ESPN3</b>	<b>W, 95-88</b>
<b>D16</b>	<b>Stetson</b>	<b>ESPN3</b>	<b>W, 90-65</b>
<b>D21</b>	<b>Illinois State</b>	<b>ESPN3</b>	<b>W, 77-56</b>
<b>J2</b>	<b>Temple*</b>	<b>ESPNNews</b>	<b>W, 78-73</b>
<b>J5</b>	at UConn*	ESPNNews	W, 65-53
<b>J13</b>	<b>ECU*</b>	<b>ESPNU</b>	<b>W, 76-65</b>
<b>J16</b>	at Wichita State*	CBSSN	L, 75-67
<b>J19</b>	<b>Tulsa*</b>	<b>ESPNU</b>	<b>W, 64-62</b>
<b>J23</b>	at Tulane*	ESPN3	W, 75-50
<b>J27</b>	at Memphis*	CBSSN	L, 77-57
<b>J31</b>	<b>UConn*</b>	<b>ESPNU</b>	<b>W, 73-67</b>
<b>F7</b>	<b>#12/12 Houston*</b>	<b>CBSSN</b>	<b>L, 77-68</b>
<b>F10</b>	at SMU*	ESPNNews	W, 71-65
<b>F13</b>	<b>S. Florida*</b>	<b>ESPNNews</b>	<b>W, 78-65</b>
<b>F16</b>	<b>Memphis*</b>	<b>ESPN2</b>	<b>6 p.m.</b>
<b>F21</b>	at Cincinnati*	ESPN2	7 p.m.
<b>F24</b>	<b>SMU*</b>	<b>CBSSN</b>	<b>12 p.m.</b>
<b>F27</b>	at S. Florida*	ESPN3	7 p.m.
<b>M2</b>	at Houston*	ESPN/2/U	4 p.m.
<b>M7</b>	<b>Cincinnati*</b>	<b>ESPN/2</b>	<b>7 p.m.</b>
<b>M9</b>	at Temple*	ESPN2/News	4 p.m.
<b>M14</b>	AAC First Round%	TBD	TBD
<b>M15</b>	AAC Quarterfinals%	TBD	TBD
<b>M16</b>	AAC Semifinals%	TBD	TBD
<b>M17</b>	AAC Finals%	TBD	TBD

\* American Athletic Conference contest  
 & Exhibition contest  
 # Myrtle Beach Invitational  
 % American Athletic Conference Tournament  
 All times Eastern



## UCF KNIGHTS (18-5, 8-3)

Head Coach: Johnny Dawkins (Duke, 1986)

Record at UCF: 61-30 (3rd Season)

Overall Record: 217-145 (11th Season)



## MEMPHIS TIGERS (15-10, 7-5)

Head Coach: Penny Hardaway (Memphis, 2003)

Record at Memphis: 15-10 (1st Season)

Overall Record: 15-10 (1st Season)

## UCFACTS

### SETTING THE SCENE

- The Knights look for their third straight win on Saturday, as Memphis makes the return trip to Orlando after defeating UCF 77-57 at FedEx Forum back on Jan. 27.
- UCF won on the road at SMU and then topped South Florida at home to improve to 18-5 overall and 8-3 in American Athletic Conference action.
- The Knights are in third place in The American standings and will look to stay there against the Tigers, who are two games back at 7-5.
- At 18-5, it is UCF's best 23-game start since the 2003-04 campaign and at 8-3 in league play, it's the Knights' best ever 11-game start to AAC action.

### MEETING WITH MEMPHIS, PART 2

- The Tigers took care of business at home back on Jan. 27, winning by 20 over the visiting Knights, giving Memphis a 15-1 advantage in the series in games played in Bluff City.
- Prior to the game earlier this season, UCF had won four in a row against Memphis.
- Since the Tigers' win, they have gone 2-3 with wins over UConn and ECU and losses against Tulsa, South Florida and Cincinnati.
- The Knights, meanwhile, have gone 3-1 since the loss, with their only defeat coming to then No. 12 Houston.

### BACK-TO-BACK VICTORIES

- Following the loss to No. 12 Houston, the Knights have won back-to-back games, taking care of SMU on the road, 71-65, and topping South Florida at home, 78-65.
- Aubrey Dawkins led UCF to the win in Dallas, scoring a season-high 26 points on 9-of-12 shooting from the field.
- It was Tacko Fall leading the way in the win over the Bulls, scoring a season-high 21 points with nine rebounds and five blocked shots. Fall set a UCF record with 21 free throw attempts.
- The Knights shot over 50 percent from the field in both games and held their opponents to under 40 percent shooting in both.

### OFFENSIVE EFFICIENCY

- Known for their defense the last few years under Johnny Dawkins, the Knights have been extremely efficient offensively in 2018-19.
- UCF is only seventh in The American with 73.4 points per game, but the Knights lead the league in field goal percentage, shooting 47.1 percent from the floor.
- The Knights have shot over 50 percent nine times and under 40 percent just twice this season.
- In the win over Temple on Jan. 2, the Knights shot a season-high 60.4 percent from the field.

## A UCF WIN WOULD

- Be better than a loss
- Match last year's overall and conference win total with six regular season games to play
- Give the Knights their sixth ever win over Memphis, but the fifth in last six meetings
- Be the program's best 24-game start since going 20-4 to start the 2003-04 season
- Give the Knights a 9-3 record in the AAC, their best since joining the league

## RECORD BREAKDOWN

Overall .....	18-5
The American .....	8-3
Non-Conference .....	10-2
Home .....	12-2
Away .....	3-3
Neutral.....	3-0

Twitter: @UCF\_MBB | Instagram: UCF.MBB | Facebook: /UCFMensBasketball



### BY THE NUMBERS

KNIGHTS		TIGERS
73.4	POINTS	81.7
64.6	DEFENSE	76.4
+8.8	MARGIN	+5.3
47.1	FG%	45.9
39.4	FG% DEFENSE	43.6
6.7	THREES	7.4
35.0	3FG%	32.9
32.1	3FG% DEFENSE	33.2
62.7	FT%	70.7
+1.4	REB MARGIN	+2.0
13.5	ASSISTS	15.9
11.5	TOs	15.5
1.2	AST-TO	1.0
6.2	STEALS	8.5
4.8	BLOCKS	3.7

### SERIES INFORMATION

Overall:..... Memphis, 22-5  
 in Memphis:..... Memphis, 15-1  
 in Orlando:..... Memphis, 7-3  
 at Neutral location:.....UCF, 1-0  
 Streak:.....Memphis won 1  
 Last meeting:..... Memphis 77, UCF 57  
 .....Jan. 27, 2019  
 Last UCF win:..... UCF 68, Memphis 64  
 .....Feb. 11, 2018

UCF and Memphis have played 27 times with Memphis holding a strong 22-5 advantage in the all-time series between the two teams. However, the Knights have had an advantage in the matchup as of late, winning four of the last five.

The two teams first met in 1973, the first of three games in the 70s, as the Tigers won 124-75. They didn't square off again until 2006, as Memphis continued its success extending its unbeaten streak against UCF to 10 through the 2010-11 season.

UCF got its first ever win over Memphis on Jan. 18, 2012 at CFE Arena, but then lost its next 11 games against the Tigers through Jan. 22, 2017.

The Knights then held the advantage, winning at home and in the American Athletic Conference Tournament in 2017 and then sweeping the home-and-home series last season, earning the program's first ever win at Memphis on Feb. 11, 2018. The Tigers won in Memphis earlier in the season to snap UCF's win streak.

### KNIGHT NOTES

#### DOMINATING DEFENSE

- It's the defense that has dominated under Dawkins though, holding opponents to a combined 38.10 percent from the floor the previous two seasons, which led the nation during that time.
- Only two teams in the nation were ranked in the top six in scoring defense in both 2016-17 and 2017-18, UCF and Virginia.
- The Knights led the nation in defensive field goal percentage in 2016-17, holding opponents to 36.5 percent, and in 2017-18 they ranked third in the nation in scoring defense at 61.7.
- UCF ranks second in The American in field goal percentage defense (39.4) and third in scoring defense (64.6), having held seven opponents to less than 60 points.
- The Knights are 9-0 when allowing 63 points or less and 7-0 when holding opponents to less than 36 percent shooting from the field.

#### HOLDING THE LEAD

- The veteran group for UCF has been solid in holding a lead in 2018-19.
- UCF is a perfect 18-0 when leading with two minutes remaining in the game.
- Conversely, the Knights are 0-5 when tied or trailing with two minutes left on the clock.

#### TAKING CARE OF THE BALL

- UCF is one of the best in the nation at not turning the ball over, ranking 18th in all of NCAA Division I with just 267 turnovers.
- With 11.7 turnovers per game, the Knights would destroy the program record for fewest turnovers per game in a season if it ended today (13.0).
- UCF has had five games this season with single digit turnovers, including a season-best of six against Stetson.

#### TACKO TIME

- Tacko Fall leads The American and ranks ninth in the nation with 2.7 blocks per game.
- He also leads the league with a 75.6 field goal percentage and would lead the nation if he made enough field goals per game to qualify.
- Accumulating 258 blocks in his career, Fall has taken over the all-time lead in career blocks at UCF, passing Keith Clanton (227).
- The 7-foot-6 center was named to the Myrtle Beach Invitational's All-Tournament Team and was on the Kareem Abdul-Jabbar Award Preseason Watch List for the nation's best center.
- The Knights are 13-1 this season when Fall scores in double figures.
- Fall became the 20th member of UCF's 1,000-Point Club with 13 points against Houston.
- In the win over South Florida, Fall scored a season-high 21 points and set a UCF record with 21 free throw attempts.

#### FALL FACTS

- Among the 40 tallest living human beings in the world.
- At 7-foot-6, he is the tallest player in NCAA Division I basketball and taller than any NBA player.
- Hand Length: 10.5 inches | Wingspan: 8 feet, 4 inches | Shoe Size: 22
- Successfully won all 23 tipoffs this season and each of the last 27 dating back to last season.

#### AWESOME AUBREY

- Aubrey Dawkins has been named the American Athletic Conference Player of the Week twice, and earned American Weekly Honor Roll accolades once this season.
- He is currently second on the team and 13th in The American with 15.3 points per game.
- Dawkins is also second on the team 5.2 rebounds per game.
- His 78.1 percent mark from the free throw line leads the Knights and ranks eighth in the AAC.
- Dawkins scored in double figures in his first 18 games as a Knight, the first player to do so in UCF's Division I era, and has scored in double figures in 21 of 23 games this season.
- He went for a season-high 26 points on 9-of-12 shooting in Sunday's win at SMU.

#### BIG SHOT BARRY

- BJ Taylor has led UCF in scoring each of his three seasons on the court, and now his 16.5 points per game leads the Knights and ranks ninth in The American in 2018-19.
- The Orlando native was named the Preseason Player of the Year and Preseason First Team All-Conference in The American.
- If he continues pace, Taylor could become the first player in UCF's D1 era to average 15+ points per game in three consecutive seasons.
- With a knack of getting to the line, Taylor ranks fourth all-time at UCF with 403 free throws and is 23rd in the nation this season with 134 free throws made.
- He also ranks eighth all-time with 295 assists and 10th with 161 three-pointers.
- Over the last three games, Taylor has totaled 21 assists and just three turnovers.



## QUICK FACTS

### UCF INFORMATION

Location	Orlando, Fla.
Founded	1963
Enrollment	67,000+
Nickname	Knights
Colors	Black and Gold
Conference	American Athletic
President	Dr. Dale Whittaker
Director of Athletics	Dr. Daniel J. White
Athletics Phone	(407) 823-2261
Ticket Office Phone	(407) 823-1000

### CFE ARENA

Capacity	10,000
Year Opened	2007
Press Row Phone	(407) 823-2477

### BASKETBALL HISTORY

First Year of Basketball	1969-70
First Year in Division I	1984-85
First Year in AAC	2013-14
All-Time Record	757-618/810-618*
NCAA Tournaments/Last	Four/2005

\*2008-09 (17-14), 2009-10 (15-17), 2010-11 (21-12)  
victories were vacated due to NCAA sanctions

### TEAM INFORMATION

2017-18 Record	19-13
Conference Record/Finish	9-9/6th
Home Record	12-4
Road Record	5-7
Neutral Record	2-2
Conference Tournament	Quarterfinals
Postseason	--
Starters Returning/Lost	4/1
Letterwinners Returning/Lost	9/2
Newcomers	6

### STRATEGIC COMMUNICATIONS

Director (MBB, Primary)	Daniel Forcella
Office Phone	(407) 823-2142
Cell Phone	(207) 650-6790
Email	dforcella@athletics.ucf.edu
Assistant Director (MBB, Secondary)	Kelly Cartner
Office Phone	(407) 823-6489
Email	kcartner@athletics.ucf.edu
Mailing Address	Spectrum Stadium 4465 Knights Victory Way Orlando, FL 32816
Website	www.UCFKnights.com
Twitter	@UCF_MBB
Instagram	UCF.MBB
Facebook	/UCFMensBasketball

## KNIGHT NOTES

### TAYLOR ALREADY IN THE CLUB

- Taylor became the 19th player in UCF history to join the 1,000-Point Club when he achieved the feat Feb. 21, 2018 at Tulsa.
- Taylor scored 1,000 points in just 66 games, believed to be the third fastest in UCF's Division I history behind Ken Leeks (1988-92) and Darryl Davis (1991-95).
- He now has 1,472 in his career, passing former teammate Matt Williams, Marcus Jordan and most recently D'Quarius Stewart for ninth place in program history.
- Taylor is one of just four players in UCF history to rank in the top 10 in program history in both points and assists.

### BATTLING ON THE BOARDS

- The Knights hold a slight +1.4 advantage in rebounds over their opponents, but when they're doing it well it leads to wins.
- UCF is 14-0 on the season when outrebounding its opponent, and 16-0 when matching or bettering its opponent's rebound total.
- The Knights rank fifth in the league with 36.8 rebounds per game, but are just eighth in rebounding defense, allowing 35.4 per contest.

### MR. SMITH GOES TO THE HOLE

- Collin Smith has been a key contributor in his first season on the court for the Knights, starting all but one game.
- The 6-foot-11 versatile forward is fourth on the team with 8.3 points per game and second with 5.2 rebounds per contest.
- After starting the year 13-of-30, has shot 37-of-47 (78.7%) from the free throw line since Dec. 2
- Scored a season-high 18 points, dished out a career-high five assists and grabbed 10 boards for his third double-double of the season in the win at SMU.

### TERRELL TERRIFIC

- Terrell Allen has had a stellar 2018-19 campaign, averaging 7.1 points and ranking seventh in The American with 4.0 assists per game.
- Allen also ranks fourth in the league and 28th in the nation with a 2.9 assist-to-turnover ratio.
- He has had at least four assists in all but seven games this season.
- Allen is shooting lights out beyond the arc, converting 21 of his 45 attempts on the year.
- The point guard had a career day in the win over Saint Joseph's in the semifinal of the Myrtle Beach Invitational, scoring a career-high 22 points on a career-best four three-pointers.

### BEATEN BY BUZZER

- The Knights are 18-5 on the season, but two of their five losses came from buzzer-beaters.
- The Black and Gold's first loss was to FAU as an Owl airball led to a buzzer-beating putback with no time on the clock.
- The team's second non-conference defeat was on the road at Missouri, which needed a three-pointer with no time left on the clock to send the game into overtime.

### FASTEST TO FIFTY

- With the win over Grambling State, Johnny Dawkins eclipsed 50 victories as the head coach at the University of Central Florida.
- He is the fastest head coach to 50 wins in UCF's Division I era.
- Dawkins has won 217 games in his career overall.

### LIVING IN THE 90S

- UCF scored 90 or more points in back-to-back wins over Georgia Southern and Stetson, putting up 95 against Georgia Southern and 90 in the victory over Stetson.
- It marked the first time the Knights had put up 90 points in back-to-back games since the 2013-14 season.
- The 95 points against Georgia Southern were the most ever for a Johnny Dawkins coached UCF team and the most by any Knights team since putting up 101 against Bethune-Cookman on Dec. 22, 2015.

## RECORD BY LINEUP

GUARD	GUARD	GUARD	FORWARD	CENTER	RECORD
Terrell Allen	B.J. Taylor	Aubrey Dawkins	Collin Smith	Tacko Fall	17-5
Terrell Allen	B.J. Taylor	Aubrey Dawkins	Chad Brown	Tacko Fall	1-0



LAST TIME VS. MEMPHIS

MEMPHIS 77 • UCF 57
JANUARY 27 • MEMPHIS, TENN.

Official Basketball Box Score -- Game Totals -- Final Statistics
UCF vs Memphis
01/27/19 3:00 pm at Memphis, Tenn.

UCF 57 • 15-4; (5-2)

Box score table for UCF vs Memphis, showing player stats like FG-FGA, 3-Ptr, Rebounds, PF, TP, A, TO, Blk, Stl, Min.

FG % 1st Half: 12-26 46.2% 2nd half: 10-32 31.3% Game: 22-58 37.9%
3FG % 1st Half: 3-10 30.0% 2nd half: 3-16 18.8% Game: 6-26 23.1%
FT % 1st Half: 1-3 33.3% 2nd half: 6-11 54.5% Game: 7-14 50.0%

Memphis 77 • 13-7; (5-2)

Box score table for Memphis vs UCF, showing player stats like FG-FGA, 3-Ptr, Rebounds, PF, TP, A, TO, Blk, Stl, Min.

FG % 1st Half: 13-32 40.6% 2nd half: 16-33 48.5% Game: 29-65 44.6%
3FG % 1st Half: 3-12 25.0% 2nd half: 5-12 41.7% Game: 8-24 33.3%
FT % 1st Half: 9-11 81.8% 2nd half: 2-3 66.7% Game: 11-14 78.6%

Officials: Keith Kimble, Gerry Pollard, Doug Sirmons
Technical fouls: UCF-None, Memphis-None.
Attendance: 17046

Score by periods table with columns for 1st, 2nd, and Total.

Points in paint table with columns for In, Off, 2nd, Fast, Bench.

Last FG - UCF 2nd-01:33, MEM 2nd-00:51.
Largest lead - UCF None, MEM by 23 2nd-04:45.
UCF led for 00:00, MEM led for 38:21. Game was tied for 01:32.

Score tied - 1 time.
Lead changed - 0 times.



GAME RECAP

MEMPHIS (UCFKnights.com) – The UCF men’s basketball team’s streak of four straight wins over Memphis came to an end on Sunday, as the Tigers defeated the Knights 77-57 at the FedEx Forum in American Athletic Conference action.

“I didn’t think we defended the way we’re capable of,” UCF head coach Johnny Dawkins said after the game. “Give them a lot of credit. They played with a lot of confidence. Offensive rebounds for them were huge.”

The Tigers (13-7, 5-2) out-rebounded the Knights (15-4, 5-2) 46-28 and grabbed 21 offensive boards in the game. Memphis turned that into 14 second chance points to help propel the Tigers to victory.

“We broke down on the ball a lot,” Dawkins said. “Guys were able to get by us too easily. That’s not our defense. We’ve been playing better on the ball.”

UCF couldn’t get anything going offensively, shooting just 37.9 percent for the game and 23.1 percent from three-point range. The Knights were also just 7-of-14 from the free throw line.

“You’re going to have off days shooting the basketball and we did,” Dawkins said. “We didn’t make shots that we normally make and that’s just part of the game. We have to be tough enough defensively to withstand it.”

Memphis used a balanced attack on offense, putting four in double figures, including 14 from Tyler Harris off the bench. Mike Parks also added 13 points and seven rebounds, while Raynere Thornton turned in a double-double with 11 points and 11 boards.

BJ Taylor led UCF with 10 points in the defeat. He was the only Knight in double figures.

“This is a tough, tough loss for us, but we have to go home and regroup,” Dawkins said. “This is a great league. Everybody’s going to play well. You have to bring your A-Game.”





## NUMERICAL ROSTER

No.	Name	Pos.	Ht.	Wt.	Pos.	Hometown/High School/Last College
0	Yuat Alok*	C	6-11	225	Jr.	Auckland, New Zealand/Impact Academy [Fla.]/Chipola CC/TCU
1	BJ Taylor	G	6-2	195	r-Sr.	Orlando, Fla. (Boone)
2	Terrell Allen	G	6-3	185	r-Jr.	Upper Marlboro, Md. (DeMatha Catholic/Drexel)
3	Dre Fuller Jr.	G	6-5	210	Fr.	Fayetteville, N.C. (Admiral Farragut [Fla.])
4	Cesar DeJesus	G	6-2	190	r-So.	West New York, N.J. (Mt. Zion Prep [Md.])
5	Myles Douglas	F	6-8	215	So.	Edgewood, Md. (Aberdeen)
10	Dayon Griffin	G	6-4	210	r-Sr.	St. Petersburg, Fla. (St. Petersburg/Louisiana Tech)
12	Xavier Grant	G	6-3	180	Fr.	Fort Lauderdale, Fla. (American Heritage)
13	Levy Renaud	G	6-2	180	Fr.	Fort Lauderdale, Fla. (NSU University School)
14	Ibrahim Famouke Doumbia*	F	6-7	205	So.	Bamako, Mali (Miami Country Day/South Carolina)
15	Aubrey Dawkins	G	6-6	205	r-Jr.	Durham, N.C. (New Hampton Prep [N.H.]/Michigan)
20	Frank Bertz	G	6-5	180	Jr.	Hesperia, Calif. (Sultana/East Los Angeles College)
21	Chad Brown	F	6-9	245	Sr.	Deltona, Fla. (Deltona)
22	Chance McSpadden	G	6-4	185	r-Jr.	Winter Haven, Fla. (Winter Haven)
24	Tacko Fall	C	7-6	310	Sr.	Dakar, Senegal (Liberty Christian Prep [Fla.])
25	Ryan Anders	F	6-6	220	Fr.	Tampa, Fla. (Wharton)
31	Anthony Catotti	G	6-4	200	r-Sr.	Oviedo, Fla. (Seminole)
35	Collin Smith	F	6-11	240	r-So.	Jacksonville, Fla. (Bolles School/George Washington)

\*ineligible for 2018-19 due to NCAA transfer rules


**Head Coach:** Johnny Dawkins (Duke, 1986), Third Year  
**Assistant Coach:** Kevin Norris (Miami, 1998), Third Year  
**Assistant Coach:** Vince Taylor (Duke, 1982), Second Year  
**Assistant Coach:** Robbie Laing (Troy, 1982), Third Year  
**Director of Operations:** Jimmy Drew (DePaul, 2011), Third Year  
**Director of Player Development:** Kelvin Johnson (Richmond, 1985), Second Year  
**Video Coordinator:** Jaycob Ammerman (Flagler, 2013), Third Year  
**Director of Sports Performance:** Alex Parr (Maryland, 2006), Third Year  
**Athletic Trainer:** Jarrett Schweim (Florida, 2006), Fifth Year  
**Equipment Manager:** John Whitford (Manchester, 1995), 16th Year



**B.J. TAYLOR**  
 #1 • G • r-Sr. • 6-2  
 Orlando, Fla.



**TERRELL ALLEN**  
 #2 • G • r-Jr. • 6-3  
 Upper Marlboro, Md.



**DRE FULLER JR.**  
 #3 • G • Fr. • 6-5  
 Fayetteville, N.C.



**CEASAR DEJESUS**  
 #4 • G • r-So. • 6-2  
 West New York, N.J.



**MYLES DOUGLAS**  
 #5 • F • So. • 6-8  
 Edgewood, Md.



**DAYON GRIFFIN**  
 #10 • G • r-Sr. • 6-4  
 St. Petersburg, Fla.




**AUBREY DAWKINS**  
 #15 • G • r-Jr. • 6-6  
 Durham, N.C.



**FRANK BERTZ**  
 #20 • G • Jr. • 6-5  
 Hesperia, Calif.




**CHAD BROWN**  
 #21 • F • Sr. • 6-9  
 Deltona, Fla.



**CHANCE MCSPADDEN**  
 #22 • G • r-Jr. • 6-4  
 Winter Haven, Fla.



**TACKO FALL**  
 #24 • C • Sr. • 7-6  
 Dakar, Senegal



**COLLIN SMITH**  
 #35 • F • r-So. • 6-11  
 Jacksonville, Fla.



**JOHNNY DAWKINS**  
 Head Coach  
 Third Season

## ALPHABETICAL

No.	Name	Yr.
2	Terrell Allen	r-Jr.
0	Yuat Alok	Jr.
25	Ryan Anders	Fr.
20	Frank Bertz	Jr.
21	Chad Brown	Sr.
31	Anthony Catotti	r-Sr.
15	Aubrey Dawkins	r-Jr.
4	Cesar DeJesus	r-So.
5	Myles Douglas	So.
14	Ibrahim Famouke Doumbia	So.
24	Tacko Fall	Sr.
3	Dre Fuller Jr.	Fr.
12	Xavier Grant	Fr.
10	Dayon Griffin	r-Sr.
22	Chance McSpadden	r-Jr.
13	Levy Renaud	Fr.
35	Collin Smith	r-So.
1	B.J. Taylor	r-Sr.

## PRONUNCIATIONS

tuh - RELL, Allen  
 YOO - at, A - lock  
 Anthony, kuh - tah - dee  
 SEE - zurr, duh - HAY - zeus  
 TACO, Fall  
 EE - bruh - heem, fuh - MOO - kay, DOOM - bee - uh  
 DAY - on, Griffin  
 LEV - ee, ray - NO

## BY LOCATION

California		
20	Frank Bertz	Jr.
Florida		
25	Ryan Anders	Fr.
21	Chad Brown	Sr.
30	Anthony Catotti	r-Sr.
12	Xavier Grant	Fr.
10	Dayon Griffin	r-Sr.
22	Chance McSpadden	r-Jr.
13	Levy Renaud	Fr.
35	Collin Smith	r-So.
1	B.J. Taylor	r-Sr.
International		
0	Yuat Alok	Jr.
14	Ibrahim Famouke Doumbia	So.
24	Tacko Fall	Sr.
Maryland		
2	Terrell Allen	r-Jr.
5	Myles Douglas	So.
New Jersey		
4	Cesar DeJesus	r-So.
North Carolina		
15	Aubrey Dawkins	r-Jr.
3	Dre Fuller Jr.	Fr.

## BY CLASS

Freshman (4)		
25	Ryan Anders	Fr.
3	Dre Fuller Jr.	Fr.
12	Xavier Grant	Fr.
13	Levy Renaud	Fr.
Sophomores (4)		
4	Cesar DeJesus	r-So.
5	Myles Douglas	So.
14	Ibrahim Famouke Doumbia	So.
35	Collin Smith	r-So.
Juniors (5)		
2	Terrell Allen	r-Jr.
0	Yuat Alok	Jr.
15	Aubrey Dawkins	r-Jr.
22	Chance McSpadden	r-Jr.
20	Frank Bertz	Jr.
Seniors (5)		
21	Chad Brown	Sr.
30	Anthony Catotti	r-Sr.
24	Tacko Fall	Sr.
10	Dayon Griffin	r-Sr.
1	B.J. Taylor	r-Sr.



## THE AMERICAN

### STANDINGS

School	AAC	Overall	Streak
Houston	10-1	23-1	W8
Cincinnati	9-2	20-4	L1
<b>UCF</b>	<b>8-3</b>	<b>18-5</b>	<b>W2</b>
Temple	8-4	18-7	W1
South Florida	7-5	17-7	L1
Memphis	7-5	15-10	W2
Wichita State	5-6	12-11	W4
Tulsa	4-7	14-10	W1
UConn	4-7	13-11	L2
SMU	4-8	12-12	L5
ECU	2-10	9-15	L4
Tulane	0-10	4-18	L12

\*through games played 2/13/19

### STATISTICAL LEADERS

Scoring	Team	PPG
1. Jarron Cumberland	Cincinnati	19.0
2. Markis McDuffie	Wichita	18.9
3. Shizz Alston Jr.	Temple	18.5
4. Jahmal McMurray	SMU	17.7
5. Jayden Gardner	ECU	17.5
6. Jeremiah Martin	Memphis	17.1
7. Jalen Adams	UConn	17.0
8. Quinton Rose	Temple	16.6
<b>9. BJ Taylor</b>	<b>UCF</b>	<b>16.5</b>
10. Caleb Daniels	Tulane	15.7

Rebounding	Team	RPG
1. Alexis Yetna	USF	9.9
2. Jayden Gardner	ECU	8.6
3. Samir Sehic	Tulane	7.6
4. Ernest Aflakpui	Temple	7.1
5. Kyvon Davenport	Memphis	7.0
<b>6. Tacko Fall</b>	<b>UCF</b>	<b>7.0</b>

Field Goal Percentage	Team	Per.
<b>1. Tacko Fall</b>	<b>UCF</b>	<b>75.6</b>
2. Josh Carlton	UConn	61.6
3. Martins Igbanu	Tulsa	57.7
4. Alexis Yetna	USF	54.8
5. Jaime Echenique	Wichita	53.3

Blocked Shots	Team	BPG
<b>1. Tacko Fall</b>	<b>UCF</b>	<b>2.7</b>
2. Brison Gresham	Houston	1.5
Josh Carlton	UConn	1.5
4. Nysier Brooks	Cincinnati	1.5
5. Jaime Echenique	Wichita	1.5

Assist-to-Turnover	Team	Ratio
1. Justin Jenifer	Cincinnati	4.6
2. Jimmy Whitt Jr.	SMU	3.2
3. Galen Robinson	Houston	3.0
<b>4. Terrell Allen</b>	<b>UCF</b>	<b>3.0</b>
5. Shizz Alston Jr.	Temple	2.1

through games played 2/13/19

## PRESEASON HONORS

### FIRST TEAM

Jalen Adams	Sr.	Guard	UConn
Jarron Cumberland	Jr.	Guard	Cincinnati
Jeremiah Martin	Sr.	Guard	Memphis
Quinton Rose	Jr.	Guard	Temple
B.J. Taylor	r-Sr.	Guard	UCF

### SECOND TEAM

Corey Davis Jr.	Sr.	Guard	Houston
Tacko Fall	Sr.	Center	UCF
Jarrey Foster	Sr.	Guard	SMU
Markis McDuffie	Sr.	Forward	Wichita State
Jahmal McMurray	Sr.	Guard	SMU
Sterling Taplin	Sr.	Guard	Tulsa

### PLAYER OF THE YEAR

B.J. Taylor	r-Sr.	Guard	UCF
-------------	-------	-------	-----

### FRESHMAN OF THE YEAR

Nate Hinton	Fr.	Guard	Houston
-------------	-----	-------	---------

### Rank Team (First Place Votes) Points

1. UCF (6)	114
2. Cincinnati (3)	107
3. Houston (2)	103
4. Memphis (1)	85
5. UConn	75
6. Temple	74
7. SMU	63
8. Wichita State	60
9. Tulsa	48
10. Tulane	23
11. ECU	22
12. S. Florida	18

## WEEKLY HONORS

### Player of the Week

Nov. 12 - Shizz Alston Jr.	Senior	Guard	Temple
Nov. 12 - Markis McDuffie	Senior	Forward	Wichita State
<b>Nov. 19 - Aubrey Dawkins</b>	<b>Junior</b>	<b>Guard</b>	<b>UCF</b>
Nov. 26 - Jarron Cumberland	Junior	Guard	Cincinnati
Dec. 3 - Armoni Brooks	Junior	Guard	Houston
Dec. 10 - DaQuan Jeffries	Senior	Guard	Tulsa
Dec. 17 - Shizz Alston Jr.	Junior	Guard	Temple
Dec. 17 - Galen Robinson Jr.	Junior	Guard	Houston
Dec. 24 - Jarron Cumberland	Junior	Guard	Cincinnati
<b>Jan. 7 - Aubrey Dawkins</b>	<b>Junior</b>	<b>Guard</b>	<b>UCF</b>
Jan. 14 - Nate Pierre-Louis	Sophomore	Guard	Temple
Jan. 21 - Jarron Cumberland	Junior	Guard	Cincinnati
Jan. 28 - Jarron Cumberland	Junior	Guard	Cincinnati
Feb. 4 - Markis McDuffie	Senior	Forward	Wichita State
Feb. 11 - Corey Davis Jr.	Senior	Guard	Houston

### Rookie of the Week

Nov. 12 - Jayden Gardner	Freshman	Forward	ECU
Nov. 19 - Tyler Harris	Freshman	Guard	Memphis
Nov. 26 - Cedrick Alley Jr.	Freshman	Forward	Houston
Dec. 3 - Jayden Gardner	Freshman	Forward	ECU
Dec. 10 - Tyler Harris	Freshman	Guard	Memphis
Dec. 17 - Alexis Yetna	Freshman	Forward	South Florida
Dec. 24 - Alexis Yetna	Freshman	Forward	South Florida
Jan. 7 - Nate Hinton	Freshman	Forward	Houston
Jan. 14 - Jayden Gardner	Freshman	Forward	ECU
Jan. 14 - Alexis Yetna	Freshman	Forward	South Florida
Jan. 21 - Jayden Gardner	Freshman	Forward	ECU
Jan. 28 - Alexis Yetna	Freshman	Forward	South Florida
Feb. 4 - Jamarius Burton	Freshman	Guard	Wichita State
Feb. 11 - Cedrick Alley Jr.	Freshman	Forward	Houston

### UCF on the Honor Roll

<b>B.J. Taylor</b>	<b>Senior</b>	<b>Guard</b>	<b>Nov. 12</b>
<b>B.J. Taylor</b>	<b>Senior</b>	<b>Guard</b>	<b>Dec. 3</b>
<b>B.J. Taylor</b>	<b>Senior</b>	<b>Guard</b>	<b>Dec. 10</b>
<b>Aubrey Dawkins</b>	<b>Junior</b>	<b>Guard</b>	<b>Feb. 11</b>



TRENDS

Table with 2 columns: Trend Category and Value. Includes categories like 'Win the tip', 'Home games', 'Opponent Scores', etc.

THE LAST TIME

Table with 3 columns: Category, UCF, and Opponent. Lists various performance metrics and game results.

Table with 2 columns: Category and UCF Player. Lists specific player achievements and game statistics.



**RECORDS WATCH**

**Career Field Goal Percentage**

(min. 200 attempts)

1. <b>Tacko Fall (2015-present)</b>	<b>.740 (442-597)</b>
2. Willie Edison (1980-82)	.617 (246-399)
3. Tyrone Sparrow (1975-77)	.598 (158-264)
4. Jerry Prather (1974-78)	.584 (757-1,297)
5. Staphon Blair (2012-16)	.583 (215-369)

**Career Rebound Average**

1. Ed Fluitt (1971-73)	12.0
2. Ed Smith (1972-74)	9.9
3. Ruben Cotton (1979-81)	9.6
4. Ken Leeks (1988-92)	8.8
5. Jerry Prather (1974-78)	8.2
6. Keith Clanton (2009-13)	7.8
7. Lee Riley (1974-77)	7.7
8. <b>Tacko Fall (2015-present)</b>	<b>7.6</b>
9. Dan Faison (1983-85)	7.5
Don Mathis (1970-72)	7.5

**Career Blocks**

1. <b>Tacko Fall (2015-present)</b>	<b>258</b>
2. Keith Clanton (2009-13)	227
3. Ken Leeks (1988-92)	141
4. Paul Reed (2001-02)	127
5. Issac McKinnon (1979-83)	106
6. Staphon Blair (2012-16)	99
7. John Friday (1984-85, 86-87)	94
8. Josh Bodden (2000-04)	88
9. <b>Chad Brown (2015-present)</b>	<b>87</b>
10. Anthony Williams (2004-06)	86

**Career Rebounds**

1. Keith Clanton (2009-13)	1,000
2. Ken Leeks (1988-92)	942
3. Jerry Prather (1974-78)	849
4. <b>Tacko Fall (2015-present)</b>	<b>796</b>
5. Isaiah Sykes (2010-14)	764
6. Willy Belotte (1972-76)	698
7. Paul Reed (1999-02)	685
8. A.J. Davis (2015-18)	633
9. Dan Faison (1982-85)	626
10. Mario Lovett (1996-01)	608

**Career Free Throws**

1. Bo Clark (1975-77, 78-80)	456
2. Ken Leeks (1988-92)	413
3. Mike Clark (1969-73)	410
4. <b>BJ Taylor (2014-present)</b>	<b>403</b>
5. Keith Clanton (2009-13)	399
6. Marcus Jordan (2009-12)	350
7. Isaiah Sykes (2010-14)	335
8. A.J. Davis (2015-18)	319
9. Jermaine Taylor (2005-09)	308
10. Paul Reed (1999-02)	279

**Career Points**

1. Bo Clark (1975-77, 78-80)	2,866
2. Mike Clark (1969-73)	2,085
3. Jermaine Taylor (2005-09)	1,979
4. Jerry Prather (1974-78)	1,778
5. Ken Leeks (1988-92)	1,763
6. Keith Clanton (2009-13)	1,718
7. Isaiah Sykes (2010-14)	1,545
8. Darryl Davis (1991-95)	1,540
9. <b>BJ Taylor (2014-present)</b>	<b>1,472</b>
10. D'Quarius Stewart (1996-00)	1,387
<b>Tacko Fall (2015-present)</b>	<b>1,032</b>

**Career 3-Point Field Goals**

1. Matt Williams (2012-17)	274
2. Jermaine Taylor (2005-09)	251
3. Jason Thornton (1998-02)	220
4. Mike O'Donnell (2005-08)	195
5. Isaac Sosa (2008-11)	190
6. Josh Peppers (2003-07)	180
7. D'Quarius Stewart (1996-00)	175
Harry Kennedy (1995-97)	175
9. Ray Abellard (2001-03)	168
10. <b>BJ Taylor (2014-present)</b>	<b>161</b>

**Career Assists**

1. Sinua Phillips (1990-94)	531
2. Cory Perry (1996-00)	512
3. Al Miller (1999-03)	397
4. Mike Clark (1969-73)	361
5. Isaiah Sykes (2010-14)	336
6. Mike O'Donnell (2005-08)	319
7. Bo Clark (1975-77, 78-80)	302
8. <b>BJ Taylor (2014-present)</b>	<b>295</b>
9. Darryl Davis (1991-95)	294
10. Daiquan Walker (2012-16)	268

**Single-Season Field Goal Percentage**

(min. 100 attempts)

1. <b>Tacko Fall (2017-18)</b>	<b>.767 (79-103)</b>
2. <b>Tacko Fall (2018-19)</b>	<b>.756 (99-131)</b>
3. <b>Tacko Fall (2015-16)</b>	<b>.750 (96-128)</b>
4. <b>Tacko Fall (2016-17)</b>	<b>.715 (168-235)</b>
5. Davin Granberry (1997-98)	.672 (88-131)

**Single-Season Free Throws**

1. Marcus Jordan (2010-11)	165
2. Mike Clark (1970-71)	158
3. Bo Clark (1976-77)	144
4. Jermaine Taylor (2008-09)	138
5. <b>BJ Taylor (2018-19)</b>	<b>134</b>
Mike Clark (1971-72)	134
7. Ray Abellard (2002-03)	130
8. Bo Clark (1979-80)	129
9. <b>BJ Taylor (2016-17)</b>	<b>126</b>
Cleveland Jackson (1978-79)	126

**Single-Season Free Throw Attempts**

1. Mike Clark (1970-71)	225
2. Marcus Jordan (2010-11)	213
3. Isaiah Sykes (2013-14)	198
4. Isaiah Sykes (2012-13)	188
5. Ken Leeks (1991-92)	186
6. Mike Clark (1971-72)	185
7. Keith Clanton (2012-13)	177
8. Keith Clanton (2010-11)	176
9. <b>BJ Taylor (2016-17)</b>	<b>175</b>
10. <b>BJ Taylor (2018-19)</b>	<b>174</b>

**Single-Season Rebounds**

1. Ed Fluitt (1971-72)	364
2. <b>Tacko Fall (2016-17)</b>	<b>343</b>
3. Ruben Cotton (1979-80)	320
4. Dean Rossin (1980-81)	299
5. Ken Leeks (1990-91)	268

**Single-Season Rebound Average**

1. Ed Fluitt (1971-72)	14.0
2. Ruben Cotton (1979-80)	11.0
3. Dean Rossin (1980-81)	10.7
4. Ken Leeks (1990-91)	9.9
Wil Nix (1978-79)	9.9
6. <b>Tacko Fall (2016-17)</b>	<b>9.5</b>
7. Ed Smith (1973-74)	9.3
8. Ken Leeks (1989-90)	9.0
9. Paul Reed (2001-02)	8.9
Willy Belotte (1973-74)	8.9

**Single-Season Blocks**

1. <b>Tacko Fall (2016-17)</b>	<b>94</b>
2. John Friday (1986-87)	74
3. <b>Tacko Fall (2015-16)</b>	<b>70</b>
4. <b>Tacko Fall (2018-19)</b>	<b>63</b>
5. Keith Clanton (2012-13)	63
6. Keith Clanton (2010-11)	60
7. Keith Clanton (2011-12)	59
Tom Herzog (2010-11)	59
Isaac McKinnon (1983-84)	59
10. Paul Reed (2000-01)	56

**Single-Game Field Goal Percentage**

(min. 10 attempts)

1. <b>Tacko Fall</b>	<b>1.000 (10-10)</b>
Eddie Rhodes	1.000 (10-10)
Jerry Prather	1.000 (10-10)
4. Keith Clanton	.933 (14-15)
5. <b>Tacko Fall</b>	<b>.917 (11-12)</b>
6. <b>Tacko Fall</b>	<b>.917 (11-12)</b>
7. <b>Tacko Fall</b>	<b>.909 (10-11)</b>
9. A.J. Davis	.900 (9-10)
Keith Clanton	.900 (9-10)
Josh Peppers	.900 (9-10)
Anthony Williams	.900 (9-10)
Ken Leeks	.900 (9-10)

**Single-Game Free Throws**

1. Bennie Shaw vs. Medger Evers (12/18/75)	15
2. Jermaine Taylor vs. Sam Houston St. (1/3/09)	14
Stacey Castle vs. Georgia State (1/20/96)	14
Victor Saxton vs. Mercer (2/15/93)	14
Mike Clark vs. Greensboro (12/19/70)	14
6. <b>BJ Taylor at Memphis (1/17/15)</b>	<b>13</b>
Lavell Payne at Houston (1/24/07)	13
Brad Traina vs. Stetson (2/14/98)	13
Fred Crawford vs. FIU (2/12/88)	13

**Single-Game Blocks**

1. Tom Herzog vs. Bethune-Cookman (12/11/10)	8
Keith Clanton vs. SE Louisiana (12/4/10)	8
Tony Davis at USF (12/1/07)	8
4. Staphon Blair vs. USC Upstate (11/23/14)	7
Keith Clanton vs. Southern Miss (2/6/13)	7
John Friday vs. Delaware State (1/10/87)	7
John Friday vs. Western Illinois (1/5/87)	7
8. <b>Tacko Fall at Missouri (12/2/18)</b>	<b>6</b>
<b>Tacko Fall vs. TCU (3/28/17)</b>	<b>6</b>
<b>Tacko Fall vs. Florida Atlantic (12/12/15)</b>	<b>6</b>
Keith Clanton vs. Saint Thomas (1/10/87)	6
Anthony Williams vs. South Dakota St. (2/21/05)	6
Paul Reed vs. Stetson (1/2/02)	6
Dean Rossin vs. Florida Southern (2/9/80)	6





**NATIONAL POLLS**

**Associated Press Poll**

Rk	Team	Record	Points
1	Tennessee (40)	22-1	1573
2	Duke (24)	21-2	1554
3	Gonzaga	23-2	1457
4	Virginia	20-2	1406
5	Kentucky	20-3	1330
6	Michigan	22-2	1253
7	Nevada	23-1	1230
8	North Carolina	19-4	1178
9	<b>Houston</b>	<b>23-1</b>	<b>1022</b>
10	Marquette	20-4	953
11	Michigan State	19-5	948
12	Purdue	17-6	900
13	Villanova	19-5	753
14	Kansas	18-6	699
15	Texas Tech	19-5	660
16	Louisville	17-7	542
17	Florida State	18-5	455
18	Kansas State	18-5	444
19	LSU	19-4	437
20	Wisconsin	17-7	403
21	Iowa	19-5	399
22	Virginia Tech	18-5	393
23	Iowa State	18-6	280
24	Maryland	18-6	196
25	Buffalo	20-3	170

Others receiving votes: Cincinnati 76, Auburn 35, Wofford 22, Washington 17, Lipscomb 6, TCU 5, Texas 3, Clemson 1

**USA Today Coaches Poll**

Rk	Team	Record	Points
1	Tennessee (30)	22-1	798
2	Duke (2)	21-2	768
3	Gonzaga	23-2	734
4	Virginia	20-2	689
5	Kentucky	20-3	667
6	Nevada	23-1	609
7	Michigan	22-2	607
8	North Carolina	19-4	583
9	<b>Houston</b>	<b>23-1</b>	<b>517</b>
10	Marquette	20-4	488
11	Purdue	17-6	430
12	Michigan State	19-5	420
13	Villanova	19-5	411
14	Kansas	18-6	320
15	Texas Tech	19-5	305
16	Virginia Tech	18-5	266
17	Iowa	19-5	250
18	Kansas State	18-5	233
19	Florida State	18-5	211
20	Louisville	17-7	207
21	LSU	19-4	200
22	Iowa State	18-6	194
23	Wisconsin	17-7	174
24	Buffalo	20-3	86
25	Maryland	18-6	65

Others receiving votes: Cincinnati 45, Mississippi State 22, Auburn 20, Washington 16, Furman 13, Wofford 13, Arizona State 8, North Texas 7, Texas 6, Hofstra 6, NC State 5, Ole Miss 4, Syracuse 2, Toledo 1

**WEEK-BY-WEEK**

Week	AP	Coaches	NET
Preseason	RV (15)	RV (5)	--
Week 2	--	RV (5)	--
Week 3	--	RV (2)	--
Week 4	RV (3)	RV (9)	49
Week 5	--	RV (5)	71
Week 6	--	RV (7)	61
Week 7	--	RV (7)	56
Week 8	--	RV (8)	46
Week 9	--	RV (9)	34
Week 10	RV (6)	RV (14)	31
Week 11	RV (17)	RV (26)	33
Week 12	--	RV (3)	37
Week 13	--	--	41
Week 14	--	--	43
Week 15	--	--	46
Week 16	--	--	--
Week 17	--	--	--
Week 18	--	--	--

**MISCELLANEOUS STATS**

Date	Opp.	W/L	Points in Paint			Pts Off TOs			2nd Chance Pts			Fast Break Pts		
			UCF	Opp	Diff	UCF	Opp	Diff	UCF	Opp	Diff	UCF	Opp	Diff
N6	Rider	W	42	30	+12	21	12	+9	9	22	-13	17	6	+11
N11	FAU	L	40	24	+16	17	13	+4	15	12	+3	11	12	-1
N15	vs. Fullerton	W	34	28	+6	15	11	+4	19	8	+11	8	13	-5
N16	vs. Saint Joe's	W	38	18	+20	19	11	+8	14	6	+8	14	12	+2
N18	vs. WKU	W	30	24	+6	23	12	+11	11	10	+1	11	14	-3
N24	NKU	W	30	18	+12	2	3	-1	14	5	+9	8	1	+7
N29	Alabama	W	28	34	-6	8	8	--	7	18	-11	13	6	+7
D2	at Missouri	L	18	20	-2	9	22	-13	7	16	-9	4	0	+4
D8	Grambling	W	20	24	-4	10	11	-1	13	14	-1	11	4	+7
D11	Ga. Southern	W	32	48	-16	8	18	-10	13	7	+6	7	20	-13
D16	Stetson	W	36	28	+8	15	8	+7	15	12	+3	26	10	+16
D21	Illinois State	W	38	18	+20	22	8	+14	14	7	+7	9	14	-5
J2	Temple	W	44	16	+28	19	9	+10	12	13	-1	14	15	-1
J5	at UConn	W	22	18	+4	20	19	+1	0	6	-6	14	7	+7
J13	ECU	W	24	22	+2	12	12	--	17	9	+8	24	12	+12
J16	at Wichita State	L	18	18	--	12	7	+5	9	8	+1	5	4	+1
J19	Tulsa	W	24	18	+6	12	9	+3	5	2	+3	12	23	-11
J23	at Tulane	W	40	20	+20	21	7	+14	17	14	+3	17	4	+13
J27	at Memphis	L	30	38	-8	12	13	-1	11	14	-3	11	5	+6
J31	UConn	W	32	22	+10	10	10	--	10	15	-5	16	17	-1
F7	Houston	L	22	20	+2	9	15	-6	4	9	-5	22	18	+4
F10	at SMU	W	32	24	+8	10	13	-3	6	15	-9	9	12	-3
F13	S. Florida	W	32	20	+12	19	6	+13	10	22	-12	7	10	-3
F16	Memphis													
F21	at Cincinnati													
F24	SMU													
F27	at S. Florida													
M2	at Houston													
M7	Cincinnati													
M9	at Temple													

**DUNK COUNTER**

Player	Dunks
Terrell Allen	
Frank Bertz	2
Chad Brown	19
Aubrey Dawkins	15
Cesar DeJesus	
Tacko Fall	55
Dayon Griffin	1
Chance McSpadden	
Collin Smith	4
BJ Taylor	



# JOHNNY DAWKINS ≡ head coach | third season



Johnny Dawkins was named UCF's seventh head men's basketball coach on Mar. 23, 2016 and has had immediate success in his first two seasons with the Knights.

Dawkins took over a 12-18 squad that hadn't finished above .500 since 2012-13 and led the Knights to a 24-12 record in his first season at the helm, the sixth best turnaround in the nation. With just seven scholarship players due to transfers and injuries, the Knights earned the fourth seed – their highest ever – in the American Athletic Conference Tournament, eventually falling to league champion

SMU in the semifinals.

A season full of firsts, UCF hosted its first NIT game in 2016-17, defeating Colorado for the program's first ever win in an NIT or NCAA Tournament game. The Knights went on to defeat top seeded Illinois State on the road, before coming home to the first ever sell-out crowd at CFE Arena and winning 68-58 over Illinois to earn a spot in the NIT Final Four.

Under Dawkins' leadership, UCF led all of NCAA Division I in defensive field goal percentage in 2016-17, holding opponents to just 36.5 percent from the floor. The Knights were also sixth in the nation, allowing only 61.2 points per game, and gave up 45 or less points in four games over the course of the year.

Dawkins was named a finalist for both the Jim Phelan and Ben Jobe National Coach of the Year awards his first season at UCF, but he also guided a number of his players to accomplishments along the way.

#### 2016-17 Individual Honors

- Tacko Fall was named The American Defensive Player of the Year, Lefty Driesell Defensive All-America, and finalist for Kareem Abdul-Jabbar Award
- B.J. Taylor earned Second Team All-Conference honors from The American after leading UCF with 17.4 points per game
- Matt Williams set new UCF records for three-pointers in a career, in a season and in a game, before signing a professional contract with the Miami Heat

In year two at the helm, Dawkins had to deal with significant injuries to his three best players. His son, Aubrey Dawkins, missed the entire season with a shoulder injury, B.J. Taylor missed the first half of the season, and Tacko Fall missed the second half of the year. Taylor and Fall only played one game together.

Through the injuries, Dawkins led the Knights to a 19-13 record, second only to his first season record in the last five years of UCF Basketball.

The team also had a number of firsts in year two under Dawkins.

#### Firsts in 2017-18

- First win over UConn at home and first since joining The American
- First win over SMU since joining The American
- First win over Memphis on the road
- First win over a ranked opponent in a true road game, defeating No. 24 Alabama

And the defense was as good as ever in Dawkins' second year coaching the Black and Gold.

#### Defensive Accomplishments in 2017-18

- Held three opponents under 40 points
  - Before the season, UCF had only held two opponents to less than 40 points in 33-year Division I history
- Set new school record, holding SMU to 37 points
- Ranked third in the nation, holding opponents to 61.7 points per game
- Ranked 10th in the nation, holding opponents to 40.1 percent from the field

## COACHING EXPERIENCE

2016-present	UCF	Head Coach
2008-16	Stanford	Head Coach
2000-08	Duke	Associate Head Coach
2006-08	USA Basketball	Player Personnel
1998-99	Duke	Assistant Coach

## NBA EXPERIENCE

1994-95	Detroit Pistons
1989-94	Philadelphia 76ers
1986-89	San Antonio Spurs
1986	Drafted, Spurs - 10th Overall

In two years, Johnny Dawkins has led UCF to new heights on the basketball court, but he has done an even better job with his players in the classroom. With Dawkins at the helm, the Knights men's basketball program recorded an average semester team GPA over 3.0 for the first time in recorded history. They then did it again, setting a new program record with an average semester GPA of 3.03 this spring.

### STANFORD STINT

Stanford put together four 20-win seasons in Dawkins' tenure as head coach. He is only the second coach in Stanford history with at least four 20-win seasons. Stanford's success on the court came against some of the toughest schedules in the nation. During the 2015-16 season, the Cardinal faced the sixth-most difficult slate in the country. A nation-leading 17 of Stanford's 30 games came against RPI Top 50 squads. Stanford's strength of schedule was rated in the top 50 each of the past four seasons, including two in the top 20, with an average rank of 27.75.

The Cardinal basketball program also excelled in the classroom during Dawkins' tenure, earning at least three Pac-12 All-Academic selections for five consecutive seasons and producing back-to-back Pac-12 Scholar-Athlete of the Year recipients (2014, 2015). Stanford also received annual national academic recognition, with three players earning National Association of Basketball Coaches (NABC) Honors Court status in 2015. The Cardinal was one of 20 NCAA Division I teams to earn an NABC Team Academic Excellence Award last season.

In 2012, Dawkins mentored Chasson Randle to become the consummate student-athlete. Randle finished that season as Stanford's all-time leading scorer and earned the program's first Academic All-America First Team selection since 2006. Under Dawkins, Stanford recorded back-to-back perfect Academic Progress Rate scores of 1000 in both the 2012-13 and 2013-14 reports, the two most recent to be released by the NCAA.

Player development was also markedly improved at Stanford under Dawkins' tutelage. Four Cardinal players were selected in the NBA Draft following their collegiate careers.

### LEARNING FROM A LEGEND

The Washington, D.C. native coached for 10 years under the legendary Mike Krzyzewski at Duke. During Dawkins' decade as a coach at Duke, the Blue Devils won a national championship (2001), tallied six ACC regular season championships, recorded seven ACC Tournament titles and posted a 330-60 record. In four consecutive seasons from 1999-2002, Duke finished the regular season ranked No. 1 in both national polls, a first in college basketball history. Duke reached a No. 1 national ranking in seven of the 10 seasons with Dawkins on the coaching staff.

While at Duke, he also served as the Player Personnel Director for the USA Basketball Senior National Team from 2006-08.



**DECORATED DUKIE**

Following a prolific high school career at Mackin Catholic in Washington, D.C., Dawkins made his way to Duke, where he would become one of the most decorated players to step foot in Durham, North Carolina.

He played for the Blue Devils from 1983-86, earning Consensus All-America honors twice (1985, 1986). Dawkins was also voted as the 1986 Naismith National Player of the Year and named a Freshman All-American in 1983. During his collegiate career, he helped lead Duke to three NCAA Tournament berths, including an NCAA National Championship Game appearance in 1986. He was listed as an All-ACC honoree in all four seasons as a Blue Devil.

Dawkins finished his career as the school's all-time leading scorer and held that honor until 2006 when J.J. Redick surpassed his mark of 2,556 points. He recorded double-figure point totals in 129-of-133 collegiate games. Dawkins led the Blue Devils in scoring all four years, recording the fourth-highest season point total in school history with 809 in 1986. Dawkins remains Duke's career record-holder in field goals (1,026) and field goals attempted (2,019) while also owning the school's best single-season mark for field goals (331) during the 1986 campaign.

Dawkins was inducted into the Duke Sports Hall of Fame in September 1996. His jersey number 24 was retired by the school.

**PROFESSIONAL EXPERIENCE**

A 1986 first-round draft pick (10th overall) by San Antonio, Dawkins saw action in nine NBA seasons with the Spurs, Philadelphia 76ers and Detroit Pistons. He averaged 11.1 points and 5.5 assists over 541 career NBA games.

**GIVING BACK TO THE GAME**

Dawkins has served as a member of the National Association of Basketball Coaches Board of Directors since 2012. He also currently serves on the NCAA Division I Men's Basketball Ethics Coalition, an independent committee of current and former coaches, charged with promoting ethical conduct through leadership, education and mentoring opportunities, while identifying key issues challenging the coaching community.

**COACHING RECORD**

Year	School	Record	Pct
2008-09	Stanford	20-14	.588
2009-10	Stanford	14-18	.438
2010-11	Stanford	15-16	.484
2011-12	Stanford	26-11	.703
2012-13	Stanford	19-15	.559
2013-14	Stanford	23-13	.639
2014-15	Stanford	24-13	.649
2015-16	Stanford	15-15	.500
2016-17	UCF	24-12	.667
2017-18	UCF	19-13	.594
2018-19	UCF	18-5	.783
<b>Total</b>	<b>11th Season</b>	<b>217-145</b>	<b>.599</b>

**COACHING HIGHLIGHTS**

2008-09	CBI Semifinals
2011-12	NIT Champions
2012-13	NIT Second Round
2013-14	NCAA Sweet 16
2014-15	NIT Champions
2015-16	NIT Semifinals
Finalist for Jim Phelan National Coach of the Year	
Finalist for Ben Jobe National Coach of the Year	

**COLLEGIATE CAREER**

1982-86	Duke University
1985-86	Naismith National Player of the Year
	Consensus First Team All-America
	First Team All-ACC
	NCAA East Regional MVP
	ACC Tournament MVP
	Duke Team MVP
	Duke Co-Captain
1984-85	Consensus First Team All-America
	First Team All-ACC
	Duke Team MVP
1983-84	Second Team All-ACC
	Duke Team MVP
1982-83	Freshman All-America
	Second Team All-ACC
	Duke Team MVP

**THE DAWKINS FILE**

Hometown	Washington, D.C.
High School	Mackin Catholic
College	Duke, 1986



# BJ TAYLOR

6-2 | 195 | r-senior | guard  
orlando, fla. | boone hs



## KNIGHT NOTES

### 2018-19

- Named to The American Weekly Honor Roll three times
- Ninth all-time in program history with 1,472 career points
- With 403 career free throws made, he's now fourth in UCF history
- He's also 10th in three-point field goals made (161) and eighth in assists (295)
- Has led UCF in scoring in 45 of 94 games played in career
- Scored in double figures in 21 out of 23 games on the season
- In last two outings has recorded 21 assists and just three turnovers
- Ranks ninth in The American with 16.5 points per game
- Also ranks 11th in assists per game (3.4), 10th in free throw percentage (77.0), 11th in three-point percentage (37.5), 13th in threes made per game (1.8), and seventh in assist-to-to ratio (1.9).
- Nationally, ranks 23rd with 134 free throws made, which is the fifth most in a single-season at UCF
- South Florida 2/13: Scored 13 points with third straight game of seven assists and one turnover
- Houston 2/7: Had 21 points, seven assists and no turnovers
- UConn 1/31: Scored 21 points and went 9-of-10 from the free throw line
- Temple 1/2: Led Knights with 24 points in conference opener
- Ga. Southern 12/11: Scored a career-high 35 points on six three-pointers
- Grambling 12/8: Led UCF with 21 points on three three-pointers
- Alabama 11/29: Led the Knights with 24 points on 3-of-5 from three and 9-of-11 from the line
- FAU 11/11: Scored 29 points on 9-of-14 from the field
- Rider 11/6: Led the Knights with 22 points and four assists
- Named Preseason Player of the Year in The American
- Also named Preseason First Team All-Conference by the league's coaches
- Additionally, named Preseason First Team All-Conference by FanRag Sports, NCAA.com, Blue Ribbon Yearbook, NBC Sports
- NCAA.com named Taylor the #5 best senior heading into 2018-19 season

### 2017-18

- Became the 19th member of UCF's 1,000-Point Club, the third fastest to 1,000 points in UCF's Division I era.
- Injured during first game of the season and missed 16 straight games with foot injury.
- Had seven 20-point performances in final 14 games of the season.
- Led UCF with 15.9 points per game and would have ranked fifth in The American if qualified

## 2018-19 HIGHS

Points	35	Ga. Southern (12/11/18)
Rebounds	5	2x, last Grambling (12/8/18)
Assists	7	2x, last at SMU (2/10/19)
Steals	3	ECU (1/13/19)
Blocks	1	#12 Houston (2/7/19)
FG made	10	Ga. Southern (12/11/18)
FG attempts	17	Ga. Southern (12/11/18)
3FG made	6	Ga. Southern (12/11/18)
3FG attempts	9	Ga. Southern (12/11/18)
FT made	10	3x, last ECU (1/13/19)
FT attempts	14	Rider (11/6/18)

## CAREER HIGHS

Points	35	Ga. Southern (12/11/18)
Rebounds	9	Stetson (11/16/14)
Assists	10	vs. Miss State (11/17/16)
Steals	4	Seattle (11/26/16)
Blocks	1	4x, last #12 Houston (2/7/19)
FG made	11	Tulane (1/14/15)
FG attempts	21	#11 Wichita St. (3/1/18)
3FG made	6	2x, last Ga. Southern (12/11/18)
3FG attempts	10	Memphis (2/22/15)
FT made	13	at Memphis (1/17/15)
FT attempts	15	at Memphis (1/17/15)

## MISCELLANEOUS GAME STATS

Led team in scoring	45
Led team in rebounds	1
Led team in assists	44
Double Figure Points	76
Double Figure Rebounds	--
Double-Doubles	1
20-Point Games	28
30-Point Games	2
3+ Three Pointers	22
5+ Assists	21
3+ Steals	4
3+ Blocks	--

## GAME-BY-GAME

Opponent	Date	gs	min	Total		3-Pointers		Free throws		Rebounds			pts			avg					
				fg-fga	pct	3fg-fga	pct	ft-fa	pct	off	def	tot	avg	pf	a		t/o	blk	stl		
RIDER	11/06/	*	33	5-13	.38	2-4	.50	10-14	.71	1	1	2	2.0	1	4	2	0	1	22	22.0	
FLA. ATLANTIC	11/11/	*	36	9-14	.64	1-3	.33	10-12	.83	1	1	2	2.0	2	0	0	0	1	29	25.5	
vs Cal St. Fullerton	11/15/	*	31	4-12	.33	2-3	.66	4-4	1.00	0	2	2	2.0	2	2	1	0	1	14	21.7	
vs Saint Joseph's	11/16/	*	33	2-7	.28	1-4	.25	0-0	.00	0	2	2	2.0	3	2	2	0	0	5	17.5	
vs Western Ky.	11/18/	*	37	3-11	.27	2-4	.50	5-7	.71	1	0	1	1.8	0	4	2	0	1	13	16.6	
NORTHERN KY.	11/24/	*	34	1-8	.12	1-4	.25	7-11	.63	0	5	5	2.3	1	3	1	0	1	10	15.5	
ALABAMA	11/29/	*	37	6-11	.54	3-5	.60	9-11	.81	0	0	0	2.0	2	2	3	0	1	24	16.7	
at Mizzou	12/02/	*	32	2-10	.20	1-7	.14	7-7	1.00	0	2	2	2.0	4	4	3	0	0	12	16.1	
GRAMBLING	12/08/	*	35	5-13	.38	3-7	.42	8-9	.88	2	3	5	2.3	0	0	2	0	1	21	16.7	
GA. SOUTHERN	12/11/	*	38	10-17	.58	6-9	.66	9-11	.81	1	3	4	2.5	0	5	1	0	1	35	18.5	
STETSON	12/16/	*	26	3-8	.37	1-5	.20	3-3	1.00	0	2	2	2.5	1	2	0	0	1	10	17.7	
ILLINOIS ST.	12/21/	*	32	6-13	.46	1-6	.16	2-2	1.00	0	3	3	2.5	0	5	0	0	2	15	17.5	
TEMPLE	01/02/	*	36	7-12	.58	3-7	.42	7-12	.58	0	1	1	2.4	2	2	3	0	0	24	18.0	
at UConn	01/05/	*	38	2-7	.28	1-2	.50	7-12	.58	0	2	2	2.4	1	3	5	0	1	12	17.6	
EAST CAROLINA	01/13/	*	33	2-12	.16	0-6	.00	10-12	.83	1	1	2	2.3	4	6	2	0	3	14	17.3	
at Wichita St.	01/16/	*	33	4-10	.40	2-3	.66	5-9	.55	0	0	0	2.2	3	2	3	0	0	15	17.2	
TULSA	01/19/	*	32	3-11	.27	2-8	.25	7-10	.70	0	1	1	2.1	2	3	3	0	1	15	17.1	
at Tulane	01/23/	*	30	8-15	.53	1-4	.25	0-0	.00	1	2	3	2.2	1	3	1	0	1	17	17.1	
at Memphis	01/27/	*	31	3-11	.27	2-6	.33	2-2	1.00	0	1	1	2.1	0	2	1	0	1	10	16.7	
UCONN	01/31/	*	35	5-12	.41	2-3	.66	9-10	.90	0	0	0	2.0	2	3	4	0	1	21	16.9	
HOUSTON	02/07/	*	36	6-12	.50	2-7	.28	7-9	.77	0	2	2	2.0	3	7	0	0	1	21	17.1	
at SMU	02/10/	*	37	3-7	.42	2-4	.50	0-0	.00	0	2	2	2.0	0	7	2	0	1	8	16.7	
SOUTH FLA.	02/13/	*	29	3-6	.50	1-1	1.00	6-7	.85	2	1	3	2.0	3	7	1	0	0	13	16.5	
Totals			23	774	102-252	.40	42-112	.37	134-174	.77	10	37	47	2.0	37	78	42	0	21	380	16.5

Games played: 23  
 Minutes/game: 33.7  
 Points/game: 16.5  
 FG Pct: 40.5  
 3FG Pct: 37.5  
 FT Pct: 77.0

Rebounds/game: 2.0  
 Assists/game: 3.4  
 Turnovers/game: 1.8  
 Assist/turnover ratio: 1.9  
 Steals/game: 0.9





# TERRELL ALLEN

6-3 | 185 | r-junior | guard  
upper marlboro, md. | dematha catholic



## KNIGHT NOTES

### 2018-19

- Ranks fourth in the league and 28th in the nation with a 3.0 assist-to-turnover ratio
- Has had at least four assists in 15 out of 23 games, ranking seventh in The American with 4.0 apg
- Leads the Knights with 31 steals and ranks 12th in the league with 1.3 steals per game
- Has made 21-of-45 attempts from three-point range (46.7%)
- South Florida 2/13: Scored 14 points on 2-of-3 from three-point range and had four assists
- ECU 1/13: Tied a career-high with eight rebounds to go with nine points and three assists
- Temple 1/2: Scored 11 points and tied a season high with seven assists
- Ga. Southern 12/11: Scored 12 points and had six assists
- WKU 11/18: Had eight points with seven assists and just one turnover
- Saint Joe's 11/16: Led UCF with career-high 22 points on career-high four three-pointers
- FAU 11/11: Had eight points with five assists and just one turnover
- Rider 11/6: Scored 13 points, had five rebounds and dished out four assists with just one turnover

### 2017-18

- Played in all 32 games, starting 22 in first season on the court with the Knights.
- Led the Knights with 88 assists and 43 steals.
- Finished 10th in the The American with 1.3 steals per game.
- Recorded multiple assists in 23 of 32 games.
- Averaged 5.5 points and 3.0 rebounds in 30.0 minutes per game.
- Named to American Athletic Conference Honor Roll once.

## 2018-19 HIGHS

Points	22	vs. Saint Joe's (11/16/18)
Rebounds	8	ECU (1/13/19)
Assists	7	2x, last Temple (1/2/19)
Steals	4	2x, last ECU (1/13/19)
Blocks	--	--
FG made	8	vs. Saint Joe's (11/16/18)
FG attempts	11	vs. Saint Joe's (11/16/18)
3FG made	4	vs. Saint Joe's (11/16/18)
3FG attempts	5	2x, last Ga. Southern (12/11/18)
FT made	6	at UConn (1/5/19)
FT attempts	6	3x, last ECU (1/13/19)

## CAREER HIGHS

Points	22	vs. Saint Joe's (11/16/18)
Rebounds	8	2x, last ECU (1/13/19)
Assists	9	at Stetson (12/19/17)
Steals	5	2x, last vs. ECU (3/8/18)
Blocks	1	4x, last vs. Hofstra (3/5/16)
FG made	8	2x, last vs. Saint Joe's (11/16/18)
FG attempts	13	3x, last at JMU (1/21/16)
3FG made	4	vs. Saint Joe's (11/16/18)
3FG attempts	5	4x, last vs. Saint Joe's (11/16/18)
FT made	10	Delaware (2/25/16)
FT attempts	15	High Point (11/18/15)

## MISCELLANEOUS GAME STATS

Led team in scoring	9
Led team in rebounds	3
Led team in assists	44
Double Figure Points	23
Double Figure Rebounds	--
Double-Doubles	--
20-Point Games	2
30-Point Games	--
3+ Three Pointers	1
5+ Assists	20
3+ Steals	18
3+ Blocks	--

## GAME-BY-GAME

Opponent	Date	gs	min	Total		3-Pointers		Free throws		Rebounds				pts	avg						
				fg-fga	pct	3fg-fga	pct	ft-fga	pct	off	def	tot	avg								
RIDER	11/06/	*	30	4-6	.66	1-2	.50	4-5	.80	1	4	5	5.0	2	4	1	0	0	13	13.0	
FLA. ATLANTIC	11/11/	*	28	3-7	.42	2-4	.50	0-0	.00	0	2	2	3.5	2	5	1	0	0	8	10.5	
vs Cal St. Fullerton	11/15/	*	33	3-7	.42	1-2	.50	0-0	.00	0	3	3	3.3	1	4	0	0	2	7	9.3	
vs Saint Joseph's	11/16/	*	38	8-11	.72	4-5	.80	2-2	1.00	0	3	3	3.3	3	6	1	0	3	22	12.5	
vs Western Ky.	11/18/	*	35	2-5	.40	0-0	.00	4-6	.66	0	2	2	3.0	2	7	1	0	4	8	11.6	
NORTHERN KY.	11/24/	*	26	2-6	.33	0-0	.00	1-4	.25	1	3	4	3.2	4	5	0	0	0	5	10.5	
ALABAMA	11/29/	*	34	2-4	.50	0-0	.00	1-2	.50	0	4	4	3.3	4	4	2	0	0	5	9.7	
at Mizzou	12/02/	*	38	2-5	.40	1-3	.33	1-2	.50	1	2	3	3.3	3	4	1	0	1	6	9.3	
GRAMBLING	12/08/	*	29	1-1	1.00	1-1	1.00	0-0	.00	0	3	3	3.2	1	4	1	0	2	3	8.6	
GA. SOUTHERN	12/11/	*	33	5-9	.55	2-5	.40	0-0	.00	0	2	2	3.1	2	6	2	0	0	12	8.9	
STETSON	12/16/	*	25	3-6	.50	2-3	.66	0-1	.00	0	5	5	3.3	0	5	3	0	0	8	8.8	
ILLINOIS ST.	12/21/	*	23	1-6	.16	0-2	.00	2-2	1.00	0	4	4	3.3	4	2	1	0	1	4	8.4	
TEMPLE	01/02/	*	34	3-4	.75	1-1	1.00	4-5	.80	1	4	5	3.5	0	7	4	0	1	11	8.6	
at UConn	01/05/	*	30	1-5	.20	0-2	.00	6-6	1.00	0	3	3	3.4	1	4	1	0	3	8	8.6	
EAST CAROLINA	01/13/	*	30	3-5	.60	1-2	.50	2-6	.33	0	8	8	3.7	2	3	3	0	4	9	8.6	
at Wichita St.	01/16/	*	35	1-4	.25	1-1	1.00	0-0	.00	0	2	2	3.6	3	3	1	0	0	3	8.3	
TULSA	01/19/	*	29	0-0	.00	0-0	.00	3-4	.75	0	2	2	3.5	3	2	1	0	2	3	7.9	
at Tulane	01/23/	*	24	2-2	1.00	1-1	1.00	0-0	.00	0	2	2	3.4	2	4	0	0	2	5	7.8	
at Memphis	01/27/	*	24	2-5	.40	1-3	.33	0-0	.00	0	0	0	3.3	3	3	1	0	1	5	7.6	
UCONN	01/31/	*	18	0-4	.00	0-2	.00	0-0	.00	0	0	0	3.1	2	2	1	0	1	0	7.3	
HOUSTON	02/07/	*	31	2-6	.33	0-2	.00	1-1	1.00	1	4	5	3.2	1	3	4	0	2	5	7.1	
at SMU	02/10/	*	27	0-6	.00	0-1	.00	0-0	.00	1	1	2	3.1	3	2	1	0	1	0	6.8	
SOUTH FLA.	02/13/	*	27	5-8	.62	2-3	.66	2-2	1.00	0	3	3	3.1	2	4	0	0	1	14	7.1	
Totals			23	681	55-122	.45	21-45	.46	33-48	.68	6	66	72	3.1	50	93	31	0	31	164	7.1

Games played: 23  
 Minutes/game: 29.6  
 Points/game: 7.1  
 FG Pct: 45.1  
 3FG Pct: 46.7  
 FT Pct: 68.8

Rebounds/game: 3.1  
 Assists/game: 4.0  
 Turnovers/game: 1.3  
 Assist/turnover ratio: 3.0  
 Steals/game: 1.3



# CEASAR DEJESUS

6-2 | 190 | r-sophomore | guard  
west new york, n.j. | mt. zion prep (md.)



## KNIGHT NOTES

### 2018-19

- Has connected on eight of last 12 field goal attempts through last five games
- Shooting 49.3 percent from the floor on the season
- UConn 1/31: Scored a season-high 11 points on 4-of-4 from the floor
- Memphis 1/27: Had eight points on 4-of-4 shooting from the field
- Tulane 1/23: Scored four points and had two steals in the win
- Illinois St 12/21: Had nine points for third straight game
- Stetson 12/16: Scored nine points with three assists
- Ga. Southern 12/11: Scored a season high nine points with one three-pointer
- Grambling 12/8: Scored eight points off the bench, going 4-for-4 from the free throw line
- Saint Joe's 11/16: Scored seven points with three rebounds
- FAU 11/11: Had five points, four assists and two steals
- Rider 11/6: Scored six points in 15 minutes off the bench

### 2017-18

- Played in and started all 32 games as a redshirt freshman, the most games started by a UCF freshman in program history.
- Named The American Rookie of the Week three times.
- Fifth on the team with 8.6 points per game.
- Scored in double figures 10 times, leading the team in scoring in four games.
- Was 12th in The American with a .742 free throw percentage and improved that to second during league play with an .872 mark.

## 2018-19 HIGHS

Points	11	UConn (1/31/19)
Rebounds	3	3x, last at Missouri (12/2/18)
Assists	4	FAU (11/11/18)
Steals	2	2x, last at Tulane (1/23/19)
Blocks	1	2x, last at Memphis (1/27/19)
FG made	4	3x, last UConn (1/31/19)
FG attempts	9	Illinois St (12/21/18)
3FG made	1	5x, last at UConn (1/5/19)
3FG attempts	2	5x, last at Tulane (1/23/19)
FT made	5	Stetson (12/16/18)
FT attempts	5	Stetson (12/16/18)

## CAREER HIGHS

Points	16	Mercer (11/10/17)
Rebounds	6	at Stetson (12/19/17)
Assists	4	3x, last FAU (11/11/18)
Steals	3	2x, last Temple (1/7/18)
Blocks	1	2x, last at Memphis (1/27/19)
FG made	6	2x, last vs. Nebraska (11/23/17)
FG attempts	13	at ECU (12/31/17)
3FG made	3	at ECU (12/31/17)
3FG attempts	5	at ECU (12/31/17)
FT made	5	5x, last Stetson (12/16/18)
FT attempts	7	Mercer (11/10/17)

## MISCELLANEOUS GAME STATS

Led team in scoring	4
Led team in rebounds	1
Led team in assists	6
Double Figure Points	11
Double Figure Rebounds	--
Double-Doubles	--
20-Point Games	--
30-Point Games	--
3+ Three Pointers	1
5+ Assists	--
3+ Steals	2
3+ Blocks	--

## GAME-BY-GAME

Opponent	Date	gs	min	Total		3-Pointers		Free throws		Rebounds				pf	a	t/o	blk	stl	pts	avg
				fg	fga	pct	3fg	3fga	pct	ft	fta	pct	off							
RIDER	11/06/	15	3-5	.60	0-1	.00	0-1	.00	1	1	2	2.0	1	1	1	0	1	6	6.0	
FLA. ATLANTIC	11/11/	20	2-3	.66	1-2	.50	0-0	.00	0	2	2	2.0	1	4	1	0	2	5	5.5	
vs Cal St. Fullerton	11/15/	24	1-4	.25	0-1	.00	0-0	.00	0	3	3	2.3	1	0	1	0	0	2	4.3	
vs Saint Joseph's	11/16/	20	3-5	.60	1-2	.50	0-0	.00	2	1	3	2.5	1	1	1	0	0	7	5.0	
vs Western Ky.	11/18/	17	2-3	.66	0-0	.00	0-0	.00	0	2	2	2.4	0	2	2	0	1	4	4.8	
ALABAMA	11/29/	8	0-0	.00	0-0	.00	0-0	.00	0	0	0	2.0	0	0	0	0	0	0	4.0	
at Mizou	12/02/	6	0-0	.00	0-0	.00	1-2	.50	0	3	3	2.1	0	0	0	0	0	1	3.6	
GRAMBLING	12/08/	9	2-3	.66	0-1	.00	4-4	1.00	0	0	0	1.9	1	1	1	0	0	8	4.1	
GA. SOUTHERN	12/11/	18	2-5	.40	1-2	.50	4-4	1.00	1	1	2	1.9	1	1	1	0	0	9	4.7	
STETSON	12/16/	18	2-5	.40	0-1	.00	5-5	1.00	0	1	1	1.8	3	3	0	1	0	9	5.1	
ILLINOIS ST.	12/21/	17	4-9	.44	1-2	.50	0-0	.00	0	0	0	1.6	1	2	1	0	0	9	5.5	
TEMPLE	01/02/	14	0-0	.00	0-0	.00	0-0	.00	0	0	0	1.5	1	1	3	0	1	0	5.0	
at UConn	01/05/	7	1-1	1.00	1-1	1.00	0-0	.00	0	0	0	1.4	0	0	1	0	0	3	4.8	
EAST CAROLINA	01/13/	5	0-1	.00	0-0	.00	0-0	.00	0	0	0	1.3	0	0	1	0	0	0	4.5	
at Wichita St.	01/16/	11	1-2	.50	0-1	.00	0-0	.00	0	0	0	1.2	1	1	0	0	0	2	4.3	
TULSA	01/19/	3	0-1	.00	0-0	.00	0-0	.00	0	0	0	1.1	0	0	1	0	0	0	4.1	
at Tulane	01/23/	16	2-8	.25	0-2	.00	0-0	.00	0	0	0	1.1	3	1	1	0	2	4	4.1	
at Memphis	01/27/	12	4-4	1.00	0-0	.00	0-0	.00	0	0	0	1.0	1	0	0	1	0	8	4.3	
UCONN	01/31/	22	4-4	1.00	0-0	.00	3-4	.75	0	2	2	1.1	0	1	1	0	0	11	4.6	
HOUSTON	02/07/	12	0-3	.00	0-1	.00	2-4	.50	0	1	1	1.1	0	0	0	1	0	2	4.5	
at SMU	02/10/	4	0-0	.00	0-0	.00	0-0	.00	0	0	0	1.0	0	0	1	0	0	0	4.3	
SOUTH FLA.	02/13/	16	0-1	.00	0-0	.00	1-3	.33	0	2	2	1.0	2	0	1	0	0	1	4.1	
Totals		0	294	33-67	.49	5-17	.29	20-27	.74	4	19	23	1.0	18	19	3	7	91	4.1	

Games played: 22  
 Minutes/game: 13.4  
 Points/game: 4.1  
 FG Pct: 49.3  
 3FG Pct: 29.4  
 FT Pct: 74.1

Rebounds/game: 1.0  
 Assists/game: 0.9  
 Turnovers/game: 0.9  
 Assist/turnover ratio: 1.0  
 Steals/game: 0.3  
 Blocks/game: 0.1



# DAYON GRIFFIN

6-4 | 210 | r-senior | guard  
st. petersburg, fla. | st. petersburg hs



## KNIGHT NOTES

### 2018-19

- Tulane 1/23: Scored nine points on a season-high three made three-pointers
- Tulsa 1/19: Grabbed a season-high seven rebounds to go with three assists
- at Wichita 1/16: Scored season-high 10 points on two three-pointers and had three steals
- at UConn 1/5: Scored season-high nine points and tied career high with four steals
- Stetson 12/16: Scored seven points on 2-of-3 from beyond the arc
- NKU 11/24: Scored four points on 2-of-4 from the field after missing four games
- Rider 11/6: Scored five points on 2-of-4 shooting in 20 minutes off the bench

### 2017-18

- Played in all 32 games, starting four in first season on the court for the Knights.
- Fourth on the team with 8.7 points per game.
- Also averaged 4.1 rebounds per game, dished out 38 assists and picked up 26 steals.
- Led the Knights with 56 three-pointers.
- Made a three in 26 out of 32 games, recording multiple three-pointers 19 times.
- Scored in double figures in 16 games during the season.
- First UCF player to score in double figures in first three games as a Knight since 2000-01.
- UConn (1/31): Grabbed a career high eight rebounds to go with 12 points and two threes.
- Wichita (1/25): Led UCF with 15 points on three 3-pointers.
- Temple (1/7): Led the Knights with 15 points on 3-of-5 from beyond the arc.
- Mercer (11/10): Led the Knights with 16 points in debut as a Knight.

## 2018-19 HIGHS

Points	10	at Wichita (1/16/19)
Rebounds	7	Tulsa (1/19/19)
Assists	3	Tulsa (1/19/19)
Steals	4	at UConn (1/5/19)
Blocks	1	3x, last at SMU (2/10/19)
FG made	3	3x, last at Tulane (1/23/19)
FG attempts	7	at Tulane (1/23/19)
3FG made	3	at Tulane (1/23/19)
3FG attempts	7	at Tulane (1/23/19)
FT made	2	4x, last UConn (1/31/19)
FT attempts	4	at Memphis (1/27/19)

## CAREER HIGHS

Points	29	vs. ETSU (3/28/16)
Rebounds	8	UConn (1/31/18)
Assists	6	Rice (2/27/16)
Steals	4	4x, last at UConn (1/5/19)
Blocks	2	4x, last SC State (12/21/17)
FG made	12	vs. ETSU (3/28/16)
FG attempts	20	vs. ETSU (3/28/16)
3FG made	7	Charlotte (1/9/16)
3FG attempts	10	2x, last at Tulsa (2/21/18)
FT made	6	Mercer (11/10/17)
FT attempts	9	Mercer (11/10/17)

## MISCELLANEOUS GAME STATS

Led team in scoring	8
Led team in rebounds	3
Led team in assists	5
Double Figure Points	35
Double Figure Rebounds	--
Double-Doubles	--
20-Point Games	3
30-Point Games	--
3+ Three Pointers	16
5+ Assists	3
3+ Steals	10
3+ Blocks	--

## GAME-BY-GAME

Opponent	Date	gs	min	Total		3-Pointers		Free throws		Rebounds				pf	a	t/o	blk	stl	pts	avg
				fg-fga	pct	3fg-fga	pct	ft-fga	pct	off	def	tot	avg							
RIDER	11/06/	20	2-4	.50	1-3	.33	0-0	.00	1	1	2	2.0	2	1	1	0	1	5	5.0	
NORTHERN KY.	11/24/	13	2-4	.50	0-1	.00	0-0	.00	0	1	1	1.5	0	2	0	0	0	4	4.5	
ALABAMA	11/29/	15	1-4	.25	1-3	.33	0-0	.00	0	1	1	1.3	0	2	0	0	0	3	4.0	
at Mizzou	12/02/	19	1-3	.33	0-2	.00	0-0	.00	0	2	2	1.5	1	1	1	0	1	2	3.5	
GRAMBLING	12/08/	9	0-4	.00	0-3	.00	0-0	.00	0	0	0	1.2	1	1	0	1	0	0	2.8	
GA. SOUTHERN	12/11/	4	0-2	.00	0-2	.00	0-0	.00	0	0	0	1.0	0	0	0	0	0	0	2.3	
STETSON	12/16/	8	2-3	.66	2-3	.66	1-2	.50	0	1	1	1.0	0	0	0	0	0	7	3.0	
TEMPLE	01/02/	10	1-1	1.00	0-0	.00	0-0	.00	0	2	2	1.1	1	1	1	0	0	2	2.9	
at UConn	01/05/	20	3-3	1.00	1-1	1.00	2-3	.66	0	1	1	1.1	1	0	1	0	4	9	3.6	
EAST CAROLINA	01/13/	16	1-5	.20	1-4	.25	1-2	.50	2	1	3	1.3	0	0	0	0	1	4	3.6	
at Wichita St.	01/16/	27	3-6	.50	2-5	.40	2-2	1.00	0	1	1	1.3	2	1	0	0	3	10	4.2	
TULSA	01/19/	27	0-5	.00	0-3	.00	2-2	1.00	1	6	7	1.8	4	3	2	0	0	2	4.0	
at Tulane	01/23/	19	3-7	.42	3-7	.42	0-0	.00	1	1	2	1.8	0	0	2	0	1	9	4.4	
at Memphis	01/27/	25	1-6	.16	1-6	.16	1-4	.25	0	1	1	1.7	1	2	2	1	2	4	4.4	
UCONN	01/31/	9	0-4	.00	0-2	.00	2-2	1.00	1	2	3	1.8	0	0	0	0	0	2	4.2	
HOUSTON	02/07/	19	1-3	.33	1-3	.33	0-2	.00	0	3	3	1.9	3	1	0	0	0	3	4.1	
at SMU	02/10/	19	2-5	.40	1-4	.25	0-0	.00	0	2	2	1.9	2	0	1	1	0	5	4.2	
SOUTH FLA.	02/13/	10	2-3	.66	1-2	.50	0-0	.00	0	1	1	1.8	1	0	2	0	0	5	4.2	
Totals		0	289	25-72	.34	15-54	.27	11-19	.57	6	27	33	1.8	19	15	13	3	13	76	4.2

Games played: 18  
 Minutes/game: 16.1  
 Points/game: 4.2  
 FG Pct: 34.7  
 3FG Pct: 27.8  
 FT Pct: 57.9

Rebounds/game: 1.8  
 Assists/game: 0.8  
 Turnovers/game: 0.7  
 Assist/turnover ratio: 1.2  
 Steals/game: 0.7  
 Blocks/game: 0.2



# AUBREY DAWKINS

6-6 | 205 | r-junior | guard  
durham, n.c. | new hampton prep (n.h.)



## KNIGHT NOTES

### 2018-19

- Scored in double figures in his first 18 games at UCF, the first Knight to do so in the team's D1 era, and has scored in double figures in 21 out of 23 games this season
- Twice named American Athletic Conference Player of the Week (Nov. 19, Jan. 7) and once on The American Weekly Honor Roll (Feb. 11).
- Ranks 13th in the conference in scoring with 15.3 points per game
- Also eighth in the conference with a 78.1 free throw percentage, 13th with a 36.2 three-point percentage and 10th with 2.0 threes per game
- Earned Myrtle Beach Invitational MVP honors
- SMU 2/10: Scored a season-high 26 points on 9-of-12 shooting and 4-of-6 from three
- Tulane 1/23: Led the Knights with 19 points on three made three-pointers
- Wichita 1/16: Scored 22 points on 3-of-6 from beyond the arc
- ECU 1/13: Led the Knights with 18 points and six rebounds, scoring 15 in the second half
- at UConn 1/5: Scored season-high 23 points on 9-of-13 shooting and 2-of-4 from three
- Stetson 12/16: Scored 19 points and had career-high 13 rebounds for second ever double-double
- Missouri 12/2: Led UCF with 22 points on 6-of-9 from the field and 4-of-7 from three
- WKU 11/18: Led UCF with 21 points on five three-pointers
- Rider 11/6: Recorded first career double-double with 16 points and 10 rebounds

### 2016-18 at UCF

- Sat out the 2016-17 season due to NCAA transfer rules
- Missed all of the 2017-18 season after suffering shoulder injury during preseason

### 2014-16 at Michigan

- As a sophomore, played in all 36 games with nine starts, averaging 6.5 points in 2015-16.
- Scored in double figures 10 times with a season-best 19 points against Youngstown State (12/19).
- Named Michigan's "Sixth Man of the Year", producing five double-digit performance off the bench.
- Shot 50 percent from the field and 44 percent from behind the arc.
- As a freshman, played in 30 games with 13 starts, averaging 7.0 points and 20.7 minutes of action.
- Recorded eight double figure scoring games, including three 20-point performances.
- Scored a career-best 31 points against Rutgers (3/7).
- Shot 47.8 percent from the field and 43.8 percent from three-point range.
- Shot 87.0 percent from the free throw line.

### 2018-19 HIGHS

Points	26	at SMU (2/10/19)
Rebounds	13	Stetson (12/16/18)
Assists	4	vs. WKU (11/18/18)
Steals	2	9x, last South Florida (2/13/19)
Blocks	2	#12 Houston (2/7/19)
FG made	9	2x, last at SMU (2/10/19)
FG attempts	16	2x, last at Wichita (1/16/19)
3FG made	5	2x, last Illinois St (12/21/18)
3FG attempts	9	vs. WKU (11/18/18)
FT made	10	Alabama (11/29/18)
FT attempts	10	Alabama (11/29/18)

### CAREER HIGHS

Points	31	Rutgers (3/7/15)
Rebounds	13	Stetson (12/16/18)
Assists	4	vs. WKU (11/18/18)
Steals	2	11x, last S. Florida (2/13/19)
Blocks	2	3x, last #12 Houston (2/7/19)
FG made	10	Rutgers (3/7/15)
FG attempts	16	2x, last at Wichita (1/16/19)
3FG made	8	Rutgers (3/7/15)
3FG attempts	11	Rutgers (3/7/15)
FT made	10	Alabama (11/29/18)
FT attempts	10	Alabama (11/29/18)

### MISCELLANEOUS GAME STATS

Led team in scoring	14
Led team in rebounds	5
Led team in assists	1
Double Figure Points	39
Double Figure Rebounds	2
Double-Doubles	2
20-Point Games	8
30-Point Games	1
3+ Three Pointers	17
5+ Assists	--
3+ Steals	--
3+ Blocks	--

## GAME-BY-GAME

Opponent	Date	gs	min	Total		3-Pointers		Free throws		Rebounds			pf	t/o	blk	stl	pts	avg			
				fg	fga	pct	3fg	3fga	pct	ft	fta	pct							off	def	tot
RIDER	11/06/	*	31	5-14	.35	1-8	.12	5-7	.71	1	9	10	10.0	2	0	3	2	16	16.0		
FLA. ATLANTIC	11/11/	*	31	6-16	.37	1-6	.16	3-3	1.00	2	3	5	7.5	2	1	1	0	0	16	16.0	
vs Cal St. Fullerton	11/15/	*	32	6-12	.50	1-6	.16	0-0	.00	1	3	4	6.3	2	0	2	0	2	13	15.0	
vs Saint Joseph's	11/16/	*	34	5-11	.45	2-6	.33	1-2	.50	0	6	6	6.3	2	0	1	0	1	13	14.5	
vs Western Ky.	11/18/	*	38	8-13	.61	5-9	.55	0-0	.00	0	4	4	5.8	3	4	0	0	0	21	15.8	
NORTHERN KY.	11/24/	*	34	5-9	.55	2-5	.40	0-0	.00	0	5	5	5.7	3	1	4	1	0	12	15.2	
ALABAMA	11/29/	*	36	3-10	.30	0-4	.00	10-10	1.00	0	2	2	5.1	1	3	1	1	2	16	15.3	
at Mizzou	12/02/	*	39	6-9	.66	4-7	.57	6-6	1.00	1	3	4	5.0	4	0	3	0	2	22	16.1	
GRAMBLING	12/08/	*	29	3-10	.30	1-2	.50	4-4	1.00	2	6	8	5.3	2	1	3	0	2	11	15.6	
GA. SOUTHERN	12/11/	*	35	4-13	.30	1-4	.25	1-2	.50	1	5	6	5.4	1	1	3	0	0	10	15.0	
STETSON	12/16/	*	27	6-13	.46	2-5	.40	5-6	.83	4	9	13	6.1	2	1	0	0	2	19	15.4	
ILLINOIS ST.	12/21/	*	33	6-10	.60	5-7	.71	1-2	.50	1	4	5	6.0	3	3	0	1	0	18	15.6	
TEMPLE	01/02/	*	35	5-9	.55	0-2	.00	0-2	.00	0	3	3	5.8	3	3	0	0	0	10	15.2	
at UConn	01/05/	*	38	9-13	.69	2-4	.50	3-4	.75	0	4	4	5.6	1	1	2	0	0	23	15.7	
EAST CAROLINA	01/13/	*	29	6-14	.42	2-8	.25	4-5	.80	1	5	6	5.7	4	3	1	1	1	18	15.9	
at Wichita St.	01/16/	*	28	8-16	.50	3-6	.50	3-3	1.00	0	2	2	5.4	4	1	3	0	1	22	16.3	
TULSA	01/19/	*	35	5-13	.38	2-6	.33	0-0	.00	2	3	5	5.4	4	2	0	0	1	12	16.0	
at Tulane	01/23/	*	28	7-13	.53	3-7	.42	2-2	1.00	1	6	7	5.5	1	1	0	0	2	19	16.2	
at Memphis	01/27/	*	29	1-10	.10	0-5	.00	0-0	.00	1	2	3	5.4	4	1	4	0	1	2	15.4	
UCONN	01/31/	*	35	2-6	.33	1-3	.33	4-6	.66	2	3	5	5.4	1	1	2	1	2	9	15.1	
HOUSTON	02/07/	*	33	5-15	.33	3-7	.42	0-2	.00	1	4	5	5.3	5	0	2	2	0	13	15.0	
at SMU	02/10/	*	38	9-12	.75	4-6	.66	4-5	.80	1	4	5	5.3	1	2	3	1	1	26	15.5	
SOUTH FLA.	02/13/	*	32	4-8	.50	1-4	.25	1-2	.50	0	2	2	5.2	2	1	0	0	2	10	15.3	
Totals			23	759	124-269	.46	46-127	.36	57-73	.78	22	97	119	5.2	57	31	38	10	24	351	15.3

Games played: 23  
 Minutes/game: 33.0  
 Points/game: 15.3  
 FG Pct: 46.1  
 3FG Pct: 36.2  
 FT Pct: 78.1

Rebounds/game: 5.2  
 Assists/game: 1.3  
 Turnovers/game: 1.7  
 Assist/turnover ratio: 0.8  
 Steals/game: 1.0  
 Blocks/game: 0.4





# FRANKBERTZ

6-5 | 180 | junior | guard  
hesperia, calif. | sultana hs



## KNIGHT NOTES

### 2018-19

- Shooting 46 percent from three-point range over the last five games
- Houston 2/7: Hit two threes for six points
- Memphis 1/27: Knocked down 2-of-5 from three-point range for six points
- Tulane 1/23: Scored first points since Dec. 21 with two points and three rebounds
- Stetson 12/16: Had nine points on a trio of three-pointers
- Grambling 12/8: Scored eight points and went 2-of-2 from beyond the arc
- WKU 11/18: Scored 11 points on three three-pointers
- Saint Joe's 11/16: Scored 10 points on two three-pointers
- Rider 11/6: Made UCF debut

### Prior to UCF

- A two-year starter at East Los Angeles College
- As a sophomore, shot 79-of-166 (48%) from three-point range
- Also averaged 13.2 points and 3.6 rebounds per game, while shooting 88 percent from the free throw line
- Led ELAC to a 24-6 overall record and a 9-1 league mark
- His squad won the South Coast Conference Championship
- Earned First Team All-Conference honors

## 2018-19 HIGHS

Points	11	WKU (11/18/18)
Rebounds	5	2x, last Grambling (12/8/18)
Assists	2	2x, last Stetson (12/16/18)
Steals	2	4x, last UConn (1/31/19)
Blocks	1	2x, last S. Florida (2/13/19)
FG made	4	Saint Joe's (11/16/18)
FG attempts	9	2x, last Stetson (12/16/18)
3FG made	3	2x, last Stetson (12/16/18)
3FG attempts	7	WKU (11/18/18)
FT made	2	2x, last WKU (11/18/18)
FT attempts	2	2x, last WKU (11/18/18)

## CAREER HIGHS

Points	11	WKU (11/18/18)
Rebounds	5	2x, last Grambling (12/8/18)
Assists	2	2x, last Stetson (12/16/18)
Steals	2	4x, last UConn (1/31/19)
Blocks	1	2x, last S. Florida (2/13/19)
FG made	4	Saint Joe's (11/16/18)
FG attempts	9	2x, last Stetson (12/16/18)
3FG made	3	2x, last Stetson (12/16/18)
3FG attempts	7	WKU (11/18/18)
FT made	2	2x, last WKU (11/18/18)
FT attempts	2	2x, last WKU (11/18/18)

## MISCELLANEOUS GAME STATS

Led team in scoring	--
Led team in rebounds	--
Led team in assists	--
Double Figure Points	2
Double Figure Rebounds	--
Double-Doubles	--
20-Point Games	--
30-Point Games	--
3+ Three Pointers	2
5+ Assists	--
3+ Steals	--
3+ Blocks	--

## GAME-BY-GAME

Opponent	Date	gs	min	Total		3-Pointers		Free throws		Rebounds				pf	a	t/o	blk	stl	pts	avg
				fg-fga	pc1	3fg-fga	pc1	ft-fa	pc1	off	def	tot	avg							
RIDER	11/06/	2	0-1	.00	0-1	.00	0-0	.00	0	0	0	0	0	2	1	0	0	0	0	0
FLA. ATLANTIC	11/11/	10	0-4	.00	0-3	.00	2-2	1.00	0	3	3	1.5	2	0	2	0	1	2	1.0	
vs Cal St. Fullerton	11/15/	11	0-2	.00	0-1	.00	0-0	.00	1	4	5	2.7	1	0	1	0	1	0	0.7	
vs Saint Joseph's	11/16/	20	4-6	.66	2-4	.50	0-0	.00	1	3	4	3.0	0	2	0	0	2	10	3.0	
vs Western Ky.	11/18/	18	3-9	.33	3-7	.42	2-2	1.00	1	2	3	3.0	1	1	1	0	1	11	4.6	
NORTHERN KY.	11/24/	14	1-4	.25	1-3	.33	0-1	.00	2	2	4	3.2	0	0	0	0	0	3	4.3	
ALABAMA	11/29/	5	1-2	.50	1-2	.50	0-0	.00	0	1	1	2.9	0	0	0	0	0	3	4.1	
at Mizzou	12/02/	2	0-0	.00	0-0	.00	0-0	.00	0	0	0	2.5	0	0	0	0	0	0	3.6	
GRAMBLING	12/08/	16	3-4	.75	2-2	1.00	0-0	.00	3	2	5	2.8	2	0	1	0	1	8	4.1	
GA. SOUTHERN	12/11/	9	1-3	.33	0-1	.00	0-0	.00	0	0	0	2.5	3	1	0	0	0	2	3.9	
STETSON	12/16/	23	3-9	.33	3-8	.37	0-0	.00	0	1	1	2.4	2	2	0	0	1	9	4.4	
ILLINOIS ST.	12/21/	13	1-1	1.00	0-0	.00	0-0	.00	1	0	1	2.3	1	0	0	0	2	2	4.2	
TEMPLE	01/02/	3	0-0	.00	0-0	.00	0-0	.00	0	0	0	2.1	1	0	1	0	0	0	3.8	
at UConn	01/05/	5	0-0	.00	0-0	.00	0-0	.00	0	0	0	1.9	0	1	0	0	0	0	3.6	
EAST CAROLINA	01/13/	11	0-2	.00	0-2	.00	0-0	.00	0	0	0	1.8	1	0	1	0	0	0	3.3	
at Wichita St.	01/16/	7	0-1	.00	0-1	.00	0-0	.00	0	0	0	1.7	0	0	0	0	0	0	3.1	
TULSA	01/19/	8	0-1	.00	0-1	.00	0-0	.00	0	0	0	1.6	0	0	1	1	0	0	2.9	
at Tulane	01/23/	17	1-4	.25	0-3	.00	0-0	.00	1	2	3	1.7	0	0	0	0	2	2	2.9	
at Memphis	01/27/	13	2-5	.40	2-5	.40	0-0	.00	0	1	1	1.6	1	1	0	0	1	6	3.1	
UConn	01/31/	12	1-2	.50	1-1	1.00	0-0	.00	1	1	2	1.7	1	1	1	0	2	3	3.1	
HOUSTON	02/07/	17	2-5	.40	2-4	.50	0-0	.00	0	1	1	1.6	3	1	0	0	0	6	3.2	
at SMU	02/10/	6	0-0	.00	0-0	.00	0-0	.00	0	0	0	1.5	1	0	0	0	0	0	3.0	
SOUTH FLA.	02/13/	16	0-1	.00	0-1	.00	0-0	.00	0	0	0	1.5	1	1	0	1	0	0	2.9	
Totals		0	258	23-66	.34	17-50	.34	4-5	.80	11	23	34	1.5	23	12	9	2	14	67	2.9

Games played: 23  
 Minutes/game: 11.2  
 Points/game: 2.9  
 FG Pct: 34.8  
 3FG Pct: 34.0  
 FT Pct: 80.0

Rebounds/game: 1.5  
 Assists/game: 0.5  
 Turnovers/game: 0.4  
 Assist/turnover ratio: 1.3  
 Steals/game: 0.6  
 Blocks/game: 0.1



# CHAD BROWN

6-9 | 245 | senior | forward  
deltona, fla. | deltona hs



## KNIGHT NOTES

### 2018-19

- Ranks ninth in The American with 1.0 blocked shots per game
- Is ninth all-time at UCF with 87 career blocked shots
- Memphis 1/27: Had a team-high nine rebounds and tied a season-high with three blocks
- Tulsa 1/19: Scored seven points and tied a career-high with 10 rebounds
- ECU 1/13: Tied season-highs with nine points and eight rebounds
- Illinois St 12/21: Made first start of the season, scoring six points with four boards, two steals and two blocked shots
- Stetson 12/16: Had nine points and six rebounds
- Missouri 12/2: Led UCF with eight rebounds and had two blocked shots
- Alabama 11/29: Scored eight points and led the Knights with eight rebounds
- NKU 11/24: Totaled season highs of three blocks and seven rebounds
- WKU 11/18: Had six points on 3-of-3 from the field with five rebounds
- Fullerton 11/15: Scored eight points, with five boards and two blocks

### 2017-18

- Played in all 32 games, starting 15 times.
- Averaged 5.2 points and was third on the team with 4.6 rebounds per game.
- Led the Knights with 34 blocked shots, ranking eighth in the league with 1.1 blocks per game.
- Was 11th in the league with 1.8 offensive rebounds per game during conference games.

## 2018-19 HIGHS

Points	9	2x, last ECU (1/13/19)
Rebounds	10	Tulsa (1/19/19)
Assists	2	2x, last Illinois St (12/21/18)
Steals	2	3x, last at UConn (1/5/19)
Blocks	3	2x, last at Memphis (1/27/19)
FG made	4	Stetson (12/16/18)
FG attempts	7	2x, last ECU (1/13/19)
3FG made	--	--
3FG attempts	1	Stetson (12/16/18)
FT made	3	3x, last S. Florida (2/13/19)
FT attempts	8	Alabama (11/29/18)

## CAREER HIGHS

Points	13	2x, last at USF (1/20/18)
Rebounds	10	4x, last Tulsa (1/19/19)
Assists	2	3x, last Illinois St (12/21/18)
Steals	3	vs. ECU (3/8/18)
Blocks	5	G-WU (11/15/17)
FG made	6	at USF (1/20/18)
FG attempts	8	2x, last at USF (1/20/18)
3FG made	-	--
3FG attempts	1	Stetson (12/16/18)
FT made	8	2x, last vs. St. John's (11/26/17)
FT attempts	13	vs. St. John's (11/26/17)

## MISCELLANEOUS GAME STATS

Led team in scoring	1
Led team in rebounds	15
Led team in assists	1
Double Figure Points	9
Double Figure Rebounds	4
Double-Doubles	2
20-Point Games	--
30-Point Games	--
3+ Three Pointers	--
5+ Assists	--
3+ Steals	1
3+ Blocks	8

## GAME-BY-GAME

Opponent	Date	gs	min	Total		3-Pointers		Free throws		Rebounds			pf	a	t/o	blk	stl	pts	avg	
				fg-fga	pct	3fg-fga	pct	ft-fa	pct	off	def	tot								avg
RIDER	11/06/	14	1-1	1.00	0-0	.00	0-0	.00	0	2	2	2.0	5	0	0	2	0	2	2.0	
FLA. ATLANTIC	11/11/	19	1-2	.50	0-0	.00	1-2	.50	3	2	5	3.5	0	0	0	2	1	3	2.5	
vs Cal St. Fullerton	11/15/	20	3-5	.60	0-0	.00	2-2	1.00	2	3	5	4.0	2	2	0	2	0	8	4.3	
vs Saint Joseph's	11/16/	16	3-7	.42	0-0	.00	0-0	.00	2	2	4	4.0	1	1	1	0	0	6	4.8	
vs Western Ky.	11/18/	13	3-3	1.00	0-0	.00	0-0	.00	1	4	5	4.2	4	0	1	1	0	6	5.0	
NORTHERN KY.	11/24/	21	2-4	.50	0-0	.00	1-1	1.00	0	7	7	4.7	1	0	0	3	0	5	5.0	
ALABAMA	11/29/	27	3-4	.75	0-0	.00	2-8	.25	1	7	8	5.1	1	0	0	1	2	8	5.4	
at Mizzou	12/02/	24	1-3	.33	0-0	.00	0-0	.00	2	6	8	5.5	1	0	1	2	0	2	5.0	
GRAMBLING	12/08/	16	1-4	.25	0-0	.00	3-6	.50	1	3	4	5.3	2	1	1	1	0	5	5.0	
GA. SOUTHERN	12/11/	17	1-2	.50	0-0	.00	0-0	.00	1	4	5	5.3	0	1	1	0	0	2	4.7	
STETSON	12/16/	15	4-6	.66	0-1	.00	1-2	.50	2	4	6	5.4	1	1	1	1	0	9	5.1	
ILLINOIS ST.	12/21/	* 26	2-4	.50	0-0	.00	2-2	1.00	1	3	4	5.3	0	2	2	2	2	6	5.2	
TEMPLE	01/02/	13	1-5	.20	0-0	.00	1-1	1.00	0	2	2	5.0	1	0	0	0	0	3	5.0	
at UConn	01/05/	16	2-3	.66	0-0	.00	0-0	.00	0	3	3	4.9	2	0	0	1	2	4	4.9	
EAST CAROLINA	01/13/	25	3-7	.42	0-0	.00	3-6	.50	5	3	8	5.1	1	0	0	0	1	9	5.2	
at Wichita St.	01/16/	7	0-1	.00	0-0	.00	2-2	1.00	0	2	2	4.9	2	0	0	0	0	2	5.0	
TULSA	01/19/	24	3-3	1.00	0-0	.00	1-1	1.00	0	10	10	5.2	2	0	0	1	0	7	5.1	
at Tulane	01/23/	13	2-4	.50	0-0	.00	0-0	.00	1	1	2	5.0	2	0	0	0	0	4	5.1	
at Memphis	01/27/	17	1-4	.25	0-0	.00	1-2	.50	5	4	9	5.2	1	0	2	3	0	3	4.9	
UCONN	01/31/	22	3-4	.75	0-0	.00	1-4	.25	1	3	4	5.2	2	1	0	0	0	7	5.1	
HOUSTON	02/07/	22	2-3	.66	0-0	.00	1-2	.50	1	4	5	5.1	2	0	0	2	1	5	5.0	
at SMU	02/10/	13	1-4	.25	0-0	.00	2-2	1.00	0	3	3	5.0	1	0	1	0	0	4	5.0	
SOUTH FLA.	02/13/	21	1-3	.33	0-0	.00	3-6	.50	4	5	9	5.2	3	1	2	0	1	5	5.0	
Totals		1	421	44-86	.51	0-1	.00	27-49	.55	33	87	120	5.2	37	10	13	24	10	115	5.0

Games played: 23  
 Minutes/game: 18.3  
 Points/game: 5.0  
 FG Pct: 51.2  
 3FG Pct: 0.0  
 FT Pct: 55.1

Rebounds/game: 5.2  
 Assists/game: 0.4  
 Turnovers/game: 0.6  
 Assist/turnover ratio: 0.8  
 Steals/game: 0.4  
 Blocks/game: 1.0



# CHANCE MCSPADDEN KNIGHT NOTES

6-4 | 185 | r-junior | guard  
winter haven, fla. | winter haven hs



### 2018-19

- NKU 11/24: Played a season high 12 minutes, grabbing four rebounds
- FAU 11/11: Knocked down one three-pointer
- Rider 11/6: Scored two points in eight minutes off the bench

### 2017-18

- Played in 18 games, starting three, missing 14 contests due to injury.
- Averaged 5.3 points and 2.9 rebounds per game.
- Added 10 assists and 13 steals.
- SC State (12/21): Scored 10 points, with four rebounds, three assists, two blocks and three steals.
- William & Mary (11/18): Led UCF with 18 points, five rebounds and four assists.
- Gardner-Webb (11/15): Grabbed a career high eight rebounds to go with nine points.
- Mercer (11/10): Scored 13 points in first game back after season-long knee injury.

## 2018-19 HIGHS

Points	3	FAU (11/11/18)
Rebounds	4	NKU (11/24/18)
Assists	1	3x, last Stetson (12/16/18)
Steals	1	vs. Fullerton (11/15/18)
Blocks	--	--
FG made	1	2x, last FAU (11/11/18)
FG attempts	3	Rider (11/6/18)
3FG made	1	FAU (11/11/18)
3FG attempts	2	Rider (11/6/18)
FT made	1	Stetson (12/16/18)
FT attempts	2	2x, last Stetson (12/16/18)

## GAME-BY-GAME

Opponent	Date	gs	min	Total		3-Pointers		Free throws		Rebounds			pf	a	t/o	blk	stl	pts	avg	
				fg-fga	pct	3fg-fga	pct	ft-fa	pct	off	def	tot								avg
RIDER	11/06/	8	1-3	.33	0-2	.00	0-1	.00	0	2	2	2.0	0	1	0	0	2	2.0		
FLA. ATLANTIC	11/11/	11	1-1	1.00	1-1	1.00	0-1	.00	1	0	1	1.5	2	0	1	0	0	3	2.5	
vs Cal St. Fullerton	11/15/	2	0-0	.00	0-0	.00	0-2	.00	1	1	2	1.7	0	1	0	0	1	0	1.7	
vs Saint Joseph's	11/16/	3	0-0	.00	0-0	.00	0-0	.00	0	1	1	1.5	0	0	0	0	0	0	1.3	
NORTHERN KY.	11/24/	12	0-1	.00	0-0	.00	0-0	.00	1	3	4	2.0	2	1	0	0	0	0	1.0	
at Mizzou	12/02/	dnp	-	-	-	-	-	-	-	-	-	-	-	-	-	-	-	-	-	
GRAMBLING	12/08/	5	0-0	.00	0-0	.00	0-0	.00	0	1	1	1.8	1	0	1	0	0	0	0.8	
STETSON	12/16/	8	0-2	.00	0-1	.00	1-2	.50	0	2	2	1.9	0	1	0	0	0	1	0.9	
at Tulane	01/23/	dnp	-	-	-	-	-	-	-	-	-	-	-	-	-	-	-	-	-	
<b>Totals</b>		<b>0</b>	<b>49</b>	<b>2-7</b>	<b>.28</b>	<b>1-4</b>	<b>.25</b>	<b>1-6</b>	<b>.16</b>	<b>3</b>	<b>10</b>	<b>13</b>	<b>1.9</b>	<b>5</b>	<b>3</b>	<b>3</b>	<b>0</b>	<b>1</b>	<b>6</b>	<b>0.9</b>

Games played: 7  
 Minutes/game: 7.0  
 Points/game: 0.9  
 FG Pct: 28.6  
 3FG Pct: 25.0  
 FT Pct: 16.7

Rebounds/game: 1.9  
 Assists/game: 0.4  
 Turnovers/game: 0.4  
 Assist/turnover ratio: 1.0  
 Steals/game: 0.1

## CAREER HIGHS

Points	21	at Stetson (12/2/15)
Rebounds	8	G-WU (11/15/17)
Assists	7	Houston (2/24/16)
Steals	5	Illinois-Chicago (12/5/15)
Blocks	2	SC State (12/21/17)
FG made	7	2x, last W&M (11/18/17)
FG attempts	12	Houston (2/24/16)
3FG made	3	at Stetson (12/2/15)
3FG attempts	6	at Stetson (12/2/15)
FT made	7	at USF (1/20/16)
FT attempts	8	2x, last G-WU (11/15/17)

## MISCELLANEOUS GAME STATS

Led team in scoring	2
Led team in rebounds	2
Led team in assists	4
Double Figure Points	10
Double Figure Rebounds	--
Double-Doubles	--
20-Point Games	1
30-Point Games	--
3+ Three Pointers	1
5+ Assists	3
3+ Steals	2
3+ Blocks	--



# TACKO FALL

7-6 | 310 | senior | center  
dakar, senegal | liberty christian prep



## KNIGHT NOTES

### 2018-19

- With 258 career blocks, he is the all-time leader at UCF in blocked shots.
- Leads The American with a 75.6 field goal percentage and would lead the nation if he qualified due to NCAA minimum field goals made
- Also leads The American and ranks ninth in the nation with 2.7 blocked shots per game
- Now has 796 career rebounds and is fourth all-time in UCF history.
- Ranks sixth in the league with 7.0 rebounds per game
- Has had four or more blocks eight times this season
- Became the 20th member of UCF's 1,000-Point Club with 13 points vs. Houston on Feb. 7, now totaling 1,032 in his four season
- The Knights are 13-1 when Fall scores in double figures this season
- South Florida 2/13: Set a UCF record with 21 free throw attempts, scoring a season-high 21 points and grabbing nine rebounds
- Tulane 1/23: Recorded double figure rebounds for the fourth time with 10 boards and 3 blocks
- Temple 1/2: Second straight double-double and third of the year with 16 points and 11 boards
- Illinois St 12/21: Recorded second double-double of the season with 11 points and 12 boards
- Ga. Southern 12/11: Scored 14 points to with four blocked shots
- NKU 11/24: Had a season high 20 points to go with nine rebounds
- Named to Myrtle Beach Invitational All-Tournament Team
- Saint Joe's 11/16: Scored 12 points on 6-of-8 shooting with nine rebounds and four blocks
- Fullerton 11/15: Scored 12 points and had 10 rebounds for first double-double of the season
- Named Preseason Second Team All-Conference by The American
- Also named to the Kareem Abdul-Jabbar Award Preseason Watch List

### 2017-18

- Shot .736 from the field (343-466), setting a new UCF single-season record.
- Played in 16 games, starting 15 and missing 16 contests due to injury.
- Was third on the team with 11.3 points per game and second with 7.3 rebounds per outing.
- Also second on the team with 31 blocked shots.
- Twice named to The American's Weekly Honor Roll.

### 2018-19 HIGHS

Points	21	South Florida (2/13/19)
Rebounds	12	Illinois St (12/21/18)
Assists	2	3x, last Temple (1/2/19)
Steals	1	6x, last at SMU (2/10/19)
Blocks	6	at Missouri (12/2/18)
FG made	7	2x, last Temple (1/2/19)
FG attempts	9	2x, last S. Florida (2/13/19)
3FG made	--	--
3FG attempts	--	--
FT made	9	South Florida (2/13/19)
FT attempts	21	South Florida (2/13/19)

### CAREER HIGHS

Points	31	Miami (OH) (12/18/16)
Rebounds	17	Penn (12/12/16)
Assists	3	Md. ES (12/10/16)
Steals	2	Penn (12/12/16)
Blocks	6	3x, last at Missouri (12/2/18)
FG made	13	vs. Miss State (11/17/16)
FG attempts	17	vs. Miss State (11/17/16)
3FG made	-	--
3FG attempts	1	ECU (1/3/17)
FT made	9	2x, last S. Florida (2/13/19)
FT attempts	21	South Florida (2/13/19)

### MISCELLANEOUS GAME STATS

Led team in scoring	19
Led team in rebounds	49
Led team in assists	--
Double Figure Points	51
Double Figure Rebounds	28
Double-Doubles	21
20-Point Games	7
30-Point Games	1
3+ Three Pointers	--
5+ Assists	--
3+ Steals	--
3+ Blocks	45

## GAME-BY-GAME

Opponent	Date	gs	min	Total		3-Pointers		Free throws		Rebounds				pf	a	l/o	b/k	stl	pts	avg	
				fg/fga	pc	3fg/fga	pc	ft/fta	pc	off	def	tot	ava								
RIDER	11/06/	*	17	2-2	1.00	0-0	.00	0-2	.00	0	6	6	6.0	4	0	1	5	0	4	4.0	
FLA. ATLANTIC	11/11/	*	23	4-4	1.00	0-0	.00	1-4	.25	1	6	7	6.5	3	1	3	0	0	9	6.5	
vs Cal St. Fullerton	11/15/	*	20	5-7	.71	0-0	.00	2-4	.50	2	8	10	7.7	4	2	1	3	0	12	8.3	
vs Saint Joseph's	11/16/	*	21	6-8	.75	0-0	.00	0-0	.00	3	6	9	8.0	1	1	3	4	1	12	9.3	
vs Western Ky.	11/18/	*	25	6-8	.75	0-0	.00	1-9	.11	2	4	6	7.6	3	2	2	2	0	13	10.0	
NORTHERN KY.	11/24/	*	23	7-8	.87	0-0	.00	6-15	.40	3	6	9	7.8	3	0	1	1	0	20	11.7	
ALABAMA	11/29/	*	19	5-8	.62	0-0	.00	0-3	.00	2	0	2	7.0	4	0	2	4	0	10	11.4	
at Mizzou	12/02/	*	37	3-3	1.00	0-0	.00	0-3	.00	2	2	4	6.6	2	0	3	6	0	6	10.8	
GRAMBLING	12/08/	*	24	3-5	.60	0-0	.00	1-6	.16	0	8	8	6.8	2	0	2	5	0	7	10.3	
GA. SOUTHERN	12/11/	*	27	6-7	.85	0-0	.00	2-3	.66	3	1	4	6.5	3	0	2	4	0	14	10.7	
STETSON	12/16/	*	23	4-5	.80	0-0	.00	2-6	.33	2	4	6	6.5	1	0	0	5	0	10	10.6	
ILLINOIS ST.	12/21/	*	27	5-5	1.00	0-0	.00	1-4	.25	5	7	12	6.9	2	0	1	1	1	11	10.7	
TEMPLE	01/02/	*	31	7-9	.77	0-0	.00	2-6	.33	6	5	11	7.2	3	2	1	3	0	16	11.1	
at UConn	01/05/	*	28	1-1	1.00	0-0	.00	1-3	.33	0	5	5	7.1	4	1	4	2	1	3	10.5	
EAST CAROLINA	01/13/	*	30	4-5	.80	0-0	.00	2-10	.20	4	3	7	7.1	2	0	1	2	0	10	10.5	
at Wichita St.	01/16/	*	32	2-4	.50	0-0	.00	2-4	.50	2	5	7	7.1	0	0	0	2	1	6	10.2	
TULSA	01/19/	*	16	5-8	.62	0-0	.00	2-6	.33	4	2	6	7.0	5	0	1	0	0	12	10.3	
at Tulane	01/23/	*	20	2-6	.33	0-0	.00	0-2	.00	3	7	10	7.2	4	0	4	3	1	4	9.9	
at Memphis	01/27/	*	19	3-4	.75	0-0	.00	1-4	.25	2	4	6	7.1	3	1	3	2	0	7	9.8	
UCONN	01/31/	*	25	4-4	1.00	0-0	.00	1-2	.50	1	6	7	7.1	2	0	1	2	0	9	9.8	
HOUSTON	02/07/	*	19	5-6	.83	0-0	.00	3-7	.42	2	4	6	7.0	3	0	2	0	0	13	9.9	
at SMU	02/10/	*	26	4-5	.80	0-0	.00	2-2	1.00	0	3	3	6.9	1	0	2	2	1	10	9.9	
SOUTH FLA.	02/13/	*	26	6-9	.66	0-0	.00	9-21	.42	2	7	9	7.0	3	1	1	5	0	21	10.4	
Totals			23	558	99-131	.75	0-0	.00	41-126	.32	51	109	160	7.0	62	11	41	63	6	239	10.4

Games played: 23  
 Minutes/game: 24.3  
 Points/game: 10.4  
 FG Pct: 75.6  
 FT Pct: 32.5

Rebounds/game: 7.0  
 Assists/game: 0.5  
 Turnovers/game: 1.8  
 Assist/turnover ratio: 0.3  
 Steals/game: 0.3  
 Blocks/game: 2.7





# COLLIN SMITH

6-11 | 245 | r-sophomore | forward  
jacksonville, fla. | the bolles school



## KNIGHT NOTES

### 2018-19

- Fourth on the team with 8.3 points per game
- Has scored in double figures in seven of the last 12 games
- Shooting 57 percent from the floor in last five games
- Is third on the team with 5.2 rebounds per game
- After starting the year 13-of-30, has shot 37-of-47 (78.7%) from the free throw line since Dec. 2
- SMU 2/10: Scored a season-high 18 points, dished out a career-high five assists and grabbed 10 boards for his third double-double of the season
- UConn 1/31: Had 11 points, three rebounds and two assists
- Tulane 1/23: Totaled 11 points with four boards, one block and a steal
- Tulsa 1/19: Scored 13 points and went 7-of-8 from the free throw line with three assists
- ECU 1/13: Finished with 12 points and tied for the team-lead with eight rebounds
- Temple 1/2: Scored 12 points with four rebounds and two steals in conference opener
- Ga. Southern 12/11: Had second double-double of the season with 11 points and 10 boards
- NKU 11/24: Had seven points and tied for the team lead with nine rebounds
- Rider 11/6: Recorded second career double-double with 14 points and a career high 13 rebounds

### 2017-18

- Sat out due to NCAA transfer rules

### 2016-17 at GW

- Started 17 of 34 games as a freshman at George Washington
- Ranked third on the team in rebounds with 4.4 per game
- Was second on the team in blocked shots with 29
- Scored in double figures in six games
- Recorded first career double-double with 12 points and a career-high 11 rebounds against Saint Joseph's (12/30)
- Scored career-high of 22 points on 8-of-13 shooting against South Florida (12/3)
- Also hit the game-winning three-pointer with 3.5 seconds left against the Bulls

### 2018-19 HIGHS

Points	18	at SMU (2/10/19)
Rebounds	13	Rider (11/6/18)
Assists	5	at SMU (2/10/19)
Steals	3	at Memphis (1/27/19)
Blocks	1	6x, last S. Florida (2/13/19)
FG made	7	at SMU (2/10/19)
FG attempts	11	2x, last at SMU (2/10/19)
3FG made	2	2x, last ECU (1/13/19)
3FG attempts	4	Ga. Southern (12/11/18)
FT made	7	Tulsa (1/19/19)
FT attempts	15	Rider (11/6/18)

### CAREER HIGHS

Points	22	USF (12/3/16)
Rebounds	13	Rider (11/6/18)
Assists	5	at SMU (2/10/19)
Steals	4	USF (12/3/16)
Blocks	4	Penn State (11/26/16)
FG made	8	USF (12/3/16)
FG attempts	13	USF (12/3/16)
3FG made	2	4x, last ECU (1/13/19)
3FG attempts	4	Ga. Southern (12/11/18)
FT made	7	Tulsa (1/19/19)
FT attempts	15	Rider (11/6/18)

### MISCELLANEOUS GAME STATS

Led team in scoring	1
Led team in rebounds	9
Led team in assists	--
Double Figure Points	17
Double Figure Rebounds	5
Double-Doubles	4
20-Point Games	1
30-Point Games	--
3+ Three Pointers	--
5+ Assists	1
3+ Steals	2
3+ Blocks	4

## GAME-BY-GAME

Opponent	Date	qs	min	Total			3-Pointers		Free throws		Rebounds					pts	avg				
				fg-fga	pct	3fg-fga	pct	ft-fa	pct	off	def	tot	avg	pf	a			t/o	blk	stl	
RIDER	11/06/	*	30	4-10	.40	0-1	.00	6-15	.40	6	7	13	13.0	3	3	1	1	0	14	14.0	
FLA. ATLANTIC	11/11/	*	21	2-5	.40	0-1	.00	0-2	.00	1	1	2	7.5	5	3	3	0	0	4	9.0	
vs Cal St. Fullerton	11/15/	*	27	4-11	.36	0-2	.00	4-7	.57	2	3	5	6.7	4	1	4	0	0	12	10.0	
vs Saint Joseph's	11/16/	*	15	1-3	.33	0-0	.00	0-0	.00	1	2	3	5.8	2	1	2	0	1	2	8.0	
vs Western Ky.	11/18/	*	17	1-3	.33	0-0	.00	0-0	.00	2	6	8	6.2	4	0	2	0	0	2	6.8	
NORTHERN KY.	11/24/	*	23	2-6	.33	1-1	1.00	2-4	.50	2	7	9	6.7	3	2	2	0	0	7	6.8	
ALABAMA	11/29/	*	19	0-2	.00	0-1	.00	1-2	.50	0	6	6	6.6	2	1	1	0	0	1	6.0	
at Mizzeu	12/02/	*	28	4-7	.57	0-1	.00	3-3	1.00	1	3	4	6.3	3	0	1	0	1	11	6.6	
GRAMBLING	12/08/	*	23	1-3	.33	0-0	.00	2-2	1.00	0	4	4	6.0	3	3	1	0	0	4	6.3	
GA. SOUTHERN	12/11/	*	19	4-8	.50	2-4	.50	1-3	.33	2	8	10	6.4	4	3	1	1	0	11	6.8	
STETSON	12/16/	*	19	2-3	.66	0-0	.00	4-4	1.00	0	3	3	6.1	3	3	2	0	0	8	6.9	
ILLINOIS ST.	12/21/	*	23	5-10	.50	0-1	.00	2-3	.66	2	2	4	5.9	3	0	3	1	1	12	7.3	
TEMPLE	01/02/	*	24	5-8	.62	0-1	.00	2-2	1.00	0	4	4	5.8	3	1	1	0	2	12	7.7	
at UConn	01/05/	*	18	1-2	.50	0-1	.00	1-1	1.00	0	2	2	5.5	2	1	2	0	1	3	7.4	
EAST CAROLINA	01/13/	*	21	5-7	.71	2-3	.66	0-0	.00	1	7	8	5.7	5	1	2	0	1	12	7.7	
at Wichita St.	01/16/	*	20	3-8	.37	1-3	.33	0-0	.00	2	3	5	5.6	4	2	1	1	0	7	7.6	
TULSA	01/19/	*	26	3-9	.33	0-2	.00	7-8	.87	1	3	4	5.5	1	3	3	0	1	13	7.9	
at Tulane	01/23/	*	27	4-9	.44	0-2	.00	3-6	.50	1	3	4	5.4	3	0	0	1	1	11	8.1	
at Memphis	01/27/	*	25	4-8	.50	0-1	.00	0-0	.00	2	1	3	5.3	3	2	2	0	3	8	8.1	
UCONN	01/31/	*	22	3-5	.60	0-0	.00	5-8	.62	0	3	3	5.2	5	2	2	0	1	11	8.3	
HOUSTON	02/07/	*	11	0-1	.00	0-0	.00	0-0	.00	1	0	1	5.0	3	0	3	0	0	0	7.9	
at SMU	02/10/	*	30	7-11	.63	0-1	.00	4-4	1.00	3	7	10	5.2	3	5	1	0	1	18	8.3	
SOUTH FLA.	02/13/	*	23	3-5	.60	0-0	.00	3-3	1.00	2	3	5	5.2	5	1	3	1	1	9	8.3	
Totals			22	511	68-144	.47	6-26	.23	50-77	.64	32	88	120	5.2	76	38	43	6	15	192	8.3

Games played: 23	Rebounds/game: 5.2
Minutes/game: 22.2	Assists/game: 1.7
Points/game: 8.3	Turnovers/game: 1.9
FG Pct: 47.2	Assist/turnover ratio: 0.9
3FG Pct: 23.1	Steals/game: 0.7
FT Pct: 64.9	Blocks/game: 0.3



**OVERALL STATISTICS**

**Orlando's Hometown Team Statistics  
UCF Combined Team Statistics (as of Feb 13, 2019)  
All games**

RECORD:	OVERALL	HOME	AWAY	NEUTRAL
ALL GAMES	18-5	12-2	3-3	3-0
CONFERENCE	8-3	5-1	3-2	0-0
NON-CONFERENCE	10-2	7-1	0-1	3-0

#	Player	gp-gs	min	avg	Total		3-Point		F-Throw		Rebounds				pf	dq	a	to	blk	stl	pts	avg
					fg-fga	fg%	3fg-fga	3fg%	ft-fga	ft%	off	def	tot	avg								
01	Taylor,B.J.	23-23	774	33.7	102-252	.40	42-112	.37	134-174	.77	10	37	47	2.0	37	0	78	42	0	21	380	16.5
15	Dawkins,Aubrey	23-23	759	33.0	124-269	.46	46-127	.36	57-73	.78	22	97	119	5.2	57	1	31	38	10	24	351	15.3
24	Fall,Tacko	23-23	558	24.3	99-131	.75	0-0	.00	41-126	.32	51	109	160	7.0	62	1	11	41	63	6	239	10.4
35	Smith,Collin	23-22	511	22.2	68-144	.47	6-26	.23	50-77	.64	32	88	120	5.2	76	4	38	43	6	15	192	8.3
02	Allen,Terrell	23-23	681	29.6	55-122	.45	21-45	.46	33-48	.68	6	66	72	3.1	50	0	93	31	0	31	164	7.1
21	Brown,Chad	23-1	421	18.3	44-86	.51	0-1	.00	27-49	.55	33	87	120	5.2	37	1	10	13	24	10	115	5.0
10	Griffin,Dayon	18-0	289	16.1	25-72	.34	15-54	.27	11-19	.57	6	27	33	1.8	19	0	15	13	3	13	76	4.2
04	DeJesus,Cesar	22-0	294	13.4	33-67	.49	5-17	.29	20-27	.74	4	19	23	1.0	18	0	19	19	3	7	91	4.1
20	Bertz,Frank	23-0	258	11.2	23-66	.34	17-50	.34	4-5	.80	11	23	34	1.5	23	0	12	9	2	14	67	2.9
12	Grant,Xavier	5-0	10	2.0	1-2	.50	1-2	.50	2-2	1.000	0	2	2	0.4	0	0	0	2	0	0	5	1.0
22	McSpadden,Chanc	7-0	49	7.0	2-7	.28	1-4	.25	1-6	.16	3	10	13	1.9	5	0	3	3	0	1	6	0.9
25	Anders,Ryan	5-0	10	2.0	1-4	.25	0-2	.00	0-0	.00	0	2	2	0.4	1	0	0	0	0	0	2	0.4
13	Renaud,Levy	5-0	10	2.0	0-3	.00	0-0	.00	0-0	.00	0	0	0	0.0	2	0	0	1	0	0	0	0.0
Team											47	55	102				9					
Total.....		23	4624		577-122	.47	154-440	.35	380-606	.62	225	622	847	36.8	387	7	310	264	111	142	168	73.4
Opponents.....		23	4621		534-135	.39	167-521	.32	250-394	.63	270	545	815	35.4	516	-	294	291	67	130	148	64.6

TEAM STATISTICS	UCF	OPP	Date	Opponent	Score	Att.
SCORING	1688	1485	11/06/18	RIDER	w 84-70	4870
Points per game	73.4	64.6	11/11/18	FLA. ATLANTIC	L 79-80	4304
Scoring margin	+8.8	-	11/15/18	vs Cal St. Fullerton	w 68-52	1317
FIELD GOALS-ATT	577-1225	534-1356	11/16/18	vs Saint Joseph's	w 77-57	1050
Field goal pct	.471	.394	11/18/18	vs Western Ky.	w 78-62	3018
3 POINT FG-ATT	154-440	167-521	11/24/18	NORTHERN KY.	w 66-53	3374
3-point FG pct	.350	.321	11/29/18	ALABAMA	w 70-64	4449
3-pt FG made per gam	6.7	7.3	12/02/18	at Mizzou	Lot 62-64	10067
FREE THROWS-ATT	380-606	250-394	12/08/18	GRAMBLING	w 70-45	3798
Free throw pct	.627	.635	12/11/18	GA. SOUTHERN	w 95-88	3632
F-Throws made per ga	16.5	10.9	12/16/18	STETSON	w 90-65	3660
REBOUNDS	847	815	12/21/18	ILLINOIS ST.	w 77-56	3885
Rebounds per game	36.8	35.4	* 01/02/19	TEMPLE	w 78-73	3884
Rebounding margin	+1.4	-	* 01/05/19	at UConn	w 65-53	10541
ASSISTS	310	294	* 01/13/19	EAST CAROLINA	w 76-65	4692
Assists per game	13.5	12.8	* 01/16/19	at Wichita St.	L 67-75	0
TURNOVERS	264	291	* 01/19/19	TULSA	w 64-62	4155
Turnovers per game	11.5	12.7	* 01/23/19	at Tulane	w 75-50	1308
Turnover margin	+1.2	-	* 01/27/19	at Memphis	L 57-77	17046
Assist/turnover ratio	1.2	1.0	* 01/31/19	UCONN	w 73-67	5016
STEALS	142	130	* 02/07/19	HOUSTON	L 68-77	6292
Steals per game	6.2	5.7	* 02/10/19	at SMU	w 71-65	5989
BLOCKS	111	67	* 02/13/19	SOUTH FLA.	w 78-65	4719
Blocks per game	4.8	2.9				
ATTENDANCE	60730	50336				
Home games-Avg/Game	14-4338	6-7492				
Neutral site-Avg/Game	-	3-1795				

\* = Conference game

Score by Periods	1st	2nd	OT	Totals
UCF	792	891	5	1688



**CONFERENCE STATISTICS**

**Orlando's Hometown Team Statistics  
UCF Combined Team Statistics (as of Feb 13, 2019)  
Conference games**

<b>RECORD:</b>	<b>OVERALL</b>	<b>HOME</b>	<b>AWAY</b>	<b>NEUTRAL</b>
ALL GAMES	8-3	5-1	3-2	0-0
CONFERENCE	8-3	5-1	3-2	0-0
NON-CONFERENCE	0-0	0-0	0-0	0-0

##	Player	gp-gs	min	avg	Total		3-Point		F-Throw		Rebounds				pf	dq	a	to	blk	stl	pts	avg		
					fg-fga	fg%	3fg-fga	3fg%	ft-fa	ft%	off	def	tot	avg										
01	Taylor,B.J.	11-11	370	33.6	46-115	.40	18-51	.35	60-83	.72	4	13	17	1.5	21	0	45	25	0	10	170	15.5		
15	Dawkins,Aubrey	11-11	360	32.7	61-129	.47	21-58	.36	21-31	.67	9	38	47	4.3	30	1	16	17	5	11	164	14.9		
24	Fall,Tacko	11-11	272	24.7	43-61	.70	0-0	.00	25-67	.37	26	51	77	7.0	30	1	5	20	23	4	111	10.1		
35	Smith,Collin	11-11	247	22.5	38-73	.52	3-14	.21	25-32	.78	13	36	49	4.5	37	3	18	20	3	12	104	9.5		
02	Allen,Terrell	11-11	309	28.1	19-49	.38	7-18	.38	18-24	.75	3	29	32	2.9	22	0	37	17	0	18	63	5.7		
10	Griffin,Dayon	11-0	201	18.3	17-48	.35	11-37	.29	10-17	.58	5	21	26	2.4	15	0	8	11	2	11	55	5.0		
21	Brown,Chad	11-0	193	17.5	19-41	.46	0-0	.00	15-26	.57	17	40	57	5.2	19	0	2	5	7	5	53	4.8		
04	DeJesus,Ceasar	11-0	122	11.1	12-25	.48	1-5	.20	6-11	.54	0	5	5	0.5	8	0	4	10	2	3	31	2.8		
20	Bertz,Frank	11-0	115	10.5	6-21	.28	5-18	.27	0-0	.00	2	5	7	0.6	9	0	5	4	2	5	17	1.5		
25	Anders,Ryan	2-0	4	2.0	1-2	.50	0-1	.00	0-0	.00	0	1	1	0.5	1	0	0	0	0	0	2	1.0		
12	Grant,Xavier	2-0	4	2.0	0-1	.00	0-1	.00	2-2	1.000	0	1	1	0.5	0	0	0	2	0	0	2	1.0		
13	Renaud,Levy	2-0	3	1.5	0-1	.00	0-0	.00	0-0	.00	0	0	0	0.0	0	0	0	0	0	0	0	0.0		
Team											19	23	42											
Total.....		11	2200		262-566	.46	66-203	.32	182-293	.62	98	263	361	32.8	192	5	140	133	44	79	772	70.2		
Opponents.....		11	2200		254-619	.41	81-246	.32	140-199	.70	124	265	389	35.4	242	-	144	148	38	70	729	66.3		

TEAM STATISTICS	UCF	OPP	Date	Opponent	Score	Att.
SCORING	772	729	* 01/02/19	TEMPLE	w 78-73	3884
Points per game	70.2	66.3	* 01/05/19	at UConn	w 65-53	10541
Scoring margin	+3.9	-	* 01/13/19	EAST CAROLINA	w 76-65	4692
FIELD GOALS-ATT	262-566	254-619	* 01/16/19	at Wichita St.	L 67-75	0
Field goal pct	.463	.410	* 01/19/19	TULSA	w 64-62	4155
3 POINT FG-ATT	66-203	81-246	* 01/23/19	at Tulane	w 75-50	1308
3-point FG pct	.325	.329	* 01/27/19	at Memphis	L 57-77	17046
3-pt FG made per gam	6.0	7.4	* 01/31/19	UCONN	w 73-67	5016
FREE THROWS-ATT	182-293	140-199	* 02/07/19	HOUSTON	L 68-77	6292
Free throw pct	.621	.704	* 02/10/19	at SMU	w 71-65	5989
F-Throws made per ga	16.5	12.7	* 02/13/19	SOUTH FLA.	w 78-65	4719
REBOUNDS	361	389	* = Conference game			
Rebounds per game	32.8	35.4				
Rebounding margin	-2.5	-				
ASSISTS	140	144				
Assists per game	12.7	13.1				
TURNOVERS	133	148				
Turnovers per game	12.1	13.5				
Turnover margin	+1.4	-				
Assist/turnover ratio	1.1	1.0				
STEALS	79	70				
Steals per game	7.2	6.4				
BLOCKS	44	38				
Blocks per game	4.0	3.5				
ATTENDANCE	28758	34884				
Home games-Avg/Gam	6-4793	5-6977				
Neutral site-Avg/Game	-	0-0				

Score by Periods	1st	2nd	Totals
UCF	363	409	772
Opponents	325	404	729



**GAME-BY-GAME STATISTICS**

**Orlando's Hometown Team Statistics  
UCF Team Game-by-Game (as of Feb 13, 2019)  
All games**

TEAM STATISTICS

Opponent	Date	Score	W/L	Total		3-Pointers		Free throws		Rebounds				pf	a	t/o	blk	stl	pts	avg
				fg-fga	pct	3fg-fga	pct	ft-fta	pct	off	def	tot	avg							
RIDER	11/06/	84-70	W	27-59	.45	5-22	.22	25-45	.55	12	35	47	47.0	22	14	11	10	5	84	84.0
FLA. ATLANTIC	11/11/	79-80	L	28-56	.50	6-20	.30	17-26	.65	12	26	38	42.5	19	14	13	2	5	79	81.5
vs Cal St. Fullerton	11/15/	68-52	W	26-60	.43	4-15	.26	12-19	.63	13	32	45	43.3	17	12	11	5	7	68	77.0
vs Saint Joseph's	11/16/	77-57	W	32-58	.55	10-21	.47	3-4	.75	11	29	40	42.5	13	14	13	4	8	77	77.0
vs Western Ky.	11/18/	78-62	W	28-55	.50	10-20	.50	12-24	.50	11	25	36	41.2	17	20	11	3	7	78	77.2
NORTHERN KY.	11/24/	66-53	W	22-50	.44	5-14	.35	17-36	.47	10	41	51	42.8	17	14	9	5	1	66	75.3
ALABAMA	11/29/	70-64	W	21-45	.46	5-15	.33	23-36	.63	4	25	29	40.9	14	12	9	6	5	70	74.6
at Mizzou	12/02/	62-64	Lot	19-40	.47	6-20	.30	18-23	.78	7	25	32	39.8	18	9	15	8	5	62	73.0
GRAMBLING	12/08/	70-45	W	20-49	.40	8-17	.47	22-31	.71	13	34	47	40.6	15	11	14	7	6	70	72.7
GA. SOUTHERN	12/11/	95-88	W	33-66	.50	12-27	.44	17-23	.73	12	27	39	40.4	14	18	11	5	1	95	74.9
STETSON	12/16/	90-65	W	29-62	.46	10-28	.35	22-31	.71	11	36	47	41.0	15	18	6	7	4	90	76.3
ILLINOIS ST.	12/21/	77-56	W	30-59	.50	7-18	.38	10-15	.66	11	24	35	40.5	14	14	8	5	9	77	76.3
TEMPLE	01/02/	78-73	W	29-48	.60	4-11	.36	16-28	.57	8	23	31	39.8	15	17	14	3	4	78	76.5
at UConn	01/05/	65-53	W	20-35	.57	5-11	.45	20-29	.69	0	23	23	38.6	12	11	16	3	12	65	75.6
EAST CAROLINA	01/13/	76-65	W	24-58	.41	6-25	.24	22-41	.53	16	29	45	39.0	19	13	11	3	11	76	75.7
at Wichita St.	01/16/	67-75	L	22-52	.42	9-20	.45	14-20	.70	6	16	22	37.9	19	10	8	3	5	67	75.1
TULSA	01/19/	64-62	W	19-51	.37	4-20	.20	22-31	.71	9	28	37	37.9	21	13	12	2	5	64	74.5
at Tulane	01/23/	75-50	W	31-71	.43	8-28	.28	5-10	.50	15	27	42	38.1	17	9	11	4	12	75	74.5
at Memphis	01/27/	57-77	L	22-58	.37	6-26	.23	7-14	.50	12	16	28	37.6	17	12	15	7	9	57	73.6
UCONN	01/31/	73-67	W	22-45	.48	4-11	.36	25-36	.69	8	22	30	37.2	15	11	12	3	7	73	73.6
HOUSTON	02/07/	68-77	L	23-54	.42	8-24	.33	14-27	.51	8	26	34	37.0	23	12	11	5	4	68	73.3
at SMU	02/10/	71-65	W	26-50	.52	7-16	.43	12-13	.92	5	27	32	36.8	12	16	13	4	5	71	73.2
SOUTH FLA.	02/13/	78-65	W	24-44	.54	5-11	.45	25-44	.56	11	26	37	36.8	22	16	10	7	5	78	73.4
UCF		1688		577-1225	.471	154-440	.350	380-606	.627	225	622	847	36.8	387	310	264	111	142	1688	73.4
Opponents		1485		534-1356	.394	167-521	.321	250-394	.635	270	545	815	35.4	516	294	291	67	130	1485	64.6

Games played: 23  
Points/game: 73.4  
FG Pct: 47.1  
3FG Pct: 35.0  
FT Pct: 62.7

Rebounds/game: 36.8  
Assists/game: 13.5  
Turnovers/game: 11.5  
Assist/turnover ratio: 1.2  
Steals/game: 6.2  
Blocks/game: 4.8





**OPPONENT GAME-BY-GAME STATISTICS**

**Orlando's Hometown Team Statistics  
UCF Opponent Game-by-Game (as of Feb 13, 2019)  
All games**

OPPONENT STATISTICS

Opponent	Date	Score	Total		3-Pointers		Free throws		Rebounds				pf	a	t/o	blk	stl	pts	avg
			fg-fga	pct	3fg-fga	pct	ft-fa	pct	off	def	tot	avg							
RIDER	11/06/	84-70 W	27-69	.39	7-17	.41	9-24	.37	16	31	47	47.0	32	15	17	1	6	70	70.0
FLA. ATLANTIC	11/11/	79-80 L	28-67	.41	12-34	.35	12-18	.66	17	23	40	43.5	27	14	13	1	6	80	75.0
vs Cal St. Fullerton	11/15/	68-52 W	19-55	.34	4-17	.23	10-18	.55	8	25	33	40.0	20	12	12	4	6	52	67.3
vs Saint Joseph's	11/16/	77-57 W	21-55	.38	9-25	.36	6-13	.46	10	15	25	36.2	9	12	11	3	6	57	64.8
vs Western Ky.	11/18/	78-62 W	22-55	.40	4-12	.33	14-21	.66	11	23	34	35.8	24	15	15	4	7	62	64.2
NORTHERN KY.	11/24/	66-53 W	19-59	.32	8-31	.25	7-17	.41	7	28	35	35.7	28	14	6	3	2	53	62.3
ALABAMA	11/29/	70-64 W	25-66	.37	5-24	.20	9-14	.64	19	27	46	37.1	24	14	14	5	3	64	62.6
at Mizzou	12/02/	62-64 Lot	23-63	.36	12-29	.41	6-11	.54	17	16	33	36.6	21	7	10	0	6	64	62.8
GRAMBLING	12/08/	70-45 W	17-58	.29	3-16	.18	8-18	.44	12	21	33	36.2	27	6	12	3	5	45	60.8
GA. SOUTHERN	12/11/	95-88 W	37-68	.54	7-16	.43	7-12	.58	6	24	30	35.6	19	17	9	3	7	88	63.5
STETSON	12/16/	90-65 W	23-69	.33	7-26	.26	12-16	.75	12	25	37	35.7	24	10	8	1	6	65	63.6
ILLINOIS ST.	12/21/	77-56 W	19-53	.35	8-28	.28	10-13	.76	11	22	33	35.5	19	14	16	1	0	56	63.0
TEMPLE	01/02/	78-73 W	24-53	.45	13-27	.48	12-15	.80	7	16	23	34.5	21	19	14	3	12	73	63.8
at UConn	01/05/	65-53 W	19-59	.32	6-20	.30	9-11	.81	17	20	37	34.7	24	9	18	0	5	53	63.0
EAST CAROLINA	01/13/	76-65 W	23-58	.39	5-19	.26	14-24	.58	10	28	38	34.9	31	12	14	0	5	65	63.1
at Wichita St.	01/16/	67-75 L	27-52	.51	4-15	.26	17-18	.94	8	27	35	34.9	20	13	11	5	2	75	63.9
TULSA	01/19/	64-62 W	19-47	.40	7-19	.36	17-23	.73	4	30	34	34.9	29	13	13	3	8	62	63.8
at Tulane	01/23/	75-50 W	18-54	.33	3-12	.25	11-16	.68	10	28	38	35.1	10	9	19	7	7	50	63.0
at Memphis	01/27/	57-77 L	29-65	.44	8-24	.33	11-14	.78	21	25	46	35.6	15	16	17	6	7	77	63.7
UCONN	01/31/	73-67 W	24-54	.44	9-22	.40	10-13	.76	9	21	30	35.3	24	12	14	3	4	67	63.9
HOUSTON	02/07/	68-77 L	25-57	.43	7-27	.25	20-28	.71	11	32	43	35.7	23	13	10	3	7	77	64.5
at SMU	02/10/	71-65 W	25-63	.39	10-37	.27	5-10	.50	12	19	31	35.5	14	16	8	6	7	65	64.5
SOUTH FLA.	02/13/	78-65 W	21-57	.36	9-24	.37	14-27	.51	15	19	34	35.4	31	12	10	2	6	65	64.6
Opponents		1485	534-1356	.394	167-521	.321	250-394	.635	270	545	815	35.4	516	294	291	67	130	1485	64.6
UCF		1688	577-1225	.471	154-440	.350	380-606	.627	225	622	847	36.8	387	310	264	111	142	1688	73.4

Games played: 23  
Points/game: 64.6  
FG Pct: 39.4  
3FG Pct: 32.1  
FT Pct: 63.5

Rebounds/game: 35.4  
Assists/game: 12.8  
Turnovers/game: 12.7  
Assist/turnover ratio: 1.0  
Steals/game: 5.7  
Blocks/game: 2.9



**CATEGORY LEADERS**

**Orlando's Hometown Team Statistics  
UCF Category Leaders (as of Feb 13, 2019)  
All games**

<b>Points</b>	<b>G</b>	<b>Pts</b>	<b>Pts/G</b>
Taylor,B.J.	23	380	16.5
Dawkins,Aubrey	23	351	15.3
Fall,Tacko	23	239	10.4
Smith,Collin	23	192	8.3
Allen,Terrell	23	164	7.1
Brown,Chad	23	115	5.0
DeJesus,Ceasar	22	91	4.1
Griffin,Dayon	18	76	4.2
Bertz,Frank	23	67	2.9
McSpadden,Chance	7	6	0.9
Grant,Xavier	5	5	1.0
Anders,Ryan	5	2	0.4

<b>Scoring Average</b>	<b>G</b>	<b>Pts</b>	<b>Avg/G</b>
Taylor,B.J.	23	380	16.5
Dawkins,Aubrey	23	351	15.3
Fall,Tacko	23	239	10.4
Smith,Collin	23	192	8.3
Allen,Terrell	23	164	7.1
Brown,Chad	23	115	5.0
Griffin,Dayon	18	76	4.2
DeJesus,Ceasar	22	91	4.1
Bertz,Frank	23	67	2.9
Grant,Xavier	5	5	1.0
McSpadden,Chance	7	6	0.9
Anders,Ryan	5	2	0.4

<b>FG Percentage</b>	<b>FG</b>	<b>Att</b>	<b>Pct</b>
Fall,Tacko	99	131	.756
Brown,Chad	44	86	.512
Grant,Xavier	1	2	.500
DeJesus,Ceasar	33	67	.493
Smith,Collin	68	144	.472
Dawkins,Aubrey	124	269	.461
Allen,Terrell	55	122	.451
Taylor,B.J.	102	252	.405
Bertz,Frank	23	66	.348
Griffin,Dayon	25	72	.347
McSpadden,Chance	2	7	.286
Anders,Ryan	1	4	.250

<b>Field Goal Attempts</b>	<b>G</b>	<b>Att</b>	<b>Att/G</b>
Dawkins,Aubrey	23	269	11.7
Taylor,B.J.	23	252	11.0
Smith,Collin	23	144	6.3
Fall,Tacko	23	131	5.7
Allen,Terrell	23	122	5.3

<b>Field Goals Made</b>	<b>G</b>	<b>Made</b>	<b>Made/G</b>
Dawkins,Aubrey	23	124	5.4
Taylor,B.J.	23	102	4.4
Fall,Tacko	23	99	4.3
Smith,Collin	23	68	3.0
Allen,Terrell	23	55	2.4

<b>3-Point Percentage</b>	<b>3FG</b>	<b>Att</b>	<b>Pct</b>
Grant,Xavier	1	2	.500
Allen,Terrell	21	45	.467
Taylor,B.J.	42	112	.375
Dawkins,Aubrey	46	127	.362
Bertz,Frank	17	50	.340
DeJesus,Ceasar	5	17	.294
Griffin,Dayon	15	54	.278
McSpadden,Chance	1	4	.250
Smith,Collin	6	26	.231
Brown,Chad	0	1	.000
Anders,Ryan	0	2	.000

<b>3-Point FG Attempts</b>	<b>G</b>	<b>Att</b>	<b>Att/G</b>
Dawkins,Aubrey	23	127	5.5
Taylor,B.J.	23	112	4.9
Griffin,Dayon	18	54	3.0
Bertz,Frank	23	50	2.2
Allen,Terrell	23	45	2.0

<b>3-Point FG Made</b>	<b>G</b>	<b>Made</b>	<b>Made/G</b>
Dawkins,Aubrey	23	46	2.0
Taylor,B.J.	23	42	1.8
Allen,Terrell	23	21	0.9
Bertz,Frank	23	17	0.7
Griffin,Dayon	18	15	0.8

<b>Free Throw Percent</b>	<b>FG</b>	<b>Att</b>	<b>Pct</b>
Grant,Xavier	2	2	1.000
Bertz,Frank	4	5	.800
Dawkins,Aubrey	57	73	.781
Taylor,B.J.	134	174	.770
DeJesus,Ceasar	20	27	.741
Allen,Terrell	33	48	.688
Smith,Collin	50	77	.649
Griffin,Dayon	11	19	.579
Brown,Chad	27	49	.551
Fall,Tacko	41	126	.325
McSpadden,Chance	1	6	.167

<b>Free Throw Attempts</b>	<b>G</b>	<b>Att</b>	<b>Att/G</b>
Taylor,B.J.	23	174	7.6
Fall,Tacko	23	126	5.5
Smith,Collin	23	77	3.3
Dawkins,Aubrey	23	73	3.2
Brown,Chad	23	49	2.1

<b>Free Throws Made</b>	<b>G</b>	<b>Made</b>	<b>Made/G</b>
Taylor,B.J.	23	134	5.8
Dawkins,Aubrey	23	57	2.5
Smith,Collin	23	50	2.2
Fall,Tacko	23	41	1.8
Allen,Terrell	23	33	1.4



**CATEGORY LEADERS**

**Orlando's Hometown Team Statistics  
UCF Category Leaders (as of Feb 13, 2019)  
All games**

<b>Rebounds</b>	<b>G</b>	<b>Reb</b>	<b>Reb/G</b>
Fall, Tacko	23	160	7.0
Smith, Collin	23	120	5.2
Brown, Chad	23	120	5.2
Dawkins, Aubrey	23	119	5.2
Allen, Terrell	23	72	3.1

<b>Assists</b>	<b>G</b>	<b>No.</b>	<b>Ast/G</b>
Allen, Terrell	23	93	4.0
Taylor, B.J.	23	78	3.4
Smith, Collin	23	38	1.7
Dawkins, Aubrey	23	31	1.3
DeJesus, Ceasar	22	19	0.9

<b>Rebound Average</b>	<b>G</b>	<b>Reb</b>	<b>Avg/G</b>
Fall, Tacko	23	160	7.0
Smith, Collin	23	120	5.2
Brown, Chad	23	120	5.2
Dawkins, Aubrey	23	119	5.2
Allen, Terrell	23	72	3.1

<b>Steals</b>	<b>G</b>	<b>No.</b>	<b>Stl/G</b>
Allen, Terrell	23	31	1.3
Dawkins, Aubrey	23	24	1.0
Taylor, B.J.	23	21	0.9
Smith, Collin	23	15	0.7
Bertz, Frank	23	14	0.6

<b>Offensive Rebounds</b>	<b>G</b>	<b>No.</b>	<b>Avg/G</b>
Fall, Tacko	23	51	2.2
Brown, Chad	23	33	1.4
Smith, Collin	23	32	1.4
Dawkins, Aubrey	23	22	1.0
Bertz, Frank	23	11	0.5

<b>Blocked Shots</b>	<b>G</b>	<b>No.</b>	<b>Blk/G</b>
Fall, Tacko	23	63	2.7
Brown, Chad	23	24	1.0
Dawkins, Aubrey	23	10	0.4
Smith, Collin	23	6	0.3
DeJesus, Ceasar	22	3	0.1
Griffin, Dayon	18	3	0.2

<b>Defensive Rebounds</b>	<b>G</b>	<b>No.</b>	<b>Avg/G</b>
Fall, Tacko	23	109	4.7
Dawkins, Aubrey	23	97	4.2
Smith, Collin	23	88	3.8
Brown, Chad	23	87	3.8
Allen, Terrell	23	66	2.9

<b>Minutes</b>	<b>G</b>	<b>No.</b>	<b>Min/G</b>
Taylor, B.J.	23	774	33.7
Dawkins, Aubrey	23	759	33.0
Allen, Terrell	23	681	29.6
Fall, Tacko	23	558	24.3
Smith, Collin	23	511	22.2

<b>Fouls</b>	<b>G</b>	<b>No.</b>	<b>Per/G</b>
Smith, Collin	23	76	3.3
Fall, Tacko	23	62	2.7
Dawkins, Aubrey	23	57	2.5
Allen, Terrell	23	50	2.2
Brown, Chad	23	37	1.6
Taylor, B.J.	23	37	1.6

<b>Turnovers</b>	<b>G</b>	<b>No.</b>	<b>TO/G</b>
Smith, Collin	23	43	1.9
Taylor, B.J.	23	42	1.8
Fall, Tacko	23	41	1.8
Dawkins, Aubrey	23	38	1.7
Allen, Terrell	23	31	1.3

<b>Fouls</b>	<b>G</b>	<b>No.</b>
Smith, Collin	23	4
Brown, Chad	23	1
Fall, Tacko	23	1
Dawkins, Aubrey	23	1



**UCF TEAM HIGHS**

**Orlando's Hometown Team Statistics  
UCF Team High/Low Analysis (as of Feb 13, 2019)  
All games**

**UCF - TEAM GAME HIGHS**

POINTS	95	GA. SOUTHERN (12/11/18)
	90	STETSON (12/16/18)
	84	RIDER (11/06/18)
	79	FLA. ATLANTIC (11/11/18)
	78	SOUTH FLA. (02/13/19)
	78	TEMPLE (01/02/19)
	78	vs Western Ky. (11/18/18)
FIELD GOALS MADE	33	GA. SOUTHERN (12/11/18)
	32	vs Saint Joseph's (11/16/18)
FIELD GOAL ATTEMPTS	71	at Tulane (01/23/19)
	66	GA. SOUTHERN (12/11/18)
FIELD GOAL PERCENTAGE	.604 (29-48)	TEMPLE (01/02/19)
	.571 (20-35)	at UConn (01/05/19)
3 PT FIELD GOALS MADE	12	GA. SOUTHERN (12/11/18)
	10	STETSON (12/16/18)
	10	vs Western Ky. (11/18/18)
	10	vs Saint Joseph's (11/16/18)
3 PT FG ATTEMPTS	28	at Tulane (01/23/19)
	28	STETSON (12/16/18)
3 PT FG PERCENTAGE	.500 (10-20)	vs Western Ky. (11/18/18)
	.476 (10-21)	vs Saint Joseph's (11/16/18)
FREE THROWS MADE	25	SOUTH FLA. (02/13/19)
	25	UCONN (01/31/19)
	25	RIDER (11/06/18)
FREE THROW ATTEMPTS	45	RIDER (11/06/18)
	44	SOUTH FLA. (02/13/19)
FREE THROW PERCENTAGE	.923 (12-13)	at SMU (02/10/19)
	.783 (18-23)	at Mizzou (12/02/18)
REBOUNDS	51	NORTHERN KY. (11/24/18)
	47	STETSON (12/16/18)
	47	GRAMBLING (12/08/18)
	47	RIDER (11/06/18)
ASSISTS	20	vs Western Ky. (11/18/18)
	18	STETSON (12/16/18)
	18	GA. SOUTHERN (12/11/18)
STEALS	12	at Tulane (01/23/19)
	12	at UConn (01/05/19)
BLOCKED SHOTS	10	RIDER (11/06/18)
	8	at Mizzou (12/02/18)
TURNOVERS	16	at UConn (01/05/19)
	15	at Memphis (01/27/19)
	15	at Mizzou (12/02/18)
FOULS	23	HOUSTON (02/07/19)
	22	SOUTH FLA. (02/13/19)
	22	RIDER (11/06/18)





**OPPONENT TEAM HIGHS**

**Orlando's Hometown Team Statistics  
UCF High/Low Analysis (as of Feb 13, 2019)  
All games**

**Opponent - GAME HIGHS**

POINTS	88	GA. SOUTHERN (12/11/18)
	80	FLA. ATLANTIC (11/11/18)
	77	HOUSTON (02/07/19)
	77	at Memphis (01/27/19)
	75	at Wichita St. (01/16/19)
FIELD GOALS MADE	37	GA. SOUTHERN (12/11/18)
	29	at Memphis (01/27/19)
FIELD GOAL ATTEMPTS	69	STETSON (12/16/18)
	69	RIDER (11/06/18)
FIELD GOAL PERCENTAGE	.544 (37-68)	GA. SOUTHERN (12/11/18)
	.519 (27-52)	at Wichita St. (01/16/19)
3 PT FIELD GOALS MADE	13	TEMPLE (01/02/19)
	12	at Mizzou (12/02/18)
	12	FLA. ATLANTIC (11/11/18)
3 PT FG ATTEMPTS	37	at SMU (02/10/19)
	34	FLA. ATLANTIC (11/11/18)
3 PT FG PERCENTAGE	.481 (13-27)	TEMPLE (01/02/19)
	.438 (7-16)	GA. SOUTHERN (12/11/18)
FREE THROWS MADE	20	HOUSTON (02/07/19)
	17	TULSA (01/19/19)
	17	at Wichita St. (01/16/19)
FREE THROW ATTEMPTS	28	HOUSTON (02/07/19)
	27	SOUTH FLA. (02/13/19)
FREE THROW PERCENTAGE	.944 (17-18)	at Wichita St. (01/16/19)
	.818 (9-11)	at UConn (01/05/19)
REBOUNDS	47	RIDER (11/06/18)
	46	at Memphis (01/27/19)
	46	ALABAMA (11/29/18)
ASSISTS	19	TEMPLE (01/02/19)
	17	GA. SOUTHERN (12/11/18)
STEALS	12	TEMPLE (01/02/19)
	8	TULSA (01/19/19)
BLOCKED SHOTS	7	at Tulane (01/23/19)
	6	at SMU (02/10/19)
	6	at Memphis (01/27/19)
TURNOVERS	19	at Tulane (01/23/19)
	18	at UConn (01/05/19)
FOULS	32	RIDER (11/06/18)
	31	SOUTH FLA. (02/13/19)
	31	EAST CAROLINA (01/13/19)



**UCF TEAM LOWS**

**Orlando's Hometown Team Statistics  
UCF High/Low Analysis (as of Feb 13, 2019)  
All games**

**UCF - GAME LOWS**

POINTS	57	at Memphis (01/27/19)
	62	at Mizzou (12/02/18)
	64	TULSA (01/19/19)
	65	at UConn (01/05/19)
	66	NORTHERN KY. (11/24/18)
FIELD GOALS MADE	19	at Mizzou (12/02/18)
	19	TULSA (01/19/19)
FIELD GOAL ATTEMPTS	35	at UConn (01/05/19)
	40	at Mizzou (12/02/18)
FIELD GOAL PERCENTAGE	.373 (19-51)	TULSA (01/19/19)
	.379 (22-58)	at Memphis (01/27/19)
3 PT FIELD GOALS MADE	4	vs Cal St. Fullerton (11/15/18)
	4	TEMPLE (01/02/19)
	4	TULSA (01/19/19)
	4	UCONN (01/31/19)
3 PT FG ATTEMPTS	11	TEMPLE (01/02/19)
	11	at UConn (01/05/19)
	11	UCONN (01/31/19)
	11	SOUTH FLA. (02/13/19)
3 PT FG PERCENTAGE	.200 (4-20)	TULSA (01/19/19)
	.227 (5-22)	RIDER (11/06/18)
FREE THROWS MADE	3	vs Saint Joseph's (11/16/18)
	5	at Tulane (01/23/19)
FREE THROW ATTEMPTS	4	vs Saint Joseph's (11/16/18)
	10	at Tulane (01/23/19)
FREE THROW PERCENTAGE	.472 (17-36)	NORTHERN KY. (11/24/18)
	.500 (5-10)	at Tulane (01/23/19)
	.500 (7-14)	at Memphis (01/27/19)
	.500 (12-24)	vs Western Ky. (11/18/18)
REBOUNDS	22	at Wichita St. (01/16/19)
	23	at UConn (01/05/19)
ASSISTS	9	at Mizzou (12/02/18)
	9	at Tulane (01/23/19)
STEALS	1	NORTHERN KY. (11/24/18)
	1	GA. SOUTHERN (12/11/18)
BLOCKED SHOTS	2	FLA. ATLANTIC (11/11/18)
	2	TULSA (01/19/19)
TURNOVERS	6	STETSON (12/16/18)
	8	ILLINOIS ST. (12/21/18)
	8	at Wichita St. (01/16/19)
FOULS	12	at UConn (01/05/19)
	12	at SMU (02/10/19)



**OPPONENT TEAM LOWS**

**Orlando's Hometown Team Statistics  
UCF High/Low Analysis (as of Feb 13, 2019)  
All games**

**Opponent - GAME LOWS**

POINTS	45	GRAMBLING (12/08/18)
	50	at Tulane (01/23/19)
	52	vs Cal St. Fullerton (11/15/18)
	53	NORTHERN KY. (11/24/18)
	53	at UConn (01/05/19)
FIELD GOALS MADE	17	GRAMBLING (12/08/18)
	18	at Tulane (01/23/19)
FIELD GOAL ATTEMPTS	47	TULSA (01/19/19)
	52	at Wichita St. (01/16/19)
FIELD GOAL PERCENTAGE	.293 (17-58)	GRAMBLING (12/08/18)
	.322 (19-59)	NORTHERN KY. (11/24/18)
	.322 (19-59)	at UConn (01/05/19)
3 PT FIELD GOALS MADE	3	GRAMBLING (12/08/18)
	3	at Tulane (01/23/19)
3 PT FG ATTEMPTS	12	vs Western Ky. (11/18/18)
	12	at Tulane (01/23/19)
3 PT FG PERCENTAGE	.188 (3-16)	GRAMBLING (12/08/18)
	.208 (5-24)	ALABAMA (11/29/18)
FREE THROWS MADE	5	at SMU (02/10/19)
	6	vs Saint Joseph's (11/16/18)
	6	at Mizzou (12/02/18)
FREE THROW ATTEMPTS	10	at SMU (02/10/19)
	11	at Mizzou (12/02/18)
	11	at UConn (01/05/19)
FREE THROW PERCENTAGE	.375 (9-24)	RIDER (11/06/18)
	.412 (7-17)	NORTHERN KY. (11/24/18)
REBOUNDS	23	TEMPLE (01/02/19)
	25	vs Saint Joseph's (11/16/18)
ASSISTS	6	GRAMBLING (12/08/18)
	7	at Mizzou (12/02/18)
STEALS	0	ILLINOIS ST. (12/21/18)
	2	NORTHERN KY. (11/24/18)
	2	at Wichita St. (01/16/19)
BLOCKED SHOTS	0	at Mizzou (12/02/18)
	0	at UConn (01/05/19)
	0	EAST CAROLINA (01/13/19)
TURNOVERS	6	NORTHERN KY. (11/24/18)
	8	STETSON (12/16/18)
	8	at SMU (02/10/19)
FOULS	9	vs Saint Joseph's (11/16/18)
	10	at Tulane (01/23/19)



# GAME 24 • UCF VS MEMPHIS

## Official Basketball Box Score -- Game Totals -- Final Statistics Rider vs UCF 11/06/18 6:30 pm at Orlando, Fla. (CFE Arena)

### Rider 70 • 0-1

#	Player	Total			3-Ptr			Rebounds			PF	TP	A	TO	Blk	Stl	Min
		FG-FGA	FG-FGA	FT-FTA	FG-FGA	FG-FGA	FT-FTA	Off	Def	Tot							
14	Dimencio Vaughn	f	6-9	1-2	1-4	2	3	5	5	14	0	1	0	0	17		
20	Tyere Marshall	f	4-11	0-0	3-5	3	2	5	3	11	2	3	0	1	21		
02	Jordan Allen	g	2-6	1-5	0-0	0	4	4	2	5	1	2	0	0	26		
12	Anthony Durham	g	2-5	0-0	1-1	0	2	2	4	5	2	0	0	0	24		
23	Stevie Jordan	g	3-8	1-2	1-2	0	3	3	2	8	4	6	0	1	32		
10	Ajiri Ogemuno-Johnso	g	0-2	0-0	1-2	1	0	1	0	1	0	0	0	0	7		
11	Devine Eke		1-1	0-0	0-2	1	0	1	5	2	1	0	0	1	8		
13	Frederick Scott		4-9	2-2	1-5	1	5	6	2	11	0	2	0	1	20		
15	Karamoko Cisse		0-1	0-0	0-0	1	1	2	4	0	1	0	0	0	4		
22	Kimar Williams		2-8	0-0	0-0	0	3	3	4	4	0	0	0	2	23		
23	Ahmad Gilbert		3-9	2-6	1-3	1	2	3	1	9	0	3	1	0	17		
	Team					6	6	12									
	Totals		27-69	7-17	9-24	16	31	47	32	70	15	17	1	6	199		

FG % 1st Half: 12-30 40.0% 2nd half: 15-39 38.5% Game: 27-69 39.1%  
 3FG % 1st Half: 5-9 55.6% 2nd half: 2-8 25.0% Game: 7-17 41.2%  
 FT % 1st Half: 5-11 45.5% 2nd half: 4-13 30.8% Game: 9-24 37.5%

### UCF 84 • 1-0

#	Player	Total			3-Ptr			Rebounds			PF	TP	A	TO	Blk	Stl	Min
		FG-FGA	FG-FGA	FT-FTA	FG-FGA	FG-FGA	FT-FTA	Off	Def	Tot							
35	Smith,Collin	f	4-10	0-1	6-15	6	7	13	3	14	3	1	1	0	30		
24	Fall,Tacko	c	2-2	0-0	0-2	0	6	6	4	4	0	1	5	0	17		
01	Taylor,B.J.	g	5-13	2-4	10-14	1	1	2	1	22	4	2	0	1	33		
02	Allen,Terrell	g	4-6	1-2	4-5	1	4	5	2	13	4	1	0	0	30		
15	Dawkins,Aubrey	g	5-14	1-8	5-7	1	9	10	2	16	0	3	2	2	31		
04	DeJesus,Ceasar	g	3-5	0-1	0-1	1	1	2	1	6	1	1	0	1	15		
10	Griffin,Dayon	g	2-4	1-3	0-0	1	1	2	5	1	1	0	1	20			
20	Bertz, Frank		0-1	0-1	0-0	0	0	0	2	0	1	0	0	0	2		
21	Brown, Chad		1-1	0-0	0-0	0	2	2	5	2	0	0	2	0	14		
22	McSpadden,Chance		1-3	0-2	0-1	0	2	2	0	2	0	1	0	0	8		
	Team					1	2	3									
	Totals		27-59	5-22	25-45	12	35	47	22	84	14	11	10	5	200		

FG % 1st Half: 17-36 47.2% 2nd half: 10-23 43.5% Game: 27-59 45.8%  
 3FG % 1st Half: 4-13 30.8% 2nd half: 1-9 11.1% Game: 5-22 22.7%  
 FT % 1st Half: 5-15 33.3% 2nd half: 20-30 66.7% Game: 25-45 55.6%

Officials: Sean Casady, Bill Jacobson, Josue Nieves  
 Technical fouls: Rider-None. UCF-None.  
 Attendance: 4870

Score by periods	1st	2nd	Total
Rider	34	36	70
UCF	43	41	84

Score tied - 1 time.  
 Largest lead - RIDER by 7 1st-15:33, UCF by 24 2nd-11:02.  
 RIDER led for 17:07. UCF led for 21:53. Game was tied for 01:00.

## Official Basketball Box Score -- Game Totals -- Final Statistics UCF vs Cal St. Fullerton 11/15/18 1:30 pm at HTC Center (Conway, SC)

### UCF 68 • 2-1

#	Player	Total			3-Ptr			Rebounds			PF	TP	A	TO	Blk	Stl	Min
		FG-FGA	FG-FGA	FT-FTA	FG-FGA	FG-FGA	FT-FTA	Off	Def	Tot							
35	Smith,Collin	f	4-11	0-2	4-7	2	3	5	4	12	1	4	0	0	27		
24	Fall,Tacko	c	5-7	0-0	2-4	2	8	10	4	12	2	1	3	0	20		
01	Taylor,B.J.	g	4-12	2-3	4-4	0	2	2	2	14	2	1	0	1	31		
02	Allen,Terrell	g	3-7	1-2	0-0	0	3	3	1	7	4	0	0	2	33		
15	Dawkins,Aubrey	g	6-12	1-6	0-0	1	3	4	2	13	0	2	0	2	32		
04	DeJesus,Ceasar	g	1-4	0-1	0-0	0	3	3	1	2	0	1	0	0	24		
20	Bertz, Frank		0-2	0-1	0-0	1	4	5	1	0	0	1	0	1	11		
21	Brown, Chad		3-5	0-0	2-2	2	3	5	2	8	2	0	2	0	20		
22	McSpadden,Chance		0-0	0-0	0-2	1	1	2	0	0	1	0	0	1	2		
	Team					4	2	6									
	Totals		26-60	4-15	12-19	13	32	45	17	68	12	11	5	7	200		

FG % 1st Half: 13-32 40.6% 2nd half: 13-28 46.4% Game: 26-60 43.3%  
 3FG % 1st Half: 3-9 33.3% 2nd half: 1-8 16.7% Game: 4-15 26.7%  
 FT % 1st Half: 3-6 50.0% 2nd half: 9-13 69.2% Game: 12-19 63.2%

### Cal St. Fullerton 52 • 1-2

#	Player	Total			3-Ptr			Rebounds			PF	TP	A	TO	Blk	Stl	Min
		FG-FGA	FG-FGA	FT-FTA	FG-FGA	FG-FGA	FT-FTA	Off	Def	Tot							
05	Clare, Davon	f	1-4	0-2	0-0	1	2	3	3	2	2	1	1	1	28		
24	Pitts, Josh	g	0-0	0-0	0-0	1	0	1	2	0	0	1	0	0	7		
00	Allman, Kyle	g	3-12	1-3	4-5	0	1	1	2	11	1	2	0	0	34		
10	Awsika, Austen	g	0-3	0-1	3-6	0	4	4	1	3	4	1	0	0	27		
14	Ahmad, Khalil	g	6-18	2-7	1-1	2	2	4	1	15	1	3	0	4	30		
01	Smith, Jamal		0-3	0-1	0-0	0	3	3	5	0	3	2	1	0	23		
11	Arnold, Wayne		2-4	1-3	0-0	1	1	2	0	5	0	0	0	0	6		
21	Heinzl, Dominik		0-0	0-0	0-0	0	1	1	0	0	0	1	1	0	11		
22	Kuljuhovic, Amel		0-3	0-0	0-2	0	0	0	0	0	0	0	0	0	5		
33	Wang, Johnny		2-2	0-0	2-4	0	4	4	2	6	0	0	1	0	18		
34	Rowe, Jackson		5-6	0-0	0-0	0	2	2	4	10	1	1	0	1	11		
	Team					3	5	8									
	Totals		19-55	4-17	10-18	8	25	33	20	52	12	12	4	6	200		

FG % 1st Half: 7-28 25.0% 2nd half: 12-27 44.4% Game: 19-55 34.5%  
 3FG % 1st Half: 2-9 22.2% 2nd half: 2-8 25.0% Game: 4-17 23.5%  
 FT % 1st Half: 6-12 50.0% 2nd half: 4-6 66.7% Game: 10-18 55.6%

Officials: Mike Eades, Bret Smith, Kevin Mathis  
 Technical fouls: UCF-None. Cal St. Fullerton-None.  
 Attendance: 1317  
 2018-19 Men's Basketball. Round: 0. Cal St. Fullerton vs UCF. Played at .

Score by periods	1st	2nd	Total
UCF	32	36	68
Cal St. Fullerton	22	30	52

Score tied - 2 times.  
 Largest lead - UCF 2nd-01:31, CSF 2nd-01:31.  
 Largest lead - CSF by 26 2nd-08:17, CSF by 3 1st-06:15.  
 UCF led for 35:31. CSF led for 02:02. Game was tied for 02:27.

## Official Basketball Box Score -- Game Totals -- Final Statistics Fla. Atlantic vs UCF 11/11/18 3:00 pm at Orlando, Fla. (CFE Arena)

### Fla. Atlantic 80 • 2-0

#	Player	Total			3-Ptr			Rebounds			PF	TP	A	TO	Blk	Stl	Min
		FG-FGA	FG-FGA	FT-FTA	FG-FGA	FG-FGA	FT-FTA	Off	Def	Tot							
04	Xavian Stapleton	f	6-13	2-7	0-0	6	4	10	2	14	2	4	0	2	29		
15	Jailyn Ingram	f	5-6	2-3	0-0	1	0	1	5	12	2	1	1	1	22		
25	Karlis Silins	r	3-4	1-2	4-5	0	1	1	4	11	2	0	0	0	10		
03	Anthony Adger	g	7-12	4-6	1-2	1	1	2	3	19	0	0	0	1	30		
11	Michael Forrest	g	2-11	1-5	1-2	1	1	2	3	6	4	3	0	2	25		
00	Jaylen Sebree	g	2-5	1-3	2-3	0	7	7	2	7	1	1	0	0	24		
01	Madiaw Niang		0-4	0-3	2-2	3	0	3	3	2	0	0	0	0	9		
10	Ke Vaughn Ellis		0-0	0-0	0-0	0	0	0	0	0	0	0	0	0	0+		
12	Aleksandar Zecevic		0-1	0-0	0-0	1	3	4	2	0	0	1	0	0	10		
21	Simeon Lepichev		2-5	0-3	0-2	2	2	4	1	4	0	1	0	0	19		
23	Richardson Maitre		1-6	1-2	2-2	0	2	2	2	5	3	2	0	0	17		
24	Cedric Jackson		0-0	0-0	0-0	0	0	0	0	0	0	0	0	0	2		
	Team					2	2	4									
	Totals		28-67	12-34	12-18	17	23	40	27	80	14	13	1	6	197		

FG % 1st Half: 9-30 30.0% 2nd half: 19-37 51.4% Game: 28-67 41.8%  
 3FG % 1st Half: 5-18 27.8% 2nd half: 7-16 43.8% Game: 12-34 35.3%  
 FT % 1st Half: 8-11 72.7% 2nd half: 4-7 57.1% Game: 12-18 66.7%

### UCF 79 • 1-1

#	Player	Total			3-Ptr			Rebounds			PF	TP	A	TO	Blk	Stl	Min
		FG-FGA	FG-FGA	FT-FTA	FG-FGA	FG-FGA	FT-FTA	Off	Def	Tot							
35	Smith,Collin	f	2-5	0-1	0-2	1	1	2	5	4	3	3	0	0	21		
24	Fall,Tacko	c	4-4	0-0	1-4	1	6	7	3	9	1	3	0	0	23		
01	Taylor,B.J.	g	9-14	1-3	10-12	1	1	2	2	29	0	0	0	1	36		
02	Allen,Terrell	g	3-7	2-4	0-0	0	2	2	2	8	5	1	0	0	28		
15	Dawkins,Aubrey	g	6-16	1-6	3-3	2	3	5	2	16	1	1	0	0	31		
04	DeJesus,Ceasar	g	2-3	1-2	0-0	0	2	2	1	5	4	1	0	2	20		
20	Bertz, Frank		0-4	0-3	2-2	0	3	3	2	2	0	2	0	1	10		
21	Brown, Chad		1-2	0-0	1-2	3	2	5	0	3	0	0	2	1	19		
22	McSpadden,Chance		1-1	1-1	0-1	1	0	1	2	3	0	1	0	0	11		
	Team					3	6	9									
	Totals		28-56	6-20	17-26	12	26	38	19	79	14	13	2	5	199		

FG % 1st Half: 12-26 46.2% 2nd half: 16-30 53.3% Game: 28-56 50.0%  
 3FG % 1st Half: 2-10 20.0% 2nd half: 4-10 40.0% Game: 6-20 30.0%  
 FT % 1st Half: 11-16 68.8% 2nd half: 6-10 60.0% Game: 17-26 65.4%

Officials: Ron Groover, R.B. Clyburn, Rodrick Dixon  
 Technical fouls: Fla. Atlantic-None. UCF-None.  
 Attendance: 4304





# GAME 24 • UCF VS MEMPHIS

## Official Basketball Box Score -- Game Totals -- Final Statistics UCF vs Western Ky. 11/18/18 6:30 pm at HTC Center (Conway, SC)

UCF 78 • 4-1

#	Player	Total			3-Ptr			Rebounds			PF	TP	A	TO	Blk	Stl	Min
		FG-FGA	FG-FGA	FT-FTA	Off	Def	Tot	Off	Def	Tot							
35	Smith, Collin	1-3	0-0	0-0	2	6	8	4	2	0	2	0	0	0	0	17	
24	Fall, Tacko	6-8	0-0	1-9	2	4	6	3	13	2	2	2	0	0	1	25	
01	Taylor, B.J.	3-11	2-4	5-7	1	0	1	0	13	4	2	0	1	1	37		
02	Allen, Terrell	2-5	0-0	4-6	0	2	2	2	8	7	1	0	0	4	35		
15	Dawkins, Aubrey	8-13	5-9	0-0	0	4	4	3	21	4	0	0	0	0	38		
04	DeJesus, Ceasar	2-3	0-0	0-0	0	2	2	0	4	2	2	0	1	1	17		
20	Bertz, Frank	3-9	3-7	2-2	1	2	3	1	11	1	1	0	1	1	18		
21	Brown, Chad	3-3	0-0	0-0	1	4	5	4	6	0	1	1	0	0	13		
	Team				4	1	5										
	Totals	28-55	10-20	12-24	11	25	36	17	78	20	11	3	7	200			

FG % 1st Half: 12-27 44.4% 2nd half: 16-28 57.1% Game: 28-55 50.9%  
3FG % 1st Half: 3-9 33.3% 2nd half: 7-11 63.6% Game: 10-20 50.0%  
FT % 1st Half: 1-6 16.7% 2nd half: 11-18 61.1% Game: 12-24 50.0%

Western Ky. 62 • 2-1

#	Player	Total			3-Ptr			Rebounds			PF	TP	A	TO	Blk	Stl	Min
		FG-FGA	FG-FGA	FT-FTA	Off	Def	Tot	Off	Def	Tot							
02	SAVAGE, Jared	5-11	2-6	0-0	0	1	1	5	12	2	1	0	0	0	36		
13	MURRAY, Desean	0-1	0-0	4-4	2	1	3	3	4	1	2	0	1	1	16		
23	BASSEY, Charles	10-18	1-1	4-9	5	5	10	3	25	1	3	1	2	33			
04	ANDERSON, Josh	4-5	0-1	0-0	0	2	2	4	0	5	2	1	2	26			
11	HOLLINGSWORTH, T.	4-13	1-3	5-6	0	2	2	14	1	1	0	1	38				
00	SMITH, Tolu	0-0	0-0	0-0	0	2	2	0	0	0	0	0	0	7			
14	NELSON, Marek	1-3	0-0	1-2	1	0	1	1	3	0	1	1	1	15			
20	BANTON, Dalano	2-4	0-1	0-0	0	7	7	3	4	4	3	1	0	23			
21	OHMER, Jake	0-0	0-0	0-0	0	0	0	0	1	2	0	0	0	6			
	Team				3	3	6										
	Totals	22-55	4-12	14-21	11	23	34	24	62	15	15	4	7	200			

FG % 1st Half: 13-34 38.2% 2nd half: 9-21 42.9% Game: 22-55 40.0%  
3FG % 1st Half: 3-7 42.9% 2nd half: 1-5 20.0% Game: 4-12 33.3%  
FT % 1st Half: 3-6 50.0% 2nd half: 11-15 73.3% Game: 14-21 66.7%

Officials: Mike Eades, Mike Roberts, Gerry Pollard  
Technical fouls: UCF-Smith, Collin. Western Ky.-ANDERSON, Josh.  
Attendance: 3018  
Myrtle Beach Invitational Championship Game

Score by periods	1st	2nd	Total
UCF	28	50	78
Western Ky.	32	30	62

## Official Basketball Box Score -- Game Totals -- Final Statistics Northern Ky. vs UCF 11/24/18 6:00 pm at Orlando, Fla. (CFE Arena)

Northern Ky. 53 • 6-1

#	Player	Total			3-Ptr			Rebounds			PF	TP	A	TO	Blk	Stl	Min
		FG-FGA	FG-FGA	FT-FTA	Off	Def	Tot	Off	Def	Tot							
32	Dantez Walton	4-7	2-4	1-2	1	4	5	5	11	1	2	0	0	0	28		
34	Drew McDonald	8-16	3-7	3-6	1	7	8	2	22	2	1	1	0	36			
02	Paul Djoko	0-3	0-2	0-0	0	1	1	1	0	2	0	1	1	28			
05	Zaynah Robinson	1-12	0-4	0-0	0	3	3	4	2	4	1	0	1	36			
15	Tyler Sharpe	4-12	3-8	2-4	0	5	5	4	13	3	0	0	0	30			
00	Silas Adheke	0-0	0-0	0-0	0	0	0	3	0	1	1	0	0	4			
04	Adrian Nelson	0-0	0-0	0-0	1	0	1	0	0	1	0	0	0	3			
12	Trevon Faulkner	1-5	0-3	1-3	3	2	5	3	3	0	0	0	0	18			
25	Bryant Mocabay	0-3	0-3	0-0	0	0	0	1	0	0	0	0	0	9			
33	Chris Vogt	1-1	0-0	0-2	0	2	2	5	2	0	0	1	0	8			
	Team				1	4	5										
	Totals	19-59	8-31	7-17	7	28	35	28	53	14	6	3	2	200			

FG % 1st Half: 11-29 37.9% 2nd half: 8-30 26.7% Game: 19-59 32.2%  
3FG % 1st Half: 6-16 37.5% 2nd half: 2-15 13.3% Game: 8-31 25.8%  
FT % 1st Half: 4-10 40.0% 2nd half: 3-7 42.9% Game: 7-17 41.2%

UCF 66 • 5-1

#	Player	Total			3-Ptr			Rebounds			PF	TP	A	TO	Blk	Stl	Min
		FG-FGA	FG-FGA	FT-FTA	Off	Def	Tot	Off	Def	Tot							
35	Smith, Collin	2-6	1-1	2-4	2	7	9	3	7	2	2	0	0	23			
24	Fall, Tacko	7-8	0-0	6-15	3	6	9	3	20	0	1	1	0	23			
01	Taylor, B.J.	1-8	1-4	7-11	0	5	5	1	10	3	1	0	1	34			
02	Allen, Terrell	2-6	0-0	1-4	1	3	4	4	5	5	0	0	0	26			
15	Dawkins, Aubrey	5-9	2-5	0-0	0	5	5	3	12	1	4	1	0	34			
10	Griffin, Dayon	2-4	0-1	0-0	0	1	1	0	4	2	0	0	0	13			
20	Bertz, Frank	1-4	1-3	0-1	2	2	4	0	3	0	0	0	0	14			
21	Brown, Chad	2-4	0-0	1-1	0	7	7	1	5	0	0	3	0	21			
22	McSpadden, Chance	0-1	0-0	0-0	1	3	4	2	0	1	0	0	0	12			
	Team				1	2	3										
	Totals	22-50	5-14	17-36	10	41	51	17	66	14	9	5	1	200			

FG % 1st Half: 9-24 37.5% 2nd half: 13-26 50.0% Game: 22-50 44.0%  
3FG % 1st Half: 3-8 37.5% 2nd half: 2-6 33.3% Game: 5-14 35.7%  
FT % 1st Half: 13-22 59.1% 2nd half: 4-14 28.6% Game: 17-36 47.2%

Officials: Wesley Ford, Bill Jacobson, Doug Simmons  
Technical fouls: Northern Ky.-None. UCF-None.  
Attendance: 3374

Score by periods	1st	2nd	Total
Northern Ky.	32	21	53
UCF	34	32	66

Points	In	Off	2nd	Fast	Bench
NKU	18	3	5	1	5
UCF	30	3	14	8	12

Last FG - NKU 2nd-02:21, UCF 2nd-02:45.  
Largest lead - NKU by 1 1st-17:05, UCF by 19 2nd-10:16.  
NKU led for 00:59. UCF led for 36:28. Game was tied for 02:33.

Score tied - 3 times.  
Lead changed - 4 times.

## Official Basketball Box Score -- Game Totals -- Final Statistics Alabama vs UCF 11/29/18 7:00 pm at Orlando, Fla. (CFE Arena)

Alabama 64 • 5-2

#	Player	Total			3-Ptr			Rebounds			PF	TP	A	TO	Blk	Stl	Min
		FG-FGA	FG-FGA	FT-FTA	Off	Def	Tot	Off	Def	Tot							
00	Donta Hall	5-10	0-0	1-2	6	3	9	4	11	0	3	2	0	0	27		
30	Galin Smith	0-1	0-0	1-2	0	1	1	3	1	0	1	0	1	0	10		
10	Kira Lewis Jr.	6-11	2-5	0-0	0	2	2	4	14	2	2	0	0	32			
12	Herbert Jones	3-9	0-1	1-2	2	4	6	3	7	1	3	0	0	28			
23	John Petty	2-10	1-7	0-0	4	4	8	1	5	1	3	0	1	31			
03	Alex Reese	5-14	2-7	2-2	2	1	3	2	14	2	1	0	0	28			
04	Daniel Giddens	0-3	0-0	1-2	1	0	1	1	1	1	0	0	0	4			
05	Avery Johnson Jr.	1-1	0-0	0-0	0	0	0	0	2	1	0	0	0	8			
12	Dazon Ingram	1-1	0-0	3-4	0	6	6	5	5	4	1	1	2	18			
34	Tevin Mack	2-6	0-4	0-0	1	2	3	1	4	2	0	1	0	14			
	Team				3	4	7										
	Totals	25-66	5-24	9-14	19	27	46	24	64	14	14	5	3	200			

FG % 1st Half: 9-29 31.0% 2nd half: 16-37 43.2% Game: 25-66 37.9%  
3FG % 1st Half: 1-8 12.5% 2nd half: 4-16 25.0% Game: 5-24 20.8%  
FT % 1st Half: 6-10 60.0% 2nd half: 3-4 75.0% Game: 9-14 64.3%

UCF 70 • 6-1

#	Player	Total			3-Ptr			Rebounds			PF	TP	A	TO	Blk	Stl	Min
		FG-FGA	FG-FGA	FT-FTA	Off	Def	Tot	Off	Def	Tot							
35	Smith, Collin	0-2	0-1	1-2	0	6	6	2	1	1	1	0	0	19			
24	Fall, Tacko	5-8	0-0	0-3	2	0	2	4	10	0	2	4	0	19			
01	Taylor, B.J.	6-11	3-5	9-11	0	0	0	2	24	2	3	0	1	37			
02	Allen, Terrell	2-4	0-0	1-2	0	4	4	4	5	4	2	0	0	34			
15	Dawkins, Aubrey	3-10	0-4	10-10	0	2	2	1	16	3	1	1	2	36			
04	DeJesus, Ceasar	0-0	0-0	0-0	0	0	0	0	0	0	0	0	0	8			
10	Griffin, Dayon	1-4	1-3	0-0	0	1	1	0	3	2	0	0	0	15			
20	Bertz, Frank	1-2	1-2	0-0	0	1	1	0	3	0	0	0	0	5			
21	Brown, Chad	3-4	0-0	2-8	1	7	8	1	8	0	0	1	2	27			
	Team				1	4	5										
	Totals	21-45	5-15	23-36	4	25	29	14	70	12	9	6	5	200			

FG % 1st Half: 8-20 40.0% 2nd half: 13-25 52.0% Game: 21-45 46.7%  
3FG % 1st Half: 2-7 28.6% 2nd half: 3-8 37.5% Game: 5-15 33.3%  
FT % 1st Half: 11-15 73.3% 2nd half: 12-21 57.1% Game: 23-36 63.9%

Officials: Garrick Shanno, Ron Groover, Michael Stephens  
Technical fouls: Alabama-None. UCF-None.  
Attendance: 4449

Score by periods	1st	2nd	Total
Alabama	25	39	64
UCF	29	41	70

Points	In	Off	2nd	Fast	Bench
ALA	34	9	18	6	26
UCF	28	9	7	13	14

Last FG - ALA 2nd-00:14, UCF 2nd-02:14.  
Largest lead - ALA by 2 2nd-16:57, UCF by 12 1st-10:32.  
ALA led for 00:29. UCF led for 37:29. Game was tied for 02:02.

Score tied - 7 times.  
Lead changed - 4 times.

## Official Basketball Box Score -- Game Totals -- Final Statistics UCF vs Mizzou 12/02/18 2 PM at Mizzou Arena

UCF 62 • 6-2

#	Player	Total			3-Ptr			Rebounds			PF	TP	A	TO	Blk	Stl	Min
		FG-FGA	FG-FGA	FT-FTA	Off	Def	Tot	Off	Def	Tot							
01	Taylor, B.J.	2-10	1-7	7-7	0	2	2	4	12	4	3	0	0	32			
02	Allen, Terrell	2-5	1-3	1-2	1	2	3	3	6	4	1	0	1	38			
15	Dawkins, Aubrey	6-9	4-7	6-6	1	3	4	4	22	0	3	0	2	39			
24																	



# GAME 24 • UCF VS MEMPHIS

## Official Basketball Box Score -- Game Totals -- Final Statistics Grambling vs UCF 12/08/18 1:00 pm at Orlando, Fla. (CFE Arena)

### Grambling 45 • 4-5

#	Player	Total			3-Ptr			Rebounds			PF	TP	A	TO	Blk	Stl	Min
		FG-FGA	FG-FGA	FT-FTA	FG-FGA	FG-FGA	FT-FTA	Off	Def	Tot							
11	Axel Mpoyo	f	2-6	0-2	1-2	3	3	6	4	5	0	1	0	1	23		
00	Shaq Athie	g	0-1	0-0	0-0	0	1	1	2	0	1	2	0	0	13		
03	Dallas Polk-Hillard	g	4-12	1-6	2-3	1	2	3	3	11	1	1	0	1	36		
05	Lasani Johnson	g	2-16	0-5	3-3	1	5	6	2	7	0	0	0	0	36		
24	Travon BUNCH	*	1-1	0-0	0-2	1	2	3	5	2	1	0	2	0	10		
02	Nigel Riberio	g	3-6	1-1	0-2	0	2	2	1	7	1	1	0	2	32		
21	Zavier Peart	g	0-4	0-0	0-0	1	2	3	4	0	1	2	1	0	13		
22	Prince Moss	g	2-4	1-2	0-0	0	1	1	2	5	0	3	0	1	14		
25	Devante Jackson	g	3-8	0-0	2-6	4	0	4	4	8	1	2	0	0	23		
Team						1	3	4									
Totals			17-58	3-16	8-18	12	21	33	27	45	6	12	3	5	200		

FG % 1st Half: 9-23 39.1% 2nd half: 8-35 22.9% Game: 17-58 29.3%  
 3FG % 1st Half: 3-8 37.5% 2nd half: 0-8 0.0% Game: 3-16 18.8%  
 FT % 1st Half: 2-4 50.0% 2nd half: 6-14 42.9% Game: 8-18 44.4%

### UCF 70 • 7-2

#	Player	Total			3-Ptr			Rebounds			PF	TP	A	TO	Blk	Stl	Min
		FG-FGA	FG-FGA	FT-FTA	FG-FGA	FG-FGA	FT-FTA	Off	Def	Tot							
35	Smith,Collin	f	1-3	0-0	2-2	0	4	4	3	4	3	1	0	0	23		
24	Fall,Tacko	c	3-5	0-0	1-6	0	8	8	2	7	0	2	5	0	24		
01	Taylor,B.J.	g	5-13	3-7	8-9	2	3	5	0	21	0	2	0	1	35		
02	Allen,Terrell	g	1-1	1-1	0-0	0	3	3	1	3	4	1	0	2	29		
15	Dawkins,Aubrey	g	3-10	1-2	4-4	2	6	8	2	11	1	3	0	2	29		
04	DeJesus,Ceasar	g	2-3	0-1	4-4	0	0	0	1	8	1	1	0	0	9		
10	Griffin,Dayon	g	0-4	0-3	0-0	0	0	0	1	0	1	0	1	0	9		
12	Grant,Xavier	g	1-1	1-1	0-0	0	0	0	0	3	0	0	0	0	2		
13	Renaud,Levy	g	0-1	0-0	0-0	0	0	0	0	0	0	1	0	0	2		
20	Bertz, Frank	g	3-4	2-2	0-0	3	2	5	2	8	0	1	0	1	16		
21	Brown, Chad	g	1-4	0-0	3-6	1	3	4	2	5	1	1	1	0	16		
22	McSpadden,Chance	g	0-0	0-0	0-0	0	1	1	1	0	0	1	0	0	5		
25	Anders,Ryan	g	0-0	0-0	0-0	0	1	1	0	0	0	0	0	0	1		
Team						5	3	8									
Totals			20-49	8-17	22-31	13	34	47	15	70	11	14	7	6	200		

FG % 1st Half: 8-21 38.1% 2nd half: 12-28 42.9% Game: 20-49 40.8%  
 3FG % 1st Half: 4-7 57.1% 2nd half: 4-10 40.0% Game: 8-17 47.1%  
 FT % 1st Half: 10-16 62.5% 2nd half: 12-15 80.0% Game: 22-31 71.0%

Officials: Sean Casady, Jason Baker, Zelton Steed  
 Technical fouls: Grambling-None. UCF-None.  
 Attendance: 3798

Score by periods	1st	2nd	Total
Grambling	23	22	45
UCF	30	40	70

Points	In	Off	2nd	Fast	Bench
GRAMMB	Paint	T/O	Chance	Break	
UCF	8	4	2	2	3

Last FG - GRAMMB, 1st-05:32, UCF 1st-07:36.  
 Largest lead - GRAMMB by 1 1st-12:04, UCF by 8 1st-05:40.  
 GRAMMB led for 00:23. UCF led for 18:38. Game was tied for 00:59.

Score tied - 2 times.  
 Lead changed - 2 times.

## Official Basketball Box Score -- Game Totals -- Final Statistics Stetson vs UCF 12/16/18 1:00 pm at Orlando, Fla. (CFE Arena)

### Stetson 65 • 2-10

#	Player	Total			3-Ptr			Rebounds			PF	TP	A	TO	Blk	Stl	Min
		FG-FGA	FG-FGA	FT-FTA	FG-FGA	FG-FGA	FT-FTA	Off	Def	Tot							
23	Abayomi Iyiola	f	2-6	0-2	0-0	0	0	0	2	4	0	0	0	0	12		
00	Christian Jones	g	0-6	0-5	0-0	0	3	3	0	0	1	1	0	0	20		
05	Marques Summer	g	0-3	0-2	0-0	0	2	2	1	0	0	1	0	0	11		
10	Kenny Aninye	g	3-9	1-3	3-4	0	2	2	1	10	5	0	0	1	26		
35	Leo Goodman	g	3-7	2-4	0-0	2	2	4	2	8	0	0	0	0	13		
01	Keith Matthews	g	1-7	0-1	0-0	0	2	2	2	2	1	1	0	0	13		
02	Raine McKeythron	g	3-4	1-2	4-4	2	4	6	2	11	0	0	0	0	14		
04	Jahlil Rawley	g	3-6	0-0	0-1	0	2	2	5	6	1	2	0	1	17		
12	Jalen Crutchfield	g	0-4	0-2	0-0	0	4	4	1	0	0	0	0	0	18		
13	Ricardo Lynch	g	4-10	2-4	3-5	2	4	6	3	13	1	0	0	1	27		
15	Clay Verk	g	1-2	1-1	0-0	0	0	0	2	3	1	0	0	2	12		
21	Ricky Gouety	g	3-5	0-0	0-0	2	0	2	3	6	0	1	0	1	11		
32	Adam Webb	g	0-0	0-0	2-2	2	0	2	0	2	0	1	1	0	6		
Team						2	0	2									
Totals			23-69	7-26	12-16	12	25	37	24	65	10	8	1	6	200		

FG % 1st Half: 10-34 29.4% 2nd half: 13-35 37.1% Game: 23-69 33.3%  
 3FG % 1st Half: 3-14 21.4% 2nd half: 4-12 33.3% Game: 7-26 26.9%  
 FT % 1st Half: 3-4 75.0% 2nd half: 9-12 75.0% Game: 12-16 75.0%

### UCF 90 • 9-2

#	Player	Total			3-Ptr			Rebounds			PF	TP	A	TO	Blk	Stl	Min
		FG-FGA	FG-FGA	FT-FTA	FG-FGA	FG-FGA	FT-FTA	Off	Def	Tot							
35	Smith,Collin	f	2-3	0-0	4-4	0	3	3	3	8	3	2	0	0	19		
24	Fall,Tacko	c	4-5	0-0	2-6	2	4	6	1	10	0	0	5	0	23		
01	Taylor,B.J.	g	3-8	1-5	3-3	0	2	2	1	10	2	0	0	1	26		
02	Allen,Terrell	g	3-6	2-3	0-1	0	5	5	0	8	5	3	0	0	25		
15	Dawkins,Aubrey	g	6-13	2-5	5-6	4	9	13	2	19	1	0	0	2	27		
04	DeJesus,Ceasar	g	2-5	0-1	5-5	0	1	1	3	9	3	0	1	0	18		
10	Griffin,Dayon	g	2-3	2-3	1-2	0	1	1	0	7	0	0	0	0	8		
12	Grant,Xavier	g	0-0	0-0	0-0	0	0	0	0	0	0	0	0	0	2		
13	Renaud,Levy	g	0-1	0-0	0-0	0	0	0	2	0	0	0	0	0	3		
20	Bertz, Frank	g	3-9	3-8	0-0	0	1	1	2	9	2	0	0	1	23		
21	Brown, Chad	g	4-6	0-1	1-2	2	4	6	1	9	1	1	1	0	15		
22	McSpadden,Chance	g	0-2	0-1	1-2	0	2	2	0	1	1	0	0	0	8		
25	Anders,Ryan	g	0-1	0-1	0-0	0	0	0	0	0	0	0	0	0	3		
Team						3	4	7									
Totals			29-62	10-28	22-31	11	36	47	15	90	18	6	7	4	200		

FG % 1st Half: 13-27 48.1% 2nd half: 16-35 45.7% Game: 29-62 46.8%  
 3FG % 1st Half: 4-11 36.4% 2nd half: 6-17 35.3% Game: 10-28 35.7%  
 FT % 1st Half: 14-16 87.5% 2nd half: 8-15 53.3% Game: 22-31 71.0%

Officials: Nathan Bemis, Jason Baker, Byron Jarrett  
 Technical fouls: Stetson-None. UCF-None.  
 Attendance: 3660

Score by periods	1st	2nd	Total
Stetson	26	39	65
UCF	44	46	90

Points	In	Off	2nd	Fast	Bench
STET	Paint	T/O	Chance	Break	
UCF	28	8	12	10	43
UCF	36	15	12	26	35

Last FG - STET 2nd-00:32, UCF 2nd-02:56.  
 Largest lead - STET None, UCF by 32 2nd-02:56.  
 STET led for 00:00. UCF led for 39:41. Game was tied for 00:19.

Score tied - 0 times.  
 Lead changed - 0 times.

## Official Basketball Box Score -- Game Totals -- Final Statistics Ga. Southern vs UCF 12/11/18 7:00 pm at Orlando, Fla. (CFE Arena)

### Ga. Southern 88 • 6-3

#	Player	Total			3-Ptr			Rebounds			PF	TP	A	TO	Blk	Stl	Min
		FG-FGA	FG-FGA	FT-FTA	FG-FGA	FG-FGA	FT-FTA	Off	Def	Tot							
00	Montae Glenn	f	1-3	0-0	2-2	1	3	4	4	4	1	0	0	0	22		
53	Isaiah Crawley	f	8-12	0-1	2-5	0	2	2	3	18	1	1	1	2	23		
03	Ike Smith	g	7-14	2-4	0-0	0	2	2	2	16	0	1	0	0	33		
04	Tookie Brown	g	8-16	3-6	1-3	0	6	6	3	20	7	1	0	1	35		
13	Quan Jackson	g	6-9	0-1	0-0	0	2	2	2	12	3	0	1	4	32		
02	Elijah McCadden	g	1-3	0-0	0-0	0	2	2	0	2	1	2	0	0	18		
23	Simeon Carter	g	4-8	0-1	0-0	3	3	6	3	8	1	1	1	0	18		
24	David-Lee Jones Jr.	g	2-3	2-3	2-2	0	1	1	2	8	3	3	0	0	19		
Team						2	3	5									
Totals			37-68	7-16	7-12	6	24	30	19	88	17	9	3	7	200		

FG % 1st Half: 13-31 41.9% 2nd half: 24-37 64.9% Game: 37-68 54.4%  
 3FG % 1st Half: 2-7 28.6% 2nd half: 5-9 55.6% Game: 7-16 43.8%  
 FT % 1st Half: 3-6 50.0% 2nd half: 4-6 66.7% Game: 7-12 58.3%

### UCF 95 • 8-2

#	Player	Total			3-Ptr			Rebounds			PF	TP	A	TO	Blk	Stl	Min
		FG-FGA	FG-FGA	FT-FTA	FG-FGA	FG-FGA	FT-FTA	Off	Def	Tot							
35	Smith,Collin	f	4-8	2-4	1-3	2	8	10	4	11	3	1	1	0	19		
24	Fall,Tacko	c	6-7	0-0	2-3	3	1	4	3	14	0	2	4	0	27		
01	Taylor,B.J.	g	10-17	6-9	9-11	1	3	4	0	35	5	1	0	1	38		
02	Allen,Terrell	g	5-9	2-5	0-0	0	2	2	2	12	6	2	0	0	33		
15	Dawkins,Aubrey	g	4-13	1-4	1-2	1	5	6	1	10	1	3	0	0	35		
04	DeJesus,Ceasar	g	2-5	1-2	4-4	1	1	2	1	9	1	1	0	0	18		



# GAME 24 • UCF VS MEMPHIS

## Official Basketball Box Score -- Game Totals -- Final Statistics Temple vs UCF

01/02/19 7:00 pm at Orlando, Fla. (CFE Arena)

### Temple 73 • 10-3

#	Player	Total		3-Ptr		Rebounds			PF	TP	A	TO	Bk	Stl	Min
		FG-FGA	FG-FGA	FT-FTA	Off	Def	Tot								
01	Quinton Rose	f	7-13	3-5	0-0	0	4	4	2	17	4	4	0	4	38
22	DeVondre Perry	f	2-2	1-1	0-0	0	0	0	4	5	2	3	1	2	27
27	Ernest Afiaquai	c	1-3	0-0	0-0	1	3	4	2	2	0	2	1	4	32
10	Shizz Alston, Jr.	g	4-15	4-12	6-6	1	2	3	4	18	3	2	0	1	37
15	Nate Pierre-Louis	g	7-11	3-4	4-7	0	1	1	3	21	4	0	0	0	28
00	Alani Moore II	g	1-4	1-2	0-0	1	0	1	3	3	4	1	0	1	16
04	J.P. Moorman II	g	1-3	1-3	2-2	0	3	3	3	5	2	0	0	0	13
21	Justyn Hamilton	g	1-2	0-0	0-0	1	2	3	0	2	0	0	1	0	9
	Team					3	1	4							
	Totals		24-53	13-27	12-15	7	16	23	21	73	19	14	3	12	200

FG % 1st Half: 10-28 35.7% 2nd half: 14-25 56.0% Game: 24-53 45.3%  
 3FG % 1st Half: 6-13 46.2% 2nd half: 7-14 50.0% Game: 13-27 48.1%  
 FT % 1st Half: 2-2 100.0 2nd half: 10-13 76.9% Game: 12-15 80.0%

### UCF 78 • 11-2

#	Player	Total		3-Ptr		Rebounds			PF	TP	A	TO	Bk	Stl	Min
		FG-FGA	FG-FGA	FT-FTA	Off	Def	Tot								
35	Smith, Collin	f	5-8	0-1	2-2	0	4	4	3	12	1	1	0	2	24
24	Fall, Tacko	c	7-9	0-0	2-6	6	5	11	3	16	2	1	3	0	31
01	Taylor, B.J.	g	7-12	3-7	7-12	0	1	1	2	24	2	3	0	0	36
02	Allen, Terrell	g	3-4	1-1	4-5	1	4	5	0	11	7	4	0	1	34
04	Dawkins, Aubrey	g	5-9	0-2	0-2	0	3	3	3	10	3	0	0	0	35
05	DeJesus, Ceasar	g	0-0	0-0	0-0	0	0	0	1	0	1	3	0	1	14
10	Griffin, Dayon	g	1-1	0-0	0-0	0	2	2	1	2	1	1	0	0	10
20	Bertz, Frank	g	0-0	0-0	0-0	0	0	0	1	0	0	1	0	0	3
21	Brown, Chad	g	1-5	0-0	1-1	0	2	2	1	3	0	0	0	0	13
	Team					1	2	3							
	Totals		29-48	4-11	16-28	8	23	31	15	78	17	14	3	4	200

FG % 1st Half: 16-26 61.5% 2nd half: 13-22 59.1% Game: 29-48 60.4%  
 3FG % 1st Half: 2-6 33.3% 2nd half: 2-5 40.0% Game: 4-11 36.4%  
 FT % 1st Half: 3-6 50.0% 2nd half: 13-22 59.1% Game: 16-28 57.1%

Officials: Chuck Jones, Clarence Armstrong, Anthony Jordan  
 Technical fouls: Temple-None. UCF-None.  
 Attendance: 3884

Score by periods	1st	2nd	Total
Temple	28	45	73
UCF	37	41	78

Last FG - TEM 2nd-00:09, UCF 2nd-02:21.  
 Largest lead - TEM by 3 1st-07:16, UCF by 13 2nd-08:41.  
 TEM led for 04:32. UCF led for 34:30. Game was tied for 00:26.

Points	In Paint	Off T/O	2nd Chance	Fast Break	Bench
TEM	16	9	13	15	10
UCF	44	20	12	14	5

Score tied - 1 time.  
 Lead changed - 6 times.

## Official Basketball Box Score -- Game Totals -- Final Statistics UCF vs UConn

01/05/19 12:00 pm at Storrs, Conn.

### UCF 65 • 12-2

#	Player	Total		3-Ptr		Rebounds			PF	TP	A	TO	Bk	Stl	Min
		FG-FGA	FG-FGA	FT-FTA	Off	Def	Tot								
35	Smith, Collin	f	1-2	0-1	1-1	0	2	3	2	3	1	2	0	1	18
24	Fall, Tacko	c	1-1	0-0	1-3	0	5	5	4	3	1	4	2	1	28
01	Taylor, B.J.	g	2-7	1-2	7-12	0	2	2	1	12	3	5	0	1	38
02	Allen, Terrell	g	1-5	0-2	6-6	0	3	3	1	8	4	1	0	3	30
15	Dawkins, Aubrey	g	9-13	2-4	3-4	0	4	4	1	23	1	2	0	0	38
04	DeJesus, Ceasar	g	1-1	1-1	0-0	0	0	0	3	0	1	0	0	0	7
10	Griffin, Dayon	g	3-3	1-1	2-3	0	1	1	1	9	0	1	0	0	20
20	Bertz, Frank	g	0-0	0-0	0-0	0	0	0	0	0	0	1	0	0	5
21	Brown, Chad	g	2-3	0-0	0-0	0	3	3	2	4	0	0	1	2	16
	Team					0	3	3							
	Totals		20-35	5-11	20-29	0	23	23	12	65	11	16	3	12	200

FG % 1st Half: 11-18 61.1% 2nd half: 9-17 52.9% Game: 20-35 57.1%  
 3FG % 1st Half: 3-7 42.9% 2nd half: 2-4 50.0% Game: 5-11 45.5%  
 FT % 1st Half: 8-11 72.7% 2nd half: 12-18 66.7% Game: 20-29 69.0%

### UConn 53 • 9-6

#	Player	Total		3-Ptr		Rebounds			PF	TP	A	TO	Bk	Stl	Min
		FG-FGA	FG-FGA	FT-FTA	Off	Def	Tot								
12	Tyler Polley	f	1-5	0-3	0-2	2	3	5	2	2	2	0	0	1	22
25	Josh Carlton	f	1-2	0-0	0-0	2	0	2	3	2	0	1	0	1	16
01	Christian Vital	g	7-13	1-5	0-0	2	3	5	3	15	0	5	0	2	34
03	Alterique Gilbert	g	6-19	4-8	2-2	1	3	4	4	18	1	3	0	0	33
04	Jalen Adams	g	2-10	1-1	3-3	3	0	3	3	8	4	3	0	1	37
00	Eric Cobb	g	1-3	0-0	2-2	2	6	8	4	4	2	4	0	0	22
02	Tarin Smith	g	1-5	0-2	0-0	0	0	0	3	2	0	0	0	0	21
10	Brendan Adams	g	0-1	0-1	0-0	0	0	0	0	0	0	0	0	0	1
15	Sidney Wilson	g	0-1	0-0	2-2	1	1	2	2	2	0	1	0	0	14
	Team					4	4	8							
	Totals		19-59	6-20	9-11	17	20	37	24	53	9	18	0	5	200

FG % 1st Half: 11-26 42.3% 2nd half: 8-33 24.2% Game: 19-59 32.2%  
 3FG % 1st Half: 4-9 44.4% 2nd half: 2-11 18.2% Game: 6-20 30.0%  
 FT % 1st Half: 4-4 100.0 2nd half: 5-7 71.4% Game: 9-11 81.8%

Officials: Peter Juzenas, Byron Jarrett, Terry Wymer  
 Technical fouls: UCF-None. UConn-None.  
 Attendance: 10541

Score by periods	1st	2nd	Total
UCF	33	32	65
UConn	30	23	53

Last FG - UCF 2nd-05:11, UCONN 2nd-00:45.  
 Largest lead - UCF by 14 2nd-02:40, UCONN by 7 1st-16:17.  
 UCF led for 30:46. UCONN led for 06:22. Game was tied for 02:38.

Points	In Paint	Off T/O	2nd Chance	Fast Break	Bench
UCF	22	20	0	14	16
UConn	18	19	6	7	8

Score tied - 4 times.  
 Lead changed - 7 times.

## Official Basketball Box Score -- Game Totals -- Final Statistics East Carolina vs UCF

01/13/19 4:00 pm at Orlando, Fla. (CFE Arena)

### East Carolina 65 • 8-8; 1-3

#	Player	Total		3-Ptr		Rebounds			PF	TP	A	TO	Bk	Stl	Min
		FG-FGA	FG-FGA	FT-FTA	Off	Def	Tot								
01	Jayden Gardner	f	12-21	1-2	10-16	7	13	20	3	35	1	2	0	1	38
03	Seth LeDay	c	0-3	0-1	3-6	1	3	4	3	3	1	2	0	0	24
00	Isaac Fleming	g	2-4	0-1	0-0	0	1	1	5	4	4	4	0	2	25
02	K.J. Davis	g	1-8	1-5	0-0	0	4	4	4	3	1	1	0	0	25
05	Shawn Williams	g	4-12	3-8	1-1	0	1	1	5	12	2	2	0	1	31
05	Tyler Foster	g	2-5	0-1	0-1	0	2	2	4	4	1	0	0	1	32
10	Tae Hardy	g	0-0	0-0	0-0	0	0	0	1	0	1	0	0	0	5
32	Dimitri Spasojevic	g	2-4	0-0	0-0	0	3	3	3	4	0	2	0	0	13
41	Addison Hill	g	0-0	0-0	0-0	0	0	0	1	0	1	1	0	0	2
52	Justice Obasohan	g	0-1	0-1	0-0	0	0	0	2	0	0	0	0	0	5
	Team					2	1	3							
	Totals		23-58	5-19	14-24	10	28	38	31	65	12	14	0	5	200

FG % 1st Half: 10-28 35.7% 2nd half: 13-30 43.3% Game: 23-58 39.7%  
 3FG % 1st Half: 2-10 20.0% 2nd half: 3-9 33.3% Game: 5-19 26.3%  
 FT % 1st Half: 4-6 66.7% 2nd half: 10-18 55.6% Game: 14-24 58.3%

### UCF 76 • 13-2; 3-0

#	Player	Total		3-Ptr		Rebounds			PF	TP	A	TO	Bk	Stl	Min
		FG-FGA	FG-FGA	FT-FTA	Off	Def	Tot								
35	Smith, Collin	f	5-7	2-3	0-0	1	7	8	5	12	1	2	0	1	21
24	Fall, Tacko	c	4-5	0-0	2-10	4	3	7	2	10	0	1	2	0	30
01	Taylor, B.J.	g	2-12	0-6	10-12	1	1	2	4	14	6	2	0	3	33
02	Allen, Terrell	g	3-5	1-2	2-6	0	8	8	2	9	3	3	0	4	30
15	Dawkins, Aubrey	g	6-14	2-8	4-5	1	5	6	4	18	3	1	1	1	29
04	DeJesus, Ceasar	g	0-1	0-0	0-0	0	0	0	0	0	1	0	0	0	5
10	Griffin, Dayon	g	1-5	1-4	1-2	2	1	3	0	4	0	0	0	0	16
20	Bertz, Frank	g	0-2	0-2	0-0	0	0	0	1	0	0	1	0	0	11
21	Brown, Chad	g	3-7	0-0	3-6	5	3	8	1	9	0	0	0	1	25
	Team					2	1	3							
	Totals		24-58	6-25	22-41	16	29	45	19	76	13	11	3	11	200

FG % 1st Half: 14-29 48.3% 2nd half: 10-29 34.5% Game: 24-58 41.4%  
 3FG % 1st Half: 3-13 23.1% 2nd half: 3-12 25.0% Game: 6-25 24.0%  
 FT % 1st Half: 7-15 46.7% 2nd half: 15-26 57.7% Game: 22-41 53.7%

Officials: Keith Kimble, Michael Roberts, Ted Valentine  
 Technical fouls: East Carolina-None. UCF-None.  
 Attendance: 4692

Score by periods	1st	2nd	Total
East Carolina	26	39	65
UCF	38	38	76

Last FG - ECU 2nd-00:14, UCF 2nd-01:06.  
 Largest lead - ECU None, UCF by 21 2nd-16:26.  
 ECU led for 00:00. UCF led for 38:53. Game was tied for 00:44.

Points	In Paint	Off T/O	2nd Chance	Fast Break	Bench
ECU	22	14	9	12	8



# GAME 24 • UCF VS MEMPHIS

## Official Basketball Box Score -- Game Totals -- Final Statistics Tulsa vs UCF 01/19/19 12:00 pm at Orlando, Fla (CFE Arena)

### Tulsa 62 • 12-6

#	Player	Total		3-Ptr		Rebounds			PF	TP	A	TO	Blk	Stl	Min
		FG-FGA	FG-FGA	FT-FTA	Off	Def	Tot								
01	Martins Igbanu	f	1-4	0-1	6-8	0	2	2	5	8	1	3	0	1	18
02	Daquan Jeffries	f	5-10	1-4	4-6	2	7	9	3	15	3	0	3	1	36
04	Sterling Taplin	g	4-9	3-5	3-4	0	2	2	3	14	2	5	0	0	29
05	Lawson Korita	g	0-4	0-1	2-2	0	2	2	1	2	0	0	0	0	22
10	Curran Scott	g	2-2	2-2	0-0	0	1	1	2	6	0	1	0	0	16
00	Chris Barnes	g	1-4	0-1	0-0	0	2	2	1	2	0	0	0	0	10
03	Elijah Joiner	g	2-6	1-3	0-0	1	5	6	4	5	4	0	0	2	24
11	Darien Jackson	g	2-3	0-1	0-1	0	3	3	4	4	2	1	0	2	22
32	Peter Hewitt	g	0-0	0-0	0-0	0	1	1	2	0	0	1	0	0	5
41	Jeriah Horne	g	2-5	0-1	2-2	1	4	5	4	6	1	2	0	2	18
	Team					0	1	1							
	Totals		19-47	7-19	17-23	4	30	34	29	62	13	13	3	8	200

FG % 1st Half: 12-27 44.4% 2nd half: 7-20 35.0% Game: 19-47 40.4%  
 3FG % 1st Half: 5-11 45.5% 2nd half: 2-8 25.0% Game: 7-19 36.8%  
 FT % 1st Half: 3-5 60.0% 2nd half: 14-18 77.8% Game: 17-23 73.9%

Deadball Rebounds 2

### UCF 64 • 13-3

#	Player	Total		3-Ptr		Rebounds			PF	TP	A	TO	Blk	Stl	Min
		FG-FGA	FG-FGA	FT-FTA	Off	Def	Tot								
35	Smith,Collin	f	3-9	0-2	7-8	1	3	4	1	13	3	3	0	1	26
24	Fall,Tacko	c	5-8	0-0	2-6	4	2	6	5	12	0	1	0	0	16
01	Taylor,B.J.	g	3-11	2-8	7-10	0	1	1	2	15	3	3	0	1	32
02	Allen,Terrell	g	0-0	0-0	3-4	0	2	2	3	3	2	1	0	2	29
15	Dawkins,Aubrey	g	5-13	2-6	0-0	2	3	5	4	12	2	0	0	1	35
04	DeJesus,Ceasar	g	0-1	0-0	0-0	0	0	0	0	0	0	1	0	0	3
10	Griffin,Dayon	g	0-5	0-3	2-2	1	6	7	4	2	3	2	0	0	27
20	Bertz, Frank	g	0-1	0-1	0-0	0	0	0	0	0	0	1	1	0	8
21	Brown, Chad	g	3-3	0-0	1-1	0	10	10	2	7	0	0	1	0	24
	Team					1	1	2							
	Totals		19-51	4-20	22-31	9	28	37	21	64	13	12	2	5	200

FG % 1st Half: 8-29 27.6% 2nd half: 11-22 50.0% Game: 19-51 37.3%  
 3FG % 1st Half: 2-11 18.2% 2nd half: 2-9 22.2% Game: 4-20 20.0%  
 FT % 1st Half: 5-8 62.5% 2nd half: 17-23 73.9% Game: 22-31 71.0%

Deadball Rebounds 2

Officials: Rodrick Dixon, Kelly Self, Mike Nance  
 Technical fouls: Tulsa-Elijah Joiner, UCF-Fall,Tacko.  
 Attendance: 4155

Score by periods	1st	2nd	Total
Tulsa	32	30	62
UCF	23	41	64

Points	In	Off	2nd	Fast	Bench
TUL	18	9	2	23	17
UCF	24	12	7	12	9

Last FG - TUL 2nd-00:12, UCF 2nd-06:36.  
 Largest lead - TUL by 15 1st-05:11, UCF by 7 2nd-06:36.  
 TUL led for 24:32. UCF led for 14:05. Game was tied for 01:23.

Score tied - 2 times.  
 Lead changed - 2 times.

## Official Basketball Box Score -- Game Totals -- Final Statistics UCF vs Memphis 01/27/19 3:00 pm at Memphis, Tenn.

### UCF 57 • 15-4; (5-2)

#	Player	Total		3-Ptr		Rebounds			PF	TP	A	TO	Blk	Stl	Min
		FG-FGA	FG-FGA	FT-FTA	Off	Def	Tot								
35	Smith,Collin	f	4-8	0-1	0-0	2	1	3	3	8	2	2	0	3	25
24	Fall,Tacko	c	3-4	0-0	1-4	2	4	6	3	7	1	3	2	0	19
01	Taylor,B.J.	g	3-11	2-6	2-2	0	1	1	0	10	2	1	0	1	31
02	Allen,Terrell	g	2-5	1-3	0-0	0	0	0	3	5	3	1	0	1	24
15	Dawkins,Aubrey	g	1-10	0-5	0-0	1	2	3	4	2	1	4	0	1	29
04	DeJesus,Ceasar	g	4-4	0-0	0-0	0	0	0	1	8	0	0	1	0	12
10	Griffin,Dayon	g	1-6	1-6	1-4	0	1	1	1	4	2	2	1	2	25
12	Grant,Xavier	g	0-0	0-0	2-2	0	0	0	0	2	0	0	0	0	2
13	Renaud,Levy	g	0-0	0-0	0-0	0	0	0	0	0	0	0	0	0	1
20	Bertz, Frank	g	2-5	2-5	0-0	0	1	1	1	6	1	0	0	1	13
21	Brown, Chad	g	1-4	0-0	1-2	5	4	9	1	3	0	2	3	0	17
25	Anders,Ryan	g	1-1	0-0	0-0	0	0	0	0	2	0	0	0	0	2
	Team					2	2	4							
	Totals		22-58	6-26	7-14	12	16	28	17	57	12	15	7	9	200

FG % 1st Half: 12-26 46.2% 2nd half: 10-32 31.3% Game: 22-58 37.9%  
 3FG % 1st Half: 3-10 30.0% 2nd half: 3-16 18.8% Game: 6-26 23.1%  
 FT % 1st Half: 1-3 33.3% 2nd half: 6-11 54.5% Game: 7-14 50.0%

Deadball Rebounds 1

### Memphis 77 • 13-7; (5-2)

#	Player	Total		3-Ptr		Rebounds			PF	TP	A	TO	Blk	Stl	Min
		FG-FGA	FG-FGA	FT-FTA	Off	Def	Tot								
00	Kyvon Davenport	f	4-6	1-1	2-2	2	3	5	2	11	1	3	0	0	24
04	Raynere Thornton	f	4-7	1-1	2-2	4	7	11	2	11	1	1	0	1	34
14	Isaiah Maurice	f	2-6	1-4	2-2	1	4	5	5	7	0	0	2	0	16
03	Jeremiah Martin	g	4-13	1-5	1-2	1	2	3	3	10	7	0	1	2	34
05	Kareem Brewton	g	1-4	0-2	1-2	2	2	4	0	3	2	4	0	1	13
01	Tyler Harris	g	5-10	4-9	0-0	0	2	2	0	14	0	1	0	0	23
02	Alex Lomax	g	4-8	0-0	0-0	1	1	2	2	8	3	4	0	2	22
10	Mike Parks	g	5-9	0-1	3-4	5	3	8	0	13	0	1	0	1	19
11	Antwann Jones	g	0-2	0-1	0-0	0	1	1	1	0	2	2	3	0	14
30	Evin Olds	g	0-0	0-0	0-0	0	0	0	0	0	0	0	0	0	1
	Team					5	0	5							
	Totals		29-65	8-24	11-14	21	25	46	15	77	16	17	6	7	200

FG % 1st Half: 13-32 40.6% 2nd half: 16-33 48.5% Game: 29-65 44.6%  
 3FG % 1st Half: 3-12 25.0% 2nd half: 5-12 41.7% Game: 8-24 33.3%  
 FT % 1st Half: 9-11 81.8% 2nd half: 2-3 66.7% Game: 11-14 78.6%

Deadball Rebounds 1,3

Officials: Keith Kimble, Gerry Pollard, Doug Simmons  
 Technical fouls: UCF-None, Memphis-None.  
 Attendance: 17046

Score by periods	1st	2nd	Total
UCF	28	29	57
Memphis	38	39	77

Points	In	Off	2nd	Fast	Bench
UCF	30	12	11	11	25
MEM	38	13	14	5	35

Last FG - UCF 2nd-01:33, MEM 2nd-00:51.  
 Largest lead - UCF None, MEM by 23 2nd-04:45.  
 UCF led for 00:00. MEM led for 38:21. Game was tied for 01:32.

Score tied - 1 time.  
 Lead changed - 0 times.

## Official Basketball Box Score -- Game Totals -- Final Statistics UCF vs Tulane 01/23/19 7:02 p.m. at Devlin Fieldhouse, New Orleans, LA

### UCF 75 • 15-3, 5-1

#	Player	Total		3-Ptr		Rebounds			PF	TP	A	TO	Blk	Stl	Min
		FG-FGA	FG-FGA	FT-FTA	Off	Def	Tot								
15	Dawkins,Aubrey	f	7-13	3-7	2-2	1	6	7	1	19	1	0	0	2	28
35	Smith,Collin	f	4-9	0-2	3-6	1	3	4	3	11	0	0	1	1	27
24	Fall,Tacko	c	2-6	0-0	0-2	3	7	10	4	4	0	4	3	1	20
01	Taylor,B.J.	g	8-15	1-4	0-0	1	2	3	1	17	3	1	0	1	30
02	Allen,Terrell	g	2-2	1-1	0-0	0	2	2	2	5	4	0	0	2	24
04	DeJesus,Ceasar	g	2-8	0-2	0-0	0	0	0	3	4	1	1	0	2	16
10	Griffin,Dayon	g	3-7	3-7	0-0	1	1	2	0	9	0	2	0	1	19
12	Grant,Xavier	g	0-1	0-1	0-0	0	1	1	0	0	0	2	0	0	2
13	Renaud,Levy	g	0-1	0-0	0-0	0	0	0	0	0	0	0	0	0	2
20	Bertz, Frank	g	1-4	0-3	0-0	1	2	3	0	2	0	0	0	2	17
21	Brown, Chad	g	2-4	0-0	0-0	1	1	2	4	0	0	0	0	0	13
25	Anders,Ryan	g	0-1	0-1	0-0	0	1	1	1	0	0	0	0	0	2
	Team					6	1	7							
	Totals		31-71	8-28	5-10	15	27	42	17	75	9	11	4	12	200

FG % 1st Half: 19-36 52.8% 2nd half: 12-35 34.3% Game: 31-71 43.7%  
 3FG % 1st Half: 4-11 36.4% 2nd half: 4-17 23.5% Game: 8-28 28.6%  
 FT % 1st Half: 3-5 60.0% 2nd half: 2-6 33.3% Game: 5-10 50.0%

Deadball Rebounds 2

### Tulane 50 • 4-14, 0-6

#	Player
---	--------





# GAME 24 • UCF VS MEMPHIS

## Official Basketball Box Score -- Game Totals -- Final Statistics Houston vs UCF 02/07/19 7:00 pm at Orlando, Fla. (CFE Arena)

### Houston 77 • 22-1;9-1

#	Player	Total		3-Ptr		Rebounds			PF	TP	A	TO	Blk	Stl	Min
		FG-FGA	FG-FGA	FT-FTA	Off	Def	Tot								
24	Breaon Brady	f	0-1	0-0	0-0	0	0	0	4	0	0	0	0	0	3
35	Fabian White Jr	f	0-3	0-0	0-0	0	2	2	3	0	1	0	0	1	16
03	Armoni Brooks	g	3-10	3-10	5-6	1	6	7	2	14	0	0	0	0	38
05	Corey Davis Jr.	g	8-13	1-6	9-12	0	3	3	1	26	5	4	0	1	39
25	Galen Robinson, Jr.	g	6-12	0-3	0-2	0	5	5	1	12	7	1	0	1	36
01	Chris Harris Jr.	g	2-3	0-0	0-0	3	1	4	2	4	0	1	1	1	18
11	Nate Hinton	g	2-6	0-1	2-4	1	5	6	4	6	0	0	0	0	17
13	DeJon Jarreau	g	0-1	0-0	4-4	0	2	2	3	4	0	3	0	1	6
23	Cedrick Alley Jr.	g	3-7	3-7	0-0	0	4	4	1	9	0	0	0	1	13
55	Brison Gresham	g	1-1	0-0	0-0	3	0	3	2	2	0	1	2	1	14
	Team					3	4	7							
	Totals		25-57	7-27	20-28	11	32	43	23	77	13	10	3	7	200

FG % 1st Half: 13-27 48.1% 2nd half: 12-30 40.0% Game: 25-57 43.9% Deadball Rebounds 3  
 3FG % 1st Half: 5-13 38.5% 2nd half: 2-14 14.3% Game: 7-27 25.9%  
 FT % 1st Half: 9-10 90.0% 2nd half: 11-18 61.1% Game: 20-28 71.4%

### UCF 68 • 16-5;6-3

#	Player	Total		3-Ptr		Rebounds			PF	TP	A	TO	Blk	Stl	Min
		FG-FGA	FG-FGA	FT-FTA	Off	Def	Tot								
35	Smith,Collin	f	0-1	0-0	0-0	1	0	1	3	0	0	3	0	0	11
24	Fall,Tacko	c	5-6	0-0	3-7	2	4	6	3	13	0	2	0	0	19
01	Taylor,B.J.	g	6-12	2-7	7-9	0	2	2	3	21	7	0	0	1	36
02	Allen,Terrell	g	2-6	0-2	1-1	1	4	5	1	5	3	4	0	2	31
15	Dawkins,Aubrey	g	5-15	3-7	0-2	1	4	5	5	13	0	2	2	0	33
04	DeJesus,Ceasar	g	0-3	0-1	2-4	0	1	1	0	2	0	0	1	0	12
10	Griffin,Dayon	g	1-3	1-3	0-2	0	3	3	3	3	1	0	0	0	19
20	Bertz, Frank	g	2-5	2-4	0-0	0	1	1	3	6	1	0	0	0	17
21	Brown, Chad	g	2-3	0-0	1-2	1	4	5	2	5	0	0	2	1	22
	Team					2	3	5							
	Totals		23-54	8-24	14-27	8	26	34	23	68	12	11	5	4	200

FG % 1st Half: 7-25 28.0% 2nd half: 16-29 55.2% Game: 23-54 42.6% Deadball Rebounds 4  
 3FG % 1st Half: 3-12 25.0% 2nd half: 5-12 41.7% Game: 8-24 33.3%  
 FT % 1st Half: 8-17 47.1% 2nd half: 6-10 60.0% Game: 14-27 51.9%

Officials: Chuck Jones, Michael Roberts, Michael Stephens  
 Technical fouls: Houston-None. UCF-None.  
 Attendance: 6292

Score by periods	1st	2nd	Total
Houston	40	37	77
UCF	25	43	68

Last FG - HOU 2nd-00:35, UCF 2nd-00:11.  
 Largest lead - HOU by 20 2nd-07:12, UCF by 1 1st-18:42.  
 HOU led for 36:28. UCF led for 01:28. Game was tied for 01:49.

	In	Off	2nd	Fast
Points	Paint	T/O	Chance	Break
HOU	20	15	9	18
UCF	22	9	4	22

Score tied - 1 time.  
 Lead changed - 1 time.

## Official Basketball Box Score -- Game Totals -- Final Statistics UCF vs SMU 02/10/19 1:00 pm at Dallas, Texas (Moody Coliseum)

### UCF 71 • 17-5; 7-3

#	Player	Total		3-Ptr		Rebounds			PF	TP	A	TO	Blk	Stl	Min
		FG-FGA	FG-FGA	FT-FTA	Off	Def	Tot								
35	Smith,Collin	f	7-11	0-1	4-4	3	7	10	3	18	5	1	0	1	30
24	Fall,Tacko	c	4-5	0-0	2-2	0	3	3	1	10	0	2	2	1	26
01	Taylor,B.J.	g	3-7	2-4	0-0	0	2	2	0	8	7	2	0	1	37
02	Allen,Terrell	g	0-6	0-1	0-0	1	1	2	3	0	2	1	0	1	27
15	Dawkins,Aubrey	g	9-12	4-6	4-5	1	4	5	1	26	2	3	1	1	38
04	DeJesus,Ceasar	g	0-0	0-0	0-0	0	0	0	0	0	0	1	0	0	4
10	Griffin,Dayon	g	2-5	1-4	0-0	0	2	2	2	5	0	1	1	0	19
20	Bertz, Frank	g	0-0	0-0	0-0	0	0	0	1	0	0	0	0	0	6
21	Brown, Chad	g	1-4	0-0	2-2	0	3	3	1	4	0	1	0	0	13
	Team					0	5	5							
	Totals		26-50	7-16	12-13	5	27	32	12	71	16	13	4	5	200

FG % 1st Half: 14-26 53.8% 2nd half: 12-24 50.0% Game: 26-50 52.0% Deadball Rebounds 1  
 3FG % 1st Half: 2-6 33.3% 2nd half: 5-10 50.0% Game: 7-16 43.8%  
 FT % 1st Half: 6-7 85.7% 2nd half: 6-6 100.0% Game: 12-13 92.3%

### SMU 65 • 12-11; 4-7

#	Player	Total		3-Ptr		Rebounds			PF	TP	A	TO	Blk	Stl	Min
		FG-FGA	FG-FGA	FT-FTA	Off	Def	Tot								
01	Feron Hunt	f	3-8	1-5	0-0	1	3	4	2	7	0	1	1	0	20
15	Isiah Mike	f	7-16	4-11	0-3	1	9	10	3	18	4	1	3	0	39
25	Ethan Charcois	f	2-7	2-6	5-5	3	0	3	3	11	4	2	0	1	35
05	Nat Dixon	g	0-4	0-3	0-0	2	3	5	2	0	2	0	0	2	27
33	Jimmy Whitt Jr.	g	11-19	1-3	0-2	2	1	3	2	23	4	3	1	2	40
00	Jahmal McMurray	g	0-3	0-3	0-0	0	0	0	1	0	1	0	0	0	5
03	William Douglas	g	0-1	0-1	0-0	1	0	1	0	0	1	0	0	1	4
13	CJ White	g	2-5	2-5	0-0	0	1	1	1	6	0	1	1	0	26
21	Jahmar Young Jr.	g	0-0	0-0	0-0	0	1	1	0	0	0	0	0	1	4
	Team					2	1	3							
	Totals		25-63	10-37	5-10	12	19	31	14	65	16	8	6	7	200

FG % 1st Half: 11-36 30.6% 2nd half: 14-27 51.9% Game: 25-63 39.7% Deadball Rebounds 4  
 3FG % 1st Half: 6-25 24.0% 2nd half: 4-12 33.3% Game: 10-37 27.0%  
 FT % 1st Half: 0-2 0.0% 2nd half: 5-8 62.5% Game: 5-10 50.0%

Officials: Bill Ek, Kelly Self, Randy Heimeran  
 Technical fouls: UCF-None. SMU-None.  
 Attendance: 5989

Score by periods	1st	2nd	Total
UCF	36	35	71
SMU	28	37	65

	In	Off	2nd	Fast
Points	Paint	T/O	Chance	Break
UCF	32	10	6	9
SMU	24	13	15	12

Last FG - UCF 2nd-02:01, SMU 2nd-00:25.  
 Largest lead - UCF by 12 2nd-17:55, SMU by 2 1st-10:39.  
 UCF led for 36:59. SMU led for 00:54. Game was tied for 02:03.

Score tied - 2 times.  
 Lead changed - 2 times.

## Official Basketball Box Score -- Game Totals -- Final Statistics South Fla. vs UCF 02/13/19 7:00 pm at Orlando, Fla. (CFE Arena)

### South Fla. 65 • 17-7;7-5

#	Player	Total		3-Ptr		Rebounds			PF	TP	A	TO	Blk	Stl	Min
		FG-FGA	FG-FGA	FT-FTA	Off	Def	Tot								
04	Michael Durr	f	0-0	0-0	0-0	0	0	0	5	0	0	1	0	0	10
20	Mayan Klir	f	0-4	0-1	0-0	1	1	2	2	0	0	2	0	0	12
00	David Collins	g	5-8	1-2	9-12	0	1	1	4	20	0	0	0	1	32
03	Laquincy Rideau	g	3-17	1-6	3-9	3	2	5	4	10	5	2	0	5	34
13	Justin Brown	g	4-6	3-4	1-1	1	1	2	2	12	0	0	0	0	26
01	Xavier Castaneda	g	3-5	1-1	0-0	0	0	0	1	7	5	4	0	0	20
05	Rashun Williams	g	0-0	0-0	0-0	0	0	0	1	0	0	0	0	0	4
10	Alexis Yetna	g	2-8	0-3	0-3	4	8	12	2	4	1	1	0	0	24
23	T.J. Lang	g	3-6	2-4	0-0	0	3	3	2	8	1	0	0	0	20
34	Antun Maricevic	g	1-1	1-1	1-2	1	0	1	5	4	0	0	2	0	12
41	Nikola Scetic	g	0-2	0-0	0-0	0	0	0	3	0	0	0	0	0	6
	Team					5	3	8							
	Totals		21-57	9-24	14-27	15	19	34	31	65	12	10	2	6	200

FG % 1st Half: 8-28 28.6% 2nd half: 13-29 44.8% Game: 21-57 36.8% Deadball Rebounds 8  
 3FG % 1st Half: 2-11 18.2% 2nd half: 7-13 53.8% Game: 9-24 37.5%  
 FT % 1st Half: 7-16 43.8% 2nd half: 7-11 63.6% Game: 14-27 51.9%

### UCF 78 • 18-5;8-3

#	Player	Total		3-Ptr		Rebounds			PF	TP	A	TO	Blk	Stl	Min
		FG-FGA	FG-FGA	FT-FTA	Off	Def	Tot								
35	Smith,Collin	f	3-5	0-0	3-3	2	3	5	5	9	1	3	1	1	23
24	Fall,Tacko	c	6-9	0-0	9-21	2	7	9	3	21	1	1	5	0	26
01	Taylor,B.J.	g	3-6	1-1	6-7	2	1	3	3	13	7	1	0	0	29
02	Allen,Terrell	g	5-8	2-3	2-2	0	3	3	2	14	4	0	0	1	27
15	Dawkins,Aubrey	g	4-8	1-4	1-2	0	2	2	2	10	1	0	0	2	32
04	DeJesus,Ceasar	g	0-1	0-0	1-3	0	2	2	2	1	0	1	0	0	16
10	Griffin,Dayon	g	2-3	1-2	0-0	0	1	1	1	5	0	2	0	0	10
20	Bertz, Frank	g	0-1	0-1	0-0	0	0	0	1	0	1	0	1	0	16
21	Brown, Chad	g	1-3	0-0	3-6	4	5	9	3	5	1	2	0	1	21
	Team					1	2	3							
	Totals		24-44	5-11	25-44	11	26	37	22	78	16	10	7	5	200

FG % 1st Half: 13-26 50.0% 2nd half: 11-18 61.1% Game: 24-44 54.5% Deadball Rebounds 9  
 3FG % 1st Half: 3-7 42.9% 2nd half: 2-4 50.0% Game: 5-11 45.5%  
 FT % 1st Half: 10-22 45.5% 2nd half: 15-22 68.2% Game: 25-44 56.8%

Officials: Olandis Poole, Todd Austin, Pat Adams  
 Technical fouls: South Fla.-None. UCF-None.  
 Attendance: 4719

Score by periods	1st	2nd	Total
South Fla.	25	40	65
UCF	39	39	78