



GAME 16 • UCF AT WICHITA STATE

Director, Strategic Communications: Daniel Forcella | Cell: (207) 650-6790 | Email: dforcella@athletics.ucf.edu

Assistant Director, Strategic Communications: Kelly Cartner | Cell: (248) 978-5201 | Email: kcartner@athletics.ucf.edu

GAME INFORMATION

Date Wednesday, Jan. 16
 Time 10 p.m. ET/9 p.m. CT
 Site Wichita, Kan.
 Stadium Charles Koch Arena
 Capacity 10,506
 TV CBS Sports Network
 Play-by-Play Brent Stover
 Analyst Bob Wenzel
 Radio FM96.9/AM740 The Game
 Play-by-Play Marc Daniels
 Twitter @UCF_MBB
 Hashtag #ChargeOn

SCHEDULE/RESULTS

O29	Flagler&		W, 86-69
N6	Rider	ESPN3	W, 84-70
N11	FAU	ESPN3	L, 80-79
N15	vs. Cal State Fullerton#	ESPN3	W, 68-52
N16	vs. Saint Joseph's#	ESPN2	W, 77-57
N18	vs. Western Kentucky#	ESPN2	W, 78-62
N24	Northern Kentucky	ESPN3	W, 66-53
N29	Alabama	ESPN	W, 70-64
D2	at Missouri	ESPN	L, 64-62 (ot)
D8	Grambling	ESPN3	W, 70-45
D11	Georgia Southern	ESPN3	W, 95-88
D16	Stetson	ESPN3	W, 90-65
D21	Illinois State	ESPN3	W, 77-56
J2	Temple*	ESPN	W, 78-73
J5	at UConn*	ESPN	W, 65-53
J13	ECU*	ESPN	W, 76-65
J16	at Wichita State*	CBSSN	10 p.m.
J19	Tulsa*	ESPN	12 p.m.
J23	at Tulane*	ESPN3	8 p.m.
J27	at Memphis*	CBSSN	4 p.m.
J31	UConn*	ESPN2/U	9 p.m.
F7	Houston*	CBSSN	7 p.m.
F10	at SMU*	ESPN	2 p.m.
F13	S. Florida*	ESPN	7 p.m.
F16	Memphis*	ESPN2/U	6 p.m.
F21	at Cincinnati*	ESPN2	7 p.m.
F24	SMU*	CBSSN	12 p.m.
F27	at S. Florida*	ESPN3	7 p.m.
M2	at Houston*	ESPN2/U	4 p.m.
M7	Cincinnati*	ESPN2	7 p.m.
M9	at Temple*	ESPN2/News	4 p.m.
M14	AAC First Round%	TBD	TBD
M15	AAC Quarterfinals%	TBD	TBD
M16	AAC Semifinals%	TBD	TBD
M17	AAC Finals%	TBD	TBD

* American Athletic Conference contest
 & Exhibition contest
 # Myrtle Beach Invitational
 % American Athletic Conference Tournament
 All times Eastern



(rv/rv) **UCF KNIGHTS** (13-2, 3-0)
Head Coach: Johnny Dawkins (Duke, 1986)
Record at UCF: 56-27 (3rd Season)
Overall Record: 212-142 (11th Season)

WICHITA STATE SHOCKERS (7-8, 0-3)
Head Coach: Gregg Marshall (Randolph Macon, 1985)
Record at WSU: 295-106 (12th Season)
Overall Record: 487-189 (21st Season)

UCFACTS

SETTING THE SCENE

- The Knights remain atop the American Athletic Conference standings as the only unbeaten team in league play, at 3-0.
- UCF has matched its 2016-17 season for the team's best start to AAC play
- Overall, the Knights have won seven in a row, their longest win streak since winning 14 in a row in 2010-11
- At 13-2, it is also the best start to a season since the Knights went 14-0 to start the 2010-11 campaign.

WINNING AGAINST WICHITA

- For the Knights to continue their strong start, they'll have to do something they failed to do in their first two tries, win against Wichita State.
- The Shockers got the best of the Knights in each of their meetings last season, the first ever games between the programs.
- Wichita State won 81-62 at Charles Koch Arena and then won 75-71 in overtime at CFE Arena, as the Knights were without injured Tacko Fall in both contests.

OFFENSIVE EFFICIENCY

- Known for their defense the last few years under Johnny Dawkins, the Knights have been extremely efficient offensively in 2018-19.
- UCF leads The American in both field goal shooting percentage (48.5) and three-point shooting percentage (36.3), ranking 32nd in the nation in the former.
- The Knights have shot over 50 percent in three of their last four games, including a season-high 60.4 percent in the win over Temple.

DOMINATING DEFENSE

- It's the defense that has dominated under Dawkins though, holding opponents to a combined 38.10 percent from the floor the previous two seasons, which led the nation during that period.
- Only two teams in the nation were ranked in the top six in scoring defense in both 2016-17 and 2017-18, UCF and Virginia.
- The Knights led the nation in defensive field goal percentage in 2016-17, holding opponents to 36.5 percent, and in 2017-18 they ranked third in the nation in scoring defense at 61.7.
- UCF ranks second in The American in field goal percentage defense (38.1) and third in scoring defense (63.1), having held six opponents to less than 60 points.
- The Knights are 7-0 when allowing 63 points or less and 6-0 when holding opponents to less than 36 percent shooting from the field.

A UCF WIN WOULD

- Be better than a loss
- Give the Knights eight straight wins
- Be the program's first ever against Wichita State
- Improve the Knights to 4-0 and remain atop the American Athletic Conference standings
- Continue UCF's best start to a season since starting 14-0 back in 2010-11
- Be the team's best ever start to AAC play

RECORD BREAKDOWN

Overall	13-2
The American	3-0
Non-Conference	10-2
Home	9-1
Away	1-1
Neutral	3-0

Twitter: @UCF_MBB | Instagram: UCF.MBB | Facebook: /UCFMensBasketball



BY THE NUMBERS

KNIGHTS		SHOCKS
75.7	« POINTS	71.1
63.1	« DEFENSE	72.3
+12.5	« MARGIN	-1.3
48.5	« FG%	41.3
38.1	« FG% DEFENSE	44.2
6.9	THREES »	7.5
36.3	« 3FG%	31.1
32.3	3FG% DEFENSE	32.3
62.3	FT% »	68.5
+4.1	« REB MARGIN	+2.4
14.1	« ASSISTS	13.7
11.5	« TOs	13.9
1.2	« AST-TO	1.0
6.0	« STEALS	5.3
5.1	« BLOCKS	2.9

SERIES INFORMATION

Overall:.....WSU, 2-0
 in Wichita:.....WSU, 1-0
 in Orlando:.....WSU, 1-0
 at Neutral location:.....--
 Streak:.....WSU won 2
 Last meeting:.....#11 WSU 75, UCF 71 (ot)
March 1, 2018
 Last UCF win:.....--

UCF and Wichita State met for the first time last season, the Shockers' first in the American Athletic Conference. The teams played twice with Wichita State coming out on top in both games.

The first meeting was in late January in Kansas, where the then No. 16 ranked Shockers handled the Knights, who had recently lost Tacko Fall for the season, by a score of 81-62.

Then in early March, the Shockers made the return trip to Orlando and got all they could handle from UCF. Led by A.J. Davis's career-night of 31 points and 14 rebounds, the Knights forced overtime against the No. 11 Shockers, before Wichita prevailed, 75-71.

In the home game, BJ Taylor (23) and Ceasar DeJesus (10) both scored in double figures, while on the road it was Dayon Griffin (15) and Taylor (12) who led the way.

KNIGHT NOTES

RISING IN THE RANKINGS

- Winners of their last seven and 12 of their last 13, the Knights are receiving votes in both national polls and knocking on the door of the Top 25.
- This week UCF received 26 votes in the USA Today Coaches Poll (29th) and 17 votes in the AP Top 25 Poll (31st).
- It marks the most votes in both polls for UCF since the team was ranked in January of 2011.
- The Knights also continue to climb in the NCAA NET Rankings, currently at 33rd.

BEATEN BY BUZZER

- The Knights are 13-2 and receiving votes in both national polls, but UCF is just two buzzer-beaters away from being 15-0 and one of just three undefeated teams in the nation.
- The Black and Gold's first loss was to FAU as an Owl airball led to a buzzer-beating putback with no time on the clock.
- The team's only other defeat was on the road at Missouri, which needed a three-pointer with no time left on the clock to send the game into overtime.

AWESOME AUBREY

- Aubrey Dawkins has already been named the MVP of the Myrtle Beach Invitational and the American Athletic Conference Player of the Week twice this season.
- He is currently second on the team and ninth in The American with 15.9 points per game.
- Dawkins is also second on the team and 14th in the league with 5.7 rebounds per game.
- His 81.1 percent mark from the free throw line leads the Knights and ranks seventh in the AAC.
- Dawkins has scored in double figures in each of his first 15 games as a Knight, the first player to do so in UCF's Division I era.
- He scored a season-high 23 points on 9-of-13 shooting in the win at UConn.

BIG SHOT BARRY

- BJ Taylor has led UCF in scoring each of his three seasons on the court, and now his 17.3 points per game leads the Knights and ranks fifth in The American in 2018-19.
- The Orlando native was named the Preseason Player of the Year and Preseason First Team All-Conference in The American.
- With a knack of getting to the line, Taylor ranks fifth all-time at UCF with 367 free throws and is 16th in the nation this season with 98 free throws made.

TAYLOR ALREADY IN THE CLUB

- Taylor became the 19th player in UCF history to join the 1,000-Point Club when he achieved the feat Feb. 21, 2018 at Tulsa.
- Taylor scored 1,000 points in just 66 games, believed to be the third fastest in UCF's Division I history behind Ken Leeks (1988-92) and Darryl Davis (1991-95).
- He now has 1,352 in his career, passing former teammate Matt Williams, Marcus Jordan and most recently Pat Crocklin for 11th place in program history.
- Taylor needs just 24 more points to crack the UCF Top 10.

TACKO TIME

- Tacko Fall leads The American and ranks sixth in the nation with 3.13 blocked shots per game
- He also leads the league with a 80.0 field goal percentage and would lead the nation if he made enough field goals per game to qualify.
- Accumulating 242 blocks in his career, Fall has taken over the all-time lead in career blocks at UCF, passing Keith Clanton (227).
- The 7-foot-6 center was named to the Myrtle Beach Invitational's All-Tournament Team and was on the Kareem Abdul-Jabbar Award Preseason Watch List for the nation's best center.
- The Knights are 10-0 this season when Fall scores in double figures.

FALL FACTS

- Among the 40 tallest living human beings in the world.
- At 7-foot-6, he is the tallest player in NCAA Division I basketball and taller than any NBA player.
- Hand Length: 10.5 inches | Wingspan: 8 feet, 4 inches | Shoe Size: 22

BATTLING ON THE BOARDS

- The Knights hold a +4.1 advantage in rebounds over their opponents, and when they're doing it well it leads to wins.
- UCF is 10-0 on the season when outrebounding its opponent, and 11-0 when matching or bettering its opponent's rebound total.
- The Knights ranks third in the league with 39.0 rebounds per game, but are just seventh in rebounding defense, allowing 34.9 per contest.



QUICK FACTS

UCF INFORMATION

Location	Orlando, Fla.
Founded	1963
Enrollment	67,000+
Nickname	Knights
Colors	Black and Gold
Conference	American Athletic
President	Dr. Dale Whittaker
Director of Athletics	Dr. Daniel J. White
Athletics Phone	(407) 823-2261
Ticket Office Phone	(407) 823-1000

CFE ARENA

Capacity	10,000
Year Opened	2007
Press Row Phone	(407) 823-2477

BASKETBALL HISTORY

First Year of Basketball	1969-70
First Year in Division I	1984-85
First Year in AAC	2013-14
All-Time Record	752-615/805-615*
NCAA Tournaments/Last	Four/2005

*2008-09 (17-14), 2009-10 (15-17), 2010-11 (21-12)
victories were vacated due to NCAA sanctions

TEAM INFORMATION

2017-18 Record	19-13
Conference Record/Finish	9-9/6th
Home Record	12-4
Road Record	5-7
Neutral Record	2-2
Conference Tournament	Quarterfinals
Postseason	--
Starters Returning/Lost	4/1
Letterwinners Returning/Lost	9/2
Newcomers	6

STRATEGIC COMMUNICATIONS

Director (MBB, Primary)	Daniel Forcella
Office Phone	(407) 823-2142
Cell Phone	(207) 650-6790
Email	dforcella@athletics.ucf.edu
Assistant Director (MBB, Secondary)	Kelly Cartner
Office Phone	(407) 823-6489
Email	kcartner@athletics.ucf.edu
Mailing Address	Spectrum Stadium 4465 Knights Victory Way Orlando, FL 32816
Website	www.UCFKnights.com
Twitter	@UCF_MBB
Instagram	UCF.MBB
Facebook	/UCFMensBasketball

KNIGHT NOTES

HOLDING THE LEAD

- The veteran group has been solid in holding a lead in 2018-19.
- UCF is a perfect 13-0 when leading with two minutes remaining in the game.
- Conversely, the Knights are 0-1 when trailing with two minutes to play and 0-1 when tied with two minutes on the clock.

FASTEST TO FIFTY

- With the win over Grambling State, Johnny Dawkins eclipsed 50 victories as the head coach at the University of Central Florida.
- He is the fastest head coach to 50 wins in UCF's Division I era.
- Dawkins has won 212 games in his career overall.

LIVING IN THE 90S

- UCF scored 90 or more points in back-to-back wins over Georgia Southern and Stetson, putting up 95 against Georgia Southern and 90 in the victory over Stetson.
- It marked the first time the Knights had put up 90 points in back-to-back games since the 2013-14 season.
- The 95 points against Georgia Southern were the most ever for a Johnny Dawkins coached UCF team and the most by any Knights team since putting up 101 against Bethune-Cookman on Dec. 22, 2015.

TERRELL TERRIFIC

- Terrell Allen has had a stellar start to the 2018-19 campaign, averaging 8.6 points and ranking fifth in The American with 4.7 assists per game.
- Allen also ranks fourth in the league with a 3.2 assist-to-turnover ratio.
- He has had at least four assists in all but two games this season.
- Allen is shooting lights out beyond the arc, converting 16 of his 32 attempts on the year.
- The point guard had a career day in the win over Saint Joseph's in the semifinal of the Myrtle Beach Invitational, scoring a career-high 22 points on a career-best four three-pointers.

DAWKINS DOUBLE

- This season there is double the Dawkins for UCF, as Coach Dawkins' son Aubrey is healthy and available to play for the 2018-19 campaign.
- A transfer from Michigan, where he started 22 games over two years, averaging 6.7 points per game, Dawkins sat out 2016-17 and then missed all of 2017-18 due to injury.
- Dawkins has been named among the best players in the American Athletic Conference heading into this season and one of the best transfer players in the nation.

SEASON NUMBER THREE

- The UCF men's basketball team is in year three under head coach Johnny Dawkins.
- The Knights went 43-25 in their first two seasons with Dawkins, the most wins in consecutive seasons for the program since winning back-to-back ASUN Championships in 2003-04 and 2004-05.
- Before Dawkins got to UCF, the Knights endured three straight losing seasons.

TALKIN' DAWKINS

- After the win on opening night, Johnny Dawkins now has over 200 wins in his career, having spent eight seasons at the helm of the Stanford Cardinal before arriving in Orlando.
- The former Naismith Player of the Year at Duke also coached under his former Coach, Mike Krzyzewski, from 1998 to 2008.
- After his first season at UCF, Dawkins was named a finalist for both the Ben Jobe and Jim Phelan National Coach of the Year awards.

RECORD BY LINEUP

GUARD	GUARD	GUARD	FORWARD	CENTER	RECORD
Terrell Allen	B.J. Taylor	Aubrey Dawkins	Collin Smith	Tacko Fall	12-2
Terrell Allen	B.J. Taylor	Aubrey Dawkins	Chad Brown	Tacko Fall	1-0



NUMERICAL ROSTER

No.	Name	Cl.	Pos.	Ht.	Wt.	Hometown/High School/Last College
1	BJ Taylor	G	6-2	195	r-Sr.	Orlando, Fla. (Boone)
2	Terrell Allen	G	6-3	185	r-Jr.	Upper Marlboro, Md. (DeMatha Catholic/Drexel)
3	Dre Fuller Jr.	G	6-5	210	Fr.	Fayetteville, N.C. (Admiral Farragut [Fla.])
4	Cesar DeJesus	G	6-2	190	r-So.	West New York, N.J. (Mt. Zion Prep [Md.])
5	Myles Douglas	F	6-8	215	So.	Edgewood, Md. (Aberdeen)
10	Dayon Griffin	G	6-4	210	r-Sr.	St. Petersburg, Fla. (St. Petersburg/Louisiana Tech)
12	Xavier Grant	G	6-3	180	Fr.	Fort Lauderdale, Fla. (American Heritage)
13	Levy Renaud	G	6-2	180	Fr.	Fort Lauderdale, Fla. (NSU University School)
14	Ibrahim Famouke Doumbia*	F	6-7	205	So.	Bamako, Mali (Miami Country Day/South Carolina)
15	Aubrey Dawkins	G	6-6	205	r-Jr.	Durham, N.C. (New Hampton Prep [N.H.]/Michigan)
20	Frank Bertz	G	6-5	180	Jr.	Hesperia, Calif. (Sultana/East Los Angeles College)
21	Chad Brown	F	6-9	245	Sr.	Deltona, Fla. (Deltona)
22	Chance McSpadden	G	6-4	185	r-Jr.	Winter Haven, Fla. (Winter Haven)
24	Tacko Fall	C	7-6	310	Sr.	Dakar, Senegal (Liberty Christian Prep [Fla.])
25	Ryan Anders	F	6-6	220	Fr.	Tampa, Fla. (Wharton)
31	Anthony Catotti	G	6-4	200	r-Sr.	Oviedo, Fla. (Seminole)
35	Collin Smith	F	6-11	240	r-So.	Jacksonville, Fla. (Bolles School/George Washington)

*ineligible for 2018-19 due to NCAA transfer rules

Head Coach: Johnny Dawkins (Duke, 1986), Third Year
Assistant Coach: Kevin Norris (Miami, 1998), Third Year
Assistant Coach: Vince Taylor (Duke, 1982), Second Year
Assistant Coach: Robbie Laing (Troy, 1982), Third Year
Director of Operations: Jimmy Drew (DePaul, 2011), Third Year
Director of Player Development: Kelvin Johnson (Richmond, 1985), Second Year
Video Coordinator: Jaycob Ammerman (Flagler, 2013), Third Year
Director of Sports Performance: Alex Parr (Maryland, 2006), Third Year
Athletic Trainer: Jarrett Schweim (Florida, 2006), Fifth Year
Equipment Manager: John Whitford (Manchester, 1995), 16th Year

ALPHABETICAL

No.	Name	Yr.
2	Terrell Allen	r-Jr.
25	Ryan Anders	Fr.
20	Frank Bertz	Jr.
21	Chad Brown	Sr.
31	Anthony Catotti	r-Sr.
15	Aubrey Dawkins	r-Jr.
4	Cesar DeJesus	r-So.
5	Myles Douglas	So.
24	Tacko Fall	Sr.
14	Ibrahim Famouke Doumbia	So.
3	Dre Fuller Jr.	Fr.
12	Xavier Grant	Fr.
10	Dayon Griffin	r-Sr.
22	Chance McSpadden	r-Jr.
13	Levy Renaud	Fr.
35	Collin Smith	r-So.
1	B.J. Taylor	r-Sr.

PRONUNCIATIONS

tuh - RELL, Allen
 Anthony, cuh - tah - dee
 SEE - zurr, duh - HAY - zeus
 TACO, Fall
 EE - bruh - heem, fuh - MOO - kay, DOOM - bee - uh
 DAY - on, Griffin
 LEV - ee, RAY - no

BY LOCATION

California		
20	Frank Bertz	Jr.
Florida		
25	Ryan Anders	Fr.
21	Chad Brown	Sr.
30	Anthony Catotti	r-Sr.
12	Xavier Grant	Fr.
10	Dayon Griffin	r-Sr.
22	Chance McSpadden	r-Jr.
13	Levy Renaud	Fr.
35	Collin Smith	r-So.
1	B.J. Taylor	r-Sr.
International		
24	Tacko Fall	Sr.
14	Ibrahim Famouke Doumbia	So.
Maryland		
2	Terrell Allen	r-Jr.
5	Myles Douglas	So.
New Jersey		
4	Cesar DeJesus	r-So.
North Carolina		
15	Aubrey Dawkins	r-Jr.
3	Dre Fuller Jr.	Fr.

BY CLASS


Freshman (4)		
25	Ryan Anders	Fr.
3	Dre Fuller Jr.	Fr.
12	Xavier Grant	Fr.
13	Levy Renaud	Fr.
Sophomores (4)		
4	Cesar DeJesus	r-So.
5	Myles Douglas	So.
14	Ibrahim Famouke Doumbia	So.
35	Collin Smith	r-So.
Juniors (5)		
2	Terrell Allen	r-Jr.
15	Aubrey Dawkins	r-Jr.
22	Chance McSpadden	r-Jr.
20	Frank Bertz	Jr.
Seniors (5)		
21	Chad Brown	Sr.
30	Anthony Catotti	r-Sr.
24	Tacko Fall	Sr.
10	Dayon Griffin	r-Sr.
1	B.J. Taylor	r-Sr.



B.J. TAYLOR
#1 • G • r-Sr. • 6-2
Orlando, Fla.




TERRELL ALLEN
#2 • G • r-Jr. • 6-3
Upper Marlboro, Md.



DRE FULLER JR.
#3 • G • Fr. • 6-5
Fayetteville, N.C.



CEASAR DEJESUS
#4 • G • r-So. • 6-2
West New York, N.J.



MYLES DOUGLAS
#5 • F • So. • 6-8
Edgewood, Md.



DAYON GRIFFIN
#10 • G • r-Sr. • 6-4
St. Petersburg, Fla.




AUBREY DAWKINS
#15 • G • r-Jr. • 6-6
Durham, N.C.



FRANK BERTZ
#20 • G • Jr. • 6-5
Hesperia, Calif.




CHAD BROWN
#21 • F • Sr. • 6-9
Deltona, Fla.



CHANCE MCSPADDEN
#22 • G • r-Jr. • 6-4
Winter Haven, Fla.



TACKO FALL
#24 • C • Sr. • 7-6
Dakar, Senegal



COLLIN SMITH
#35 • F • r-So. • 6-11
Jacksonville, Fla.



JOHNNY DAWKINS
Head Coach
Third Season



THE AMERICAN

STANDINGS

School	AAC	Overall	Streak
UCF	3-0	13-2	W7
Houston	3-1	16-1	W1
Cincinnati	3-1	14-3	W2
Temple	3-1	13-3	W3
SMU	3-1	11-5	W1
Memphis	3-1	11-6	W2
USF	2-2	12-4	L1
Tulsa	1-3	11-6	L2
UConn	1-3	10-7	L1
ECU	1-3	8-8	L2
Wichita State	0-3	7-8	L4
Tulane	0-4	4-12	L6

**through games played 1/13/19*

STATISTICAL LEADERS

Scoring	Team	PPG
1. Jayden Gardner	ECU	19.4
2. Markis McDuffie	Wichita	19.3
3. Shizz Alston Jr.	Temple	19.0
4. Jahmal McMurray	SMU	18.9
5. BJ Taylor	UCF	17.3
6. Jarron Cumberland	Cincinnati	16.9
7. Jalen Adams	UConn	16.8
8. Quinton Rose	Temple	16.8
9. Aubrey Dawkins	UCF	15.9
10. Corey Davis Jr.	Houston	15.5

Rebounding	Team	RPG
1. Alexis Yetna	USF	10.8
2. Jayden Gardner	ECU	9.5
3. Samir Sehic	Tulane	7.9
4. Kyvon Davenport	Memphis	7.5
5. Tacko Fall	UCF	7.1

Field Goal Percentage	Team	Per.
1. Tacko Fall	UCF	80.0
2. Brearon Brady	Houston	63.8
3. Nysier Brooks	Cincinnati	61.6
4. Jaime Echenique	Wichita	58.3
5. Martins Igbanu	Tulsa	56.8

Assists	Team	APG
1. Laquincy Rideau	USF	5.8
2. Galen Robinson Jr.	Houston	5.7
3. Shizz Alston Jr.	Temple	5.4
4. Sterling Taplin	Tulsa	4.7
5. Terrell Allen	UCF	4.7

Blocked Shots	Team	BPG
1. Tacko Fall	UCF	3.1
2. Brison Gresham	Houston	1.8
3. Nysier Brooks	Cincinnati	1.5
4. Josh Carlton	UConn	1.5
5. Chad Brown	UCF	1.2

Assist-to-Turnover	Team	Ratio
1. Justin Jenifer	Cincinnati	6.9
2. Jimmy Whitt Jr.	SMU	3.7
3. Galen Robinson	Houston	3.2
4. Terrell Allen	UCF	3.2
5. Shizz Alston Jr.	Temple	2.2

through games played 1/13/19

PRESEASON HONORS

FIRST TEAM

Jalen Adams	Sr.	Guard	UConn
Jarron Cumberland	Jr.	Guard	Cincinnati
Jeremiah Martin	Sr.	Guard	Memphis
Quinton Rose	Jr.	Guard	Temple
B.J. Taylor	r-Sr.	Guard	UCF

SECOND TEAM

Corey Davis Jr.	Sr.	Guard	Houston
Tacko Fall	Sr.	Center	UCF
Jarrey Foster	Sr.	Guard	SMU
Markis McDuffie	Sr.	Forward	Wichita State
Jahmal McMurray	Sr.	Guard	SMU
Sterling Taplin	Sr.	Guard	Tulsa

PLAYER OF THE YEAR

B.J. Taylor	r-Sr.	Guard	UCF
-------------	-------	-------	-----

FRESHMAN OF THE YEAR

Nate Hinton	Fr.	Guard	Houston
-------------	-----	-------	---------

Rank Team (First Place Votes) Points

1.	UCF (6)	114
2.	Cincinnati (3)	107
3.	Houston (2)	103
4.	Memphis (1)	85
5.	UConn	75
6.	Temple	74
7.	SMU	63
8.	Wichita State	60
9.	Tulsa	48
10.	Tulane	23
11.	ECU	22
12.	S. Florida	18

WEEKLY HONORS

Player of the Week

Nov. 12 - Shizz Alston Jr.	Senior	Guard	Temple
Nov. 12 - Markis McDuffie	Senior	Forward	Wichita State
Nov. 19 - Aubrey Dawkins	Junior	Guard	UCF
Nov. 26 - Jarron Cumberland	Junior	Guard	Cincinnati
Dec. 3 - Armoni Brooks	Junior	Guard	Houston
Dec. 10 - DaQuan Jeffries	Senior	Guard	Tulsa
Dec. 17 - Shizz Alston Jr.	Junior	Guard	Temple
Dec. 17 - Galen Robinson Jr.	Junior	Guard	Houston
Dec. 24 - Jarron Cumberland	Junior	Guard	Cincinnati
Jan. 7 - Aubrey Dawkins	Junior	Guard	UCF
Jan. 14 - Nate Pierre-Louis	Sophomore	Guard	Temple

Rookie of the Week

Nov. 12 - Jayden Gardner	Freshman	Forward	ECU
Nov. 19 - Tyler Harris	Freshman	Guard	Memphis
Nov. 26 - Cedrick Alley Jr.	Freshman	Forward	Houston
Dec. 3 - Jayden Gardner	Freshman	Forward	ECU
Dec. 10 - Tyler Harris	Freshman	Guard	Memphis
Dec. 17 - Alexis Yetna	Freshman	Forward	South Florida
Dec. 24 - Alexis Yetna	Freshman	Forward	South Florida
Jan. 7 - Nate Hinton	Freshman	Forward	Houston
Jan. 14 - Jayden Gardner	Freshman	Forward	ECU
Jan. 14 - Alexis Yetna	Freshman	Forward	South Florida

UCF on the Honor Roll

B.J. Taylor	Senior	Guard	Nov. 12
B.J. Taylor	Senior	Guard	Dec. 3
B.J. Taylor	Senior	Guard	Dec. 10



TRENDS

Table with 2 columns: Trend Category and Value. Includes categories like 'Win the tip', 'Home games', 'Opponent Scores', etc.

THE LAST TIME

Table with 3 columns: Category, UCF, and Opponent. Lists various performance metrics and game results.

Table with 2 columns: Category and UCF Player. Lists specific player achievements and game statistics.



RECORDS WATCH

Career Field Goal Percentage

(min. 200 attempts)

1. Tacko Fall (2015-present)	.746 (411-551)
2. Willie Edison (1980-82)	.617 (246-399)
3. Tyrone Sparrow (1975-77)	.598 (158-264)
4. Jerry Prather (1974-78)	.584 (757-1,297)
5. Staphon Blair (2012-16)	.583 (215-369)

Career Rebound Average

1. Ed Fluitt (1971-73)	12.0
2. Ed Smith (1972-74)	9.9
3. Ruben Cotton (1979-81)	9.6
4. Ken Leeks (1988-92)	8.8
5. Jerry Prather (1974-78)	8.2
6. Keith Clanton (2009-13)	7.8
7. Lee Riley (1974-77)	7.7
8. Tacko Fall (2015-present)	7.6
9. Dan Faison (1983-85)	7.5
Don Mathis (1970-72)	7.5

Career Blocks

1. Tacko Fall (2015-present)	242
2. Keith Clanton (2009-13)	227
3. Ken Leeks (1988-92)	141
4. Paul Reed (2001-02)	127
5. Issac McKinnon (1979-83)	106
6. Staphon Blair (2012-16)	99
7. John Friday (1984-85, 86-87)	94
8. Josh Bodden (2000-04)	88
9. Anthony Williams (2004-06)	86
10. Jeff Dorschner (1980-82)	83
Chad Brown (2015-present)	81

Career Rebounds

1. Keith Clanton (2009-13)	1,000
2. Ken Leeks (1988-92)	942
3. Jerry Prather (1974-78)	849
4. Isaiah Sykes (2010-14)	764
5. Tacko Fall (2015-present)	742
6. Willy Belotte (1972-76)	698
7. Paul Reed (1999-02)	685
8. A.J. Davis (2015-18)	633
9. Dan Faison (1982-85)	626
10. Mario Lovett (1996-01)	608

Career Free Throws

1. Bo Clark (1975-77, 78-80)	456
2. Ken Leeks (1988-92)	413
3. Mike Clark (1969-73)	410
4. Keith Clanton (2009-13)	399
5. BJ Taylor (2014-present)	367
6. Marcus Jordan (2009-12)	350
7. Isaiah Sykes (2010-14)	335
8. A.J. Davis (2015-18)	319
9. Jermaine Taylor (2005-09)	308
10. Paul Reed (1999-02)	279

Career Points

1. Bo Clark (1975-77, 78-80)	2,866
2. Mike Clark (1969-73)	2,085
3. Jermaine Taylor (2005-09)	1,979
4. Jerry Prather (1974-78)	1,778
5. Ken Leeks (1988-92)	1,763
6. Keith Clanton (2009-13)	1,718
7. Isaiah Sykes (2010-14)	1,545
8. Darryl Davis (1991-95)	1,540
9. D'Quarius Stewart (1996-00)	1,387
10. Josh Peppers (2003-07)	1,376
BJ Taylor (2014-present)	1,352

Career 3-Point Field Goal

1. Matt Williams (2012-17)	274
2. Jermaine Taylor (2005-09)	251
3. Jason Thornton (1998-02)	220
4. Mike O'Donnell (2005-08)	195
5. Isaac Sosa (2008-11)	190
6. Josh Peppers (2003-07)	180
7. D'Quarius Stewart (1996-00)	175
Harry Kennedy (1995-97)	175
9. Ray Abellard (2001-03)	168
10. Brad Traina (1995-99)	156
BJ Taylor (2014-present)	147

Career Assists

1. Sinua Phillips (1990-94)	531
2. Cory Perry (1996-00)	512
3. Al Miller (1999-03)	397
4. Mike Clark (1969-73)	361
5. Isaiah Sykes (2010-14)	336
6. Mike O'Donnell (2005-08)	319
7. Bo Clark (1975-77, 78-80)	302
Darryl Davis (1991-95)	302
9. Daiquan Walker (2012-16)	268
10. Marcus Jordan (2009-12)	263
BJ Taylor (2014-present)	261

Single-Season Field Goal Percentage

(min. 100 attempts)

1. Tacko Fall (2017-18)	.767 (79-103)
2. Tacko Fall (2015-16)	.750 (96-128)
3. Tacko Fall (2016-17)	.715 (168-235)
4. Davin Granberry (1997-98)	.672 (88-131)
5. Willie Edison (1981-82)	.668 (195-292)

Single-Season Free Throws

1. Marcus Jordan (2010-11)	165
2. Mike Clark (1970-71)	158
3. Bo Clark (1976-77)	144
4. Jermaine Taylor (2008-09)	138
5. Mike Clark (1971-72)	134
6. Ray Abellard (2002-03)	130
7. Bo Clark (1979-80)	129
8. BJ Taylor (2016-17)	126
Cleveland Jackson (1978-79)	126
10. Willie Edison (1981-82)	124

Single-Season Free Throw Attempts

1. Mike Clark (1970-71)	225
2. Marcus Jordan (2010-11)	213
3. Isaiah Sykes (2013-14)	198
4. Isaiah Sykes (2012-13)	188
5. Ken Leeks (1991-92)	186
6. Mike Clark (1971-72)	185
7. Keith Clanton (2012-13)	177
8. Keith Clanton (2010-11)	176
9. BJ Taylor (2016-17)	175
10. Bo Clark (1976-77)	172

Single-Season Rebounds

1. Ed Fluitt (1971-72)	364
2. Tacko Fall (2016-17)	343
3. Ruben Cotton (1979-80)	320
4. Dean Rossin (1980-81)	299
5. Ken Leeks (1990-91)	268

Single-Season Rebound Average

1. Ed Fluitt (1971-72)	14.0
2. Ruben Cotton (1979-80)	11.0
3. Dean Rossin (1980-81)	10.7
4. Ken Leeks (1990-91)	9.9
Wil Nix (1978-79)	9.9
6. Tacko Fall (2016-17)	9.5
7. Ed Smith (1973-74)	9.3
8. Ken Leeks (1989-90)	9.0
9. Paul Reed (2001-02)	8.9
Willy Belotte (1973-74)	8.9

Single-Season Blocks

1. Tacko Fall (2016-17)	94
2. John Friday (1986-87)	74
3. Tacko Fall (2015-16)	70
4. Keith Clanton (2012-13)	63
5. Keith Clanton (2010-11)	60

Single-Game Field Goal Percentage

(min. 10 attempts)

1. Tacko Fall	1.000 (10-10)
	vs. Villanova (11/20/16)
Eddie Rhodes	1.000 (10-10)
	vs. Florida International (12/4/80)
Jerry Prather	1.000 (10-10)
	vs. Dickinson (1/10/76)
4. Keith Clanton	.933 (14-15)
	vs. Bethune-Cookman (12/12/12)
5. Tacko Fall	.917 (11-12)
	vs. Miami-Ohio (12/18/16)
6. Tacko Fall	.917 (11-12)
	at Stetson (12/2/15)
7. Tacko Fall	.909 (10-11)
	vs. Bethune-Cookman (12/21/16)
Pat Crocklin	.909 (10-11)
	vs. Mercer (2/22/86)
9. A.J. Davis	.900 (9-10)
	at Memphis (2/11/18)
Keith Clanton	.900 (9-10)
	vs. Alabama State (11/13/12)
Josh Peppers	.900 (9-10)
	at East Carolina (2/7/07)
Anthony Williams	.900 (9-10)
	vs. Campbell (12/16/04)
Ken Leeks	.900 (9-10)
	vs. UW-Milwaukee (12/15/90)

Single-Game Free Throws

1. Bennie Shaw vs. Medger Evers (12/18/75)	15
2. Jermaine Taylor vs. Sam Houston St. (1/3/09)	14
Stacey Castle vs. Georgia State (1/20/96)	14
Victor Saxton vs. Mercer (2/15/93)	14
Mike Clark vs. Greensboro (12/19/70)	14
6. BJ Taylor at Memphis (1/17/15)	13
Lavell Payne at Houston (1/24/07)	13
Brad Traina vs. Stetson (2/14/98)	13
Fred Crawford vs. FIU (2/12/88)	13

Single-Game Blocks

1. Tom Herzog vs. Bethune-Cookman (12/11/10)	8
Keith Clanton vs. SE Louisiana (12/4/10)	8
Tony Davis at USF (12/1/07)	8
4. Staphon Blair vs. USC Upstate (11/23/14)	7
Keith Clanton vs. Southern Miss (2/6/13)	7
John Friday vs. Delaware State (1/10/87)	7
John Friday vs. Western Illinois (1/5/87)	7
8. Tacko Fall at Missouri (12/2/18)	6
Tacko Fall vs. TCU (3/28/17)	6
Tacko Fall vs. Florida Atlantic (12/12/15)	6
Keith Clanton vs. Saint Thomas (11/12/11)	6
Anthony Williams vs. South Dakota St. (2/21/05)	6
Paul Reed vs. Stetson (1/2/02)	6
Dean Rossin vs. Florida Southern (2/9/80)	6



NATIONAL POLLS

Associated Press Poll

Table with 4 columns: Rk, Team, Record, Points. Lists top 25 teams including Duke, Michigan, Tennessee, Virginia, Gonzaga, Michigan State, Kansas, Texas Tech, Virginia Tech, Nevada, Florida State, Kentucky, North Carolina, Auburn, Marquette, Buffalo, North Carolina State, Mississippi, Maryland, Oklahoma, Houston, Villanova, Iowa, Mississippi State, and Indiana.

Others receiving votes: Louisville 112, Nebraska 36, Ohio St. 34, Wisconsin 31, Iowa St. 20, UCF 17, Purdue 16, Kansas St 14, St. John's 12, TCU 12, Murray St. 9, Washington 8, Arizona 8, LSU 7, Seton Hall 6, South Carolina 6, Temple 5, Minnesota 3, Wofford 2, Cincinnati 2, Florida 1, Hofstra 1.

USA Today Coaches Poll

Table with 10 columns: Rk, Team, Rec., Pts, 1st Pr, Ch, Hi/Lo. Lists top 25 teams including Virginia, Duke, Tennessee, Michigan, Gonzaga, Michigan State, Virginia Tech, Kansas, Texas Tech, Nevada, Florida State, Auburn, Marquette, Kentucky, North Carolina, NC State, Buffalo, Houston, Oklahoma, Villanova, Maryland, Mississippi State, Iowa, and Indiana.

Others receiving votes: Ohio State 74; Iowa State 38; Louisville 27; UCF 26; Texas Christian 24; Nebraska 21; St. John's 18; Kansas State 14; Arizona 6; Minnesota 5; Furman 5; North Texas 4; Arizona State 4; Purdue 3; Wisconsin 3; Washington 3; Louisiana State 2.

WEEK-BY-WEEK

Table with 4 columns: Week, AP, Coaches, NET. Shows weekly performance metrics from Preseason to Week 18, including AP and Coaches rankings and NET scores.

MISCELLANEOUS STATS

Table with 10 columns: Date, Opp., W/L, Points in Paint (UCF, Opp, Diff), Pts Off TOs (UCF, Opp, Diff), 2nd Chance Pts (UCF, Opp, Diff), Fast Break Pts (UCF, Opp, Diff). Lists game statistics for various opponents from N6 to M9.

DUNK COUNTER

Table with 2 columns: Player, Dunks. Lists players and their total dunks: Terrell Allen, Frank Bertz (2), Chad Brown (14), Aubrey Dawkins (8), Ceasar DeJesus, Myles Douglas, Tacko Fall (42), Dre Fuller Jr., Dayon Griffin (1), Chance McSpadden, Collin Smith (2), BJ Taylor.



JOHNNY DAWKINS ≡ head coach | third season



Johnny Dawkins was named UCF's seventh head men's basketball coach on Mar. 23, 2016 and has had immediate success in his first two seasons with the Knights.

Dawkins took over a 12-18 squad that hadn't finished above .500 since 2012-13 and led the Knights to a 24-12 record in his first season at the helm, the sixth best turnaround in the nation. With just seven scholarship players due to transfers and injuries, the Knights earned the fourth seed – their highest ever – in the American Athletic Conference Tournament, eventually falling to league champion

SMU in the semifinals.

A season full of firsts, UCF hosted its first NIT game in 2016-17, defeating Colorado for the program's first ever win in an NIT or NCAA Tournament game. The Knights went on to defeat top seeded Illinois State on the road, before coming home to the first ever sell-out crowd at CFE Arena and winning 68-58 over Illinois to earn a spot in the NIT Final Four.

Under Dawkins' leadership, UCF led all of NCAA Division I in defensive field goal percentage in 2016-17, holding opponents to just 36.5 percent from the floor. The Knights were also sixth in the nation, allowing only 61.2 points per game, and gave up 45 or less points in four games over the course of the year.

Dawkins was named a finalist for both the Jim Phelan and Ben Jobe National Coach of the Year awards his first season at UCF, but he also guided a number of his players to accomplishments along the way.

2016-17 Individual Honors

- Tacko Fall was named The American Defensive Player of the Year, Lefty Driesell Defensive All-America, and finalist for Kareem Abdul-Jabbar Award
- B.J. Taylor earned Second Team All-Conference honors from The American after leading UCF with 17.4 points per game
- Matt Williams set new UCF records for three-pointers in a career, in a season and in a game, before signing a professional contract with the Miami Heat

In year two at the helm, Dawkins had to deal with significant injuries to his three best players. His son, Aubrey Dawkins, missed the entire season with a shoulder injury, B.J. Taylor missed the first half of the season, and Tacko Fall missed the second half of the year. Taylor and Fall only played one game together.

Through the injuries, Dawkins led the Knights to a 19-13 record, second only to his first season record in the last five years of UCF Basketball.

The team also had a number of firsts in year two under Dawkins.

Firsts in 2017-18

- First win over UConn at home and first since joining The American
- First win over SMU since joining The American
- First win over Memphis on the road
- First win over a ranked opponent in a true road game, defeating No. 24 Alabama

And the defense was as good as ever in Dawkins' second year coaching the Black and Gold.

Defensive Accomplishments in 2017-18

- Held three opponents under 40 points
 - Before the season, UCF had only held two opponents to less than 40 points in 33-year Division I history
- Set new school record, holding SMU to 37 points
- Ranked third in the nation, holding opponents to 61.7 points per game
- Ranked 10th in the nation, holding opponents to 40.1 percent from the field

COACHING EXPERIENCE

2016-present	UCF	Head Coach
2008-16	Stanford	Head Coach
2000-08	Duke	Associate Head Coach
2006-08	USA Basketball	Player Personnel
1998-99	Duke	Assistant Coach

NBA EXPERIENCE

1994-95	Detroit Pistons
1989-94	Philadelphia 76ers
1986-89	San Antonio Spurs
1986	Drafted, Spurs - 10th Overall

In two years, Johnny Dawkins has led UCF to new heights on the basketball court, but he has done an even better job with his players in the classroom. With Dawkins at the helm, the Knights men's basketball program recorded an average semester team GPA over 3.0 for the first time in recorded history. They then did it again, setting a new program record with an average semester GPA of 3.03 this spring.

STANFORD STINT

Stanford put together four 20-win seasons in Dawkins' tenure as head coach. He is only the second coach in Stanford history with at least four 20-win seasons. Stanford's success on the court came against some of the toughest schedules in the nation. During the 2015-16 season, the Cardinal faced the sixth-most difficult slate in the country. A nation-leading 17 of Stanford's 30 games came against RPI Top 50 squads. Stanford's strength of schedule was rated in the top 50 each of the past four seasons, including two in the top 20, with an average rank of 27.75.

The Cardinal basketball program also excelled in the classroom during Dawkins' tenure, earning at least three Pac-12 All-Academic selections for five consecutive seasons and producing back-to-back Pac-12 Scholar-Athlete of the Year recipients (2014, 2015). Stanford also received annual national academic recognition, with three players earning National Association of Basketball Coaches (NABC) Honors Court status in 2015. The Cardinal was one of 20 NCAA Division I teams to earn an NABC Team Academic Excellence Award last season.

In 2012, Dawkins mentored Chasson Randle to become the consummate student-athlete. Randle finished that season as Stanford's all-time leading scorer and earned the program's first Academic All-America First Team selection since 2006. Under Dawkins, Stanford recorded back-to-back perfect Academic Progress Rate scores of 1000 in both the 2012-13 and 2013-14 reports, the two most recent to be released by the NCAA.

Player development was also markedly improved at Stanford under Dawkins' tutelage. Four Cardinal players were selected in the NBA Draft following their collegiate careers.

LEARNING FROM A LEGEND

The Washington, D.C. native coached for 10 years under the legendary Mike Krzyzewski at Duke. During Dawkins' decade as a coach at Duke, the Blue Devils won a national championship (2001), tallied six ACC regular season championships, recorded seven ACC Tournament titles and posted a 330-60 record. In four consecutive seasons from 1999-2002, Duke finished the regular season ranked No. 1 in both national polls, a first in college basketball history. Duke reached a No. 1 national ranking in seven of the 10 seasons with Dawkins on the coaching staff.

While at Duke, he also served as the Player Personnel Director for the USA Basketball Senior National Team from 2006-08.



DECORATED DUKIE

Following a prolific high school career at Mackin Catholic in Washington, D.C., Dawkins made his way to Duke, where he would become one of the most decorated players to step foot in Durham, North Carolina.

He played for the Blue Devils from 1983-86, earning Consensus All-America honors twice (1985, 1986). Dawkins was also voted as the 1986 Naismith National Player of the Year and named a Freshman All-American in 1983. During his collegiate career, he helped lead Duke to three NCAA Tournament berths, including an NCAA National Championship Game appearance in 1986. He was listed as an All-ACC honoree in all four seasons as a Blue Devil.

Dawkins finished his career as the school's all-time leading scorer and held that honor until 2006 when J.J. Redick surpassed his mark of 2,556 points. He recorded double-figure point totals in 129-of-133 collegiate games. Dawkins led the Blue Devils in scoring all four years, recording the fourth-highest season point total in school history with 809 in 1986. Dawkins remains Duke's career record-holder in field goals (1,026) and field goals attempted (2,019) while also owning the school's best single-season mark for field goals (331) during the 1986 campaign.

Dawkins was inducted into the Duke Sports Hall of Fame in September 1996. His jersey number 24 was retired by the school.

PROFESSIONAL EXPERIENCE

A 1986 first-round draft pick (10th overall) by San Antonio, Dawkins saw action in nine NBA seasons with the Spurs, Philadelphia 76ers and Detroit Pistons. He averaged 11.1 points and 5.5 assists over 541 career NBA games.

GIVING BACK TO THE GAME

Dawkins has served as a member of the National Association of Basketball Coaches Board of Directors since 2012. He also currently serves on the NCAA Division I Men's Basketball Ethics Coalition, an independent committee of current and former coaches, charged with promoting ethical conduct through leadership, education and mentoring opportunities, while identifying key issues challenging the coaching community.

COACHING RECORD

Year	School	Record	Pct
2008-09	Stanford	20-14	.588
2009-10	Stanford	14-18	.438
2010-11	Stanford	15-16	.484
2011-12	Stanford	26-11	.703
2012-13	Stanford	19-15	.559
2013-14	Stanford	23-13	.639
2014-15	Stanford	24-13	.649
2015-16	Stanford	15-15	.500
2016-17	UCF	24-12	.667
2017-18	UCF	19-13	.594
2018-19	UCF	13-2	.867
Total	11th Season	212-142	.599

COACHING HIGHLIGHTS

2008-09	CBI Semifinals
2011-12	NIT Champions
2012-13	NIT Second Round
2013-14	NCAA Sweet 16
2014-15	NIT Champions
2015-16	NIT Semifinals
Finalist for Jim Phelan National Coach of the Year	
Finalist for Ben Jobe National Coach of the Year	

COLLEGIATE CAREER

1982-86	Duke University
1985-86	Naismith National Player of the Year
	Consensus First Team All-America
	First Team All-ACC
	NCAA East Regional MVP
	ACC Tournament MVP
	Duke Team MVP
	Duke Co-Captain
1984-85	Consensus First Team All-America
	First Team All-ACC
	Duke Team MVP
1983-84	Second Team All-ACC
	Duke Team MVP
1982-83	Freshman All-America
	Second Team All-ACC
	Duke Team MVP

THE DAWKINS FILE

Hometown	Washington, D.C.
High School	Mackin Catholic
College	Duke, 1986



BJ TAYLOR

6-2 | 195 | r-senior | guard
orlando, fla. | boone hs



KNIGHT NOTES

2018-19

- Named to The American Weekly Honor Roll three times
- 11th all-time in program history with 1,352 career points
- With 367 career free throws made, he's now fifth in UCF history
- Has led UCF in scoring in 41 of 86 games played in career
- Scored in double figures in 14 out of 15 games, including each of the last 11 contests
- Ranks fifth in The American with 17.3 points per game
- Also ranks in the top 15 in the league in free throw percentage (77.2), three-point percentage (36.8) and three-pointers made per game (1.9)
- Nationally, ranks 12th with 127 free throw attempts and 16th with 98 free throws made
- Temple 1/2: Led Knights with 24 points in conference opener
- Ga. Southern 12/11: Scored a career-high 35 points on six three-pointers
- Grambling 12/8: Led UCF with 21 points on three three-pointers
- Alabama 11/29: Led the Knights with 24 points on 3-of-5 from three and 9-of-11 from the line
- FAU 11/11: Scored 29 points on 9-of-14 from the field
- Rider 11/6: Led the Knights with 22 points and four assists
- Named Preseason Player of the Year in The American
- Also named Preseason First Team All-Conference by the league's coaches
- Additionally, named Preseason First Team All-Conference by FanRag Sports, NCAA.com, Blue Ribbon Yearbook, NBC Sports
- NCAA.com named Taylor the #5 best senior heading into 2018-19 season

2017-18

- Became the 19th member of UCF's 1,000-Point Club, the third fastest to 1,000 points in UCF's Division I era.
- Injured during first game of the season and missed 16 straight games with foot injury.
- Had seven 20-point performances in final 14 games of the season.
- Led UCF with 15.9 points per game and would have ranked fifth in The American if qualified due to games played.
- One of three Knights in the last 20 years to score 15+ ppg in back-to-back seasons.
- Also led the Knights with 3.2 assists per game.
- Knocked down 26 threes, shooting a team and career high 38.8 percent from long distance.

2018-19 HIGHS

Points	35	Ga. Southern (12/11/18)
Rebounds	5	2x, last Grambling (12/8/18)
Assists	6	ECU (1/13/19)
Steals	3	ECU (1/13/19)
Blocks	--	--
FG made	10	Ga. Southern (12/11/18)
FG attempts	17	Ga. Southern (12/11/18)
3FG made	6	Ga. Southern (12/11/18)
3FG attempts	9	Ga. Southern (12/11/18)
FT made	10	3x, last ECU (1/13/19)
FT attempts	14	Rider (11/6/18)

CAREER HIGHS

Points	35	Ga. Southern (12/11/18)
Rebounds	9	Stetson (11/16/14)
Assists	10	vs. Miss State (11/17/16)
Steals	4	Seattle (11/26/16)
Blocks	1	3x, last USF (1/17/17)
FG made	11	Tulane (1/14/15)
FG attempts	21	#11 Wichita St. (3/1/18)
3FG made	6	2x, last Ga. Southern (12/11/18)
3FG attempts	10	Memphis (2/22/15)
FT made	13	at Memphis (1/17/15)
FT attempts	15	at Memphis (1/17/15)

MISCELLANEOUS GAME STATS

Led team in scoring	41
Led team in rebounds	1
Led team in assists	40
Double Figure Points	70
Double Figure Rebounds	--
Double-Doubles	1
20-Point Games	26
30-Point Games	2
3+ Three Pointers	22
5+ Assists	19
3+ Steals	4
3+ Blocks	--

GAME-BY-GAME

Opponent	Date	gs	min	Total		3-Pointers		Free throws		Rebounds				pts	avg						
				fg-fga	pct	3fg-fga	pct	ft-fa	pct	off	def	tot	avg								
RIDER	11/06/	*	33	5-13	.38	2-4	.50	10-14	.71	1	1	2	2.0	1	4	2	0	1	22	22.0	
FLA. ATLANTIC	11/11/	*	36	9-14	.64	1-3	.33	10-12	.83	1	1	2	2.0	2	0	0	0	1	29	25.5	
vs Cal St. Fullerton	11/15/	*	31	4-12	.33	2-3	.66	4-4	1.00	0	2	2	2.0	2	2	1	0	1	14	21.7	
vs Saint Joseph's	11/16/	*	33	2-7	.28	1-4	.25	0-0	.00	0	2	2	2.0	3	2	2	0	0	5	17.5	
vs Western Ky.	11/18/	*	37	3-11	.27	2-4	.50	5-7	.71	1	0	1	1.8	0	4	2	0	1	13	16.6	
NORTHERN KY.	11/24/	*	34	1-8	.12	1-4	.25	7-11	.63	0	5	5	2.3	1	3	1	0	1	10	15.5	
ALABAMA	11/29/	*	37	6-11	.54	3-5	.60	9-11	.81	0	0	0	2.0	2	2	3	0	1	24	16.7	
at Mizzou	12/02/	*	32	2-10	.20	1-7	.14	7-7	1.00	0	2	2	2.0	4	4	3	0	0	12	16.1	
GRAMBLING	12/08/	*	35	5-13	.38	3-7	.42	8-9	.88	2	3	5	2.3	0	0	2	0	1	21	16.7	
GA. SOUTHERN	12/11/	*	38	10-17	.58	6-9	.66	9-11	.81	1	3	4	2.5	0	5	1	0	1	35	18.5	
STETSON	12/16/	*	26	3-8	.37	1-5	.20	3-3	1.00	0	2	2	2.5	1	2	0	0	1	10	17.7	
ILLINOIS ST.	12/21/	*	32	6-13	.46	1-6	.16	2-2	1.00	0	3	3	2.5	0	5	0	0	2	15	17.5	
TEMPLE	01/02/	*	36	7-12	.58	3-7	.42	7-12	.58	0	1	1	2.4	2	2	3	0	0	24	18.0	
at UConn	01/05/	*	38	2-7	.28	1-2	.50	7-12	.58	0	2	2	2.4	1	3	5	0	1	12	17.6	
EAST CAROLINA	01/13/	*	33	2-12	.16	0-6	.00	10-12	.83	1	1	2	2.3	4	6	2	0	3	14	17.3	
Totals			15	511	67-168	.39	28-76	.36	98-127	.77	7	28	35	2.3	23	44	27	0	15	260	17.3

Games played: 15
 Minutes/game: 34.1
 Points/game: 17.3
 FG Pct: 39.9
 3FG Pct: 36.8
 FT Pct: 77.2

Rebounds/game: 2.3
 Assists/game: 2.9
 Turnovers/game: 1.8
 Assist/turnover ratio: 1.6
 Steals/game: 1.0



TERRELL ALLEN

6-3 | 185 | r-junior | guard
upper marlboro, md. | dematha catholic



KNIGHT NOTES

2018-19

- Ranks fourth in the league and 21st in the nation with a 3.18 assist-to-turnover ratio
- Has had at least four assists in 13 out of 15 games, ranking 5th in The American with 4.7 apg
- Has made 16-of-32 attempts from three-point range (50%)
- ECU 1/13: Tied a career-high with eight rebounds to go with nine points and three assists
- Temple 1/2: Scored 11 points and tied a season high with seven assists
- Ga. Southern 12/11: Scored 12 points and had six assists
- WKU 11/18: Had eight points with seven assists and just one turnover
- Saint Joe's 11/16: Led UCF with career-high 22 points on career-high four three-pointers
- FAU 11/11: Had eight points with five assists and just one turnover
- Rider 11/6: Scored 13 points, had five rebounds and dished out four assists with just one turnover

2017-18

- Played in all 32 games, starting 22 in first season on the court with the Knights.
- Led the Knights with 88 assists and 43 steals.
- Finished 10th in the The American with 1.3 steals per game.
- Recorded multiple assists in 23 of 32 games.
- Averaged 5.5 points and 3.0 rebounds in 30.0 minutes per game.
- Named to American Athletic Conference Honor Roll once.
- Stetson (12/19): Dished out a career high nine assists.
- Alabama (12/3): Led UCF to win with 16 points, eight assists and four steals.
- Gardner-Webb (11/15): Scored 12 points on perfect 4-for-4 shooting, with three assists and three steals in first start with the Knights.
- Mercer (11/10): Scored six points, had three rebounds and three steals in debut as a Knight.

2018-19 HIGHS

Points	22	vs. Saint Joe's (11/16/18)
Rebounds	8	ECU (1/13/19)
Assists	7	2x, last Temple (1/2/19)
Steals	4	2x, last ECU (1/13/19)
Blocks	--	--
FG made	8	vs. Saint Joe's (11/16/18)
FG attempts	11	vs. Saint Joe's (11/16/18)
3FG made	4	vs. Saint Joe's (11/16/18)
3FG attempts	5	2x, last Ga. Southern (12/11/18)
FT made	6	at UConn (1/5/19)
FT attempts	6	3x, last ECU (1/13/19)

CAREER HIGHS

Points	22	vs. Saint Joe's (11/16/18)
Rebounds	8	2x, last ECU (1/13/19)
Assists	9	at Stetson (12/19/17)
Steals	5	2x, last vs. ECU (3/8/18)
Blocks	1	4x, last vs. Hofstra (3/5/16)
FG made	8	2x, last vs. Saint Joe's (11/16/18)
FG attempts	13	3x, last at JMU (1/21/16)
3FG made	4	vs. Saint Joe's (11/16/18)
3FG attempts	5	4x, last vs. Saint Joe's (11/16/18)
FT made	10	Delaware (2/25/16)
FT attempts	15	High Point (11/18/15)

MISCELLANEOUS GAME STATS

Led team in scoring	9
Led team in rebounds	3
Led team in assists	42
Double Figure Points	22
Double Figure Rebounds	--
Double-Doubles	--
20-Point Games	2
30-Point Games	--
3+ Three Pointers	1
5+ Assists	20
3+ Steals	18
3+ Blocks	--

GAME-BY-GAME

Opponent	Date	gs	min	Total		3-Pointers		Free throws		Rebounds					pts	avg					
				fg-fga	pct	3fg-fga	pct	ft-fga	pct	off	def	tot	avg	pf			a	l/o	blk	stl	
RIDER	11/06/	*	30	4-6	.66	1-2	.50	4-5	.80	1	4	5	5.0	2	4	1	0	0	13	13.0	
FLA. ATLANTIC	11/11/	*	28	3-7	.42	2-4	.50	0-0	.00	0	2	2	3.5	2	5	1	0	0	8	10.5	
vs Cal St. Fullerton	11/15/	*	33	3-7	.42	1-2	.50	0-0	.00	0	3	3	3.3	1	4	0	0	2	7	9.3	
vs Saint Joseph's	11/16/	*	38	8-11	.72	4-5	.80	2-2	1.00	0	3	3	3.3	3	6	1	0	3	22	12.5	
vs Western Ky.	11/18/	*	35	2-5	.40	0-0	.00	4-6	.66	0	2	2	3.0	2	7	1	0	4	8	11.6	
NORTHERN KY.	11/24/	*	26	2-6	.33	0-0	.00	1-4	.25	1	3	4	3.2	4	5	0	0	0	5	10.5	
ALABAMA	11/29/	*	34	2-4	.50	0-0	.00	1-2	.50	0	4	4	3.3	4	4	2	0	0	5	9.7	
at Mizzou	12/02/	*	38	2-5	.40	1-3	.33	1-2	.50	1	2	3	3.3	3	4	1	0	1	6	9.3	
GRAMBLING	12/08/	*	29	1-1	1.00	1-1	1.00	0-0	.00	0	3	3	3.2	1	4	1	0	2	3	8.6	
GA. SOUTHERN	12/11/	*	33	5-9	.55	2-5	.40	0-0	.00	0	2	2	3.1	2	6	2	0	0	12	8.9	
STETSON	12/16/	*	25	3-6	.50	2-3	.66	0-1	.00	0	5	5	3.3	0	5	3	0	0	8	8.8	
ILLINOIS ST.	12/21/	*	23	1-6	.16	0-2	.00	2-2	1.00	0	4	4	3.3	4	2	1	0	1	4	8.4	
TEMPLE	01/02/	*	34	3-4	.75	1-1	1.00	4-5	.80	1	4	5	3.5	0	7	4	0	1	11	8.6	
at UConn	01/05/	*	30	1-5	.20	0-2	.00	6-6	1.00	0	3	3	3.4	1	4	1	0	3	8	8.6	
EAST CAROLINA	01/13/	*	30	3-5	.60	1-2	.50	2-6	.33	0	8	8	3.7	2	3	3	0	4	9	8.6	
Totals			15	466	43-87	.49	16-32	.50	27-41	.65	4	52	56	3.7	31	70	22	0	21	129	8.6

Games played: 15
Minutes/game: 31.1
Points/game: 8.6
FG Pct: 49.4
3FG Pct: 50.0
FT Pct: 65.9

Rebounds/game: 3.7
Assists/game: 4.7
Turnovers/game: 1.5
Assist/turnover ratio: 3.2
Steals/game: 1.4



CEASAR DEJESUS

6-2 | 190 | r-sophomore | guard
west new york, n.j. | mt. zion prep (md.)



KNIGHT NOTES

2018-19

- Illinois St 12/21: Had nine points for third straight game
- Stetson 12/16: Scored nine points with three assists
- Ga. Southern 12/11: Scored a season high nine points with one three-pointer
- Grambling 12/8: Scored eight points off the bench, going 4-for-4 from the free throw line
- Saint Joe's 11/16: Scored seven points with three rebounds
- FAU 11/11: Had five points, four assists and two steals
- Rider 11/6: Scored six points in 15 minutes off the bench

2017-18

- Played in and started all 32 games as a redshirt freshman, the most games started by a UCF freshman in program history.
- Named The American Rookie of the Week three times.
- Fifth on the team with 8.6 points per game.
- Also averaged 2.3 rebounds and was fourth on the team with 1.8 assists per game.
- Scored in double figures 10 times, leading the team in scoring in four games.
- Was fourth on the team with 24 steals, recording three steals in a game twice.
- Was 12th in The American with a .742 free throw percentage and improved that to second during league play with an .872 mark.
- UConn (1/10): Led the Knights with 13 points.
- Temple (1/7): Had 13 points and a season high three steals.
- Memphis (1/3): Scored 14 points on 4-of-9 shooting.
- ECU (12/31): Scored 15 points in the road win.
- Nebraska (11/23): Had 15 points on 6-of-10 shoot in win.
- Mercer (11/10): Led UCF with a season high 16 points and three steals in collegiate debut.

2018-19 HIGHS

Points	9	3x, last Illinois St (12/21/18)
Rebounds	3	3x, last at Missouri (12/2/18)
Assists	4	FAU (11/11/18)
Steals	2	FAU (11/11/18)
Blocks	1	Stetson (12/16/18)
FG made	4	Illinois St (12/21/18)
FG attempts	9	Illinois St (12/21/18)
3FG made	1	5x, last at UConn (1/5/19)
3FG attempts	2	4x, last Illinois St (12/21/18)
FT made	5	Stetson (12/16/18)
FT attempts	5	Stetson (12/16/18)

CAREER HIGHS

Points	16	Mercer (11/10/17)
Rebounds	6	at Stetson (12/19/17)
Assists	4	3x, last FAU (11/11/18)
Steals	3	2x, last Temple (1/7/18)
Blocks	1	Stetson (12/16/18)
FG made	6	2x, last vs. Nebraska (11/23/17)
FG attempts	13	at ECU (12/31/17)
3FG made	3	at ECU (12/31/17)
3FG attempts	5	at ECU (12/31/17)
FT made	5	5x, last Stetson (12/16/18)
FT attempts	7	Mercer (11/10/17)

MISCELLANEOUS GAME STATS

Led team in scoring	4
Led team in rebounds	1
Led team in assists	6
Double Figure Points	10
Double Figure Rebounds	--
Double-Doubles	--
20-Point Games	--
30-Point Games	--
3+ Three Pointers	1
5+ Assists	--
3+ Steals	2
3+ Blocks	--

GAME-BY-GAME

Opponent	Date	gs	min	Total		3-Pointers		Free throws		Rebounds					pts	avg					
				fg-fga	pct	3fg-fga	pct	ft-fa	pct	off	def	tot	avg	pf			a	t/o	blk	stl	
RIDER	11/06/	15	3-5	.60	0-1	.00	0-1	.00	1	1	2	2.0	1	1	1	0	1	6	6.0		
FLA. ATLANTIC	11/11/	20	2-3	.66	1-2	.50	0-0	.00	0	2	2	2.0	1	4	1	0	2	5	5.5		
vs Cal St. Fullerton	11/15/	24	1-4	.25	0-1	.00	0-0	.00	0	3	3	2.3	1	0	1	0	0	2	4.3		
vs Saint Joseph's	11/16/	20	3-5	.60	1-2	.50	0-0	.00	2	1	3	2.5	1	1	1	0	0	7	5.0		
vs Western Ky.	11/18/	17	2-3	.66	0-0	.00	0-0	.00	0	2	2	2.4	0	2	2	0	1	4	4.8		
ALABAMA	11/29/	8	0-0	.00	0-0	.00	0-0	.00	0	0	0	2.0	0	0	0	0	0	0	4.0		
at Mizou	12/02/	6	0-0	.00	0-0	.00	1-2	.50	0	3	3	2.1	0	0	0	0	0	1	3.6		
GRAMBLING	12/08/	9	2-3	.66	0-1	.00	4-4	1.00	0	0	0	1.9	1	1	1	0	0	8	4.1		
GA. SOUTHERN	12/11/	18	2-5	.40	1-2	.50	4-4	1.00	1	1	2	1.9	1	1	1	0	0	9	4.7		
STETSON	12/16/	18	2-5	.40	0-1	.00	5-5	1.00	0	1	1	1.8	3	3	0	1	0	9	5.1		
ILLINOIS ST.	12/21/	17	4-9	.44	1-2	.50	0-0	.00	0	0	0	1.6	1	2	1	0	0	9	5.5		
TEMPLE	01/02/	14	0-0	.00	0-0	.00	0-0	.00	0	0	0	1.5	1	1	3	0	1	0	5.0		
at UConn	01/05/	7	1-1	1.00	1-1	1.00	0-0	.00	0	0	0	1.4	0	0	1	0	0	3	4.8		
EAST CAROLINA	01/13/	5	0-1	.00	0-0	.00	0-0	.00	0	0	0	1.3	0	0	1	0	0	0	4.5		
Totals			0	198	22-44	.50	5-13	.38	14-16	.87	4	14	18	1.3	11	16	14	1	5	63	4.5

Games played: 14
 Minutes/game: 14.1
 Points/game: 4.5
 FG Pct: 50.0
 3FG Pct: 38.5
 FT Pct: 87.5

Rebounds/game: 1.3
 Assists/game: 1.1
 Turnovers/game: 1.0
 Assist/turnover ratio: 1.1
 Steals/game: 0.4
 Blocks/game: 0.1



DAYON GRIFFIN

6-4 | 210 | r-senior | guard
st. petersburg, fla. | st. petersburg hs



KNIGHT NOTES

2018-19

- at UConn 1/5: Scored season-high nine points and tied career high with four steals
- Stetson 12/16: Scored seven points on 2-of-3 from beyond the arc
- NKU 11/24: Scored four points on 2-of-4 from the field after missing four games
- Rider 11/6: Scored five points on 2-of-4 shooting in 20 minutes off the bench

2017-18

- Played in all 32 games, starting four in first season on the court for the Knights.
- Fourth on the team with 8.7 points per game.
- Also averaged 4.1 rebounds per game, dished out 38 assists and picked up 26 steals.
- Led the Knights with 56 three-pointers.
- Made a three in 26 out of 32 games, recording multiple three-pointers 19 times.
- Scored in double figures in 16 games during the season.
- First UCF player to score in double figures in first three games as a Knight since 2000-01.
- UConn (1/31): Grabbed a career high eight rebounds to go with 12 points and two threes.
- Wichita (1/25): Led UCF with 15 points on three 3-pointers.
- Temple (1/7): Led the Knights with 15 points on 3-of-5 from beyond the arc.
- Mercer (11/10): Led the Knights with 16 points in debut as a Knight.

2018-19 HIGHS

Points	9	at UConn (1/5/19)
Rebounds	3	ECU (1/13/19)
Assists	2	2x, last Alabama (11/29/18)
Steals	4	at UConn (1/5/19)
Blocks	1	Grambling (12/8/18)
FG made	3	at UConn (1/5/19)
FG attempts	5	ECU (1/13/19)
3FG made	2	Stetson (12/16/18)
3FG attempts	4	ECU (1/13/19)
FT made	2	at UConn (1/5/19)
FT attempts	3	at UConn (1/5/19)

CAREER HIGHS

Points	29	vs. ETSU (3/28/16)
Rebounds	8	UConn (1/31/18)
Assists	6	Rice (2/27/16)
Steals	4	4x, last at UConn (1/5/19)
Blocks	2	4x, last SC State (12/21/17)
FG made	12	vs. ETSU (3/28/16)
FG attempts	20	vs. ETSU (3/28/16)
3FG made	7	Charlotte (1/9/16)
3FG attempts	10	2x, last at Tulsa (2/21/18)
FT made	6	Mercer (11/10/17)
FT attempts	9	Mercer (11/10/17)

MISCELLANEOUS GAME STATS

Led team in scoring	8
Led team in rebounds	3
Led team in assists	4
Double Figure Points	34
Double Figure Rebounds	--
Double-Doubles	--
20-Point Games	3
30-Point Games	--
3+ Three Pointers	15
5+ Assists	3
3+ Steals	9
3+ Blocks	--

GAME-BY-GAME

Opponent	Date	gs	min	Total		3-Pointers		Free throws		Rebounds				pf	a	t/o	blk	stl	pts	avg
				fg-fga	pct	3fg-fga	pct	ft-fga	pct	off	def	tot	avg							
RIDER	11/06/	20	2-4	.50	1-3	.33	0-0	.00	1	1	2	2.0	2	1	1	0	1	5	5.0	
NORTHERN KY.	11/24/	13	2-4	.50	0-1	.00	0-0	.00	0	1	1	1.5	0	2	0	0	0	4	4.5	
ALABAMA	11/29/	15	1-4	.25	1-3	.33	0-0	.00	0	1	1	1.3	0	2	0	0	0	3	4.0	
at Mizzou	12/02/	19	1-3	.33	0-2	.00	0-0	.00	0	2	2	1.5	1	1	1	0	1	2	3.5	
GRAMBLING	12/08/	9	0-4	.00	0-3	.00	0-0	.00	0	0	0	1.2	1	1	0	1	0	0	2.8	
GA. SOUTHERN	12/11/	4	0-2	.00	0-2	.00	0-0	.00	0	0	0	1.0	0	0	0	0	0	0	2.3	
STETSON	12/16/	8	2-3	.66	2-3	.66	1-2	.50	0	1	1	1.0	0	0	0	0	0	7	3.0	
TEMPLE	01/02/	10	1-1	1.00	0-0	.00	0-0	.00	0	2	2	1.1	1	1	1	0	0	2	2.9	
at UConn	01/05/	20	3-3	1.00	1-1	1.00	2-3	.66	0	1	1	1.1	1	0	1	0	4	9	3.6	
EAST CAROLINA	01/13/	16	1-5	.20	1-4	.25	1-2	.50	2	1	3	1.3	0	0	0	0	1	4	3.6	
Totals		0	134	13-33	.39	6-22	.27	4-7	.57	3	10	13	1.3	6	8	4	1	7	36	3.6

Games played: 10
 Minutes/game: 13.4
 Points/game: 3.6
 FG Pct: 39.4
 3FG Pct: 27.3
 FT Pct: 57.1

Rebounds/game: 1.3
 Assists/game: 0.8
 Turnovers/game: 0.4
 Assist/turnover ratio: 2.0
 Steals/game: 0.7
 Blocks/game: 0.1



AUBREY DAWKINS

6-6 | 205 | r-junior | guard
durham, n.c. | new hampton prep (n.h.)



KNIGHT NOTES

2018-19

- Has scored in double figures in all 15 games this season, the first Knight to score in double figures in his first 15 career games at UCF in the program's D1 era
- Twice named American Athletic Conference Player of the Week (Nov. 19, Jan. 7)
- Ranks seventh in the conference with an 81.1 free throw percentage
- Also ninth in The American with 15.9 points per game, 14th with 5.7 boards per game, 14th with a 34.9 three-point percentage and 11th with 1.9 threes per game
- Earned Myrtle Beach Invitational MVP honors
- ECU 1/13: Led the Knights with 18 points and six rebounds, scoring 15 in the second half
- at UConn 1/5: Scored season-high 23 points on 9-of-13 shooting and 2-of-4 from three
- Illinois St 12/21: Led Knights with 18 points on 5-of-7 from beyond the arc
- Stetson 12/16: Scored 19 points and had career-high 13 rebounds for second ever double-double
- Missouri 12/2: Led UCF with 22 points on 6-of-9 from the field and 4-of-7 from three
- Alabama 11/29: Scored 16 points on a career-high 10 free throws made
- WKU 11/18: Led UCF with 21 points on five three-pointers
- FAU 11/11: Scored 16 points for second straight game
- Rider 11/6: Recorded first career double-double with 16 points and 10 rebounds

2016-18 at UCF

- Sat out the 2016-17 season due to NCAA transfer rules
- Missed all of the 2017-18 season after suffering shoulder injury during preseason

2014-16 at MICHIGAN

- As a sophomore, played in all 36 games with nine starts, averaging 15.8 minutes per game.
- Averaged 6.5 points and 2.5 rebounds in 2015-16.
- Scored in double figures 10 times with a season-best 19 points against Youngstown State (12/19).
- Named Michigan's "Sixth Man of the Year", producing five double-digit performance off the bench.
- Shot 50 percent from the field and 44 percent from behind the arc.
- As a freshman, played in 30 games with 13 starts, averaging 7.0 points and 20.7 minutes of action.
- Recorded eight double figure scoring games, including three 20-point performances.
- Scored a career-best 31 points against Rutgers (3/7).
- Shot 47.8 percent from the field and 43.8 percent from three-point range.

2018-19 HIGHS

Points	23	at UConn (1/5/19)
Rebounds	13	Stetson (12/16/18)
Assists	4	vs. WKU (11/18/18)
Steals	2	6x, last Stetson (12/16/18)
Blocks	2	Rider (11/6/18)
FG made	9	at UConn (1/5/19)
FG attempts	16	FAU (11/11/18)
3FG made	5	2x, last Illinois St (12/21/18)
3FG attempts	9	vs. WKU (11/18/18)
FT made	10	Alabama (11/29/18)
FT attempts	10	Alabama (11/29/18)

CAREER HIGHS

Points	31	Rutgers (3/7/15)
Rebounds	13	Stetson (12/16/18)
Assists	4	vs. WKU (11/18/18)
Steals	2	9x, last Stetson (12/16/18)
Blocks	2	2x, last Rider (11/6/18)
FG made	10	Rutgers (3/7/15)
FG attempts	16	FAU (11/11/18)
3FG made	8	Rutgers (3/7/15)
3FG attempts	11	Rutgers (3/7/15)
FT made	10	Alabama (11/29/18)
FT attempts	10	Alabama (11/29/18)

MISCELLANEOUS GAME STATS

Led team in scoring	11
Led team in rebounds	5
Led team in assists	1
Double Figure Points	33
Double Figure Rebounds	2
Double-Doubles	2
20-Point Games	6
30-Point Games	1
3+ Three Pointers	13
5+ Assists	--
3+ Steals	--
3+ Blocks	--

GAME-BY-GAME

Opponent	Date	gs	min	Total		3-Pointers		Free throws		Rebounds				pts	avg						
				fg-fga	pct	3fg-fga	pct	ft-fga	pct	off	def	tot	avg								
RIDER	11/06/	*	31	5-14	.35	1-8	.12	5-7	.71	1	9	10	10.0	2	0	3	2	2	16	16.0	
FLA. ATLANTIC	11/11/	*	31	6-16	.37	1-6	.16	3-3	1.00	2	3	5	7.5	2	1	1	0	0	16	16.0	
vs Cal St. Fullerton	11/15/	*	32	6-12	.50	1-6	.16	0-0	.00	1	3	4	6.3	2	0	2	0	2	13	15.0	
vs Saint Joseph's	11/16/	*	34	5-11	.45	2-6	.33	1-2	.50	0	6	6	6.3	2	0	1	0	1	13	14.5	
vs Western Ky.	11/18/	*	38	8-13	.61	5-9	.55	0-0	.00	0	4	4	5.8	3	4	0	0	0	21	15.8	
NORTHERN KY.	11/24/	*	34	5-9	.55	2-5	.40	0-0	.00	0	5	5	5.7	3	1	4	1	0	12	15.2	
ALABAMA	11/29/	*	36	3-10	.30	0-4	.00	10-10	1.00	0	2	2	5.1	1	3	1	1	2	16	15.3	
at Mizzou	12/02/	*	39	6-9	.66	4-7	.57	6-6	1.00	1	3	4	5.0	4	0	3	0	2	22	16.1	
GRAMBLING	12/08/	*	29	3-10	.30	1-2	.50	4-4	1.00	2	6	8	5.3	2	1	3	0	2	11	15.6	
GA. SOUTHERN	12/11/	*	35	4-13	.30	1-4	.25	1-2	.50	1	5	6	5.4	1	1	3	0	0	10	15.0	
STETSON	12/16/	*	27	6-13	.46	2-5	.40	5-6	.83	4	9	13	6.1	2	1	0	0	2	19	15.4	
ILLINOIS ST.	12/21/	*	33	6-10	.60	5-7	.71	1-2	.50	1	4	5	6.0	3	3	0	1	0	18	15.6	
TEMPLE	01/02/	*	35	5-9	.55	0-2	.00	0-2	.00	0	3	3	5.8	3	3	0	0	0	10	15.2	
at UConn	01/05/	*	38	9-13	.69	2-4	.50	3-4	.75	0	4	4	5.6	1	2	0	0	23	15.7		
EAST CAROLINA	01/13/	*	29	6-14	.42	2-8	.25	4-5	.80	1	5	6	5.7	4	3	1	1	1	18	15.9	
Totals			15	501	83-176	.47	29-83	.34	43-53	.81	14	71	85	5.7	35	22	24	6	14	238	15.9

Games played: 15
 Minutes/game: 33.4
 Points/game: 15.9
 FG Pct: 47.2
 3FG Pct: 34.9
 FT Pct: 81.1

Rebounds/game: 5.7
 Assists/game: 1.5
 Turnovers/game: 1.6
 Assist/turnover ratio: 0.9
 Steals/game: 0.9
 Blocks/game: 0.4



FRANKBERTZ

6-5 | 180 | junior | guard
hesperia, calif. | sultana hs



KNIGHT NOTES

2018-19

- Stetson 12/16: Had nine points on a trio of three-pointers
- Grambling 12/8: Scored eight points and went 2-of-2 from beyond the arc
- WKU 11/18: Scored 11 points on three three-pointers
- Saint Joe's 11/16: Scored 10 points on two three-pointers
- Rider 11/6: Made UCF debut

Prior to UCF

- A two-year starter at East Los Angeles College
- As a sophomore, shot 79-of-166 (48%) from three-point range
- Also averaged 13.2 points and 3.6 rebounds per game, while shooting 88 percent from the free throw line
- Led ELAC to a 24-6 overall record and a 9-1 league mark
- His squad won the South Coast Conference Championship
- Earned First Team All-Conference honors

2018-19 HIGHS

Points	11	WKU (11/18/18)
Rebounds	5	2x, last Grambling (12/8/18)
Assists	2	2x, last Stetson (12/16/18)
Steals	2	2x, last Illinois St (12/21/18)
Blocks	--	--
FG made	4	Saint Joe's (11/16/18)
FG attempts	9	2x, last Stetson (12/16/18)
3FG made	3	2x, last Stetson (12/16/18)
3FG attempts	7	WKU (11/18/18)
FT made	2	2x, last WKU (11/18/18)
FT attempts	2	2x, last WKU (11/18/18)

CAREER HIGHS

Points	11	WKU (11/18/18)
Rebounds	5	2x, last Grambling (12/8/18)
Assists	2	2x, last Stetson (12/16/18)
Steals	2	2x, last Illinois St (12/21/18)
Blocks	--	--
FG made	4	Saint Joe's (11/16/18)
FG attempts	9	2x, last Stetson (12/16/18)
3FG made	3	2x, last Stetson (12/16/18)
3FG attempts	7	WKU (11/18/18)
FT made	2	2x, last WKU (11/18/18)
FT attempts	2	2x, last WKU (11/18/18)

MISCELLANEOUS GAME STATS

Led team in scoring	--
Led team in rebounds	--
Led team in assists	--
Double Figure Points	2
Double Figure Rebounds	--
Double-Doubles	--
20-Point Games	--
30-Point Games	--
3+ Three Pointers	2
5+ Assists	--
3+ Steals	--
3+ Blocks	--

GAME-BY-GAME

Opponent	Date	gs	min	Total		3-Pointers		Free throws		Rebounds			pf	a	t/o	blk	stl	pts	avg	
				fg-fga	pc%	3fg-fga	pc%	ft-fa	pc%	off	def	tot								avg
RIDER	11/06/	2	0-1	.00	0-1	.00	0-0	.00	0	0	0	0.0	2	1	0	0	0	0	0.0	
FLA. ATLANTIC	11/11/	10	0-4	.00	0-3	.00	2-2	1.00	0	3	3	1.5	2	0	2	0	1	2	1.0	
vs Cal St. Fullerton	11/15/	11	0-2	.00	0-1	.00	0-0	.00	1	4	5	2.7	1	0	1	0	1	0	0.7	
vs Saint Joseph's	11/16/	20	4-6	.66	2-4	.50	0-0	.00	1	3	4	3.0	0	2	0	0	2	10	3.0	
vs Western Ky.	11/18/	18	3-9	.33	3-7	.42	2-2	1.00	1	2	3	3.0	1	1	1	0	1	11	4.6	
NORTHERN KY.	11/24/	14	1-4	.25	1-3	.33	0-1	.00	2	2	4	3.2	0	0	0	0	0	3	4.3	
ALABAMA	11/29/	5	1-2	.50	1-2	.50	0-0	.00	0	1	1	2.9	0	0	0	0	0	3	4.1	
at Mizzou	12/02/	2	0-0	.00	0-0	.00	0-0	.00	0	0	0	2.5	0	0	0	0	0	0	3.6	
GRAMBLING	12/08/	16	3-4	.75	2-2	1.00	0-0	.00	3	2	5	2.8	2	0	1	0	1	8	4.1	
GA. SOUTHERN	12/11/	9	1-3	.33	0-1	.00	0-0	.00	0	0	0	2.5	3	1	0	0	0	2	3.9	
STETSON	12/16/	23	3-9	.33	3-8	.37	0-0	.00	0	1	1	2.4	2	2	0	0	1	9	4.4	
ILLINOIS ST.	12/21/	13	1-1	1.00	0-0	.00	0-0	.00	1	0	1	2.3	1	0	0	0	2	2	4.2	
TEMPLE	01/02/	3	0-0	.00	0-0	.00	0-0	.00	0	0	0	2.1	1	0	1	0	0	0	3.8	
at UConn	01/05/	5	0-0	.00	0-0	.00	0-0	.00	0	0	0	1.9	0	1	0	0	0	0	3.6	
EAST CAROLINA	01/13/	11	0-2	.00	0-2	.00	0-0	.00	0	0	0	1.8	1	0	1	0	0	0	3.3	
Totals		0	162	17-47	.36	12-34	.35	4-5	.80	9	18	27	1.8	16	8	7	0	9	50	3.3

Games played: 15
 Minutes/game: 10.8
 Points/game: 3.3
 FG Pct: 36.2
 3FG Pct: 35.3
 FT Pct: 80.0

Rebounds/game: 1.8
 Assists/game: 0.5
 Turnovers/game: 0.5
 Assist/turnover ratio: 1.1
 Steals/game: 0.6



CHAD BROWN

6-9 | 245 | senior | forward
deltona, fla. | deltona hs



KNIGHT NOTES

2018-19

- Ranks fifth in The American with 1.2 blocked shots per game
- ECU 1/13: Tied season-highs with nine points and eight rebounds
- Illinois St 12/21: Made first start of the season, scoring six points with four boards, two steals and two blocked shots
- Stetson 12/16: Had nine points and six rebounds
- Missouri 12/2: Led UCF with eight rebounds and had two blocked shots
- Alabama 11/29: Scored eight points and led the Knights with eight rebounds
- NKU 11/24: Totaled season highs of three blocks and seven rebounds
- WKU 11/18: Had six points on 3-of-3 from the field with five rebounds
- Fullerton 11/15: Scored eight points, with five boards and two blocks

2017-18

- Played in all 32 games, starting 15 times.
- Averaged 5.2 points and was third on the team with 4.6 rebounds per game.
- Led the Knights with 34 blocked shots, ranking eighth in the league with 1.1 blocks per game.
- Was 11th in the league with 1.8 offensive rebounds per game during conference games.
- ECU (3/8): Had eight points and tied a career high with 10 boards.
- Memphis (2/11): Had seven points, eight rebounds and three blocks.
- USF (1/20): Matched career highs with 13 points and 10 rebounds.
- St. John's (11/26): Led the Knights in scoring for the first time with 12 points
- Gardner-Webb (11/15): Scored 10 points, had a career high 10 rebounds and blocked a career best five shots for first career double-double.

2018-19 HIGHS

Points	9	2x, last ECU (1/13/19)
Rebounds	8	3x, last ECU 91/13/19)
Assists	2	2x, last Illinois St (12/21/18)
Steals	2	3x, last at UConn (1/5/19)
Blocks	3	NKU (11/24/18)
FG made	4	Stetson (12/16/18)
FG attempts	7	2x, last ECU (1/13/19)
3FG made	--	--
3FG attempts	1	Stetson (12/16/18)
FT made	3	2x, last ECU (1/13/19)
FT attempts	8	Alabama (11/29/18)

CAREER HIGHS

Points	13	2x, last at USF (1/20/18)
Rebounds	10	3x, last vs. ECU (3/8/18)
Assists	2	3x, last Illinois St (12/21/18)
Steals	3	vs. ECU (3/8/18)
Blocks	5	G-WU (11/15/17)
FG made	6	at USF (1/20/18)
FG attempts	8	2x, last at USF (1/20/18)
3FG made	-	--
3FG attempts	1	Stetson (12/16/18)
FT made	8	2x, last vs. St. John's (11/26/17)
FT attempts	13	vs. St. John's (11/26/17)

MISCELLANEOUS GAME STATS

Led team in scoring	1
Led team in rebounds	12
Led team in assists	1
Double Figure Points	9
Double Figure Rebounds	3
Double-Doubles	2
20-Point Games	--
30-Point Games	--
3+ Three Pointers	--
5+ Assists	--
3+ Steals	1
3+ Blocks	7

GAME-BY-GAME

Opponent	Date	gs	min	Total		3-Pointers		Free throws		Rebounds				pf	a	t/o	blk	stl	pts	avg
				fg	fga	pct	3fg	3fga	pct	ft	fta	pct	off							
RIDER	11/06/	14	1-1	1.00	0-0	.00	0-0	.00	0	2	2	2.0	5	0	0	2	0	2	2.0	
FLA. ATLANTIC	11/11/	19	1-2	.50	0-0	.00	1-2	.50	3	2	5	3.5	0	0	2	1	3	2.5		
vs Cal St. Fullerton	11/15/	20	3-5	.60	0-0	.00	2-2	1.00	2	3	5	4.0	2	2	0	2	0	8	4.3	
vs Saint Joseph's	11/16/	16	3-7	.42	0-0	.00	0-0	.00	2	2	4	4.0	1	1	1	0	0	6	4.8	
vs Western Ky.	11/18/	13	3-3	1.00	0-0	.00	0-0	.00	1	4	5	4.2	4	0	1	1	0	6	5.0	
NORTHERN KY.	11/24/	21	2-4	.50	0-0	.00	1-1	1.00	0	7	7	4.7	1	0	0	3	0	5	5.0	
ALABAMA	11/29/	27	3-4	.75	0-0	.00	2-8	.25	1	7	8	5.1	1	0	0	1	2	8	5.4	
at Mizzou	12/02/	24	1-3	.33	0-0	.00	0-0	.00	2	6	8	5.5	1	0	1	2	0	2	5.0	
GRAMBLING	12/08/	16	1-4	.25	0-0	.00	3-6	.50	1	3	4	5.3	2	1	1	1	0	5	5.0	
GA. SOUTHERN	12/11/	17	1-2	.50	0-0	.00	0-0	.00	1	4	5	5.3	0	1	1	0	0	2	4.7	
STETSON	12/16/	15	4-6	.66	0-1	.00	1-2	.50	2	4	6	5.4	1	1	1	1	0	9	5.1	
ILLINOIS ST.	12/21/	* 26	2-4	.50	0-0	.00	2-2	1.00	1	3	4	5.3	0	2	2	2	2	6	5.2	
TEMPLE	01/02/	13	1-5	.20	0-0	.00	1-1	1.00	0	2	2	5.0	1	0	0	0	0	3	5.0	
at UConn	01/05/	16	2-3	.66	0-0	.00	0-0	.00	0	3	3	4.9	2	0	0	1	2	4	4.9	
EAST CAROLINA	01/13/	25	3-7	.42	0-0	.00	3-6	.50	5	3	8	5.1	1	0	0	0	1	9	5.2	
Totals		1	282	31-60	.51	0-1	.00	16-30	.53	21	55	76	5.1	22	8	8	18	8	78	5.2

Games played: 15
 Minutes/game: 18.8
 Points/game: 5.2
 FG Pct: 51.7
 3FG Pct: 0.0
 FT Pct: 53.3

Rebounds/game: 5.1
 Assists/game: 0.5
 Turnovers/game: 0.5
 Assist/turnover ratio: 1.0
 Steals/game: 0.5
 Blocks/game: 1.2



CHANCE MCSPADDEN KNIGHT NOTES

6-4 | 185 | r-junior | guard
winter haven, fla. | winter haven hs



2018-19

- NKU 11/24: Played a season high 12 minutes, grabbing four rebounds
- FAU 11/11: Knocked down one three-pointer
- Rider 11/6: Scored two points in eight minutes off the bench

2017-18

- Played in 18 games, starting three, missing 14 contests due to injury.
- Averaged 5.3 points and 2.9 rebounds per game.
- Added 10 assists and 13 steals.
- SC State (12/21): Scored 10 points, with four rebounds, three assists, two blocks and three steals.
- William & Mary (11/18): Led UCF with 18 points, five rebounds and four assists.
- Gardner-Webb (11/15): Grabbed a career high eight rebounds to go with nine points.
- Mercer (11/10): Scored 13 points in first game back after season-long knee injury.

2018-19 HIGHS

Points	3	FAU (11/11/18)
Rebounds	4	NKU (11/24/18)
Assists	1	3x, last Stetson (12/16/18)
Steals	1	vs. Fullerton (11/15/18)
Blocks	--	--
FG made	1	2x, last FAU (11/11/18)
FG attempts	3	Rider (11/6/18)
3FG made	1	FAU (11/11/18)
3FG attempts	2	Rider (11/6/18)
FT made	1	Stetson (12/16/18)
FT attempts	2	2x, last Stetson (12/16/18)

CAREER HIGHS

Points	21	at Stetson (12/2/15)
Rebounds	8	G-WU (11/15/17)
Assists	7	Houston (2/24/16)
Steals	5	Illinois-Chicago (12/5/15)
Blocks	2	SC State (12/21/17)
FG made	7	2x, last W&M (11/18/17)
FG attempts	12	Houston (2/24/16)
3FG made	3	at Stetson (12/2/15)
3FG attempts	6	at Stetson (12/2/15)
FT made	7	at USF (1/20/16)
FT attempts	8	2x, last G-WU (11/15/17)

MISCELLANEOUS GAME STATS

Led team in scoring	2
Led team in rebounds	2
Led team in assists	4
Double Figure Points	10
Double Figure Rebounds	--
Double-Doubles	--
20-Point Games	1
30-Point Games	--
3+ Three Pointers	1
5+ Assists	3
3+ Steals	2
3+ Blocks	--

GAME-BY-GAME

Opponent	Date	gs	min	Total		3-Pointers		Free throws		Rebounds			pf	a	t/o	blk	stl	pts	avg	
				fg-fga	pct	3fg-fga	pct	ft-fa	pct	off	def	tot								avg
RIDER	11/06/	8	1-3	.33	0-2	.00	0-1	.00	0	2	2	2.0	0	1	0	0	2	2.0		
FLA. ATLANTIC	11/11/	11	1-1	1.00	1-1	1.00	0-1	.00	1	0	1	1.5	2	0	1	0	0	3	2.5	
vs Cal St. Fullerton	11/15/	2	0-0	.00	0-0	.00	0-2	.00	1	1	2	1.7	0	1	0	0	1	0	1.7	
vs Saint Joseph's	11/16/	3	0-0	.00	0-0	.00	0-0	.00	0	1	1	1.5	0	0	0	0	0	0	1.3	
NORTHERN KY.	11/24/	12	0-1	.00	0-0	.00	0-0	.00	1	3	4	2.0	2	1	0	0	0	0	1.0	
at Mizzou	12/02/	dnp	-	-	-	-	-	-	-	-	-	-	-	-	-	-	-	-	-	
GRAMBLING	12/08/	5	0-0	.00	0-0	.00	0-0	.00	0	1	1	1.8	1	0	1	0	0	0	0.8	
STETSON	12/16/	8	0-2	.00	0-1	.00	1-2	.50	0	2	2	1.9	0	1	0	0	0	1	0.9	
Totals		0	49	2-7	.28	1-4	.25	1-6	.16	3	10	13	1.9	5	3	3	0	1	6	0.9

Games played: 7
 Minutes/game: 7.0
 Points/game: 0.9
 FG Pct: 28.6
 3FG Pct: 25.0
 FT Pct: 16.7

Rebounds/game: 1.9
 Assists/game: 0.4
 Turnovers/game: 0.4
 Assist/turnover ratio: 1.0
 Steals/game: 0.1



TACKO FALL

7-6 | 310 | senior | center
dakar, senegal | liberty christian prep



KNIGHT NOTES

2018-19

- With 242 career blocks, he is the all-time leader at UCF in blocked shots.
- Leads The American with a 80.0 field goal percentage and would lead the nation if he qualified due to NCAA minimum field goals made
- Also leads The American and ranks sixth in the nation with 3.13 blocked shots per game
- Now has 742 career rebounds and is fifth all-time in UCF history.
- Ranks fifth in the league with 7.1 rebounds per game
- Has had four or more blocks seven times this season
- The Knights are 10-0 when Fall scores in double figures this season
- Temple 1/2: Second straight double-double and third of the year with 16 points and 11 boards
- Illinois St 12/21: Recorded second double-double of the season with 11 points and 12 boards
- Ga. Southern 12/11: Scored 14 points to with four blocked shots
- NKU 11/24: Had a season high 20 points to go with nine rebounds
- Named to Myrtle Beach Invitational All-Tournament Team
- Saint Joe's 11/16: Scored 12 points on 6-of-8 shooting with nine rebounds and four blocks
- Fullerton 11/15: Scored 12 points and had 10 rebounds for first double-double of the season
- Named Preseason Second Team All-Conference by The American
- Also named to the Kareem Abdul-Jabbar Award Preseason Watch List

2017-18

- Shot .736 from the field (343-466), setting a new UCF single-season record.
- Played in 16 games, starting 15 and missing 16 contests due to injury.
- Was third on the team with 11.3 points per game and second with 7.3 rebounds per outing.
- Also second on the team with 31 blocked shots.
- Twice named to The American's Weekly Honor Roll.

2018-19 HIGHS

Points	20	NKU (11/24/18)
Rebounds	12	Illinois St (12/21/18)
Assists	2	3x, last Temple (1/2/19)
Steals	1	3x, last at UConn (1/5/19)
Blocks	6	at Missouri (12/2/18)
FG made	7	2x, last Temple (1/2/19)
FG attempts	9	Temple (1/2/19)
3FG made	--	--
3FG attempts	--	--
FT made	6	NKU (11/24/18)
FT attempts	15	NKU (11/24/18)

CAREER HIGHS

Points	31	Miami (OH) (12/18/16)
Rebounds	17	Penn (12/12/16)
Assists	3	Md. ES (12/10/16)
Steals	2	Penn (12/12/16)
Blocks	6	3x, last at Missouri (12/2/18)
FG made	13	vs. Miss State (11/17/16)
FG attempts	17	vs. Miss State (11/17/16)
3FG made	-	--
3FG attempts	1	ECU (1/3/17)
FT made	9	Miami (OH) (12/18/16)
FT attempts	15	NKU (11/24/18)

MISCELLANEOUS GAME STATS

Led team in scoring	18
Led team in rebounds	44
Led team in assists	--
Double Figure Points	48
Double Figure Rebounds	27
Double-Doubles	21
20-Point Games	6
30-Point Games	1
3+ Three Pointers	--
5+ Assists	--
3+ Steals	--
3+ Blocks	43

GAME-BY-GAME

Opponent	Date	qs	min	Total		3-Pointers		Free throws		Rebounds			of	a	t/o	blk	stl	pts	avg		
				fg-fga	pct	3fg-fga	pct	ft-fga	pct	off	def	tot								avg	
RIDER	11/06/	*	17	2-2	1.00	0-0	.00	0-2	.00	0	6	6	6.0	4	0	1	5	0	4	4.0	
FLA. ATLANTIC	11/11/	*	23	4-4	1.00	0-0	.00	1-4	.25	1	6	7	6.5	3	1	3	0	0	9	6.5	
vs Cal St. Fullerton	11/15/	*	20	5-7	.71	0-0	.00	2-4	.50	2	8	10	7.7	4	2	1	3	0	12	8.3	
vs Saint Joseph's	11/16/	*	21	6-8	.75	0-0	.00	0-0	.00	3	6	9	8.0	1	1	3	4	1	12	9.3	
vs Western Ky.	11/18/	*	25	6-8	.75	0-0	.00	1-9	.11	2	4	6	7.6	3	2	2	2	0	13	10.0	
NORTHERN KY.	11/24/	*	23	7-8	.87	0-0	.00	6-15	.40	3	6	9	7.8	3	0	1	1	0	20	11.7	
ALABAMA	11/29/	*	19	5-8	.62	0-0	.00	0-3	.00	2	0	2	7.0	4	0	2	4	0	10	11.4	
at Mizzou	12/02/	*	37	3-3	1.00	0-0	.00	0-3	.00	2	2	4	6.6	2	0	3	6	0	6	10.8	
GRAMBLING	12/08/	*	24	3-5	.60	0-0	.00	1-6	.16	0	8	8	6.8	2	0	2	5	0	7	10.3	
GA. SOUTHERN	12/11/	*	27	6-7	.85	0-0	.00	2-3	.66	3	1	4	6.5	3	0	2	4	0	14	10.7	
STETSON	12/16/	*	23	4-5	.80	0-0	.00	2-6	.33	2	4	6	6.5	1	0	0	5	0	10	10.6	
ILLINOIS ST.	12/21/	*	27	5-5	1.00	0-0	.00	1-4	.25	5	7	12	6.9	2	0	1	1	1	11	10.7	
TEMPLE	01/02/	*	31	7-9	.77	0-0	.00	2-6	.33	6	5	11	7.2	3	2	1	3	0	16	11.1	
at UConn	01/05/	*	28	1-1	1.00	0-0	.00	1-3	.33	0	5	5	7.1	4	1	4	2	1	3	10.5	
EAST CAROLINA	01/13/	*	30	4-5	.80	0-0	.00	2-10	.20	4	3	7	7.1	2	0	1	2	0	10	10.5	
Totals			15	375	68-85	.80	0-0	.00	21-78	.26	35	71	106	7.1	41	9	27	47	3	157	10.5

Games played: 15
 Minutes/game: 25.0
 Points/game: 10.5
 FG Pct: 80.0
 FT Pct: 26.9

Rebounds/game: 7.1
 Assists/game: 0.6
 Turnovers/game: 1.8
 Assist/turnover ratio: 0.3
 Steals/game: 0.2
 Blocks/game: 3.1



COLLIN SMITH

6-11 | 245 | r-sophomore | forward
jacksonville, fla. | the bolles school



KNIGHT NOTES

2018-19

- ECU 1/13: Scored in double figures for the third time in the last four games, finishing with 12 points and tied for the team-lead with eight rebounds
- Temple 1/2: Scored 12 points with four rebounds and two steals in conference opener
- Illinois St 12/21: Came off the bench to score in double figures for the fifth time this season
- Ga. Southern 12/11: Had second double-double of the season with 11 points and 10 boards
- Missouri 12/2: Scored 11 points with four rebounds
- NKU 11/24: Had seven points and tied for the team lead with nine rebounds
- WKU 11/18: Led the Knights with eight rebounds
- FAU 11/11: Struggled through foul trouble
- Rider 11/6: Recorded second career double-double with 14 points and a career high 13 rebounds

2017-18

- Sat out due to NCAA transfer rules

2016-17 at GW

- Started 17 of 34 games as a freshman at George Washington
- Ranked third on the team in rebounds with 4.4 per game
- Was second on the team in blocked shots with 29
- Scored in double figures in six games
- Recorded first career double-double with 12 points and a career-high 11 rebounds against Saint Joseph's (12/30)
- Scored career-high of 22 points on 8-of-13 shooting against South Florida (12/3)
- Also hit the game-winning three-pointer with 3.5 seconds left against the Bulls

2018-19 HIGHS

Points	14	Rider (11/6/18)
Rebounds	13	Rider (11/6/18)
Assists	3	5x, last Stetson (12/16/18)
Steals	2	Temple (1/2/19)
Blocks	1	3x, last Illinois St (12/21/18)
FG made	5	3x, last ECU (1/13/19)
FG attempts	11	vs. Fullerton (11/15/18)
3FG made	2	2x, last ECU (1/13/19)
3FG attempts	4	Ga. Southern (12/11/18)
FT made	6	Rider (11/6/18)
FT attempts	15	Rider (11/6/18)

CAREER HIGHS

Points	22	USF (12/3/16)
Rebounds	13	Rider (11/6/18)
Assists	3	5x, last Stetson (12/16/18)
Steals	4	USF (12/3/16)
Blocks	4	Penn State (11/26/16)
FG made	8	USF (12/3/16)
FG attempts	13	USF (12/3/16)
3FG made	2	4x, last ECU (1/13/19)
3FG attempts	4	Ga. Southern (12/11/18)
FT made	6	Rider (11/6/18)
FT attempts	15	Rider (11/6/18)

MISCELLANEOUS GAME STATS

Led team in scoring	1
Led team in rebounds	8
Led team in assists	--
Double Figure Points	13
Double Figure Rebounds	4
Double-Doubles	3
20-Point Games	1
30-Point Games	--
3+ Three Pointers	--
5+ Assists	--
3+ Steals	1
3+ Blocks	4

GAME-BY-GAME

Opponent	Date	gs	min	Total		3-Pointers		Free throws		Rebounds			pf	a	t/o	blk	stl	pts	avg		
				fg-fga	pct	3fg-fga	pct	ft-fa	pct	off	def	tot								avg	
RIDER	11/06/	*	30	4-10	.40	0-1	.00	6-15	.40	6	7	13	13.0	3	3	1	1	0	14	14.0	
FLA. ATLANTIC	11/11/	*	21	2-5	.40	0-1	.00	0-2	.00	1	1	2	7.5	5	3	3	0	0	4	9.0	
vs Cal St. Fullerton	11/15/	*	27	4-11	.36	0-2	.00	4-7	.57	2	3	5	6.7	4	1	4	0	0	12	10.0	
vs Saint Joseph's	11/16/	*	15	1-3	.33	0-0	.00	0-0	.00	1	2	3	5.8	2	1	2	0	1	2	8.0	
vs Western Ky.	11/18/	*	17	1-3	.33	0-0	.00	0-0	.00	2	6	8	6.2	4	0	2	0	0	2	6.8	
NORTHERN KY.	11/24/	*	23	2-6	.33	1-1	1.00	2-4	.50	2	7	9	6.7	3	2	2	0	0	7	6.8	
ALABAMA	11/29/	*	19	0-2	.00	0-1	.00	1-2	.50	0	6	6	6.6	2	1	1	0	0	1	6.0	
at Mizzou	12/02/	*	28	4-7	.57	0-1	.00	3-3	1.00	1	3	4	6.3	3	0	1	0	1	11	6.6	
GRAMBLING	12/08/	*	23	1-3	.33	0-0	.00	2-2	1.00	0	4	4	6.0	3	3	1	0	0	4	6.3	
GA. SOUTHERN	12/11/	*	19	4-8	.50	2-4	.50	1-3	.33	2	8	10	6.4	4	3	1	1	0	11	6.8	
STETSON	12/16/	*	19	2-3	.66	0-0	.00	4-4	1.00	0	3	3	6.1	3	3	2	0	0	8	6.9	
ILLINOIS ST.	12/21/	*	23	5-10	.50	0-1	.00	2-3	.66	2	2	4	5.9	3	0	3	1	1	12	7.3	
TEMPLE	01/02/	*	24	5-8	.62	0-1	.00	2-2	1.00	0	4	4	5.8	3	1	1	0	2	12	7.7	
at UConn	01/05/	*	18	1-2	.50	0-1	.00	1-1	1.00	0	2	2	5.5	2	1	2	0	1	3	7.4	
EAST CAROLINA	01/13/	*	21	5-7	.71	2-3	.66	0-0	.00	1	7	8	5.7	5	1	2	0	1	12	7.7	
Totals			14	327	41-88	.46	5-17	29	28-48	.58	20	65	85	5.7	49	23	28	3	7	115	7.7

Games played: 15
 Minutes/game: 21.8
 Points/game: 7.7
 FG Pct: 46.6
 3FG Pct: 29.4
 FT Pct: 58.3

Rebounds/game: 5.7
 Assists/game: 1.5
 Turnovers/game: 1.9
 Assist/turnover ratio: 0.8
 Steals/game: 0.5
 Blocks/game: 0.2



OVERALL STATISTICS

**Orlando's Hometown Team Statistics
UCF Combined Team Statistics (as of Jan 13, 2019)
All games**

RECORD:	OVERALL	HOME	AWAY	NEUTRAL
ALL GAMES	13-2	9-1	1-1	3-0
CONFERENCE	3-0	2-0	1-0	0-0
NON-CONFERENCE	10-2	7-1	0-1	3-0

##	Player	gp-gs	min	avg	Total			3-Point		F-Throw		Rebounds				pf	dq	a	to	blk	stl	pts	avg
					fg-fga	fg%	3fg-fga	3fg%	ft-fta	ft%	off	def	tot	avg									
01	Taylor,B.J.	15-15	511	34.1	67-168	.39	28-76	.36	98-127	.77	7	28	35	2.3	23	0	44	27	0	15	260	17.3	
15	Dawkins,Aubrey	15-15	501	33.4	83-176	.47	29-83	.34	43-53	.81	14	71	85	5.7	35	0	22	24	6	14	238	15.9	
24	Fall,Tacko	15-15	375	25.0	68-85	.80	0-0	.00	21-78	.26	35	71	106	7.1	41	0	9	27	47	3	157	10.5	
02	Allen,Terrell	15-15	466	31.1	43-87	.49	16-32	.50	27-41	.65	4	52	56	3.7	31	0	70	22	0	21	129	8.6	
35	Smith,Collin	15-14	327	21.8	41-88	.46	5-17	.29	28-48	.58	20	65	85	5.7	49	2	23	28	3	7	115	7.7	
21	Brown,Chad	15-1	282	18.8	31-60	.51	0-1	.00	16-30	.53	21	55	76	5.1	22	1	8	8	18	8	78	5.2	
04	DeJesus,Ceasar	14-0	198	14.1	22-44	.50	5-13	.38	14-16	.87	4	14	18	1.3	11	0	16	14	1	5	63	4.5	
10	Griffin,Dayon	10-0	134	13.4	13-33	.39	6-22	.27	4-7	.57	3	10	13	1.3	6	0	8	4	1	7	36	3.6	
20	Bertz,Frank	15-0	162	10.8	17-47	.36	12-34	.35	4-5	.80	9	18	27	1.8	16	0	8	7	0	9	50	3.3	
12	Grant,Xavier	3-0	6	2.0	1-1	1.000	1-1	1.000	0-0	.00	0	1	1	0.3	0	0	0	0	0	0	3	1.0	
22	McSpadden,Chanc	7-0	49	7.0	2-7	.28	1-4	.25	1-6	.16	3	10	13	1.9	5	0	3	3	0	1	6	0.9	
13	Renaud,Levy	3-0	7	2.3	0-2	.00	0-0	.00	0-0	.00	0	0	0	0.0	2	0	0	1	0	0	0	0.0	
25	Anders,Ryan	3-0	6	2.0	0-2	.00	0-1	.00	0-0	.00	0	1	1	0.3	0	0	0	0	0	0	0	0.0	
Team											31	38	69				7						
Total.....		15	3024		388-800	.481	103-284	.362	256-411	.62	151	434	585	39.0	241	3	211	172	76	90	113	75.7	
Opponents.....		15	3021		346-907	.381	110-341	.321	145-245	.59	180	344	524	34.9	350	-	190	189	32	82	947	63.1	

TEAM STATISTICS	UCF	OPP	Date	Opponent	Score	Att.
SCORING	1135	947	11/06/18	RIDER	w 84-70	4870
Points per game	75.7	63.1	11/11/18	FLA. ATLANTIC	L 79-80	4304
Scoring margin	+12.5	-	11/15/18	vs Cal St. Fullerton	w 68-52	1317
FIELD GOALS-ATT	388-800	346-907	11/16/18	vs Saint Joseph's	w 77-57	1050
Field goal pct	.485	.381	11/18/18	vs Western Ky.	w 78-62	3018
3 POINT FG-ATT	103-284	110-341	11/24/18	NORTHERN KY.	w 66-53	3374
3-point FG pct	.363	.323	11/29/18	ALABAMA	w 70-64	4449
3-pt FG made per gam	6.9	7.3	12/02/18	at Mizzou	Lot 62-64	10067
FREE THROWS-ATT	256-411	145-245	12/08/18	GRAMBLING	w 70-45	3798
Free throw pct	.623	.592	12/11/18	GA. SOUTHERN	w 95-88	3632
F-Throws made per ga	17.1	9.7	12/16/18	STETSON	w 90-65	3660
REBOUNDS	585	524	12/21/18	ILLINOIS ST.	w 77-56	3885
Rebounds per game	39.0	34.9	* 01/02/19	TEMPLE	w 78-73	3884
Rebounding margin	+4.1	-	* 01/05/19	at UConn	w 65-53	10541
ASSISTS	211	190	* 01/13/19	EAST CAROLINA	w 76-65	4692
Assists per game	14.1	12.7				
TURNOVERS	172	189				
Turnovers per game	11.5	12.6				
Turnover margin	+1.1	-				
Assist/turnover ratio	1.2	1.0				
STEALS	90	82				
Steals per game	6.0	5.5				
BLOCKS	76	32				
Blocks per game	5.1	2.1				
ATTENDANCE	40548	25993				
Home games-Avg/Game	10-4055	2-10304				
Neutral site-Avg/Game	-	3-1795				

* = Conference game

Score by Periods	1st	2nd	OT	Totals
UCF	537	593	5	1135



CONFERENCE STATISTICS

**Orlando's Hometown Team Statistics
UCF Combined Team Statistics (as of Jan 13, 2019)
Conference games**

RECORD:	OVERALL	HOME	AWAY	NEUTRAL
ALL GAMES	3-0	2-0	1-0	0-0
CONFERENCE	3-0	2-0	1-0	0-0
NON-CONFERENCE	0-0	0-0	0-0	0-0

#	Player	gp-gs	min	avg	Total		3-Point		F-Throw		Rebounds				pf	dq	a	to	blk	stl	pts	avg
					fg-fga	fg%	3fg-fga	3fg%	ft-fta	ft%	off	def	tot	avg								
15	Dawkins,Aubrey	3-3	102	34.0	20-36	.55	4-14	.28	7-11	.63	1	12	13	4.3	8	0	7	3	1	1	51	17.0
01	Taylor,B.J.	3-3	107	35.7	11-31	.35	4-15	.26	24-36	.66	1	4	5	1.7	7	0	11	10	0	4	50	16.7
24	Fall,Tacko	3-3	89	29.7	12-15	.80	0-0	.00	5-19	.26	10	13	23	7.7	9	0	3	6	7	1	29	9.7
02	Allen,Terrell	3-3	94	31.3	7-14	.50	2-5	.40	12-17	.70	1	15	16	5.3	3	0	14	8	0	8	28	9.3
35	Smith,Collin	3-3	63	21.0	11-17	.64	2-5	.40	3-3	1.000	1	13	14	4.7	10	1	3	5	0	4	27	9.0
21	Brown,Chad	3-0	54	18.0	6-15	.40	0-0	.00	4-7	.57	5	8	13	4.3	4	0	0	0	1	3	16	5.3
10	Griffin,Dayon	3-0	46	15.3	5-9	.55	2-5	.40	3-5	.60	2	4	6	2.0	2	0	1	2	0	5	15	5.0
04	DeJesus,Ceasar	3-0	26	8.7	1-2	.50	1-1	1.000	0-0	.00	0	0	0	0.0	1	0	1	5	0	1	3	1.0
20	Bertz,Frank	3-0	19	6.3	0-2	.00	0-2	.00	0-0	.00	0	0	0	0.0	2	0	1	2	0	0	0	0.0
	Team										3	6	9									
	Total.....	3	600		73-141	.51	15-47	.31	58-98	.59	24	75	99	33.0	46	1	41	41	9	27	219	73.0
	Opponents.....	3	600		66-170	.38	24-66	.36	35-50	.70	34	64	98	32.7	76	-	40	46	3	22	191	63.7

TEAM STATISTICS	UCF	OPP	Date	Opponent	Score	Att.
SCORING	219	191	* 01/02/19	TEMPLE	w 78-73	3884
Points per game	73.0	63.7	* 01/05/19	at UConn	w 65-53	10541
Scoring margin	+9.3	-	* 01/13/19	EAST CAROLINA	w 76-65	4692
FIELD GOALS-ATT	73-141	66-170	* = Conference game			
Field goal pct	.518	.388				
3 POINT FG-ATT	15-47	24-66				
3-point FG pct	.319	.364				
3-pt FG made per gam	5.0	8.0				
FREE THROWS-ATT	58-98	35-50				
Free throw pct	.592	.700				
F-Throws made per ga	19.3	11.7				
REBOUNDS	99	98				
Rebounds per game	33.0	32.7				
Rebounding margin	+0.3	-				
ASSISTS	41	40				
Assists per game	13.7	13.3				
TURNOVERS	41	46				
Turnovers per game	13.7	15.3				
Turnover margin	+1.7	-				
Assist/turnover ratio	1.0	0.9				
STEALS	27	22				
Steals per game	9.0	7.3				
BLOCKS	9	3				
Blocks per game	3.0	1.0				
ATTENDANCE	8576	10541				
Home games-Avg/Gam	2-4288	1-10541				
Neutral site-Avg/Game	-	0-0				

Score by Periods	1st	2nd	Totals
UCF	108	111	219
Opponents	84	107	191



GAME-BY-GAME STATISTICS

**Orlando's Hometown Team Statistics
UCF Team Game-by-Game (as of Jan 13, 2019)
All games**

TEAM STATISTICS

Opponent	Date	Score	W/L	Total		3-Pointers		Free throws		Rebounds				pf	a	t/o	blk	stl	pts	avg
				fg-fga	pct	3fg-fga	pct	ft-fa	pct	off	def	tot	avg							
RIDER	11/06/	84-70	W	27-59	.45	5-22	.22	25-45	.55	12	35	47	47.0	22	14	11	10	5	84	84.0
FLA. ATLANTIC	11/11/	79-80	L	28-56	.50	6-20	.30	17-26	.65	12	26	38	42.5	19	14	13	2	5	79	81.5
vs Cal St. Fullerton	11/15/	68-52	W	26-60	.43	4-15	.26	12-19	.63	13	32	45	43.3	17	12	11	5	7	68	77.0
vs Saint Joseph's	11/16/	77-57	W	32-58	.55	10-21	.47	3-4	.75	11	29	40	42.5	13	14	13	4	8	77	77.0
vs Western Ky.	11/18/	78-62	W	28-55	.50	10-20	.50	12-24	.50	11	25	36	41.2	17	20	11	3	7	78	77.2
NORTHERN KY.	11/24/	66-53	W	22-50	.44	5-14	.35	17-36	.47	10	41	51	42.8	17	14	9	5	1	66	75.3
ALABAMA	11/29/	70-64	W	21-45	.46	5-15	.33	23-36	.63	4	25	29	40.9	14	12	9	6	5	70	74.6
at Mizzou	12/02/	62-64	Lot	19-40	.47	6-20	.30	18-23	.78	7	25	32	39.8	18	9	15	8	5	62	73.0
GRAMBLING	12/08/	70-45	W	20-49	.40	8-17	.47	22-31	.71	13	34	47	40.6	15	11	14	7	6	70	72.7
GA. SOUTHERN	12/11/	95-88	W	33-66	.50	12-27	.44	17-23	.73	12	27	39	40.4	14	18	11	5	1	95	74.9
STETSON	12/16/	90-65	W	29-62	.46	10-28	.35	22-31	.71	11	36	47	41.0	15	18	6	7	4	90	76.3
ILLINOIS ST.	12/21/	77-56	W	30-59	.50	7-18	.38	10-15	.66	11	24	35	40.5	14	14	8	5	9	77	76.3
TEMPLE	01/02/	78-73	W	29-48	.60	4-11	.36	16-28	.57	8	23	31	39.8	15	17	14	3	4	78	76.5
at UConn	01/05/	65-53	W	20-35	.57	5-11	.45	20-29	.69	0	23	23	38.6	12	11	16	3	12	65	75.6
EAST CAROLINA	01/13/	76-65	W	24-58	.41	6-25	.24	22-41	.53	16	29	45	39.0	19	13	11	3	11	76	75.7
UCF		1135		388-800	.485	103-284	.363	256-411	.623	151	434	585	39.0	241	211	172	76	90	1135	75.7
Opponents		947		346-907	.381	110-341	.323	145-245	.592	180	344	524	34.9	350	190	189	32	82	947	63.1

Games played: 15
Points/game: 75.7
FG Pct: 48.5
3FG Pct: 36.3
FT Pct: 62.3

Rebounds/game: 39.0
Assists/game: 14.1
Turnovers/game: 11.5
Assist/turnover ratio: 1.2
Steals/game: 6.0
Blocks/game: 5.1



OPPONENT GAME-BY-GAME STATISTICS

**Orlando's Hometown Team Statistics
UCF Opponent Game-by-Game (as of Jan 13, 2019)
All games**

OPPONENT STATISTICS

Opponent	Date	Score	Total		3-Pointers		Free throws		Rebounds				pf	a	t/o	blk	stl	pts	avg
			fg-fga	pct	3fg-fga	pct	ft-fa	pct	off	def	tot	avg							
RIDER	11/06/	84-70 W	27-69	.39	7-17	.41	9-24	.37	16	31	47	47.0	32	15	17	1	6	70	70.0
FLA. ATLANTIC	11/11/	79-80 L	28-67	.41	12-34	.35	12-18	.66	17	23	40	43.5	27	14	13	1	6	80	75.0
vs Cal St. Fullerton	11/15/	68-52 W	19-55	.34	4-17	.23	10-18	.55	8	25	33	40.0	20	12	12	4	6	52	67.3
vs Saint Joseph's	11/16/	77-57 W	21-55	.38	9-25	.36	6-13	.46	10	15	25	36.2	9	12	11	3	6	57	64.8
vs Western Ky.	11/18/	78-62 W	22-55	.40	4-12	.33	14-21	.66	11	23	34	35.8	24	15	15	4	7	62	64.2
NORTHERN KY.	11/24/	66-53 W	19-59	.32	8-31	.25	7-17	.41	7	28	35	35.7	28	14	6	3	2	53	62.3
ALABAMA	11/29/	70-64 W	25-66	.37	5-24	.20	9-14	.64	19	27	46	37.1	24	14	14	5	3	64	62.6
at Mizzou	12/02/	62-64 Lot	23-63	.36	12-29	.41	6-11	.54	17	16	33	36.6	21	7	10	0	6	64	62.8
GRAMBLING	12/08/	70-45 W	17-58	.29	3-16	.18	8-18	.44	12	21	33	36.2	27	6	12	3	5	45	60.8
GA. SOUTHERN	12/11/	95-88 W	37-68	.54	7-16	.43	7-12	.58	6	24	30	35.6	19	17	9	3	7	88	63.5
STETSON	12/16/	90-65 W	23-69	.33	7-26	.26	12-16	.75	12	25	37	35.7	24	10	8	1	6	65	63.6
ILLINOIS ST.	12/21/	77-56 W	19-53	.35	8-28	.28	10-13	.76	11	22	33	35.5	19	14	16	1	0	56	63.0
TEMPLE	01/02/	78-73 W	24-53	.45	13-27	.48	12-15	.80	7	16	23	34.5	21	19	14	3	12	73	63.8
at UConn	01/05/	65-53 W	19-59	.32	6-20	.30	9-11	.81	17	20	37	34.7	24	9	18	0	5	53	63.0
EAST CAROLINA	01/13/	76-65 W	23-58	.39	5-19	.26	14-24	.58	10	28	38	34.9	31	12	14	0	5	65	63.1
Opponents		947	346-907	.381	110-341	.323	145-245	.592	180	344	524	34.9	350	190	189	32	82	947	63.1
UCF		1135	388-800	.485	103-284	.363	256-411	.623	151	434	585	39.0	241	211	172	76	90	1135	75.7

Games played: 15

Points/game: 63.1

FG Pct: 38.1

3FG Pct: 32.3

FT Pct: 59.2

Rebounds/game: 34.9

Assists/game: 12.7

Turnovers/game: 12.6

Assist/turnover ratio: 1.0

Steals/game: 5.5

Blocks/game: 2.1



CATEGORY LEADERS

**Orlando's Hometown Team Statistics
UCF Category Leaders (as of Jan 13, 2019)
All games**

Points	G	Pts	Pts/G
Taylor,B.J.	15	260	17.3
Dawkins,Aubrey	15	238	15.9
Fall,Tacko	15	157	10.5
Allen,Terrell	15	129	8.6
Smith,Collin	15	115	7.7
Brown,Chad	15	78	5.2
DeJesus,Ceasar	14	63	4.5
Bertz,Frank	15	50	3.3
Griffin,Dayon	10	36	3.6
McSpadden,Chance	7	6	0.9
Grant,Xavier	3	3	1.0

Scoring Average	G	Pts	Avg/G
Taylor,B.J.	15	260	17.3
Dawkins,Aubrey	15	238	15.9
Fall,Tacko	15	157	10.5
Allen,Terrell	15	129	8.6
Smith,Collin	15	115	7.7
Brown,Chad	15	78	5.2
DeJesus,Ceasar	14	63	4.5
Griffin,Dayon	10	36	3.6
Bertz,Frank	15	50	3.3
Grant,Xavier	3	3	1.0
McSpadden,Chance	7	6	0.9
Anders,Ryan	3	0	0.0
Renaud,Levy	3	0	0.0

FG Percentage	FG	Att	Pct
Grant,Xavier	1	1	1.000
Fall,Tacko	68	85	.800
Brown,Chad	31	60	.517
DeJesus,Ceasar	22	44	.500
Allen,Terrell	43	87	.494
Dawkins,Aubrey	83	176	.472
Smith,Collin	41	88	.466
Taylor,B.J.	67	168	.399
Griffin,Dayon	13	33	.394
Bertz,Frank	17	47	.362
McSpadden,Chance	2	7	.286
Renaud,Levy	0	2	.000
Anders,Ryan	0	2	.000

Field Goal Attempts	G	Att	Att/G
Dawkins,Aubrey	15	176	11.7
Taylor,B.J.	15	168	11.2
Smith,Collin	15	88	5.9
Allen,Terrell	15	87	5.8
Fall,Tacko	15	85	5.7

Field Goals Made	G	Made	Made/G
Dawkins,Aubrey	15	83	5.5
Fall,Tacko	15	68	4.5
Taylor,B.J.	15	67	4.5
Allen,Terrell	15	43	2.9
Smith,Collin	15	41	2.7

3-Point Percentage	3FG	Att	Pct
Grant,Xavier	1	1	1.000
Allen,Terrell	16	32	.500
DeJesus,Ceasar	5	13	.385
Taylor,B.J.	28	76	.368
Bertz,Frank	12	34	.353
Dawkins,Aubrey	29	83	.349
Smith,Collin	5	17	.294
Griffin,Dayon	6	22	.273
McSpadden,Chance	1	4	.250
Anders,Ryan	0	1	.000
Brown,Chad	0	1	.000

3-Point FG Attempts	G	Att	Att/G
Dawkins,Aubrey	15	83	5.5
Taylor,B.J.	15	76	5.1
Bertz,Frank	15	34	2.3
Allen,Terrell	15	32	2.1
Griffin,Dayon	10	22	2.2

3-Point FG Made	G	Made	Made/G
Dawkins,Aubrey	15	29	1.9
Taylor,B.J.	15	28	1.9
Allen,Terrell	15	16	1.1
Bertz,Frank	15	12	0.8
Griffin,Dayon	10	6	0.6

Free Throw Percent	FG	Att	Pct
DeJesus,Ceasar	14	16	.875
Dawkins,Aubrey	43	53	.811
Bertz,Frank	4	5	.800
Taylor,B.J.	98	127	.772
Allen,Terrell	27	41	.659
Smith,Collin	28	48	.583
Griffin,Dayon	4	7	.571
Brown,Chad	16	30	.533
Fall,Tacko	21	78	.269
McSpadden,Chance	1	6	.167

Free Throw Attempts	G	Att	Att/G
Taylor,B.J.	15	127	8.5
Fall,Tacko	15	78	5.2
Dawkins,Aubrey	15	53	3.5
Smith,Collin	15	48	3.2
Allen,Terrell	15	41	2.7

Free Throws Made	G	Made	Made/G
Taylor,B.J.	15	98	6.5
Dawkins,Aubrey	15	43	2.9
Smith,Collin	15	28	1.9
Allen,Terrell	15	27	1.8



CATEGORY LEADERS

**Orlando's Hometown Team Statistics
UCF Category Leaders (as of Jan 13, 2019)
All games**

Rebounds	G	Reb	Reb/G
Fall, Tacko	15	106	7.1
Dawkins, Aubrey	15	85	5.7
Smith, Collin	15	85	5.7
Brown, Chad	15	76	5.1
Allen, Terrell	15	56	3.7

Assists	G	No.	Ast/G
Allen, Terrell	15	70	4.7
Taylor, B.J.	15	44	2.9
Smith, Collin	15	23	1.5
Dawkins, Aubrey	15	22	1.5
DeJesus, Ceasar	14	16	1.1

Rebound Average	G	Reb	Avg/G
Fall, Tacko	15	106	7.1
Dawkins, Aubrey	15	85	5.7
Smith, Collin	15	85	5.7
Brown, Chad	15	76	5.1
Allen, Terrell	15	56	3.7

Steals	G	No.	Stl/G
Allen, Terrell	15	21	1.4
Taylor, B.J.	15	15	1.0
Dawkins, Aubrey	15	14	0.9
Bertz, Frank	15	9	0.6
Brown, Chad	15	8	0.5

Offensive Rebounds	G	No.	Avg/G
Fall, Tacko	15	35	2.3
Brown, Chad	15	21	1.4
Smith, Collin	15	20	1.3
Dawkins, Aubrey	15	14	0.9
Bertz, Frank	15	9	0.6

Blocked Shots	G	No.	Blk/G
Fall, Tacko	15	47	3.1
Brown, Chad	15	18	1.2
Dawkins, Aubrey	15	6	0.4
Smith, Collin	15	3	0.2
Griffin, Dayon	10	1	0.1
DeJesus, Ceasar	14	1	0.1

Defensive Rebounds	G	No.	Avg/G
Fall, Tacko	15	71	4.7
Dawkins, Aubrey	15	71	4.7
Smith, Collin	15	65	4.3
Brown, Chad	15	55	3.7
Allen, Terrell	15	52	3.5

Minutes	G	No.	Min/G
Taylor, B.J.	15	511	34.1
Dawkins, Aubrey	15	501	33.4
Allen, Terrell	15	466	31.1
Fall, Tacko	15	375	25.0
Smith, Collin	15	327	21.8

Fouls	G	No.	Per/G
Smith, Collin	15	49	3.3
Fall, Tacko	15	41	2.7
Dawkins, Aubrey	15	35	2.3
Allen, Terrell	15	31	2.1
Taylor, B.J.	15	23	1.5

Turnovers	G	No.	TO/G
Smith, Collin	15	28	1.9
Fall, Tacko	15	27	1.8
Taylor, B.J.	15	27	1.8
Dawkins, Aubrey	15	24	1.6
Allen, Terrell	15	22	1.5

Foulsouts	G	No.
Smith, Collin	15	2
Brown, Chad	15	1

**UCF TEAM HIGHS****Orlando's Hometown Team Statistics
UCF Team High/Low Analysis (as of Jan 13, 2019)
All games****UCF - TEAM GAME HIGHS**

POINTS	95	GA. SOUTHERN (12/11/18)
	90	STETSON (12/16/18)
	84	RIDER (11/06/18)
	79	FLA. ATLANTIC (11/11/18)
	78	TEMPLE (01/02/19)
	78	vs Western Ky. (11/18/18)
FIELD GOALS MADE	33	GA. SOUTHERN (12/11/18)
	32	vs Saint Joseph's (11/16/18)
FIELD GOAL ATTEMPTS	66	GA. SOUTHERN (12/11/18)
	62	STETSON (12/16/18)
FIELD GOAL PERCENTAGE	.604 (29-48)	TEMPLE (01/02/19)
	.571 (20-35)	at UConn (01/05/19)
3 PT FIELD GOALS MADE	12	GA. SOUTHERN (12/11/18)
	10	STETSON (12/16/18)
	10	vs Western Ky. (11/18/18)
	10	vs Saint Joseph's (11/16/18)
3 PT FG ATTEMPTS	28	STETSON (12/16/18)
	27	GA. SOUTHERN (12/11/18)
3 PT FG PERCENTAGE	.500 (10-20)	vs Western Ky. (11/18/18)
	.476 (10-21)	vs Saint Joseph's (11/16/18)
FREE THROWS MADE	25	RIDER (11/06/18)
	23	ALABAMA (11/29/18)
FREE THROW ATTEMPTS	45	RIDER (11/06/18)
	41	EAST CAROLINA (01/13/19)
FREE THROW PERCENTAGE	.783 (18-23)	at Mizzou (12/02/18)
	.750 (3-4)	vs Saint Joseph's (11/16/18)
REBOUNDS	51	NORTHERN KY. (11/24/18)
	47	STETSON (12/16/18)
	47	GRAMBLING (12/08/18)
	47	RIDER (11/06/18)
ASSISTS	20	vs Western Ky. (11/18/18)
	18	STETSON (12/16/18)
	18	GA. SOUTHERN (12/11/18)
STEALS	12	at UConn (01/05/19)
	11	EAST CAROLINA (01/13/19)
BLOCKED SHOTS	10	RIDER (11/06/18)
	8	at Mizzou (12/02/18)
TURNOVERS	16	at UConn (01/05/19)
	15	at Mizzou (12/02/18)
FOULS	22	RIDER (11/06/18)
	19	EAST CAROLINA (01/13/19)
	19	FLA. ATLANTIC (11/11/18)



OPPONENT TEAM HIGHS

**Orlando's Hometown Team Statistics
UCF High/Low Analysis (as of Jan 13, 2019)
All games**

Opponent - GAME HIGHS

POINTS	88	GA. SOUTHERN (12/11/18)
	80	FLA. ATLANTIC (11/11/18)
	73	TEMPLE (01/02/19)
	70	RIDER (11/06/18)
	65	EAST CAROLINA (01/13/19)
	65	STETSON (12/16/18)
FIELD GOALS MADE	37	GA. SOUTHERN (12/11/18)
	28	FLA. ATLANTIC (11/11/18)
FIELD GOAL ATTEMPTS	69	STETSON (12/16/18)
	69	RIDER (11/06/18)
FIELD GOAL PERCENTAGE	.544 (37-68)	GA. SOUTHERN (12/11/18)
	.453 (24-53)	TEMPLE (01/02/19)
3 PT FIELD GOALS MADE	13	TEMPLE (01/02/19)
	12	at Mizzou (12/02/18)
	12	FLA. ATLANTIC (11/11/18)
3 PT FG ATTEMPTS	34	FLA. ATLANTIC (11/11/18)
	31	NORTHERN KY. (11/24/18)
3 PT FG PERCENTAGE	.481 (13-27)	TEMPLE (01/02/19)
	.438 (7-16)	GA. SOUTHERN (12/11/18)
FREE THROWS MADE	14	EAST CAROLINA (01/13/19)
	14	vs Western Ky. (11/18/18)
FREE THROW ATTEMPTS	24	EAST CAROLINA (01/13/19)
	24	RIDER (11/06/18)
FREE THROW PERCENTAGE	.818 (9-11)	at UConn (01/05/19)
	.800 (12-15)	TEMPLE (01/02/19)
REBOUNDS	47	RIDER (11/06/18)
	46	ALABAMA (11/29/18)
ASSISTS	19	TEMPLE (01/02/19)
	17	GA. SOUTHERN (12/11/18)
STEALS	12	TEMPLE (01/02/19)
	7	GA. SOUTHERN (12/11/18)
	7	vs Western Ky. (11/18/18)
BLOCKED SHOTS	5	ALABAMA (11/29/18)
	4	vs Western Ky. (11/18/18)
	4	vs Cal St. Fullerton (11/15/18)
TURNOVERS	18	at UConn (01/05/19)
	17	RIDER (11/06/18)
FOULS	32	RIDER (11/06/18)
	31	EAST CAROLINA (01/13/19)



UCF TEAM LOWS

**Orlando's Hometown Team Statistics
UCF High/Low Analysis (as of Jan 13, 2019)
All games**

UCF - GAME LOWS

POINTS	62	at Mizzou (12/02/18)
	65	at UConn (01/05/19)
	66	NORTHERN KY. (11/24/18)
	68	vs Cal St. Fullerton (11/15/18)
	70	ALABAMA (11/29/18)
	70	GRAMBLING (12/08/18)
FIELD GOALS MADE	19	at Mizzou (12/02/18)
	20	GRAMBLING (12/08/18)
	20	at UConn (01/05/19)
FIELD GOAL ATTEMPTS	35	at UConn (01/05/19)
	40	at Mizzou (12/02/18)
FIELD GOAL PERCENTAGE	.408 (20-49)	GRAMBLING (12/08/18)
	.414 (24-58)	EAST CAROLINA (01/13/19)
3 PT FIELD GOALS MADE	4	vs Cal St. Fullerton (11/15/18)
	4	TEMPLE (01/02/19)
3 PT FG ATTEMPTS	11	TEMPLE (01/02/19)
	11	at UConn (01/05/19)
3 PT FG PERCENTAGE	.227 (5-22)	RIDER (11/06/18)
	.240 (6-25)	EAST CAROLINA (01/13/19)
FREE THROWS MADE	3	vs Saint Joseph's (11/16/18)
	10	ILLINOIS ST. (12/21/18)
FREE THROW ATTEMPTS	4	vs Saint Joseph's (11/16/18)
	15	ILLINOIS ST. (12/21/18)
FREE THROW PERCENTAGE	.472 (17-36)	NORTHERN KY. (11/24/18)
	.500 (12-24)	vs Western Ky. (11/18/18)
REBOUNDS	23	at UConn (01/05/19)
	29	ALABAMA (11/29/18)
ASSISTS	9	at Mizzou (12/02/18)
	11	GRAMBLING (12/08/18)
	11	at UConn (01/05/19)
STEALS	1	NORTHERN KY. (11/24/18)
	1	GA. SOUTHERN (12/11/18)
BLOCKED SHOTS	2	FLA. ATLANTIC (11/11/18)
	3	vs Western Ky. (11/18/18)
	3	TEMPLE (01/02/19)
	3	at UConn (01/05/19)
	3	EAST CAROLINA (01/13/19)
TURNOVERS	6	STETSON (12/16/18)
	8	ILLINOIS ST. (12/21/18)
FOULS	12	at UConn (01/05/19)
	13	vs Saint Joseph's (11/16/18)



OPPONENT TEAM LOWS

**Orlando's Hometown Team Statistics
UCF High/Low Analysis (as of Jan 13, 2019)
All games**

Opponent - GAME LOWS

POINTS	45	GRAMBLING (12/08/18)
	52	vs Cal St. Fullerton (11/15/18)
	53	NORTHERN KY. (11/24/18)
	53	at UConn (01/05/19)
	56	ILLINOIS ST. (12/21/18)
FIELD GOALS MADE	17	GRAMBLING (12/08/18)
	19	vs Cal St. Fullerton (11/15/18)
	19	NORTHERN KY. (11/24/18)
	19	ILLINOIS ST. (12/21/18)
	19	at UConn (01/05/19)
FIELD GOAL ATTEMPTS	53	ILLINOIS ST. (12/21/18)
	53	TEMPLE (01/02/19)
FIELD GOAL PERCENTAGE	.293 (17-58)	GRAMBLING (12/08/18)
	.322 (19-59)	NORTHERN KY. (11/24/18)
	.322 (19-59)	at UConn (01/05/19)
3 PT FIELD GOALS MADE	3	GRAMBLING (12/08/18)
	4	vs Cal St. Fullerton (11/15/18)
	4	vs Western Ky. (11/18/18)
3 PT FG ATTEMPTS	12	vs Western Ky. (11/18/18)
	16	GRAMBLING (12/08/18)
	16	GA. SOUTHERN (12/11/18)
3 PT FG PERCENTAGE	.188 (3-16)	GRAMBLING (12/08/18)
	.208 (5-24)	ALABAMA (11/29/18)
FREE THROWS MADE	6	vs Saint Joseph's (11/16/18)
	6	at Mizzou (12/02/18)
FREE THROW ATTEMPTS	11	at Mizzou (12/02/18)
	11	at UConn (01/05/19)
FREE THROW PERCENTAGE	.375 (9-24)	RIDER (11/06/18)
	.412 (7-17)	NORTHERN KY. (11/24/18)
REBOUNDS	23	TEMPLE (01/02/19)
	25	vs Saint Joseph's (11/16/18)
ASSISTS	6	GRAMBLING (12/08/18)
	7	at Mizzou (12/02/18)
STEALS	0	ILLINOIS ST. (12/21/18)
	2	NORTHERN KY. (11/24/18)
BLOCKED SHOTS	0	at Mizzou (12/02/18)
	0	at UConn (01/05/19)
	0	EAST CAROLINA (01/13/19)
TURNOVERS	6	NORTHERN KY. (11/24/18)
	8	STETSON (12/16/18)
FOULS	9	vs Saint Joseph's (11/16/18)
	19	GA. SOUTHERN (12/11/18)
	19	ILLINOIS ST. (12/21/18)



GAME 16 • UCF AT WICHITA STATE

Official Basketball Box Score -- Game Totals -- Final Statistics Rider vs UCF 11/06/18 6:30 pm at Orlando, Fla. (CFE Arena)

Rider 70 • 0-1

#	Player	Total			Rebounds			PF	TP	A	TO	Blk	Stl	Min
		FG-FGA	3-Ptr	FT-FTA	Off	Def	Tot							
14	Dimencio Vaughn	f	6-9	1-2	1-4	2	3	5	5	14	0	1	0	17
20	Tyere Marshall	f	4-11	0-0	3-5	3	2	5	3	11	2	3	0	21
02	Jordan Allen	g	2-6	1-5	0-0	0	4	4	2	5	1	2	0	26
12	Anthony Durham	g	2-5	0-0	1-1	0	2	2	4	5	2	0	0	24
23	Stevie Jordan	g	3-8	1-2	1-2	0	3	3	2	8	4	6	0	32
10	Ajiri Ogemuno-Johnso	g	0-2	0-0	1-2	1	0	1	0	1	0	0	0	7
11	Devine Eke	g	1-1	0-0	0-2	1	0	1	5	2	1	0	1	8
13	Frederick Scott	g	4-9	2-2	1-5	1	5	6	2	11	0	2	0	20
15	Karamoko Cisse	g	0-1	0-0	0-0	1	1	2	4	0	1	0	0	4
22	Kimar Williams	g	2-8	0-0	0-0	0	3	3	4	4	0	0	2	23
23	Ahmad Gilbert	g	3-9	2-6	1-3	1	2	3	1	9	0	3	1	17
	Team					6	6	12						
	Totals		27-69	7-17	9-24	16	31	47	32	70	15	17	1	6

FG % 1st Half: 12-30 40.0% 2nd half: 15-39 38.5% Game: 27-69 39.1%
 3FG % 1st Half: 5-9 55.6% 2nd half: 2-8 25.0% Game: 7-17 41.2%
 FT % 1st Half: 5-11 45.5% 2nd half: 4-13 30.8% Game: 9-24 37.5%

UCF 84 • 1-0

#	Player	Total			Rebounds			PF	TP	A	TO	Blk	Stl	Min
		FG-FGA	3-Ptr	FT-FTA	Off	Def	Tot							
35	Smith,Collin	f	4-10	0-1	6-15	6	7	13	3	14	3	1	1	0
24	Fall,Tacko	c	2-2	0-0	0-2	0	6	6	4	4	0	1	5	0
01	Taylor,B.J.	g	5-13	2-4	10-14	1	1	2	1	22	4	2	0	1
02	Allen,Terrell	g	4-6	1-2	4-5	1	4	5	2	13	4	1	0	30
15	Dawkins,Aubrey	g	5-14	1-8	5-7	1	9	10	2	16	0	3	2	31
04	DeJesus,Ceasar	g	3-5	0-1	0-1	1	1	2	1	6	1	1	0	15
10	Griffin,Dayon	g	2-4	1-3	0-0	1	1	2	5	1	1	0	1	20
20	Bertz, Frank	g	0-1	0-1	0-0	0	0	0	2	0	1	0	0	2
21	Brown, Chad	g	1-1	0-0	0-0	0	2	2	5	2	0	0	2	14
22	McSpadden,Chance	g	1-3	0-2	0-1	0	2	2	0	2	0	1	0	8
	Team					1	2	3						
	Totals		27-59	5-22	25-45	12	35	47	22	84	14	11	10	5

FG % 1st Half: 17-36 47.2% 2nd half: 10-23 43.5% Game: 27-59 45.8%
 3FG % 1st Half: 4-13 30.8% 2nd half: 1-9 11.1% Game: 5-22 22.7%
 FT % 1st Half: 5-15 33.3% 2nd half: 20-30 66.7% Game: 25-45 55.6%

Officials: Sean Casady, Bill Jacobson, Josue Nieves
 Technical fouls: Rider-None. UCF-None.
 Attendance: 4870

Score by periods	1st	2nd	Total
Rider	34	36	70
UCF	43	41	84

	In	Off	2nd	Fast	Bench
Points	Paint	T/O	Chance	Break	
RIDER	30	15	21	6	17
UCF	42	22	9	17	15

Last FG - RIDER 2nd-00:36, UCF 2nd-02:18.
 Largest lead - RIDER by 7 1st-15:33, UCF by 24 2nd-11:02.
 RIDER led for 17:07. UCF led for 21:53. Game was tied for 01:00.

Score tied - 1 time.
 Lead changed - 1 time.

Official Basketball Box Score -- Game Totals -- Final Statistics Fla. Atlantic vs UCF 11/11/18 3:00 pm at Orlando, Fla. (CFE Arena)

Fla. Atlantic 80 • 2-0

#	Player	Total			Rebounds			PF	TP	A	TO	Blk	Stl	Min
		FG-FGA	3-Ptr	FT-FTA	Off	Def	Tot							
04	Xavian Stapleton	f	6-13	2-7	0-0	6	4	10	2	14	2	4	0	29
15	Jailyn Ingram	f	5-6	2-3	0-0	1	0	1	5	12	2	1	1	22
25	Karlis Silins	f	3-4	1-2	4-5	0	1	1	4	11	2	0	0	10
03	Anthony Adger	g	7-12	4-6	1-2	1	1	2	3	19	0	0	1	30
11	Michael Forrest	g	2-11	1-5	1-2	1	1	2	3	6	4	3	0	25
00	Jaylen Sebree	g	2-5	1-3	2-3	0	7	7	2	7	1	1	0	24
01	Madiaw Niang	g	0-4	0-3	2-2	3	0	3	3	2	0	0	0	9
10	Ke Vaughn Ellis	g	0-0	0-0	0-0	0	0	0	0	0	0	0	0	0+
12	Aleksandar Zecevic	g	0-1	0-0	0-0	1	3	4	2	0	1	0	0	10
21	Simeon Lepichev	g	2-5	0-3	0-2	2	2	4	1	4	0	1	0	19
23	Richardson Maitre	g	1-6	1-2	2-2	0	2	2	2	5	3	2	0	17
24	Cedric Jackson	g	0-0	0-0	0-0	0	0	0	0	0	0	0	0	2
	Team					2	2	4						
	Totals		28-67	12-34	12-18	17	23	40	27	80	14	13	1	6

FG % 1st Half: 9-30 30.0% 2nd half: 19-37 51.4% Game: 28-67 41.8%
 3FG % 1st Half: 5-18 27.8% 2nd half: 7-16 43.8% Game: 12-34 35.3%
 FT % 1st Half: 8-11 72.7% 2nd half: 4-7 57.1% Game: 12-18 66.7%

UCF 79 • 1-1

#	Player	Total			Rebounds			PF	TP	A	TO	Blk	Stl	Min
		FG-FGA	3-Ptr	FT-FTA	Off	Def	Tot							
35	Smith,Collin	f	2-5	0-1	0-2	1	1	2	5	4	3	3	0	0
24	Fall,Tacko	c	4-4	0-0	1-4	1	6	7	3	9	1	3	0	23
01	Taylor,B.J.	g	9-14	1-3	10-12	1	1	2	2	29	0	0	1	36
02	Allen,Terrell	g	3-7	2-4	0-0	0	2	2	2	8	5	1	0	28
15	Dawkins,Aubrey	g	6-16	1-6	3-3	2	3	5	2	16	1	1	0	31
04	DeJesus,Ceasar	g	2-3	1-2	0-0	0	2	2	1	5	4	1	0	20
20	Bertz, Frank	g	0-4	0-3	2-2	0	3	3	2	2	0	2	0	10
21	Brown, Chad	g	1-2	0-0	1-2	3	2	5	0	3	0	0	2	19
22	McSpadden,Chance	g	1-1	1-1	0-1	1	0	1	2	3	0	1	0	11
	Team					3	6	9						
	Totals		28-56	6-20	17-26	12	26	38	19	79	14	13	2	5

FG % 1st Half: 12-26 46.2% 2nd half: 16-30 53.3% Game: 28-56 50.0%
 3FG % 1st Half: 2-10 20.0% 2nd half: 4-10 40.0% Game: 6-20 30.0%
 FT % 1st Half: 11-16 68.8% 2nd half: 6-10 60.0% Game: 17-26 65.4%

Officials: Ron Groover, R.B. Clyburn, Rodrick Dixon
 Technical fouls: Fla. Atlantic-None. UCF-None.
 Attendance: 4304

Score by periods	1st	2nd	Total
Fla. Atlantic	31	49	80
UCF	37	42	79

	In	Off	2nd	Fast	Bench
Points	Paint	T/O	Chance	Break	
FAU	24	14	12	12	18
UCF	40	18	15	11	13

Last FG - FAU 2nd-00:01, UCF 2nd-00:07.
 Largest lead - FAU by 2 2nd-12:25, UCF by 20 1st-08:38.
 FAU led for 01:12. UCF led for 36:56. Game was tied for 01:52.

Score tied - 4 times.
 Lead changed - 13 times.

Official Basketball Box Score -- Game Totals -- Final Statistics UCF vs Cal St. Fullerton 11/15/18 1:30 pm at HTC Center (Conway, SC)

UCF 68 • 2-1

#	Player	Total			Rebounds			PF	TP	A	TO	Blk	Stl	Min
		FG-FGA	3-Ptr	FT-FTA	Off	Def	Tot							
35	Smith,Collin	f	4-11	0-2	4-7	2	3	5	4	12	1	4	0	27
24	Fall,Tacko	c	5-7	0-0	2-4	2	8	10	4	12	2	1	3	0
01	Taylor,B.J.	g	4-12	2-3	4-4	0	2	2	2	14	2	1	0	31
02	Allen,Terrell	g	3-7	1-2	0-0	0	3	3	1	7	4	0	0	23
15	Dawkins,Aubrey	g	6-12	1-6	0-0	1	3	4	2	13	0	2	0	32
04	DeJesus,Ceasar	g	1-4	0-1	0-0	0	3	3	1	2	0	1	0	24
20	Bertz, Frank	g	0-2	0-1	0-0	1	4	5	1	0	1	0	1	11
21	Brown, Chad	g	3-5	0-0	2-2	3	5	2	8	2	0	2	0	20
22	McSpadden,Chance	g	0-0	0-0	0-2	1	1	2	0	0	1	0	0	2
	Team					4	2	6						
	Totals		26-60	4-15	12-19	13	32	45	17	68	12	11	5	7

FG % 1st Half: 13-32 40.6% 2nd half: 13-28 46.4% Game: 26-60 43.3%
 3FG % 1st Half: 3-9 33.3% 2nd half: 1-8 16.7% Game: 4-15 26.7%
 FT % 1st Half: 3-6 50.0% 2nd half: 9-13 69.2% Game: 12-19 63.2%

Cal St. Fullerton 52 • 1-2

#	Player	Total			Rebounds			PF	TP	A	TO	Blk	Stl	Min
		FG-FGA	3-Ptr	FT-FTA	Off	Def	Tot							
05	Clare, Davon	f	1-4	0-2	0-0	1	2	3	3	2	2	1	1	1
24	Pitts, Josh	g	0-0	0-0	0-0	0	1	1	2	0	1	0	0	7
00	Allman, Kyle	g	3-12	1-3	4-5	0	1	1	2	11	1	2	0	34
10	Awosika, Austen	g	0-3	0-1	3-6	0	4	4	1	3	4	1	0	27
14	Ahmad, Khalil	g	6-18	2-7	1-1	2	2	4	1	15	1	3	0	40
01	Smith, Jamal	g	0-3	0-1	0-0	0	3							



GAME 16 • UCF AT WICHITA STATE

Official Basketball Box Score -- Game Totals -- Final Statistics
UCF vs Western Ky.
11/18/18 6:30 pm at HTC Center (Conway, SC)

UCF 78 • 4-1
Table with columns: Player, FG-FGA, 3-Ptr, FT-FTA, Rebounds, PF, TP, A TO Blk Stl, Min. Includes team totals and shooting percentages.

Western Ky. 62 • 2-1

Table with columns: Player, FG-FGA, 3-Ptr, FT-FTA, Rebounds, PF, TP, A TO Blk Stl, Min. Includes team totals and shooting percentages.

Officials: Mike Eades, Mike Roberts, Gerry Pollard
Technical fouls: UCF-Smith, Collin. Western Ky.-ANDERSON, Josh.
Attendance: 3018
Myrtle Beach Invitational Championship Game

Score by periods table with columns: 1st, 2nd, Total. UCF: 28, 50, 78. Western Ky.: 32, 30, 62.

Official Basketball Box Score -- Game Totals -- Final Statistics
Northern Ky. vs UCF
11/24/18 6:00 pm at Orlando, Fla. (CFE Arena)

Northern Ky. 53 • 6-1
Table with columns: Player, FG-FGA, 3-Ptr, FT-FTA, Rebounds, PF, TP, A TO Blk Stl, Min. Includes team totals and shooting percentages.

UCF 66 • 5-1

Table with columns: Player, FG-FGA, 3-Ptr, FT-FTA, Rebounds, PF, TP, A TO Blk Stl, Min. Includes team totals and shooting percentages.

Officials: Wesley Ford, Bill Jacobson, Doug Simmons
Technical fouls: Northern Ky.-None. UCF-None.
Attendance: 3374

Score by periods table with columns: 1st, 2nd, Total. Northern Ky.: 32, 21, 53. UCF: 34, 32, 66.

Last FG - NKU 2nd-02:21, UCF 2nd-02:45.
Largest lead - NKU by 1 1st-17:05, UCF by 19 2nd-10:16.
NKU led for 00:59. UCF led for 36:28. Game was tied for 02:33.
Score tied - 3 times.
Lead changed - 4 times.

Official Basketball Box Score -- Game Totals -- Final Statistics
Alabama vs UCF
11/29/18 7:00 pm at Orlando, Fla. (CFE Arena)

Alabama 64 • 5-2
Table with columns: Player, FG-FGA, 3-Ptr, FT-FTA, Rebounds, PF, TP, A TO Blk Stl, Min. Includes team totals and shooting percentages.

UCF 70 • 6-1

Table with columns: Player, FG-FGA, 3-Ptr, FT-FTA, Rebounds, PF, TP, A TO Blk Stl, Min. Includes team totals and shooting percentages.

Officials: Garrick Shanno, Ron Groover, Michael Stephens
Technical fouls: Alabama-None. UCF-None.
Attendance: 4449

Score by periods table with columns: 1st, 2nd, Total. Alabama: 25, 39, 64. UCF: 29, 41, 70.

Last FG - ALA 2nd-00:14, UCF 2nd-02:14.
Largest lead - ALA by 2 2nd-16:57, UCF by 12 1st-10:32.
ALA led for 00:29. UCF led for 37:29. Game was tied for 02:02.
Score tied - 7 times.
Lead changed - 4 times.

Official Basketball Box Score -- Game Totals -- Final Statistics
UCF vs Mizzou
12/02/18 2 PM at Mizzou Arena

UCF 62 • 6-2
Table with columns: Player, FG-FGA, 3-Ptr, FT-FTA, Rebounds, PF, TP, A TO Blk Stl, Min. Includes team totals and shooting percentages.

Mizzou 64 • 4-3

Table with columns: Player, FG-FGA, 3-Ptr, FT-FTA, Rebounds, PF, TP, A TO Blk Stl, Min. Includes team totals and shooting percentages.

Officials: Doug Shows, Pat Adams, Lee Cassell
Technical fouls: UCF-None. Mizzou-None.
Attendance:

Score by periods table with columns: 1st, 2nd, OT, Total. UCF: 27, 30, 5, 62. Mizzou: 21, 36, 7, 64.

Last FG - UCF OT-03:32, MIZ OT-01:35.
Largest lead - UCF by 8 1st-00:18, MIZ by 8 1st-12:01.
UCF led for 18:32. MIZ led for 18:01. Game was tied for 08:20.
Score tied - 8 times.
Lead changed - 10 times.



GAME 16 • UCF AT WICHITA STATE

Official Basketball Box Score -- Game Totals -- Final Statistics
Grambling vs UCF
12/08/18 1:00 pm at Orlando, Fla. (CFE Arena)

Grambling 45 • 4-5

Table with columns: #, Player, FG-FGA, 3-Ptr, Rebounds, PF, TP, A TO Blk, Stl, Min. Rows include Axel Mpooyo, Shaq Athie, Dallas Polk-Hillard, Lasani Johnson, Travon BUNCH, Nigel Riberio, Zavier Peart, Prince Moss, Devante Jackson, Team.

FG % 1st Half: 9-23 39.1% 2nd half: 8-35 22.9% Game: 17-58 29.3%
3FG % 1st Half: 3-8 37.5% 2nd half: 0-8 0.0% Game: 3-16 18.8%
FT % 1st Half: 2-4 50.0% 2nd half: 6-14 42.9% Game: 8-18 44.4%

UCF 70 • 7-2

Table with columns: #, Player, FG-FGA, 3-Ptr, Rebounds, PF, TP, A TO Blk, Stl, Min. Rows include Smith, Collin, Fall, Tacko, Taylor, B.J., Allen, Terrell, Dawkins, Aubrey, DeJesus, Ceasar, Griffin, Dayon, Grant, Xavier, Renaud, Levy, Bertz, Frank, Brown, Chad, McSpadden, Chance, Anders, Ryan, Team.

FG % 1st Half: 8-21 38.1% 2nd half: 12-28 42.9% Game: 20-49 40.8%
3FG % 1st Half: 4-7 57.1% 2nd half: 4-10 40.0% Game: 8-17 47.1%
FT % 1st Half: 10-16 62.5% 2nd half: 12-15 80.0% Game: 22-31 71.0%

Officials: Sean Casady, Jason Baker, Zelton Steed
Technical fouls: Grambling-None. UCF-None.
Attendance: 3798

Score by periods table with columns: 1st, 2nd, Total. Rows for Grambling and UCF.

Points in Paint, Off T/O, 2nd Chance, Fast Break, Bench table for GRAMMB and UCF.

Last FG - GRAMMB, 1st-05:32, UCF 1st-07:36.
Largest lead - GRAMMB by 11 1st-12:04, UCF by 8 1st-05:40.
GRAMMB led for 00:23. UCF led for 18:38. Game was tied for 00:59.

Score tied - 2 times.
Lead changed - 2 times.

Official Basketball Box Score -- Game Totals -- Final Statistics
Ga. Southern vs UCF
12/11/18 7:00 pm at Orlando, Fla. (CFE Arena)

Ga. Southern 88 • 6-3

Table with columns: #, Player, FG-FGA, 3-Ptr, Rebounds, PF, TP, A TO Blk, Stl, Min. Rows include Montae Glenn, Isaiiah Crawley, Ike Smith, Tookie Brown, Quan Jackson, Elijah McCadden, Simeon Carter, David-Lee Jones Jr., Team.

FG % 1st Half: 13-31 41.9% 2nd half: 24-37 64.9% Game: 37-68 54.4%
3FG % 1st Half: 2-7 28.6% 2nd half: 5-9 55.6% Game: 7-16 43.8%
FT % 1st Half: 3-6 50.0% 2nd half: 4-6 66.7% Game: 7-12 58.3%

UCF 95 • 8-2

Table with columns: #, Player, FG-FGA, 3-Ptr, Rebounds, PF, TP, A TO Blk, Stl, Min. Rows include Smith, Collin, Fall, Tacko, Taylor, B.J., Allen, Terrell, Dawkins, Aubrey, DeJesus, Ceasar, Griffin, Dayon, Bertz, Frank, Brown, Chad, Team.

FG % 1st Half: 16-37 43.2% 2nd half: 17-29 58.6% Game: 33-66 50.0%
3FG % 1st Half: 5-17 29.4% 2nd half: 7-10 70.0% Game: 12-27 44.4%
FT % 1st Half: 5-7 71.4% 2nd half: 12-16 75.0% Game: 17-23 73.9%

Officials: Josue Nieves, Brian Shey, Patrick Evans
Technical fouls: Ga. Southern-None. UCF-None.
Attendance: 3632

Score by periods table with columns: 1st, 2nd, Total. Rows for Ga. Southern and UCF.

Points in Paint, Off T/O, 2nd Chance, Fast Break, Bench table for Ga. Southern and UCF.

Last FG - GS 2nd-00:18, UCF 2nd-01:31.
Largest lead - GS by 5 2nd-08:36, UCF by 17 1st-02:09.
GS led for 06:11. UCF led for 30:41. Game was tied for 03:08.

Score tied - 5 times.
Lead changed - 7 times.

Official Basketball Box Score -- Game Totals -- Final Statistics
Stetson vs UCF
12/16/18 1:00 pm at Orlando, Fla. (CFE Arena)

Stetson 65 • 2-10

Table with columns: #, Player, FG-FGA, 3-Ptr, Rebounds, PF, TP, A TO Blk, Stl, Min. Rows include Abayomi Iyiola, Christian Jones, Marques Summer, Kenny Aninye, Leo Goodman, Keith Matthews, Raine McKeythron, Jahlii Rawley, Jalen Crutchfield, Ricardo Lynch, Clay Verk, Ricky Gouety, Adam Webb, Team.

FG % 1st Half: 10-34 29.4% 2nd half: 13-35 37.1% Game: 23-69 33.3%
3FG % 1st Half: 3-14 21.4% 2nd half: 4-12 33.3% Game: 7-26 26.9%
FT % 1st Half: 3-4 75.0% 2nd half: 9-12 75.0% Game: 12-16 75.0%

UCF 90 • 9-2

Table with columns: #, Player, FG-FGA, 3-Ptr, Rebounds, PF, TP, A TO Blk, Stl, Min. Rows include Smith, Collin, Fall, Tacko, Taylor, B.J., Allen, Terrell, Dawkins, Aubrey, DeJesus, Ceasar, Griffin, Dayon, Grant, Xavier, Renaud, Levy, Bertz, Frank, Brown, Chad, McSpadden, Chance, Anders, Ryan, Team.

FG % 1st Half: 13-27 48.1% 2nd half: 16-35 45.7% Game: 29-62 46.8%
3FG % 1st Half: 4-11 36.4% 2nd half: 6-17 35.3% Game: 10-28 35.7%
FT % 1st Half: 14-16 87.5% 2nd half: 8-15 53.3% Game: 22-31 71.0%

Officials: Nathan Bemis, Jason Baker, Byron Jarrett
Technical fouls: Stetson-None. UCF-None.
Attendance: 3660

Score by periods table with columns: 1st, 2nd, Total. Rows for Stetson and UCF.

Points in Paint, Off T/O, 2nd Chance, Fast Break, Bench table for STET and UCF.

Last FG - STET 2nd-00:32, UCF 2nd-02:56.
Largest lead - STET None, UCF by 32 2nd-02:56.
STET led for 00:00. UCF led for 39:41. Game was tied for 00:19.

Score tied - 0 times.
Lead changed - 0 times.

Official Basketball Box Score -- Game Totals -- Final Statistics
Illinois St. vs UCF
12/21/18 7:00 pm at Orlando, Fla. (CFE Arena)

Illinois St. 56 • 7-6

Table with columns: #, Player, FG-FGA, 3-Ptr, Rebounds, PF, TP, A TO Blk, Stl, Min. Rows include Phil Fayne, Milik Yarbrough, Zach Copeland, Keyshawn Evans, William Tinsley, Isaac Gassman, Matt Hein, Josh Jefferson, Rey Idowu, Matt Chastain, Team.

FG % 1st Half: 7-24 29.2% 2nd half: 12-29 41.4% Game: 19-53 35.8%
3FG % 1st Half: 2-12 16.7% 2nd half: 6-16 37.5% Game: 8-28 28.6%
FT % 1st Half: 2-2 100.0 2nd half: 8-11 72.7% Game: 10-13 76.9%

UCF 77 • 10-2

Table with columns: #, Player, FG-FGA, 3-Ptr, Rebounds, PF, TP, A TO Blk, Stl, Min. Rows include Brown, Chad, Fall, Tacko, Taylor, B.J., Allen, Terrell, Dawkins, Aubrey, DeJesus, Ceasar, Grant, Xavier, Renaud, Levy, Bertz, Frank, Anders, Ryan, Smith, Collin, Team.

FG % 1st Half: 16-34 47.1% 2nd half: 14-25 56.0% Game: 30-59 50.8%
3FG % 1st Half: 3-11 27.3% 2nd half: 4-7 57.1% Game: 7-18 38.9%
FT % 1st Half: 8-10 80.0% 2nd half: 2-5 40.0% Game: 10-15 66.7%

Officials: Robert Felder, K.B. Burdett Jr., Kelly Self
Technical fouls: Illinois St.-None. UCF-None.
Attendance: 3885

Score by periods table with columns: 1st, 2nd, Total. Rows for Illinois St. and UCF.

Points in Paint, Off T/O, 2nd Chance, Fast Break, Bench table for ILS and UCF.

Last FG - ILS 2nd-00:46, UCF 2nd-00:27.
Largest lead - ILS None, UCF by 29 2nd-14:40.
ILS led for 00:00. UCF led for 37:33. Game was tied for 01:59.

Score tied - 0 times.
Lead changed - 0 times.



GAME 16 • UCF AT WICHITA STATE

Official Basketball Box Score -- Game Totals -- Final Statistics Temple vs UCF 01/02/19 7:00 pm at Orlando, Fla. (CFE Arena)

Temple 73 • 10-3

#	Player	Total		3-Ptr		Rebounds			PF	TP	A	TO	Blk	Stl	Min
		FG-FGA	FG-FGA	FG-FGA	FT-FTA	Off	Def	Tot							
01	Quinton Rose	f	7-13	3-5	0-0	0	4	4	2	17	4	4	0	4	38
22	DeVondre Perry	f	2-2	1-1	0-0	0	0	0	4	5	2	3	1	2	27
24	Ernest Afiaquai	c	1-3	0-0	0-0	1	3	4	2	2	0	2	1	4	32
10	Shizz Alston, Jr.	g	4-15	4-12	6-6	1	2	3	4	18	3	2	0	1	37
15	Nate Pierre-Louis	g	7-11	3-4	4-7	0	1	1	3	21	4	0	0	0	28
00	Alani Moore II		1-4	1-2	0-0	1	0	1	3	3	4	1	0	1	16
04	J.P. Moorman II		1-3	1-3	2-2	0	3	3	3	5	2	0	0	0	13
21	Justyn Hamilton		1-2	0-0	0-0	1	2	3	0	2	0	0	1	0	9
Team						3	1	4							
Totals			24-53	13-27	12-15	7	16	23	21	73	19	14	3	12	200

FG % 1st Half: 10-28 35.7% 2nd half: 14-25 56.0% Game: 24-53 45.3% Deadball Rebounds 1
 3FG % 1st Half: 6-13 46.2% 2nd half: 7-14 50.0% Game: 13-27 48.1%
 FT % 1st Half: 2-2 100.0 2nd half: 10-13 76.9% Game: 12-15 80.0%

UCF 78 • 11-2

#	Player	Total		3-Ptr		Rebounds			PF	TP	A	TO	Blk	Stl	Min
		FG-FGA	FG-FGA	FG-FGA	FT-FTA	Off	Def	Tot							
35	Smith, Collin	f	5-8	0-1	2-2	0	4	4	3	12	1	1	0	2	24
24	Fall, Tacko	c	7-9	0-0	2-6	6	5	11	3	16	2	1	3	0	31
01	Taylor, B.J.	g	7-12	3-7	7-12	0	1	1	2	24	2	3	0	0	36
02	Allen, Terrell	g	3-4	1-1	4-5	1	4	5	0	11	7	4	0	1	34
15	Dawkins, Aubrey	g	5-9	0-2	0-2	0	3	3	3	10	3	0	0	0	35
04	DeJesus, Ceasar	g	0-0	0-0	0-0	0	0	0	1	0	1	3	0	1	14
10	Griffin, Dayon		1-1	0-0	0-0	0	2	2	1	2	1	1	0	0	10
20	Bertz, Frank		0-0	0-0	0-0	0	0	0	1	0	0	1	0	0	3
21	Brown, Chad		1-5	0-0	1-1	0	2	2	1	3	0	0	0	0	13
Team						1	2	3							
Totals			29-48	4-11	16-28	8	23	31	15	78	17	14	3	4	200

FG % 1st Half: 16-26 61.5% 2nd half: 13-22 59.1% Game: 29-48 60.4% Deadball Rebounds 7,1
 3FG % 1st Half: 2-6 33.3% 2nd half: 2-5 40.0% Game: 4-11 36.4%
 FT % 1st Half: 3-6 50.0% 2nd half: 13-22 59.1% Game: 16-28 57.1%

Officials: Chuck Jones, Clarence Armstrong, Anthony Jordan
 Technical fouls: Temple-None. UCF-None.
 Attendance: 3884

Score by periods	1st	2nd	Total
Temple	28	45	73
UCF	37	41	78

Points	In Paint	Off T/O	2nd Chance	Fast Break	Bench
TEM	16	9	13	15	10
UCF	44	20	12	14	5

Last FG - TEM 2nd-00:09, UCF 2nd-02:21.
 Largest lead - TEM by 3 1st-07:16, UCF by 13 2nd-08:41.
 TEM led for 04:32. UCF led for 34:30. Game was tied for 00:26.

Score tied - 1 time.
 Lead changed - 6 times.

Official Basketball Box Score -- Game Totals -- Final Statistics UCF vs UConn 01/05/19 12:00 pm at Storrs, Conn.

UCF 65 • 12-2

#	Player	Total		3-Ptr		Rebounds			PF	TP	A	TO	Blk	Stl	Min
		FG-FGA	FG-FGA	FG-FGA	FT-FTA	Off	Def	Tot							
35	Smith, Collin	f	1-2	0-1	1-1	0	2	2	2	3	1	2	0	1	18
24	Fall, Tacko	c	1-1	0-0	1-3	0	5	5	4	3	1	4	2	1	28
01	Taylor, B.J.	g	2-7	1-2	7-12	0	2	2	1	12	3	5	0	1	38
02	Allen, Terrell	g	1-5	0-2	6-6	0	3	3	1	8	4	1	0	3	30
15	Dawkins, Aubrey	g	9-13	2-4	3-4	0	4	4	1	23	1	2	0	0	38
04	DeJesus, Ceasar	g	1-1	1-1	0-0	0	0	0	0	3	0	1	0	0	7
10	Griffin, Dayon		3-3	1-1	2-3	0	1	1	1	9	0	1	0	0	20
20	Bertz, Frank		0-0	0-0	0-0	0	0	0	0	0	1	0	0	0	5
21	Brown, Chad		2-3	0-0	0-0	0	3	3	2	4	0	0	1	2	16
Team						0	3	3							
Totals			20-35	5-11	20-29	0	23	23	12	65	11	16	3	12	200

FG % 1st Half: 11-18 61.1% 2nd half: 9-17 52.9% Game: 20-35 57.1% Deadball Rebounds 3,1
 3FG % 1st Half: 3-7 42.9% 2nd half: 2-4 50.0% Game: 5-11 45.5%
 FT % 1st Half: 8-11 72.7% 2nd half: 12-18 66.7% Game: 20-29 69.0%

UConn 53 • 9-6

#	Player	Total		3-Ptr		Rebounds			PF	TP	A	TO	Blk	Stl	Min
		FG-FGA	FG-FGA	FG-FGA	FT-FTA	Off	Def	Tot							
12	Tyler Polley	f	1-5	0-3	0-2	2	3	5	2	2	2	0	0	1	22
25	Josh Carlton	f	1-2	0-0	0-0	2	0	2	3	2	0	1	0	1	16
01	Christian Vital	g	7-13	1-5	0-0	2	3	5	3	15	0	5	0	2	34
03	Alterique Gilbert	g	6-19	4-8	2-2	1	3	4	4	18	1	3	0	0	33
04	Jalen Adams	g	2-10	1-1	3-3	3	0	3	3	8	4	3	0	1	37
00	Eric Cobb		1-3	0-0	2-2	2	6	8	4	4	2	4	0	0	22
02	Tarin Smith		1-5	0-2	0-0	0	0	0	3	2	0	0	0	0	21
10	Brendan Adams		0-1	0-1	0-0	0	0	0	0	0	0	0	0	0	1
15	Sidney Wilson		0-1	0-0	2-2	1	1	2	2	2	0	1	0	0	14
Team						4	4	8							
Totals			19-59	6-20	9-11	17	20	37	24	53	9	18	0	5	200

FG % 1st Half: 11-26 42.3% 2nd half: 8-33 24.2% Game: 19-59 32.2% Deadball Rebounds 1,1
 3FG % 1st Half: 4-9 44.4% 2nd half: 2-11 18.2% Game: 6-20 30.0%
 FT % 1st Half: 4-4 100.0 2nd half: 5-7 71.4% Game: 9-11 81.8%

Officials: Peter Juzenas, Byron Jarrett, Terry Wymer
 Technical fouls: UCF-None. UConn-None.
 Attendance: 10541

Score by periods	1st	2nd	Total
UCF	33	32	65
UConn	30	23	53

Points	In Paint	Off T/O	2nd Chance	Fast Break	Bench
UCF	22	20	0	14	16
UCONN	18	19	6	7	8

Last FG - UCF 2nd-05:11, UCONN 2nd-00:45.
 Largest lead - UCF by 14 2nd-02:40, UCONN by 7 1st-16:17.
 UCF led for 30:46. UCONN led for 06:22. Game was tied for 02:38.

Score tied - 4 times.
 Lead changed - 7 times.

Official Basketball Box Score -- Game Totals -- Final Statistics East Carolina vs UCF 01/13/19 4:00 pm at Orlando, Fla. (CFE Arena)

East Carolina 65 • 8-8; 1-3

#	Player	Total		3-Ptr		Rebounds			PF	TP	A	TO	Blk	Stl	Min
		FG-FGA	FG-FGA	FG-FGA	FT-FTA	Off	Def	Tot							
01	Jayden Gardner	f	12-21	1-2	10-16	7	13	20	3	35	1	2	0	1	38
03	Seth LeDay	f	0-3	0-1	3-6	1	3	4	3	3	1	2	0	0	24
00	Isaac Fleming	g	2-4	0-1	0-0	0	1	1	5	4	4	4	0	2	25
02	K.J. Davis	g	1-8	1-5	0-0	0	4	4	4	3	1	1	0	0	25
55	Shawn Williams	g	4-12	3-8	1-1	0	1	1	5	12	2	2	0	1	31
05	Tyler Foster		2-5	0-1	0-1	0	2	2	4	4	1	0	0	1	32
10	Tae Hardy		0-0	0-0	0-0	0	0	0	1	0	1	0	0	0	5
32	Dimitri Spasojevic		2-4	0-0	0-0	0	3	3	3	4	0	2	0	0	13
41	Addison Hill		0-0	0-0	0-0	0	0	0	1	0	1	1	0	0	2
52	Justice Obasohan		0-1	0-1	0-0	0	0	0	2	0	0	0	0	0	5
Team						2	1	3							
Totals			23-58	5-19	14-24	10	28	38	31	65	12	14	0	5	200

FG % 1st Half: 10-28 35.7% 2nd half: 13-30 43.3% Game: 23-58 39.7% Deadball Rebounds 5,1
 3FG % 1st Half: 2-10 20.0% 2nd half: 3-9 33.3% Game: 5-19 26.3%
 FT % 1st Half: 4-6 66.7% 2nd half: 10-18 55.6% Game: 14-24 58.3%

UCF 76 • 13-2; 3-0

#	Player	Total		3-Ptr		Rebounds			PF	TP	A	TO	Blk	Stl	Min
		FG-FGA	FG-FGA	FG-FGA	FT-FTA	Off	Def	Tot							
35	Smith, Collin	f	5-7	2-3	0-0	1	7	8	5	12	1	2	0	1	21
24	Fall, Tacko	c	4-5	0-0	2-10	4	3	7	2	10	0	1	2	0	30
01	Taylor, B.J.	g	2-12	0-6	10-12	1	1	2	4	14	6	2	0	3	33
02	Allen, Terrell	g	3-5	1-2	2-6	0	8	8	2	9	3	3	0	4	30
15	Dawkins, Aubrey	g	6-14	2-8	4-5	1	5	6	4	18	3	1	1	1	29
04	DeJesus, Ceasar	g	0-1	0-0	0-0	0	0	0	0	0	0	1	0	0	5
10	Griffin, Dayon		1-5	1-4	1-2	2	1	3	0	4	0	0	0	1	16
20	Bertz, Frank		0-2	0-2	0-0	0	0	0	1	0	0	1	0	0	11
21	Brown, Chad		3-7	0-0	3-6	5	3	8	1	9	0	0	0	1	25
Team						2	1	3							
Totals			24-58	6-25	22-41	16	29	45	19	76	13	11	3	11	200

FG % 1st Half: 14-29 48.3% 2nd half: 10-29 34.5% Game: 24-58 41.4% Deadball Rebounds 8,1
 3FG % 1st Half: 3-13 23.1% 2nd half: 3-12 25.0% Game: 6-25 24.0%
 FT % 1st Half: 7-15 46.7% 2nd half: 15-26 57.7% Game: 22-41 53.7%

Officials: Keith Kimble, Michael Roberts, Ted Valentin
 Technical fouls: East Carolina-None. UCF-None.
 Attendance: 4692

Score by periods	1st	2nd	Total
East Carolina	26	39	65
UCF	38	38	76

Points	In Paint	Off T/O	2nd Chance	Fast Break	Bench
ECU	22	14	9	12	8
UCF	24	12	17	24	13

Last FG - ECU 2nd-00:14, UCF 2nd-01:06.
 Largest lead - ECU None, UCF by 21 2nd-16:26.
 ECU led for 00:00. UCF led for 38:53. Game was tied for 00:44.

Score tied - 1 time.
 Lead changed - 0 times.