



GAME 26 • UCF VS SMU

Director, Strategic Communications: Daniel Forcella | Cell: (207) 650-6790 | Email: dforcella@athletics.ucf.edu

Assistant Director, Strategic Communications: Kelly Cartner | Cell: (248) 978-5201 | Email: kcartner@athletics.ucf.edu

GAME INFORMATION

Date Sunday, Feb. 24
 Time 12 p.m.
 Site Orlando, Fla.
 Stadium CFE Arena
 Capacity 10,000
 TV CBS Sports Network
 Play-by-Play Rich Waltz
 Analyst Dan Dickau
 Radio FM96.9/AM740 The Game
 Play-by-Play Marc Daniels
 Analyst Taylor Young
 Twitter @UCF_MBB
 Hashtag #ChargeOn

SCHEDULE/RESULTS

O29	Flagler&		W, 86-69
N6	Rider	ESPN3	W, 84-70
N11	FAU	ESPN3	L, 80-79
N15	vs. Cal State Fullerton#	ESPN3	W, 68-52
N16	vs. Saint Joseph's#	ESPN2	W, 77-57
N18	vs. Western Kentucky#	ESPN2	W, 78-62
N24	Northern Kentucky	ESPN3	W, 66-53
N29	Alabama	ESPNU	W, 70-64
D2	at Missouri	ESPNU	L, 64-62 (ot)
D8	Grambling	ESPN3	W, 70-45
D11	Georgia Southern	ESPN3	W, 95-88
D16	Stetson	ESPN3	W, 90-65
D21	Illinois State	ESPN3	W, 77-56
J2	Temple*	ESPNNews	W, 78-73
J5	at UConn*	ESPNNews	W, 65-53
J13	ECU*	ESPNU	W, 76-65
J16	at Wichita State*	CBSSN	L, 75-67
J19	Tulsa*	ESPNU	W, 64-62
J23	at Tulane*	ESPN3	W, 75-50
J27	at Memphis*	CBSSN	L, 77-57
J31	UConn*	ESPNU	W, 73-67
F7	#12/12 Houston*	CBSSN	L, 77-68
F10	at SMU*	ESPNNews	W, 71-65
F13	S. Florida*	ESPNNews	W, 78-65
F16	Memphis*	ESPN2	W, 79-72
F21	at Cincinnati*	ESPN2	L, 60-55
F24	SMU*	CBSSN	12 p.m.
F27	at S. Florida*	ESPN3	7 p.m.
M2	at Houston*	ESPN	4 p.m.
M7	Cincinnati*	ESPN/2	7 p.m.
M9	at Temple*	ESPN2/News	4 p.m.
M14	AAC First Round%	TBD	TBD
M15	AAC Quarterfinals%	TBD	TBD
M16	AAC Semifinals%	TBD	TBD
M17	AAC Finals%	TBD	TBD

* American Athletic Conference contest
 & Exhibition contest
 # Myrtle Beach Invitational
 % American Athletic Conference Tournament
 All times Eastern



UCF KNIGHTS (19-6, 9-4)

Head Coach: Johnny Dawkins (Duke, 1986)

Record at UCF: 62-31 (3rd Season)

Overall Record: 218-146 (11th Season)

SMU MUSTANGS (13-12, 5-8)

Head Coach: Tim Jankovich (Kansas State, 1982)

Record at SMU: 57-23 (3rd Season)

Overall Record: 226-154 (12th Season)

UCFACTS

SETTING THE SCENE

- The Knights aim to rebound after a tough road loss at No. 25 Cincinnati when they take on SMU at home Sunday afternoon.
- Prior to the defeat at the hands of the Bearcats, UCF had won three in a row, starting with a road victory at SMU.
- The Knights are tied for third place in The American standings at 9-4 and sit at 19-6 overall. A win on Sunday would give UCF its second 20-win season in the last three years.

MEETING WITH MUSTANGS; PART II

- SMU leads the all-time series against UCF 11-8, but the Knights have won the last two meetings against the Mustangs.
- Last season, UCF held SMU to a program-record tying 37 points in a 52-37 home victory.
- On Feb. 10 of this season, the Knights won 71-65 in Dallas behind a season-high 26 points from Aubrey Dawkins.
- SMU comes to Orlando at 13-12 overall and 5-8 in league play after defeating UConn at home Thursday night.
- Jahmal McMurray leads the Mustangs and ranks fifth in the league with 18.0 points per game.

BATTLED BEARCATS

- UCF went to Cincinnati and nearly handed the Bearcats just their third home loss in the last three years, but ultimately fell 60-55 at Fifth Third Arena on Thursday.
- Aubrey Dawkins scored 15 of his game-high 18 points in the second half, but it wasn't enough as 15 first half turnovers allowed the Bearcats to gain the early advantage.
- Terrell Allen led the way defensively, holding the league's leading scorer - Jarron Cumberland - to just 11 points, eight less than his season average.
- UCF has another chance at Cincinnati, hosting the Bearcats on March 7 for Senior Day.

THREE IN A ROW

- Before falling to Cincinnati, the Knights had won three straight games and had a different leading scorer in each of the three games.
- Aubrey Dawkins led UCF to the win in Dallas, scoring a season-high 26 points on 9-of-12 shooting from the field against SMU.
- It was Taco Fall leading the way in the win over South Florida, scoring a season-high 21 points with nine rebounds and five blocked shots. Fall set a UCF record with 21 free throw attempts.
- On Saturday, BJ Taylor led the Knights to the win over Memphis with 25 points, five rebounds and five assists.

A UCF WIN WOULD

- Be better than a loss
- Top last year's overall and conference win total with four regular season games to play
- Give the Knights their third straight win over SMU and ninth overall
- Be UCF's third straight win at home and improve the Knights to 14-2 at home this season
- Give the Knights a 10-4 record in the AAC, their best start since joining the league

RECORD BREAKDOWN

Overall	19-6
The American	9-4
Non-Conference	10-2
Home	13-2
Away	3-4
Neutral	3-0

Twitter: @UCF_MBB | Instagram: UCF.MBB | Facebook: /UCFMensBasketball



BY THE NUMBERS

KNIGHTS		STANGS
72.9	POINTS »	73.9
64.7	« DEFENSE	69.1
+8.2	« MARGIN	+4.8
46.8	« FG%	44.7
39.6	« FG% DEFENSE	43.2
6.8	THREES »	8.5
35.3	« 3FG%	34.6
32.3	« 3FG% DEFENSE	35.9
63.6	FT% »	72.1
+1.2	REB MARGIN »	+4.5
13.4	ASSISTS »	14.6
11.6	TOS »	11.1
1.2	AST-TO »	1.3
6.1	STEALS »	6.2
4.8	« BLOCKS	4.0

SERIES INFORMATION

Overall:.....SMU, 11-8
 in Dallas:.....SMU, 7-2
 in Orlando:.....UCF, 5-3
 at Neutral location:.....Tied, 1-1
 Streak:..... UCF won 2
 Last meeting:..... UCF 71, UCF 65
 Feb. 10, 2019
 Last SMU win:.....SMU 56, UCF 51
 Dec. 27, 2017

UCF and SMU have met 19 times since the series first began on Feb. 18, 2006 when the Mustangs won 77-55 in Dallas.

The Knights then won six of the next eight meetings while the two teams played together in Conference USA.

When the two teams joined the American Athletic Conference, SMU took over, winning eight straight games against the Knights, before UCF finally got back at the Mustangs.

Last season, UCF won 52-37 in Orlando, tying a program record for fewest points allowed in a game.

Back on Feb. 10 of this season, the Knights won their second straight against the Mustangs, 71-65, in Dallas.

Aubrey Dawkins led UCF in the victory with a season-high 26 points on 9-of-12 shooting, while Collin Smith added 18 points and 10 rebounds.

KNIGHT NOTES

OFFENSIVE EFFICIENCY

- Known for their defense the last few years under Johnny Dawkins, the Knights have been extremely efficient offensively in 2018-19.
- UCF is only eighth in The American with 72.9 points per game, but the Knights lead the league in field goal percentage, shooting 46.8 percent from the floor.
- The Knights have shot over 50 percent nine times and under 40 percent just twice this season.
- In the win over Temple on Jan. 2, the Knights shot a season-high 60.4 percent from the field.
- Last season, UCF held a 0.8 assist-to-turnover ratio, but in 2018-19, the Knights have a 1.2 assist-to-turnover ratio.

DOMINATING DEFENSE

- It's the defense that has dominated under Dawkins though, holding opponents to a combined 38.10 percent from the floor the previous two seasons, which led the nation during that time.
- Only two teams in the nation were ranked in the top six in scoring defense in both 2016-17 and 2017-18, UCF and Virginia.
- The Knights led the nation in defensive field goal percentage in 2016-17, holding opponents to 36.5 percent, and in 2017-18 they ranked third in the nation in scoring defense at 61.7.
- UCF ranks second in The American in field goal percentage defense (39.6) and third in scoring defense (64.7), having held seven opponents to less than 60 points.
- The Knights are 9-1 when allowing 63 points or less and 7-0 when holding opponents to less than 36 percent shooting from the field.

HOLDING THE LEAD

- The veteran group for UCF has been solid in holding a lead in 2018-19.
- UCF is a perfect 19-0 when leading with two minutes remaining in the game.
- Conversely, the Knights are 0-6 when tied or trailing with two minutes left on the clock.

TAKING CARE OF THE BALL

- UCF is much improved this season in not turning the ball over, ranking 34th in all of NCAA Division I with just 294 turnovers.
- With 11.6 turnovers per game, the Knights would destroy the program record for fewest turnovers per game in a season if it ended today (13.0).
- UCF has had five games this season with single digit turnovers, including a season-best of six against Stetson.

TACKO TIME

- Tacko Fall leads The American and ranks seventh in the nation with 2.72 blocks per game.
- He also leads the league with a 76.4 field goal percentage and would lead the nation if he made enough field goals per game to qualify.
- Accumulating 263 blocks in his career, Fall has taken over the all-time lead in career blocks at UCF, passing Keith Clanton (227).
- The 7-foot-6 center was named to the Myrtle Beach Invitational's All-Tournament Team and was on the Kareem Abdul-Jabbar Award Preseason Watch List for the nation's best center.
- The Knights are 14-1 this season when Fall scores in double figures.
- Fall became the 20th member of UCF's 1,000-Point Club with 13 points against Houston.
- In the win over South Florida, Fall scored a season-high 21 points and set a UCF record with 21 free throw attempts.

FALL FACTS

- Among the 40 tallest living human beings in the world.
- At 7-foot-6, he is the tallest player in NCAA Division I basketball and taller than any NBA player.
- Hand Length: 10.5 inches | Wingspan: 8 feet, 4 inches | Shoe Size: 22
- Successfully won all 25 tipoffs this season and each of the last 29 dating back to last season.

AWESOME AUBREY

- Aubrey Dawkins has been named the American Athletic Conference Player of the Week twice, and earned American Weekly Honor Roll accolades once this season.
- He is currently second on the team and 12th in The American with 15.4 points per game.
- Dawkins is also fourth on the team 5.0 rebounds per game.
- His 79.2 percent mark from the free throw line leads the Knights and ranks fifth in the AAC.
- Dawkins scored in double figures in his first 18 games as a Knight, the first player to do so in UCF's Division I era, and has scored in double figures in 23 of 25 games this season.
- He went for a season-high 26 points on 9-of-12 shooting in the win at SMU on Feb. 10.



QUICK FACTS

UCF INFORMATION

Location	Orlando, Fla.
Founded	1963
Enrollment	67,000+
Nickname	Knights
Colors	Black and Gold
Conference	American Athletic
President	Dr. Dale Whittaker
Director of Athletics	Dr. Daniel J. White
Athletics Phone	(407) 823-2261
Ticket Office Phone	(407) 823-1000

CFE ARENA

Capacity	10,000
Year Opened	2007
Press Row Phone	(407) 823-2477

BASKETBALL HISTORY

First Year of Basketball	1969-70
First Year in Division I	1984-85
First Year in AAC	2013-14
All-Time Record	758-619/811-619*
NCAA Tournaments/Last	Four/2005

*2008-09 (17-14), 2009-10 (15-17), 2010-11 (21-12)
victories were vacated due to NCAA sanctions

TEAM INFORMATION

2017-18 Record	19-13
Conference Record/Finish	9-9/6th
Home Record	12-4
Road Record	5-7
Neutral Record	2-2
Conference Tournament	Quarterfinals
Postseason	--
Starters Returning/Lost	4/1
Letterwinners Returning/Lost	9/2
Newcomers	6

STRATEGIC COMMUNICATIONS

Director (MBB, Primary)	Daniel Forcella
Office Phone	(407) 823-2142
Cell Phone	(207) 650-6790
Email	dforcella@athletics.ucf.edu
Assistant Director (MBB, Secondary)	Kelly Cartner
Office Phone	(407) 823-6489
Email	kcartner@athletics.ucf.edu
Mailing Address	Spectrum Stadium 4465 Knights Victory Way Orlando, FL 32816
Website	www.UCFKnights.com
Twitter	@UCF_MBB
Instagram	UCF.MBB
Facebook	/UCFMensBasketball

KNIGHT NOTES

BIG SHOT BARRY

- BJ Taylor has led UCF in scoring each of his three seasons on the court, and now his 16.7 points per game leads the Knights and ranks eighth in The American in 2018-19.
- The Orlando native was named the Preseason Player of the Year and Preseason First Team All-Conference in The American.
- If he continues pace, Taylor could become the first player in UCF's D1 era to average 15+ points per game in three consecutive seasons.
- With a knack of getting to the line, Taylor ranks second all-time at UCF with 417 free throws made and is 19th in the nation this season with 148 free throws made.
- He also ranks seventh all-time with 303 assists and 10th with 166 three-pointers.
- Over the last five games, Taylor has totaled 29 assists and just seven turnovers.

TAYLOR ALREADY IN THE CLUB

- Taylor became the 19th player in UCF history to join the 1,000-Point Club when he achieved the feat Feb. 21, 2018 at Tulsa.
- Taylor scored 1,000 points in just 66 games, believed to be the third fastest in UCF's Division I history behind Ken Leeks (1988-92) and Darryl Davis (1991-95).
- He now has 1,509 in his career, passing former teammate Matt Williams, Marcus Jordan and most recently D'Quarius Stewart for ninth place in program history.
- Taylor is one of just four players in UCF history to rank in the top 10 in program history in both points and assists.

BATTLING ON THE BOARDS

- The Knights hold a slight +1.2 advantage in rebounds over their opponents, but when they're doing it well it leads to wins.
- UCF is 15-0 on the season when outrebounding its opponent, and 17-0 when matching or bettering its opponent's rebound total.
- The Knights rank eighth in the league with 36.4 rebounds per game and are seventh in rebounding defense, allowing 35.2 per contest.

MR. SMITH GOES TO THE HOLE

- Collin Smith has been a key contributor in his first season on the court for the Knights, starting all but one game.
- The 6-foot-11 versatile forward is fourth on the team with 8.0 points per game and third with 5.1 rebounds per contest.
- After starting the year 13-of-30, has shot 38-of-49 (77.6%) from the free throw line since Dec. 2
- Scored a season-high 18 points, dished out a career-high five assists and grabbed 10 boards for his third double-double of the season in the win at SMU on Feb. 10.

TERRELL TERRIFIC

- Terrell Allen has had a stellar 2018-19 campaign, averaging 7.2 points and ranking seventh in The American with 4.0 assists per game.
- Allen also ranks fourth in the league and 27th in the nation with a 2.73 assist-to-turnover ratio.
- He has had at least four assists in all but eight games this season.
- Allen is shooting lights out beyond the arc, converting 22 of his 50 attempts on the year.
- The point guard had a career day in the win over Saint Joseph's in the semifinal of the Myrtle Beach Invitational, scoring a career-high 22 points on a career-best four three-pointers.

BEATEN BY BUZZER

- The Knights are 19-6 on the season, but two of their six losses came from buzzer-beaters.
- The Black and Gold's first loss was to FAU as an Owl airball led to a buzzer-beating putback with no time on the clock.
- The team's second non-conference defeat was on the road at Missouri, which needed a three-pointer with no time left on the clock to send the game into overtime.

FASTEST TO FIFTY

- With the win over Grambling State, Johnny Dawkins eclipsed 50 victories as the head coach at the University of Central Florida.
- He is the fastest head coach to 50 wins in UCF's Division I era.
- Dawkins has won 218 games in his career overall.

RECORD BY LINEUP

GUARD	GUARD	GUARD	FORWARD	CENTER	RECORD
Terrell Allen	B.J. Taylor	Aubrey Dawkins	Collin Smith	Tacko Fall	18-6
Terrell Allen	B.J. Taylor	Aubrey Dawkins	Chad Brown	Tacko Fall	1-0



LAST TIME VS. SMU

UCF 71 • SMU 65
FEBRUARY 10 • DALLAS, TEXAS

Official Basketball Box Score -- Game Totals -- Final Statistics
UCF vs SMU
02/10/19 1:00 pm at Dallas, Texas (Moody Coliseum)

UCF 71 • 17-5; 7-3

Box score table for UCF with columns for Player, FG-FGA, 3-Ptr, Rebounds, PF, TP, A, TO, Blk, Stl, Min.

Summary statistics for UCF: FG % 1st Half, 2nd half, Game; 3FG % 1st Half, 2nd half, Game; FT % 1st Half, 2nd half, Game; Deadball Rebounds.

SMU 65 • 12-11; 4-7

Box score table for SMU with columns for Player, FG-FGA, 3-Ptr, Rebounds, PF, TP, A, TO, Blk, Stl, Min.

Summary statistics for SMU: FG % 1st Half, 2nd half, Game; 3FG % 1st Half, 2nd half, Game; FT % 1st Half, 2nd half, Game; Deadball Rebounds.

Officials: Bill Ek, Kelly Self, Randy Heimernan
Technical fouls: UCF-None. SMU-None.
Attendance: 5989

Score by periods table with columns for 1st, 2nd, Total.

Points in paint table with columns for In Paint, Off T/O, 2nd Chance, Fast Break, Bench.

Last FG - UCF 2nd-02:01, SMU 2nd-00:25.
Largest lead - UCF by 12 2nd-17:55, SMU by 2 1st-10:39.
UCF led for 36:59. SMU led for 00:54. Game was tied for 02:03.

Score tied - 2 times.
Lead changed - 2 times.



GAME RECAP

DALLAS (UCFknights.com) – Aubrey Dawkins scored a season-high 26 points, Collin Smith had a season-high 18 points with 10 rebounds, and the UCF men’s basketball team earned its third road conference win of the season, defeating SMU 71-65 in Dallas Sunday afternoon.

“I thought we did a lot of things right,” UCF head coach Johnny Dawkins said after the game. “I thought offensively we moved the ball well. It was evident by 16 assists. We defended well when we had to.”

With the win the Knights improved to 17-5 on the season and remain in third place in the American Athletic Conference Standings at 7-3.

It was just UCF’s second win at SMU in the history of the series between the two teams. The Mustangs had previously held a 7-1 advantage in games played in Dallas. It’s the Knights’ second straight overall against SMU, having set a program record for points allowed in a 52-37 home victory last season.

On Sunday, the Knights got out to a fast start thanks to Aubrey Dawkins and Tacko Fall, who scored UCF’s first 16 points of the game and gave the Black and Gold an early 16-8 advantage.

Dawkins knocked down two early three-pointers and had 14 of his 26 points in the first half, shooting 5-of-7 from the field.

Fall, meanwhile, converted two conventional three-point plays early on, making both of his free throw attempts. The big man scored all of his 10 points in the first half as the Knights led 36-28 at the break.

UCF extended its lead to 12 points multiple times early in the second half, as Smith helped

lead the way. The 6-foot-11 forward scored six of the Knights’ first eight points in the final 20 minutes and knocked down all four of his attempts from the stripe.

“After last game, he bounced back as about as good as you can,” Dawkins said of Smith. “He was terrific. He carried us during stretches of the second half. I look at the rebounds, I look at his assist numbers. He was terrific.”

Smith added a game-high 10 rebounds for his fourth career double-double and third of the season. He also chipped in with a career-high five assists.

UCF, which shot 52.0 percent from the floor as a team – the seventh time this season the Knights have been at 50.0 percent or better – benefited from the superior guard play of BJ Taylor.

Taylor, who leads UCF in scoring at 17.1 points per game, had one of his best outings of the season with just eight points. It marked just the second time this year he’s failed to score in double figures, but it didn’t matter.

“He played a great floor game,” Dawkins said of Taylor. “They try to take things away from you and he’s our biggest weapon, so they want to take him away. When that happens, and you’re a point guard, you need to make the guys around you better.”

Taylor had seven assists for the second straight game and recorded just two turnovers, while knocking down 2-of-4 attempts from beyond the arc.

As a team, the Knights also shot 43.8 percent from three-point range and 92.3 percent from the free throw line.



NUMERICAL ROSTER

No.	Name	Pos.	Ht.	Wt.	Pos.	Hometown/High School/Last College
0	Yuat Alok*	C	6-11	225	Jr.	Auckland, New Zealand/Impact Academy [Fla.]/Chipola CC/TCU
1	BJ Taylor	G	6-2	195	r-Sr.	Orlando, Fla. (Boone)
2	Terrell Allen	G	6-3	185	r-Jr.	Upper Marlboro, Md. (DeMatha Catholic/Drexel)
3	Dre Fuller Jr.	G	6-5	210	Fr.	Fayetteville, N.C. (Admiral Farragut [Fla.])
4	Cesar DeJesus	G	6-2	190	r-So.	West New York, N.J. (Mt. Zion Prep [Md.])
5	Myles Douglas	F	6-8	215	So.	Edgewood, Md. (Aberdeen)
10	Dayon Griffin	G	6-4	210	r-Sr.	St. Petersburg, Fla. (St. Petersburg/Louisiana Tech)
12	Xavier Grant	G	6-3	180	Fr.	Fort Lauderdale, Fla. (American Heritage)
13	Levy Renaud	G	6-2	180	Fr.	Fort Lauderdale, Fla. (NSU University School)
14	Ibrahim Famouke Doumbia*	F	6-7	205	So.	Bamako, Mali (Miami Country Day/South Carolina)
15	Aubrey Dawkins	G	6-6	205	r-Jr.	Durham, N.C. (New Hampton Prep [N.H.]/Michigan)
20	Frank Bertz	G	6-5	180	Jr.	Hesperia, Calif. (Sultana/East Los Angeles College)
21	Chad Brown	F	6-9	245	Sr.	Deltona, Fla. (Deltona)
22	Chance McSpadden	G	6-4	185	r-Jr.	Winter Haven, Fla. (Winter Haven)
24	Tacko Fall	C	7-6	310	Sr.	Dakar, Senegal (Liberty Christian Prep [Fla.])
25	Ryan Anders	F	6-6	220	Fr.	Tampa, Fla. (Wharton)
31	Anthony Catotti	G	6-4	200	r-Sr.	Oviedo, Fla. (Seminole)
35	Collin Smith	F	6-11	240	r-So.	Jacksonville, Fla. (Bolles School/George Washington)

*ineligible for 2018-19 due to NCAA transfer rules


Head Coach: Johnny Dawkins (Duke, 1986), Third Year
Assistant Coach: Kevin Norris (Miami, 1998), Third Year
Assistant Coach: Vince Taylor (Duke, 1982), Second Year
Assistant Coach: Robbie Laing (Troy, 1982), Third Year
Director of Operations: Jimmy Drew (DePaul, 2011), Third Year
Director of Player Development: Kelvin Johnson (Richmond, 1985), Second Year
Video Coordinator: Jaycob Ammerman (Flagler, 2013), Third Year
Director of Sports Performance: Alex Parr (Maryland, 2006), Third Year
Athletic Trainer: Jarrett Schweim (Florida, 2006), Fifth Year
Equipment Manager: John Whitford (Manchester, 1995), 16th Year



B.J. TAYLOR
 #1 • G • r-Sr. • 6-2
 Orlando, Fla.




TERRELL ALLEN
 #2 • G • r-Jr. • 6-3
 Upper Marlboro, Md.



DRE FULLER JR.
 #3 • G • Fr. • 6-5
 Fayetteville, N.C.



CEASAR DEJESUS
 #4 • G • r-So. • 6-2
 West New York, N.J.



MYLES DOUGLAS
 #5 • F • So. • 6-8
 Edgewood, Md.



DAYON GRIFFIN
 #10 • G • r-Sr. • 6-4
 St. Petersburg, Fla.




AUBREY DAWKINS
 #15 • G • r-Jr. • 6-6
 Durham, N.C.



FRANK BERTZ
 #20 • G • Jr. • 6-5
 Hesperia, Calif.




CHAD BROWN
 #21 • F • Sr. • 6-9
 Deltona, Fla.



CHANCE MCSPADDEN
 #22 • G • r-Jr. • 6-4
 Winter Haven, Fla.



TACKO FALL
 #24 • C • Sr. • 7-6
 Dakar, Senegal



COLLIN SMITH
 #35 • F • r-So. • 6-11
 Jacksonville, Fla.



JOHNNY DAWKINS
 Head Coach
 Third Season

ALPHABETICAL

No.	Name	Yr.
2	Terrell Allen	r-Jr.
0	Yuat Alok	Jr.
25	Ryan Anders	Fr.
20	Frank Bertz	Jr.
21	Chad Brown	Sr.
31	Anthony Catotti	r-Sr.
15	Aubrey Dawkins	r-Jr.
4	Cesar DeJesus	r-So.
5	Myles Douglas	So.
14	Ibrahim Famouke Doumbia	So.
24	Tacko Fall	Sr.
3	Dre Fuller Jr.	Fr.
12	Xavier Grant	Fr.
10	Dayon Griffin	r-Sr.
22	Chance McSpadden	r-Jr.
13	Levy Renaud	Fr.
35	Collin Smith	r-So.
1	B.J. Taylor	r-Sr.

PRONUNCIATIONS

tuh - RELL, Allen
 YOO - at, A - lock
 Anthony, kuh - tah - dee
 SEE - zurr, duh - HAY - zeus
 TACO, Fall
 EE - bruh - heem, fuh - MOO - kay, DOOM - bee - uh
 DAY - on, Griffin
 LEV - ee, ray - NO

BY LOCATION

California		
20	Frank Bertz	Jr.
Florida		
25	Ryan Anders	Fr.
21	Chad Brown	Sr.
30	Anthony Catotti	r-Sr.
12	Xavier Grant	Fr.
10	Dayon Griffin	r-Sr.
22	Chance McSpadden	r-Jr.
13	Levy Renaud	Fr.
35	Collin Smith	r-So.
1	B.J. Taylor	r-Sr.
International		
0	Yuat Alok	Jr.
14	Ibrahim Famouke Doumbia	So.
24	Tacko Fall	Sr.
Maryland		
2	Terrell Allen	r-Jr.
5	Myles Douglas	So.
New Jersey		
4	Cesar DeJesus	r-So.
North Carolina		
15	Aubrey Dawkins	r-Jr.
3	Dre Fuller Jr.	Fr.

BY CLASS

Freshman (4)		
25	Ryan Anders	Fr.
3	Dre Fuller Jr.	Fr.
12	Xavier Grant	Fr.
13	Levy Renaud	Fr.
Sophomores (4)		
4	Cesar DeJesus	r-So.
5	Myles Douglas	So.
14	Ibrahim Famouke Doumbia	So.
35	Collin Smith	r-So.
Juniors (5)		
2	Terrell Allen	r-Jr.
0	Yuat Alok	Jr.
15	Aubrey Dawkins	r-Jr.
22	Chance McSpadden	r-Jr.
20	Frank Bertz	Jr.
Seniors (5)		
21	Chad Brown	Sr.
30	Anthony Catotti	r-Sr.
24	Tacko Fall	Sr.
10	Dayon Griffin	r-Sr.
1	B.J. Taylor	r-Sr.



THE AMERICAN

STANDINGS

School	AAC	Overall	Streak
Houston	12-1	25-1	W9
Cincinnati	11-2	22-4	W2
UCF	9-4	19-6	L1
Temple	9-4	19-7	W2
Memphis	8-6	16-11	W1
South Florida	7-6	18-8	W1
Wichita State	6-7	13-12	W1
Tulsa	6-8	16-11	L1
SMU	5-8	13-12	W1
UConn	4-9	13-13	L4
ECU	2-11	9-16	L5
Tulane	0-13	4-21	L15

*through games played 2/21/19

STATISTICAL LEADERS

Scoring	Team	PPG
1. Jarron Cumberland	Cincinnati	19.0
2. Shizz Alston Jr.	Temple	18.7
3. Jeremiah Martin	Memphis	18.3
4. Markis McDuffie	Wichita	18.3
5. Jahmal McMurray	SMU	18.0
6. Jayden Gardner	ECU	17.5
7. Jalen Adams	UConn	17.0
8. BJ Taylor	UCF	16.7
9. Quinton Rose	Temple	16.2
10. Caleb Daniels	Tulane	15.8

Rebounding	Team	RPG
1. Alexis Yetna	USF	9.9
2. Jayden Gardner	ECU	8.9
3. Samir Sehic	Tulane	7.7
4. Kyvon Davenport	Memphis	7.1
5. Ernest Aflakpui	Temple	7.1
6. Tacko Fall	UCF	6.8

Field Goal Percentage	Team	Per.
1. Tacko Fall	UCF	76.4
2. Martins Igbanu	Tulsa	60.6
3. Josh Carlton	UConn	58.8
4. Alexis Yetna	USF	54.7
5. Seth Leday	ECU	52.6

Free Throw Percentage	Team	Per.
1. Shizz Alston Jr.	Temple	89.3
2. Corey Davis Jr.	Houston	89.0
3. Jalen Adams	UConn	84.7
4. Markis McDuffie	Wichita	83.6
5. Aubrey Dawkins	UCF	79.2

Blocked Shots	Team	BPG
1. Tacko Fall	UCF	2.7
2. Jaime Echenique	Wichita	1.6
3. Josh Carlton	UConn	1.6
Nysier Brooks	Cincinnati	1.6
5. Brison Gresham	Houston	1.5

Assist-to-Turnover	Team	Ratio
1. Justin Jenifer	Cincinnati	4.4
2. Galen Robinson Jr.	Houston	3.1
3. Jimmy Whitt Jr.	SMU	3.0
4. Terrell Allen	UCF	2.7
5. Shizz Alston Jr.	Temple	2.2

through games played 2/21/19

PRESEASON HONORS

FIRST TEAM

Jalen Adams	Sr.	Guard	UConn
Jarron Cumberland Jr.	Jr.	Guard	Cincinnati
Jeremiah Martin	Sr.	Guard	Memphis
Quinton Rose	Jr.	Guard	Temple
B.J. Taylor	r-Sr.	Guard	UCF

SECOND TEAM

Corey Davis Jr.	Sr.	Guard	Houston
Tacko Fall	Sr.	Center	UCF
Jarrey Foster	Sr.	Guard	SMU
Markis McDuffie	Sr.	Forward	Wichita State
Jahmal McMurray	Sr.	Guard	SMU
Sterling Taplin	Sr.	Guard	Tulsa

PLAYER OF THE YEAR

B.J. Taylor	r-Sr.	Guard	UCF
-------------	-------	-------	-----

FRESHMAN OF THE YEAR

Nate Hinton	Fr.	Guard	Houston
-------------	-----	-------	---------

Rank Team (First Place Votes) Points

1. UCF (6)	114
2. Cincinnati (3)	107
3. Houston (2)	103
4. Memphis (1)	85
5. UConn	75
6. Temple	74
7. SMU	63
8. Wichita State	60
9. Tulsa	48
10. Tulane	23
11. ECU	22
12. S. Florida	18

WEEKLY HONORS

Player of the Week

Nov. 12 - Shizz Alston Jr.	Senior	Guard	Temple
Nov. 12 - Markis McDuffie	Senior	Forward	Wichita State
Nov. 19 - Aubrey Dawkins	Junior	Guard	UCF
Nov. 26 - Jarron Cumberland	Junior	Guard	Cincinnati
Dec. 3 - Armoni Brooks	Junior	Guard	Houston
Dec. 10 - DaQuan Jeffries	Senior	Guard	Tulsa
Dec. 17 - Shizz Alston Jr.	Junior	Guard	Temple
Dec. 17 - Galen Robinson Jr.	Junior	Guard	Houston
Dec. 24 - Jarron Cumberland	Junior	Guard	Cincinnati
Jan. 7 - Aubrey Dawkins	Junior	Guard	UCF
Jan. 14 - Nate Pierre-Louis	Sophomore	Guard	Temple
Jan. 21 - Jarron Cumberland	Junior	Guard	Cincinnati
Jan. 28 - Jarron Cumberland	Junior	Guard	Cincinnati
Feb. 4 - Markis McDuffie	Senior	Forward	Wichita State
Feb. 11 - Corey Davis Jr.	Senior	Guard	Houston
Feb. 18 - Shizz Alston Jr.	Senior	Guard	Temple

Rookie of the Week

Nov. 12 - Jayden Gardner	Freshman	Forward	ECU
Nov. 19 - Tyler Harris	Freshman	Guard	Memphis
Nov. 26 - Cedrick Alley Jr.	Freshman	Forward	Houston
Dec. 3 - Jayden Gardner	Freshman	Forward	ECU
Dec. 10 - Tyler Harris	Freshman	Guard	Memphis
Dec. 17 - Alexis Yetna	Freshman	Forward	South Florida
Dec. 24 - Alexis Yetna	Freshman	Forward	South Florida
Jan. 7 - Nate Hinton	Freshman	Forward	Houston
Jan. 14 - Jayden Gardner	Freshman	Forward	ECU
Jan. 14 - Alexis Yetna	Freshman	Forward	South Florida
Jan. 21 - Jayden Gardner	Freshman	Forward	ECU
Jan. 28 - Alexis Yetna	Freshman	Forward	South Florida
Feb. 4 - Jamarius Burton	Freshman	Guard	Wichita State
Feb. 11 - Cedrick Alley Jr.	Freshman	Forward	Houston
Feb. 18 - Jayden Gardner	Freshman	Forward	ECU

UCF on the Honor Roll

B.J. Taylor	Senior	Guard	Nov. 12
B.J. Taylor	Senior	Guard	Dec. 3
B.J. Taylor	Senior	Guard	Dec. 10
Aubrey Dawkins	Junior	Guard	Feb. 11
B.J. Taylor	Senior	Guard	Feb. 18



TRENDS

Table with 2 columns: Trend Category and Value. Includes categories like 'Win the tip', 'Home games', 'Opponent Scores', etc.

THE LAST TIME

Table with 3 columns: Category, UCF, and Opponent. Lists various performance metrics and game results.

Table with 2 columns: Category and UCF Player. Lists specific player achievements and game statistics.



RECORDS WATCH

Career Field Goal Percentage

(min. 200 attempts)

1. Tacko Fall (2015-present)	.743 (450-606)
2. Willie Edison (1980-82)	.617 (246-399)
3. Tyrone Sparrow (1975-77)	.598 (158-264)
4. Jerry Prather (1974-78)	.584 (757-1,297)
5. Staphon Blair (2012-16)	.583 (215-369)

Career Rebound Average

1. Ed Fluitt (1971-73)	12.0
2. Ed Smith (1972-74)	9.9
3. Ruben Cotton (1979-81)	9.6
4. Ken Leeks (1988-92)	8.8
5. Jerry Prather (1974-78)	8.2
6. Keith Clanton (2009-13)	7.8
7. Lee Riley (1974-77)	7.7
8. Tacko Fall (2015-present)	7.5
Dan Faison (1983-85)	7.5
Don Mathis (1970-72)	7.5

Career Blocks

1. Tacko Fall (2015-present)	263
2. Keith Clanton (2009-13)	227
3. Ken Leeks (1988-92)	141
4. Paul Reed (2001-02)	127
5. Issac McKinnon (1979-83)	106
6. Staphon Blair (2012-16)	99
7. John Friday (1984-85, 86-87)	94
8. Chad Brown (2015-present)	91
9. Josh Bodden (2000-04)	88
10. Anthony Williams (2004-06)	86

Career Rebounds

1. Keith Clanton (2009-13)	1,000
2. Ken Leeks (1988-92)	942
3. Jerry Prather (1974-78)	849
4. Tacko Fall (2015-present)	807
5. Isaiah Sykes (2010-14)	764
6. Willy Belotte (1972-76)	698
7. Paul Reed (1999-02)	685
8. A.J. Davis (2015-18)	633
9. Dan Faison (1982-85)	626
10. Mario Lovett (1996-01)	608

Career Free Throws

1. Bo Clark (1975-77, 78-80)	456
2. BJ Taylor (2014-present)	417
3. Ken Leeks (1988-92)	413
4. Mike Clark (1969-73)	410
5. Keith Clanton (2009-13)	399
6. Marcus Jordan (2009-12)	350
7. Isaiah Sykes (2010-14)	335
8. A.J. Davis (2015-18)	319
9. Jermaine Taylor (2005-09)	308
10. Paul Reed (1999-02)	279

Career Points

1. Bo Clark (1975-77, 78-80)	2,866
2. Mike Clark (1969-73)	2,085
3. Jermaine Taylor (2005-09)	1,979
4. Jerry Prather (1974-78)	1,778
5. Ken Leeks (1988-92)	1,763
6. Keith Clanton (2009-13)	1,718
7. Isaiah Sykes (2010-14)	1,545
8. Darryl Davis (1991-95)	1,540
9. BJ Taylor (2014-present)	1,509
10. D'Quarius Stewart (1996-00)	1,387
Tacko Fall (2015-present)	1,054

Career 3-Point Field Goals

1. Matt Williams (2012-17)	274
2. Jermaine Taylor (2005-09)	251
3. Jason Thornton (1998-02)	220
4. Mike O'Donnell (2005-08)	195
5. Isaac Sosa (2008-11)	190
6. Josh Peppers (2003-07)	180
7. D'Quarius Stewart (1996-00)	175
Harry Kennedy (1995-97)	175
9. Ray Abellard (2001-03)	168
10. BJ Taylor (2014-present)	166

Career Assists

1. Sinua Phillips (1990-94)	531
2. Cory Perry (1996-00)	512
3. Al Miller (1999-03)	397
4. Mike Clark (1969-73)	361
5. Isaiah Sykes (2010-14)	336
6. Mike O'Donnell (2005-08)	319
7. BJ Taylor (2014-present)	303
8. Bo Clark (1975-77, 78-80)	302
9. Darryl Davis (1991-95)	294
10. Daiquan Walker (2012-16)	268

Single-Season Field Goal Percentage

(min. 100 attempts)

1. Tacko Fall (2017-18)	.767 (79-103)
2. Tacko Fall (2018-19)	.764 (107-140)
3. Tacko Fall (2015-16)	.750 (96-128)
4. Tacko Fall (2016-17)	.715 (168-235)
5. Davin Granberry (1997-98)	.672 (88-131)

Single-Season Free Throws

1. Marcus Jordan (2010-11)	165
2. Mike Clark (1970-71)	158
3. BJ Taylor (2018-19)	148
4. Bo Clark (1976-77)	144
5. Jermaine Taylor (2008-09)	138
Mike Clark (1971-72)	134
7. Ray Abellard (2002-03)	130
8. Bo Clark (1979-80)	129
9. BJ Taylor (2016-17)	126
Cleveland Jackson (1978-79)	126

Single-Season Free Throw Attempts

1. Mike Clark (1970-71)	225
2. Marcus Jordan (2010-11)	213
3. Isaiah Sykes (2013-14)	198
4. BJ Taylor (2018-19)	190
Isaiah Sykes (2012-13)	188
6. Ken Leeks (1991-92)	186
7. Mike Clark (1971-72)	185
8. Keith Clanton (2012-13)	177
9. Keith Clanton (2010-11)	176
10. BJ Taylor (2016-17)	175

Single-Season Rebounds

1. Ed Fluitt (1971-72)	364
2. Tacko Fall (2016-17)	343
3. Ruben Cotton (1979-80)	320
4. Dean Rossin (1980-81)	299
5. Ken Leeks (1990-91)	268

Single-Season Rebound Average

1. Ed Fluitt (1971-72)	14.0
2. Ruben Cotton (1979-80)	11.0
3. Dean Rossin (1980-81)	10.7
4. Ken Leeks (1990-91)	9.9
Wil Nix (1978-79)	9.9
6. Tacko Fall (2016-17)	9.5
7. Ed Smith (1973-74)	9.3
8. Ken Leeks (1989-90)	9.0
9. Paul Reed (2001-02)	8.9
Willy Belotte (1973-74)	8.9

Single-Season Blocks

1. Tacko Fall (2016-17)	94
2. John Friday (1986-87)	74
3. Tacko Fall (2015-16)	70
4. Tacko Fall (2018-19)	68
5. Keith Clanton (2012-13)	63
6. Keith Clanton (2010-11)	60
7. Keith Clanton (2011-12)	59
Tom Herzog (2010-11)	59
Isaac McKinnon (1983-84)	59
10. Paul Reed (2000-01)	56

Single-Game Field Goal Percentage

(min. 10 attempts)

1. Tacko Fall	1.000 (10-10)
	vs. Villanova (11/20/16)
Eddie Rhodes	1.000 (10-10)
	vs. Florida International (12/4/80)
Jerry Prather	1.000 (10-10)
	vs. Dickinson (1/10/76)
4. Keith Clanton	.933 (14-15)
	vs. Bethune-Cookman (12/12/12)
5. Tacko Fall	.917 (11-12)
	vs. Miami-Ohio (12/18/16)
6. Tacko Fall	.917 (11-12)
	at Stetson (12/2/15)
7. Tacko Fall	.909 (10-11)
	vs. Bethune-Cookman (12/21/16)
Pat Crocklin	.909 (10-11)
	vs. Mercer (2/22/86)
9. A.J. Davis	.900 (9-10)
	at Memphis (2/11/18)
Keith Clanton	.900 (9-10)
	vs. Alabama State (11/13/12)
Josh Peppers	.900 (9-10)
	at East Carolina (2/7/07)
Anthony Williams	.900 (9-10)
	vs. Campbell (12/16/04)
Ken Leeks	.900 (9-10)
	vs. UW-Milwaukee (12/15/90)

Single-Game Free Throws

1. Bennie Shaw vs. Medger Evers (12/18/75)	15
2. Jermaine Taylor vs. Sam Houston St. (1/3/09)	14
Stacey Castle vs. Georgia State (1/20/96)	14
Victor Saxton vs. Mercer (2/15/93)	14
Mike Clark vs. Greensboro (12/19/70)	14
6. BJ Taylor at Memphis (1/17/15)	13
Lavell Payne at Houston (1/24/07)	13
Brad Traina vs. Stetson (2/14/98)	13
Fred Crawford vs. FIU (2/12/88)	13

Single-Game Blocks

1. Tom Herzog vs. Bethune-Cookman (12/11/10)	8
Keith Clanton vs. SE Louisiana (12/4/10)	8
Tony Davis at USF (12/1/07)	8
4. Staphon Blair vs. USC Upstate (11/23/14)	7
Keith Clanton vs. Southern Miss (2/6/13)	7
John Friday vs. Delaware State (1/10/87)	7
John Friday vs. Western Illinois (1/5/87)	7
8. Tacko Fall at Missouri (12/2/18)	6
Tacko Fall vs. TCU (3/28/17)	6
Tacko Fall vs. Florida Atlantic (12/12/15)	6
Keith Clanton vs. Saint Thomas (11/12/11)	6
Anthony Williams vs. South Dakota St. (2/21/05)	6
Paul Reed vs. Stetson (1/2/02)	6
Dean Rossin vs. Florida Southern (2/9/80)	6



NATIONAL POLLS

Associated Press Poll

Rk	Team	Record	Points
1	Duke (58)	23-2	1594
2	Gonzaga (6)	25-2	1502
3	Virginia	22-2	1476
4	Kentucky	21-4	1383
5	Tennessee	23-2	1376
6	Nevada	24-1	1240
7	Michigan	23-3	1150
8	North Carolina	20-5	1129
9	Houston	25-1	1085
10	Michigan State	21-5	1046
11	Marquette	21-4	987
12	Kansas	20-6	801
13	LSU	21-4	773
14	Texas Tech	21-5	733
15	Purdue	18-7	699
16	Florida State	20-5	525
17	Villanova	20-6	519
18	Louisville	18-8	507
19	Iowa State	19-6	426
20	Virginia Tech	20-5	408
21	Iowa	20-5	389
22	Wisconsin	17-8	250
23	Kansas State	19-6	249
24	Maryland	19-7	211
25	Buffalo	22-3	164

Others receiving votes: Cincinnati 99, Wofford 32, Auburn 21, Washington 20, Mississippi State 2, St. John's 2, Yale 1, Ole Miss 1

USA Today Coaches Poll

Rk	Team	Record	Points
1	Duke (28)	23-2	796
2	Gonzaga (4)	25-2	761
3	Virginia	22-2	712
4	Kentucky	21-4	699
5	Tennessee	23-2	692
6	Nevada	24-1	621
7	Michigan	23-3	570
8	Houston	25-1	563
9	North Carolina	20-5	550
10	Marquette	21-4	520
11	Michigan State	21-5	467
12	Kansas	20-6	370
13	Purdue	18-7	359
14	Texas Tech	21-5	334
15	LSU	21-4	309
16	Villanova	20-6	308
17	Florida State	20-5	273
18	Virginia Tech	20-5	250
19	Iowa	20-5	244
20	Iowa State	19-6	217
21	Kansas State	19-6	184
22	Louisville	18-8	173
23	Wisconsin	17-8	120
24	Buffalo	22-3	82
25	Cincinnati	21-4	66
	Maryland	19-7	66

Others receiving votes: Washington 20, Wofford 19, North Texas 9, Auburn 8, Arizona State 8, Ole Miss 6, St. John's 6, Mississippi State 6, Furman 5, Texas 4, Texas State 1, Hofstra 1, Southern Miss 1

WEEK-BY-WEEK

Week	AP	Coaches	NET
Preseason	RV (15)	RV (5)	--
Week 2	--	RV (5)	--
Week 3	--	RV (2)	--
Week 4	RV (3)	RV (9)	49
Week 5	--	RV (5)	71
Week 6	--	RV (7)	61
Week 7	--	RV (7)	56
Week 8	--	RV (8)	46
Week 9	--	RV (9)	34
Week 10	RV (6)	RV (14)	31
Week 11	RV (17)	RV (26)	33
Week 12	--	RV (3)	37
Week 13	--	--	41
Week 14	--	--	43
Week 15	--	--	46
Week 16	--	--	40
Week 17	--	--	--
Week 18	--	--	--

MISCELLANEOUS STATS

Date	Opp.	W/L	Points in Paint			Pts Off TOs			2nd Chance Pts			Fast Break Pts		
			UCF	Opp	Diff	UCF	Opp	Diff	UCF	Opp	Diff	UCF	Opp	Diff
N6	Rider	W	42	30	+12	21	12	+9	9	22	-13	17	6	+11
N11	FAU	L	40	24	+16	17	13	+4	15	12	+3	11	12	-1
N15	vs. Fullerton	W	34	28	+6	15	11	+4	19	8	+11	8	13	-5
N16	vs. Saint Joe's	W	38	18	+20	19	11	+8	14	6	+8	14	12	+2
N18	vs. WKU	W	30	24	+6	23	12	+11	11	10	+1	11	14	-3
N24	NKU	W	30	18	+12	2	3	-1	14	5	+9	8	1	+7
N29	Alabama	W	28	34	-6	8	8	--	7	18	-11	13	6	+7
D2	at Missouri	L	18	20	-2	9	22	-13	7	16	-9	4	0	+4
D8	Grambling	W	20	24	-4	10	11	-1	13	14	-1	11	4	+7
D11	Ga. Southern	W	32	48	-16	8	18	-10	13	7	+6	7	20	-13
D16	Stetson	W	36	28	+8	15	8	+7	15	12	+3	26	10	+16
D21	Illinois State	W	38	18	+20	22	8	+14	14	7	+7	9	14	-5
J2	Temple	W	44	16	+28	19	9	+10	12	13	-1	14	15	-1
J5	at UConn	W	22	18	+4	20	19	+1	0	6	-6	14	7	+7
J13	ECU	W	24	22	+2	12	12	--	17	9	+8	24	12	+12
J16	at Wichita State	L	18	18	--	12	7	+5	9	8	+1	5	4	+1
J19	Tulsa	W	24	18	+6	12	9	+3	5	2	+3	12	23	-11
J23	at Tulane	W	40	20	+20	21	7	+14	17	14	+3	17	4	+13
J27	at Memphis	L	30	38	-8	12	13	-1	11	14	-3	11	5	+6
J31	UConn	W	32	22	+10	10	10	--	10	15	-5	16	17	-1
F7	Houston	L	22	20	+2	9	15	-6	4	9	-5	22	18	+4
F10	at SMU	W	32	24	+8	10	13	-3	6	15	-9	9	12	-3
F13	S. Florida	W	32	20	+12	19	6	+13	10	22	-12	7	10	-3
F16	Memphis	W	36	38	-2	18	15	+3	11	14	-3	27	19	+8
F21	at Cincinnati	L	14	16	-2	18	17	+1	6	12	-6	8	2	+6
F24	SMU													
F27	at S. Florida													
M2	at Houston													
M7	Cincinnati													
M9	at Temple													

DUNK COUNTER

Player	Dunks
Terrell Allen	
Frank Bertz	2
Chad Brown	20
Aubrey Dawkins	17
Cesar DeJesus	
Tacko Fall	58
Dayon Griffin	1
Chance McSpadden	
Collin Smith	6
BJ Taylor	



JOHNNY DAWKINS ≡ head coach | third season



Johnny Dawkins was named UCF's seventh head men's basketball coach on Mar. 23, 2016 and has had immediate success in his first two seasons with the Knights.

Dawkins took over a 12-18 squad that hadn't finished above .500 since 2012-13 and led the Knights to a 24-12 record in his first season at the helm, the sixth best turnaround in the nation. With just seven scholarship players due to transfers and injuries, the Knights earned the fourth seed – their highest ever – in the American Athletic Conference Tournament, eventually falling to league champion

SMU in the semifinals.

A season full of firsts, UCF hosted its first NIT game in 2016-17, defeating Colorado for the program's first ever win in an NIT or NCAA Tournament game. The Knights went on to defeat top seeded Illinois State on the road, before coming home to the first ever sell-out crowd at CFE Arena and winning 68-58 over Illinois to earn a spot in the NIT Final Four.

Under Dawkins' leadership, UCF led all of NCAA Division I in defensive field goal percentage in 2016-17, holding opponents to just 36.5 percent from the floor. The Knights were also sixth in the nation, allowing only 61.2 points per game, and gave up 45 or less points in four games over the course of the year.

Dawkins was named a finalist for both the Jim Phelan and Ben Jobe National Coach of the Year awards his first season at UCF, but he also guided a number of his players to accomplishments along the way.

2016-17 Individual Honors

- Tacko Fall was named The American Defensive Player of the Year, Lefty Driesell Defensive All-America, and finalist for Kareem Abdul-Jabbar Award
- B.J. Taylor earned Second Team All-Conference honors from The American after leading UCF with 17.4 points per game
- Matt Williams set new UCF records for three-pointers in a career, in a season and in a game, before signing a professional contract with the Miami Heat

In year two at the helm, Dawkins had to deal with significant injuries to his three best players. His son, Aubrey Dawkins, missed the entire season with a shoulder injury, B.J. Taylor missed the first half of the season, and Tacko Fall missed the second half of the year. Taylor and Fall only played one game together.

Through the injuries, Dawkins led the Knights to a 19-13 record, second only to his first season record in the last five years of UCF Basketball.

The team also had a number of firsts in year two under Dawkins.

Firsts in 2017-18

- First win over UConn at home and first since joining The American
- First win over SMU since joining The American
- First win over Memphis on the road
- First win over a ranked opponent in a true road game, defeating No. 24 Alabama

And the defense was as good as ever in Dawkins' second year coaching the Black and Gold.

Defensive Accomplishments in 2017-18

- Held three opponents under 40 points
 - Before the season, UCF had only held two opponents to less than 40 points in 33-year Division I history
- Set new school record, holding SMU to 37 points
- Ranked third in the nation, holding opponents to 61.7 points per game
- Ranked 10th in the nation, holding opponents to 40.1 percent from the field

COACHING EXPERIENCE

2016-present	UCF	Head Coach
2008-16	Stanford	Head Coach
2000-08	Duke	Associate Head Coach
2006-08	USA Basketball	Player Personnel
1998-99	Duke	Assistant Coach

NBA EXPERIENCE

1994-95	Detroit Pistons
1989-94	Philadelphia 76ers
1986-89	San Antonio Spurs
1986	Drafted, Spurs - 10th Overall

In two years, Johnny Dawkins has led UCF to new heights on the basketball court, but he has done an even better job with his players in the classroom. With Dawkins at the helm, the Knights men's basketball program recorded an average semester team GPA over 3.0 for the first time in recorded history. They then did it again, setting a new program record with an average semester GPA of 3.03 this spring.

STANFORD STINT

Stanford put together four 20-win seasons in Dawkins' tenure as head coach. He is only the second coach in Stanford history with at least four 20-win seasons. Stanford's success on the court came against some of the toughest schedules in the nation. During the 2015-16 season, the Cardinal faced the sixth-most difficult slate in the country. A nation-leading 17 of Stanford's 30 games came against RPI Top 50 squads. Stanford's strength of schedule was rated in the top 50 each of the past four seasons, including two in the top 20, with an average rank of 27.75.

The Cardinal basketball program also excelled in the classroom during Dawkins' tenure, earning at least three Pac-12 All-Academic selections for five consecutive seasons and producing back-to-back Pac-12 Scholar-Athlete of the Year recipients (2014, 2015). Stanford also received annual national academic recognition, with three players earning National Association of Basketball Coaches (NABC) Honors Court status in 2015. The Cardinal was one of 20 NCAA Division I teams to earn an NABC Team Academic Excellence Award last season.

In 2012, Dawkins mentored Chasson Randle to become the consummate student-athlete. Randle finished that season as Stanford's all-time leading scorer and earned the program's first Academic All-America First Team selection since 2006. Under Dawkins, Stanford recorded back-to-back perfect Academic Progress Rate scores of 1000 in both the 2012-13 and 2013-14 reports, the two most recent to be released by the NCAA.

Player development was also markedly improved at Stanford under Dawkins' tutelage. Four Cardinal players were selected in the NBA Draft following their collegiate careers.

LEARNING FROM A LEGEND

The Washington, D.C. native coached for 10 years under the legendary Mike Krzyzewski at Duke. During Dawkins' decade as a coach at Duke, the Blue Devils won a national championship (2001), tallied six ACC regular season championships, recorded seven ACC Tournament titles and posted a 330-60 record. In four consecutive seasons from 1999-2002, Duke finished the regular season ranked No. 1 in both national polls, a first in college basketball history. Duke reached a No. 1 national ranking in seven of the 10 seasons with Dawkins on the coaching staff.

While at Duke, he also served as the Player Personnel Director for the USA Basketball Senior National Team from 2006-08.



DECORATED DUKIE

Following a prolific high school career at Mackin Catholic in Washington, D.C., Dawkins made his way to Duke, where he would become one of the most decorated players to step foot in Durham, North Carolina.

He played for the Blue Devils from 1983-86, earning Consensus All-America honors twice (1985, 1986). Dawkins was also voted as the 1986 Naismith National Player of the Year and named a Freshman All-American in 1983. During his collegiate career, he helped lead Duke to three NCAA Tournament berths, including an NCAA National Championship Game appearance in 1986. He was listed as an All-ACC honoree in all four seasons as a Blue Devil.

Dawkins finished his career as the school's all-time leading scorer and held that honor until 2006 when J.J. Redick surpassed his mark of 2,556 points. He recorded double-figure point totals in 129-of-133 collegiate games. Dawkins led the Blue Devils in scoring all four years, recording the fourth-highest season point total in school history with 809 in 1986. Dawkins remains Duke's career record-holder in field goals (1,026) and field goals attempted (2,019) while also owning the school's best single-season mark for field goals (331) during the 1986 campaign.

Dawkins was inducted into the Duke Sports Hall of Fame in September 1996. His jersey number 24 was retired by the school.

PROFESSIONAL EXPERIENCE

A 1986 first-round draft pick (10th overall) by San Antonio, Dawkins saw action in nine NBA seasons with the Spurs, Philadelphia 76ers and Detroit Pistons. He averaged 11.1 points and 5.5 assists over 541 career NBA games.

GIVING BACK TO THE GAME

Dawkins has served as a member of the National Association of Basketball Coaches Board of Directors since 2012. He also currently serves on the NCAA Division I Men's Basketball Ethics Coalition, an independent committee of current and former coaches, charged with promoting ethical conduct through leadership, education and mentoring opportunities, while identifying key issues challenging the coaching community.

COACHING RECORD

Year	School	Record	Pct
2008-09	Stanford	20-14	.588
2009-10	Stanford	14-18	.438
2010-11	Stanford	15-16	.484
2011-12	Stanford	26-11	.703
2012-13	Stanford	19-15	.559
2013-14	Stanford	23-13	.639
2014-15	Stanford	24-13	.649
2015-16	Stanford	15-15	.500
2016-17	UCF	24-12	.667
2017-18	UCF	19-13	.594
2018-19	UCF	19-6	.760
Total	11th Season	218-146	.599

COACHING HIGHLIGHTS

2008-09	CBI Semifinals
2011-12	NIT Champions
2012-13	NIT Second Round
2013-14	NCAA Sweet 16
2014-15	NIT Champions
2015-16	NIT Semifinals
Finalist for Jim Phelan National Coach of the Year	
Finalist for Ben Jobe National Coach of the Year	

COLLEGIATE CAREER

1982-86	Duke University
1985-86	Naismith National Player of the Year
	Consensus First Team All-America
	First Team All-ACC
	NCAA East Regional MVP
	ACC Tournament MVP
	Duke Team MVP
	Duke Co-Captain
1984-85	Consensus First Team All-America
	First Team All-ACC
	Duke Team MVP
1983-84	Second Team All-ACC
	Duke Team MVP
1982-83	Freshman All-America
	Second Team All-ACC
	Duke Team MVP

THE DAWKINS FILE

Hometown	Washington, D.C.
High School	Mackin Catholic
College	Duke, 1986



BJ TAYLOR

6-2 | 195 | r-senior | guard
orlando, fla. | boone hs



KNIGHT NOTES

2018-19

- Named to The American Weekly Honor Roll four times
- Ninth all-time in program history with 1,509 career points
- With 417 career free throws made, he's now second in UCF history
- He's also 10th in three-point field goals made (166) and seventh in assists (303)
- Has led UCF in scoring in 46 of 96 games played in career
- Scored in double figures in 23 out of 25 games on the season
- In last five outings has recorded 29 assists and just seven turnovers
- Ranks eighth in The American with 16.7 points per game
- Also ranks 11th in assists per game (3.4), ninth in free throw percentage (77.9), 13th in three-point percentage (37.3), 13th in threes made per game (1.9), and seventh in assist-to-to ratio (1.9).
- Nationally, ranks 19th with 148 free throws made, which is the third most in a single-season at UCF
- Memphis 2/16: Scored 25 points on 12-of-14 from the free throw line with five assists
- South Florida 2/13: Scored 13 points with third straight game of seven assists and one turnover
- Houston 2/7: Had 21 points, seven assists and no turnovers
- UConn 1/31: Scored 21 points and went 9-of-10 from the free throw line
- Temple 1/2: Led Knights with 24 points in conference opener
- Ga. Southern 12/11: Scored a career-high 35 points on six three-pointers
- Grambling 12/8: Led UCF with 21 points on three three-pointers
- Alabama 11/29: Led the Knights with 24 points on 3-of-5 from three and 9-of-11 from the line
- FAU 11/11: Scored 29 points on 9-of-14 from the field
- Rider 11/6: Led the Knights with 22 points and four assists
- Named Preseason Player of the Year in The American
- Also named Preseason First Team All-Conference by the league's coaches
- Additionally, named Preseason First Team All-Conference by FanRag Sports, NCAA.com, Blue Ribbon Yearbook, NBC Sports
- NCAA.com named Taylor the #5 best senior heading into 2018-19 season

2017-18

- Became the 19th member of UCF's 1,000-Point Club, the third fastest to 1,000 points in UCF's Division I era.
- Injured during first game of the season and missed 16 straight games with foot injury.
- Had seven 20-point performances in final 14 games of the season.

2018-19 HIGHS

Points	35	Ga. Southern (12/11/18)
Rebounds	5	3x, last Memphis (2/16/19)
Assists	7	2x, last at SMU (2/10/19)
Steals	3	ECU (1/13/19)
Blocks	1	#12 Houston (2/7/19)
FG made	10	Ga. Southern (12/11/18)
FG attempts	17	Ga. Southern (12/11/18)
3FG made	6	Ga. Southern (12/11/18)
3FG attempts	9	Ga. Southern (12/11/18)
FT made	12	Memphis (2/16/19)
FT attempts	14	Rider (11/6/18)

CAREER HIGHS

Points	35	Ga. Southern (12/11/18)
Rebounds	9	Stetson (11/16/14)
Assists	10	vs. Miss State (11/17/16)
Steals	4	Seattle (11/26/16)
Blocks	1	4x, last #12 Houston (2/7/19)
FG made	11	Tulane (1/14/15)
FG attempts	21	#11 Wichita St. (3/1/18)
3FG made	6	2x, last Ga. Southern (12/11/18)
3FG attempts	10	Memphis (2/22/15)
FT made	13	at Memphis (1/17/15)
FT attempts	15	at Memphis (1/17/15)

MISCELLANEOUS GAME STATS

Led team in scoring	46
Led team in rebounds	1
Led team in assists	45
Double Figure Points	78
Double Figure Rebounds	--
Double-Doubles	1
20-Point Games	29
30-Point Games	2
3+ Three Pointers	23
5+ Assists	22
3+ Steals	4
3+ Blocks	--

GAME-BY-GAME

Opponent	Date	gs	min	Total		3-Pointers		Free throws		Rebounds		pf	a	t/o	blk	stl	pts	avg			
				fg-fga	pct	3fg-fga	pct	ft-fa	pct	off	def								tot	avg	
RIDER	11/06/	*	33	5-13	.38	2-4	.50	10-14	.71	1	1	2	2.0	1	4	2	0	1	22	22.0	
FLA. ATLANTIC	11/11/	*	36	9-14	.64	1-3	.33	10-12	.83	1	1	2	2.0	2	0	0	0	1	29	25.5	
vs Cal St. Fullerton	11/15/	*	31	4-12	.33	2-3	.66	4-4	1.00	0	2	2	2.0	2	2	1	0	1	14	21.7	
vs Saint Joseph's	11/16/	*	33	2-7	.28	1-4	.25	0-0	.00	0	2	2	2.0	3	2	2	0	0	5	17.5	
vs Western Ky.	11/18/	*	37	3-11	.27	2-4	.50	5-7	.71	1	0	1	1.8	0	4	2	0	1	13	16.6	
NORTHERN KY.	11/24/	*	34	1-8	.12	1-4	.25	7-11	.63	0	5	5	2.3	1	3	1	0	1	10	15.5	
ALABAMA	11/29/	*	37	6-11	.54	3-5	.60	9-11	.81	0	0	0	2.0	2	2	3	0	1	24	16.7	
at Mizzou	12/02/	*	32	2-10	.20	1-7	.14	7-7	1.00	0	2	2	2.0	4	4	3	0	0	12	16.1	
GRAMBLING	12/08/	*	35	5-13	.38	3-7	.42	8-9	.88	2	3	5	2.3	0	0	2	0	1	21	16.7	
GA. SOUTHERN	12/11/	*	38	10-17	.58	6-9	.66	9-11	.81	1	3	4	2.5	0	5	1	0	1	35	18.5	
STETSON	12/16/	*	26	3-8	.37	1-5	.20	3-3	1.00	0	2	2	2.5	1	2	0	0	1	10	17.7	
ILLINOIS ST.	12/21/	*	32	6-13	.46	1-6	.16	2-2	1.00	0	3	3	2.5	0	5	0	0	2	15	17.5	
TEMPLE	01/02/	*	36	7-12	.58	3-7	.42	7-12	.58	0	1	1	2.4	2	2	3	0	0	24	18.0	
at UConn	01/05/	*	38	2-7	.28	1-2	.50	7-12	.58	0	2	2	2.4	1	3	5	0	1	12	17.6	
EAST CAROLINA	01/13/	*	33	2-12	.16	0-6	.00	10-12	.83	1	1	2	2.3	4	6	2	0	3	14	17.3	
at Wichita St.	01/16/	*	33	4-10	.40	2-3	.66	5-9	.55	0	0	0	2.2	3	2	3	0	0	15	17.2	
TULSA	01/19/	*	32	3-11	.27	2-8	.25	7-10	.70	0	1	1	2.1	2	3	3	0	1	15	17.1	
at Tulane	01/23/	*	30	8-15	.53	1-4	.25	0-0	.00	1	2	3	2.2	1	3	1	0	1	17	17.1	
at Memphis	01/27/	*	31	3-11	.27	2-6	.33	2-2	1.00	0	1	1	2.1	0	2	1	0	1	10	16.7	
UCONN	01/31/	*	35	5-12	.41	2-3	.66	9-10	.90	0	0	0	2.0	2	3	4	0	1	21	16.9	
HOUSTON	02/07/	*	36	6-12	.50	2-7	.28	7-9	.77	0	2	2	2.0	3	7	0	0	1	21	17.1	
at SMU	02/10/	*	37	3-7	.42	2-4	.50	0-0	.00	0	2	2	2.0	0	7	2	0	1	8	16.7	
SOUTH FLA.	02/13/	*	29	3-6	.50	1-1	1.00	6-7	.85	2	1	3	2.0	3	7	1	0	0	13	16.5	
MEMPHIS	02/16/	*	39	5-11	.45	3-6	.50	12-14	.85	1	4	5	2.2	2	5	2	0	1	25	16.9	
at Cincinnati	02/21/	*	36	4-14	.28	2-8	.25	2-2	1.00	0	2	2	2.2	0	3	2	0	1	12	16.7	
Totals			25	849	111-277	.40	47-126	.37	148-190	.77	11	43	54	2.2	39	86	46	0	23	417	16.7

Games played: 25
 Minutes/game: 34.0
 Points/game: 16.7
 FG Pct: 40.1
 3FG Pct: 37.3
 FT Pct: 77.9

Rebounds/game: 2.2
 Assists/game: 3.4
 Turnovers/game: 1.8
 Assist/turnover ratio: 1.9
 Steals/game: 0.9



TERRELL ALLEN

6-3 | 185 | r-junior | guard
upper marlboro, md. | dematha catholic



KNIGHT NOTES

2018-19

- Ranks fourth in the league and 27th in the nation with a 2.73 assist-to-turnover ratio
- Has had at least four assists in 16 out of 25 games, ranking seventh in The American with 4.0 apg
- Leads the Knights with 34 steals and ranks 11th in the league with 1.4 steals per game
- Has made 22-of-50 attempts from three-point range (44.0%)
- Memphis 2/16: Scored in double figures for second straight game with 10 points and 6 boards
- South Florida 2/13: Scored 14 points on 2-of-3 from three-point range and had four assists
- ECU 1/13: Tied a career-high with eight rebounds to go with nine points and three assists
- Temple 1/2: Scored 11 points and tied a season high with seven assists
- Ga. Southern 12/11: Scored 12 points and had six assists
- WKU 11/18: Had eight points with seven assists and just one turnover
- Saint Joe's 11/16: Led UCF with career-high 22 points on career-high four three-pointers
- FAU 11/11: Had eight points with five assists and just one turnover
- Rider 11/6: Scored 13 points, had five rebounds and dished out four assists with just one turnover

2017-18

- Played in all 32 games, starting 22 in first season on the court with the Knights.
- Led the Knights with 88 assists and 43 steals.
- Finished 10th in the The American with 1.3 steals per game.
- Recorded multiple assists in 23 of 32 games.
- Averaged 5.5 points and 3.0 rebounds in 30.0 minutes per game.
- Named to American Athletic Conference Honor Roll once.

2018-19 HIGHS

Points	22	vs. Saint Joe's (11/16/18)
Rebounds	8	ECU (1/13/19)
Assists	7	2x, last Temple (1/2/19)
Steals	4	2x, last ECU (1/13/19)
Blocks	--	--
FG made	8	vs. Saint Joe's (11/16/18)
FG attempts	11	vs. Saint Joe's (11/16/18)
3FG made	4	vs. Saint Joe's (11/16/18)
3FG attempts	5	2x, last Ga. Southern (12/11/18)
FT made	6	at UConn (1/5/19)
FT attempts	6	3x, last ECU (1/13/19)

CAREER HIGHS

Points	22	vs. Saint Joe's (11/16/18)
Rebounds	8	2x, last ECU (1/13/19)
Assists	9	at Stetson (12/19/17)
Steals	5	2x, last vs. ECU (3/8/18)
Blocks	1	4x, last vs. Hofstra (3/5/16)
FG made	8	2x, last vs. Saint Joe's (11/16/18)
FG attempts	13	3x, last at JMU (1/21/16)
3FG made	4	vs. Saint Joe's (11/16/18)
3FG attempts	5	4x, last vs. Saint Joe's (11/16/18)
FT made	10	Delaware (2/25/16)
FT attempts	15	High Point (11/18/15)

MISCELLANEOUS GAME STATS

Led team in scoring	9
Led team in rebounds	3
Led team in assists	45
Double Figure Points	24
Double Figure Rebounds	--
Double-Doubles	--
20-Point Games	2
30-Point Games	--
3+ Three Pointers	1
5+ Assists	21
3+ Steals	18
3+ Blocks	--

GAME-BY-GAME

Opponent	Date	gs	min	Total		3-Pointers		Free throws		Rebounds					pts	avg					
				fg-fga	pct	3fg-fga	pct	ft-fga	pct	off	def	tot	avg	pf			a	l/o	bk	stl	
RIDER	11/06/	*	30	4-6	.66	1-2	.50	4-5	.80	1	4	5	5.0	2	4	1	0	0	13	13.0	
FLA. ATLANTIC	11/11/	*	28	3-7	.42	2-4	.50	0-0	.00	0	2	2	3.5	2	5	1	0	0	8	10.5	
vs Cal St. Fullerton	11/15/	*	33	3-7	.42	1-2	.50	0-0	.00	0	3	3	3.3	1	4	0	0	2	7	9.3	
vs Saint Joseph's	11/16/	*	38	8-11	.72	4-5	.80	2-2	1.00	0	3	3	3.3	3	6	1	0	3	22	12.5	
vs Western Ky.	11/18/	*	35	2-5	.40	0-0	.00	4-6	.66	0	2	2	3.0	2	7	1	0	4	8	11.6	
NORTHERN KY.	11/24/	*	26	2-6	.33	0-0	.00	1-4	.25	1	3	4	3.2	4	5	0	0	0	5	10.5	
ALABAMA	11/29/	*	34	2-4	.50	0-0	.00	1-2	.50	0	4	4	3.3	4	4	2	0	0	5	9.7	
at Mizzou	12/02/	*	38	2-5	.40	1-3	.33	1-2	.50	1	2	3	3.3	3	4	1	0	1	6	9.3	
GRAMBLING	12/08/	*	29	1-1	1.00	1-1	1.00	0-0	.00	0	3	3	3.2	1	4	1	0	2	3	8.6	
GA. SOUTHERN	12/11/	*	33	5-9	.55	2-5	.40	0-0	.00	0	2	2	3.1	2	6	2	0	0	12	8.9	
STETSON	12/16/	*	25	3-6	.50	2-3	.66	0-1	.00	0	5	5	3.3	0	5	3	0	0	8	8.8	
ILLINOIS ST.	12/21/	*	23	1-6	.16	0-2	.00	2-2	1.00	0	4	4	3.3	4	2	1	0	1	4	8.4	
TEMPLE	01/02/	*	34	3-4	.75	1-1	1.00	4-5	.80	1	4	5	3.5	0	7	4	0	1	11	8.6	
at UConn	01/05/	*	30	1-5	.20	0-2	.00	6-6	1.00	0	3	3	3.4	1	4	1	0	3	8	8.6	
EAST CAROLINA	01/13/	*	30	3-5	.60	1-2	.50	2-6	.33	0	8	8	3.7	2	3	3	0	4	9	8.6	
at Wichita St.	01/16/	*	35	1-4	.25	1-1	1.00	0-0	.00	0	2	2	3.6	3	3	1	0	0	3	8.3	
TULSA	01/19/	*	29	0-0	.00	0-0	.00	3-4	.75	0	2	2	3.5	3	2	1	0	2	3	7.9	
at Tulane	01/23/	*	24	2-2	1.00	1-1	1.00	0-0	.00	0	2	2	3.4	2	4	0	0	2	5	7.8	
at Memphis	01/27/	*	24	2-5	.40	1-3	.33	0-0	.00	0	0	0	3.3	3	3	1	0	1	5	7.6	
UCONN	01/31/	*	18	0-4	.00	0-2	.00	0-0	.00	0	0	0	3.1	2	2	1	0	1	0	7.3	
HOUSTON	02/07/	*	31	2-6	.33	0-2	.00	1-1	1.00	1	4	5	3.2	1	3	4	0	2	5	7.1	
at SMU	02/10/	*	27	0-6	.00	0-1	.00	0-0	.00	1	1	2	3.1	3	2	1	0	1	0	6.8	
SOUTH FLA.	02/13/	*	27	5-8	.62	2-3	.66	2-2	1.00	0	3	3	3.1	2	4	0	0	1	14	7.1	
MEMPHIS	02/16/	*	36	3-9	.33	0-1	.00	4-4	1.00	0	6	6	3.3	3	3	4	0	1	10	7.3	
at Cincinnati	02/21/	*	33	2-5	.40	1-4	.25	0-0	.00	0	3	3	3.2	3	5	2	0	2	5	7.2	
Totals			25	750	60-136	.44	22-50	.44	37-52	.71	6	75	81	3.2	56	10	37	0	34	179	7.2

Games played: 25
 Minutes/game: 30.0
 Points/game: 7.2
 FG Pct: 44.1
 3FG Pct: 44.0
 FT Pct: 71.2

Rebounds/game: 3.2
 Assists/game: 4.0
 Turnovers/game: 1.5
 Assist/turnover ratio: 2.7
 Steals/game: 1.4



CEASAR DEJESUS

6-2 | 190 | r-sophomore | guard
west new york, n.j. | mt. zion prep (md.)



KNIGHT NOTES

2018-19

- Has connected on eight of last 13 field goal attempts through last seven games
- Shooting 48.5 percent from the floor on the season
- UConn 1/31: Scored a season-high 11 points on 4-of-4 from the floor
- Memphis 1/27: Had eight points on 4-of-4 shooting from the field
- Tulane 1/23: Scored four points and had two steals in the win
- Illinois St 12/21: Had nine points for third straight game
- Stetson 12/16: Scored nine points with three assists
- Ga. Southern 12/11: Scored a season high nine points with one three-pointer
- Grambling 12/8: Scored eight points off the bench, going 4-for-4 from the free throw line
- Saint Joe's 11/16: Scored seven points with three rebounds
- FAU 11/11: Had five points, four assists and two steals
- Rider 11/6: Scored six points in 15 minutes off the bench

2017-18

- Played in and started all 32 games as a redshirt freshman, the most games started by a UCF freshman in program history.
- Named The American Rookie of the Week three times.
- Fifth on the team with 8.6 points per game.
- Scored in double figures 10 times, leading the team in scoring in four games.
- Was 12th in The American with a .742 free throw percentage and improved that to second during league play with an .872 mark.

2018-19 HIGHS

Points	11	UConn (1/31/19)
Rebounds	3	3x, last at Missouri (12/2/18)
Assists	4	FAU (11/11/18)
Steals	2	2x, last at Tulane (1/23/19)
Blocks	1	2x, last at Memphis (1/27/19)
FG made	4	3x, last UConn (1/31/19)
FG attempts	9	Illinois St (12/21/18)
3FG made	1	5x, last at UConn (1/5/19)
3FG attempts	2	5x, last at Tulane (1/23/19)
FT made	5	Stetson (12/16/18)
FT attempts	5	Stetson (12/16/18)

CAREER HIGHS

Points	16	Mercer (11/10/17)
Rebounds	6	at Stetson (12/19/17)
Assists	4	3x, last FAU (11/11/18)
Steals	3	2x, last Temple (1/7/18)
Blocks	1	2x, last at Memphis (1/27/19)
FG made	6	2x, last vs. Nebraska (11/23/17)
FG attempts	13	at ECU (12/31/17)
3FG made	3	at ECU (12/31/17)
3FG attempts	5	at ECU (12/31/17)
FT made	5	5x, last Stetson (12/16/18)
FT attempts	7	Mercer (11/10/17)

MISCELLANEOUS GAME STATS

Led team in scoring	4
Led team in rebounds	1
Led team in assists	6
Double Figure Points	11
Double Figure Rebounds	--
Double-Doubles	--
20-Point Games	--
30-Point Games	--
3+ Three Pointers	1
5+ Assists	--
3+ Steals	2
3+ Blocks	--

GAME-BY-GAME

Opponent	Date	gs	min	Total		3-Pointers		Free throws		Rebounds				pf	a	t/o	blk	stl	pts	avg
				fg	fga	pct	3fg	3fga	pct	ft	fta	pct	off							
RIDER	11/06/	15	3-5	.60	0-1	.00	0-1	.00	1	1	2	2.0	1	1	1	0	1	6	6.0	
FLA. ATLANTIC	11/11/	20	2-3	.66	1-2	.50	0-0	.00	0	2	2	2.0	1	4	1	0	2	5	5.5	
vs Cal St. Fullerton	11/15/	24	1-4	.25	0-1	.00	0-0	.00	0	3	3	2.3	1	0	1	0	0	2	4.3	
vs Saint Joseph's	11/16/	20	3-5	.60	1-2	.50	0-0	.00	2	1	3	2.5	1	1	1	0	0	7	5.0	
vs Western Ky.	11/18/	17	2-3	.66	0-0	.00	0-0	.00	0	2	2	2.4	0	2	2	0	1	4	4.8	
ALABAMA	11/29/	8	0-0	.00	0-0	.00	0-0	.00	0	0	0	2.0	0	0	0	0	0	0	4.0	
at Mizou	12/02/	6	0-0	.00	0-0	.00	1-2	.50	0	3	3	2.1	0	0	0	0	0	1	3.6	
GRAMBLING	12/08/	9	2-3	.66	0-1	.00	4-4	1.00	0	0	0	1.9	1	1	1	0	0	8	4.1	
GA. SOUTHERN	12/11/	18	2-5	.40	1-2	.50	4-4	1.00	1	1	2	1.9	1	1	1	0	0	9	4.7	
STETSON	12/16/	18	2-5	.40	0-1	.00	5-5	1.00	0	1	1	1.8	3	3	0	1	0	9	5.1	
ILLINOIS ST.	12/21/	17	4-9	.44	1-2	.50	0-0	.00	0	0	0	1.6	1	2	1	0	0	9	5.5	
TEMPLE	01/02/	14	0-0	.00	0-0	.00	0-0	.00	0	0	0	1.5	1	1	3	0	1	0	5.0	
at UConn	01/05/	7	1-1	1.00	1-1	1.00	0-0	.00	0	0	0	1.4	0	0	1	0	0	3	4.8	
EAST CAROLINA	01/13/	5	0-1	.00	0-0	.00	0-0	.00	0	0	0	1.3	0	0	1	0	0	0	4.5	
at Wichita St.	01/16/	11	1-2	.50	0-1	.00	0-0	.00	0	0	0	1.2	1	1	0	0	0	2	4.3	
TULSA	01/19/	3	0-1	.00	0-0	.00	0-0	.00	0	0	0	1.1	0	0	1	0	0	0	4.1	
at Tulane	01/23/	16	2-8	.25	0-2	.00	0-0	.00	0	0	0	1.1	3	1	1	0	2	4	4.1	
at Memphis	01/27/	12	4-4	1.00	0-0	.00	0-0	.00	0	0	0	1.0	1	0	0	1	0	8	4.3	
UCONN	01/31/	22	4-4	1.00	0-0	.00	3-4	.75	0	2	2	1.1	0	1	1	0	0	11	4.6	
HOUSTON	02/07/	12	0-3	.00	0-1	.00	2-4	.50	0	1	1	1.1	0	0	0	1	0	2	4.5	
at SMU	02/10/	4	0-0	.00	0-0	.00	0-0	.00	0	0	0	1.0	0	0	1	0	0	0	4.3	
SOUTH FLA.	02/13/	16	0-1	.00	0-0	.00	1-3	.33	0	2	2	1.0	2	0	1	0	0	1	4.1	
MEMPHIS	02/16/	1	0-0	.00	0-0	.00	0-0	.00	0	0	0	1.0	1	0	1	0	0	0	4.0	
at Cincinnati	02/21/	2	0-1	.00	0-0	.00	0-0	.00	0	0	0	1.0	0	0	1	0	0	0	3.8	
Totals		0	297	33-68	.48	5-17	29	20-27	.74	4	19	23	1.0	19	19	21	3	7	91	3.8

Games played: 24
 Minutes/game: 12.4
 Points/game: 3.8
 FG Pct: 48.5
 3FG Pct: 29.4
 FT Pct: 74.1

Rebounds/game: 1.0
 Assists/game: 0.8
 Turnovers/game: 0.9
 Assist/turnover ratio: 0.9
 Steals/game: 0.3
 Blocks/game: 0.1



DAYON GRIFFIN

6-4 | 210 | r-senior | guard
st. petersburg, fla. | st. petersburg hs



KNIGHT NOTES

2018-19

- Tulane 1/23: Scored nine points on a season-high three made three-pointers
- Tulsa 1/19: Grabbed a season-high seven rebounds to go with three assists
- at Wichita 1/16: Scored season-high 10 points on two three-pointers and had three steals
- at UConn 1/5: Scored season-high nine points and tied career high with four steals
- Stetson 12/16: Scored seven points on 2-of-3 from beyond the arc
- NKU 11/24: Scored four points on 2-of-4 from the field after missing four games
- Rider 11/6: Scored five points on 2-of-4 shooting in 20 minutes off the bench

2017-18

- Played in all 32 games, starting four in first season on the court for the Knights.
- Fourth on the team with 8.7 points per game.
- Also averaged 4.1 rebounds per game, dished out 38 assists and picked up 26 steals.
- Led the Knights with 56 three-pointers.
- Made a three in 26 out of 32 games, recording multiple three-pointers 19 times.
- Scored in double figures in 16 games during the season.
- First UCF player to score in double figures in first three games as a Knight since 2000-01.
- UConn (1/31): Grabbed a career high eight rebounds to go with 12 points and two threes.
- Wichita (1/25): Led UCF with 15 points on three 3-pointers.
- Temple (1/7): Led the Knights with 15 points on 3-of-5 from beyond the arc.
- Mercer (11/10): Led the Knights with 16 points in debut as a Knight.

2018-19 HIGHS

Points	10	at Wichita (1/16/19)
Rebounds	7	Tulsa (1/19/19)
Assists	3	2x, last Memphis (2/16/19)
Steals	4	at UConn (1/5/19)
Blocks	1	4x, last Memphis (2/16/19)
FG made	3	3x, last at Tulane (1/23/19)
FG attempts	9	Memphis (2/16/19)
3FG made	3	at Tulane (1/23/19)
3FG attempts	7	at Tulane (1/23/19)
FT made	2	4x, last UConn (1/31/19)
FT attempts	4	at Memphis (1/27/19)

CAREER HIGHS

Points	29	vs. ETSU (3/28/16)
Rebounds	8	UConn (1/31/18)
Assists	6	Rice (2/27/16)
Steals	4	4x, last at UConn (1/5/19)
Blocks	2	4x, last SC State (12/21/17)
FG made	12	vs. ETSU (3/28/16)
FG attempts	20	vs. ETSU (3/28/16)
3FG made	7	Charlotte (1/9/16)
3FG attempts	10	2x, last at Tulsa (2/21/18)
FT made	6	Mercer (11/10/17)
FT attempts	9	Mercer (11/10/17)

MISCELLANEOUS GAME STATS

Led team in scoring	8
Led team in rebounds	3
Led team in assists	5
Double Figure Points	35
Double Figure Rebounds	--
Double-Doubles	--
20-Point Games	3
30-Point Games	--
3+ Three Pointers	16
5+ Assists	3
3+ Steals	10
3+ Blocks	--

GAME-BY-GAME

Opponent	Date	gs	min	Total		3-Pointers		Free throws		Rebounds				pf	a	t/o	blk	stl	pts	avg
				fg-fga	pct	3fg-fga	pct	ft-fga	pct	off	def	tot	avg							
RIDER	11/06/	20	2-4	.50	1-3	.33	0-0	.00	1	1	2	2.0	2	1	1	0	1	5	5.0	
NORTHERN KY.	11/24/	13	2-4	.50	0-1	.00	0-0	.00	0	1	1	1.5	0	2	0	0	0	4	4.5	
ALABAMA	11/29/	15	1-4	.25	1-3	.33	0-0	.00	0	1	1	1.3	0	2	0	0	0	3	4.0	
at Mizzou	12/02/	19	1-3	.33	0-2	.00	0-0	.00	0	2	2	1.5	1	1	1	0	1	2	3.5	
GRAMBLING	12/08/	9	0-4	.00	0-3	.00	0-0	.00	0	0	0	1.2	1	1	0	1	0	0	2.8	
GA. SOUTHERN	12/11/	4	0-2	.00	0-2	.00	0-0	.00	0	0	0	1.0	0	0	0	0	0	0	2.3	
STETSON	12/16/	8	2-3	.66	2-3	.66	1-2	.50	0	1	1	1.0	0	0	0	0	0	7	3.0	
TEMPLE	01/02/	10	1-1	1.00	0-0	.00	0-0	.00	0	2	2	1.1	1	1	1	0	0	2	2.9	
at UConn	01/05/	20	3-3	1.00	1-1	1.00	2-3	.66	0	1	1	1.1	1	0	1	0	4	9	3.6	
EAST CAROLINA	01/13/	16	1-5	.20	1-4	.25	1-2	.50	2	1	3	1.3	0	0	0	0	1	4	3.6	
at Wichita St.	01/16/	27	3-6	.50	2-5	.40	2-2	1.00	0	1	1	1.3	2	1	0	0	3	10	4.2	
TULSA	01/19/	27	0-5	.00	0-3	.00	2-2	1.00	1	6	7	1.8	4	3	2	0	0	2	4.0	
at Tulane	01/23/	19	3-7	.42	3-7	.42	0-0	.00	1	1	2	1.8	0	0	2	0	1	9	4.4	
at Memphis	01/27/	25	1-6	.16	1-6	.16	1-4	.25	0	1	1	1.7	1	2	2	1	2	4	4.4	
UCONN	01/31/	9	0-4	.00	0-2	.00	2-2	1.00	1	2	3	1.8	0	0	0	0	0	2	4.2	
HOUSTON	02/07/	19	1-3	.33	1-3	.33	0-2	.00	0	3	3	1.9	3	1	0	0	0	3	4.1	
at SMU	02/10/	19	2-5	.40	1-4	.25	0-0	.00	0	2	2	1.9	2	0	1	1	0	5	4.2	
SOUTH FLA.	02/13/	10	2-3	.66	1-2	.50	0-0	.00	0	1	1	1.8	1	0	2	0	0	5	4.2	
MEMPHIS	02/16/	29	2-9	.22	0-5	.00	0-0	.00	0	5	5	2.0	2	3	0	1	2	4	4.2	
at Cincinnati	02/21/	12	0-1	.00	0-0	.00	0-0	.00	0	1	1	2.0	0	1	1	0	0	0	4.0	
Totals		0	330	27-82	.32	15-59	.25	11-19	.57	6	33	39	2.0	21	19	14	4	15	80	4.0

Games played: 20
 Minutes/game: 16.5
 Points/game: 4.0
 FG Pct: 32.9
 3FG Pct: 25.4
 FT Pct: 57.9

Rebounds/game: 2.0
 Assists/game: 1.0
 Turnovers/game: 0.7
 Assist/turnover ratio: 1.4
 Steals/game: 0.8
 Blocks/game: 0.2



AUBREY DAWKINS

6-6 | 205 | r-junior | guard
durham, n.c. | new hampton prep (n.h.)



KNIGHT NOTES

2018-19

- Scored in double figures in his first 18 games at UCF, the first Knight to do so in the team's D1 era, and has scored in double figures in 23 out of 25 games this season
- Twice named American Athletic Conference Player of the Week (Nov. 19, Jan. 7) and once on The American Weekly Honor Roll (Feb. 11).
- Ranks 12th in the conference in scoring with 15.4 points per game
- Also fifth in the conference with a 79.2 free throw percentage, eighth with a 38.4 three-point percentage and 10th with 2.1 threes per game
- Earned Myrtle Beach Invitational MVP honors
- Cincinnati 2/21: Recorded 15 of his 18 points in the second half, going 4-of-6 from deep
- Memphis 2/16: Scored 15 of his 17 points in the second half
- SMU 2/10: Scored a season-high 26 points on 9-of-12 shooting and 4-of-6 from three
- Tulane 1/23: Led the Knights with 19 points on three made three-pointers
- Wichita 1/16: Scored 22 points on 3-of-6 from beyond the arc
- ECU 1/13: Led the Knights with 18 points and six rebounds, scoring 15 in the second half
- at UConn 1/5: Scored season-high 23 points on 9-of-13 shooting and 2-of-4 from three
- Stetson 12/16: Scored 19 points and had career-high 13 rebounds for second ever double-double
- Missouri 12/2: Led UCF with 22 points on 6-of-9 from the field and 4-of-7 from three
- WKU 11/18: Led UCF with 21 points on five three-pointers
- Rider 11/6: Recorded first career double-double with 16 points and 10 rebounds

2016-18 at UCF

- Sat out the 2016-17 season due to NCAA transfer rules
- Missed all of the 2017-18 season after suffering shoulder injury during preseason

2014-16 at Michigan

- As a sophomore, played in all 36 games with nine starts, averaging 6.5 points in 2015-16.
- Scored in double figures 10 times with a season-best 19 points against Youngstown State (12/19).
- Named Michigan's "Sixth Man of the Year", producing five double-digit performance off the bench.
- Shot 50 percent from the field and 44 percent from behind the arc.
- As a freshman, played in 30 games with 13 starts, averaging 7.0 points and 20.7 minutes of action.
- Recorded eight double figure scoring games, including three 20-point performances.
- Scored a career-best 31 points against Rutgers (3/7).
- Shot 47.8 percent from the field and 43.8 percent from three-point range.

2018-19 HIGHS

Points	26	at SMU (2/10/19)
Rebounds	13	Stetson (12/16/18)
Assists	4	vs. WKU (11/18/18)
Steals	2	9x, last South Florida (2/13/19)
Blocks	2	#12 Houston (2/7/19)
FG made	9	2x, last at SMU (2/10/19)
FG attempts	16	2x, last at Wichita (1/16/19)
3FG made	5	2x, last Illinois St (12/21/18)
3FG attempts	9	vs. WKU (11/18/18)
FT made	10	Alabama (11/29/18)
FT attempts	10	Alabama (11/29/18)

CAREER HIGHS

Points	31	Rutgers (3/7/15)
Rebounds	13	Stetson (12/16/18)
Assists	4	vs. WKU (11/18/18)
Steals	2	11x, last S. Florida (2/13/19)
Blocks	2	3x, last #12 Houston (2/7/19)
FG made	10	Rutgers (3/7/15)
FG attempts	16	2x, last at Wichita (1/16/19)
3FG made	8	Rutgers (3/7/15)
3FG attempts	11	Rutgers (3/7/15)
FT made	10	Alabama (11/29/18)
FT attempts	10	Alabama (11/29/18)

MISCELLANEOUS GAME STATS

Led team in scoring	15
Led team in rebounds	5
Led team in assists	1
Double Figure Points	41
Double Figure Rebounds	2
Double-Doubles	2
20-Point Games	8
30-Point Games	1
3+ Three Pointers	19
5+ Assists	--
3+ Steals	--
3+ Blocks	--

GAME-BY-GAME

Opponent	Date	gs	min	Total		3-Pointers		Free throws		Rebounds				pf	t/o	blk	stl	pts	avg		
				fg	fga	pct	3fg	3fga	pct	ft	fta	pct	off							def	tot
RIDER	11/06/	*	31	5-14	.35	1-8	.12	5-7	.71	1	9	10	10.0	2	0	3	2	2	16	16.0	
FLA. ATLANTIC	11/11/	*	31	6-16	.37	1-6	.16	3-3	1.00	2	3	5	7.5	2	1	1	0	0	16	16.0	
vs Cal St. Fullerton	11/15/	*	32	6-12	.50	1-6	.16	0-0	.00	1	3	4	6.3	2	0	2	0	2	13	15.0	
vs Saint Joseph's	11/16/	*	34	5-11	.45	2-6	.33	1-2	.50	0	6	6	6.3	2	0	1	0	1	13	14.5	
vs Western Ky.	11/18/	*	38	8-13	.61	5-9	.55	0-0	.00	0	4	4	5.8	3	4	0	0	0	21	15.8	
NORTHERN KY.	11/24/	*	34	5-9	.55	2-5	.40	0-0	.00	0	5	5	5.7	3	1	4	1	0	12	15.2	
ALABAMA	11/29/	*	36	3-10	.30	0-4	.00	10-10	1.00	0	2	2	5.1	1	3	1	1	2	16	13.3	
at Mizzou	12/02/	*	39	6-9	.66	4-7	.57	6-6	1.00	1	3	4	5.0	4	0	3	0	2	22	16.1	
GRAMBLING	12/08/	*	29	3-10	.30	1-2	.50	4-4	1.00	2	6	8	5.3	2	1	3	0	2	11	15.6	
GA. SOUTHERN	12/11/	*	35	4-13	.30	1-4	.25	1-2	.50	1	5	6	5.4	1	1	3	0	0	10	15.0	
STETSON	12/16/	*	27	6-13	.46	2-5	.40	5-6	.83	4	9	13	6.1	2	1	0	0	2	19	14.4	
ILLINOIS ST.	12/21/	*	33	6-10	.60	5-7	.71	1-2	.50	1	4	5	6.0	3	3	0	1	0	18	15.6	
TEMPLE	01/02/	*	35	5-9	.55	0-2	.00	0-2	.00	0	3	3	5.8	3	3	0	0	0	10	15.2	
at UConn	01/05/	*	38	9-13	.69	2-4	.50	3-4	.75	0	4	4	5.6	1	1	2	0	0	23	15.7	
EAST CAROLINA	01/13/	*	29	6-14	.42	2-8	.25	4-5	.80	1	5	6	5.7	4	3	1	1	1	18	15.9	
at Wichita St.	01/16/	*	28	8-16	.50	3-6	.50	3-3	1.00	0	2	2	5.4	4	1	3	0	1	22	16.3	
TULSA	01/19/	*	35	5-13	.38	2-6	.33	0-0	.00	2	3	5	5.4	4	2	0	0	1	12	16.0	
at Tulane	01/23/	*	28	7-13	.53	3-7	.42	2-2	1.00	1	6	7	5.5	1	1	0	0	2	19	16.2	
at Memphis	01/27/	*	29	1-10	.10	0-5	.00	0-0	.00	1	2	3	5.4	4	1	4	0	1	2	15.4	
UCONN	01/31/	*	35	2-6	.33	1-3	.33	4-6	.66	2	3	5	5.4	1	1	2	1	2	9	15.1	
HOUSTON	02/07/	*	33	5-15	.33	3-7	.42	0-2	.00	1	4	5	5.3	5	0	2	2	0	13	15.0	
at SMU	02/10/	*	38	9-12	.75	4-6	.66	4-5	.80	1	4	5	5.3	1	2	3	1	1	26	15.5	
SOUTH FLA.	02/13/	*	32	4-8	.50	1-4	.25	1-2	.50	0	2	2	5.2	2	1	0	0	2	10	15.3	
MEMPHIS	02/16/	*	35	5-12	.41	3-5	.60	4-4	1.00	1	3	4	5.1	2	2	0	0	1	17	15.3	
at Cincinnati	02/21/	*	37	7-13	.53	4-6	.66	0-0	.00	0	3	3	5.0	1	1	1	0	1	18	15.4	
Totals			25	831	136-294	.46	53-138	.38	61-77	.79	23	103	126	5.0	60	34	39	10	26	386	15.4

Games played: 25
Minutes/game: 33.2
Points/game: 15.4
FG Pct: 46.3
3FG Pct: 38.4
FT Pct: 79.2

Rebounds/game: 5.0
Assists/game: 1.4
Turnovers/game: 1.6
Assist/turnover ratio: 0.9
Steals/game: 1.0
Blocks/game: 0.4



FRANKBERTZ

6-5 | 180 | junior | guard
hesperia, calif. | sultana hs



KNIGHT NOTES

2018-19

- Cincinnati 2/21: Scored six points in less than six minutes, going 2-of-2 from long distance
- Houston 2/7: Hit two threes for six points
- Memphis 1/27: Knocked down 2-of-5 from three-point range for six points
- Tulane 1/23: Scored first points since Dec. 21 with two points and three rebounds
- Stetson 12/16: Had nine points on a trio of three-pointers
- Grambling 12/8: Scored eight points and went 2-of-2 from beyond the arc
- WKU 11/18: Scored 11 points on three three-pointers
- Saint Joe's 11/16: Scored 10 points on two three-pointers
- Rider 11/6: Made UCF debut

Prior to UCF

- A two-year starter at East Los Angeles College
- As a sophomore, shot 79-of-166 (48%) from three-point range
- Also averaged 13.2 points and 3.6 rebounds per game, while shooting 88 percent from the free throw line
- Led ELAC to a 24-6 overall record and a 9-1 league mark
- His squad won the South Coast Conference Championship
- Earned First Team All-Conference honors

2018-19 HIGHS

Points	11	WKU (11/18/18)
Rebounds	5	2x, last Grambling (12/8/18)
Assists	2	2x, last Stetson (12/16/18)
Steals	2	4x, last UConn (1/31/19)
Blocks	1	2x, last S. Florida (2/13/19)
FG made	4	Saint Joe's (11/16/18)
FG attempts	9	2x, last Stetson (12/16/18)
3FG made	3	2x, last Stetson (12/16/18)
3FG attempts	7	WKU (11/18/18)
FT made	2	2x, last WKU (11/18/18)
FT attempts	2	2x, last WKU (11/18/18)

CAREER HIGHS

Points	11	WKU (11/18/18)
Rebounds	5	2x, last Grambling (12/8/18)
Assists	2	2x, last Stetson (12/16/18)
Steals	2	4x, last UConn (1/31/19)
Blocks	1	2x, last S. Florida (2/13/19)
FG made	4	Saint Joe's (11/16/18)
FG attempts	9	2x, last Stetson (12/16/18)
3FG made	3	2x, last Stetson (12/16/18)
3FG attempts	7	WKU (11/18/18)
FT made	2	2x, last WKU (11/18/18)
FT attempts	2	2x, last WKU (11/18/18)

MISCELLANEOUS GAME STATS

Led team in scoring	--
Led team in rebounds	--
Led team in assists	--
Double Figure Points	2
Double Figure Rebounds	--
Double-Doubles	--
20-Point Games	--
30-Point Games	--
3+ Three Pointers	2
5+ Assists	--
3+ Steals	--
3+ Blocks	--

GAME-BY-GAME

Opponent	Date	gs	min	Total		3-Pointers		Free throws		Rebounds			pf	a	t/o	blk	stl	pts	avg	
				fg	fga	fga	pct	ft	fta	off	def	tot								avg
RIDER	11/06/	2	0-1	.00	0-1	.00	0-0	.00	0	0	0	0	2	1	0	0	0	0	0.0	
FLA. ATLANTIC	11/11/	10	0-4	.00	0-3	.00	2-2	1.00	0	3	3	1.5	2	0	2	0	1	2	1.0	
vs Cal St. Fullerton	11/15/	11	0-2	.00	0-1	.00	0-0	.00	1	4	5	2.7	1	0	1	0	1	0	0.7	
vs Saint Joseph's	11/16/	20	4-6	.66	2-4	.50	0-0	.00	1	3	4	3.0	0	2	0	0	2	10	3.0	
vs Western Ky.	11/18/	18	3-9	.33	3-7	.42	2-2	1.00	1	2	3	3.0	1	1	1	0	1	11	4.6	
NORTHERN KY.	11/24/	14	1-4	.25	1-3	.33	0-1	.00	2	2	4	3.2	0	0	0	0	0	3	4.3	
ALABAMA	11/29/	5	1-2	.50	1-2	.50	0-0	.00	0	1	1	2.9	0	0	0	0	0	3	4.1	
at Mizzou	12/02/	2	0-0	.00	0-0	.00	0-0	.00	0	0	0	2.5	0	0	0	0	0	0	3.6	
GRAMBLING	12/08/	16	3-4	.75	2-2	1.00	0-0	.00	3	2	5	2.8	2	0	1	0	1	8	4.1	
GA. SOUTHERN	12/11/	9	1-3	.33	0-1	.00	0-0	.00	0	0	0	2.5	3	1	0	0	0	2	3.9	
STETSON	12/16/	23	3-9	.33	3-8	.37	0-0	.00	0	1	1	2.4	2	2	0	0	1	9	4.4	
ILLINOIS ST.	12/21/	13	1-1	1.00	0-0	.00	0-0	.00	1	0	1	2.3	1	0	0	0	2	2	4.2	
TEMPLE	01/02/	3	0-0	.00	0-0	.00	0-0	.00	0	0	0	2.1	1	0	1	0	0	0	3.8	
at UConn	01/05/	5	0-0	.00	0-0	.00	0-0	.00	0	0	0	1.9	0	1	0	0	0	0	3.6	
EAST CAROLINA	01/13/	11	0-2	.00	0-2	.00	0-0	.00	0	0	0	1.8	1	0	1	0	0	0	3.3	
at Wichita St.	01/16/	7	0-1	.00	0-1	.00	0-0	.00	0	0	0	1.7	0	0	0	0	0	0	3.1	
TULSA	01/19/	8	0-1	.00	0-1	.00	0-0	.00	0	0	0	1.6	0	0	1	1	0	0	2.9	
at Tulane	01/23/	17	1-4	.25	0-3	.00	0-0	.00	1	2	3	1.7	0	0	0	0	2	2	2.9	
at Memphis	01/27/	13	2-5	.40	2-5	.40	0-0	.00	0	1	1	1.6	1	1	0	0	1	6	3.1	
UConn	01/31/	12	1-2	.50	1-1	1.00	0-0	.00	1	1	2	1.7	1	1	1	0	0	2	3.1	
HOUSTON	02/07/	17	2-5	.40	2-4	.50	0-0	.00	0	1	1	1.6	3	1	0	0	0	6	3.2	
at SMU	02/10/	6	0-0	.00	0-0	.00	0-0	.00	0	0	0	1.5	1	0	0	0	0	0	3.0	
SOUTH FLA.	02/13/	16	0-1	.00	0-1	.00	0-0	.00	0	0	0	1.5	1	1	0	1	0	0	2.9	
MEMPHIS	02/16/	4	0-2	.00	0-1	.00	0-0	.00	0	0	0	1.4	0	0	0	0	1	0	2.8	
at Cincinnati	02/21/	5	2-2	1.00	2-2	1.00	0-0	.00	0	0	0	1.4	0	0	0	0	0	6	2.9	
Totals		0	267	25-70	.35	19-53	.35	4-5	.80	11	23	34	1.4	23	12	9	2	15	73	2.9

Games played: 25
 Minutes/game: 10.7
 Points/game: 2.9
 FG Pct: 35.7
 3FG Pct: 35.8
 FT Pct: 80.0

Rebounds/game: 1.4
 Assists/game: 0.5
 Turnovers/game: 0.4
 Assist/turnover ratio: 1.3
 Steals/game: 0.6
 Blocks/game: 0.1



CHAD BROWN

6-9 | 245 | senior | forward
deltona, fla. | deltona hs



KNIGHT NOTES

2018-19

- Ranks eighth in The American with 1.1 blocked shots per game
- Is eighth all-time at UCF with 91 career blocked shots
- Memphis 2/16: Blocked season-high four shots and grabbed eight rebounds
- Memphis 1/27: Had a team-high nine rebounds and tied a season-high with three blocks
- Tulsa 1/19: Scored seven points and tied a career-high with 10 rebounds
- ECU 1/13: Tied season-highs with nine points and eight rebounds
- Illinois St 12/21: Made first start of the season, scoring six points with four boards, two steals and two blocked shots
- Stetson 12/16: Had nine points and six rebounds
- Missouri 12/2: Led UCF with eight rebounds and had two blocked shots
- Alabama 11/29: Scored eight points and led the Knights with eight rebounds
- NKU 11/24: Totaled season highs of three blocks and seven rebounds
- WKU 11/18: Had six points on 3-of-3 from the field with five rebounds
- Fullerton 11/15: Scored eight points, with five boards and two blocks

2017-18

- Played in all 32 games, starting 15 times.
- Averaged 5.2 points and was third on the team with 4.6 rebounds per game.
- Led the Knights with 34 blocked shots, ranking eighth in the league with 1.1 blocks per game.
- Was 11th in the league with 1.8 offensive rebounds per game during conference games.

2018-19 HIGHS

Points	9	2x, last ECU (1/13/19)
Rebounds	10	Tulsa (1/19/19)
Assists	2	2x, last Illinois St (12/21/18)
Steals	2	3x, last at UConn (1/5/19)
Blocks	4	Memphis (2/16/19)
FG made	4	Stetson (12/16/18)
FG attempts	7	2x, last ECU (1/13/19)
3FG made	--	--
3FG attempts	1	Stetson (12/16/18)
FT made	3	3x, last S. Florida (2/13/19)
FT attempts	8	Alabama (11/29/18)

CAREER HIGHS

Points	13	2x, last at USF (1/20/18)
Rebounds	10	4x, last Tulsa (1/19/19)
Assists	2	3x, last Illinois St (12/21/18)
Steals	3	vs. ECU (3/8/18)
Blocks	5	G-WU (11/15/17)
FG made	6	at USF (1/20/18)
FG attempts	8	2x, last at USF (1/20/18)
3FG made	--	--
3FG attempts	1	Stetson (12/16/18)
FT made	8	2x, last vs. St. John's (11/26/17)
FT attempts	13	vs. St. John's (11/26/17)

MISCELLANEOUS GAME STATS

Led team in scoring	1
Led team in rebounds	16
Led team in assists	1
Double Figure Points	9
Double Figure Rebounds	4
Double-Doubles	2
20-Point Games	--
30-Point Games	--
3+ Three Pointers	--
5+ Assists	--
3+ Steals	1
3+ Blocks	9

GAME-BY-GAME

Opponent	Date	gs	min	Total		3-Pointers		Free throws		Rebounds				pf	a	t/o	blk	stl	pts	avg	
				fg	fga	pct	3fg	3fga	pct	ft	fta	pct	off								def
RIDER	11/06/	14	1-1	1.00	0-0	.00	0-0	.00	0-0	.00	0	2	2	2.0	5	0	0	2	0	2	2.0
FLA. ATLANTIC	11/11/	19	1-2	.50	0-0	.00	1-2	.50	3	2	5	3.5	0	0	0	2	1	3	2.5		
vs Cal St. Fullerton	11/15/	20	3-5	.60	0-0	.00	2-2	1.00	2	3	5	4.0	2	2	0	2	0	8	4.3		
vs Saint Joseph's	11/16/	16	3-7	.42	0-0	.00	0-0	.00	2	2	4	4.0	1	1	0	0	0	6	4.8		
vs Western Ky.	11/18/	13	3-3	1.00	0-0	.00	0-0	.00	1	4	5	4.2	4	0	1	1	0	6	5.0		
NORTHERN KY.	11/24/	21	2-4	.50	0-0	.00	1-1	1.00	0	7	7	4.7	1	0	0	3	0	5	5.0		
ALABAMA	11/29/	27	3-4	.75	0-0	.00	2-8	.25	1	7	8	5.1	1	0	0	1	2	8	5.4		
at Mizzou	12/02/	24	1-3	.33	0-0	.00	0-0	.00	2	6	8	5.5	1	0	1	2	0	2	5.0		
GRAMBLING	12/08/	16	1-4	.25	0-0	.00	3-6	.50	1	3	4	5.3	2	1	1	1	0	5	5.0		
GA. SOUTHERN	12/11/	17	1-2	.50	0-0	.00	0-0	.00	1	4	5	5.3	0	1	1	0	0	2	4.7		
STETSON	12/16/	15	4-6	.66	0-1	.00	1-2	.50	2	4	6	5.4	1	1	1	1	0	9	5.1		
ILLINOIS ST.	12/21/	* 26	2-4	.50	0-0	.00	2-2	1.00	1	3	4	5.3	0	2	2	2	2	2	6	5.2	
TEMPLE	01/02/	13	1-5	.20	0-0	.00	1-1	1.00	0	2	2	5.0	1	0	0	0	0	3	5.0		
at UConn	01/05/	16	2-3	.66	0-0	.00	0-0	.00	0	3	3	4.9	2	0	0	1	2	4	4.9		
EAST CAROLINA	01/13/	25	3-7	.42	0-0	.00	3-6	.50	5	3	8	5.1	1	0	0	0	1	9	5.2		
at Wichita St.	01/16/	7	0-1	.00	0-0	.00	2-2	1.00	0	2	2	4.9	2	0	0	0	0	2	5.0		
TULSA	01/19/	24	3-3	1.00	0-0	.00	1-1	1.00	0	10	10	5.2	2	0	0	1	0	7	5.1		
at Tulane	01/23/	13	2-4	.50	0-0	.00	0-0	.00	1	1	2	5.0	2	0	0	0	0	4	5.1		
at Memphis	01/27/	17	1-4	.25	0-0	.00	1-2	.50	5	4	9	5.2	1	0	2	3	0	3	4.9		
UCONN	01/31/	22	3-4	.75	0-0	.00	1-4	.25	1	3	4	5.2	2	1	0	0	0	7	5.1		
HOUSTON	02/07/	22	2-3	.66	0-0	.00	1-2	.50	1	4	5	5.1	2	0	0	2	1	5	5.0		
at SMU	02/10/	13	1-4	.25	0-0	.00	2-2	1.00	0	3	3	5.0	1	0	1	0	0	4	5.0		
SOUTH FLA.	02/13/	21	1-3	.33	0-0	.00	3-6	.50	4	5	9	5.2	3	1	2	0	1	5	5.0		
MEMPHIS	02/16/	25	2-3	.66	0-0	.00	0-0	.00	2	6	8	5.3	3	1	0	4	0	4	5.0		
at Cincinnati	02/21/	12	1-2	.50	0-0	.00	0-1	.00	1	0	1	5.2	2	0	2	0	0	2	4.8		
Totals		1	458	47-91	.51	0-1	.00	27-50	.54	36	93	129	5.2	42	11	15	28	10	121	4.8	

Games played: 25
 Minutes/game: 18.3
 Points/game: 4.8
 FG Pct: 51.6
 3FG Pct: 0.0
 FT Pct: 54.0

Rebounds/game: 5.2
 Assists/game: 0.4
 Turnovers/game: 0.6
 Assist/turnover ratio: 0.7
 Steals/game: 0.4
 Blocks/game: 1.1



TACKO FALL

7-6 | 310 | senior | center
dakar, senegal | liberty christian prep



KNIGHT NOTES

2018-19

- With 263 career blocks, he is the all-time leader at UCF in blocked shots.
- Leads The American with a 76.4 field goal percentage and would lead the nation if he qualified due to NCAA minimum field goals made
- Also leads The American and ranks seventh in the nation with 2.72 blocked shots per game
- Now has 807 career rebounds and is fourth all-time in UCF history.
- Ranks sixth in the league with 6.8 rebounds per game
- Has had four or more blocks nine times this season
- Became the 20th member of UCF's 1,000-Point Club with 13 points vs. Houston on Feb. 7, now totaling 1,054 in his four seasons
- The Knights are 14-1 when Fall scores in double figures this season
- Memphis 2/16: Had 15 points with seven rebounds and went 5-of-7 from the free throw line
- South Florida 2/13: Set a UCF record with 21 free throw attempts, scoring a season-high 21 points and grabbing nine rebounds
- Tulane 1/23: Recorded double figure rebounds for the fourth time with 10 boards and 3 blocks
- Temple 1/2: Second straight double-double and third of the year with 16 points and 11 boards
- Illinois St 12/21: Recorded second double-double of the season with 11 points and 12 boards
- Ga. Southern 12/11: Scored 14 points to with four blocked shots
- NKU 11/24: Had a season high 20 points to go with nine rebounds
- Named to Myrtle Beach Invitational All-Tournament Team
- Saint Joe's 11/16: Scored 12 points on 6-of-8 shooting with nine rebounds and four blocks
- Fullerton 11/15: Scored 12 points and had 10 rebounds for first double-double of the season
- Named Preseason Second Team All-Conference by The American
- Also named to the Kareem Abdul-Jabbar Award Preseason Watch List

2017-18

- Shot .736 from the field (343-466), setting a new UCF single-season record.
- Played in 16 games, starting 15 and missing 16 contests due to injury.
- Was third on the team with 11.3 points per game and second with 7.3 rebounds per outing.
- Also second on the team with 31 blocked shots.

2018-19 HIGHS

Points	21	South Florida (2/13/19)
Rebounds	12	Illinois St (12/21/18)
Assists	2	3x, last Temple (1/2/19)
Steals	1	7x, last Memphis (2/16/19)
Blocks	6	at Missouri (12/2/18)
FG made	7	2x, last Temple (1/2/19)
FG attempts	9	2x, last S. Florida (2/13/19)
3FG made	--	--
3FG attempts	--	--
FT made	9	South Florida (2/13/19)
FT attempts	21	South Florida (2/13/19)

CAREER HIGHS

Points	31	Miami (OH) (12/18/16)
Rebounds	17	Penn (12/12/16)
Assists	3	Md. ES (12/10/16)
Steals	2	Penn (12/12/16)
Blocks	6	3x, last at Missouri (12/2/18)
FG made	13	vs. Miss State (11/17/16)
FG attempts	17	vs. Miss State (11/17/16)
3FG made	-	--
3FG attempts	1	ECU (1/3/17)
FT made	9	2x, last S. Florida (2/13/19)
FT attempts	21	South Florida (2/13/19)

MISCELLANEOUS GAME STATS

Led team in scoring	19
Led team in rebounds	49
Led team in assists	--
Double Figure Points	52
Double Figure Rebounds	28
Double-Doubles	21
20-Point Games	7
30-Point Games	1
3+ Three Pointers	--
5+ Assists	--
3+ Steals	--
3+ Blocks	45

GAME-BY-GAME

Opponent	Date	gs	min	Total		3-Pointers		Free throws		Rebounds				pf	a	t/o	b/k	stl	pts	avg
				fg	fga	pct	3fg	3fga	pct	ft	fta	pct	off							
RIDER	11/06/	*	17	2-2	1.00	0-0	.00	0-2	.00	0	6	6	6.0	4	0	1	5	0	4	4.0
FLA. ATLANTIC	11/11/	*	23	4-4	1.00	0-0	.00	1-4	.25	1	6	7	6.5	3	1	3	0	0	9	6.5
vs Cal St. Fullerton	11/15/	*	20	5-7	.71	0-0	.00	2-4	.50	2	8	10	7.7	4	2	1	3	0	12	8.3
vs Saint Joseph's	11/16/	*	21	6-8	.75	0-0	.00	0-0	.00	3	6	9	8.0	1	1	3	4	1	12	9.3
vs Western Ky.	11/18/	*	25	6-8	.75	0-0	.00	1-9	.11	2	4	6	7.6	3	2	2	2	0	13	10.0
NORTHERN KY.	11/24/	*	23	7-8	.87	0-0	.00	6-15	.40	3	6	9	7.8	3	0	1	1	0	20	11.7
ALABAMA	11/29/	*	19	5-8	.62	0-0	.00	0-3	.00	2	0	2	7.0	4	0	2	4	0	10	11.4
at Mizou	12/02/	*	37	3-3	1.00	0-0	.00	0-3	.00	2	2	4	6.6	2	0	3	6	0	6	10.8
GRAMBLING	12/08/	*	24	3-5	.60	0-0	.00	1-6	.16	0	8	8	6.8	2	0	2	5	0	7	10.3
GA. SOUTHERN	12/11/	*	27	6-7	.85	0-0	.00	2-3	.66	3	1	4	6.5	3	0	2	4	0	14	10.7
STETSON	12/16/	*	23	4-5	.80	0-0	.00	2-6	.33	2	4	6	6.5	1	0	0	5	0	10	10.6
ILLINOIS ST.	12/21/	*	27	5-5	1.00	0-0	.00	1-4	.25	5	7	12	6.9	2	0	1	1	1	11	10.7
TEMPLE	01/02/	*	31	7-9	.77	0-0	.00	2-6	.33	6	5	11	7.2	3	2	1	3	0	16	11.1
at UConn	01/05/	*	28	1-1	1.00	0-0	.00	1-3	.33	0	5	5	7.1	4	1	4	2	1	3	10.5
EAST CAROLINA	01/13/	*	30	4-5	.80	0-0	.00	2-10	.20	4	3	7	7.1	2	0	1	2	0	10	10.5
at Wichita St.	01/16/	*	32	2-4	.50	0-0	.00	2-4	.50	2	5	7	7.1	0	0	0	2	1	6	10.2
TULSA	01/19/	*	16	5-8	.62	0-0	.00	2-6	.33	4	2	6	7.0	5	0	1	0	0	12	10.3
at Tulane	01/23/	*	20	2-6	.33	0-0	.00	0-2	.00	3	7	10	7.2	4	0	4	3	1	4	9.9
at Memphis	01/27/	*	19	3-4	.75	0-0	.00	1-4	.25	2	4	6	7.1	3	1	3	2	0	7	9.8
UCONN	01/31/	*	25	4-4	1.00	0-0	.00	1-2	.50	1	6	7	7.1	2	0	1	2	0	9	9.8
HOUSTON	02/07/	*	19	5-6	.83	0-0	.00	3-7	.42	2	4	6	7.0	3	0	2	0	0	13	9.9
at SMU	02/10/	*	26	4-5	.80	0-0	.00	2-2	1.00	0	3	3	6.9	1	0	2	2	1	10	9.9
SOUTH FLA.	02/13/	*	26	6-9	.66	0-0	.00	9-21	.42	2	7	9	7.0	3	1	1	5	0	21	10.4
MEMPHIS	02/16/	*	20	5-6	.83	0-0	.00	5-7	.71	3	4	7	7.0	4	0	2	0	1	15	10.6
at Cincinnati	02/21/	*	34	3-3	1.00	0-0	.00	1-3	.33	1	3	4	6.8	3	1	3	5	0	7	10.4
Totals			25	612	107-140	.76	0-0	47-136	.34	55	116	171	6.8	69	12	46	68	7	261	10.4

Games played: 25
Minutes/game: 24.5
Points/game: 10.4
FG Pct: 76.4
FT Pct: 34.6

Rebounds/game: 6.8
Assists/game: 0.5
Turnovers/game: 1.8
Assist/turnover ratio: 0.3
Steals/game: 0.3
Blocks/game: 2.7



COLLIN SMITH

6-11 | 245 | r-sophomore | forward
jacksonville, fla. | the bolles school



KNIGHT NOTES

2018-19

- Fourth on the team with 8.0 points per game
- Has scored in double figures in seven of the last 14 games
- Is third on the team with 5.1 rebounds per game
- After starting the year 13-of-30, has shot 38-of-49 (77.6%) from the free throw line since Dec. 2
- SMU 2/10: Scored a season-high 18 points, dished out a career-high five assists and grabbed 10 boards for his third double-double of the season
- UConn 1/31: Had 11 points, three rebounds and two assists
- Tulane 1/23: Totaled 11 points with four boards, one block and a steal
- Tulsa 1/19: Scored 13 points and went 7-of-8 from the free throw line with three assists
- ECU 1/13: Finished with 12 points and tied for the team-lead with eight rebounds
- Temple 1/2: Scored 12 points with four rebounds and two steals in conference opener
- Ga. Southern 12/11: Had second double-double of the season with 11 points and 10 boards
- NKU 11/24: Had seven points and tied for the team lead with nine rebounds
- Rider 11/6: Recorded second career double-double with 14 points and a career high 13 rebounds

2017-18

- Sat out due to NCAA transfer rules
- Started 17 of 34 games as a freshman at George Washington
- Ranked third on the team in rebounds with 4.4 per game
- Was second on the team in blocked shots with 29
- Scored in double figures in six games
- Recorded first career double-double with 12 points and a career-high 11 rebounds against Saint Joseph's (12/30)
- Scored career-high of 22 points on 8-of-13 shooting against South Florida (12/3)
- Also hit the game-winning three-pointer with 3.5 seconds left against the Bulls

2018-19 HIGHS

Points	18	at SMU (2/10/19)
Rebounds	13	Rider (11/6/18)
Assists	5	at SMU (2/10/19)
Steals	3	at Memphis (1/27/19)
Blocks	1	6x, last S. Florida (2/13/19)
FG made	7	at SMU (2/10/19)
FG attempts	11	2x, last at SMU (2/10/19)
3FG made	2	2x, last ECU (1/13/19)
3FG attempts	4	Ga. Southern (12/11/18)
FT made	7	Tulsa (1/19/19)
FT attempts	15	Rider (11/6/18)

CAREER HIGHS

Points	22	USF (12/3/16)
Rebounds	13	Rider (11/6/18)
Assists	5	at SMU (2/10/19)
Steals	4	USF (12/3/16)
Blocks	4	Penn State (11/26/16)
FG made	8	USF (12/3/16)
FG attempts	13	USF (12/3/16)
3FG made	2	4x, last ECU (1/13/19)
3FG attempts	4	Ga. Southern (12/11/18)
FT made	7	Tulsa (1/19/19)
FT attempts	15	Rider (11/6/18)

MISCELLANEOUS GAME STATS

Led team in scoring	1
Led team in rebounds	10
Led team in assists	--
Double Figure Points	17
Double Figure Rebounds	5
Double-Doubles	4
20-Point Games	1
30-Point Games	--
3+ Three Pointers	--
5+ Assists	1
3+ Steals	2
3+ Blocks	4

GAME-BY-GAME

Opponent	Date	gs	min	Total		3-Pointers		Free throws		Rebounds				pf	a	t/o	blk	stl	pts	avg	
				fg-fga	pct	3fg-fga	pct	ft-fa	pct	off	def	tot	avg								
RIDER	11/06/	*	30	4-10	.40	0-1	.00	6-15	.40	6	7	13	13.0	3	3	1	1	0	14	14.0	
FLA. ATLANTIC	11/11/	*	21	2-5	.40	0-1	.00	0-2	.00	1	1	2	7.5	5	3	3	0	0	4	9.0	
vs Cal St. Fullerton	11/15/	*	27	4-11	.36	0-2	.00	4-7	.57	2	3	5	6.7	4	1	4	0	0	12	10.0	
vs Saint Joseph's	11/16/	*	15	1-3	.33	0-0	.00	0-0	.00	1	2	3	5.8	2	1	2	0	1	2	8.0	
vs Western Ky.	11/18/	*	17	1-3	.33	0-0	.00	0-0	.00	2	6	8	6.2	4	0	2	0	0	2	6.8	
NORTHERN KY.	11/24/	*	23	2-6	.33	1-1	1.00	2-4	.50	2	7	9	6.7	3	2	2	0	0	7	6.8	
ALABAMA	11/29/	*	19	0-2	.00	0-1	.00	1-2	.50	0	6	6	6.6	2	1	1	0	0	1	6.0	
at Mizou	12/02/	*	28	4-7	.57	0-1	.00	3-3	1.00	1	3	4	6.3	3	0	1	0	1	11	6.6	
GRAMBLING	12/08/	*	23	1-3	.33	0-0	.00	2-2	1.00	0	4	4	6.0	3	3	1	0	0	4	6.3	
GA. SOUTHERN	12/11/	*	19	4-8	.50	2-4	.50	1-3	.33	2	8	10	6.4	4	3	1	1	0	11	6.8	
STETSON	12/16/	*	19	2-3	.66	0-0	.00	4-4	1.00	0	3	3	6.1	3	3	2	0	0	8	6.9	
ILLINOIS ST.	12/21/	*	23	5-10	.50	0-1	.00	2-3	.66	2	2	4	5.9	3	0	3	1	1	12	7.3	
TEMPLE	01/02/	*	24	5-8	.62	0-1	.00	2-2	1.00	0	4	4	5.8	3	1	1	0	2	12	7.7	
at UConn	01/05/	*	18	1-2	.50	0-1	.00	1-1	1.00	0	2	2	5.5	2	1	2	0	1	3	7.4	
EAST CAROLINA	01/13/	*	21	5-7	.71	2-3	.66	0-0	.00	1	7	8	5.7	5	1	2	0	1	12	7.7	
at Wichita St.	01/16/	*	20	3-8	.37	1-3	.33	0-0	.00	2	3	5	5.6	4	2	1	1	0	7	7.6	
TULSA	01/19/	*	26	3-9	.33	0-2	.00	7-8	.87	1	3	4	5.5	1	3	3	0	1	13	7.9	
at Tulane	01/23/	*	27	4-9	.44	0-2	.00	3-6	.50	1	3	4	5.4	3	0	0	1	1	11	8.1	
at Memphis	01/27/	*	25	4-8	.50	0-1	.00	0-0	.00	2	1	3	5.3	3	2	0	0	3	8	8.1	
UCONN	01/31/	*	22	3-5	.60	0-0	.00	5-8	.62	0	3	3	5.2	5	2	2	0	1	11	8.3	
HOUSTON	02/07/	*	11	0-1	.00	0-0	.00	0-0	.00	1	0	1	5.0	3	0	3	0	0	0	7.9	
at SMU	02/10/	*	30	7-11	.63	0-1	.00	4-4	1.00	3	7	10	5.2	3	5	1	0	1	18	8.3	
SOUTH FLA.	02/13/	*	23	3-5	.60	0-0	.00	3-3	1.00	2	3	5	5.2	5	1	3	1	1	9	8.3	
MEMPHIS	02/16/	*	11	2-6	.33	0-1	.00	0-1	.00	1	1	2	5.1	3	0	0	0	0	4	8.2	
at Cincinnati	02/21/	*	29	2-4	.50	0-0	.00	1-1	1.00	2	3	5	5.1	2	0	3	0	0	5	8.0	
Totals			24	551	72-154	.46	6-27	.22	51-79	.64	35	92	127	5.1	81	38	46	6	15	201	8.0

Games played: 25	Rebounds/game: 5.1
Minutes/game: 22.0	Assists/game: 1.5
Points/game: 8.0	Turnovers/game: 1.8
FG Pct: 46.8	Assist/turnover ratio: 0.8
3FG Pct: 22.2	Steals/game: 0.6
FT Pct: 64.6	Blocks/game: 0.2



OVERALL STATISTICS

**Orlando's Hometown Team Statistics
UCF Combined Team Statistics (as of Feb 21, 2019)
All games**

RECORD:	OVERALL	HOME	AWAY	NEUTRAL
ALL GAMES	19-6	13-2	3-4	3-0
CONFERENCE	9-4	6-1	3-3	0-0
NON-CONFERENCE	10-2	7-1	0-1	3-0

#	Player	gp-gs	min	avg	Total		3-Point		F-Throw		Rebounds				pf	dq	a	to	blk	stl	pts	avg
					fg-fga	fg%	3fg-fga	3fg%	ft-fa	ft%	off	def	tot	avg								
01	Taylor,B.J.	25-25	849	34.0	111-277	.40	47-126	.37	148-190	.77	11	43	54	2.2	39	0	86	46	0	23	417	16.7
15	Dawkins,Aubrey	25-25	831	33.2	136-294	.46	53-138	.38	61-77	.79	23	103	126	5.0	60	1	34	39	10	26	386	15.4
24	Fall,Tacko	25-25	612	24.5	107-140	.76	0-0	.00	47-136	.34	55	116	171	6.8	69	1	12	46	68	7	261	10.4
35	Smith,Collin	25-24	551	22.0	72-154	.46	6-27	.22	51-79	.64	35	92	127	5.1	81	4	38	46	6	15	201	8.0
02	Allen,Terrell	25-25	750	30.0	60-136	.44	22-50	.44	37-52	.71	6	75	81	3.2	56	0	101	37	0	34	179	7.2
21	Brown,Chad	25-1	458	18.3	47-91	.51	0-1	.00	27-50	.54	36	93	129	5.2	42	1	11	15	28	10	121	4.8
10	Griffin,Dayon	20-0	330	16.5	27-82	.32	15-59	.25	11-19	.57	6	33	39	2.0	21	0	19	14	4	15	80	4.0
04	DeJesus,Cesar	24-0	297	12.4	33-68	.48	5-17	.29	20-27	.74	4	19	23	1.0	19	0	19	21	3	7	91	3.8
20	Bertz,Frank	25-0	267	10.7	25-70	.35	19-53	.35	4-5	.80	11	23	34	1.4	23	0	12	9	2	15	73	2.9
12	Grant,Xavier	5-0	10	2.0	1-2	.50	1-2	.50	2-2	1.000	0	2	2	0.4	0	0	0	2	0	0	5	1.0
22	McSpadden,Chanc	7-0	49	7.0	2-7	.28	1-4	.25	1-6	.16	3	10	13	1.9	5	0	3	3	0	1	6	0.9
25	Anders,Ryan	5-0	10	2.0	1-4	.25	0-2	.00	0-0	.00	0	2	2	0.4	1	0	0	0	0	0	2	0.4
13	Renaud,Levy	5-0	10	2.0	0-3	.00	0-0	.00	0-0	.00	0	0	0	0.0	2	0	0	1	0	0	0	0.0
Team											51	57	108				12					
Total.....		25	5024		622-132	.46	169-479	.35	409-643	.63	241	668	909	36.4	418	7	335	291	121	153	182	72.9
Opponents.....		25	5021		582-146	.39	179-555	.32	274-422	.64	289	590	879	35.2	555	-	319	319	75	138	161	64.7

TEAM STATISTICS	UCF	OPP	Date	Opponent	Score	Att.
SCORING	1822	1617	11/06/18	RIDER	w 84-70	4870
Points per game	72.9	64.7	11/11/18	FLA. ATLANTIC	L 79-80	4304
Scoring margin	+8.2	-	11/15/18	vs Cal St. Fullerton	w 68-52	1317
FIELD GOALS-ATT	622-1328	582-1469	11/16/18	vs Saint Joseph's	w 77-57	1050
Field goal pct	.468	.396	11/18/18	vs Western Ky.	w 78-62	3018
3 POINT FG-ATT	169-479	179-555	11/24/18	NORTHERN KY.	w 66-53	3374
3-point FG pct	.353	.323	11/29/18	ALABAMA	w 70-64	4449
3-pt FG made per gam	6.8	7.2	12/02/18	at Mizzou	Lot 62-64	10067
FREE THROWS-ATT	409-643	274-422	12/08/18	GRAMBLING	w 70-45	3798
Free throw pct	.636	.649	12/11/18	GA. SOUTHERN	w 95-88	3632
F-Throws made per ga	16.4	11.0	12/16/18	STETSON	w 90-65	3660
REBOUNDS	909	879	12/21/18	ILLINOIS ST.	w 77-56	3885
Rebounds per game	36.4	35.2	* 01/02/19	TEMPLE	w 78-73	3884
Rebounding margin	+1.2	-	* 01/05/19	at UConn	w 65-53	10541
ASSISTS	335	319	* 01/13/19	EAST CAROLINA	w 76-65	4692
Assists per game	13.4	12.8	* 01/16/19	at Wichita St.	L 67-75	0
TURNOVERS	291	319	* 01/19/19	TULSA	w 64-62	4155
Turnovers per game	11.6	12.8	* 01/23/19	at Tulane	w 75-50	1308
Turnover margin	+1.1	-	* 01/27/19	at Memphis	L 57-77	17046
Assist/turnover ratio	1.2	1.0	* 01/31/19	UCONN	w 73-67	5016
STEALS	153	138	* 02/07/19	HOUSTON	L 68-77	6292
Steals per game	6.1	5.5	* 02/10/19	at SMU	w 71-65	5989
BLOCKS	121	75	* 02/13/19	SOUTH FLA.	w 78-65	4719
Blocks per game	4.8	3.0	* 02/16/19	MEMPHIS	w 79-72	5458
ATTENDANCE	66188	62713	* 02/21/19	at Cincinnati	L 55-60	12377
Home games-Avg/Gam	15-4413	7-8190				
Neutral site-Avg/Game	-	3-1795				

* = Conference game

Score by Periods	1st	2nd	OT	Totals
UCF	846	971	5	1822
Opponents	705	905	7	1617



CONFERENCE STATISTICS

**Orlando's Hometown Team Statistics
UCF Combined Team Statistics (as of Feb 21, 2019)
Conference games**

RECORD:	OVERALL	HOME	AWAY	NEUTRAL
ALL GAMES	9-4	6-1	3-3	0-0
CONFERENCE	9-4	6-1	3-3	0-0
NON-CONFERENCE	0-0	0-0	0-0	0-0

##	Player	gp-gs	min	avg	Total			3-Point		F-Throw		Rebounds				pf	dq	a	to	blk	stl	pts	avg		
					fg-fga	fg%	3fg-fga	3fg%	ft-fa	ft%	off	def	tot	avg											
01	Taylor,B.J.	13-13	445	34.2	55-140	.39	23-65	.35	74-99	.74	5	19	24	1.8	23	0	53	29	0	12	207	15.9			
15	Dawkins,Aubrey	13-13	432	33.2	73-154	.47	28-69	.40	25-35	.71	10	44	54	4.2	33	1	19	18	5	13	199	15.3			
24	Fall,Tacko	13-13	326	25.1	51-70	.72	0-0	.00	31-77	.40	30	58	88	6.8	37	1	6	25	28	5	133	10.2			
35	Smith,Collin	13-13	287	22.1	42-83	.50	3-15	.20	26-34	.76	16	40	56	4.3	42	3	18	23	3	12	113	8.7			
02	Allen,Terrell	13-13	378	29.1	24-63	.38	8-23	.34	22-28	.78	3	38	41	3.2	28	0	45	23	0	21	78	6.0			
10	Griffin,Dayon	13-0	242	18.6	19-58	.32	11-42	.26	10-17	.58	5	27	32	2.5	17	0	12	12	3	13	59	4.5			
21	Brown,Chad	13-0	230	17.7	22-46	.47	0-0	.00	15-27	.55	20	46	66	5.1	24	0	3	7	11	5	59	4.5			
04	DeJesus,Ceasar	13-0	125	9.6	12-26	.46	1-5	.20	6-11	.54	0	5	5	0.4	9	0	4	12	2	3	31	2.4			
20	Bertz,Frank	13-0	124	9.5	8-25	.32	7-21	.33	0-0	.00	2	5	7	0.5	9	0	5	4	2	6	23	1.8			
25	Anders,Ryan	2-0	4	2.0	1-2	.50	0-1	.00	0-0	.00	0	1	1	0.5	1	0	0	0	0	0	2	1.0			
12	Grant,Xavier	2-0	4	2.0	0-1	.00	0-1	.00	2-2	1.000	0	1	1	0.5	0	0	0	2	0	0	2	1.0			
13	Renaud,Levy	2-0	3	1.5	0-1	.00	0-0	.00	0-0	.00	0	0	0	0.0	0	0	0	0	0	0	0	0.0			
Team											23	25	48												5
Total.....		13	2600		307-669	.45	81-242	.33	211-330	.63	114	309	423	32.5	223	5	165	160	54	90	906	69.7			
Opponents.....		13	2600		302-732	.41	93-280	.33	164-227	.72	143	310	453	34.8	281	-	169	176	46	78	861	66.2			

TEAM STATISTICS	UCF	OPP	Date	Opponent	Score	Att.
SCORING	906	861	* 01/02/19	TEMPLE	w 78-73	3884
Points per game	69.7	66.2	* 01/05/19	at UConn	w 65-53	10541
Scoring margin	+3.5	-	* 01/13/19	EAST CAROLINA	w 76-65	4692
FIELD GOALS-ATT	307-669	302-732	* 01/16/19	at Wichita St.	L 67-75	0
Field goal pct	.459	.413	* 01/19/19	TULSA	w 64-62	4155
3 POINT FG-ATT	81-242	93-280	* 01/23/19	at Tulane	w 75-50	1308
3-point FG pct	.335	.332	* 01/27/19	at Memphis	L 57-77	17046
3-pt FG made per gam	6.2	7.2	* 01/31/19	UCONN	w 73-67	5016
FREE THROWS-ATT	211-330	164-227	* 02/07/19	HOUSTON	L 68-77	6292
Free throw pct	.639	.722	* 02/10/19	at SMU	w 71-65	5989
F-Throws made per ga	16.2	12.6	* 02/13/19	SOUTH FLA.	w 78-65	4719
REBOUNDS	423	453	* 02/16/19	MEMPHIS	w 79-72	5458
Rebounds per game	32.5	34.8	* 02/21/19	at Cincinnati	L 55-60	12377
Rebounding margin	-2.3	-	* = Conference game			
ASSISTS	165	169				
Assists per game	12.7	13.0				
TURNOVERS	160	176				
Turnovers per game	12.3	13.5				
Turnover margin	+1.2	-				
Assist/turnover ratio	1.0	1.0				
STEALS	90	78				
Steals per game	6.9	6.0				
BLOCKS	54	46				
Blocks per game	4.2	3.5				
ATTENDANCE	34216	47261				
Home games-Avg/Gam	7-4888	6-7877				
Neutral site-Avg/Game	-	0-0				

Score by Periods	1st	2nd	Totals
UCF	417	489	906
Opponents	380	481	861



GAME-BY-GAME STATISTICS

**Orlando's Hometown Team Statistics
UCF Team Game-by-Game (as of Feb 21, 2019)
All games**

TEAM STATISTICS

Opponent	Date	Score	W/L	Total		3-Pointers		Free throws		Rebounds				pf	a	t/o	blk	stl	pts	avg
				fg-fga	pct	3fg-fga	pct	ft-fa	pct	off	def	tot	avg							
RIDER	11/06/	84-70	W	27-59	.45	5-22	.22	25-45	.55	12	35	47	47.0	22	14	11	10	5	84	84.0
FLA. ATLANTIC	11/11/	79-80	L	28-56	.50	6-20	.30	17-26	.65	12	26	38	42.5	19	14	13	2	5	79	81.5
vs Cal St. Fullerton	11/15/	68-52	W	26-60	.43	4-15	.26	12-19	.63	13	32	45	43.3	17	12	11	5	7	68	77.0
vs Saint Joseph's	11/16/	77-57	W	32-58	.55	10-21	.47	3-4	.75	11	29	40	42.5	13	14	13	4	8	77	77.0
vs Western Ky.	11/18/	78-62	W	28-55	.50	10-20	.50	12-24	.50	11	25	36	41.2	17	20	11	3	7	78	77.2
NORTHERN KY.	11/24/	66-53	W	22-50	.44	5-14	.35	17-36	.47	10	41	51	42.8	17	14	9	5	1	66	75.3
ALABAMA	11/29/	70-64	W	21-45	.46	5-15	.33	23-36	.63	4	25	29	40.9	14	12	9	6	5	70	74.6
at Mizzou	12/02/	62-64	Lot	19-40	.47	6-20	.30	18-23	.78	7	25	32	39.8	18	9	15	8	5	62	73.0
GRAMBLING	12/08/	70-45	W	20-49	.40	8-17	.47	22-31	.71	13	34	47	40.6	15	11	14	7	6	70	72.7
GA. SOUTHERN	12/11/	95-88	W	33-66	.50	12-27	.44	17-23	.73	12	27	39	40.4	14	18	11	5	1	95	74.9
STETSON	12/16/	90-65	W	29-62	.46	10-28	.35	22-31	.71	11	36	47	41.0	15	18	6	7	4	90	76.3
ILLINOIS ST.	12/21/	77-56	W	30-59	.50	7-18	.38	10-15	.66	11	24	35	40.5	14	14	8	5	9	77	76.3
TEMPLE	01/02/	78-73	W	29-48	.60	4-11	.36	16-28	.57	8	23	31	39.8	15	17	14	3	4	78	76.5
at UConn	01/05/	65-53	W	20-35	.57	5-11	.45	20-29	.69	0	23	23	38.6	12	11	16	3	12	65	75.6
EAST CAROLINA	01/13/	76-65	W	24-58	.41	6-25	.24	22-41	.53	16	29	45	39.0	19	13	11	3	11	76	75.7
at Wichita St.	01/16/	67-75	L	22-52	.42	9-20	.45	14-20	.70	6	16	22	37.9	19	10	8	3	5	67	75.1
TULSA	01/19/	64-62	W	19-51	.37	4-20	.20	22-31	.71	9	28	37	37.9	21	13	12	2	5	64	74.5
at Tulane	01/23/	75-50	W	31-71	.43	8-28	.28	5-10	.50	15	27	42	38.1	17	9	11	4	12	75	74.5
at Memphis	01/27/	57-77	L	22-58	.37	6-26	.23	7-14	.50	12	16	28	37.6	17	12	15	7	9	57	73.6
UCONN	01/31/	73-67	W	22-45	.48	4-11	.36	25-36	.69	8	22	30	37.2	15	11	12	3	7	73	73.6
HOUSTON	02/07/	68-77	L	23-54	.42	8-24	.33	14-27	.51	8	26	34	37.0	23	12	11	5	4	68	73.3
at SMU	02/10/	71-65	W	26-50	.52	7-16	.43	12-13	.92	5	27	32	36.8	12	16	13	4	5	71	73.2
SOUTH FLA.	02/13/	78-65	W	24-44	.54	5-11	.45	25-44	.56	11	26	37	36.8	22	16	10	7	5	78	73.4
MEMPHIS	02/16/	79-72	W	24-58	.41	6-19	.31	25-30	.83	9	29	38	36.9	20	14	10	5	7	79	73.6
at Cincinnati	02/21/	55-60	L	21-45	.46	9-20	.45	4-7	.57	7	17	24	36.4	11	11	17	5	4	55	72.9
UCF		1822		622-1328	.468	169-479	.353	409-643	.636	241	668	909	36.4	418	335	291	121	153	1822	72.9
Opponents		1617		582-1469	.396	179-555	.323	274-422	.649	289	590	879	35.2	555	319	319	75	138	1617	64.7

Games played: 25
Points/game: 72.9
FG Pct: 46.8
3FG Pct: 35.3
FT Pct: 63.6

Rebounds/game: 36.4
Assists/game: 13.4
Turnovers/game: 11.6
Assist/turnover ratio: 1.2
Steals/game: 6.1
Blocks/game: 4.8



OPPONENT GAME-BY-GAME STATISTICS

**Orlando's Hometown Team Statistics
UCF Opponent Game-by-Game (as of Feb 21, 2019)
All games**

OPPONENT STATISTICS

Opponent	Date	Score	Total		3-Pointers		Free throws		Rebounds				pf	a	t/o	blk	stl	pts	avg
			fg-fga	pct	3fg-fga	pct	ft-fa	pct	off	def	tot	avg							
RIDER	11/06/	84-70 W	27-69	.39	7-17	.41	9-24	.37	16	31	47	47.0	32	15	17	1	6	70	70.0
FLA. ATLANTIC	11/11/	79-80 L	28-67	.41	12-34	.35	12-18	.66	17	23	40	43.5	27	14	13	1	6	80	75.0
vs Cal St. Fullerton	11/15/	68-52 W	19-55	.34	4-17	.23	10-18	.55	8	25	33	40.0	20	12	12	4	6	52	67.3
vs Saint Joseph's	11/16/	77-57 W	21-55	.38	9-25	.36	6-13	.46	10	15	25	36.2	9	12	11	3	6	57	64.8
vs Western Ky.	11/18/	78-62 W	22-55	.40	4-12	.33	14-21	.66	11	23	34	35.8	24	15	15	4	7	62	64.2
NORTHERN KY.	11/24/	66-53 W	19-59	.32	8-31	.25	7-17	.41	7	28	35	35.7	28	14	6	3	2	53	62.3
ALABAMA	11/29/	70-64 W	25-66	.37	5-24	.20	9-14	.64	19	27	46	37.1	24	14	14	5	3	64	62.6
at Mizzou	12/02/	62-64 Lot	23-63	.36	12-29	.41	6-11	.54	17	16	33	36.6	21	7	10	0	6	64	62.8
GRAMBLING	12/08/	70-45 W	17-58	.29	3-16	.18	8-18	.44	12	21	33	36.2	27	6	12	3	5	45	60.8
GA. SOUTHERN	12/11/	95-88 W	37-68	.54	7-16	.43	7-12	.58	6	24	30	35.6	19	17	9	3	7	88	63.5
STETSON	12/16/	90-65 W	23-69	.33	7-26	.26	12-16	.75	12	25	37	35.7	24	10	8	1	6	65	63.6
ILLINOIS ST.	12/21/	77-56 W	19-53	.35	8-28	.28	10-13	.76	11	22	33	35.5	19	14	16	1	0	56	63.0
TEMPLE	01/02/	78-73 W	24-53	.45	13-27	.48	12-15	.80	7	16	23	34.5	21	19	14	3	12	73	63.8
at UConn	01/05/	65-53 W	19-59	.32	6-20	.30	9-11	.81	17	20	37	34.7	24	9	18	0	5	53	63.0
EAST CAROLINA	01/13/	76-65 W	23-58	.39	5-19	.26	14-24	.58	10	28	38	34.9	31	12	14	0	5	65	63.1
at Wichita St.	01/16/	67-75 L	27-52	.51	4-15	.26	17-18	.94	8	27	35	34.9	20	13	11	5	2	75	63.9
TULSA	01/19/	64-62 W	19-47	.40	7-19	.36	17-23	.73	4	30	34	34.9	29	13	13	3	8	62	63.8
at Tulane	01/23/	75-50 W	18-54	.33	3-12	.25	11-16	.68	10	28	38	35.1	10	9	19	7	7	50	63.0
at Memphis	01/27/	57-77 L	29-65	.44	8-24	.33	11-14	.78	21	25	46	35.6	15	16	17	6	7	77	63.7
UCONN	01/31/	73-67 W	24-54	.44	9-22	.40	10-13	.76	9	21	30	35.3	24	12	14	3	4	67	63.9
HOUSTON	02/07/	68-77 L	25-57	.43	7-27	.25	20-28	.71	11	32	43	35.7	23	13	10	3	7	77	64.5
at SMU	02/10/	71-65 W	25-63	.39	10-37	.27	5-10	.50	12	19	31	35.5	14	16	8	6	7	65	64.5
SOUTH FLA.	02/13/	78-65 W	21-57	.36	9-24	.37	14-27	.51	15	19	34	35.4	31	12	10	2	6	65	64.6
MEMPHIS	02/16/	79-72 W	27-61	.44	5-20	.25	13-16	.81	8	28	36	35.5	26	12	14	4	5	72	64.9
at Cincinnati	02/21/	55-60 L	21-52	.40	7-14	.50	11-12	.91	11	17	28	35.2	13	13	14	4	3	60	64.7
Opponents		1617	582-1469	.396	179-555	.323	274-422	.649	289	590	879	35.2	555	319	319	75	138	1617	64.7
UCF		1822	622-1328	.468	169-479	.353	409-643	.636	241	668	909	36.4	418	335	291	121	153	1822	72.9

Games played: 25
Points/game: 64.7
FG Pct: 39.6
3FG Pct: 32.3
FT Pct: 64.9

Rebounds/game: 35.2
Assists/game: 12.8
Turnovers/game: 12.8
Assist/turnover ratio: 1.0
Steals/game: 5.5
Blocks/game: 3.0



CATEGORY LEADERS

**Orlando's Hometown Team Statistics
UCF Category Leaders (as of Feb 21, 2019)
All games**

Points	G	Pts	Pts/G
Taylor,B.J.	25	417	16.7
Dawkins,Aubrey	25	386	15.4
Fall,Tacko	25	261	10.4
Smith,Collin	25	201	8.0
Allen,Terrell	25	179	7.2
Brown,Chad	25	121	4.8
DeJesus,Ceasar	24	91	3.8
Griffin,Dayon	20	80	4.0
Bertz,Frank	25	73	2.9
McSpadden,Chance	7	6	0.9
Grant,Xavier	5	5	1.0
Anders,Ryan	5	2	0.4

Scoring Average	G	Pts	Avg/G
Taylor,B.J.	25	417	16.7
Dawkins,Aubrey	25	386	15.4
Fall,Tacko	25	261	10.4
Smith,Collin	25	201	8.0
Allen,Terrell	25	179	7.2
Brown,Chad	25	121	4.8
Griffin,Dayon	20	80	4.0
DeJesus,Ceasar	24	91	3.8
Bertz,Frank	25	73	2.9
Grant,Xavier	5	5	1.0
McSpadden,Chance	7	6	0.9
Anders,Ryan	5	2	0.4

FG Percentage	FG	Att	Pct
Fall,Tacko	107	140	.764
Brown,Chad	47	91	.516
Grant,Xavier	1	2	.500
DeJesus,Ceasar	33	68	.485
Smith,Collin	72	154	.468
Dawkins,Aubrey	136	294	.463
Allen,Terrell	60	136	.441
Taylor,B.J.	111	277	.401
Bertz,Frank	25	70	.357
Griffin,Dayon	27	82	.329
McSpadden,Chance	2	7	.286
Anders,Ryan	1	4	.250

Field Goal Attempts	G	Att	Att/G
Dawkins,Aubrey	25	294	11.8
Taylor,B.J.	25	277	11.1
Smith,Collin	25	154	6.2
Fall,Tacko	25	140	5.6
Allen,Terrell	25	136	5.4

Field Goals Made	G	Made	Made/G
Dawkins,Aubrey	25	136	5.4
Taylor,B.J.	25	111	4.4
Fall,Tacko	25	107	4.3
Smith,Collin	25	72	2.9
Allen,Terrell	25	60	2.4

3-Point Percentage	3FG	Att	Pct
Grant,Xavier	1	2	.500
Allen,Terrell	22	50	.440
Dawkins,Aubrey	53	138	.384
Taylor,B.J.	47	126	.373
Bertz,Frank	19	53	.358
DeJesus,Ceasar	5	17	.294
Griffin,Dayon	15	59	.254
McSpadden,Chance	1	4	.250
Smith,Collin	6	27	.222
Anders,Ryan	0	2	.000
Brown,Chad	0	1	.000

3-Point FG Attempts	G	Att	Att/G
Dawkins,Aubrey	25	138	5.5
Taylor,B.J.	25	126	5.0
Griffin,Dayon	20	59	3.0
Bertz,Frank	25	53	2.1
Allen,Terrell	25	50	2.0

3-Point FG Made	G	Made	Made/G
Dawkins,Aubrey	25	53	2.1
Taylor,B.J.	25	47	1.9
Allen,Terrell	25	22	0.9
Bertz,Frank	25	19	0.8
Griffin,Dayon	20	15	0.8

Free Throw Percent	FG	Att	Pct
Grant,Xavier	2	2	1.000
Bertz,Frank	4	5	.800
Dawkins,Aubrey	61	77	.792
Taylor,B.J.	148	190	.779
DeJesus,Ceasar	20	27	.741
Allen,Terrell	37	52	.712
Smith,Collin	51	79	.646
Griffin,Dayon	11	19	.579
Brown,Chad	27	50	.540
Fall,Tacko	47	136	.346
McSpadden,Chance	1	6	.167

Free Throw Attempts	G	Att	Att/G
Taylor,B.J.	25	190	7.6
Fall,Tacko	25	136	5.4
Smith,Collin	25	79	3.2
Dawkins,Aubrey	25	77	3.1
Allen,Terrell	25	52	2.1

Free Throws Made	G	Made	Made/G
Taylor,B.J.	25	148	5.9
Dawkins,Aubrey	25	61	2.4
Smith,Collin	25	51	2.0
Fall,Tacko	25	47	1.9
Allen,Terrell	25	37	1.5



CATEGORY LEADERS

**Orlando's Hometown Team Statistics
UCF Category Leaders (as of Feb 21, 2019)
All games**

Rebounds	G	Reb	Reb/G
Fall, Tacko	25	171	6.8
Brown, Chad	25	129	5.2
Smith, Collin	25	127	5.1
Dawkins, Aubrey	25	126	5.0
Allen, Terrell	25	81	3.2

Rebound Average	G	Reb	Avg/G
Fall, Tacko	25	171	6.8
Brown, Chad	25	129	5.2
Smith, Collin	25	127	5.1
Dawkins, Aubrey	25	126	5.0
Allen, Terrell	25	81	3.2

Offensive Rebounds	G	No.	Avg/G
Fall, Tacko	25	55	2.2
Brown, Chad	25	36	1.4
Smith, Collin	25	35	1.4
Dawkins, Aubrey	25	23	0.9
Bertz, Frank	25	11	0.4
Taylor, B.J.	25	11	0.4

Defensive Rebounds	G	No.	Avg/G
Fall, Tacko	25	116	4.6
Dawkins, Aubrey	25	103	4.1
Brown, Chad	25	93	3.7
Smith, Collin	25	92	3.7
Allen, Terrell	25	75	3.0

Fouls	G	No.	Per/G
Smith, Collin	25	81	3.2
Fall, Tacko	25	69	2.8
Dawkins, Aubrey	25	60	2.4
Allen, Terrell	25	56	2.2
Brown, Chad	25	42	1.7

Foulsouts	G	No.
Smith, Collin	25	4
Brown, Chad	25	1
Fall, Tacko	25	1
Dawkins, Aubrey	25	1

Assists	G	No.	Ast/G
Allen, Terrell	25	101	4.0
Taylor, B.J.	25	86	3.4
Smith, Collin	25	38	1.5
Dawkins, Aubrey	25	34	1.4
Griffin, Dayon	20	19	1.0
DeJesus, Ceasar	24	19	0.8

Steals	G	No.	Stl/G
Allen, Terrell	25	34	1.4
Dawkins, Aubrey	25	26	1.0
Taylor, B.J.	25	23	0.9
Griffin, Dayon	20	15	0.8
Smith, Collin	25	15	0.6
Bertz, Frank	25	15	0.6

Blocked Shots	G	No.	Blk/G
Fall, Tacko	25	68	2.7
Brown, Chad	25	28	1.1
Dawkins, Aubrey	25	10	0.4
Smith, Collin	25	6	0.2
Griffin, Dayon	20	4	0.2

Minutes	G	No.	Min/G
Taylor, B.J.	25	849	34.0
Dawkins, Aubrey	25	831	33.2
Allen, Terrell	25	750	30.0
Fall, Tacko	25	612	24.5
Smith, Collin	25	551	22.0

Turnovers	G	No.	TO/G
Smith, Collin	25	46	1.8
Taylor, B.J.	25	46	1.8
Fall, Tacko	25	46	1.8
Dawkins, Aubrey	25	39	1.6
Allen, Terrell	25	37	1.5



UCF TEAM HIGHS

**Orlando's Hometown Team Statistics
UCF Team High/Low Analysis (as of Feb 21, 2019)
All games**

UCF - TEAM GAME HIGHS

POINTS	95	GA. SOUTHERN (12/11/18)
	90	STETSON (12/16/18)
	84	RIDER (11/06/18)
	79	MEMPHIS (02/16/19)
	79	FLA. ATLANTIC (11/11/18)
FIELD GOALS MADE	33	GA. SOUTHERN (12/11/18)
	32	vs Saint Joseph's (11/16/18)
FIELD GOAL ATTEMPTS	71	at Tulane (01/23/19)
	66	GA. SOUTHERN (12/11/18)
FIELD GOAL PERCENTAGE	.604 (29-48)	TEMPLE (01/02/19)
	.571 (20-35)	at UConn (01/05/19)
3 PT FIELD GOALS MADE	12	GA. SOUTHERN (12/11/18)
	10	STETSON (12/16/18)
	10	vs Western Ky. (11/18/18)
	10	vs Saint Joseph's (11/16/18)
3 PT FG ATTEMPTS	28	at Tulane (01/23/19)
	28	STETSON (12/16/18)
3 PT FG PERCENTAGE	.500 (10-20)	vs Western Ky. (11/18/18)
	.476 (10-21)	vs Saint Joseph's (11/16/18)
FREE THROWS MADE	25	MEMPHIS (02/16/19)
	25	SOUTH FLA. (02/13/19)
	25	UCONN (01/31/19)
	25	RIDER (11/06/18)
FREE THROW ATTEMPTS	45	RIDER (11/06/18)
	44	SOUTH FLA. (02/13/19)
FREE THROW PERCENTAGE	.923 (12-13)	at SMU (02/10/19)
	.833 (25-30)	MEMPHIS (02/16/19)
REBOUNDS	51	NORTHERN KY. (11/24/18)
	47	STETSON (12/16/18)
	47	GRAMBLING (12/08/18)
	47	RIDER (11/06/18)
ASSISTS	20	vs Western Ky. (11/18/18)
	18	STETSON (12/16/18)
	18	GA. SOUTHERN (12/11/18)
STEALS	12	at Tulane (01/23/19)
	12	at UConn (01/05/19)
BLOCKED SHOTS	10	RIDER (11/06/18)
	8	at Mizzou (12/02/18)
TURNOVERS	17	at Cincinnati (02/21/19)
	16	at UConn (01/05/19)
FOULS	23	HOUSTON (02/07/19)
	22	SOUTH FLA. (02/13/19)
	22	RIDER (11/06/18)



OPPONENT TEAM HIGHS

**Orlando's Hometown Team Statistics
UCF High/Low Analysis (as of Feb 21, 2019)
All games**

Opponent - GAME HIGHS

POINTS	88	GA. SOUTHERN (12/11/18)
	80	FLA. ATLANTIC (11/11/18)
	77	HOUSTON (02/07/19)
	77	at Memphis (01/27/19)
	75	at Wichita St. (01/16/19)
FIELD GOALS MADE	37	GA. SOUTHERN (12/11/18)
	29	at Memphis (01/27/19)
FIELD GOAL ATTEMPTS	69	STETSON (12/16/18)
	69	RIDER (11/06/18)
FIELD GOAL PERCENTAGE	.544 (37-68)	GA. SOUTHERN (12/11/18)
	.519 (27-52)	at Wichita St. (01/16/19)
3 PT FIELD GOALS MADE	13	TEMPLE (01/02/19)
	12	at Mizzou (12/02/18)
	12	FLA. ATLANTIC (11/11/18)
3 PT FG ATTEMPTS	37	at SMU (02/10/19)
	34	FLA. ATLANTIC (11/11/18)
3 PT FG PERCENTAGE	.500 (7-14)	at Cincinnati (02/21/19)
	.481 (13-27)	TEMPLE (01/02/19)
FREE THROWS MADE	20	HOUSTON (02/07/19)
	17	TULSA (01/19/19)
	17	at Wichita St. (01/16/19)
FREE THROW ATTEMPTS	28	HOUSTON (02/07/19)
	27	SOUTH FLA. (02/13/19)
FREE THROW PERCENTAGE	.944 (17-18)	at Wichita St. (01/16/19)
	.917 (11-12)	at Cincinnati (02/21/19)
REBOUNDS	47	RIDER (11/06/18)
	46	at Memphis (01/27/19)
	46	ALABAMA (11/29/18)
ASSISTS	19	TEMPLE (01/02/19)
	17	GA. SOUTHERN (12/11/18)
STEALS	12	TEMPLE (01/02/19)
	8	TULSA (01/19/19)
BLOCKED SHOTS	7	at Tulane (01/23/19)
	6	at SMU (02/10/19)
	6	at Memphis (01/27/19)
TURNOVERS	19	at Tulane (01/23/19)
	18	at UConn (01/05/19)
FOULS	32	RIDER (11/06/18)
	31	SOUTH FLA. (02/13/19)
	31	EAST CAROLINA (01/13/19)



UCF TEAM LOWS

**Orlando's Hometown Team Statistics
UCF High/Low Analysis (as of Feb 21, 2019)
All games**

UCF - GAME LOWS

POINTS	55	at Cincinnati (02/21/19)
	57	at Memphis (01/27/19)
	62	at Mizzou (12/02/18)
	64	TULSA (01/19/19)
	65	at UConn (01/05/19)
FIELD GOALS MADE	19	at Mizzou (12/02/18)
	19	TULSA (01/19/19)
FIELD GOAL ATTEMPTS	35	at UConn (01/05/19)
	40	at Mizzou (12/02/18)
FIELD GOAL PERCENTAGE	.373 (19-51)	TULSA (01/19/19)
	.379 (22-58)	at Memphis (01/27/19)
3 PT FIELD GOALS MADE	4	vs Cal St. Fullerton (11/15/18)
	4	TEMPLE (01/02/19)
	4	TULSA (01/19/19)
	4	UCONN (01/31/19)
3 PT FG ATTEMPTS	11	TEMPLE (01/02/19)
	11	at UConn (01/05/19)
	11	UCONN (01/31/19)
	11	SOUTH FLA. (02/13/19)
3 PT FG PERCENTAGE	.200 (4-20)	TULSA (01/19/19)
	.227 (5-22)	RIDER (11/06/18)
FREE THROWS MADE	3	vs Saint Joseph's (11/16/18)
	4	at Cincinnati (02/21/19)
FREE THROW ATTEMPTS	4	vs Saint Joseph's (11/16/18)
	7	at Cincinnati (02/21/19)
FREE THROW PERCENTAGE	.472 (17-36)	NORTHERN KY. (11/24/18)
	.500 (5-10)	at Tulane (01/23/19)
	.500 (7-14)	at Memphis (01/27/19)
	.500 (12-24)	vs Western Ky. (11/18/18)
REBOUNDS	22	at Wichita St. (01/16/19)
	23	at UConn (01/05/19)
ASSISTS	9	at Mizzou (12/02/18)
	9	at Tulane (01/23/19)
STEALS	1	NORTHERN KY. (11/24/18)
	1	GA. SOUTHERN (12/11/18)
BLOCKED SHOTS	2	FLA. ATLANTIC (11/11/18)
	2	TULSA (01/19/19)
TURNOVERS	6	STETSON (12/16/18)
	8	ILLINOIS ST. (12/21/18)
	8	at Wichita St. (01/16/19)
FOULS	11	at Cincinnati (02/21/19)
	12	at UConn (01/05/19)
	12	at SMU (02/10/19)



OPPONENT TEAM LOWS

**Orlando's Hometown Team Statistics
UCF High/Low Analysis (as of Feb 21, 2019)
All games**

Opponent - GAME LOWS

POINTS	45	GRAMBLING (12/08/18)
	50	at Tulane (01/23/19)
	52	vs Cal St. Fullerton (11/15/18)
	53	NORTHERN KY. (11/24/18)
	53	at UConn (01/05/19)
FIELD GOALS MADE	17	GRAMBLING (12/08/18)
	18	at Tulane (01/23/19)
FIELD GOAL ATTEMPTS	47	TULSA (01/19/19)
	52	at Wichita St. (01/16/19)
	52	at Cincinnati (02/21/19)
FIELD GOAL PERCENTAGE	.293 (17-58)	GRAMBLING (12/08/18)
	.322 (19-59)	NORTHERN KY. (11/24/18)
	.322 (19-59)	at UConn (01/05/19)
3 PT FIELD GOALS MADE	3	GRAMBLING (12/08/18)
	3	at Tulane (01/23/19)
3 PT FG ATTEMPTS	12	vs Western Ky. (11/18/18)
	12	at Tulane (01/23/19)
3 PT FG PERCENTAGE	.188 (3-16)	GRAMBLING (12/08/18)
	.208 (5-24)	ALABAMA (11/29/18)
FREE THROWS MADE	5	at SMU (02/10/19)
	6	vs Saint Joseph's (11/16/18)
	6	at Mizzou (12/02/18)
FREE THROW ATTEMPTS	10	at SMU (02/10/19)
	11	at Mizzou (12/02/18)
	11	at UConn (01/05/19)
FREE THROW PERCENTAGE	.375 (9-24)	RIDER (11/06/18)
	.412 (7-17)	NORTHERN KY. (11/24/18)
REBOUNDS	23	TEMPLE (01/02/19)
	25	vs Saint Joseph's (11/16/18)
ASSISTS	6	GRAMBLING (12/08/18)
	7	at Mizzou (12/02/18)
STEALS	0	ILLINOIS ST. (12/21/18)
	2	NORTHERN KY. (11/24/18)
	2	at Wichita St. (01/16/19)
BLOCKED SHOTS	0	at Mizzou (12/02/18)
	0	at UConn (01/05/19)
	0	EAST CAROLINA (01/13/19)
TURNOVERS	6	NORTHERN KY. (11/24/18)
	8	STETSON (12/16/18)
	8	at SMU (02/10/19)
FOULS	9	vs Saint Joseph's (11/16/18)
	10	at Tulane (01/23/19)



GAME 26 • UCF VS SMU

Official Basketball Box Score -- Game Totals -- Final Statistics Rider vs UCF 11/06/18 6:30 pm at Orlando, Fla. (CFE Arena)

Rider 70 • 0-1

#	Player	Total			3-Ptr			Rebounds			PF	TP	A	TO	Blk	Stl	Min
		FG-FGA	FG-FGA	FT-FTA	FG-FGA	FG-FGA	FT-FTA	Off	Def	Tot							
14	Dimencio Vaughn	f	6-9	1-2	1-4	2	3	5	5	14	0	1	0	0	0	17	
20	Tyere Marshall	f	4-11	0-0	3-5	3	2	5	3	11	2	3	0	1	1	21	
02	Jordan Allen	g	2-6	1-5	0-0	0	4	4	2	5	1	2	0	0	0	26	
12	Anthony Durham	g	2-5	0-0	1-1	0	2	2	4	5	2	0	0	0	0	24	
23	Stevie Jordan	g	3-8	1-2	1-2	0	3	3	2	8	4	6	0	1	1	32	
10	Ajiri Ogemuno-Johnso	g	0-2	0-0	1-2	1	0	1	0	1	0	0	0	0	0	7	
11	Devine Eke	g	1-1	0-0	0-2	1	0	1	5	2	1	0	0	1	8		
13	Frederick Scott	g	4-9	2-2	1-5	1	5	6	2	11	0	2	0	1	20		
15	Karamoko Cisse	g	0-1	0-0	0-0	1	1	2	4	0	1	0	0	0	4		
22	Kimar Williams	g	2-8	0-0	0-0	0	3	3	4	4	0	0	0	2	23		
23	Ahmad Gilbert	g	3-9	2-6	1-3	1	2	3	1	9	0	3	1	0	17		
Team						6	6	12									
Totals			27-69	7-17	9-24	16	31	47	32	70	15	17	1	6	199		

FG % 1st Half: 12-30 40.0% 2nd half: 15-39 38.5% Game: 27-69 39.1%
 3FG % 1st Half: 5-9 55.6% 2nd half: 2-8 25.0% Game: 7-17 41.2%
 FT % 1st Half: 5-11 45.5% 2nd half: 4-13 30.8% Game: 9-24 37.5%

Deadball Rebounds 5

UCF 84 • 1-0

#	Player	Total			3-Ptr			Rebounds			PF	TP	A	TO	Blk	Stl	Min
		FG-FGA	FG-FGA	FT-FTA	FG-FGA	FG-FGA	FT-FTA	Off	Def	Tot							
35	Smith, Collin	f	4-10	0-1	6-15	6	7	13	3	14	3	1	1	0	0	30	
24	Fall, Tacko	c	2-2	0-0	0-2	0	6	6	4	4	0	1	5	0	1	17	
01	Taylor, B.J.	g	5-13	2-4	10-14	1	1	2	1	22	4	2	0	1	33		
02	Allen, Terrell	g	4-6	1-2	4-5	1	4	5	2	13	4	1	0	0	30		
15	Dawkins, Aubrey	g	5-14	1-8	5-7	1	9	10	2	16	0	3	2	2	31		
04	DeJesus, Ceasar	g	3-5	0-1	0-1	1	1	2	1	6	1	1	0	1	15		
10	Griffin, Dayon	g	2-4	1-3	0-0	1	1	2	5	1	1	0	1	0	20		
20	Bertz, Frank	g	0-1	0-1	0-0	0	0	0	0	0	0	0	0	0	2		
21	Brown, Chad	g	1-1	0-0	0-0	0	2	2	5	2	0	0	2	0	14		
22	McSpadden, Chance	g	1-3	0-2	0-1	0	2	2	0	2	0	1	0	0	8		
Team						1	2	3									
Totals			27-59	5-22	25-45	12	35	47	22	84	14	11	10	5	200		

FG % 1st Half: 17-36 47.2% 2nd half: 10-23 43.5% Game: 27-59 45.8%
 3FG % 1st Half: 4-13 30.8% 2nd half: 1-9 11.1% Game: 5-22 22.7%
 FT % 1st Half: 5-15 33.3% 2nd half: 20-30 66.7% Game: 25-45 55.6%

Deadball Rebounds 9,1

Officials: Sean Casady, Bill Jacobson, Josue Nieves
 Technical fouls: Rider-None. UCF-None.
 Attendance: 4870

Score by periods	1st	2nd	Total
Rider	34	36	70
UCF	43	41	84

	In	Off	2nd	Fast	Bench
Points	Paint	T/O	Chance	Break	
RIDER	30	15	21	6	15
UCF	42	22	9	17	15

Last FG - RIDER 2nd-00:36, UCF 2nd-02:18.
 Largest lead - RIDER by 7 1st-15:33, UCF by 24 2nd-11:02.
 RIDER led for 17:07. UCF led for 21:53. Game was tied for 01:00.

Score tied - 1 time.
 Lead changed - 1 time.

Official Basketball Box Score -- Game Totals -- Final Statistics UCF vs Cal St. Fullerton 11/15/18 1:30 pm at HTC Center (Conway, SC)

UCF 68 • 2-1

#	Player	Total			3-Ptr			Rebounds			PF	TP	A	TO	Blk	Stl	Min
		FG-FGA	FG-FGA	FT-FTA	FG-FGA	FG-FGA	FT-FTA	Off	Def	Tot							
35	Smith, Collin	f	4-11	0-2	4-7	2	3	5	4	12	1	4	0	0	0	27	
24	Fall, Tacko	c	5-7	0-0	2-4	2	8	10	4	12	2	1	3	0	0	20	
01	Taylor, B.J.	g	4-12	2-3	4-4	0	2	2	2	14	2	1	0	1	31		
02	Allen, Terrell	g	3-7	1-2	0-0	0	3	3	1	7	4	0	0	2	33		
15	Dawkins, Aubrey	g	6-12	1-6	0-0	1	3	4	2	13	0	2	0	2	32		
04	DeJesus, Ceasar	g	1-4	0-1	0-0	0	3	3	1	2	0	1	0	0	24		
20	Bertz, Frank	g	0-2	0-1	0-0	1	4	5	1	0	0	1	0	1	11		
21	Brown, Chad	g	3-5	0-0	2-2	2	3	5	2	8	2	0	2	0	20		
22	McSpadden, Chance	g	0-0	0-0	0-2	1	1	2	0	0	1	0	0	1	2		
Team						4	2	6									
Totals			26-60	4-15	12-19	13	32	45	17	68	12	11	5	7	200		

FG % 1st Half: 13-32 40.6% 2nd half: 13-28 46.4% Game: 26-60 43.3%
 3FG % 1st Half: 3-9 33.3% 2nd half: 1-8 16.7% Game: 4-15 26.7%
 FT % 1st Half: 3-6 50.0% 2nd half: 9-13 69.2% Game: 12-19 63.2%

Deadball Rebounds 3

Cal St. Fullerton 52 • 1-2

#	Player	Total			3-Ptr			Rebounds			PF	TP	A	TO	Blk	Stl	Min
		FG-FGA	FG-FGA	FT-FTA	FG-FGA	FG-FGA	FT-FTA	Off	Def	Tot							
05	Clare, Davon	f	1-4	0-2	0-0	1	2	3	3	2	2	1	1	1	1	28	
24	Pitts, Josh	g	0-0	0-0	0-0	1	0	1	2	0	0	1	0	0	7		
00	Allman, Kyle	g	3-12	1-3	4-5	0	1	1	2	11	1	2	0	0	34		
10	Awosika, Austen	g	0-3	0-1	3-6	0	4	4	1	3	4	1	0	0	27		
14	Ahmad, Khalil	g	6-18	2-7	1-1	2	2	4	1	15	1	3	0	4	30		
01	Smith, Jamal	g	0-3	0-1	0-0	0	3	3	5	0	3	2	1	0	23		
11	Arnold, Wayne	g	2-4	1-3	0-0	1	1	2	0	5	0	0	0	0	6		
21	Heinzl, Dominik	g	0-0	0-0	0-0	0	1	1	0	0	0	1	1	0	11		
22	Kuljuhovic, Amel	g	0-3	0-0	0-2	0	0	0	0	0	0	0	0	0	5		
33	Wang, Johnny	g	2-2	0-0	2-4	0	4	4	2	6	0	0	1	0	18		
34	Rowe, Jackson	g	5-6	0-0	0-0	0	2	2	4	10	1	1	0	1	11		
Team						3	5	8									
Totals			19-55	4-17	10-18	8	25	33	20	52	12	12	4	6	200		

FG % 1st Half: 7-28 25.0% 2nd half: 12-27 44.4% Game: 19-55 34.5%
 3FG % 1st Half: 2-9 22.2% 2nd half: 2-8 25.0% Game: 4-17 23.5%
 FT % 1st Half: 6-12 50.0% 2nd half: 4-6 66.7% Game: 10-18 55.6%

Deadball Rebounds 4

Officials: Mike Eades, Bret Smith, Kevin Mathis
 Technical fouls: UCF-None. Cal St. Fullerton-None.
 Attendance: 1317
 2018-19 Men's Basketball. Round: 0. Cal St. Fullerton vs UCF. Played at .

Score by periods	1st	2nd	Total
UCF	32	36	68
Cal St. Fullerton	22	30	52

	In	Off	2nd	Fast	Bench
Points	Paint	T/O	Chance	Break	
UCF	34	15	19	8	10
CSF	28	11	8	13	21

Last FG - UCF 2nd-01:37, CSF 2nd-01:31.
 Largest lead - UCF by 26 2nd-08:17, CSF by 3 1st-06:15.
 UCF led for 35:31. CSF led for 02:02. Game was tied for 02:27.

Score tied - 2 times.
 Lead changed - 4 times.

Official Basketball Box Score -- Game Totals -- Final Statistics Fla. Atlantic vs UCF 11/11/18 3:00 pm at Orlando, Fla. (CFE Arena)

Fla. Atlantic 80 • 2-0

#	Player	Total			3-Ptr			Rebounds			PF	TP	A	TO	Blk	Stl	Min
		FG-FGA	FG-FGA	FT-FTA	FG-FGA	FG-FGA	FT-FTA	Off	Def	Tot							
04	Xavian Stapleton	f	6-13	2-7	0-0	6	4	10	2	14	2	4	0	2	29		
15	Jailyn Ingram	f	5-6	2-3	0-0	1	0	1	5	12	2	1	1	1	22		
25	Karlis Silins	f	3-4	1-2	4-5	0	1	1	4	11	2	0	0	0	10		
03	Anthony Adger	g	7-12	4-6	1-2	1	1	2	3	19	0	0	0	1	30		
11	Michael Forrest	g	2-11	1-5	1-2	1	1	2	3	6	4	3	0	2	25		
00	Jaylen Sebree	g	2-5	1-3	2-3	0	7	7	2	7	1	1	0	0	24		
01	Madiaw Niang	g	0-4	0-3	2-2	3	0	3	3	2	0	0	0	0	9		
10	Ke Vaughn Ellis	g	0-0	0-0	0-0	0	0	0	0	0	0	0	0	0	0+		
12	Aleksandar Zecevic	g	0-1	0-0	0-0	1	3	4	2	0	1	0	0	0	10		
21	Simeon Lepichev	g	2-5	0-3	0-2	2	2	4	1	4	0	1	0	0	19		
23	Richardson Maitre	g	1-6	1-2	2-2	0	2	2	2	5	3	2	0	0	17		
24	Cedric Jackson	g	0-0	0-0	0-0	0	0	0	0	0	0	0	0	0	2		
Team						2	2	4									
Totals			28-67	12-34	12-18	17	23	40	27	80	14	13	1	6	197		

FG % 1st Half: 9-30 30.0% 2nd half: 19-37 51.4% Game: 28-67 41.8%
 3FG % 1st Half: 5



GAME 26 • UCF VS SMU

Official Basketball Box Score -- Game Totals -- Final Statistics
UCF vs Western Ky.
 11/18/18 6:30 pm at HTC Center (Conway, SC)

UCF 78 • 4-1

#	Player	Total			3-Ptr			Rebounds			PF	TP	A	TO	Blk	Stl	Min
		FG-FGA	FG-FGA	FT-FTA	Off	Def	Tot	Off	Def	Tot							
35	Smith, Collin	1-3	0-0	0-0	2	6	8	4	2	0	2	0	0	0	0	17	
24	Fall, Tacko	6-8	0-0	1-9	2	4	6	3	13	2	2	2	0	0	1	25	
01	Taylor, B.J.	3-11	2-4	5-7	1	0	1	0	13	4	2	0	1	1	37		
02	Allen, Terrell	2-5	0-0	4-6	0	2	2	2	8	7	1	0	0	4	35		
15	Dawkins, Aubrey	8-13	5-9	0-0	0	4	4	3	21	4	0	0	0	0	38		
04	DeJesus, Ceasar	2-3	0-0	0-0	0	2	2	0	4	2	2	0	1	1	17		
20	Bertz, Frank	3-9	3-7	2-2	1	2	3	1	11	1	1	0	1	1	18		
21	Brown, Chad	3-3	0-0	0-0	1	4	5	4	6	0	1	1	0	0	13		
Team						4		15		5							
Totals		28-55		10-20		12-24		11		25		36		17		78	
FG % 1st Half:		12-27		44.4%		2nd half:		16-28		57.1%		Game:		28-55		50.9%	
3FG % 1st Half:		3-9		33.3%		2nd half:		7-11		63.6%		Game:		10-20		50.0%	
FT % 1st Half:		1-6		16.7%		2nd half:		11-18		61.1%		Game:		12-24		50.0%	

Western Ky. 62 • 2-1

#	Player	Total			3-Ptr			Rebounds			PF	TP	A	TO	Blk	Stl	Min
		FG-FGA	FG-FGA	FT-FTA	Off	Def	Tot	Off	Def	Tot							
02	SAVAGE, Jared	5-11	2-6	0-0	0	1	1	5	12	2	1	0	0	0	36		
13	MURRAY, Desean	0-1	0-0	4-4	2	1	3	3	4	1	2	0	1	1	16		
23	BASSEY, Charles	10-18	1-1	4-9	5	5	10	3	25	1	3	1	2	33			
04	ANDERSON, Josh	0-5	0-1	0-0	0	2	2	0	5	2	1	0	1	26			
11	HOLLINGSWORTH, T.	4-13	1-3	5-6	0	2	2	2	14	1	1	0	1	38			
00	SMITH, Tolu	0-0	0-0	0-0	0	2	2	0	0	0	0	0	0	7			
14	NELSON, Marek	1-3	0-0	1-2	1	0	1	1	3	0	1	1	1	15			
20	BANTON, Dalano	2-4	0-1	0-0	0	7	7	3	4	4	3	1	0	23			
21	OHMER, Jake	0-0	0-0	0-0	0	0	0	0	1	2	0	0	0	6			
Team						3		3		6							
Totals		22-55		4-12		14-21		11		23		34		24		62	
FG % 1st Half:		13-34		38.2%		2nd half:		9-21		42.9%		Game:		22-55		40.0%	
3FG % 1st Half:		3-7		42.9%		2nd half:		1-5		20.0%		Game:		4-12		33.3%	
FT % 1st Half:		3-6		50.0%		2nd half:		11-15		73.3%		Game:		14-21		66.7%	

Officials: Mike Eades, Mike Roberts, Gerry Pollard
 Technical fouls: UCF-Smith, Collin. Western Ky.-ANDERSON, Josh.
 Attendance: 3018
 Myrtle Beach Invitational Championship Game

Score by periods	1st	2nd	Total
UCF	28	50	78
Western Ky.	32	30	62

Official Basketball Box Score -- Game Totals -- Final Statistics
Northern Ky. vs UCF
 11/24/18 6:00 pm at Orlando, Fla. (CFE Arena)

Northern Ky. 53 • 6-1

#	Player	Total			3-Ptr			Rebounds			PF	TP	A	TO	Blk	Stl	Min
		FG-FGA	FG-FGA	FT-FTA	Off	Def	Tot	Off	Def	Tot							
32	Dantez Walton	4-7	2-4	1-2	1	4	5	5	11	1	2	0	0	0	28		
34	Drew McDonald	8-16	3-7	3-6	1	7	8	2	22	2	1	1	0	36			
02	Paul Djoko	0-3	0-2	0-0	0	1	1	0	0	2	0	1	1	28			
05	Zaynah Robinson	1-12	0-4	0-0	0	3	3	4	2	4	1	0	1	36			
15	Tyler Sharpe	4-12	3-8	2-4	0	5	5	4	13	3	0	0	0	30			
00	Silas Adheke	0-0	0-0	0-0	0	0	0	3	0	1	1	0	0	4			
04	Adrian Nelson	0-0	0-0	0-0	1	0	1	0	0	1	0	0	0	3			
12	Trevon Faulkner	1-5	0-3	1-3	3	2	5	3	3	0	0	0	0	18			
25	Bryant Mocabay	0-3	0-3	0-0	0	0	0	1	0	0	0	0	0	9			
33	Chris Vogt	1-1	0-0	0-2	0	2	2	5	2	0	0	1	0	8			
Team						4		5									
Totals		19-59		8-31		7-17		17		28		53		14		6	
FG % 1st Half:		11-29		37.9%		2nd half:		8-30		26.7%		Game:		19-59		32.2%	
3FG % 1st Half:		6-16		37.5%		2nd half:		2-15		13.3%		Game:		8-31		25.8%	
FT % 1st Half:		4-10		40.0%		2nd half:		3-7		42.9%		Game:		7-17		41.2%	

UCF 66 • 5-1

#	Player	Total			3-Ptr			Rebounds			PF	TP	A	TO	Blk	Stl	Min
		FG-FGA	FG-FGA	FT-FTA	Off	Def	Tot	Off	Def	Tot							
35	Smith, Collin	2-6	1-1	2-4	2	7	9	3	7	2	2	0	0	23			
24	Fall, Tacko	7-8	0-0	6-15	3	6	9	3	20	0	1	1	0	23			
01	Taylor, B.J.	1-8	1-4	7-11	0	5	5	1	10	3	1	0	1	34			
02	Allen, Terrell	2-6	0-0	1-4	1	3	4	4	5	5	0	0	0	26			
15	Dawkins, Aubrey	5-9	2-5	0-0	0	5	5	3	12	1	4	1	0	34			
10	Griffin, Dayon	2-4	0-1	0-0	0	1	1	0	4	2	0	0	0	13			
20	Bertz, Frank	1-4	1-3	0-1	2	2	4	0	3	0	0	0	0	14			
21	Brown, Chad	2-4	0-0	1-1	0	7	7	1	5	0	0	3	0	21			
22	McSpadden, Chance	0-1	0-0	0-0	1	3	4	2	0	1	0	0	0	12			
Team						1		2									
Totals		22-50		5-14		17-36		10		41		51		17		66	
FG % 1st Half:		9-24		37.5%		2nd half:		13-26		50.0%		Game:		22-50		44.0%	
3FG % 1st Half:		3-8		37.5%		2nd half:		2-6		33.3%		Game:		5-14		35.7%	
FT % 1st Half:		13-22		59.1%		2nd half:		4-14		28.6%		Game:		17-36		47.2%	

Officials: Wesley Ford, Bill Jacobson, Doug Simmons
 Technical fouls: Northern Ky.-None. UCF-None.
 Attendance: 3374

Score by periods	1st	2nd	Total
Northern Ky.	32	21	53
UCF	34	32	66

Points	In	Off	2nd	Fast	Bench
NKU	18	3	5	1	5
UCF	30	3	14	8	12

Last FG - NKU 2nd-02:21, UCF 2nd-02:45.
 Largest lead - NKU by 1 1st-17:05, UCF by 19 2nd-10:16.
 NKU led for 00:59. UCF led for 36:28. Game was tied for 02:33.

Score tied - 3 times.
 Lead changed - 4 times.

Official Basketball Box Score -- Game Totals -- Final Statistics
Alabama vs UCF
 11/29/18 7:00 pm at Orlando, Fla. (CFE Arena)

Alabama 64 • 5-2

#	Player	Total			3-Ptr			Rebounds			PF	TP	A	TO	Blk	Stl	Min
		FG-FGA	FG-FGA	FT-FTA	Off	Def	Tot	Off	Def	Tot							
00	Donta Hall	5-10	0-0	1-2	6	3	9	4	11	0	3	2	0	0	27		
30	Galin Smith	0-1	0-0	1-2	0	1	1	3	1	0	1	0	0	10			
10	Kira Lewis Jr.	6-11	2-5	0-0	0	2	2	4	14	2	2	0	0	32			
02	Herbert Jones	3-9	0-1	1-2	2	4	6	3	7	1	3	0	0	28			
23	John Petty	2-10	1-7	0-0	4	4	8	1	5	1	3	0	1	31			
03	Alex Reese	5-14	2-7	2-2	2	1	3	2	14	2	1	0	0	28			
04	Daniel Giddens	0-3	0-0	1-2	1	0	1	1	1	1	0	0	0	4			
05	Avery Johnson Jr.	1-1	0-0	0-0	0	0	0	0	2	1	0	0	0	8			
12	Dazon Ingram	1-1	0-0	3-4	0	6	6	5	5	4	1	1	2	18			
34	Tevin Mack	2-6	0-4	0-0	1	2	3	1	4	2	0	1	0	14			
Team						3		4		7							
Totals		25-66		5-24		9-14		19		27		46		24		64	
FG % 1st Half:		9-29		31.0%		2nd half:		16-37		43.2%		Game:		25-66		37.9%	
3FG % 1st Half:		1-8		12.5%		2nd half:		4-16		25.0%		Game:		5-24		20.8%	
FT % 1st Half:		6-10		60.0%		2nd half:		3-4		75.0%		Game:		9-14		64.3%	

UCF 70 • 6-1

#	Player	Total			3-Ptr			Rebounds			PF	TP	A	TO	Blk	Stl	Min
		FG-FGA	FG-FGA	FT-FTA	Off	Def	Tot	Off	Def	Tot							
35	Smith, Collin	0-2	0-1	1-2	0	6	6	2	1	1	1	0	0	19			
24	Fall, Tacko	5-8	0-0	0-3	2	0	2	4	10	0	2	4	0	19			
01	Taylor, B.J.	6-11	3-5	9-11	0	0	0	2	24	2	3	0	1	37			
02	Allen, Terrell	2-4	0-0	1-2	0	4	4	4	5	4	2	0	0	34			
15	Dawkins, Aubrey	3-10	0-4	10-10	0	2	2	1	16	3	1	1	2	36			
04	DeJesus, Ceasar	0-0	0-0	0-0													



GAME 26 • UCF VS SMU

Official Basketball Box Score -- Game Totals -- Final Statistics Grambling vs UCF 12/08/18 1:00 pm at Orlando, Fla. (CFE Arena)

Grambling 45 • 4-5

#	Player	Total			3-Ptr			Rebounds			PF	TP	A	TO	Blk	Stl	Min
		FG-FGA	FG-FGA	FT-FTA	FG-FGA	FG-FGA	FT-FTA	Off	Def	Tot							
11	Axel Mpoyo	f	2-6	0-2	1-2	3	3	6	4	5	0	1	0	1	23		
00	Shaq Athie	g	0-1	0-0	0-0	0	1	1	2	0	1	2	0	0	13		
03	Dallas Polk-Hillard	g	4-12	1-6	2-3	1	2	3	3	11	1	1	0	1	36		
05	Lasani Johnson	g	2-16	0-5	3-3	1	5	6	2	7	0	0	0	0	36		
24	Travon BUNCH	*	1-1	0-0	0-2	1	2	3	5	2	1	0	2	0	10		
02	Nigel Riberio	g	3-6	1-1	0-2	0	2	2	1	7	1	1	0	2	32		
21	Zavier Peart	g	0-4	0-0	0-0	1	2	3	4	0	1	2	1	0	13		
22	Prince Moss	g	2-4	1-2	0-0	0	1	1	2	5	0	3	0	1	14		
25	Devante Jackson	g	3-8	0-0	2-6	4	0	4	4	8	1	2	0	0	23		
	Team					1	3	4									
	Totals		17-58	3-16	8-18	12	21	33	27	45	6	12	3	5	200		

FG % 1st Half: 9-23 39.1% 2nd half: 8-35 22.9% Game: 17-58 29.3%
 3FG % 1st Half: 3-8 37.5% 2nd half: 0-8 0.0% Game: 3-16 18.8%
 FT % 1st Half: 2-4 50.0% 2nd half: 6-14 42.9% Game: 8-18 44.4%

UCF 70 • 7-2

#	Player	Total			3-Ptr			Rebounds			PF	TP	A	TO	Blk	Stl	Min
		FG-FGA	FG-FGA	FT-FTA	FG-FGA	FG-FGA	FT-FTA	Off	Def	Tot							
35	Smith,Collin	f	1-3	0-0	2-2	0	4	4	3	4	3	1	0	0	23		
24	Fall,Tacko	c	3-5	0-0	1-6	0	8	8	2	7	0	2	5	0	24		
01	Taylor,B.J.	g	5-13	3-7	8-9	2	3	5	0	21	0	2	0	1	35		
02	Allen,Terrell	g	1-1	1-1	0-0	0	3	3	1	3	4	1	0	2	29		
15	Dawkins,Aubrey	g	3-10	1-2	4-4	2	6	8	2	11	1	3	0	2	29		
04	DeJesus,Ceasar	g	2-3	0-1	4-4	0	0	0	1	8	1	1	0	0	9		
10	Griffin,Dayon	g	0-4	0-3	0-0	0	0	0	1	0	1	0	1	0	9		
12	Grant,Xavier	g	1-1	1-1	0-0	0	0	0	0	3	0	0	0	0	2		
13	Renaud,Levy	g	0-1	0-0	0-0	0	0	0	0	0	0	1	0	0	2		
20	Bertz, Frank	g	3-4	2-2	0-0	3	2	5	2	8	0	1	0	1	16		
21	Brown, Chad	g	1-4	0-0	3-6	1	3	4	2	5	1	1	1	0	16		
22	McSpadden,Chance	g	0-0	0-0	0-0	0	1	1	1	0	0	1	0	0	5		
25	Anders,Ryan	g	0-0	0-0	0-0	0	1	1	0	0	0	0	0	0	1		
	Team					5	3	8									
	Totals		20-49	8-17	22-31	13	34	47	15	70	11	14	7	6	200		

FG % 1st Half: 8-21 38.1% 2nd half: 12-28 42.9% Game: 20-49 40.8%
 3FG % 1st Half: 4-7 57.1% 2nd half: 4-10 40.0% Game: 8-17 47.1%
 FT % 1st Half: 10-16 62.5% 2nd half: 12-15 80.0% Game: 22-31 71.0%

Officials: Sean Casady, Jason Baker, Zelton Steed
 Technical fouls: Grambling-None. UCF-None.
 Attendance: 3798

Score by periods	1st	2nd	Total
Grambling	23	22	45
UCF	30	40	70

Points In Off 2nd Fast Bench
 GRAMMB 8 4 2 2 3 7
 UCF 6 4 2 2 3 7

Official Basketball Box Score -- Game Totals -- Final Statistics Stetson vs UCF 12/16/18 1:00 pm at Orlando, Fla. (CFE Arena)

Stetson 65 • 2-10

#	Player	Total			3-Ptr			Rebounds			PF	TP	A	TO	Blk	Stl	Min
		FG-FGA	FG-FGA	FT-FTA	FG-FGA	FG-FGA	FT-FTA	Off	Def	Tot							
23	Abayomi Iyiola	f	2-6	0-2	0-0	0	0	0	2	4	0	0	0	0	12		
00	Christian Jones	g	0-6	0-5	0-0	0	3	3	0	0	1	1	0	0	20		
05	Marques Summer	g	0-3	0-2	0-0	0	2	2	1	0	0	1	0	0	11		
10	Kenny Aninye	g	3-9	1-3	3-4	0	2	2	1	10	5	0	0	1	26		
35	Leo Goodman	g	3-7	2-4	0-0	2	2	4	2	8	0	0	0	0	13		
01	Keith Matthews	g	1-7	0-1	0-0	0	2	2	2	2	1	1	0	0	13		
02	Raine McKeythorn	g	3-4	1-2	4-4	2	4	6	2	11	0	0	0	0	14		
04	Jahlil Rawley	g	3-6	0-0	0-1	0	2	2	5	6	1	2	0	1	17		
12	Jalen Crutchfield	g	0-4	0-2	0-0	0	4	4	1	0	0	0	0	0	18		
13	Ricardo Lynch	g	4-10	2-4	3-5	2	4	6	3	13	1	0	0	1	27		
15	Clay Verk	g	1-2	1-1	0-0	0	0	0	2	3	1	0	0	2	12		
21	Ricky Gouety	g	3-5	0-0	0-0	2	0	2	3	6	0	1	0	1	11		
32	Adam Webb	g	0-0	0-0	2-2	2	0	2	0	2	0	1	1	0	6		
	Team					2	0	2									
	Totals		23-69	7-26	12-16	12	25	37	24	65	10	8	1	6	200		

FG % 1st Half: 10-34 29.4% 2nd half: 13-35 37.1% Game: 23-69 33.3%
 3FG % 1st Half: 3-14 21.4% 2nd half: 4-12 33.3% Game: 7-26 26.9%
 FT % 1st Half: 3-4 75.0% 2nd half: 9-12 75.0% Game: 12-16 75.0%

UCF 90 • 9-2

#	Player	Total			3-Ptr			Rebounds			PF	TP	A	TO	Blk	Stl	Min
		FG-FGA	FG-FGA	FT-FTA	FG-FGA	FG-FGA	FT-FTA	Off	Def	Tot							
35	Smith,Collin	f	2-3	0-0	4-4	0	3	3	3	8	3	2	0	0	19		
24	Fall,Tacko	c	4-5	0-0	2-6	2	4	6	1	10	0	0	5	0	23		
01	Taylor,B.J.	g	3-8	1-5	3-3	0	2	2	1	10	2	0	0	1	26		
02	Allen,Terrell	g	3-6	2-3	0-1	0	5	5	0	8	5	3	0	0	25		
15	Dawkins,Aubrey	g	6-13	2-5	5-6	4	9	13	2	19	1	0	0	2	27		
04	DeJesus,Ceasar	g	2-5	0-1	5-5	0	1	1	3	9	3	0	1	0	18		
10	Griffin,Dayon	g	2-3	2-3	1-2	0	1	1	0	7	0	0	0	0	8		
12	Grant,Xavier	g	0-0	0-0	0-0	0	0	0	0	0	0	0	0	0	2		
13	Renaud,Levy	g	0-1	0-0	0-0	0	0	0	2	0	0	0	0	0	3		
20	Bertz, Frank	g	3-9	3-8	0-0	0	1	1	2	9	2	0	0	1	23		
21	Brown, Chad	g	4-6	0-1	1-2	2	4	6	1	9	1	1	1	0	15		
22	McSpadden,Chance	g	0-2	0-1	1-2	0	2	2	0	1	1	0	0	0	8		
25	Anders,Ryan	g	0-1	0-1	0-0	0	0	0	0	0	0	0	0	0	3		
	Team					3	4	7									
	Totals		29-62	10-28	22-31	11	36	47	15	90	18	6	7	4	200		

FG % 1st Half: 13-27 48.1% 2nd half: 16-35 45.7% Game: 29-62 46.8%
 3FG % 1st Half: 4-11 36.4% 2nd half: 6-17 35.3% Game: 10-28 35.7%
 FT % 1st Half: 14-16 87.5% 2nd half: 8-15 53.3% Game: 22-31 71.0%

Officials: Nathan Bemis, Jason Baker, Byron Jarrett
 Technical fouls: Stetson-None. UCF-None.
 Attendance: 3660

Score by periods	1st	2nd	Total
Stetson	26	39	65
UCF	44	46	90

Points In Off 2nd Fast Bench
 STET 28 8 12 10 43
 UCF 36 15 12 10 26 35

Last FG - STET 2nd-00:32, UCF 2nd-02:56.
 Largest lead - STET None, UCF by 32 2nd-02:56.
 STET led for 00:00. UCF led for 39:41. Game was tied for 00:19.

Official Basketball Box Score -- Game Totals -- Final Statistics Ga. Southern vs UCF 12/11/18 7:00 pm at Orlando, Fla. (CFE Arena)

Ga. Southern 88 • 6-3

#	Player	Total			3-Ptr			Rebounds			PF	TP	A	TO	Blk	Stl	Min
		FG-FGA	FG-FGA	FT-FTA	FG-FGA	FG-FGA	FT-FTA	Off	Def	Tot							
00	Montae Glenn	f	1-3	0-0	2-2	1	3	4	4	4	1	0	0	0	22		
53	Isaiah Crawley	f	8-12	0-1	2-5	0	2	2	3	18	1	1	1	2	23		
03	Ike Smith	g	7-14	2-4	0-0	0	2	2	2	16	0	1	0	0	33		
04	Tookie Brown	g	8-16	3-6	1-3	0	6	6	3	20	7	1	0	1	35		
13	Quan Jackson	g	6-9	0-1	0-0	0	2	2	2	12	3	0	1	4	32		
02	Elijah McCadden	g	1-3	0-0	0-0	0	2	2	0	2	1	2	0	0	18		
23	Simeon Carter	g	4-8	0-1	0-0	3	3	6	3	8	1	1	1	0	18		
24	David-Lee Jones Jr.	g	2-3	2-3	2-2	0	1	1	2	8	3	3	0	0	19		
	Team					2	3	5									
	Totals		37-68	7-16	7-12	6	24	30	19	88	17	9	3	7	200		

FG % 1st Half: 13-31 41.9% 2nd half: 24-37 64.9% Game: 37-68 54.4%
 3FG % 1st Half: 2-7 28.6% 2nd half: 5-9 55.6% Game: 7-16 43.8%
 FT % 1st Half: 3-6 50.0% 2nd half: 4-6 66.7% Game: 7-12 58.3%

UCF 95 • 8-2

#	Player	Total			3-Ptr			Rebounds			PF	TP	A	TO	Blk	Stl	Min
		FG-FGA	FG-FGA	FT-FTA	FG-FGA	FG-FGA	FT-FTA	Off	Def	Tot							
35	Smith,Collin	f	4-8	2-4	1-3	2	8	10	4	11	3	1	1	0	19		
24	Fall,Tacko	c	6-7	0-0	2-3	3	1	4	3	14	0	2	4	0	27		
01	Taylor,B.J.	g	10-17	6-9	9-11	1	3	4	0	35	5	1	0	1	38		
02	Allen,Terrell	g	5-9	2-5	0-0	0	2	2	2	12	6	2	0	0	33		
15	Dawkins,Aubrey	g	4-13	1-4	1-2	1	5	6	1	10	1	3	0	0	35		
04	DeJesus,Ceasar	g	2-5	1-2	4-4	1	1	2	1	9	1	1	0	0	18		
10	Griffin,Dayon	g	0-2	0-2	0-0	0	0	0	0	0	0	0	0	0	4		
20	Bertz, Frank	g	1-3	0-1	0-0	0	0	0	0	3	2	1	0	0	9		
21	Brown, Chad	g	1-2	0-0	0-0	1	4	5	0	2	1	1	0	0	17		
	Team					3	3	6									
	Totals		33-66	12-27	17-23	12	27	39	14	95	18	11	5	1	200		



GAME 26 • UCF VS SMU

Official Basketball Box Score -- Game Totals -- Final Statistics Temple vs UCF 01/02/19 7:00 pm at Orlando, Fla. (CFE Arena)

Temple 73 • 10-3

#	Player	Total		3-Ptr		Rebounds			PF	TP	A	TO	Blk	Stl	Min
		FG-FGA	FG-FGA	FT-FTA	Off	Def	Tot								
01	Quinton Rose	f	7-13	3-5	0-0	0	4	4	2	17	4	4	0	4	38
22	DeVondre Perry	f	2-2	1-1	0-0	0	0	0	4	5	2	3	1	2	27
27	Ernest Afiaquai	c	1-3	0-0	0-0	1	3	4	2	2	0	2	1	4	32
10	Shizz Alston, Jr.	g	4-15	4-12	6-6	1	2	3	4	18	3	2	0	1	37
15	Nate Pierre-Louis	g	7-11	3-4	4-7	0	1	1	3	21	4	0	0	0	28
00	Alani Moore II	g	1-4	1-2	0-0	1	0	1	3	3	4	1	0	1	16
04	J.P. Moorman II	g	1-3	1-3	2-2	0	3	3	3	5	2	0	0	0	13
21	Justyn Hamilton	g	1-2	0-0	0-0	1	2	3	0	2	0	0	1	0	9
Team						3	1	4							
Totals			24-53	13-27	12-15	7	16	23	21	73	19	14	3	12	200

FG % 1st Half: 10-28 35.7% 2nd half: 14-25 56.0% Game: 24-53 45.3%
 3FG % 1st Half: 6-13 46.2% 2nd half: 7-14 50.0% Game: 13-27 48.1%
 FT % 1st Half: 2-2 100.0 2nd half: 10-13 76.9% Game: 12-15 80.0%

UCF 78 • 11-2

#	Player	Total		3-Ptr		Rebounds			PF	TP	A	TO	Blk	Stl	Min
		FG-FGA	FG-FGA	FT-FTA	Off	Def	Tot								
35	Smith, Collin	f	5-8	0-1	2-2	0	4	4	3	12	1	1	0	2	24
24	Fall, Tacko	c	7-9	0-0	2-6	6	5	11	3	16	2	1	3	0	31
01	Taylor, B.J.	g	7-12	3-7	7-12	0	1	1	2	24	2	3	0	0	36
02	Allen, Terrell	g	3-4	1-1	4-5	1	4	5	0	11	7	4	0	1	34
04	Dawkins, Aubrey	g	5-9	0-2	0-2	0	3	3	3	10	3	0	0	0	35
05	DeJesus, Ceasar	g	0-0	0-0	0-0	0	0	0	1	0	1	3	0	1	14
10	Griffin, Dayon	g	1-1	0-0	0-0	0	2	2	1	2	1	1	0	0	10
20	Bertz, Frank	g	0-0	0-0	0-0	0	0	0	1	0	0	1	0	0	3
21	Brown, Chad	g	1-5	0-0	1-1	0	2	2	1	3	0	0	0	0	13
Team						1	2	3							
Totals			29-48	4-11	16-28	8	23	31	15	78	17	14	3	4	200

FG % 1st Half: 16-26 61.5% 2nd half: 13-22 59.1% Game: 29-48 60.4%
 3FG % 1st Half: 2-6 33.3% 2nd half: 2-5 40.0% Game: 4-11 36.4%
 FT % 1st Half: 3-6 50.0% 2nd half: 13-22 59.1% Game: 16-28 57.1%

Officials: Chuck Jones, Clarence Armstrong, Anthony Jordan
 Technical fouls: Temple-None. UCF-None.
 Attendance: 3884

Score by periods	1st	2nd	Total
Temple	28	45	73
UCF	37	41	78

Points	In	Off	2nd	Fast	Bench
TEM	Paint	T/O	Chance	Break	
16	9	13	15	10	5
44	20	12	14	10	

Last FG - TEM 2nd-00:09, UCF 2nd-02:21.
 Largest lead - TEM by 3 1st-07:16, UCF by 13 2nd-08:41.
 TEM led for 04:32. UCF led for 34:30. Game was tied for 00:26.

Score tied - 1 time.
 Lead changed - 6 times.

Official Basketball Box Score -- Game Totals -- Final Statistics UCF vs UConn 01/05/19 12:00 pm at Storrs, Conn.

UCF 65 • 12-2

#	Player	Total		3-Ptr		Rebounds			PF	TP	A	TO	Blk	Stl	Min
		FG-FGA	FG-FGA	FT-FTA	Off	Def	Tot								
35	Smith, Collin	f	1-2	0-1	1-1	0	2	3	2	3	1	2	0	1	18
24	Fall, Tacko	c	1-1	0-0	1-3	0	5	5	4	3	1	4	2	1	28
01	Taylor, B.J.	g	2-7	1-2	7-12	0	2	2	1	12	3	5	0	1	38
02	Allen, Terrell	g	1-5	0-2	6-6	0	3	3	1	8	4	1	0	3	30
15	Dawkins, Aubrey	g	9-13	2-4	3-4	0	4	4	1	23	1	2	0	0	38
04	DeJesus, Ceasar	g	1-1	1-1	0-0	0	0	0	3	0	1	0	0	0	7
10	Griffin, Dayon	g	3-3	1-1	2-3	0	1	1	1	9	0	1	0	0	20
20	Bertz, Frank	g	0-0	0-0	0-0	0	0	0	0	0	0	1	0	0	5
21	Brown, Chad	g	2-3	0-0	0-0	0	3	3	2	4	0	0	1	2	16
Team						0	3	3							
Totals			20-35	5-11	20-29	0	23	23	12	65	11	16	3	12	200

FG % 1st Half: 11-18 61.1% 2nd half: 9-17 52.9% Game: 20-35 57.1%
 3FG % 1st Half: 3-7 42.9% 2nd half: 2-4 50.0% Game: 5-11 45.5%
 FT % 1st Half: 8-11 72.7% 2nd half: 12-18 66.7% Game: 20-29 69.0%

UConn 53 • 9-6

#	Player	Total		3-Ptr		Rebounds			PF	TP	A	TO	Blk	Stl	Min
		FG-FGA	FG-FGA	FT-FTA	Off	Def	Tot								
12	Tyler Polley	f	1-5	0-3	0-2	2	3	5	2	2	2	0	0	1	22
25	Josh Carlton	f	1-2	0-0	0-0	2	0	2	3	2	0	1	0	1	16
01	Christian Vital	g	7-13	1-5	0-0	2	3	5	3	15	0	5	0	2	34
03	Alterique Gilbert	g	6-19	4-8	2-2	1	3	4	4	18	1	3	0	0	33
04	Jalen Adams	g	2-10	1-1	3-3	3	0	3	3	8	4	3	0	1	37
00	Eric Cobb	g	1-3	0-0	2-2	2	6	8	4	4	2	4	0	0	22
02	Tarin Smith	g	1-5	0-2	0-0	0	0	0	3	2	0	0	0	0	21
10	Brendan Adams	g	0-1	0-1	0-0	0	0	0	0	0	0	0	0	0	1
15	Sidney Wilson	g	0-1	0-0	2-2	1	1	2	2	2	0	1	0	0	14
Team						4	4	8							
Totals			19-59	6-20	9-11	17	20	37	24	53	9	18	0	5	200

FG % 1st Half: 11-26 42.3% 2nd half: 8-33 24.2% Game: 19-59 32.2%
 3FG % 1st Half: 4-9 44.4% 2nd half: 2-11 18.2% Game: 6-20 30.0%
 FT % 1st Half: 4-4 100.0 2nd half: 5-7 71.4% Game: 9-11 81.8%

Officials: Peter Juzenas, Byron Jarrett, Terry Wymmer
 Technical fouls: UCF-None. UConn-None.
 Attendance: 10541

Score by periods	1st	2nd	Total
UCF	33	32	65
UConn	30	23	53

Points	In	Off	2nd	Fast	Bench
UCF	Paint	T/O	Chance	Break	
22	20	0	14	16	8
18	19	6	7	8	

Last FG - UCF 2nd-05:11, UCONN 2nd-00:45.
 Largest lead - UCF by 14 2nd-02:40, UCONN by 7 1st-16:17.
 UCF led for 30:46. UCONN led for 06:22. Game was tied for 02:38.

Score tied - 4 times.
 Lead changed - 7 times.

Official Basketball Box Score -- Game Totals -- Final Statistics East Carolina vs UCF 01/13/19 4:00 pm at Orlando, Fla. (CFE Arena)

East Carolina 65 • 8-8; 1-3

#	Player	Total		3-Ptr		Rebounds			PF	TP	A	TO	Blk	Stl	Min
		FG-FGA	FG-FGA	FT-FTA	Off	Def	Tot								
01	Jayden Gardner	f	12-21	1-2	10-16	7	13	20	3	35	1	2	0	1	38
03	Seth LeDay	c	0-3	0-1	3-6	1	3	4	3	3	1	2	0	0	24
00	Isaac Fleming	g	2-4	0-1	0-0	0	1	1	5	4	4	4	0	2	25
02	K.J. Davis	g	1-8	1-5	0-0	0	4	4	4	3	1	1	0	0	25
05	Shawn Williams	g	4-12	3-8	1-1	0	1	1	5	12	2	2	0	1	31
05	Tyler Foster	g	2-5	0-1	0-1	0	2	2	4	4	1	0	0	1	32
10	Tae Hardy	g	0-0	0-0	0-0	0	0	0	1	0	1	0	0	0	5
32	Dimitri Spasojevic	g	2-4	0-0	0-0	0	3	3	3	4	0	2	0	0	13
41	Addison Hill	g	0-0	0-0	0-0	0	0	0	1	0	1	1	0	0	2
52	Justice Obasohan	g	0-1	0-1	0-0	0	0	0	2	0	0	0	0	0	5
Team						2	1	3							
Totals			23-58	5-19	14-24	10	28	38	31	65	12	14	0	5	200

FG % 1st Half: 10-28 35.7% 2nd half: 13-30 43.3% Game: 23-58 39.7%
 3FG % 1st Half: 2-10 20.0% 2nd half: 3-9 33.3% Game: 5-19 26.3%
 FT % 1st Half: 4-6 66.7% 2nd half: 10-18 55.6% Game: 14-24 58.3%

UCF 76 • 13-2; 3-0

#	Player	Total		3-Ptr		Rebounds			PF	TP	A	TO	Blk	Stl	Min
		FG-FGA	FG-FGA	FT-FTA	Off	Def	Tot								
35	Smith, Collin	f	5-7	2-3	0-0	1	7	8	5	12	1	2	0	1	21
24	Fall, Tacko	c	4-5	0-0	2-10	4	3	7	2	10	0	1	2	0	30
01	Taylor, B.J.	g	2-12	0-6	10-12	1	1	2	4	14	6	2	0	3	33
02	Allen, Terrell	g	3-5	1-2	2-6	0	8	8	2	9	3	3	0	4	30
15	Dawkins, Aubrey	g	6-14	2-8	4-5	1	5	6	4	18	3	1	1	1	29
04	DeJesus, Ceasar	g	0-1	0-0	0-0	0	0	0	0	0	1	0	0	0	5
10	Griffin, Dayon	g	1-5	1-4	1-2	2	1	3	0	4	0	0	0	0	16
20	Bertz, Frank	g	0-2	0-2	0-0	0	0	0	1	0	1	0	0	0	11
21	Brown, Chad	g	3-7	0-0	3-6	5	3	8	1	9	0	0	0	1	25
Team						2	1	3							
Totals			24-58	6-25	22-41	16	29	45	19	76	13	11	3	11	200

FG % 1st Half: 14-29 48.3% 2nd half: 10-29 34.5% Game: 24-58 41.4%
 3FG % 1st Half: 3-13 23.1% 2nd half: 3-12 25.0% Game: 6-25 24.0%
 FT % 1st Half: 7-15 46.7% 2nd half: 15-26 57.7% Game: 22-41 53.7%

Officials: Keith Kimble, Michael Roberts, Ted Valentine
 Technical fouls: East Carolina-None. UCF-None.
 Attendance: 4692

Score by periods	1st	2nd	Total
East Carolina	26	39	65
UCF	38	38	76

Points	In	Off	2nd	Fast	Bench
ECU	Paint	T/O	Chance	Break	
22	14	9	12	8	8
UCF	22	17	24	13	

Last FG - ECU 2nd-00:14, UCF 2nd-01:06.
 Largest lead - ECU None, UCF by 21 2nd-16:26.<



GAME 26 • UCF VS SMU

Official Basketball Box Score -- Game Totals -- Final Statistics Tulsa vs UCF 01/19/19 12:00 pm at Orlando, Fla (CFE Arena)

Tulsa 62 • 12-6

#	Player	Total		3-Ptr		Rebounds			PF	TP	A	TO	Blk	Stl	Min
		FG-FGA	FG-FGA	FT-FTA	Off	Def	Tot								
01	Martins Igbanu	f	1-4	0-1	6-8	0	2	2	5	8	1	3	0	1	18
02	Daquan Jeffries	f	5-10	1-4	4-6	2	7	9	3	15	3	0	3	1	36
04	Sterling Taplin	g	4-9	3-5	3-4	0	2	2	3	14	2	5	0	0	29
05	Lawson Korita	g	0-4	0-1	2-2	0	2	2	1	2	0	0	0	0	22
10	Curran Scott	g	2-2	2-2	0-0	0	1	1	2	6	0	1	0	0	16
00	Chris Barnes		1-4	0-1	0-0	0	2	2	1	2	0	0	0	0	10
03	Elijah Joiner		2-6	1-3	0-0	1	5	6	4	5	4	0	0	2	24
11	Darien Jackson		2-3	0-1	0-1	0	3	3	4	4	2	1	0	2	22
32	Peter Hewitt		0-0	0-0	0-0	0	1	1	2	0	0	1	0	0	5
41	Jeriah Horne		2-5	0-1	2-2	1	4	5	4	6	1	2	0	2	18
	Team				0	1	1								
	Totals		19-47	7-19	17-23	4	30	34	29	62	13	13	3	8	200

FG % 1st Half: 12-27 44.4% 2nd half: 7-20 35.0% Game: 19-47 40.4%
 3FG % 1st Half: 5-11 45.5% 2nd half: 2-8 25.0% Game: 7-19 36.8%
 FT % 1st Half: 3-5 60.0% 2nd half: 14-18 77.8% Game: 17-23 73.9%

Deadball Rebounds 2

UCF 64 • 13-3

#	Player	Total		3-Ptr		Rebounds			PF	TP	A	TO	Blk	Stl	Min
		FG-FGA	FG-FGA	FT-FTA	Off	Def	Tot								
35	Smith, Collin	f	3-9	0-2	7-8	1	3	4	1	13	3	3	0	1	26
24	Fall, Tacko	c	5-8	0-0	2-6	4	2	6	5	12	0	1	0	0	16
01	Taylor, B.J.	g	3-11	2-8	7-10	0	1	1	2	15	3	3	0	1	32
02	Allen, Terrell	g	0-0	0-0	3-4	0	2	2	3	3	2	1	0	2	29
15	Dawkins, Aubrey	g	5-13	2-6	0-0	2	3	5	4	12	2	0	0	1	35
04	DeJesus, Ceasar	g	0-1	0-0	0-0	0	0	0	0	0	0	1	0	0	3
10	Griffin, Dayton	g	0-5	0-3	2-2	1	6	7	4	2	3	2	0	0	27
20	Bertz, Frank	g	0-1	0-1	0-0	0	0	0	0	0	0	1	1	0	8
21	Brown, Chad	g	3-3	0-0	1-1	0	10	10	2	7	0	0	1	0	24
	Team				1	1	2								
	Totals		19-51	4-20	22-31	9	28	37	21	64	13	12	2	5	200

FG % 1st Half: 8-29 27.6% 2nd half: 11-22 50.0% Game: 19-51 37.3%
 3FG % 1st Half: 2-11 18.2% 2nd half: 2-9 22.2% Game: 4-20 20.0%
 FT % 1st Half: 5-8 62.5% 2nd half: 17-23 73.9% Game: 22-31 71.0%

Deadball Rebounds 2

Officials: Rodrick Dixon, Kelly Self, Mike Nance
 Technical fouls: Tulsa-Elijah Joiner, UCF-Fall, Tacko.
 Attendance: 4155

Score by periods	1st	2nd	Total
Tulsa	32	30	62
UCF	23	41	64

Points	In	Off	2nd	Fast	Bench
TUL	18	9	2	23	17
UCF	24	12	7	12	9

Last FG - TUL 2nd-00:12, UCF 2nd-06:36.
 Largest lead - TUL by 15 1st-05:11, UCF by 7 2nd-06:36.
 TUL led for 24:32. UCF led for 14:05. Game was tied for 01:23.

Score tied - 2 times.
 Lead changed - 2 times.

Official Basketball Box Score -- Game Totals -- Final Statistics UCF vs Memphis 01/27/19 3:00 pm at Memphis, Tenn.

UCF 57 • 15-4; (5-2)

#	Player	Total		3-Ptr		Rebounds			PF	TP	A	TO	Blk	Stl	Min
		FG-FGA	FG-FGA	FT-FTA	Off	Def	Tot								
35	Smith, Collin	f	4-8	0-1	0-0	2	1	3	3	8	2	2	0	3	25
24	Fall, Tacko	c	3-4	0-0	1-4	2	4	6	3	7	1	3	2	0	19
01	Taylor, B.J.	g	3-11	2-6	2-2	0	1	1	0	10	2	1	0	1	31
02	Allen, Terrell	g	2-5	1-3	0-0	0	0	0	3	5	3	1	0	1	24
15	Dawkins, Aubrey	g	1-10	0-5	0-0	1	2	3	4	2	1	4	0	1	29
04	DeJesus, Ceasar	g	4-4	0-0	0-0	0	0	0	1	8	0	0	1	0	12
10	Griffin, Dayton	g	1-6	1-6	1-4	0	1	1	1	4	2	2	1	2	25
12	Grant, Xavier	g	0-0	0-0	2-2	0	0	0	0	2	0	0	0	0	2
13	Renaud, Levy	g	0-0	0-0	0-0	0	0	0	0	0	0	0	0	0	1
20	Bertz, Frank	g	2-5	2-5	0-0	0	1	1	1	6	1	0	0	1	13
21	Brown, Chad	g	1-4	0-0	1-2	5	4	9	1	3	0	2	3	0	17
25	Anders, Ryan	g	1-1	0-0	0-0	0	0	0	0	2	0	0	0	0	2
	Team				2	2	4								
	Totals		22-58	6-26	7-14	12	16	28	17	57	12	15	7	9	200

FG % 1st Half: 12-26 46.2% 2nd half: 10-32 31.3% Game: 22-58 37.9%
 3FG % 1st Half: 3-10 30.0% 2nd half: 3-16 18.8% Game: 6-26 23.1%
 FT % 1st Half: 1-3 33.3% 2nd half: 6-11 54.5% Game: 7-14 50.0%

Deadball Rebounds 1

Memphis 77 • 13-7; (5-2)

#	Player	Total		3-Ptr		Rebounds			PF	TP	A	TO	Blk	Stl	Min
		FG-FGA	FG-FGA	FT-FTA	Off	Def	Tot								
00	Kyvon Davenport	f	4-6	1-1	2-2	2	3	5	2	11	1	3	0	0	24
04	Raynere Thornton	f	4-7	1-1	2-2	4	7	11	2	11	1	1	0	1	34
14	Isaiah Maurice	f	2-6	1-4	2-2	1	4	5	5	7	0	0	2	0	16
04	Jeremiah Martin	g	4-13	1-5	1-2	1	2	3	3	10	7	0	1	2	34
05	Kareem Brewton	g	1-4	0-2	1-2	2	2	4	0	3	2	4	0	1	13
02	Tyler Harris	g	5-10	4-9	0-0	0	2	2	0	14	0	1	0	0	23
01	Alex Lomax	g	4-8	0-0	0-0	1	1	2	2	8	3	4	0	2	22
10	Mike Parks	g	5-9	0-1	3-4	5	3	8	0	13	0	1	0	1	19
11	Antwann Jones	g	0-2	0-1	0-0	0	1	1	1	0	2	2	3	0	14
30	Evin Olds	g	0-0	0-0	0-0	0	0	0	0	0	0	0	0	0	1
	Team				5	0	5								
	Totals		29-65	8-24	11-14	21	25	46	15	77	16	17	6	7	200

FG % 1st Half: 13-32 40.6% 2nd half: 16-33 48.5% Game: 29-65 44.6%
 3FG % 1st Half: 3-12 25.0% 2nd half: 5-12 41.7% Game: 8-24 33.3%
 FT % 1st Half: 9-11 81.8% 2nd half: 2-3 66.7% Game: 11-14 78.6%

Deadball Rebounds 1,3

Officials: Keith Kimble, Gerry Pollard, Doug Simmons
 Technical fouls: UCF-None, Memphis-None.
 Attendance: 17046

Score by periods	1st	2nd	Total
UCF	28	29	57
Memphis	38	39	77

Points	In	Off	2nd	Fast	Bench
UCF	30	12	11	11	25
MEM	38	13	14	5	35

Last FG - UCF 2nd-01:33, MEM 2nd-00:51.
 Largest lead - UCF None, MEM by 23 2nd-04:45.
 UCF led for 00:00. MEM led for 38:21. Game was tied for 01:32.

Score tied - 1 time.
 Lead changed - 0 times.

Official Basketball Box Score -- Game Totals -- Final Statistics UCF vs Tulane 01/23/19 7:02 p.m. at Devlin Fieldhouse, New Orleans, LA

UCF 75 • 15-3, 5-1

#	Player	Total		3-Ptr		Rebounds			PF	TP	A	TO	Blk	Stl	Min
		FG-FGA	FG-FGA	FT-FTA	Off	Def	Tot								
15	Dawkins, Aubrey	f	7-13	3-7	2-2	1	6	7	1	19	1	0	0	2	28
35	Smith, Collin	f	4-9	0-2	3-6	1	3	4	3	11	0	0	1	1	27
24	Fall, Tacko	c	2-6	0-0	0-2	3	7	10	4	4	0	4	3	1	20
01	Taylor, B.J.	g	8-15	1-4	0-0	1	2	3	1	17	3	1	0	1	30
02	Allen, Terrell	g	2-2	1-1	0-0	0	2	2	2	5	4	0	0	2	24
04	DeJesus, Ceasar	g	2-8	0-2	0-0	0	0	0	3	4	1	0	0	2	16
10	Griffin, Dayton	g	3-7	3-7	0-0	1	1	2	0	9	0	2	0	1	19
12	Grant, Xavier	g	0-1	0-1	0-0	0	1	1	0	0	0	2	0	0	2
13	Renaud, Levy	g	0-1	0-0	0-0	0	0	0	0	0	0	0	0	0	2
20	Bertz, Frank	g	1-4	0-3	0-0	1	2	3	0	2	0	0	0	2	17
21	Brown, Chad	g	2-4	0-0	0-0	1	1	2	4	0	0	0	0	0	13
25	Anders, Ryan	g	0-1	0-1	0-0	0	1	1	1	0	0	0	0	0	2
	Team				6	1	7								
	Totals		31-71	8-28	5-10	15	27	42	17	75	9	11	4	12	200

FG % 1st Half: 19-36 52.8% 2nd half: 12-35 34.3% Game: 31-71 43.7%
 3FG % 1st Half: 4-11 36.4% 2nd half: 4-17 23.5% Game: 8-28 28.6%
 FT % 1st Half: 3-5 60.0% 2nd half: 2-6 33.3% Game: 5-10 50.0%

Deadball Rebounds 2

Tulane 50 • 4-14, 0-6

||
||
||



GAME 26 • UCF VS SMU

Official Basketball Box Score -- Game Totals -- Final Statistics Houston vs UCF 02/07/19 7:00 pm at Orlando, Fla. (CFE Arena)

Houston 77 • 22-1;9-1

#	Player	Total		3-Ptr		Rebounds			PF	TP	A	TO	Blk	Stl	Min
		FG-FGA	FG-FGA	FT-FTA	Off	Def	Tot								
24	Breaon Brady	f	0-1	0-0	0-0	0	0	0	4	0	0	0	0	0	3
35	Fabian White Jr	f	0-3	0-0	0-0	0	2	2	3	0	1	0	0	1	16
03	Armoni Brooks	g	3-10	3-10	5-6	1	6	7	2	14	0	0	0	0	38
05	Corey Davis Jr.	g	8-13	1-6	9-12	0	3	3	1	26	5	4	0	1	39
25	Galen Robinson, Jr.	g	6-12	0-3	0-2	0	5	5	1	12	7	1	0	1	36
01	Chris Harris Jr.	g	2-3	0-0	0-0	3	1	4	2	4	0	1	1	1	18
11	Nate Hinton	g	2-6	0-1	2-4	1	5	6	4	6	0	0	0	0	17
13	DeJon Jarreau	g	0-1	0-0	4-4	0	2	2	3	4	0	3	0	1	6
23	Cedrick Alley Jr.	g	3-7	3-7	0-0	0	4	4	1	9	0	0	0	1	13
55	Brison Gresham	g	1-1	0-0	0-0	3	0	3	2	2	1	0	1	1	14
	Team					3	4	7							
	Totals		25-57	7-27	20-28	11	32	43	23	77	13	10	3	7	200

FG % 1st Half: 13-27 48.1% 2nd half: 12-30 40.0% Game: 25-57 43.9%
 3FG % 1st Half: 5-13 38.5% 2nd half: 2-14 14.3% Game: 7-27 25.9%
 FT % 1st Half: 9-10 90.0% 2nd half: 11-18 61.1% Game: 20-28 71.4%

UCF 68 • 16-5;6-3

#	Player	Total		3-Ptr		Rebounds			PF	TP	A	TO	Blk	Stl	Min
		FG-FGA	FG-FGA	FT-FTA	Off	Def	Tot								
35	Smith,Collin	f	0-1	0-0	0-0	1	0	1	3	0	0	3	0	0	11
24	Fall,Tacko	c	5-6	0-0	3-7	2	4	6	3	13	0	2	0	0	19
01	Taylor,B.J.	g	6-12	2-7	7-9	0	2	2	3	21	7	0	0	1	36
02	Allen,Terrell	g	2-6	0-2	1-1	1	4	5	1	5	3	4	0	2	31
15	Dawkins,Aubrey	g	5-15	3-7	0-2	1	4	5	5	13	0	2	2	0	33
04	DeJesus,Ceasar	g	0-3	0-1	2-4	0	1	1	0	2	0	0	1	0	12
10	Griffin,Dayon	g	1-3	1-3	0-2	0	3	3	3	3	1	0	0	0	19
20	Bertz, Frank	g	2-5	2-4	0-0	0	1	1	3	6	1	0	0	0	17
21	Brown, Chad	g	2-3	0-0	1-2	1	4	5	2	5	0	0	2	1	22
	Team					2	3	5							
	Totals		23-54	8-24	14-27	8	26	34	23	68	12	11	5	4	200

FG % 1st Half: 7-25 28.0% 2nd half: 16-29 55.2% Game: 23-54 42.6%
 3FG % 1st Half: 3-12 25.0% 2nd half: 5-12 41.7% Game: 8-24 33.3%
 FT % 1st Half: 3-17 47.1% 2nd half: 6-10 60.0% Game: 14-27 51.9%

Officials: Chuck Jones, Michael Roberts, Michael Stephens
 Technical fouls: Houston-None. UCF-None.
 Attendance: 6292

Score by periods	1st	2nd	Total
Houston	40	37	77
UCF	25	43	68

Last FG - HOU 2nd-00:35, UCF 2nd-00:11.
 Largest lead - HOU by 20 2nd-07:12, UCF by 1 1st-18:42.
 HOU led for 36:28. UCF led for 01:28. Game was tied for 01:49.

Points	In	Off	2nd	Fast	Bench
HOU	20	15	9	18	25
UCF	22	9	4	22	16

Score tied - 1 time.
 Lead changed - 1 time.

Official Basketball Box Score -- Game Totals -- Final Statistics UCF vs SMU 02/10/19 1:00 pm at Dallas, Texas (Moody Coliseum)

UCF 71 • 17-5; 7-3

#	Player	Total		3-Ptr		Rebounds			PF	TP	A	TO	Blk	Stl	Min
		FG-FGA	FG-FGA	FT-FTA	Off	Def	Tot								
35	Smith,Collin	f	7-11	0-1	4-4	3	7	10	3	18	5	1	0	1	30
24	Fall,Tacko	c	4-5	0-0	2-2	0	3	3	1	10	0	2	2	1	26
01	Taylor,B.J.	g	3-7	2-4	0-0	0	2	2	0	8	7	2	0	1	37
02	Allen,Terrell	g	0-6	0-1	0-0	1	1	2	3	0	2	1	0	1	27
15	Dawkins,Aubrey	g	9-12	4-6	4-5	1	4	5	1	26	2	3	1	1	38
04	DeJesus,Ceasar	g	0-0	0-0	0-0	0	0	0	0	0	0	1	0	0	4
10	Griffin,Dayon	g	2-5	1-4	0-0	0	2	2	2	5	0	1	1	0	19
20	Bertz, Frank	g	0-0	0-0	0-0	0	0	0	1	0	0	0	0	0	6
21	Brown, Chad	g	1-4	0-0	2-2	0	3	3	1	4	0	1	0	0	13
	Team					0	5	5							
	Totals		26-50	7-16	12-13	5	27	32	12	71	16	13	4	5	200

FG % 1st Half: 14-26 53.8% 2nd half: 12-24 50.0% Game: 26-50 52.0%
 3FG % 1st Half: 2-6 33.3% 2nd half: 5-10 50.0% Game: 7-16 43.8%
 FT % 1st Half: 6-7 85.7% 2nd half: 6-6 100.0% Game: 12-13 92.3%

SMU 65 • 12-11; 4-7

#	Player	Total		3-Ptr		Rebounds			PF	TP	A	TO	Blk	Stl	Min
		FG-FGA	FG-FGA	FT-FTA	Off	Def	Tot								
01	Feron Hunt	f	3-8	1-5	0-0	1	3	4	2	7	0	1	1	0	20
15	Isiah Mike	f	7-16	4-11	0-3	1	9	10	3	18	4	1	3	0	39
25	Ethan Charcois	f	2-7	2-6	5-5	3	0	3	3	11	4	2	0	1	35
05	Nat Dixon	g	0-4	0-3	0-0	2	3	5	2	0	2	0	0	2	27
33	Jimmy Whitt Jr.	g	11-19	1-3	0-2	2	1	3	2	23	4	3	1	2	40
00	Jahmal McMurray	g	0-3	0-3	0-0	0	0	0	1	0	1	0	0	0	5
03	William Douglas	g	0-1	0-1	0-0	1	0	1	0	0	1	0	0	1	4
13	CJ White	g	2-5	2-5	0-0	0	1	1	1	6	0	1	1	0	26
21	Jahmar Young Jr.	g	0-0	0-0	0-0	0	1	1	0	0	0	0	0	1	4
	Team					2	1	3							
	Totals		25-63	10-37	5-10	12	19	31	14	65	16	8	6	7	200

FG % 1st Half: 11-36 30.6% 2nd half: 14-27 51.9% Game: 25-63 39.7%
 3FG % 1st Half: 6-25 24.0% 2nd half: 4-12 33.3% Game: 10-37 27.0%
 FT % 1st Half: 0-2 0.0% 2nd half: 5-8 62.5% Game: 5-10 50.0%

Officials: Bill Ek, Kelly Self, Randy Heimerman
 Technical fouls: UCF-None. SMU-None.
 Attendance: 5989

Score by periods	1st	2nd	Total
UCF	36	35	71
SMU	28	37	65

Last FG - UCF 2nd-02:01, SMU 2nd-00:25.
 Largest lead - UCF by 12 2nd-17:55, SMU by 2 1st-10:39.
 UCF led for 36:59. SMU led for 00:54. Game was tied for 02:03.

Points	In	Off	2nd	Fast	Bench
UCF	32	10	6	9	9
SMU	24	13	15	12	6

Score tied - 2 times.
 Lead changed - 2 times.

Official Basketball Box Score -- Game Totals -- Final Statistics South Fla. vs UCF 02/13/19 7:00 pm at Orlando, Fla. (CFE Arena)

South Fla. 65 • 17-7;7-5

#	Player	Total		3-Ptr		Rebounds			PF	TP	A	TO	Blk	Stl	Min
		FG-FGA	FG-FGA	FT-FTA	Off	Def	Tot								
04	Michael Durr	f	0-0	0-0	0-0	0	0	0	5	0	0	1	0	0	10
20	Mayan Kiir	f	0-4	0-1	0-0	1	1	2	2	0	0	2	0	0	12
04	David Collins	g	5-8	1-2	9-12	0	2	1	4	20	0	0	0	1	32
03	Laquincy Rideau	g	3-17	1-6	3-9	3	1	5	4	10	5	2	0	5	34
13	Justin Brown	g	4-6	3-4	1-1	1	1	2	2	12	0	0	0	0	26
01	Xavier Castaneda	g	3-5	1-1	0-0	0	0	0	1	7	5	4	0	0	20
05	Rashun Williams	g	0-0	0-0	0-0	0	0	0	1	0	0	0	0	0	4
10	Alexis Yetna	g	2-8	0-3	4	8	12	2	4	1	1	0	0	0	24
23	T.J. Lang	g	3-6	2-4	0-0	0	3	3	2	8	1	0	0	0	20
34	Antun Maricevic	g	1-1	1-1	1-2	1	0	1	5	4	0	0	2	0	12
41	Nikola Scekcic	g	0-2	0-2	0-0	0	0	0	3	0	0	0	0	0	6
	Team					5	3	8							
	Totals		21-57	9-24	14-27	15	19	34	31	65	12	10	2	6	200

FG % 1st Half: 8-28 28.6% 2nd half: 13-29 44.8% Game: 21-57 36.8%
 3FG % 1st Half: 2-11 18.2% 2nd half: 7-13 53.8% Game: 9-24 37.5%
 FT % 1st Half: 7-16 43.8% 2nd half: 7-11 63.6% Game: 14-27 51.9%

UCF 78 • 18-5;8-3

#	Player	Total		3-Ptr		Rebounds			PF	TP	A	TO	Blk	Stl	Min
		FG-FGA	FG-FGA	FT-FTA	Off	Def	Tot								
35	Smith,Collin	f	3-5	0-0	3-3	2	3	5	5	9	1	3	1	1	23
24	Fall,Tacko	c	6-9	0-0	9-21	2	7	9	3	21	1	1	5	0	26
01	Taylor,B.J.	g	3-6	1-1	6-7	2	1	3	3	13	7	1	0	0	29
02	Allen,Terrell	g	5-8	2-3	2-2	0	3	3	2	14	4	0	0	1	27
15	Dawkins,Aubrey	g	4-8	1-4	1-2	0	2	2	2	10	1	0	0	2	32
04	DeJesus,Ceasar	g	0-1	0-0	1-3	0	2	2	2	1	0	1	0	0	16
10	Griffin,Dayon	g	2-3	1-2	0-0	0	1	1	1	5	0	2	0	0	10
20	Bertz, Frank	g	0-1	0-1	0-0	0	0	0	1	0	1	0	1	0	16
21	Brown, Chad	g	1-3	0-0	3-6	4	5	9	3	5	1	2	0	1	21
	Team					1	2	3							
	Totals		24-44	5-11	25-44	11	26	37	22	78	16	10	7	5	200

FG % 1st Half: 13-26 50.0% 2nd half: 11-18 61.1% Game: 24-44 54.5%
 3FG % 1st Half: 3-7 42.9% 2nd half: 2-4 50.0% Game: 5-11 45.5%
 FT % 1st Half: 10-22 45.5% 2nd half: 15-22 68.2% Game: 25-44 56.8%

Officials: Olandis Poole, Todd Austin, Pat Adams
 Technical fouls: South Fla.-None. UCF-None.
 Attendance: 4719

Score by periods	1st	2nd	Total
South Fla.	25	40	65
UCF	39	39	78

Last FG - USF 2nd-00:20, UCF 2nd-04:55.
 Largest lead - USF None,



GAME 26 • UCF VS SMU

Official Basketball Box Score -- Game Totals -- Final Statistics

UCF vs Cincinnati
02/21/19 7:00 pm at Cincinnati, OH

UCF 55 • 19-6; 9-4

#	Player	Total		3-Ptr		Rebounds			PF	TP	A	TO	Blk	Stl	Min
		FG-FGA	FG-FGA	FT-FTA	Off	Def	Tot								
35	Smith,Collin	f	2-4	0-0	1-1	2	3	5	2	5	0	3	0	0	29
24	Fall,Tacko	c	3-3	0-0	1-3	1	3	4	3	7	1	3	5	0	34
01	Taylor,B.J.	g	4-14	2-8	2-2	0	2	2	0	12	3	2	0	1	36
02	Allen,Terrell	g	2-5	1-4	0-0	0	3	3	3	5	5	2	0	2	33
15	Dawkins,Aubrey	g	7-13	4-6	0-0	0	3	3	1	18	1	1	0	1	37
04	DeJesus,Ceasar		0-1	0-0	0-0	0	0	0	0	0	0	1	0	0	2
10	Griffin,Dayon		0-1	0-0	0-0	0	1	1	0	0	1	1	0	0	12
20	Bertz,Frank		2-2	2-2	0-0	0	0	0	0	6	0	0	0	0	5
21	Brown,Chad		1-2	0-0	0-1	1	0	1	2	2	0	2	0	0	12
	Team					3	2	5			2				
	Totals		21-45	9-20	4-7	7	17	24	11	55	11	17	5	4	200

FG % 1st Half: 7-20 35.0% 2nd half: 14-25 56.0% Game: 21-45 46.7% Deadball Rebounds 3,1
 3FG % 1st Half: 3-8 37.5% 2nd half: 6-12 50.0% Game: 9-20 45.0%
 FT % 1st Half: 1-2 50.0% 2nd half: 3-5 60.0% Game: 4-7 57.1%

Cincinnati 60 • 22-4; 11-2

#	Player	Total		3-Ptr		Rebounds			PF	TP	A	TO	Blk	Stl	Min
		FG-FGA	FG-FGA	FT-FTA	Off	Def	Tot								
13	Tre Scott	f	3-7	1-2	0-0	3	2	5	1	7	2	2	1	1	29
33	Nysier Brooks	c	3-4	0-0	3-4	4	3	7	4	9	0	2	0	1	34
02	Keith Williams	g	4-12	2-3	2-2	0	0	0	1	12	1	1	1	0	30
03	Justin Jenifer	g	4-7	2-5	2-2	0	2	2	1	12	3	0	0	0	23
34	Jarron Cumberland	g	3-13	1-1	4-4	3	4	7	2	11	6	4	2	1	38
00	Logan Johnson		0-0	0-0	0-0	0	0	0	0	0	0	0	0	0	0+
05	Trevor Moore		0-1	0-1	0-0	0	2	2	1	0	0	2	0	0	13
10	Rashawn Fredericks		0-1	0-0	0-0	0	1	1	1	0	0	0	0	0	5
15	Cane Broome		4-7	1-2	0-0	0	1	1	0	9	1	2	0	0	22
22	Eliel Nsoseme		0-0	0-0	0-0	0	0	0	2	0	0	0	0	0	6
	Team					1	2	3			1				
	Totals		21-52	7-14	11-12	11	17	28	13	60	13	14	4	3	200

FG % 1st Half: 10-24 41.7% 2nd half: 11-28 39.3% Game: 21-52 40.4% Deadball Rebounds 3
 3FG % 1st Half: 4-6 66.7% 2nd half: 3-8 37.5% Game: 7-14 50.0%
 FT % 1st Half: 2-2 100.0 2nd half: 9-10 90.0% Game: 11-12 91.7%

Officials: Jeffrey Anderson, Don Daily, Michael Stephens
 Technical fouls: UCF-TEAM. Cincinnati-None.
 Attendance: 12377

Score by periods	1st	2nd	Total
UCF	18	37	55
Cincinnati	26	34	60

	Points	In Paint	Off T/O	2nd Chance	Fast Break	Bench
UCF	14	18	4	8	8	8
CIN	16	17	13	2	9	9

Last FG - UCF 2nd-00:07, CIN 2nd-00:24.
 Largest lead - UCF by 8 1st-16:13, CIN by 8 1st-01:34.
 UCF led for 18:37. CIN led for 17:42. Game was tied for 03:35.

Score tied - 3 times.
 Lead changed - 4 times.