



GAME 19 • UCF AT MEMPHIS

Director, Strategic Communications: Daniel Forcella | Cell: (207) 650-6790 | Email: dforcella@athletics.ucf.edu

Assistant Director, Strategic Communications: Kelly Cartner | Cell: (248) 978-5201 | Email: kcartner@athletics.ucf.edu

GAME INFORMATION

Date Sunday, Jan. 27
 Time 4 p.m. ET/3 p.m. CT
 Site Memphis, Tenn.
 Stadium FedEx Forum
 Capacity 18,400
 TV CBS Sports Network
 Play-by-Play John Sadak
 Analyst Marc Jackson
 Radio FM96.9/AM740 The Game
 Play-by-Play Marc Daniels
 Twitter @UCF_MBB
 Hashtag #ChargeOn

SCHEDULE/RESULTS

O29	Flagler&		W, 86-69
N6	Rider	ESPN3	W, 84-70
N11	FAU	ESPN3	L, 80-79
N15	vs. Cal State Fullerton#	ESPN3	W, 68-52
N16	vs. Saint Joseph's#	ESPN2	W, 77-57
N18	vs. Western Kentucky#	ESPN2	W, 78-62
N24	Northern Kentucky	ESPN3	W, 66-53
N29	Alabama	ESPNU	W, 70-64
D2	at Missouri	ESPNU	L, 64-62 (ot)
D8	Grambling	ESPN3	W, 70-45
D11	Georgia Southern	ESPN3	W, 95-88
D16	Stetson	ESPN3	W, 90-65
D21	Illinois State	ESPN3	W, 77-56
J2	Temple*	ESPNNews	W, 78-73
J5	at UConn*	ESPNNews	W, 65-53
J13	ECU*	ESPNU	W, 76-65
J16	at Wichita State*	CBSSN	L, 75-67
J19	Tulsa*	ESPNU	W, 64-62
J23	at Tulane*	ESPN3	W, 75-50
J27	at Memphis*	CBSSN	4 p.m.
J31	UConn*	ESPNU	9 p.m.
F7	Houston*	CBSSN	7 p.m.
F10	at SMU*	ESPNNews	2 p.m.
F13	S. Florida*	ESPNNews	7 p.m.
F16	Memphis*	ESPN2/U	6 p.m.
F21	at Cincinnati*	ESPN/2	7 p.m.
F24	SMU*	CBSSN	12 p.m.
F27	at S. Florida*	ESPN3	7 p.m.
M2	at Houston*	ESPN/2/U	4 p.m.
M7	Cincinnati*	ESPN/2	7 p.m.
M9	at Temple*	ESPN2/News	4 p.m.
M14	AAC First Round%	TBD	TBD
M15	AAC Quarterfinals%	TBD	TBD
M16	AAC Semifinals%	TBD	TBD
M17	AAC Finals%	TBD	TBD

* American Athletic Conference contest
 & Exhibition contest
 # Myrtle Beach Invitational
 % American Athletic Conference Tournament
 All times Eastern



VS



(--/rv) **UCF KNIGHTS** (15-3, 5-1)
Head Coach: Johnny Dawkins (Duke, 1986)
Record at UCF: 58-28 (3rd Season)
Overall Record: 214-143 (11th Season)

MEMPHIS TIGERS (12-7, 4-2)
Head Coach: Penny Hardaway (Memphis, 2003)
Record at Memphis: 12-7 (1st Season)
Overall Record: 12-7 (1st Season)

UCFACTS

SETTING THE SCENE

- The Knights continue to keep stride with the top teams in the American Athletic Conference after defeating Tulane to improve to 5-1 in league play.
- UCF has now won two in a row and nine of its last 10 games.
- At 15-3, it marks the program's best 18-game start since going 16-2 to open in 2003-04.
- The team's 5-1 start to league play matches its best beginning to AAC action, with a win on Sunday topping it and marking the best start to conference play since 2003-04.

MEETING WITH MEMPHIS

- For UCF to keep pace with Houston and Cincinnati, the team will have to go on the road and do something it has only done once in 15 tries, win at Memphis.
- The Tigers hold a 14-1 advantage over UCF in games played in Bluff City, but last season the Knights got that monkey off their back, winning 68-64 at FedEx Forum.
- In fact, the Knights have dominated the series recently, winning each of their last four games against Memphis, including both ends of the home-and-home series last season.

OFFENSIVE EFFICIENCY

- Known for their defense the last few years under Johnny Dawkins, the Knights have been extremely efficient offensively in 2018-19.
- UCF leads The American in field goal shooting percentage, shooting 47.2 percent from the floor.
- The Knights are also shooting well from beyond the arc, ranked third in the league at 35.2 percent.
- UCF has shot over 50 percent six times and under 40 percent just once this season.
- In the win over Temple, the Knights shot a season-high 60.4 percent from the field.

DOMINATING DEFENSE

- It's the defense that has dominated under Dawkins though, holding opponents to a combined 38.10 percent from the floor the previous two seasons, which led the nation during that period.
- Only two teams in the nation were ranked in the top six in scoring defense in both 2016-17 and 2017-18, UCF and Virginia.
- The Knights led the nation in defensive field goal percentage in 2016-17, holding opponents to 36.5 percent, and in 2017-18 they ranked third in the nation in scoring defense at 61.7.
- UCF ranks second in The American in field goal percentage defense (38.7) and third in scoring defense (63.0), having held seven opponents to less than 60 points.
- The Knights are 9-0 when allowing 63 points or less and 7-0 when holding opponents to less than 36 percent shooting from the field.

A UCF WIN WOULD

- Be better than a loss
- Give the Knights 10 wins in their last 11 games
- Be UCF's sixth ever win over Memphis, its fifth in a row and just its second victory in Memphis
- Improve the Knights to 6-1 in AAC play, marking their best start to AAC play and their best start to conference place since 2003-04
- Bring UCF to above .500 at 3-2 on the road

RECORD BREAKDOWN

Overall	15-3
The American	5-1
Non-Conference	10-2
Home.....	10-1
Away.....	2-2
Neutral.....	3-0

Twitter: @UCF_MBB | Instagram: UCF.MBB | Facebook: /UCFMensBasketball



BY THE NUMBERS

KNIGHTS		TIGERS
74.5	POINTS »	83.6
63.0	« DEFENSE	77.1
+11.5	« MARGIN	+6.5
47.2	« FG%	46.3
38.7	« FG% DEFENSE	43.5
6.9	THREES »	7.2
35.2	« 3FG%	32.1
32.0	« 3FG% DEFENSE	33.1
62.9	FT% »	70.8
+3.1	« REB MARGIN	+2.3
13.5	ASSISTS »	16.2
11.3	« TOs	15.4
1.2	« AST-TO	1.1
6.2	STEALS »	8.8
4.7	« BLOCKS	3.5

SERIES INFORMATION

Overall:..... Memphis, 21-5
 in Memphis:..... Memphis, 14-1
 in Orlando:..... Memphis, 7-3
 at Neutral location:.....UCF, 1-0
 Streak:..... UCF won 4
 Last meeting:..... UCF 68, Memphis 64
 Feb. 11, 2018
 Last Memphis win:..... Memphis 70, UCF 65
Jan. 22, 2017

UCF and Memphis have played 26 times with Memphis hold a strong 21-5 advantage in the all-time series between the two teams. However, the Knights have controlled the matchup as of late, winning each of the last four.

The two teams first met in 1973, the first of three games in the 70s, as the Tigers won 124-75. They didn't square off again until 2006, as Memphis continued its success extending its unbeaten streak against UCF to 10 through the 2010-11 season.

UCF got its first ever win over Memphis on Jan. 18, 2012 at CFE Arena, but then lost its next 11 games against the Tigers through Jan. 22, 2017.

Since then the Knights have held the advantage, winning at home and in the American Athletic Conference Tournament in 2017 and then sweeping the home-and-home series last season, earning the program's first ever win at Memphis on Feb. 11, 2018.

KNIGHT NOTES

AWESOME AUBREY

- Aubrey Dawkins has already been named the MVP of the Myrtle Beach Invitational and the American Athletic Conference Player of the Week twice this season.
- He is currently second on the team and ninth in The American with 16.2 points per game.
- Dawkins is also second on the team and 18th in the league with 5.5 rebounds per game.
- His 82.8 percent mark from the free throw line leads the Knights and ranks sixth in the AAC.
- Dawkins has scored in double figures in each of his first 18 games as a Knight, the first player to do so in UCF's Division I era.
- After struggling out of the gate in his first four games after sitting out for two years, he has connected on 42.1 percent of his three-pointers since Nov. 18.

BIG SHOT BARRY

- BJ Taylor has led UCF in scoring each of his three seasons on the court, and now his 17.1 points per game leads the Knights and ranks eighth in The American in 2018-19.
- The Orlando native was named the Preseason Player of the Year and Preseason First Team All-Conference in The American.
- With a knack of getting to the line, Taylor ranks fifth all-time at UCF with 379 free throws and is 18th in the nation this season with 110 free throws made.
- He also ranks ninth all-time with 269 assists and is just four three-pointers away from cracking UCF's Top 10 in that category as well.

TAYLOR ALREADY IN THE CLUB

- Taylor became the 19th player in UCF history to join the 1,000-Point Club when he achieved the feat Feb. 21, 2018 at Tulsa.
- Taylor scored 1,000 points in just 66 games, believed to be the third fastest in UCF's Division I history behind Ken Leeks (1988-92) and Darryl Davis (1991-95).
- He now has 1,399 in his career, passing former teammate Matt Williams, Marcus Jordan and most recently D'Quarius Stewart for ninth place in program history.
- Taylor is one of just four players in UCF history to rank in the top 10 in program history in both points in assists.

TACKO TIME

- Tacko Fall leads The American and ranks eighth in the nation with 2.89 blocks per game.
- He also leads the league with a 74.8 field goal percentage and would lead the nation if he made enough field goals per game to qualify.
- Accumulating 247 blocks in his career, Fall has taken over the all-time lead in career blocks at UCF, passing Keith Clanton (227).
- The 7-foot-6 center was named to the Myrtle Beach Invitational's All-Tournament Team and was on the Kareem Abdul-Jabbar Award Preseason Watch List for the nation's best center.
- The Knights are 11-0 this season when Fall scores in double figures.

FALL FACTS

- Among the 40 tallest living human beings in the world.
- At 7-foot-6, he is the tallest player in NCAA Division I basketball and taller than any NBA player.
- Hand Length: 10.5 inches | Wingspan: 8 feet, 4 inches | Shoe Size: 22

BATTLING ON THE BOARDS

- The Knights hold a +3.1 advantage in rebounds over their opponents, and when they're doing it well it leads to wins.
- UCF is 12-0 on the season when outrebounding its opponent, and 13-0 when matching or bettering its opponent's rebound total.
- The Knights rank third in the league with 38.1 rebounds per game, but are just seventh in rebounding defense, allowing 35.1 per contest.

HOLDING THE LEAD

- The veteran group has been solid in holding a lead in 2018-19.
- UCF is a perfect 15-0 when leading with two minutes remaining in the game.
- Conversely, the Knights are 0-2 when trailing with two minutes to play and 0-3 when tied or trailing with two minutes on the clock.



QUICK FACTS

UCF INFORMATION

Location	Orlando, Fla.
Founded	1963
Enrollment	67,000+
Nickname	Knights
Colors	Black and Gold
Conference	American Athletic
President	Dr. Dale Whittaker
Director of Athletics	Dr. Daniel J. White
Athletics Phone	(407) 823-2261
Ticket Office Phone	(407) 823-1000

CFE ARENA

Capacity	10,000
Year Opened	2007
Press Row Phone	(407) 823-2477

BASKETBALL HISTORY

First Year of Basketball	1969-70
First Year in Division I	1984-85
First Year in AAC	2013-14
All-Time Record	754-616/807-616*
NCAA Tournaments/Last	Four/2005

*2008-09 (17-14), 2009-10 (15-17), 2010-11 (21-12)
victories were vacated due to NCAA sanctions

TEAM INFORMATION

2017-18 Record	19-13
Conference Record/Finish	9-9/6th
Home Record	12-4
Road Record	5-7
Neutral Record	2-2
Conference Tournament	Quarterfinals
Postseason	--
Starters Returning/Lost	4/1
Letterwinners Returning/Lost	9/2
Newcomers	6

STRATEGIC COMMUNICATIONS

Director (MBB, Primary)	Daniel Forcella
Office Phone	(407) 823-2142
Cell Phone	(207) 650-6790
Email	dforcella@athletics.ucf.edu
Assistant Director (MBB, Secondary)	Kelly Cartner
Office Phone	(407) 823-6489
Email	kcartner@athletics.ucf.edu
Mailing Address	Spectrum Stadium 4465 Knights Victory Way Orlando, FL 32816
Website	www.UCFKnights.com
Twitter	@UCF_MBB
Instagram	UCF.MBB
Facebook	/UCFMensBasketball

KNIGHT NOTES

TERRELL TERRIFIC

- Terrell Allen has had a stellar 2018-19 campaign, averaging 7.8 points and ranking fifth in The American with 4.4 assists per game.
- Allen also ranks third in the league and 12th in the nation with a 3.29 assist-to-turnover ratio.
- He has had at least four assists in all but four games this season.
- Allen is shooting lights out beyond the arc, converting 18 of his 34 attempts on the year.
- The point guard had a career day in the win over Saint Joseph's in the semifinal of the Myrtle Beach Invitational, scoring a career-high 22 points on a career-best four three-pointers.

BEATEN BY BUZZER

- The Knights are 15-3 and receiving votes in the USA Today Coaches Poll, but two of their three losses came from buzzer-beaters.
- The Black and Gold's first loss was to FAU as an Owl airball led to a buzzer-beating putback with no time on the clock.
- The team's second non-conference defeat was on the road at Missouri, which needed a three-pointer with no time left on the clock to send the game into overtime.

FASTEST TO FIFTY

- With the win over Grambling State, Johnny Dawkins eclipsed 50 victories as the head coach at the University of Central Florida.
- He is the fastest head coach to 50 wins in UCF's Division I era.
- Dawkins has won 214 games in his career overall.

LIVING IN THE 90S

- UCF scored 90 or more points in back-to-back wins over Georgia Southern and Stetson, putting up 95 against Georgia Southern and 90 in the victory over Stetson.
- It marked the first time the Knights had put up 90 points in back-to-back games since the 2013-14 season.
- The 95 points against Georgia Southern were the most ever for a Johnny Dawkins coached UCF team and the most by any Knights team since putting up 101 against Bethune-Cookman on Dec. 22, 2015.

DAWKINS DOUBLE

- This season there is double the Dawkins for UCF, as Coach Dawkins' son Aubrey is healthy and available to play for the 2018-19 campaign.
- A transfer from Michigan, where he started 22 games over two years, averaging 6.7 points per game, Dawkins sat out 2016-17 and then missed all of 2017-18 due to injury.
- Dawkins has been named among the best players in the American Athletic Conference heading into this season and one of the best transfer players in the nation.

SEASON NUMBER THREE

- The UCF men's basketball team is in year three under head coach Johnny Dawkins.
- The Knights went 43-25 in their first two seasons with Dawkins, the most wins in consecutive seasons for the program since winning back-to-back ASUN Championships in 2003-04 and 2004-05.
- Before Dawkins got to UCF, the Knights endured three straight losing seasons.

TALKIN' DAWKINS

- After the win on opening night, Johnny Dawkins now has over 200 wins in his career, having spent eight seasons at the helm of the Stanford Cardinal before arriving in Orlando.
- The former Naismith Player of the Year at Duke also coached under his former Coach, Mike Krzyzewski, from 1998 to 2008.
- After his first season at UCF, Dawkins was named a finalist for both the Ben Jobe and Jim Phelan National Coach of the Year awards.

RECORD BY LINEUP

GUARD	GUARD	GUARD	FORWARD	CENTER	RECORD
Terrell Allen	B.J. Taylor	Aubrey Dawkins	Collin Smith	Tacko Fall	14-3
Terrell Allen	B.J. Taylor	Aubrey Dawkins	Chad Brown	Tacko Fall	1-0



NUMERICAL ROSTER

No.	Name	Pos.	Ht.	Wt.	Pos.	Hometown/High School/Last College
0	Yuat Alok*	C	6-11	225	Jr.	Auckland, New Zealand/Impact Academy [Fla.]/Chipola CC/TCU
1	BJ Taylor	G	6-2	195	r-Sr.	Orlando, Fla. (Boone)
2	Terrell Allen	G	6-3	185	r-Jr.	Upper Marlboro, Md. (DeMatha Catholic/Drexel)
3	Dre Fuller Jr.	G	6-5	210	Fr.	Fayetteville, N.C. (Admiral Farragut [Fla.])
4	Cesar DeJesus	G	6-2	190	r-So.	West New York, N.J. (Mt. Zion Prep [Md.])
5	Myles Douglas	F	6-8	215	So.	Edgewood, Md. (Aberdeen)
10	Dayon Griffin	G	6-4	210	r-Sr.	St. Petersburg, Fla. (St. Petersburg/Louisiana Tech)
12	Xavier Grant	G	6-3	180	Fr.	Fort Lauderdale, Fla. (American Heritage)
13	Levy Renaud	G	6-2	180	Fr.	Fort Lauderdale, Fla. (NSU University School)
14	Ibrahim Famouke Doumbia*	F	6-7	205	So.	Bamako, Mali (Miami Country Day/South Carolina)
15	Aubrey Dawkins	G	6-6	205	r-Jr.	Durham, N.C. (New Hampton Prep [N.H.]/Michigan)
20	Frank Bertz	G	6-5	180	Jr.	Hesperia, Calif. (Sultana/East Los Angeles College)
21	Chad Brown	F	6-9	245	Sr.	Deltona, Fla. (Deltona)
22	Chance McSpadden	G	6-4	185	r-Jr.	Winter Haven, Fla. (Winter Haven)
24	Tacko Fall	C	7-6	310	Sr.	Dakar, Senegal (Liberty Christian Prep [Fla.])
25	Ryan Anders	F	6-6	220	Fr.	Tampa, Fla. (Wharton)
31	Anthony Catotti	G	6-4	200	r-Sr.	Oviedo, Fla. (Seminole)
35	Collin Smith	F	6-11	240	r-So.	Jacksonville, Fla. (Bolles School/George Washington)

*ineligible for 2018-19 due to NCAA transfer rules

Head Coach: Johnny Dawkins (Duke, 1986), Third Year
Assistant Coach: Kevin Norris (Miami, 1998), Third Year
Assistant Coach: Vince Taylor (Duke, 1982), Second Year
Assistant Coach: Robbie Laing (Troy, 1982), Third Year
Director of Operations: Jimmy Drew (DePaul, 2011), Third Year
Director of Player Development: Kelvin Johnson (Richmond, 1985), Second Year
Video Coordinator: Jaycob Ammerman (Flagler, 2013), Third Year
Director of Sports Performance: Alex Parr (Maryland, 2006), Third Year
Athletic Trainer: Jarrett Schweim (Florida, 2006), Fifth Year
Equipment Manager: John Whitford (Manchester, 1995), 16th Year

ALPHABETICAL

No.	Name	Yr.
2	Terrell Allen	r-Jr.
0	Yuat Alok	Jr.
25	Ryan Anders	Fr.
20	Frank Bertz	Jr.
21	Chad Brown	Sr.
31	Anthony Catotti	r-Sr.
15	Aubrey Dawkins	r-Jr.
4	Cesar DeJesus	r-So.
5	Myles Douglas	So.
14	Ibrahim Famouke Doumbia	So.
24	Tacko Fall	Sr.
3	Dre Fuller Jr.	Fr.
12	Xavier Grant	Fr.
10	Dayon Griffin	r-Sr.
22	Chance McSpadden	r-Jr.
13	Levy Renaud	Fr.
35	Collin Smith	r-So.
1	B.J. Taylor	r-Sr.

PRONUNCIATIONS

tuh - RELL, Allen
 YOO - at, A - lock
 Anthony, kuh - tah - dee
 SEE - zurr, duh - HAY - zeus
 TACO, Fall
 EE - bruh - heem, fuh - MOO - kay, DOOM - bee - uh
 DAY - on, Griffin
 LEV - ee, ray - NO

BY LOCATION

California		
20	Frank Bertz	Jr.
Florida		
25	Ryan Anders	Fr.
21	Chad Brown	Sr.
30	Anthony Catotti	r-Sr.
12	Xavier Grant	Fr.
10	Dayon Griffin	r-Sr.
22	Chance McSpadden	r-Jr.
13	Levy Renaud	Fr.
35	Collin Smith	r-So.
1	B.J. Taylor	r-Sr.
International		
0	Yuat Alok	Jr.
14	Ibrahim Famouke Doumbia	So.
24	Tacko Fall	Sr.
Maryland		
2	Terrell Allen	r-Jr.
5	Myles Douglas	So.
New Jersey		
4	Cesar DeJesus	r-So.
North Carolina		
15	Aubrey Dawkins	r-Jr.
3	Dre Fuller Jr.	Fr.

BY CLASS


Freshman (4)		
25	Ryan Anders	Fr.
3	Dre Fuller Jr.	Fr.
12	Xavier Grant	Fr.
13	Levy Renaud	Fr.
Sophomores (4)		
4	Cesar DeJesus	r-So.
5	Myles Douglas	So.
14	Ibrahim Famouke Doumbia	So.
35	Collin Smith	r-So.
Juniors (5)		
2	Terrell Allen	r-Jr.
0	Yuat Alok	Jr.
15	Aubrey Dawkins	r-Jr.
22	Chance McSpadden	r-Jr.
20	Frank Bertz	Jr.
Seniors (5)		
21	Chad Brown	Sr.
30	Anthony Catotti	r-Sr.
24	Tacko Fall	Sr.
10	Dayon Griffin	r-Sr.
1	B.J. Taylor	r-Sr.



B.J. TAYLOR
 #1 • G • r-Sr. • 6-2
 Orlando, Fla.




TERRELL ALLEN
 #2 • G • r-Jr. • 6-3
 Upper Marlboro, Md.



DRE FULLER JR.
 #3 • G • Fr. • 6-5
 Fayetteville, N.C.



CEASAR DEJESUS
 #4 • G • r-So. • 6-2
 West New York, N.J.



MYLES DOUGLAS
 #5 • F • So. • 6-8
 Edgewood, Md.



DAYON GRIFFIN
 #10 • G • r-Sr. • 6-4
 St. Petersburg, Fla.



AUBREY DAWKINS
 #15 • G • r-Jr. • 6-6
 Durham, N.C.



FRANK BERTZ
 #20 • G • Jr. • 6-5
 Hesperia, Calif.




CHAD BROWN
 #21 • F • Sr. • 6-9
 Deltona, Fla.



CHANCE MCSPADDEN
 #22 • G • r-Jr. • 6-4
 Winter Haven, Fla.



TACKO FALL
 #24 • C • Sr. • 7-6
 Dakar, Senegal



COLLIN SMITH
 #35 • F • r-So. • 6-11
 Jacksonville, Fla.



JOHNNY DAWKINS
 Head Coach
 Third Season



THE AMERICAN

STANDINGS

School	AAC	Overall	Streak
Houston	6-1	19-1	W4
Cincinnati	6-1	17-3	W5
UCF	5-1	15-3	W2
Temple	5-1	15-4	W1
Memphis	4-2	12-7	L1
SMU	3-3	11-7	L2
USF	3-4	13-6	W1
UConn	2-4	11-8	W1
Tulsa	2-5	12-8	L2
ECU	1-5	8-10	L4
Wichita State	1-5	8-10	L2
Tulane	0-6	4-14	L8

*through games played 1/24/19

STATISTICAL LEADERS

Scoring	Team	PPG
1. Jayden Gardner	ECU	19.2
Markis McDuffie	Wichita	19.2
3. Shizz Alston Jr.	Temple	18.5
4. Jalen Adams	UConn	18.1
5. Jarron Cumberland	Cincinnati	18.1
6. Jahmal McMurray	SMU	17.7
7. Quinton Rose	Temple	17.1
8. BJ Taylor	UCF	17.1
9. Aubrey Dawkins	UCF	16.2
10. Jeremiah Martin	Memphis	15.4

Rebounding	Team	RPG
1. Alexis Yetna	USF	9.9
2. Jayden Gardner	ECU	9.1
3. Samir Sehic	Tulane	7.8
4. Ernest Aflakpui	Temple	7.5
5. Kyvon Davenport	Memphis	7.5
6. Tacko Fall	UCF	7.2

Field Goal Percentage	Team	Per.
1. Tacko Fall	UCF	74.8
2. Breanon Brady	Houston	63.5
3. Josh Carlton	UConn	62.6
4. Nysier Brooks	Cincinnati	59.4
5. Martins Igbanu	Tulsa	56.9

Assists	Team	APG
1. Laquincy Rideau	USF	5.5
2. Galen Robinson Jr.	Houston	5.5
2. Shizz Alston Jr.	Temple	5.2
4. Sterling Taplin	Tulsa	4.6
5. Terrell Allen	UCF	4.4

Blocked Shots	Team	BPG
1. Tacko Fall	UCF	2.9
2. Nysier Brooks	Cincinnati	1.6
3. Brison Gresham	Houston	1.6
4. Josh Carlton	UConn	1.4
5. Jamie Echenique	Wichita	1.3

Assist-to-Turnover	Team	Ratio
1. Justin Jenifer	Cincinnati	5.2
2. Jimmy Whitt Jr.	SMU	3.6
3. Terrell Allen	UCF	3.3
4. Galen Robinson	Houston	3.0
5. Shizz Alston Jr.	Temple	2.2

through games played 1/24/19

PRESEASON HONORS

FIRST TEAM

Jalen Adams	Sr.	Guard	UConn
Jarron Cumberland	Jr.	Guard	Cincinnati
Jeremiah Martin	Sr.	Guard	Memphis
Quinton Rose	Jr.	Guard	Temple
B.J. Taylor	r-Sr.	Guard	UCF

SECOND TEAM

Corey Davis Jr.	Sr.	Guard	Houston
Tacko Fall	Sr.	Center	UCF
Jarrey Foster	Sr.	Guard	SMU
Markis McDuffie	Sr.	Forward	Wichita State
Jahmal McMurray	Sr.	Guard	SMU
Sterling Taplin	Sr.	Guard	Tulsa

PLAYER OF THE YEAR

B.J. Taylor	r-Sr.	Guard	UCF
-------------	-------	-------	-----

FRESHMAN OF THE YEAR

Nate Hinton	Fr.	Guard	Houston
-------------	-----	-------	---------

Rank Team (First Place Votes) Points

1.	UCF (6)	114
2.	Cincinnati (3)	107
3.	Houston (2)	103
4.	Memphis (1)	85
5.	UConn	75
6.	Temple	74
7.	SMU	63
8.	Wichita State	60
9.	Tulsa	48
10.	Tulane	23
11.	ECU	22
12.	S. Florida	18

WEEKLY HONORS

Player of the Week

Nov. 12 - Shizz Alston Jr.	Senior	Guard	Temple
Nov. 12 - Markis McDuffie	Senior	Forward	Wichita State
Nov. 19 - Aubrey Dawkins	Junior	Guard	UCF
Nov. 26 - Jarron Cumberland	Junior	Guard	Cincinnati
Dec. 3 - Armoni Brooks	Junior	Guard	Houston
Dec. 10 - DaQuan Jeffries	Senior	Guard	Tulsa
Dec. 17 - Shizz Alston Jr.	Junior	Guard	Temple
Dec. 17 - Galen Robinson Jr.	Junior	Guard	Houston
Dec. 24 - Jarron Cumberland	Junior	Guard	Cincinnati
Jan. 7 - Aubrey Dawkins	Junior	Guard	UCF
Jan. 14 - Nate Pierre-Louis	Sophomore	Guard	Temple
Jan. 21 - Jarron Cumberland	Junior	Guard	Cincinnati

Rookie of the Week

Nov. 12 - Jayden Gardner	Freshman	Forward	ECU
Nov. 19 - Tyler Harris	Freshman	Guard	Memphis
Nov. 26 - Cedrick Alley Jr.	Freshman	Forward	Houston
Dec. 3 - Jayden Gardner	Freshman	Forward	ECU
Dec. 10 - Tyler Harris	Freshman	Guard	Memphis
Dec. 17 - Alexis Yetna	Freshman	Forward	South Florida
Dec. 24 - Alexis Yetna	Freshman	Forward	South Florida
Jan. 7 - Nate Hinton	Freshman	Forward	Houston
Jan. 14 - Jayden Gardner	Freshman	Forward	ECU
Jan. 14 - Alexis Yetna	Freshman	Forward	South Florida
Jan. 21 - Jayden Gardner	Freshman	Forward	ECU

UCF on the Honor Roll

B.J. Taylor	Senior	Guard	Nov. 12
B.J. Taylor	Senior	Guard	Dec. 3
B.J. Taylor	Senior	Guard	Dec. 10



TRENDS

Table with 2 columns: Trend Category and Count. Includes categories like 'Win the tip', 'Home games', 'Opponent Scores', etc.

THE LAST TIME

Table with 3 columns: Category, UCF, and Opponent. Lists various performance metrics and game results.

Table with 2 columns: Category and UCF Player. Lists specific player achievements and game statistics.



RECORDS WATCH

Career Field Goal Percentage

(min. 200 attempts)

1. Tacko Fall (2015-present)	.738 (420-569)
2. Willie Edison (1980-82)	.617 (246-399)
3. Tyrone Sparrow (1975-77)	.598 (158-264)
4. Jerry Prather (1974-78)	.584 (757-1,297)
5. Staphon Blair (2012-16)	.583 (215-369)

Career Rebound Average

1. Ed Fluitt (1971-73)	12.0
2. Ed Smith (1972-74)	9.9
3. Ruben Cotton (1979-81)	9.6
4. Ken Leeks (1988-92)	8.8
5. Jerry Prather (1974-78)	8.2
6. Keith Clanton (2009-13)	7.8
7. Lee Riley (1974-77)	7.7
Tacko Fall (2015-present)	7.7
9. Dan Faison (1983-85)	7.5
Don Mathis (1970-72)	7.5

Career Blocks

1. Tacko Fall (2015-present)	247
2. Keith Clanton (2009-13)	227
3. Ken Leeks (1988-92)	141
4. Paul Reed (2001-02)	127
5. Issac McKinnon (1979-83)	106
6. Staphon Blair (2012-16)	99
7. John Friday (1984-85, 86-87)	94
8. Josh Bodden (2000-04)	88
9. Anthony Williams (2004-06)	86
10. Jeff Dorschner (1980-82)	83
Chad Brown (2015-present)	82

Career Rebounds

1. Keith Clanton (2009-13)	1,000
2. Ken Leeks (1988-92)	942
3. Jerry Prather (1974-78)	849
4. Tacko Fall (2015-present)	765
5. Isaiah Sykes (2010-14)	764
6. Willy Belotte (1972-76)	698
7. Paul Reed (1999-02)	685
8. A.J. Davis (2015-18)	633
9. Dan Faison (1982-85)	626
10. Mario Lovett (1996-01)	608

Career Free Throws

1. Bo Clark (1975-77, 78-80)	456
2. Ken Leeks (1988-92)	413
3. Mike Clark (1969-73)	410
4. Keith Clanton (2009-13)	399
5. BJ Taylor (2014-present)	379
6. Marcus Jordan (2009-12)	350
7. Isaiah Sykes (2010-14)	335
8. A.J. Davis (2015-18)	319
9. Jermaine Taylor (2005-09)	308
10. Paul Reed (1999-02)	279

Career Points

1. Bo Clark (1975-77, 78-80)	2,866
2. Mike Clark (1969-73)	2,085
3. Jermaine Taylor (2005-09)	1,979
4. Jerry Prather (1974-78)	1,778
5. Ken Leeks (1988-92)	1,763
6. Keith Clanton (2009-13)	1,718
7. Isaiah Sykes (2010-14)	1,545
8. Darryl Davis (1991-95)	1,540
9. BJ Taylor (2014-present)	1,399
10. D'Quarius Stewart (1996-00)	1,387
Tacko Fall (2015-present)	972

Career 3-Point Field Goals

1. Matt Williams (2012-17)	274
2. Jermaine Taylor (2005-09)	251
3. Jason Thornton (1998-02)	220
4. Mike O'Donnell (2005-08)	195
5. Isaac Sosa (2008-11)	190
6. Josh Peppers (2003-07)	180
7. D'Quarius Stewart (1996-00)	175
Harry Kennedy (1995-97)	175
9. Ray Abellard (2001-03)	168
10. Brad Traina (1995-99)	156
BJ Taylor (2014-present)	152

Career Assists

1. Sinua Phillips (1990-94)	531
2. Cory Perry (1996-00)	512
3. Al Miller (1999-03)	397
4. Mike Clark (1969-73)	361
5. Isaiah Sykes (2010-14)	336
6. Mike O'Donnell (2005-08)	319
7. Bo Clark (1975-77, 78-80)	302
Darryl Davis (1991-95)	302
9. BJ Taylor (2014-present)	269
10. Daiquan Walker (2012-16)	268

Single-Season Field Goal Percentage

(min. 100 attempts)

1. Tacko Fall (2017-18)	.767 (79-103)
2. Tacko Fall (2015-16)	.750 (96-128)
3. Tacko Fall (2016-17)	.715 (168-235)
4. Davin Granberry (1997-98)	.672 (88-131)
5. Willie Edison (1981-82)	.668 (195-292)

Single-Season Free Throws

1. Marcus Jordan (2010-11)	165
2. Mike Clark (1970-71)	158
3. Bo Clark (1976-77)	144
4. Jermaine Taylor (2008-09)	138
5. Mike Clark (1971-72)	134
6. Ray Abellard (2002-03)	130
7. Bo Clark (1979-80)	129
8. BJ Taylor (2016-17)	126
Cleveland Jackson (1978-79)	126
10. Willie Edison (1981-82)	124

Single-Season Free Throw Attempts

1. Mike Clark (1970-71)	225
2. Marcus Jordan (2010-11)	213
3. Isaiah Sykes (2013-14)	198
4. Isaiah Sykes (2012-13)	188
5. Ken Leeks (1991-92)	186
6. Mike Clark (1971-72)	185
7. Keith Clanton (2012-13)	177
8. Keith Clanton (2010-11)	176
9. BJ Taylor (2016-17)	175
10. Bo Clark (1976-77)	172

Single-Season Rebounds

1. Ed Fluitt (1971-72)	364
2. Tacko Fall (2016-17)	343
3. Ruben Cotton (1979-80)	320
4. Dean Rossin (1980-81)	299
5. Ken Leeks (1990-91)	268

Single-Season Rebound Average

1. Ed Fluitt (1971-72)	14.0
2. Ruben Cotton (1979-80)	11.0
3. Dean Rossin (1980-81)	10.7
4. Ken Leeks (1990-91)	9.9
Wil Nix (1978-79)	9.9
6. Tacko Fall (2016-17)	9.5
7. Ed Smith (1973-74)	9.3
8. Ken Leeks (1989-90)	9.0
9. Paul Reed (2001-02)	8.9
Willy Belotte (1973-74)	8.9

Single-Season Blocks

1. Tacko Fall (2016-17)	94
2. John Friday (1986-87)	74
3. Tacko Fall (2015-16)	70
4. Keith Clanton (2012-13)	63
5. Keith Clanton (2010-11)	60

Single-Game Field Goal Percentage

(min. 10 attempts)

1. Tacko Fall	1.000 (10-10)
	vs. Villanova (11/20/16)
Eddie Rhodes	1.000 (10-10)
	vs. Florida International (12/4/80)
Jerry Prather	1.000 (10-10)
	vs. Dickinson (1/10/76)
4. Keith Clanton	.933 (14-15)
	vs. Bethune-Cookman (12/12/12)
5. Tacko Fall	.917 (11-12)
	vs. Miami-Ohio (12/18/16)
6. Tacko Fall	.917 (11-12)
	at Stetson (12/2/15)
7. Tacko Fall	.909 (10-11)
	vs. Bethune-Cookman (12/21/16)
Pat Crocklin	.909 (10-11)
	vs. Mercer (2/22/86)
9. A.J. Davis	.900 (9-10)
	at Memphis (2/11/18)
Keith Clanton	.900 (9-10)
	vs. Alabama State (11/13/12)
Josh Peppers	.900 (9-10)
	at East Carolina (2/7/07)
Anthony Williams	.900 (9-10)
	vs. Campbell (12/16/04)
Ken Leeks	.900 (9-10)
	vs. UW-Milwaukee (12/15/90)

Single-Game Free Throws

1. Bennie Shaw vs. Medger Evers (12/18/75)	15
2. Jermaine Taylor vs. Sam Houston St. (1/3/09)	14
Stacey Castle vs. Georgia State (1/20/96)	14
Victor Saxton vs. Mercer (2/15/93)	14
Mike Clark vs. Greensboro (12/19/70)	14
6. BJ Taylor at Memphis (1/17/15)	13
Lavell Payne at Houston (1/24/07)	13
Brad Traina vs. Stetson (2/14/98)	13
Fred Crawford vs. FIU (2/12/88)	13

Single-Game Blocks

1. Tom Herzog vs. Bethune-Cookman (12/11/10)	8
Keith Clanton vs. SE Louisiana (12/4/10)	8
Tony Davis at USF (12/1/07)	8
4. Staphon Blair vs. USC Upstate (11/23/14)	7
Keith Clanton vs. Southern Miss (2/6/13)	7
John Friday vs. Delaware State (1/10/87)	7
John Friday vs. Western Illinois (1/5/87)	7
8. Tacko Fall at Missouri (12/2/18)	6
Tacko Fall vs. TCU (3/28/17)	6
Tacko Fall vs. Florida Atlantic (12/12/15)	6
Keith Clanton vs. Saint Thomas (11/12/11)	6
Anthony Williams vs. South Dakota St. (2/21/05)	6
Paul Reed vs. Stetson (1/2/02)	6
Dean Rossin vs. Florida Southern (2/9/80)	6



NATIONAL POLLS

Associated Press Poll

Table with 4 columns: Rk, Team, Record, Points. Lists top 25 teams including Tennessee (48), Duke (11), Virginia (3), Gonzaga, Michigan, Michigan State (2), Nevada, Kentucky, Kansas, Virginia Tech, North Carolina, Marquette, Maryland, Texas Tech, Buffalo, Auburn, Houston, Villanova, Iowa, Mississippi, North Carolina State, Mississippi State, Louisville, Iowa State, and LSU.

Others receiving votes: Florida St. 139, Purdue 111, Kansas St 91, Nebraska 66, Wisconsin 64, Oklahoma 16, Syracuse 13, Washington 11, Murray St. 9, Cincinnati 6, Wofford 5, Saint Louis 3, San Francisco 2, Florida 2, TCU 1, Hofstra 1.

USA Today Coaches Poll

Table with 10 columns: Rk, Team, Rec., Pts, 1st Pr, Ch, Hi/Lo. Lists top 25 teams including Tennessee, Duke, Virginia, Gonzaga, Michigan State, Michigan, Nevada, Virginia Tech, Kentucky, Kansas, Marquette, North Carolina, Texas Tech, Auburn, Maryland, Houston (18-1, 314), Villanova, NC State, Mississippi, Iowa, Mississippi State, Florida State, Louisville, and Iowa State.

Others receiving votes: Louisiana State 54; Kansas State 50; Nebraska 40; Oklahoma 38; Purdue 30; Wisconsin 27; Texas Christian 12; Washington 9; Furman 9; Indiana 9; North Texas 8; Ohio State 5; Arizona State 4; Cincinnati 4; UCF 3; Texas State 2; Murray State 2; Wofford 1.

WEEK-BY-WEEK

Table with 4 columns: Week, AP, Coaches, NET. Shows weekly performance metrics from Preseason to Week 18, including AP and Coaches rankings and NET scores.

MISCELLANEOUS STATS

Table with 10 columns: Date, Opp., W/L, Points in Paint (UCF, Opp, Diff), Pts Off TOs (UCF, Opp, Diff), 2nd Chance Pts (UCF, Opp, Diff), Fast Break Pts (UCF, Opp, Diff). Lists various games and their statistical outcomes.

DUNK COUNTER

Table with 2 columns: Player, Dunks. Lists players and their total number of dunks, including Terrell Allen, Frank Bertz, Chad Brown, Aubrey Dawkins, Ceasar DeJesus, Myles Douglas, Tacko Fall, Dre Fuller Jr., Dayon Griffin, Chance McSpadden, Collin Smith, and BJ Taylor.



JOHNNY DAWKINS ≡ head coach | third season



Johnny Dawkins was named UCF's seventh head men's basketball coach on Mar. 23, 2016 and has had immediate success in his first two seasons with the Knights.

Dawkins took over a 12-18 squad that hadn't finished above .500 since 2012-13 and led the Knights to a 24-12 record in his first season at the helm, the sixth best turnaround in the nation. With just seven scholarship players due to transfers and injuries, the Knights earned the fourth seed – their highest ever – in the American Athletic Conference Tournament, eventually falling to league champion

SMU in the semifinals.

A season full of firsts, UCF hosted its first NIT game in 2016-17, defeating Colorado for the program's first ever win in an NIT or NCAA Tournament game. The Knights went on to defeat top seeded Illinois State on the road, before coming home to the first ever sell-out crowd at CFE Arena and winning 68-58 over Illinois to earn a spot in the NIT Final Four.

Under Dawkins' leadership, UCF led all of NCAA Division I in defensive field goal percentage in 2016-17, holding opponents to just 36.5 percent from the floor. The Knights were also sixth in the nation, allowing only 61.2 points per game, and gave up 45 or less points in four games over the course of the year.

Dawkins was named a finalist for both the Jim Phelan and Ben Jobe National Coach of the Year awards his first season at UCF, but he also guided a number of his players to accomplishments along the way.

2016-17 Individual Honors

- Tacko Fall was named The American Defensive Player of the Year, Lefty Driesell Defensive All-America, and finalist for Kareem Abdul-Jabbar Award
- B.J. Taylor earned Second Team All-Conference honors from The American after leading UCF with 17.4 points per game
- Matt Williams set new UCF records for three-pointers in a career, in a season and in a game, before signing a professional contract with the Miami Heat

In year two at the helm, Dawkins had to deal with significant injuries to his three best players. His son, Aubrey Dawkins, missed the entire season with a shoulder injury, B.J. Taylor missed the first half of the season, and Tacko Fall missed the second half of the year. Taylor and Fall only played one game together.

Through the injuries, Dawkins led the Knights to a 19-13 record, second only to his first season record in the last five years of UCF Basketball.

The team also had a number of firsts in year two under Dawkins.

Firsts in 2017-18

- First win over UConn at home and first since joining The American
- First win over SMU since joining The American
- First win over Memphis on the road
- First win over a ranked opponent in a true road game, defeating No. 24 Alabama

And the defense was as good as ever in Dawkins' second year coaching the Black and Gold.

Defensive Accomplishments in 2017-18

- Held three opponents under 40 points
 - Before the season, UCF had only held two opponents to less than 40 points in 33-year Division I history
- Set new school record, holding SMU to 37 points
- Ranked third in the nation, holding opponents to 61.7 points per game
- Ranked 10th in the nation, holding opponents to 40.1 percent from the field

COACHING EXPERIENCE

2016-present	UCF	Head Coach
2008-16	Stanford	Head Coach
2000-08	Duke	Associate Head Coach
2006-08	USA Basketball	Player Personnel
1998-99	Duke	Assistant Coach

NBA EXPERIENCE

1994-95	Detroit Pistons
1989-94	Philadelphia 76ers
1986-89	San Antonio Spurs
1986	Drafted, Spurs - 10th Overall

In two years, Johnny Dawkins has led UCF to new heights on the basketball court, but he has done an even better job with his players in the classroom. With Dawkins at the helm, the Knights men's basketball program recorded an average semester team GPA over 3.0 for the first time in recorded history. They then did it again, setting a new program record with an average semester GPA of 3.03 this spring.

STANFORD STINT

Stanford put together four 20-win seasons in Dawkins' tenure as head coach. He is only the second coach in Stanford history with at least four 20-win seasons. Stanford's success on the court came against some of the toughest schedules in the nation. During the 2015-16 season, the Cardinal faced the sixth-most difficult slate in the country. A nation-leading 17 of Stanford's 30 games came against RPI Top 50 squads. Stanford's strength of schedule was rated in the top 50 each of the past four seasons, including two in the top 20, with an average rank of 27.75.

The Cardinal basketball program also excelled in the classroom during Dawkins' tenure, earning at least three Pac-12 All-Academic selections for five consecutive seasons and producing back-to-back Pac-12 Scholar-Athlete of the Year recipients (2014, 2015). Stanford also received annual national academic recognition, with three players earning National Association of Basketball Coaches (NABC) Honors Court status in 2015. The Cardinal was one of 20 NCAA Division I teams to earn an NABC Team Academic Excellence Award last season.

In 2012, Dawkins mentored Chasson Randle to become the consummate student-athlete. Randle finished that season as Stanford's all-time leading scorer and earned the program's first Academic All-America First Team selection since 2006. Under Dawkins, Stanford recorded back-to-back perfect Academic Progress Rate scores of 1000 in both the 2012-13 and 2013-14 reports, the two most recent to be released by the NCAA.

Player development was also markedly improved at Stanford under Dawkins' tutelage. Four Cardinal players were selected in the NBA Draft following their collegiate careers.

LEARNING FROM A LEGEND

The Washington, D.C. native coached for 10 years under the legendary Mike Krzyzewski at Duke. During Dawkins' decade as a coach at Duke, the Blue Devils won a national championship (2001), tallied six ACC regular season championships, recorded seven ACC Tournament titles and posted a 330-60 record. In four consecutive seasons from 1999-2002, Duke finished the regular season ranked No. 1 in both national polls, a first in college basketball history. Duke reached a No. 1 national ranking in seven of the 10 seasons with Dawkins on the coaching staff.

While at Duke, he also served as the Player Personnel Director for the USA Basketball Senior National Team from 2006-08.



DECORATED DUKIE

Following a prolific high school career at Mackin Catholic in Washington, D.C., Dawkins made his way to Duke, where he would become one of the most decorated players to step foot in Durham, North Carolina.

He played for the Blue Devils from 1983-86, earning Consensus All-America honors twice (1985, 1986). Dawkins was also voted as the 1986 Naismith National Player of the Year and named a Freshman All-American in 1983. During his collegiate career, he helped lead Duke to three NCAA Tournament berths, including an NCAA National Championship Game appearance in 1986. He was listed as an All-ACC honoree in all four seasons as a Blue Devil.

Dawkins finished his career as the school's all-time leading scorer and held that honor until 2006 when J.J. Redick surpassed his mark of 2,556 points. He recorded double-figure point totals in 129-of-133 collegiate games. Dawkins led the Blue Devils in scoring all four years, recording the fourth-highest season point total in school history with 809 in 1986. Dawkins remains Duke's career record-holder in field goals (1,026) and field goals attempted (2,019) while also owning the school's best single-season mark for field goals (331) during the 1986 campaign.

Dawkins was inducted into the Duke Sports Hall of Fame in September 1996. His jersey number 24 was retired by the school.

PROFESSIONAL EXPERIENCE

A 1986 first-round draft pick (10th overall) by San Antonio, Dawkins saw action in nine NBA seasons with the Spurs, Philadelphia 76ers and Detroit Pistons. He averaged 11.1 points and 5.5 assists over 541 career NBA games.

GIVING BACK TO THE GAME

Dawkins has served as a member of the National Association of Basketball Coaches Board of Directors since 2012. He also currently serves on the NCAA Division I Men's Basketball Ethics Coalition, an independent committee of current and former coaches, charged with promoting ethical conduct through leadership, education and mentoring opportunities, while identifying key issues challenging the coaching community.

COACHING RECORD

Year	School	Record	Pct
2008-09	Stanford	20-14	.588
2009-10	Stanford	14-18	.438
2010-11	Stanford	15-16	.484
2011-12	Stanford	26-11	.703
2012-13	Stanford	19-15	.559
2013-14	Stanford	23-13	.639
2014-15	Stanford	24-13	.649
2015-16	Stanford	15-15	.500
2016-17	UCF	24-12	.667
2017-18	UCF	19-13	.594
2018-19	UCF	15-3	.833
Total	11th Season	214-143	.599

COACHING HIGHLIGHTS

2008-09	CBI Semifinals
2011-12	NIT Champions
2012-13	NIT Second Round
2013-14	NCAA Sweet 16
2014-15	NIT Champions
2015-16	NIT Semifinals
Finalist for Jim Phelan National Coach of the Year	
Finalist for Ben Jobe National Coach of the Year	

COLLEGIATE CAREER

1982-86	Duke University
1985-86	Naismith National Player of the Year
	Consensus First Team All-America
	First Team All-ACC
	NCAA East Regional MVP
	ACC Tournament MVP
	Duke Team MVP
	Duke Co-Captain
1984-85	Consensus First Team All-America
	First Team All-ACC
	Duke Team MVP
1983-84	Second Team All-ACC
	Duke Team MVP
1982-83	Freshman All-America
	Second Team All-ACC
	Duke Team MVP

THE DAWKINS FILE

Hometown	Washington, D.C.
High School	Mackin Catholic
College	Duke, 1986



BJ TAYLOR

6-2 | 195 | r-senior | guard
orlando, fla. | boone hs



KNIGHT NOTES

2018-19

- Named to The American Weekly Honor Roll three times
- Ninth all-time in program history with 1,399 career points
- With 379 career free throws made, he's now fifth in UCF history
- Has led UCF in scoring in 42 of 89 games played in career
- Scored in double figures in 17 out of 18 games, including each of the last 14 contests
- Ranks eighth in The American with 17.1 points per game
- Also ranks in the top 15 in the league in free throw percentage (75.3), three-point percentage (36.3), three-pointers made per game (1.8) and assists (2.9)
- Nationally, ranks 14th with 146 free throw attempts and 18th with 110 free throws made
- Temple 1/2: Led Knights with 24 points in conference opener
- Ga. Southern 12/11: Scored a career-high 35 points on six three-pointers
- Grambling 12/8: Led UCF with 21 points on three three-pointers
- Alabama 11/29: Led the Knights with 24 points on 3-of-5 from three and 9-of-11 from the line
- FAU 11/11: Scored 29 points on 9-of-14 from the field
- Rider 11/6: Led the Knights with 22 points and four assists
- Named Preseason Player of the Year in The American
- Also named Preseason First Team All-Conference by the league's coaches
- Additionally, named Preseason First Team All-Conference by FanRag Sports, NCAA.com, Blue Ribbon Yearbook, NBC Sports
- NCAA.com named Taylor the #5 best senior heading into 2018-19 season

2017-18

- Became the 19th member of UCF's 1,000-Point Club, the third fastest to 1,000 points in UCF's Division I era.
- Injured during first game of the season and missed 16 straight games with foot injury.
- Had seven 20-point performances in final 14 games of the season.
- Led UCF with 15.9 points per game and would have ranked fifth in The American if qualified due to games played.
- One of three Knights in the last 20 years to score 15+ ppg in back-to-back seasons.
- Also led the Knights with 3.2 assists per game.
- Knocked down 26 threes, shooting a team and career high 38.8 percent from long distance.

2018-19 HIGHS

Points	35	Ga. Southern (12/11/18)
Rebounds	5	2x, last Grambling (12/8/18)
Assists	6	ECU (1/13/19)
Steals	3	ECU (1/13/19)
Blocks	--	--
FG made	10	Ga. Southern (12/11/18)
FG attempts	17	Ga. Southern (12/11/18)
3FG made	6	Ga. Southern (12/11/18)
3FG attempts	9	Ga. Southern (12/11/18)
FT made	10	3x, last ECU (1/13/19)
FT attempts	14	Rider (11/6/18)

CAREER HIGHS

Points	35	Ga. Southern (12/11/18)
Rebounds	9	Stetson (11/16/14)
Assists	10	vs. Miss State (11/17/16)
Steals	4	Seattle (11/26/16)
Blocks	1	3x, last USF (1/17/17)
FG made	11	Tulane (1/14/15)
FG attempts	21	#11 Wichita St. (3/1/18)
3FG made	6	2x, last Ga. Southern (12/11/18)
3FG attempts	10	Memphis (2/22/15)
FT made	13	at Memphis (1/17/15)
FT attempts	15	at Memphis (1/17/15)

MISCELLANEOUS GAME STATS

Led team in scoring	42
Led team in rebounds	1
Led team in assists	41
Double Figure Points	73
Double Figure Rebounds	--
Double-Doubles	1
20-Point Games	26
30-Point Games	2
3+ Three Pointers	22
5+ Assists	19
3+ Steals	4
3+ Blocks	--

GAME-BY-GAME

Opponent	Date	gs	min	Total		3-Pointers		Free throws		Rebounds			pf	a	t/o	blk	stl	pts	avg		
				fg-fga	pct	3fg-fga	pct	ft-fa	pct	off	def	tot								avg	
RIDER	11/06/	*	33	5-13	.38	2-4	.50	10-14	.71	1	1	2	2.0	1	4	2	0	1	22	22.0	
FLA. ATLANTIC	11/11/	*	36	9-14	.64	1-3	.33	10-12	.83	1	1	2	2.0	2	0	0	0	1	29	25.5	
vs Cal St. Fullerton	11/15/	*	31	4-12	.33	2-3	.66	4-4	1.00	0	2	2	2.0	2	2	1	0	1	14	21.7	
vs Saint Joseph's	11/16/	*	33	2-7	.28	1-4	.25	0-0	.00	0	2	2	2.0	3	2	2	0	0	5	17.5	
vs Western Ky.	11/18/	*	37	3-11	.27	2-4	.50	5-7	.71	1	0	1	1.8	0	4	2	0	1	13	16.6	
vs Western Ky.	11/24/	*	34	1-8	.12	1-4	.25	7-11	.63	0	5	5	2.3	1	3	1	0	1	10	15.5	
NORTHERN KY.	11/24/	*	34	1-8	.12	1-4	.25	7-11	.63	0	5	5	2.3	1	3	1	0	1	10	15.5	
ALABAMA	11/29/	*	37	6-11	.54	3-5	.60	9-11	.81	0	0	0	2.0	2	2	3	0	1	24	16.7	
at Mizzou	12/02/	*	32	2-10	.20	1-7	.14	7-7	1.00	0	2	2	2.0	4	4	3	0	0	12	16.1	
GRAMBLING	12/08/	*	35	5-13	.38	3-7	.42	8-9	.88	2	3	5	2.3	0	0	2	0	1	21	16.7	
GA. SOUTHERN	12/11/	*	38	10-17	.58	6-9	.66	9-11	.81	1	3	4	2.5	0	5	1	0	1	35	18.5	
STETSON	12/16/	*	26	3-8	.37	1-5	.20	3-3	1.00	0	2	2	2.5	1	2	0	0	1	10	17.7	
ILLINOIS ST.	12/21/	*	32	6-13	.46	1-6	.16	2-2	1.00	0	3	3	2.5	0	5	0	0	2	15	17.5	
TEMPLE	01/02/	*	36	7-12	.58	3-7	.42	7-12	.58	0	1	1	2.4	2	2	3	0	0	24	18.0	
at UConn	01/05/	*	38	2-7	.28	1-2	.50	7-12	.58	0	2	2	2.4	1	3	5	0	1	12	17.6	
EAST CAROLINA	01/13/	*	33	2-12	.16	0-6	.00	10-12	.83	1	1	2	2.3	4	6	2	0	3	14	17.3	
at Wichita St.	01/16/	*	33	4-10	.40	2-3	.66	5-9	.55	0	0	0	2.2	3	2	3	0	0	15	17.2	
TULSA	01/19/	*	32	3-11	.27	2-8	.25	7-10	.70	0	1	1	2.1	2	3	3	0	1	15	17.1	
at Tulane	01/23/	*	30	8-15	.53	1-4	.25	0-0	.00	1	2	3	2.2	1	3	1	0	1	17	17.1	
Totals			18	606	82-204	.40	33-91	.36	110-146	.75	8	31	39	2.2	29	52	34	0	17	307	17.1

Games played: 18
 Minutes/game: 33.7
 Points/game: 17.1
 FG Pct: 40.2
 3FG Pct: 36.3
 FT Pct: 75.3

Rebounds/game: 2.2
 Assists/game: 2.9
 Turnovers/game: 1.9
 Assist/turnover ratio: 1.5
 Steals/game: 0.9



TERRELL ALLEN

6-3 | 185 | r-junior | guard
upper marlboro, md. | dematha catholic



KNIGHT NOTES

2018-19

- Ranks third in the league and 12th in the nation with a 3.29 assist-to-turnover ratio
- Has had at least four assists in 14 out of 18 games, ranking fifth in The American with 4.4 apg
- Leads the Knights with 25 steals and ranks 12th in the league with 1.4 steals per game
- Has made 18-of-34 attempts from three-point range (53%)
- ECU 1/13: Tied a career-high with eight rebounds to go with nine points and three assists
- Temple 1/2: Scored 11 points and tied a season high with seven assists
- Ga. Southern 12/11: Scored 12 points and had six assists
- WKU 11/18: Had eight points with seven assists and just one turnover
- Saint Joe's 11/16: Led UCF with career-high 22 points on career-high four three-pointers
- FAU 11/11: Had eight points with five assists and just one turnover
- Rider 11/6: Scored 13 points, had five rebounds and dished out four assists with just one turnover

2017-18

- Played in all 32 games, starting 22 in first season on the court with the Knights.
- Led the Knights with 88 assists and 43 steals.
- Finished 10th in the The American with 1.3 steals per game.
- Recorded multiple assists in 23 of 32 games.
- Averaged 5.5 points and 3.0 rebounds in 30.0 minutes per game.
- Named to American Athletic Conference Honor Roll once.

2018-19 HIGHS

Points	22	vs. Saint Joe's (11/16/18)
Rebounds	8	ECU (1/13/19)
Assists	7	2x, last Temple (1/2/19)
Steals	4	2x, last ECU (1/13/19)
Blocks	--	--
FG made	8	vs. Saint Joe's (11/16/18)
FG attempts	11	vs. Saint Joe's (11/16/18)
3FG made	4	vs. Saint Joe's (11/16/18)
3FG attempts	5	2x, last Ga. Southern (12/11/18)
FT made	6	at UConn (1/5/19)
FT attempts	6	3x, last ECU (1/13/19)

CAREER HIGHS

Points	22	vs. Saint Joe's (11/16/18)
Rebounds	8	2x, last ECU (1/13/19)
Assists	9	at Stetson (12/19/17)
Steals	5	2x, last vs. ECU (3/8/18)
Blocks	1	4x, last vs. Hofstra (3/5/16)
FG made	8	2x, last vs. Saint Joe's (11/16/18)
FG attempts	13	3x, last at JMU (1/21/16)
3FG made	4	vs. Saint Joe's (11/16/18)
3FG attempts	5	4x, last vs. Saint Joe's (11/16/18)
FT made	10	Delaware (2/25/16)
FT attempts	15	High Point (11/18/15)

MISCELLANEOUS GAME STATS

Led team in scoring	9
Led team in rebounds	3
Led team in assists	44
Double Figure Points	22
Double Figure Rebounds	--
Double-Doubles	--
20-Point Games	2
30-Point Games	--
3+ Three Pointers	1
5+ Assists	20
3+ Steals	18
3+ Blocks	--

GAME-BY-GAME

Opponent	Date	gs	min	Total		3-Pointers		Free throws		Rebounds				pf	a	l/o	blk	stl	pts	avg	
				fg-fga	pct	3fg-fga	pct	ft-fga	pct	off	def	tot	avg								
RIDER	11/06/	*	30	4-6	.66	1-2	.50	4-5	.80	1	4	5	5.0	2	4	1	0	0	13	13.0	
FLA. ATLANTIC	11/11/	*	28	3-7	.42	2-4	.50	0-0	.00	0	2	2	3.5	2	5	1	0	0	8	10.5	
vs Cal St. Fullerton	11/15/	*	33	3-7	.42	1-2	.50	0-0	.00	0	3	3	3.3	1	4	0	0	2	7	9.3	
vs Saint Joseph's	11/16/	*	38	8-11	.72	4-5	.80	2-2	1.00	0	3	3	3.3	3	6	1	0	3	22	12.5	
vs Western Ky.	11/18/	*	35	2-5	.40	0-0	.00	4-6	.66	0	2	2	3.0	2	7	1	0	4	8	11.6	
NORTHERN KY.	11/24/	*	26	2-6	.33	0-0	.00	1-4	.25	1	3	4	3.2	4	5	0	0	0	5	10.5	
ALABAMA	11/29/	*	34	2-4	.50	0-0	.00	1-2	.50	0	4	4	3.3	4	4	2	0	0	5	9.7	
at Mizzou	12/02/	*	38	2-5	.40	1-3	.33	1-2	.50	1	2	3	3.3	3	4	1	0	1	6	9.3	
GRAMBLING	12/08/	*	29	1-1	1.00	1-1	1.00	0-0	.00	0	3	3	3.2	1	4	1	0	2	3	8.6	
GA. SOUTHERN	12/11/	*	33	5-9	.55	2-5	.40	0-0	.00	0	2	2	3.1	2	6	2	0	0	12	8.9	
STETSON	12/16/	*	25	3-6	.50	2-3	.66	0-1	.00	0	5	5	3.3	0	5	3	0	0	8	8.8	
ILLINOIS ST.	12/21/	*	23	1-6	.16	0-2	.00	2-2	1.00	0	4	4	3.3	4	2	1	0	1	4	8.4	
TEMPLE	01/02/	*	34	3-4	.75	1-1	1.00	4-5	.80	1	4	5	3.5	0	7	4	0	1	11	8.6	
at UConn	01/05/	*	30	1-5	.20	0-2	.00	6-6	1.00	0	3	3	3.4	1	4	1	0	3	8	8.6	
EAST CAROLINA	01/13/	*	30	3-5	.60	1-2	.50	2-6	.33	0	8	8	3.7	2	3	3	0	4	9	8.6	
at Wichita St.	01/16/	*	35	1-4	.25	1-1	1.00	0-0	.00	0	2	2	3.6	3	3	1	0	0	3	8.3	
TULSA	01/19/	*	29	0-0	.00	0-0	.00	3-4	.75	0	2	2	3.5	3	2	1	0	2	3	7.9	
at Tulane	01/23/	*	24	2-2	1.00	1-1	1.00	0-0	.00	0	2	2	3.4	2	4	0	0	2	5	7.8	
Totals			18	554	46-93	.49	18-34	.52	30-45	.66	4	58	62	3.4	39	79	24	0	25	140	7.8

Games played: 18
 Minutes/game: 30.8
 Points/game: 7.8
 FG Pct: 49.5
 3FG Pct: 52.9
 FT Pct: 66.7

Rebounds/game: 3.4
 Assists/game: 4.4
 Turnovers/game: 1.3
 Assist/turnover ratio: 3.3
 Steals/game: 1.4



CEASAR DEJESUS

6-2 | 190 | r-sophomore | guard
west new york, n.j. | mt. zion prep (md.)



KNIGHT NOTES

2018-19

- Tulane 1/23: Scored four points and had two steals in the win
- Illinois St 12/21: Had nine points for third straight game
- Stetson 12/16: Scored nine points with three assists
- Ga. Southern 12/11: Scored a season high nine points with one three-pointer
- Grambling 12/8: Scored eight points off the bench, going 4-for-4 from the free throw line
- Saint Joe's 11/16: Scored seven points with three rebounds
- FAU 11/11: Had five points, four assists and two steals
- Rider 11/6: Scored six points in 15 minutes off the bench

2017-18

- Played in and started all 32 games as a redshirt freshman, the most games started by a UCF freshman in program history.
- Named The American Rookie of the Week three times.
- Fifth on the team with 8.6 points per game.
- Also averaged 2.3 rebounds and was fourth on the team with 1.8 assists per game.
- Scored in double figures 10 times, leading the team in scoring in four games.
- Was fourth on the team with 24 steals, recording three steals in a game twice.
- Was 12th in The American with a .742 free throw percentage and improved that to second during league play with an .872 mark.

2018-19 HIGHS

Points	9	3x, last Illinois St (12/21/18)
Rebounds	3	3x, last at Missouri (12/2/18)
Assists	4	FAU (11/11/18)
Steals	2	2x, last at Tulane (1/23/19)
Blocks	1	Stetson (12/16/18)
FG made	4	Illinois St (12/21/18)
FG attempts	9	Illinois St (12/21/18)
3FG made	1	5x, last at UConn (1/5/19)
3FG attempts	2	5x, last at Tulane (1/23/19)
FT made	5	Stetson (12/16/18)
FT attempts	5	Stetson (12/16/18)

CAREER HIGHS

Points	16	Mercer (11/10/17)
Rebounds	6	at Stetson (12/19/17)
Assists	4	3x, last FAU (11/11/18)
Steals	3	2x, last Temple (1/7/18)
Blocks	1	Stetson (12/16/18)
FG made	6	2x, last vs. Nebraska (11/23/17)
FG attempts	13	at ECU (12/31/17)
3FG made	3	at ECU (12/31/17)
3FG attempts	5	at ECU (12/31/17)
FT made	5	5x, last Stetson (12/16/18)
FT attempts	7	Mercer (11/10/17)

MISCELLANEOUS GAME STATS

Led team in scoring	4
Led team in rebounds	1
Led team in assists	6
Double Figure Points	10
Double Figure Rebounds	--
Double-Doubles	--
20-Point Games	--
30-Point Games	--
3+ Three Pointers	1
5+ Assists	--
3+ Steals	2
3+ Blocks	--

GAME-BY-GAME

Opponent	Date	gs	min	Total		3-Pointers		Free throws		Rebounds				pf	a	t/o	blk	stl	pts	avg
				fg	fga	pct	3fg	3fga	pct	ft	fta	pct	off							
RIDER	11/06/	15	3-5	.60	0-1	.00	0-1	.00	1	1	2	2.0	1	1	1	0	1	6	6.0	
FLA. ATLANTIC	11/11/	20	2-3	.66	1-2	.50	0-0	.00	0	2	2	2.0	1	4	1	0	2	5	5.5	
vs Cal St. Fullerton	11/15/	24	1-4	.25	0-1	.00	0-0	.00	0	3	3	2.3	1	0	1	0	0	2	4.3	
vs Saint Joseph's	11/16/	20	3-5	.60	1-2	.50	0-0	.00	2	1	3	2.5	1	1	1	0	0	7	5.0	
vs Western Ky.	11/18/	17	2-3	.66	0-0	.00	0-0	.00	0	2	2	2.4	0	2	2	0	1	4	4.8	
ALABAMA	11/29/	8	0-0	.00	0-0	.00	0-0	.00	0	0	0	2.0	0	0	0	0	0	0	4.0	
at Mizou	12/02/	6	0-0	.00	0-0	.00	1-2	.50	0	3	3	2.1	0	0	0	0	0	1	3.6	
GRAMBLING	12/08/	9	2-3	.66	0-1	.00	4-4	1.00	0	0	0	1.9	1	1	1	0	0	8	4.1	
GA. SOUTHERN	12/11/	18	2-5	.40	1-2	.50	4-4	1.00	1	1	2	1.9	1	1	1	0	0	9	4.7	
STETSON	12/16/	18	2-5	.40	0-1	.00	5-5	1.00	0	1	1	1.8	3	3	0	1	0	9	5.1	
ILLINOIS ST.	12/21/	17	4-9	.44	1-2	.50	0-0	.00	0	0	0	1.6	1	2	1	0	0	9	5.5	
TEMPLE	01/02/	14	0-0	.00	0-0	.00	0-0	.00	0	0	0	1.5	1	1	3	0	1	0	5.0	
at UConn	01/05/	7	1-1	1.00	1-1	1.00	0-0	.00	0	0	0	1.4	0	0	1	0	0	3	4.8	
EAST CAROLINA	01/13/	5	0-1	.00	0-0	.00	0-0	.00	0	0	0	1.3	0	0	1	0	0	0	4.5	
at Wichita St.	01/16/	11	1-2	.50	0-1	.00	0-0	.00	0	0	0	1.2	1	1	0	0	0	2	4.3	
TULSA	01/19/	3	0-1	.00	0-0	.00	0-0	.00	0	0	0	1.1	0	0	1	0	0	0	4.1	
at Tulane	01/23/	16	2-8	.25	0-2	.00	0-0	.00	0	0	0	1.1	3	1	1	0	2	4	4.1	
Totals		0	228	25-55	.45	5-16	.31	14-16	.87	4	14	18	1.1	15	18	1	7	69	4.1	

Games played: 17
 Minutes/game: 13.4
 Points/game: 4.1
 FG Pct: 45.5
 3FG Pct: 31.3
 FT Pct: 87.5

Rebounds/game: 1.1
 Assists/game: 1.1
 Turnovers/game: 0.9
 Assist/turnover ratio: 1.1
 Steals/game: 0.4
 Blocks/game: 0.1



DAYON GRIFFIN

6-4 | 210 | r-senior | guard
st. petersburg, fla. | st. petersburg hs



KNIGHT NOTES

2018-19

- Tulane 1/23: Scored nine points on a season-high three made three-pointers
- Tulsa 1/19: Grabbed a season-high seven rebounds to go with three assists
- at Wichita 1/16: Scored season-high 10 points on two three-pointers and had three steals
- at UConn 1/5: Scored season-high nine points and tied career high with four steals
- Stetson 12/16: Scored seven points on 2-of-3 from beyond the arc
- NKU 11/24: Scored four points on 2-of-4 from the field after missing four games
- Rider 11/6: Scored five points on 2-of-4 shooting in 20 minutes off the bench

2017-18

- Played in all 32 games, starting four in first season on the court for the Knights.
- Fourth on the team with 8.7 points per game.
- Also averaged 4.1 rebounds per game, dished out 38 assists and picked up 26 steals.
- Led the Knights with 56 three-pointers.
- Made a three in 26 out of 32 games, recording multiple three-pointers 19 times.
- Scored in double figures in 16 games during the season.
- First UCF player to score in double figures in first three games as a Knight since 2000-01.
- UConn (1/31): Grabbed a career high eight rebounds to go with 12 points and two threes.
- Wichita (1/25): Led UCF with 15 points on three 3-pointers.
- Temple (1/7): Led the Knights with 15 points on 3-of-5 from beyond the arc.
- Mercer (11/10): Led the Knights with 16 points in debut as a Knight.

2018-19 HIGHS

Points	10	at Wichita (1/16/19)
Rebounds	7	Tulsa (1/19/19)
Assists	3	Tulsa (1/19/19)
Steals	4	at UConn (1/5/19)
Blocks	1	Grambling (12/8/18)
FG made	3	3x, last at Tulane (1/23/19)
FG attempts	7	at Tulane (1/23/19)
3FG made	3	at Tulane (1/23/19)
3FG attempts	7	at Tulane (1/23/19)
FT made	2	3x, last Tulsa (1/19/19)
FT attempts	3	at UConn (1/5/19)

CAREER HIGHS

Points	29	vs. ETSU (3/28/16)
Rebounds	8	UConn (1/31/18)
Assists	6	Rice (2/27/16)
Steals	4	4x, last at UConn (1/5/19)
Blocks	2	4x, last SC State (12/21/17)
FG made	12	vs. ETSU (3/28/16)
FG attempts	20	vs. ETSU (3/28/16)
3FG made	7	Charlotte (1/9/16)
3FG attempts	10	2x, last at Tulsa (2/21/18)
FT made	6	Mercer (11/10/17)
FT attempts	9	Mercer (11/10/17)

MISCELLANEOUS GAME STATS

Led team in scoring	8
Led team in rebounds	3
Led team in assists	5
Double Figure Points	35
Double Figure Rebounds	--
Double-Doubles	--
20-Point Games	3
30-Point Games	--
3+ Three Pointers	16
5+ Assists	3
3+ Steals	10
3+ Blocks	--

GAME-BY-GAME

Opponent	Date	gs	min	Total		3-Pointers		Free throws		Rebounds				pf	a	t/o	blk	stl	pts	avg
				fg-fga	pct	3fg-fga	pct	ft-fga	pct	off	def	tot	avg							
RIDER	11/06/	20	2-4	.50	1-3	.33	0-0	.00	1	1	2	2.0	2	1	1	0	1	5	5.0	
NORTHERN KY.	11/24/	13	2-4	.50	0-1	.00	0-0	.00	0	1	1	1.5	0	2	0	0	0	4	4.5	
ALABAMA	11/29/	15	1-4	.25	1-3	.33	0-0	.00	0	1	1	1.3	0	2	0	0	0	3	4.0	
at Mizzou	12/02/	19	1-3	.33	0-2	.00	0-0	.00	0	2	2	1.5	1	1	1	0	1	2	3.5	
GRAMBLING	12/08/	9	0-4	.00	0-3	.00	0-0	.00	0	0	0	1.2	1	1	0	1	0	0	2.8	
GA. SOUTHERN	12/11/	4	0-2	.00	0-2	.00	0-0	.00	0	0	0	1.0	0	0	0	0	0	0	2.3	
STETSON	12/16/	8	2-3	.66	2-3	.66	1-2	.50	0	1	1	1.0	0	0	0	0	0	7	3.0	
TEMPLE	01/02/	10	1-1	1.00	0-0	.00	0-0	.00	0	2	2	1.1	1	1	1	0	0	2	2.9	
at UConn	01/05/	20	3-3	1.00	1-1	1.00	2-3	.66	0	1	1	1.1	1	0	1	0	4	9	3.6	
EAST CAROLINA	01/13/	16	1-5	.20	1-4	.25	1-2	.50	2	1	3	1.3	0	0	0	0	1	4	3.6	
at Wichita St.	01/16/	27	3-6	.50	2-5	.40	2-2	1.00	0	1	1	1.3	2	1	0	0	3	10	4.2	
TULSA	01/19/	27	0-5	.00	0-3	.00	2-2	1.00	1	6	7	1.8	4	3	2	0	0	2	4.0	
at Tulane	01/23/	19	3-7	.42	3-7	.42	0-0	.00	1	1	2	1.8	0	0	2	0	1	9	4.4	
Totals		0	207	19-51	.37	11-37	.29	8-11	.72	5	18	23	1.8	12	12	8	1	11	57	4.4

Games played: 13
 Minutes/game: 15.9
 Points/game: 4.4
 FG Pct: 37.3
 3FG Pct: 29.7
 FT Pct: 72.7

Rebounds/game: 1.8
 Assists/game: 0.9
 Turnovers/game: 0.6
 Assist/turnover ratio: 1.5
 Steals/game: 0.8
 Blocks/game: 0.1



AUBREY DAWKINS

6-6 | 205 | r-junior | guard
durham, n.c. | new hampton prep (n.h.)



KNIGHT NOTES

2018-19

- Has scored in double figures in all 18 games this season, the first Knight to score in double figures in his first 18 career games at UCF in the program's D1 era
- Twice named American Athletic Conference Player of the Week (Nov. 19, Jan. 7)
- Ranks ninth in the conference in scoring with 16.2 points per game
- Also sixth in the conference with an 82.8 free throw percentage
- Additionally, ranks 18th with 5.5 boards per game, 13th with a 36.3 three-point percentage and ninth with 2.1 threes per game
- After struggling out of the gate in his first four games after sitting out for two years, has connected on 42.1 percent of his three-pointers since Nov. 18.
- Earned Myrtle Beach Invitational MVP honors
- Tulane 1/23: Led the Knights with 19 points on three made three-pointers
- Wichita 1/16: Scored 22 points on 3-of-6 from beyond the arc
- ECU 1/13: Led the Knights with 18 points and six rebounds, scoring 15 in the second half
- at UConn 1/5: Scored season-high 23 points on 9-of-13 shooting and 2-of-4 from three
- Stetson 12/16: Scored 19 points and had career-high 13 rebounds for second ever double-double
- Missouri 12/2: Led UCF with 22 points on 6-of-9 from the field and 4-of-7 from three
- WKU 11/18: Led UCF with 21 points on five three-pointers
- Rider 11/6: Recorded first career double-double with 16 points and 10 rebounds

2016-18 at UCF

- Sat out the 2016-17 season due to NCAA transfer rules
- Missed all of the 2017-18 season after suffering shoulder injury during preseason

2014-16 at MICHIGAN

- As a sophomore, played in all 36 games with nine starts, averaging 6.5 points in 2015-16.
- Scored in double figures 10 times with a season-best 19 points against Youngstown State (12/19).
- Named Michigan's "Sixth Man of the Year", producing five double-digit performance off the bench.
- Shot 50 percent from the field and 44 percent from behind the arc.
- As a freshman, played in 30 games with 13 starts, averaging 7.0 points and 20.7 minutes of action.
- Recorded eight double figure scoring games, including three 20-point performances.
- Scored a career-best 31 points against Rutgers (3/7).
- Shot 47.8 percent from the field and 43.8 percent from three-point range.
- Shot 87.0 percent from the free throw line.

2018-19 HIGHS

Points	23	at UConn (1/5/19)
Rebounds	13	Stetson (12/16/18)
Assists	4	vs. WKU (11/18/18)
Steals	2	7x, last at Tulane (1/23/19)
Blocks	2	Rider (11/6/18)
FG made	9	at UConn (1/5/19)
FG attempts	16	2x, last at Wichita (1/16/19)
3FG made	5	2x, last Illinois St (12/21/18)
3FG attempts	9	vs. WKU (11/18/18)
FT made	10	Alabama (11/29/18)
FT attempts	10	Alabama (11/29/18)

CAREER HIGHS

Points	31	Rutgers (3/7/15)
Rebounds	13	Stetson (12/16/18)
Assists	4	vs. WKU (11/18/18)
Steals	2	10x, last at Tulane (1/23/19)
Blocks	2	2x, last Rider (11/6/18)
FG made	10	Rutgers (3/7/15)
FG attempts	16	2x, last at Wichita (1/16/19)
3FG made	8	Rutgers (3/7/15)
3FG attempts	11	Rutgers (3/7/15)
FT made	10	Alabama (11/29/18)
FT attempts	10	Alabama (11/29/18)

MISCELLANEOUS GAME STATS

Led team in scoring	13
Led team in rebounds	5
Led team in assists	1
Double Figure Points	36
Double Figure Rebounds	2
Double-Doubles	2
20-Point Games	7
30-Point Games	1
3+ Three Pointers	15
5+ Assists	--
3+ Steals	--
3+ Blocks	--

GAME-BY-GAME

Opponent	Date	gs	min	Total		3-Pointers		Free throws		Rebounds				pts	avg						
				fg-fga	pct	3fg-fga	pct	ft-fga	pct	off	def	tot	avg								
RIDER	11/06/	*	31	5-14	.35	1-8	.12	5-7	.71	1	9	10	10.0	2	0	3	2	2	16	16.0	
FLA. ATLANTIC	11/11/	*	31	6-16	.37	1-6	.16	3-3	1.00	2	3	5	7.5	2	1	1	0	0	16	16.0	
vs Cal St. Fullerton	11/15/	*	32	6-12	.50	1-6	.16	0-0	.00	1	3	4	6.3	2	0	2	0	2	13	15.0	
vs Saint Joseph's	11/16/	*	34	5-11	.45	2-6	.33	1-2	.50	0	6	6	6.3	2	0	1	0	1	13	14.5	
vs Western Ky.	11/18/	*	38	8-13	.61	5-9	.55	0-0	.00	0	4	4	5.8	3	4	0	0	0	21	15.8	
NORTHERN KY.	11/24/	*	34	5-9	.55	2-5	.40	0-0	.00	0	5	5	5.7	3	1	4	1	0	12	15.2	
ALABAMA	11/29/	*	36	3-10	.30	0-4	.00	10-10	1.00	0	2	2	5.1	1	3	1	1	2	16	15.3	
at Mizzou	12/02/	*	39	6-9	.66	4-7	.57	6-6	1.00	1	3	4	5.0	4	0	3	0	2	22	16.1	
GRAMBLING	12/08/	*	29	3-10	.30	1-2	.50	4-4	1.00	2	6	8	5.3	2	1	3	0	2	11	15.6	
GA. SOUTHERN	12/11/	*	35	4-13	.30	1-4	.25	1-2	.50	1	5	6	5.4	1	1	3	0	0	10	15.0	
STETSON	12/16/	*	27	6-13	.46	2-5	.40	5-6	.83	4	9	13	6.1	2	1	0	0	2	19	15.4	
ILLINOIS ST.	12/21/	*	33	6-10	.60	5-7	.71	1-2	.50	1	4	5	6.0	3	3	0	1	0	18	15.6	
TEMPLE	01/02/	*	35	5-9	.55	0-2	.00	0-2	.00	0	3	3	5.8	3	3	0	0	0	10	15.2	
at UConn	01/05/	*	38	9-13	.69	2-4	.50	3-4	.75	0	4	4	5.6	1	1	2	0	0	23	15.7	
EAST CAROLINA	01/13/	*	29	6-14	.42	2-8	.25	4-5	.80	1	5	6	5.7	4	3	1	1	1	18	15.9	
at Wichita St.	01/16/	*	28	8-16	.50	3-6	.50	3-3	1.00	0	2	2	5.4	4	1	3	0	1	22	16.3	
TULSA	01/19/	*	35	5-13	.38	2-6	.33	0-0	.00	2	3	5	5.4	4	2	0	0	1	12	16.0	
at Tulane	01/23/	*	28	7-13	.53	3-7	.42	2-2	1.00	1	6	7	5.5	1	1	0	0	2	19	16.2	
Totals			18	592	103-218	.47	37-102	.36	48-58	.82	17	82	99	5.5	44	26	27	6	18	291	16.2

Games played: 18	Rebounds/game: 5.5
Minutes/game: 32.9	Assists/game: 1.4
Points/game: 16.2	Turnovers/game: 1.5
FG Pct: 47.2	Assist/turnover ratio: 1.0
3FG Pct: 36.3	Steals/game: 1.0
FT Pct: 82.8	Blocks/game: 0.3



FRANKBERTZ

6-5 | 180 | junior | guard
hesperia, calif. | sultana hs



KNIGHT NOTES

2018-19

- Tulane 1/23: Scored first points since Dec. 21 with two points and three rebounds
- Stetson 12/16: Had nine points on a trio of three-pointers
- Grambling 12/8: Scored eight points and went 2-of-2 from beyond the arc
- WKU 11/18: Scored 11 points on three three-pointers
- Saint Joe's 11/16: Scored 10 points on two three-pointers
- Rider 11/6: Made UCF debut

Prior to UCF

- A two-year starter at East Los Angeles College
- As a sophomore, shot 79-of-166 (48%) from three-point range
- Also averaged 13.2 points and 3.6 rebounds per game, while shooting 88 percent from the free throw line
- Led ELAC to a 24-6 overall record and a 9-1 league mark
- His squad won the South Coast Conference Championship
- Earned First Team All-Conference honors

2018-19 HIGHS

Points	11	WKU (11/18/18)
Rebounds	5	2x, last Grambling (12/8/18)
Assists	2	2x, last Stetson (12/16/18)
Steals	2	3x, last at Tulane (1/23/19)
Blocks	1	Tulsa (1/19/19)
FG made	4	Saint Joe's (11/16/18)
FG attempts	9	2x, last Stetson (12/16/18)
3FG made	3	2x, last Stetson (12/16/18)
3FG attempts	7	WKU (11/18/18)
FT made	2	2x, last WKU (11/18/18)
FT attempts	2	2x, last WKU (11/18/18)

CAREER HIGHS

Points	11	WKU (11/18/18)
Rebounds	5	2x, last Grambling (12/8/18)
Assists	2	2x, last Stetson (12/16/18)
Steals	2	3x, last at Tulane (1/23/19)
Blocks	1	Tulsa (1/19/19)
FG made	4	Saint Joe's (11/16/18)
FG attempts	9	2x, last Stetson (12/16/18)
3FG made	3	2x, last Stetson (12/16/18)
3FG attempts	7	WKU (11/18/18)
FT made	2	2x, last WKU (11/18/18)
FT attempts	2	2x, last WKU (11/18/18)

MISCELLANEOUS GAME STATS

Led team in scoring	--
Led team in rebounds	--
Led team in assists	--
Double Figure Points	2
Double Figure Rebounds	--
Double-Doubles	--
20-Point Games	--
30-Point Games	--
3+ Three Pointers	2
5+ Assists	--
3+ Steals	--
3+ Blocks	--

GAME-BY-GAME

Opponent	Date	gs	min	Total		3-Pointers		Free throws		Rebounds				pts	avg					
				fg-fga	pc%	3fg-fga	pc%	ft-fga	pc%	off	def	tot	avg							
RIDER	11/06/	2	0-1	.00	0-1	.00	0-0	.00	0	0	0	0.0	2	1	0	0	0	0	0	0
FLA. ATLANTIC	11/11/	10	0-4	.00	0-3	.00	2-2	1.00	0	3	3	1.5	2	0	2	0	1	2	1.0	
vs Cal St. Fullerton	11/15/	11	0-2	.00	0-1	.00	0-0	.00	1	4	5	2.7	1	0	1	0	1	0	0.7	
vs Saint Joseph's	11/16/	20	4-6	.66	2-4	.50	0-0	.00	1	3	4	3.0	0	2	0	0	2	10	3.0	
vs Western Ky.	11/18/	18	3-9	.33	3-7	.42	2-2	1.00	1	2	3	3.0	1	1	0	1	11	4.6		
NORTHERN KY.	11/24/	14	1-4	.25	1-3	.33	0-1	.00	2	2	4	3.2	0	0	0	0	3	4.3		
ALABAMA	11/29/	5	1-2	.50	1-2	.50	0-0	.00	0	1	1	2.9	0	0	0	0	0	3	4.1	
at Mizzou	12/02/	2	0-0	.00	0-0	.00	0-0	.00	0	0	0	2.5	0	0	0	0	0	0	3.6	
GRAMBLING	12/08/	16	3-4	.75	2-2	1.00	0-0	.00	3	2	5	2.8	2	0	1	0	1	8	4.1	
GA. SOUTHERN	12/11/	9	1-3	.33	0-1	.00	0-0	.00	0	0	0	2.5	3	1	0	0	0	2	3.9	
STETSON	12/16/	23	3-9	.33	3-8	.37	0-0	.00	0	1	1	2.4	2	2	0	0	1	9	4.4	
ILLINOIS ST.	12/21/	13	1-1	1.00	0-0	.00	0-0	.00	1	0	1	2.3	1	0	0	0	2	2	4.2	
TEMPLE	01/02/	3	0-0	.00	0-0	.00	0-0	.00	0	0	0	2.1	1	0	1	0	0	0	3.8	
at UConn	01/05/	5	0-0	.00	0-0	.00	0-0	.00	0	0	0	1.9	0	1	0	0	0	0	3.6	
EAST CAROLINA	01/13/	11	0-2	.00	0-2	.00	0-0	.00	0	0	0	1.8	1	0	1	0	0	0	3.3	
at Wichita St.	01/16/	7	0-1	.00	0-1	.00	0-0	.00	0	0	0	1.7	0	0	0	0	0	0	3.1	
TULSA	01/19/	8	0-1	.00	0-1	.00	0-0	.00	0	0	0	1.6	0	0	1	1	0	0	2.9	
at Tulane	01/23/	17	1-4	.25	0-3	.00	0-0	.00	1	2	3	1.7	0	0	0	0	2	2	2.9	
Totals		0	194	18-53	.34	12-39	.30	4-5	.80	10	20	30	1.7	16	8	8	1	11	52	2.9

Games played: 18
 Minutes/game: 10.8
 Points/game: 2.9
 FG Pct: 34.0
 3FG Pct: 30.8
 FT Pct: 80.0

Rebounds/game: 1.7
 Assists/game: 0.4
 Turnovers/game: 0.4
 Assist/turnover ratio: 1.0
 Steals/game: 0.6
 Blocks/game: 0.1



CHAD BROWN

6-9 | 245 | senior | forward
deltona, fla. | deltona hs



KNIGHT NOTES

2018-19

- Ranks 10th in The American with 1.1 blocked shots per game
- Tulsa 1/19: Scored seven points and tied a career-high with 10 rebounds
- ECU 1/13: Tied season-highs with nine points and eight rebounds
- Illinois St 12/21: Made first start of the season, scoring six points with four boards, two steals and two blocked shots
- Stetson 12/16: Had nine points and six rebounds
- Missouri 12/2: Led UCF with eight rebounds and had two blocked shots
- Alabama 11/29: Scored eight points and led the Knights with eight rebounds
- NKU 11/24: Totaled season highs of three blocks and seven rebounds
- WKU 11/18: Had six points on 3-of-3 from the field with five rebounds
- Fullerton 11/15: Scored eight points, with five boards and two blocks

2017-18

- Played in all 32 games, starting 15 times.
- Averaged 5.2 points and was third on the team with 4.6 rebounds per game.
- Led the Knights with 34 blocked shots, ranking eighth in the league with 1.1 blocks per game.
- Was 11th in the league with 1.8 offensive rebounds per game during conference games.

2018-19 HIGHS

Points	9	2x, last ECU (1/13/19)
Rebounds	10	Tulsa (1/19/19)
Assists	2	2x, last Illinois St (12/21/18)
Steals	2	3x, last at UConn (1/5/19)
Blocks	3	NKU (11/24/18)
FG made	4	Stetson (12/16/18)
FG attempts	7	2x, last ECU (1/13/19)
3FG made	--	--
3FG attempts	1	Stetson (12/16/18)
FT made	3	2x, last ECU (1/13/19)
FT attempts	8	Alabama (11/29/18)

CAREER HIGHS

Points	13	2x, last at USF (1/20/18)
Rebounds	10	4x, last Tulsa (1/19/19)
Assists	2	3x, last Illinois St (12/21/18)
Steals	3	vs. ECU (3/8/18)
Blocks	5	G-WU (11/15/17)
FG made	6	at USF (1/20/18)
FG attempts	8	2x, last at USF (1/20/18)
3FG made	-	--
3FG attempts	1	Stetson (12/16/18)
FT made	8	2x, last vs. St. John's (11/26/17)
FT attempts	13	vs. St. John's (11/26/17)

MISCELLANEOUS GAME STATS

Led team in scoring	1
Led team in rebounds	13
Led team in assists	1
Double Figure Points	9
Double Figure Rebounds	4
Double-Doubles	2
20-Point Games	--
30-Point Games	--
3+ Three Pointers	--
5+ Assists	--
3+ Steals	1
3+ Blocks	7

GAME-BY-GAME

Opponent	Date	gs	min	Total		3-Pointers		Free throws		Rebounds				pf	a	t/o	blk	stl	pts	avg
				fg	fga	fga	pct	ft	fta	pct	off	def	tot							
RIDER	11/06/	14	1-1	1.00	0-0	.00	0-0	.00	0	2	2	2.0	5	0	0	2	0	2	2.0	
FLA. ATLANTIC	11/11/	19	1-2	.50	0-0	.00	1-2	.50	3	2	5	3.5	0	0	0	2	1	3	2.5	
vs Cal St. Fullerton	11/15/	20	3-5	.60	0-0	.00	2-2	1.00	2	3	5	4.0	2	2	0	2	0	8	4.3	
vs Saint Joseph's	11/16/	16	3-7	.42	0-0	.00	0-0	.00	2	2	4	4.0	1	1	0	0	0	6	4.8	
vs Western Ky.	11/18/	13	3-3	1.00	0-0	.00	0-0	.00	1	4	5	4.2	4	0	1	1	0	6	5.0	
NORTHERN KY.	11/24/	21	2-4	.50	0-0	.00	1-1	1.00	0	7	7	4.7	1	0	0	3	0	5	5.0	
ALABAMA	11/29/	27	3-4	.75	0-0	.00	2-8	.25	1	7	8	5.1	1	0	0	1	2	8	5.4	
at Mizzou	12/02/	24	1-3	.33	0-0	.00	0-0	.00	2	6	8	5.5	1	0	1	2	0	2	5.0	
GRAMBLING	12/08/	16	1-4	.25	0-0	.00	3-6	.50	1	3	4	5.3	2	1	1	1	0	5	5.0	
GA. SOUTHERN	12/11/	17	1-2	.50	0-0	.00	0-0	.00	1	4	5	5.3	0	1	1	0	0	2	4.7	
STETSON	12/16/	15	4-6	.66	0-1	.00	1-2	.50	2	4	6	5.4	1	1	1	1	0	9	5.1	
ILLINOIS ST.	12/21/	* 26	2-4	.50	0-0	.00	2-2	1.00	1	3	4	5.3	0	2	2	2	2	6	5.2	
TEMPLE	01/02/	13	1-5	.20	0-0	.00	1-1	1.00	0	2	2	5.0	1	0	0	0	0	3	5.0	
at UConn	01/05/	16	2-3	.66	0-0	.00	0-0	.00	0	3	3	4.9	2	0	0	1	2	4	4.9	
EAST CAROLINA	01/13/	25	3-7	.42	0-0	.00	3-6	.50	5	3	8	5.1	1	0	0	0	1	9	5.2	
at Wichita St.	01/16/	7	0-1	.00	0-0	.00	2-2	1.00	0	2	2	4.9	2	0	0	0	0	2	5.0	
TULSA	01/19/	24	3-3	1.00	0-0	.00	1-1	1.00	0	10	10	5.2	2	0	0	1	0	7	5.1	
at Tulane	01/23/	13	2-4	.50	0-0	.00	0-0	.00	1	1	2	5.0	2	0	0	0	0	4	5.1	
Totals		1	326	36-68	.52	0-1	.00	19-33	.57	22	68	90	5.0	28	8	8	19	8	91	5.1

Games played: 18
 Minutes/game: 18.1
 Points/game: 5.1
 FG Pct: 52.9
 3FG Pct: 0.0
 FT Pct: 57.6

Rebounds/game: 5.0
 Assists/game: 0.4
 Turnovers/game: 0.4
 Assist/turnover ratio: 1.0
 Steals/game: 0.4
 Blocks/game: 1.1



TACKO FALL

7-6 | 310 | senior | center
dakar, senegal | liberty christian prep



KNIGHT NOTES

2018-19

- With 247 career blocks, he is the all-time leader at UCF in blocked shots.
- Leads The American with a 74.8 field goal percentage and would lead the nation if he qualified due to NCAA minimum field goals made
- Also leads The American and ranks eighth in the nation with 2.89 blocked shots per game
- Now has 765 career rebounds and is fourth all-time in UCF history.
- Ranks sixth in the league with 7.2 rebounds per game
- Has had four or more blocks seven times this season
- The Knights are 11-0 when Fall scores in double figures this season
- Tulane 1/23: Recorded double figure rebounds for the fourth time with 10 boards and 3 blocks
- Temple 1/2: Second straight double-double and third of the year with 16 points and 11 boards
- Illinois St 12/21: Recorded second double-double of the season with 11 points and 12 boards
- Ga. Southern 12/11: Scored 14 points to with four blocked shots
- NKU 11/24: Had a season high 20 points to go with nine rebounds
- Named to Myrtle Beach Invitational All-Tournament Team
- Saint Joe's 11/16: Scored 12 points on 6-of-8 shooting with nine rebounds and four blocks
- Fullerton 11/15: Scored 12 points and had 10 rebounds for first double-double of the season
- Named Preseason Second Team All-Conference by The American
- Also named to the Kareem Abdul-Jabbar Award Preseason Watch List

2017-18

- Shot .736 from the field (343-466), setting a new UCF single-season record.
- Played in 16 games, starting 15 and missing 16 contests due to injury.
- Was third on the team with 11.3 points per game and second with 7.3 rebounds per outing.
- Also second on the team with 31 blocked shots.
- Twice named to The American's Weekly Honor Roll.

2018-19 HIGHS

Points	20	NKU (11/24/18)
Rebounds	12	Illinois St (12/21/18)
Assists	2	3x, last Temple (1/2/19)
Steals	1	5x, last at Tulane (1/23/19)
Blocks	6	at Missouri (12/2/18)
FG made	7	2x, last Temple (1/2/19)
FG attempts	9	Temple (1/2/19)
3FG made	--	--
3FG attempts	--	--
FT made	6	NKU (11/24/18)
FT attempts	15	NKU (11/24/18)

CAREER HIGHS

Points	31	Miami (OH) (12/18/16)
Rebounds	17	Penn (12/12/16)
Assists	3	Md. ES (12/10/16)
Steals	2	Penn (12/12/16)
Blocks	6	3x, last at Missouri (12/2/18)
FG made	13	vs. Miss State (11/17/16)
FG attempts	17	vs. Miss State (11/17/16)
3FG made	-	--
3FG attempts	1	ECU (1/3/17)
FT made	9	Miami (OH) (12/18/16)
FT attempts	15	NKU (11/24/18)

MISCELLANEOUS GAME STATS

Led team in scoring	18
Led team in rebounds	46
Led team in assists	--
Double Figure Points	49
Double Figure Rebounds	28
Double-Doubles	21
20-Point Games	6
30-Point Games	1
3+ Three Pointers	--
5+ Assists	--
3+ Steals	--
3+ Blocks	44

GAME-BY-GAME

Opponent	Date	gs	min	Total		3-Pointers		Free throws		Rebounds				pf	a	t/o	b/k	stl	pts	avg	
				fg-fga	pc	3fg-fga	pc	ft-fra	pc	off	def	tot	avg								
RIDER	11/06/	*	17	2-2	1.00	0-0	.00	0-2	.00	0	6	6	6.0	4	0	1	5	0	4	4.0	
FLA. ATLANTIC	11/11/	*	23	4-4	1.00	0-0	.00	1-4	.25	1	6	7	6.5	3	1	3	0	0	9	6.5	
vs Cal St. Fullerton	11/15/	*	20	5-7	.71	0-0	.00	2-4	.50	2	8	10	7.7	4	2	1	3	0	12	8.3	
vs Saint Joseph's	11/16/	*	21	6-8	.75	0-0	.00	0-0	.00	3	6	9	8.0	1	1	3	4	1	12	9.3	
vs Western Ky.	11/18/	*	25	6-8	.75	0-0	.00	1-9	.11	2	4	6	7.6	3	2	2	2	0	13	10.0	
NORTHERN KY.	11/24/	*	23	7-8	.87	0-0	.00	6-15	.40	3	6	9	7.8	3	0	1	1	0	20	11.7	
ALABAMA	11/29/	*	19	5-8	.62	0-0	.00	0-3	.00	2	0	2	7.0	4	0	2	4	0	10	11.4	
at Mizou	12/02/	*	37	3-3	1.00	0-0	.00	0-3	.00	2	2	4	6.6	2	0	3	6	0	6	10.8	
GRAMBLING	12/08/	*	24	3-5	.60	0-0	.00	1-6	.16	0	8	8	6.8	2	0	2	5	0	7	10.3	
GA. SOUTHERN	12/11/	*	27	6-7	.85	0-0	.00	2-3	.66	3	1	4	6.5	3	0	2	4	0	14	10.7	
STETSON	12/16/	*	23	4-5	.80	0-0	.00	2-6	.33	2	4	6	6.5	1	0	0	5	0	10	10.6	
ILLINOIS ST.	12/21/	*	27	5-5	1.00	0-0	.00	1-4	.25	5	7	12	6.9	2	0	1	1	1	11	10.7	
TEMPLE	01/02/	*	31	7-9	.77	0-0	.00	2-6	.33	6	5	11	7.2	3	2	1	3	0	16	11.1	
at UConn	01/05/	*	28	1-1	1.00	0-0	.00	1-3	.33	0	5	5	7.1	4	1	4	2	1	3	10.5	
EAST CAROLINA	01/13/	*	30	4-5	.80	0-0	.00	2-10	.20	4	3	7	7.1	2	0	1	2	0	10	10.5	
at Wichita St.	01/16/	*	32	2-4	.50	0-0	.00	2-4	.50	2	5	7	7.1	0	0	0	2	1	6	10.2	
TULSA	01/19/	*	16	5-8	.62	0-0	.00	2-6	.33	4	2	6	7.0	5	0	1	0	0	12	10.3	
at Tulane	01/23/	*	20	2-6	.33	0-0	.00	0-2	.00	3	7	10	7.2	4	0	4	3	1	4	9.9	
Totals			18	443	77-103	.74	0-0	.00	25-90	.27	44	85	129	7.2	50	9	32	52	5	179	9.9

Games played: 18
 Minutes/game: 24.6
 Points/game: 9.9
 FG Pct: 74.8
 FT Pct: 27.8

Rebounds/game: 7.2
 Assists/game: 0.5
 Turnovers/game: 1.8
 Assist/turnover ratio: 0.3
 Steals/game: 0.3
 Blocks/game: 2.9



COLLIN SMITH

6-11 | 245 | r-sophomore | forward
jacksonville, fla. | the bolles school



KNIGHT NOTES

2018-19

- Fourth on the team with 8.1 points per game
- Has scored in double figures in five of the last seven games, averaging 10.0 ppg during that span
- Also third on the team and 20th in the league with 5.4 rebounds per game
- After starting the year 13-of-30, has shot 78.1 percent from the free throw line since Dec. 2
- Tulane 1/23: Totaled 11 points with four boards, one block and a steal
- Tulsa 1/19: Scored 13 points and went 7-of-8 from the free throw line with three assists
- ECU 1/13: Finished with 12 points and tied for the team-lead with eight rebounds
- Temple 1/2: Scored 12 points with four rebounds and two steals in conference opener
- Illinois St 12/21: Came off the bench to score in double figures for the fifth time this season
- Ga. Southern 12/11: Had second double-double of the season with 11 points and 10 boards
- Missouri 12/2: Scored 11 points with four rebounds
- NKU 11/24: Had seven points and tied for the team lead with nine rebounds
- Rider 11/6: Recorded second career double-double with 14 points and a career high 13 rebounds

2017-18

- Sat out due to NCAA transfer rules

2016-17 at GW

- Started 17 of 34 games as a freshman at George Washington
- Ranked third on the team in rebounds with 4.4 per game
- Was second on the team in blocked shots with 29
- Scored in double figures in six games
- Recorded first career double-double with 12 points and a career-high 11 rebounds against Saint Joseph's (12/30)
- Scored career-high of 22 points on 8-of-13 shooting against South Florida (12/3)
- Also hit the game-winning three-pointer with 3.5 seconds left against the Bulls

2018-19 HIGHS

Points	14	Rider (11/6/18)
Rebounds	13	Rider (11/6/18)
Assists	3	6x, last Tulsa (1/19/19)
Steals	2	Temple (1/2/19)
Blocks	1	5x, last at Tulane (1/23/19)
FG made	5	3x, last ECU (1/13/19)
FG attempts	11	vs. Fullerton (11/15/18)
3FG made	2	2x, last ECU (1/13/19)
3FG attempts	4	Ga. Southern (12/11/18)
FT made	7	Tulsa (1/19/19)
FT attempts	15	Rider (11/6/18)

CAREER HIGHS

Points	22	USF (12/3/16)
Rebounds	13	Rider (11/6/18)
Assists	3	6x, last Tulsa (1/19/19)
Steals	4	USF (12/3/16)
Blocks	4	Penn State (11/26/16)
FG made	8	USF (12/3/16)
FG attempts	13	USF (12/3/16)
3FG made	2	4x, last ECU (1/13/19)
3FG attempts	4	Ga. Southern (12/11/18)
FT made	7	Tulsa (1/19/19)
FT attempts	15	Rider (11/6/18)

GAME-BY-GAME

Opponent	Date	qs	min	Total		3-Pointers		Free throws		Rebounds					pts	avg					
				fg-fga	pct	3fg-fga	pct	ft-fta	pct	off	def	tot	avg	pf			a	t/o	blk	stl	
RIDER	11/06/	*	30	4-10	.40	0-1	.00	6-15	.40	6	7	13	13.0	3	3	1	1	0	14	14.0	
FLA. ATLANTIC	11/11/	*	21	2-5	.40	0-1	.00	0-2	.00	1	1	2	7.5	5	3	3	0	0	4	9.0	
vs Cal St. Fullerton	11/15/	*	27	4-11	.36	0-2	.00	4-7	.57	2	3	5	6.7	4	1	4	0	0	12	10.0	
vs Saint Joseph's	11/16/	*	15	1-3	.33	0-0	.00	0-0	.00	1	2	3	5.8	2	1	2	0	1	2	8.0	
vs Western Ky.	11/18/	*	17	1-3	.33	0-0	.00	0-0	.00	2	6	8	6.2	4	0	2	0	0	2	6.8	
NORTHERN KY.	11/24/	*	23	2-6	.33	1-1	1.00	2-4	.50	2	7	9	6.7	3	2	2	0	0	7	6.8	
ALABAMA	11/29/	*	19	0-2	.00	0-1	.00	1-2	.50	0	6	6	6.6	2	1	1	0	0	1	6.0	
at Mizou	12/02/	*	28	4-7	.57	0-1	.00	3-3	1.00	1	3	4	6.3	3	0	1	0	1	11	6.6	
GRAMBLING	12/08/	*	23	1-3	.33	0-0	.00	2-2	1.00	0	4	4	6.0	3	3	1	0	0	4	6.3	
GA. SOUTHERN	12/11/	*	19	4-8	.50	2-4	.50	1-3	.33	2	8	10	6.4	4	3	1	1	0	11	6.8	
STETSON	12/16/	*	19	2-3	.66	0-0	.00	4-4	1.00	0	3	3	6.1	3	3	2	0	0	8	6.9	
ILLINOIS ST.	12/21/	*	23	5-10	.50	0-1	.00	2-3	.66	2	2	4	5.9	3	0	3	1	1	12	7.3	
TEMPLE	01/02/	*	24	5-8	.62	0-1	.00	2-2	1.00	0	4	4	5.8	3	1	1	0	2	12	7.7	
at UConn	01/05/	*	18	1-2	.50	0-1	.00	1-1	1.00	0	2	2	5.5	2	1	2	0	1	3	7.4	
EAST CAROLINA	01/13/	*	21	5-7	.71	2-3	.66	0-0	.00	1	7	8	5.7	5	1	2	0	1	12	7.7	
at Wichita St.	01/16/	*	20	3-8	.37	1-3	.33	0-0	.00	2	3	5	5.6	4	2	1	1	0	7	7.6	
TULSA	01/19/	*	26	3-9	.33	0-2	.00	7-8	.87	1	3	4	5.5	1	3	3	0	1	13	7.9	
at Tulane	01/23/	*	27	4-9	.44	0-2	.00	3-6	.50	1	3	4	5.4	3	0	0	1	1	11	8.1	
Totals			17	400	51-114	.44	6-24	.25	38-62	.61	24	74	98	5.4	57	28	32	5	9	146	8.1

Games played: 18
 Minutes/game: 22.2
 Points/game: 8.1
 FG Pct: 44.7
 3FG Pct: 25.0
 FT Pct: 61.3

Rebounds/game: 5.4
 Assists/game: 1.6
 Turnovers/game: 1.8
 Assist/turnover ratio: 0.9
 Steals/game: 0.5
 Blocks/game: 0.3

MISCELLANEOUS GAME STATS

Led team in scoring	1
Led team in rebounds	8
Led team in assists	--
Double Figure Points	15
Double Figure Rebounds	4
Double-Doubles	3
20-Point Games	1
30-Point Games	--
3+ Three Pointers	--
5+ Assists	--
3+ Steals	1
3+ Blocks	4



OVERALL STATISTICS

**Orlando's Hometown Team Statistics
UCF Combined Team Statistics (as of Jan 25, 2019)
All games**

RECORD:	OVERALL	HOME	AWAY	NEUTRAL
ALL GAMES	15-3	10-1	2-2	3-0
CONFERENCE	5-1	3-0	2-1	0-0
NON-CONFERENCE	10-2	7-1	0-1	3-0

#	Player	gp-gs	min	avg	Total		3-Point		F-Throw		Rebounds				pf	dq	a	to	blk	stl	pts	avg			
					fg-fga	fg%	3fg-fga	3fg%	ft-fga	ft%	off	def	tot	avg											
01	Taylor,B.J.	18-18	606	33.7	82-204	.40	33-91	.36	110-146	.75	8	31	39	2.2	29	0	52	34	0	17	307	17.1			
15	Dawkins,Aubrey	18-18	592	32.9	103-218	.47	37-102	.36	48-58	.82	17	82	99	5.5	44	0	26	27	6	18	291	16.2			
24	Fall,Tacko	18-18	443	24.6	77-103	.74	0-0	.00	25-90	.27	44	85	129	7.2	50	1	9	32	52	5	179	9.9			
35	Smith,Collin	18-17	400	22.2	51-114	.44	6-24	.25	38-62	.61	24	74	98	5.4	57	2	28	32	5	9	146	8.1			
02	Allen,Terrell	18-18	554	30.8	46-93	.49	18-34	.52	30-45	.66	4	58	62	3.4	39	0	79	24	0	25	140	7.8			
21	Brown,Chad	18-1	326	18.1	36-68	.52	0-1	.00	19-33	.57	22	68	90	5.0	28	1	8	8	19	8	91	5.1			
10	Griffin,Dayon	13-0	207	15.9	19-51	.37	11-37	.29	8-11	.72	5	18	23	1.8	12	0	12	8	1	11	57	4.4			
04	DeJesus,Ceasar	17-0	228	13.4	25-55	.45	5-16	.31	14-16	.87	4	14	18	1.1	15	0	18	16	1	7	69	4.1			
20	Bertz,Frank	18-0	194	10.8	18-53	.34	12-39	.30	4-5	.80	10	20	30	1.7	16	0	8	8	1	11	52	2.9			
22	McSpadden,Chanc	7-0	49	7.0	2-7	.28	1-4	.25	1-6	.16	3	10	13	1.9	5	0	3	3	0	1	6	0.9			
12	Grant,Xavier	4-0	8	2.0	1-2	.50	1-2	.50	0-0	.00	0	2	2	0.5	0	0	0	2	0	0	3	0.8			
13	Renaud,Levy	4-0	9	2.3	0-3	.00	0-0	.00	0-0	.00	0	0	0	0.0	2	0	0	1	0	0	0	0.0			
25	Anders,Ryan	4-0	8	2.0	0-3	.00	0-2	.00	0-0	.00	0	2	2	0.5	1	0	0	0	0	0	0	0.0			
Team											40	41	81												8
Total.....		18	3624		460-974	.47	124-352	.35	297-472	.62	181	505	686	38.1	298	4	243	203	85	112	134	74.5			
Opponents.....		18	3621		410-106	.38	124-387	.32	190-302	.62	202	429	631	35.1	409	-	225	232	47	99	113	63.0			

TEAM STATISTICS	UCF	OPP	Date	Opponent	Score	Att.
SCORING	1341	1134	11/06/18	RIDER	w 84-70	4870
Points per game	74.5	63.0	11/11/18	FLA. ATLANTIC	L 79-80	4304
Scoring margin	+11.5	-	11/15/18	vs Cal St. Fullerton	w 68-52	1317
FIELD GOALS-ATT	460-974	410-1060	11/16/18	vs Saint Joseph's	w 77-57	1050
Field goal pct	.472	.387	11/18/18	vs Western Ky.	w 78-62	3018
3 POINT FG-ATT	124-352	124-387	11/24/18	NORTHERN KY.	w 66-53	3374
3-point FG pct	.352	.320	11/29/18	ALABAMA	w 70-64	4449
3-pt FG made per gam	6.9	6.9	12/02/18	at Mizzou	Lot 62-64	10067
FREE THROWS-ATT	297-472	190-302	12/08/18	GRAMBLING	w 70-45	3798
Free throw pct	.629	.629	12/11/18	GA. SOUTHERN	w 95-88	3632
F-Throws made per ga	16.5	10.6	12/16/18	STETSON	w 90-65	3660
REBOUNDS	686	631	12/21/18	ILLINOIS ST.	w 77-56	3885
Rebounds per game	38.1	35.1	* 01/02/19	TEMPLE	w 78-73	3884
Rebounding margin	+3.1	-	* 01/05/19	at UConn	w 65-53	10541
ASSISTS	243	225	* 01/13/19	EAST CAROLINA	w 76-65	4692
Assists per game	13.5	12.5	* 01/16/19	at Wichita St.	L 67-75	0
TURNOVERS	203	232	* 01/19/19	TULSA	w 64-62	4155
Turnovers per game	11.3	12.9	* 01/23/19	at Tulane	w 75-50	1308
Turnover margin	+1.6	-	* = Conference game			
Assist/turnover ratio	1.2	1.0				
STEALS	112	99				
Steals per game	6.2	5.5				
BLOCKS	85	47				
Blocks per game	4.7	2.6				
ATTENDANCE	44703	27301				
Home games-Avg/Gam	11-4064	4-5479				
Neutral site-Avg/Game	-	3-1795				

Score by Periods	1st	2nd	OT	Totals
UCF	630	706	5	1341



CONFERENCE STATISTICS

**Orlando's Hometown Team Statistics
UCF Combined Team Statistics (as of Jan 25, 2019)
Conference games**

RECORD:	OVERALL	HOME	AWAY	NEUTRAL
ALL GAMES	5-1	3-0	2-1	0-0
CONFERENCE	5-1	3-0	2-1	0-0
NON-CONFERENCE	0-0	0-0	0-0	0-0

##	Player	gp-gs	min	avg	Total		3-Point		F-Throw		Rebounds				pf	dq	a	to	blk	stl	pts	avg		
					fg-fga	fg%	3fg-fga	3fg%	ft-fa	ft%	off	def	tot	avg										
15	Dawkins,Aubrey	6-6	193	32.2	40-78	.51	12-33	.36	12-16	.75	4	23	27	4.5	17	0	11	6	1	5	104	17.3		
01	Taylor,B.J.	6-6	202	33.7	26-67	.38	9-30	.30	36-55	.65	2	7	9	1.5	13	0	19	17	0	6	97	16.2		
35	Smith,Collin	6-6	136	22.7	21-43	.48	3-12	.25	13-17	.76	5	22	27	4.5	18	1	8	9	2	6	58	9.7		
24	Fall,Tacko	6-6	157	26.2	21-33	.63	0-0	.00	9-31	.29	19	27	46	7.7	18	1	3	11	12	3	51	8.5		
02	Allen,Terrell	6-6	182	30.3	10-20	.50	4-7	.57	15-21	.71	1	21	22	3.7	11	0	23	10	0	12	39	6.5		
10	Griffin,Dayon	6-0	119	19.8	11-27	.40	7-20	.35	7-9	.77	4	12	16	2.7	8	0	5	6	0	9	36	6.0		
21	Brown,Chad	6-0	98	16.3	11-23	.47	0-0	.00	7-10	.70	6	21	27	4.5	10	0	0	0	2	3	29	4.8		
04	DeJesus,Ceasar	6-0	56	9.3	4-13	.30	1-4	.25	0-0	.00	0	0	0	0.0	5	0	3	7	0	3	9	1.5		
20	Bertz,Frank	6-0	51	8.5	1-8	.12	0-7	.00	0-0	.00	1	2	3	0.5	2	0	1	3	1	2	2	0.3		
13	Renaud,Levy	1-0	2	2.0	0-1	.00	0-0	.00	0-0	.00	0	0	0	0.0	0	0	0	0	0	0	0	0.0		
25	Anders,Ryan	1-0	2	2.0	0-1	.00	0-1	.00	0-0	.00	0	1	1	1.0	1	0	0	0	0	0	0	0.0		
12	Grant,Xavier	1-0	2	2.0	0-1	.00	0-1	.00	0-0	.00	0	1	1	1.0	0	0	0	2	0	0	0	0.0		
Team											12	9	21											
Total.....		6	1200		145-315	.46	36-115	.31	99-159	.62	54	146	200	33.3	103	2	73	72	18	49	425	70.8		
Opponents.....		6	1200		130-323	.40	38-112	.33	80-107	.74	56	149	205	34.2	135	-	75	89	18	39	378	63.0		

TEAM STATISTICS	UCF	OPP	Date	Opponent	Score	Att.
SCORING	425	378	* 01/02/19	TEMPLE	w 78-73	3884
Points per game	70.8	63.0	* 01/05/19	at UConn	w 65-53	10541
Scoring margin	+7.8	-	* 01/13/19	EAST CAROLINA	w 76-65	4692
FIELD GOALS-ATT	145-315	130-323	* 01/16/19	at Wichita St.	L 67-75	0
Field goal pct	.460	.402	* 01/19/19	TULSA	w 64-62	4155
3 POINT FG-ATT	36-115	38-112	* 01/23/19	at Tulane	w 75-50	1308
3-point FG pct	.313	.339	* = Conference game			
3-pt FG made per gam	6.0	6.3				
FREE THROWS-ATT	99-159	80-107				
Free throw pct	.623	.748				
F-Throws made per ga	16.5	13.3				
REBOUNDS	200	205				
Rebounds per game	33.3	34.2				
Rebounding margin	-0.8	-				
ASSISTS	73	75				
Assists per game	12.2	12.5				
TURNOVERS	72	89				
Turnovers per game	12.0	14.8				
Turnover margin	+2.8	-				
Assist/turnover ratio	1.0	0.8				
STEALS	49	39				
Steals per game	8.2	6.5				
BLOCKS	18	18				
Blocks per game	3.0	3.0				
ATTENDANCE	12731	11849				
Home games-Avg/Gam	3-4244	3-3950				
Neutral site-Avg/Game	-	0-0				

Score by Periods	1st	2nd	Totals
UCF	201	224	425
Opponents	172	206	378



GAME-BY-GAME STATISTICS

**Orlando's Hometown Team Statistics
UCF Team Game-by-Game (as of Jan 23, 2019)
All games**

TEAM STATISTICS

Opponent	Date	Score	W/L	Total		3-Pointers		Free throws		Rebounds				pf	a	t/o	blk	stl	pts	avg
				fg-fga	pct	3fg-fga	pct	ft-fa	pct	off	def	tot	avg							
RIDER	11/06/	84-70	W	27-59	.45	5-22	.22	25-45	.55	12	35	47	47.0	22	14	11	10	5	84	84.0
FLA. ATLANTIC	11/11/	79-80	L	28-56	.50	6-20	.30	17-26	.65	12	26	38	42.5	19	14	13	2	5	79	81.5
vs Cal St. Fullerton	11/15/	68-52	W	26-60	.43	4-15	.26	12-19	.63	13	32	45	43.3	17	12	11	5	7	68	77.0
vs Saint Joseph's	11/16/	77-57	W	32-58	.55	10-21	.47	3-4	.75	11	29	40	42.5	13	14	13	4	8	77	77.0
vs Western Ky.	11/18/	78-62	W	28-55	.50	10-20	.50	12-24	.50	11	25	36	41.2	17	20	11	3	7	78	77.2
NORTHERN KY.	11/24/	66-53	W	22-50	.44	5-14	.35	17-36	.47	10	41	51	42.8	17	14	9	5	1	66	75.3
ALABAMA	11/29/	70-64	W	21-45	.46	5-15	.33	23-36	.63	4	25	29	40.9	14	12	9	6	5	70	74.6
at Mizzou	12/02/	62-64	Lot	19-40	.47	6-20	.30	18-23	.78	7	25	32	39.8	18	9	15	8	5	62	73.0
GRAMBLING	12/08/	70-45	W	20-49	.40	8-17	.47	22-31	.71	13	34	47	40.6	15	11	14	7	6	70	72.7
GA. SOUTHERN	12/11/	95-88	W	33-66	.50	12-27	.44	17-23	.73	12	27	39	40.4	14	18	11	5	1	95	74.9
STETSON	12/16/	90-65	W	29-62	.46	10-28	.35	22-31	.71	11	36	47	41.0	15	18	6	7	4	90	76.3
ILLINOIS ST.	12/21/	77-56	W	30-59	.50	7-18	.38	10-15	.66	11	24	35	40.5	14	14	8	5	9	77	76.3
TEMPLE	01/02/	78-73	W	29-48	.60	4-11	.36	16-28	.57	8	23	31	39.8	15	17	14	3	4	78	76.5
at UConn	01/05/	65-53	W	20-35	.57	5-11	.45	20-29	.69	0	23	23	38.6	12	11	16	3	12	65	75.6
EAST CAROLINA	01/13/	76-65	W	24-58	.41	6-25	.24	22-41	.53	16	29	45	39.0	19	13	11	3	11	76	75.7
at Wichita St.	01/16/	67-75	L	22-52	.42	9-20	.45	14-20	.70	6	16	22	37.9	19	10	8	3	5	67	75.1
TULSA	01/19/	64-62	W	19-51	.37	4-20	.20	22-31	.71	9	28	37	37.9	21	13	12	2	5	64	74.5
at Tulane	01/23/	75-50	W	31-71	.43	8-28	.28	5-10	.50	15	27	42	38.1	17	9	11	4	12	75	74.5
UCF		1341		460-974	.472	124-352	.352	297-472	.629	181	505	686	38.1	298	243	203	85	112	1341	74.5
Opponents		1134		410-1060	.387	124-387	.320	190-302	.629	202	429	631	35.1	409	225	232	47	99	1134	63.0

Games played: 18
Points/game: 74.5
FG Pct: 47.2
3FG Pct: 35.2
FT Pct: 62.9

Rebounds/game: 38.1
Assists/game: 13.5
Turnovers/game: 11.3
Assist/turnover ratio: 1.2
Steals/game: 6.2
Blocks/game: 4.7



OPPONENT GAME-BY-GAME STATISTICS

**Orlando's Hometown Team Statistics
UCF Opponent Game-by-Game (as of Jan 23, 2019)
All games**

OPPONENT STATISTICS

Opponent	Date	Score	Total		3-Pointers		Free throws		Rebounds				pf	a	t/o	blk	stl	pts	avg
			fg-fga	pct	3fg-fga	pct	ft-fa	pct	off	def	tot	avg							
RIDER	11/06/	84-70 W	27-69	.39	7-17	.41	9-24	.37	16	31	47	47.0	32	15	17	1	6	70	70.0
FLA. ATLANTIC	11/11/	79-80 L	28-67	.41	12-34	.35	12-18	.66	17	23	40	43.5	27	14	13	1	6	80	75.0
vs Cal St. Fullerton	11/15/	68-52 W	19-55	.34	4-17	.23	10-18	.55	8	25	33	40.0	20	12	12	4	6	52	67.3
vs Saint Joseph's	11/16/	77-57 W	21-55	.38	9-25	.36	6-13	.46	10	15	25	36.2	9	12	11	3	6	57	64.8
vs Western Ky.	11/18/	78-62 W	22-55	.40	4-12	.33	14-21	.66	11	23	34	35.8	24	15	15	4	7	62	64.2
NORTHERN KY.	11/24/	66-53 W	19-59	.32	8-31	.25	7-17	.41	7	28	35	35.7	28	14	6	3	2	53	62.3
ALABAMA	11/29/	70-64 W	25-66	.37	5-24	.20	9-14	.64	19	27	46	37.1	24	14	14	5	3	64	62.6
at Mizzou	12/02/	62-64 Lot	23-63	.36	12-29	.41	6-11	.54	17	16	33	36.6	21	7	10	0	6	64	62.8
GRAMBLING	12/08/	70-45 W	17-58	.29	3-16	.18	8-18	.44	12	21	33	36.2	27	6	12	3	5	45	60.8
GA. SOUTHERN	12/11/	95-88 W	37-68	.54	7-16	.43	7-12	.58	6	24	30	35.6	19	17	9	3	7	88	63.5
STETSON	12/16/	90-65 W	23-69	.33	7-26	.26	12-16	.75	12	25	37	35.7	24	10	8	1	6	65	63.6
ILLINOIS ST.	12/21/	77-56 W	19-53	.35	8-28	.28	10-13	.76	11	22	33	35.5	19	14	16	1	0	56	63.0
TEMPLE	01/02/	78-73 W	24-53	.45	13-27	.48	12-15	.80	7	16	23	34.5	21	19	14	3	12	73	63.8
at UConn	01/05/	65-53 W	19-59	.32	6-20	.30	9-11	.81	17	20	37	34.7	24	9	18	0	5	53	63.0
EAST CAROLINA	01/13/	76-65 W	23-58	.39	5-19	.26	14-24	.58	10	28	38	34.9	31	12	14	0	5	65	63.1
at Wichita St.	01/16/	67-75 L	27-52	.51	4-15	.26	17-18	.94	8	27	35	34.9	20	13	11	5	2	75	63.9
TULSA	01/19/	64-62 W	19-47	.40	7-19	.36	17-23	.73	4	30	34	34.9	29	13	13	3	8	62	63.8
at Tulane	01/23/	75-50 W	18-54	.33	3-12	.25	11-16	.68	10	28	38	35.1	10	9	19	7	7	50	63.0
Opponents		1134	410-1060	.387	124-387	.320	190-302	.629	202	429	631	35.1	409	225	232	47	99	1134	63.0
UCF		1341	460-974	.472	124-352	.352	297-472	.629	181	505	686	38.1	298	243	203	85	112	1341	74.5

Games played: 18
Points/game: 63.0
FG Pct: 38.7
3FG Pct: 32.0
FT Pct: 62.9

Rebounds/game: 35.1
Assists/game: 12.5
Turnovers/game: 12.9
Assist/turnover ratio: 1.0
Steals/game: 5.5
Blocks/game: 2.6



CATEGORY LEADERS

**Orlando's Hometown Team Statistics
UCF Category Leaders (as of Jan 23, 2019)
All games**

Points	G	Pts	Pts/G
Taylor,B.J.	18	307	17.1
Dawkins,Aubrey	18	291	16.2
Fall,Tacko	18	179	9.9
Smith,Collin	18	146	8.1
Allen,Terrell	18	140	7.8
Brown,Chad	18	91	5.1
DeJesus,Ceasar	17	69	4.1
Griffin,Dayon	13	57	4.4
Bertz,Frank	18	52	2.9
McSpadden,Chance	7	6	0.9
Grant,Xavier	4	3	0.8

Scoring Average	G	Pts	Avg/G
Taylor,B.J.	18	307	17.1
Dawkins,Aubrey	18	291	16.2
Fall,Tacko	18	179	9.9
Smith,Collin	18	146	8.1
Allen,Terrell	18	140	7.8
Brown,Chad	18	91	5.1
Griffin,Dayon	13	57	4.4
DeJesus,Ceasar	17	69	4.1
Bertz,Frank	18	52	2.9
McSpadden,Chance	7	6	0.9
Grant,Xavier	4	3	0.8
Anders,Ryan	4	0	0.0
Renaud,Levy	4	0	0.0

FG Percentage	FG	Att	Pct
Fall,Tacko	77	103	.748
Brown,Chad	36	68	.529
Grant,Xavier	1	2	.500
Allen,Terrell	46	93	.495
Dawkins,Aubrey	103	218	.472
DeJesus,Ceasar	25	55	.455
Smith,Collin	51	114	.447
Taylor,B.J.	82	204	.402
Griffin,Dayon	19	51	.373
Bertz,Frank	18	53	.340
McSpadden,Chance	2	7	.286
Renaud,Levy	0	3	.000
Anders,Ryan	0	3	.000

Field Goal Attempts	G	Att	Att/G
Dawkins,Aubrey	18	218	12.1
Taylor,B.J.	18	204	11.3
Smith,Collin	18	114	6.3
Fall,Tacko	18	103	5.7
Allen,Terrell	18	93	5.2

Field Goals Made	G	Made	Made/G
Dawkins,Aubrey	18	103	5.7
Taylor,B.J.	18	82	4.6
Fall,Tacko	18	77	4.3
Smith,Collin	18	51	2.8
Allen,Terrell	18	46	2.6

3-Point Percentage	3FG	Att	Pct
Allen,Terrell	18	34	.529
Grant,Xavier	1	2	.500
Dawkins,Aubrey	37	102	.363
Taylor,B.J.	33	91	.363
DeJesus,Ceasar	5	16	.313
Bertz,Frank	12	39	.308
Griffin,Dayon	11	37	.297
McSpadden,Chance	1	4	.250
Smith,Collin	6	24	.250
Anders,Ryan	0	2	.000
Brown,Chad	0	1	.000

3-Point FG Attempts	G	Att	Att/G
Dawkins,Aubrey	18	102	5.7
Taylor,B.J.	18	91	5.1
Bertz,Frank	18	39	2.2
Griffin,Dayon	13	37	2.8
Allen,Terrell	18	34	1.9

3-Point FG Made	G	Made	Made/G
Dawkins,Aubrey	18	37	2.1
Taylor,B.J.	18	33	1.8
Allen,Terrell	18	18	1.0
Bertz,Frank	18	12	0.7
Griffin,Dayon	13	11	0.8

Free Throw Percent	FG	Att	Pct
DeJesus,Ceasar	14	16	.875
Dawkins,Aubrey	48	58	.828
Bertz,Frank	4	5	.800
Taylor,B.J.	110	146	.753
Griffin,Dayon	8	11	.727
Allen,Terrell	30	45	.667
Smith,Collin	38	62	.613
Brown,Chad	19	33	.576
Fall,Tacko	25	90	.278
McSpadden,Chance	1	6	.167

Free Throw Attempts	G	Att	Att/G
Taylor,B.J.	18	146	8.1
Fall,Tacko	18	90	5.0
Smith,Collin	18	62	3.4
Dawkins,Aubrey	18	58	3.2
Allen,Terrell	18	45	2.5

Free Throws Made	G	Made	Made/G
Taylor,B.J.	18	110	6.1
Dawkins,Aubrey	18	48	2.7
Smith,Collin	18	38	2.1
Allen,Terrell	18	30	1.7



CATEGORY LEADERS

**Orlando's Hometown Team Statistics
UCF Category Leaders (as of Jan 23, 2019)
All games**

Rebounds	G	Reb	Reb/G
Fall, Tacko	18	129	7.2
Dawkins, Aubrey	18	99	5.5
Smith, Collin	18	98	5.4
Brown, Chad	18	90	5.0
Allen, Terrell	18	62	3.4

Assists	G	No.	Ast/G
Allen, Terrell	18	79	4.4
Taylor, B.J.	18	52	2.9
Smith, Collin	18	28	1.6
Dawkins, Aubrey	18	26	1.4
DeJesus, Ceasar	17	18	1.1

Rebound Average	G	Reb	Avg/G
Fall, Tacko	18	129	7.2
Dawkins, Aubrey	18	99	5.5
Smith, Collin	18	98	5.4
Brown, Chad	18	90	5.0
Allen, Terrell	18	62	3.4

Steals	G	No.	Stl/G
Allen, Terrell	18	25	1.4
Dawkins, Aubrey	18	18	1.0
Taylor, B.J.	18	17	0.9
Bertz, Frank	18	11	0.6
Griffin, Dayon	13	11	0.8

Offensive Rebounds	G	No.	Avg/G
Fall, Tacko	18	44	2.4
Smith, Collin	18	24	1.3
Brown, Chad	18	22	1.2
Dawkins, Aubrey	18	17	0.9
Bertz, Frank	18	10	0.6

Blocked Shots	G	No.	Blk/G
Fall, Tacko	18	52	2.9
Brown, Chad	18	19	1.1
Dawkins, Aubrey	18	6	0.3
Smith, Collin	18	5	0.3
Griffin, Dayon	13	1	0.1
DeJesus, Ceasar	17	1	0.1
Bertz, Frank	18	1	0.1

Defensive Rebounds	G	No.	Avg/G
Fall, Tacko	18	85	4.7
Dawkins, Aubrey	18	82	4.6
Smith, Collin	18	74	4.1
Brown, Chad	18	68	3.8
Allen, Terrell	18	58	3.2

Minutes	G	No.	Min/G
Taylor, B.J.	18	606	33.7
Dawkins, Aubrey	18	592	32.9
Allen, Terrell	18	554	30.8
Fall, Tacko	18	443	24.6
Smith, Collin	18	400	22.2

Fouls	G	No.	Per/G
Smith, Collin	18	57	3.2
Fall, Tacko	18	50	2.8
Dawkins, Aubrey	18	44	2.4
Allen, Terrell	18	39	2.2
Taylor, B.J.	18	29	1.6

Turnovers	G	No.	TO/G
Taylor, B.J.	18	34	1.9
Fall, Tacko	18	32	1.8
Smith, Collin	18	32	1.8
Dawkins, Aubrey	18	27	1.5
Allen, Terrell	18	24	1.3

Fouls out	G	No.
Smith, Collin	18	2
Fall, Tacko	18	1
Brown, Chad	18	1

**UCF TEAM HIGHS****Orlando's Hometown Team Statistics
UCF Team High/Low Analysis (as of Jan 23, 2019)
All games****UCF - TEAM GAME HIGHS**

POINTS	95	GA. SOUTHERN (12/11/18)
	90	STETSON (12/16/18)
	84	RIDER (11/06/18)
	79	FLA. ATLANTIC (11/11/18)
	78	TEMPLE (01/02/19)
	78	vs Western Ky. (11/18/18)
FIELD GOALS MADE	33	GA. SOUTHERN (12/11/18)
	32	vs Saint Joseph's (11/16/18)
FIELD GOAL ATTEMPTS	71	at Tulane (01/23/19)
	66	GA. SOUTHERN (12/11/18)
FIELD GOAL PERCENTAGE	.604 (29-48)	TEMPLE (01/02/19)
	.571 (20-35)	at UConn (01/05/19)
3 PT FIELD GOALS MADE	12	GA. SOUTHERN (12/11/18)
	10	STETSON (12/16/18)
	10	vs Western Ky. (11/18/18)
	10	vs Saint Joseph's (11/16/18)
3 PT FG ATTEMPTS	28	at Tulane (01/23/19)
	28	STETSON (12/16/18)
3 PT FG PERCENTAGE	.500 (10-20)	vs Western Ky. (11/18/18)
	.476 (10-21)	vs Saint Joseph's (11/16/18)
FREE THROWS MADE	25	RIDER (11/06/18)
	23	ALABAMA (11/29/18)
FREE THROW ATTEMPTS	45	RIDER (11/06/18)
	41	EAST CAROLINA (01/13/19)
FREE THROW PERCENTAGE	.783 (18-23)	at Mizzou (12/02/18)
	.750 (3-4)	vs Saint Joseph's (11/16/18)
REBOUNDS	51	NORTHERN KY. (11/24/18)
	47	STETSON (12/16/18)
	47	GRAMBLING (12/08/18)
	47	RIDER (11/06/18)
ASSISTS	20	vs Western Ky. (11/18/18)
	18	STETSON (12/16/18)
	18	GA. SOUTHERN (12/11/18)
STEALS	12	at Tulane (01/23/19)
	12	at UConn (01/05/19)
BLOCKED SHOTS	10	RIDER (11/06/18)
	8	at Mizzou (12/02/18)
TURNOVERS	16	at UConn (01/05/19)
	15	at Mizzou (12/02/18)
FOULS	22	RIDER (11/06/18)
	21	TULSA (01/19/19)



OPPONENT TEAM HIGHS

**Orlando's Hometown Team Statistics
UCF High/Low Analysis (as of Jan 23, 2019)
All games**

Opponent - GAME HIGHS

POINTS	88	GA. SOUTHERN (12/11/18)
	80	FLA. ATLANTIC (11/11/18)
	75	at Wichita St. (01/16/19)
	73	TEMPLE (01/02/19)
	70	RIDER (11/06/18)
FIELD GOALS MADE	37	GA. SOUTHERN (12/11/18)
	28	FLA. ATLANTIC (11/11/18)
FIELD GOAL ATTEMPTS	69	STETSON (12/16/18)
	69	RIDER (11/06/18)
FIELD GOAL PERCENTAGE	.544 (37-68)	GA. SOUTHERN (12/11/18)
	.519 (27-52)	at Wichita St. (01/16/19)
3 PT FIELD GOALS MADE	13	TEMPLE (01/02/19)
	12	at Mizzou (12/02/18)
	12	FLA. ATLANTIC (11/11/18)
3 PT FG ATTEMPTS	34	FLA. ATLANTIC (11/11/18)
	31	NORTHERN KY. (11/24/18)
3 PT FG PERCENTAGE	.481 (13-27)	TEMPLE (01/02/19)
	.438 (7-16)	GA. SOUTHERN (12/11/18)
FREE THROWS MADE	17	TULSA (01/19/19)
	17	at Wichita St. (01/16/19)
FREE THROW ATTEMPTS	24	EAST CAROLINA (01/13/19)
	24	RIDER (11/06/18)
FREE THROW PERCENTAGE	.944 (17-18)	at Wichita St. (01/16/19)
	.818 (9-11)	at UConn (01/05/19)
REBOUNDS	47	RIDER (11/06/18)
	46	ALABAMA (11/29/18)
ASSISTS	19	TEMPLE (01/02/19)
	17	GA. SOUTHERN (12/11/18)
STEALS	12	TEMPLE (01/02/19)
	8	TULSA (01/19/19)
BLOCKED SHOTS	7	at Tulane (01/23/19)
	5	at Wichita St. (01/16/19)
	5	ALABAMA (11/29/18)
TURNOVERS	19	at Tulane (01/23/19)
	18	at UConn (01/05/19)
FOULS	32	RIDER (11/06/18)
	31	EAST CAROLINA (01/13/19)



UCF TEAM LOWS

**Orlando's Hometown Team Statistics
UCF High/Low Analysis (as of Jan 23, 2019)
All games**

UCF - GAME LOWS

POINTS	62	at Mizzou (12/02/18)
	64	TULSA (01/19/19)
	65	at UConn (01/05/19)
	66	NORTHERN KY. (11/24/18)
	67	at Wichita St. (01/16/19)
FIELD GOALS MADE	19	at Mizzou (12/02/18)
	19	TULSA (01/19/19)
FIELD GOAL ATTEMPTS	35	at UConn (01/05/19)
	40	at Mizzou (12/02/18)
FIELD GOAL PERCENTAGE	.373 (19-51)	TULSA (01/19/19)
	.408 (20-49)	GRAMBLING (12/08/18)
3 PT FIELD GOALS MADE	4	vs Cal St. Fullerton (11/15/18)
	4	TEMPLE (01/02/19)
	4	TULSA (01/19/19)
3 PT FG ATTEMPTS	11	TEMPLE (01/02/19)
	11	at UConn (01/05/19)
3 PT FG PERCENTAGE	.200 (4-20)	TULSA (01/19/19)
	.227 (5-22)	RIDER (11/06/18)
FREE THROWS MADE	3	vs Saint Joseph's (11/16/18)
	5	at Tulane (01/23/19)
FREE THROW ATTEMPTS	4	vs Saint Joseph's (11/16/18)
	10	at Tulane (01/23/19)
FREE THROW PERCENTAGE	.472 (17-36)	NORTHERN KY. (11/24/18)
	.500 (5-10)	at Tulane (01/23/19)
	.500 (12-24)	vs Western Ky. (11/18/18)
REBOUNDS	22	at Wichita St. (01/16/19)
	23	at UConn (01/05/19)
ASSISTS	9	at Mizzou (12/02/18)
	9	at Tulane (01/23/19)
STEALS	1	NORTHERN KY. (11/24/18)
	1	GA. SOUTHERN (12/11/18)
BLOCKED SHOTS	2	FLA. ATLANTIC (11/11/18)
	2	TULSA (01/19/19)
TURNOVERS	6	STETSON (12/16/18)
	8	ILLINOIS ST. (12/21/18)
	8	at Wichita St. (01/16/19)
FOULS	12	at UConn (01/05/19)
	13	vs Saint Joseph's (11/16/18)



OPPONENT TEAM LOWS

**Orlando's Hometown Team Statistics
UCF High/Low Analysis (as of Jan 23, 2019)
All games**

Opponent - GAME LOWS

POINTS	45	GRAMBLING (12/08/18)
	50	at Tulane (01/23/19)
	52	vs Cal St. Fullerton (11/15/18)
	53	NORTHERN KY. (11/24/18)
	53	at UConn (01/05/19)
FIELD GOALS MADE	17	GRAMBLING (12/08/18)
	18	at Tulane (01/23/19)
FIELD GOAL ATTEMPTS	47	TULSA (01/19/19)
	52	at Wichita St. (01/16/19)
FIELD GOAL PERCENTAGE	.293 (17-58)	GRAMBLING (12/08/18)
	.322 (19-59)	NORTHERN KY. (11/24/18)
	.322 (19-59)	at UConn (01/05/19)
3 PT FIELD GOALS MADE	3	GRAMBLING (12/08/18)
	3	at Tulane (01/23/19)
3 PT FG ATTEMPTS	12	vs Western Ky. (11/18/18)
	12	at Tulane (01/23/19)
3 PT FG PERCENTAGE	.188 (3-16)	GRAMBLING (12/08/18)
	.208 (5-24)	ALABAMA (11/29/18)
FREE THROWS MADE	6	vs Saint Joseph's (11/16/18)
	6	at Mizzou (12/02/18)
FREE THROW ATTEMPTS	11	at Mizzou (12/02/18)
	11	at UConn (01/05/19)
FREE THROW PERCENTAGE	.375 (9-24)	RIDER (11/06/18)
	.412 (7-17)	NORTHERN KY. (11/24/18)
REBOUNDS	23	TEMPLE (01/02/19)
	25	vs Saint Joseph's (11/16/18)
ASSISTS	6	GRAMBLING (12/08/18)
	7	at Mizzou (12/02/18)
STEALS	0	ILLINOIS ST. (12/21/18)
	2	NORTHERN KY. (11/24/18)
	2	at Wichita St. (01/16/19)
BLOCKED SHOTS	0	at Mizzou (12/02/18)
	0	at UConn (01/05/19)
	0	EAST CAROLINA (01/13/19)
TURNOVERS	6	NORTHERN KY. (11/24/18)
	8	STETSON (12/16/18)
FOULS	9	vs Saint Joseph's (11/16/18)
	10	at Tulane (01/23/19)



GAME 19 • UCF AT MEMPHIS

Official Basketball Box Score -- Game Totals -- Final Statistics
Rider vs UCF
11/06/18 6:30 pm at Orlando, Fla. (CFE Arena)

Rider 70 • 0-1

Table with columns: #, Player, FG-FGA, 3-Ptr FG-FGA, FT-FTA, Rebounds (Off, Def, Tot), PF, TP, A TO Blk, Stl, Min. Includes totals and half-by-half statistics.

FG % 1st Half: 12-30 40.0% 2nd half: 15-39 38.5% Game: 27-69 39.1%
3FG % 1st Half: 5-9 55.6% 2nd half: 2-8 25.0% Game: 7-17 41.2%
FT % 1st Half: 5-11 45.5% 2nd half: 4-13 30.8% Game: 9-24 37.5%

UCF 84 • 1-0

Table with columns: #, Player, FG-FGA, 3-Ptr FG-FGA, FT-FTA, Rebounds (Off, Def, Tot), PF, TP, A TO Blk, Stl, Min. Includes totals and half-by-half statistics.

FG % 1st Half: 17-36 47.2% 2nd half: 10-23 43.5% Game: 27-59 45.8%
3FG % 1st Half: 4-13 30.8% 2nd half: 1-9 11.1% Game: 5-22 22.7%
FT % 1st Half: 5-15 33.3% 2nd half: 20-30 66.7% Game: 25-45 55.6%

Officials: Sean Casady, Bill Jacobson, Josue Nieves
Technical fouls: Rider-None. UCF-None.
Attendance: 4870

Score by periods table with columns: 1st, 2nd, Total. Rows for Rider and UCF.

Points in Paint table with columns: Rider, UCF, In Paint, Off T/O, 2nd Chance, Fast Break, Bench.

Last FG - RIDER 2nd-00:36, UCF 2nd-02:18.
Largest lead - RIDER by 7 1st-15:33, UCF by 24 2nd-11:02.
RIDER led for 17:07. UCF led for 21:53. Game was tied for 01:00.

Official Basketball Box Score -- Game Totals -- Final Statistics
UCF vs Cal St. Fullerton
11/15/18 1:30 pm at HTC Center (Conway, SC)

UCF 68 • 2-1

Table with columns: #, Player, FG-FGA, 3-Ptr FG-FGA, FT-FTA, Rebounds (Off, Def, Tot), PF, TP, A TO Blk, Stl, Min. Includes totals and half-by-half statistics.

FG % 1st Half: 13-32 40.6% 2nd half: 13-28 46.4% Game: 26-60 43.3%
3FG % 1st Half: 3-9 33.3% 2nd half: 1-8 16.7% Game: 4-15 26.7%
FT % 1st Half: 3-6 50.0% 2nd half: 9-13 69.2% Game: 12-19 63.2%

Cal St. Fullerton 52 • 1-2

Table with columns: #, Player, FG-FGA, 3-Ptr FG-FGA, FT-FTA, Rebounds (Off, Def, Tot), PF, TP, A TO Blk, Stl, Min. Includes totals and half-by-half statistics.

FG % 1st Half: 7-28 25.0% 2nd half: 12-27 44.4% Game: 19-55 34.5%
3FG % 1st Half: 2-9 22.2% 2nd half: 2-8 25.0% Game: 4-17 23.5%
FT % 1st Half: 6-12 50.0% 2nd half: 4-6 66.7% Game: 10-18 55.6%

Officials: Mike Eades, Bret Smith, Kevin Mathis
Technical fouls: UCF-None. Cal St. Fullerton-None.
Attendance: 1317
2018-19 Men's Basketball. Round: 0. Cal St. Fullerton vs UCF. Played at .

Score by periods table with columns: 1st, 2nd, Total. Rows for UCF and Cal St. Fullerton.

Points in Paint table with columns: UCF, CSF, In Paint, Off T/O, 2nd Chance, Fast Break, Bench.

Last FG - UCF 2nd-01:37, CSF 2nd-01:31.
Largest lead - UCF by 26 2nd-08:17, CSF by 3 1st-06:15.
UCF led for 35:31. CSF led for 02:02. Game was tied for 02:27.

Official Basketball Box Score -- Game Totals -- Final Statistics
Fla. Atlantic vs UCF
11/11/18 3:00 pm at Orlando, Fla. (CFE Arena)

Fla. Atlantic 80 • 2-0

Table with columns: #, Player, FG-FGA, 3-Ptr FG-FGA, FT-FTA, Rebounds (Off, Def, Tot), PF, TP, A TO Blk, Stl, Min. Includes totals and half-by-half statistics.

FG % 1st Half: 9-30 30.0% 2nd half: 19-37 51.4% Game: 28-67 41.8%
3FG % 1st Half: 5-18 27.8% 2nd half: 7-16 43.8% Game: 12-34 35.3%
FT % 1st Half: 8-11 72.7% 2nd half: 4-7 57.1% Game: 12-18 66.7%

UCF 79 • 1-1

Table with columns: #, Player, FG-FGA, 3-Ptr FG-FGA, FT-FTA, Rebounds (Off, Def, Tot), PF, TP, A TO Blk, Stl, Min. Includes totals and half-by-half statistics.

FG % 1st Half: 12-26 46.2% 2nd half: 16-30 53.3% Game: 28-56 50.0%
3FG % 1st Half: 2-10 20.0% 2nd half: 4-10 40.0% Game: 6-20 30.0%
FT % 1st Half: 11-16 68.8% 2nd half: 6-10 60.0% Game: 17-26 65.4%

Officials: Ron Groover, R.B. Clyburn, Rodrick Dixon
Technical fouls: Fla. Atlantic-None. UCF-None.
Attendance: 4304

Score by periods table with columns: 1st, 2nd, Total. Rows for Fla. Atlantic and UCF.

Points in Paint table with columns: Fla. Atlantic, FAU, UCF, In Paint, Off T/O, 2nd Chance, Fast Break, Bench.

Last FG - FAU 2nd-00:01, UCF 2nd-00:07.
Largest lead - FAU by 2 2nd-12:25, UCF by 20 1st-08:38.
FAU led for 01:12. UCF led for 36:56. Game was tied for 01:52.

Official Basketball Box Score -- Game Totals -- Final Statistics
Saint Joseph's vs UCF
11/16/18 1:30 pm at HTC Center (Conway, SC)

Saint Joseph's 57 • 3-0

Table with columns: #, Player, FG-FGA, 3-Ptr FG-FGA, FT-FTA, Rebounds (Off, Def, Tot), PF, TP, A TO Blk, Stl, Min. Includes totals and half-by-half statistics.

FG % 1st Half: 11-30 36.7% 2nd half: 10-25 40.0% Game: 21-55 38.2%
3FG % 1st Half: 8-17 47.1% 2nd half: 12-25 48.0% Game: 9-25 36.0%
FT % 1st Half: 0-2 0.0% 2nd half: 6-11 54.5% Game: 6-13 46.2%

UCF 77 • 2-1

Table with columns: #, Player, FG-FGA, 3-Ptr FG-FGA, FT-FTA, Rebounds (Off, Def, Tot), PF, TP, A TO Blk, Stl, Min. Includes totals and half-by-half statistics.

FG % 1st Half: 17-33 51.5% 2nd half: 15-25 60.0% Game: 32-58 55.2%
3FG % 1st Half: 6-17 48.2% 2nd half: 4-8 50.0% Game: 10-21 47.8%
FT % 1st Half: 0-0 0.0% 2nd half: 3-4 75.0% Game: 3-4 75.0%

Officials: Lee Cassell, Kelly Self, Mike Roberts
Technical fouls: Saint Joseph's-None. UCF-None.
Attendance: 1050
Myrtle Beach Invitational Game 6.

Score by periods table with columns: 1st, 2nd, Total. Rows for Saint Joseph's and UCF.

Points in Paint table with columns: Saint Joseph's, SJU, UCF, In Paint, Off T/O, 2nd Chance, Fast Break, Bench.

Last FG - SJU 2nd-02:34, UCF 2nd-00:34.
Largest lead - SJU by 3 1st-17:44, UCF by 23 2nd-09:14.
SJU led for 01:52. UCF led for 34:18. Game was tied for 03:50.



GAME 19 • UCF AT MEMPHIS

Official Basketball Box Score -- Game Totals -- Final Statistics Tulsa vs UCF 01/19/19 12:00 pm at Orlando, Fla (CFE Arena)

Tulsa 62 • 12-6

#	Player	Total		3-Ptr		Rebounds			PF	TP	A	TO	Blk	Stl	Min
		FG-FGA	FG-FGA	FT-FTA	Off	Def	Tot								
01	Martins Igbanu	f	1-4	0-1	6-8	0	2	2	5	8	1	3	0	1	18
02	Daquan Jeffries	f	5-10	1-4	4-6	2	7	9	3	15	3	0	3	1	36
04	Sterling Taplin	g	4-9	3-5	3-4	0	2	2	3	14	2	5	0	0	29
05	Lawson Korita	g	0-4	0-1	2-2	0	2	2	1	2	0	0	0	0	22
10	Curran Scott	g	2-2	2-2	0-0	0	1	1	2	6	0	1	0	0	16
00	Chris Barnes		1-4	0-1	0-0	0	2	2	1	2	0	0	0	0	10
03	Elijah Joiner		2-6	1-3	0-0	1	5	6	4	5	4	0	0	2	24
11	Darien Jackson		2-3	0-1	0-1	0	3	3	4	4	2	1	0	2	22
32	Peter Hewitt		0-0	0-0	0-0	0	1	1	2	0	0	1	0	0	5
41	Jeriah Horne		2-5	0-1	2-2	1	4	5	4	6	1	2	0	2	18
	Team				0	1	1								
	Totals		19-47	7-19	17-23	4	30	34	29	62	13	13	3	8	200

FG % 1st Half: 12-27 44.4% 2nd half: 7-20 35.0% Game: 19-47 40.4% Deadball Rebounds 2
 3FG % 1st Half: 5-11 45.5% 2nd half: 2-8 25.0% Game: 7-19 36.8%
 FT % 1st Half: 3-5 60.0% 2nd half: 14-18 77.8% Game: 17-23 73.9%

UCF 64 • 13-3

#	Player	Total		3-Ptr		Rebounds			PF	TP	A	TO	Blk	Stl	Min
		FG-FGA	FG-FGA	FT-FTA	Off	Def	Tot								
35	Smith,Collin	f	3-9	0-2	7-8	1	3	4	1	13	3	3	0	1	26
24	Fall,Tacko	c	5-8	0-0	2-6	4	2	6	5	12	0	1	0	0	16
01	Taylor,B.J.	g	3-11	2-8	7-10	0	1	1	2	15	3	3	0	1	32
02	Allen,Terrell	g	0-0	0-0	3-4	0	2	2	3	3	2	1	0	2	29
15	Dawkins,Aubrey	g	5-13	2-6	0-0	2	3	5	4	12	2	0	0	1	35
04	DeJesus,Ceasar	g	0-1	0-0	0-0	0	0	0	0	0	0	1	0	0	3
10	Griffin,Dayon		0-5	0-3	2-2	1	6	7	4	2	3	2	0	0	27
20	Bertz, Frank		0-1	0-1	0-0	0	0	0	0	0	0	1	1	0	8
21	Brown, Chad		3-3	0-0	1-1	0	10	10	2	7	0	0	1	0	24
	Team				1	1	2								
	Totals		19-51	4-20	22-31	9	28	37	21	64	13	12	2	5	200

FG % 1st Half: 8-29 27.6% 2nd half: 11-22 50.0% Game: 19-51 37.3% Deadball Rebounds 2
 3FG % 1st Half: 2-11 18.2% 2nd half: 2-9 22.2% Game: 4-20 20.0%
 FT % 1st Half: 5-8 62.5% 2nd half: 17-23 73.9% Game: 22-31 71.0%

Officials: Rodrick Dixon, Kelly Self, Mike Nance
 Technical fouls: Tulsa-Elijah Joiner. UCF-Fall, Tacko.
 Attendance: 4155

Score by periods	1st	2nd	Total
Tulsa	32	30	62
UCF	23	41	64

Last FG - TUL 2nd-00:12, UCF 2nd-06:36.
 Largest lead - TUL by 15 1st-05:11, UCF by 7 2nd-06:36.
 TUL led for 24:32. UCF led for 14:05. Game was tied for 01:23.

Points	In	Off	2nd	Fast	Bench
	Paint	T/O	Chance	Break	
TUL	18	9	2	23	17
UCF	24	12	7	12	9

Score tied - 2 times.
 Lead changed - 2 times.

Official Basketball Box Score -- Game Totals -- Final Statistics UCF vs Tulane 01/23/19 7:02 p.m. at Devlin Fieldhouse, New Orleans, LA

UCF 75 • 15-3, 5-1

#	Player	Total		3-Ptr		Rebounds			PF	TP	A	TO	Blk	Stl	Min
		FG-FGA	FG-FGA	FT-FTA	Off	Def	Tot								
15	Dawkins,Aubrey	f	7-13	3-7	2-2	1	6	7	1	19	1	0	0	2	28
35	Smith,Collin	f	4-9	0-2	3-6	1	3	4	3	11	0	0	1	1	27
24	Fall,Tacko	c	2-6	0-0	0-2	3	7	10	4	4	0	4	3	1	20
01	Taylor,B.J.	g	8-15	1-4	0-0	1	2	3	1	17	3	1	0	1	30
02	Allen,Terrell	g	2-2	1-1	0-0	0	2	2	2	5	4	0	0	2	24
04	DeJesus,Ceasar	g	2-8	0-2	0-0	0	0	0	3	4	1	1	0	2	16
10	Griffin,Dayon		3-7	3-7	0-0	1	1	2	0	9	0	2	0	1	19
12	Grant,Xavier		0-1	0-1	0-0	0	1	1	0	0	0	2	0	0	2
13	Renaud,Levy		0-1	0-0	0-0	0	0	0	0	0	0	0	0	0	2
20	Bertz, Frank		1-4	0-3	0-0	1	2	3	0	2	0	0	0	2	17
21	Brown, Chad		2-4	0-0	0-0	1	1	2	2	4	0	0	0	0	13
25	Anders,Ryan		0-1	0-1	0-0	0	1	1	1	0	0	0	0	0	2
	Team				6	1	7								
	Totals		31-71	8-28	5-10	15	27	42	17	75	9	11	4	12	200

FG % 1st Half: 19-36 52.8% 2nd half: 12-35 34.3% Game: 31-71 43.7% Deadball Rebounds 2
 3FG % 1st Half: 4-11 36.4% 2nd half: 4-17 23.5% Game: 8-28 28.6%
 FT % 1st Half: 3-4 75.0% 2nd half: 2-6 33.3% Game: 5-10 50.0%

Tulane 50 • 4-14, 0-6

#	Player	Total		3-Ptr		Rebounds			PF	TP	A	TO	Blk	Stl	Min
		FG-FGA	FG-FGA	FT-FTA	Off	Def	Tot								
21	SEHIC, Samir	f	4-11	1-3	2-2	1	7	8	3	11	2	2	0	0	32
23	PAUL, Blake	f	4-10	0-0	0-0	4	8	12	1	8	0	3	1	0	25
00	CORNISH, Jordan	g	1-3	0-0	2-2	1	4	5	1	4	4	4	1	0	30
10	DANIELS, Caleb	g	3-12	0-3	3-6	1	1	2	1	9	2	4	1	0	32
12	ZHANG, Kevin	g	3-10	2-5	2-2	0	3	3	3	10	0	2	1	0	28
04	WOOD, Moses		1-2	0-0	0-0	1	3	4	0	2	0	1	1	3	19
05	CRABTREE, Connor		2-5	0-1	1-2	0	1	1	1	5	1	1	2	2	18
15	QUINN, Grant		0-0	0-0	1-2	0	0	0	0	1	0	0	0	1	1
24	BARRETT, Shakwon		0-1	0-0	0-0	0	0	0	0	0	0	1	0	0	13
32	GALIC, Cameron		0-0	0-0	0-0	0	0	0	0	0	0	0	0	1	2
	Team				2	1	3								
	Totals		18-54	3-12	11-16	10	28	38	10	50	9	19	7	7	200

FG % 1st Half: 9-27 33.3% 2nd half: 9-27 33.3% Game: 18-54 33.3% Deadball Rebounds 4
 3FG % 1st Half: 0-3 0.0% 2nd half: 3-9 33.3% Game: 3-12 25.0%
 FT % 1st Half: 5-6 83.3% 2nd half: 6-10 60.0% Game: 11-16 68.8%

Officials: Doug Shows, Todd Austin, KB Burdett Jr.
 Technical fouls: UCF-None. Tulane-None.
 Attendance: 1308

Score by periods	1st	2nd	Total
UCF	45	30	75
Tulane	23	27	50

Points	In	Off	2nd	Fast	Bench
	Paint	T/O	Chance	Break	
UCF	40	21	17	17	19
TLN	20	7	14	4	8

Last FG - UCF 2nd-02:05, TLN 2nd-00:33.
 Largest lead - UCF by 34 2nd-06:37, TLN None.
 UCF led for 38:27. TLN led for 00:00. Game was tied for 01:32.

Score tied - 3 times.
 Lead changed - 0 times.