



GAME 10 • UCF VS. BYU - BOCA RATON BOWL

12 BOWL APPEARANCES • 4 BOWL WINS • 6 CONFERENCE CHAMPIONSHIPS • 14 CONFERENCE PLAYERS OF THE YEAR

GAME INFORMATION

Date _____ Tuesday, Dec. 22
 Time _____ 7 p.m. ET
 Site _____ Boca Raton, Fla.
 Stadium _____ FAU Stadium
 Surface _____ Field Turf
 Capacity _____ 30,000
 TV _____ ESPN
 Play-by-Play _____ Dave Neal
 Analyst _____ DJ Shockley
 Reporter _____ Lericia Harris
 Radio _____ AM 740/FM 96.9 The Game
 Play-by-Play _____ Marc Daniels
 Analyst _____ Gary Parris
 Reporter _____ Scott Adams
 Reporter _____ Leger Douzable
 Twitter _____ @UCF_Football
 Hashtag _____ #ChargeOn

THE MATCHUP



VS



UCF KNIGHTS (6-3)
Head Coach: Josh Heupel (Oklahoma, 2001)
Record at UCF: 28-7 (3rd Season)
Overall Record: 28-7 (3rd Season)

#14/16 BYU COUGARS (10-1)
Head Coach: Kalani Sitake (BYU, 2000)
Record at BYU: 37-26 (5th Season)
Overall Record: 1-7 (5th Season)

UCFACTS

► Since the start of the 2017 season, the Knights have won 41 of their last 48 games overall, which included a school-record streak of 25 straight wins. Since Josh Heupel took over for the 2018 season, UCF is 28-7, and his 22-4 record in 2018 and 2019 was the best two-year record for any FBS program that had a new coach take over in 2018.

► In the last three years, UCF has won two American Athletic Conference Championships and been to two New Year's Six bowl games. A 10-win season in 2019 is nothing to take for granted, especially when all three of the Knights' losses a year ago were on the road by a combined seven points, but they always strive for more. The Knights are aiming to end the 2020 season on another good note after finishing the regular season 6-3.

► The Knights went 13-0, 12-1 and 10-3 the previous three seasons, totaling 35 wins during that span, which made UCF one of just six FBS programs in the nation to do so. The Knights joined Alabama, Clemson, Georgia, Ohio State and Oklahoma in the elite category from 2017-19.

► 2020 marks UCF's fifth consecutive season playing in a bowl game, which is a program record. Heupel is just the second head coach at UCF to take his team to three consecutive bowl games, playing in the Playstation Fiesta Bowl following the 2018 season and winning the Bad Boy Mowers Gasparilla Bowl after last season (George O'Leary, 2012-14).

► The Knights' offense has been difficult to stop in 2020, ranking second in the nation with 585.6 yards of total offense per game and 373.0 passing yards per game.

SCHEDULE/RESULTS

Sept. 19	at Georgia Tech (ABC)	W, 49-21
Sept. 26	at ECU* (ABC)	W, 51, 28
Oct. 3	Tulsa* (ESPN2)	L, 34-26
Oct. 17	at Memphis* (ABC)	L, 50-49
Oct. 24	Tulane* (ESPN2)	W, 51-34
Oct. 31	at Houston* (ESPN+)	W, 44-21
Nov. 14	Temple* (ESPNU)	W, 38-13
Nov. 21	Cincinnati* (ESPN)	L, 36-33
Nov. 27	at South Florida* (ESPN)	W, 58-46
Dec. 22	vs. #14/16 BYU (ESPN)	7 p.m.

*American Athletic Conference contests

RECORD BREAKDOWN

Overall	_____	6-3
The American	_____	5-3
Home	_____	2-2
Away	_____	4-1
Neutral	_____	0-0

A UCF WIN WOULD

- Be better than a loss
- Mark the Knights' second straight win over BYU
- Give UCF a 6-6 overall record in bowl games and third win in the last four since the 2017 season
- Be Josh Heupel's 29th as head coach
- Put UCF at 2-0 in Boca, having defeating FAU in 2019

SERIES BREAKDOWN

Overall: _____ Tied, 1-1
in Provo: _____ BYU, 1-0
in Orlando: _____ UCF, 1-0
at Neutral location: _____ --
Streak: _____ UCF won 1
Last meeting: ___ UCF 31, BYU 24 (ot)
 _____ Oct. 9, 2014 - Orlando
Last BYU win: _____ BYU 24, UCF 17
 _____ Sept. 23, 2011 - Provo

UCF and BYU have squared off against each other twice in the history of the two programs, with each team winning in its home stadium.

The Cougars won the first matchup in 2011 by a score of 24-17 in Provo, scoring the final 14 points of the game and returning a kickoff for a touchdown in the third quarter.

The Knights won the most recent battle, a 31-24 overtime victory in Orlando in 2014. Justin Holman's pass to William Stanback in the first overtime proved to be the game-winner for UCF.

WEEKLY MEDIA SCHEDULE: BOCA RATON BOWL

16 WED Press Conference Josh Heupel	17 THU Post Practice 12pm Assistant Coach Student-Athletes	18 FRI Post Practice 11am Assistant Coach Student-Athlete	19 SAT No Availability	20 SUN Post Practice 11am Josh Heupel	21 MON No Availability	22 TUE Game #10 Boca Raton Bowl ESPN - 7pm Post Game Josh Heupel Student-Athletes
---	--	---	----------------------------------	--	----------------------------------	--





QUICK FACTS

GENERAL INFORMATION

School	University of Central Florida
City, State, Zip	Orlando, Fla., 32816
Founded	1963
Enrollment	67,000+
Nickname	Knights
School Colors	Black and Gold
Stadium	Bounce House
Capacity	44,206
Surface	419 Bermuda Grass
Affiliation/Conference	NCAA DI - FBS/American
University President	Alexander N. Cartwright
Director of Athletics	Dr. Daniel J. White
Ticket Office Phone	407-UCF-1000

STRATEGIC COMMUNICATIONS

Assistant AD (primary)	Daniel Forcella
Email	dforcella@athletics.ucf.edu
Cell	207-650-6790
Sr. Associate AD (secondary)	John Heisler
Email	jheisler@athletics.ucf.edu
Cell	574-532-0293
Press Box Phone	207-650-6790
Website	UCFKnights.com
Twitter	@UCF_Football
Facebook	/UCFFootball
Instagram	UCF.Football

UCF FOOTBALL STAFF

Head Coach	Josh Heupel (DN)
Defensive Coordinator/LBs	Randy Shannon (UP)
Co-Off. Coordinator/TEs	Alex Golesh (UP)
Co-Off. Coordinator/RBs	Anthony Tucker (DN)
Asst. HC for Offense/OL	Glen Elarbee (DN)
Asst. HC/Secondary	Willie Martinez (DN)
Cornerbacks	Corey Bell (DN)
Defensive Line	Shane Burnham (DN)
Quarterbacks	Joey Halzle (UP)
Special Teams Coordinator	Nick Toth (DN)
Wide Receivers	Darrell Wyatt (DN)
Chief of Staff/Director of Ops	Billy Ray Johnson
Asst. Director of Ops	Cameron Coffman
Dir. of Player Personnel	Brandon Lawson
Asst. Dir. of Player Personnel	Austin Steele
Dir. of Player Development	Steve Smith
Defensive Quality Control	Ian Scott
Offensive Quality Control	Lanear Sampson
Special Teams Quality Control	Jacob Bronowski
Dir. of Sports Performance	Kurt Schmidt
Asst. Dir., Sports Performance	Rhett Brooks
Asst. Dir., Sports Performance	Miguel Carodine
Asst. Dir., Sports Performance	David Young
Offensive Graduate Assistant	Tyler Hudanick
Defensive Graduate Assistant	Tyson Kee
Offensive Graduate Assistant	Mitch Militello
Defensive Graduate Assistant	Darion Monroe

FOOTBALL INFORMATION

Bowl Seasons	2005, 2007, 2009, 2010, 2012, 2013, 2014, 2016, 2017, 2018, 2019
Basic Offense	Spread
Basic Defense	Multiple
First Year of Football/First Year of FBS Football	1979/1996
All-Time Record	271-216-1 (.556)
FBS Record (Since 1996)	174-129 (.574)
Record at the Bounce House	66-22 (.750)

ABOUT THE COUGARS

• BYU is in its fifth season under head coach Kalani Sitake, who has an overall record of 37-26 with the Cougars.

• This season, BYU started out 10-0, defeating American Athletic Conference opponents Navy and Houston, as well as Boise State on the road. The Cougars were finally tripped up at Coastal Carolina for their first loss of 2020.

• Zach Wilson leads the offense with 297.0 passing yards per game, 30 passing touchdowns and eight rushing scores.

• The defense has held its opponents to just 14.6 points per game this season.

BYU SCHEDULE

S7	at Navy	W, 55-3
S26	Troy	W, 48-7
O2	Louisiana Tech	W, 45-14
O10	UTSA	W, 27-20
O16	at Houston	W, 43-26
O24	Texas State	W, 52-14
O31	Western Kentucky	W, 41-10
N6	at Boise State	W, 51-17
N21	North Alabama	W, 66-14
D5	at Coastal Carolina	L, 22-17
D12	San Diego State	W, 28-14
D22	vs. UCF	7PM

TALE OF THE TAPE

UCF (6-3)

Team Statistics	UCF	OPP
Points Per Game	44.3	31.4
First Downs	255	242
Rushing Yards/Game	212.6	190.2
Passing Yards/Game	373.0	283.4
Total Off. Yards/Game	585.6	473.7
Third Down Conv.	49%	41%
Penalty Yards/Game	77.1	60.4
Time of Poss.	27:36	32:23
Turnovers - INT/Fumbles	10/4-6	22/9-13

Individual Leaders

Rushing	Att	Net	Avg	TD	YPG
McCrae	131	681	5.2	9	75.7
Anderson	109	614	5.6	4	76.8
Thompson	70	369	5.3	5	46.1

Passing	C-A-I	TD	YPG
Gabriel	227-368-4	30	372.6

Receiving	Rec	Yds	Avg	TD	YPG
Williams	71	1,039	14.6	10	129.9
Robinson	51	935	18.3	5	103.9
Harris	26	472	18.2	7	52.4

Defense	U-A-TT	TFL	INT	FF-FR
Grant	49-23-72	3.5	3	2-2
Gilyard	32-25-57	8.5	1	3-2
Bethune	26-26-52	6.0	1	0-0
Gainous	33-13-46	0.0	1	1-0

BYU (10-1)

Team Statistics	BYU	OPP
Points/Game	43.0	14.6
First Downs	274	189
Rushing Yards/Game	187.9	113.8
Passing Yards/Game	322.2	195.7
Total Off. Yards/Game	510.1	309.5
Third Down Conv.	48%	38%
Penalty Yards/Game	35.4	58.1
Time of Poss.	29:38	30:21
Turnovers - INT/Fumbles	9-4/5	15-8/7

Individual Leaders

Rushing	Att	Net	Avg	TD	YPG
Allgeier	131	957	7.3	12	95.7
Katoa	77	423	5.5	5	42.3
Wilson	65	242	3.7	8	22.0

Passing	C-A-I	TD	YPG
Wilson	221-302-3	30	297.0

Receiving	Rec	Yds	Avg	TD	YPG
Milne	63	1,118	17.7	8	101.6
Pau'u	40	517	12.9	3	47.0
Romney	38	755	19.9	2	83.9

Defense	U-A-TT	TFL	INT	FF-FR
Kaufusi	42-33-75	4.5	1	3-3
Pili	33-30-63	2.0	0	0-1
Wilgar	26-24-50	5.0	0	1-0
El-Bakri	17-30-47	5.0	0	0-0

LAST TIME OUT

The UCF football team finished off the 2020 regular season with a win, taking home the War On I-4 trophy for the fourth straight year in defeating rival South Florida 58-46 Friday afternoon at Raymond James Stadium.

The Knights finished the season 6-3 overall and 5-3 in American Athletic Conference play as one of only a handful of teams across the country that started play in September to play all its scheduled games.

Offense was to be found everywhere as the two teams combined for 1,223 yards, but the Knights got the best of it, putting up the most points they ever have in the series. UCF's 58 were the second most ever by either team in the series, which is now tied at six wins each.

Sophomore quarterback Dillon Gabriel went for 336 yards passing and four touchdowns through the air, while scoring another on the ground to lead the Knights to victory.

His main scoring target on Friday was senior Jacob Harris, who caught five balls for a career high 110 yards and a career-best three touchdown receptions. Senior Tre Nixon also caught five passes for 94 yards and sophomore Jaylon Robinson had five for 81.

The duo of Greg McCrae and Bentavious Thompson dominated the ground game, both going over 100 yards rushing. McCrae rushed 25 times for 130 yards and a score, while Thompson ran 16 times for a career high 110 yards and two touchdowns.





ORLANDO'S HOMETOWN TEAM NOTES

AWESOME ACADEMICS

- ▶ This past spring, UCF Athletics extended its streak to 25 straight semesters with a department average GPA of 3.0 or better and it marked the seventh straight semester of a 3.2 or better as a department.
- ▶ The UCF football team put 51 student-athletes on the American Athletic Conference All-Academic Team this past spring.

WINNINGEST STRETCH

- ▶ Prior to the start of the 2016 season, the UCF football program's best four-season run was from 2010 to 2013, when the Knights went 38-15, won two conference championships and earned a trio of bowl victories.
- ▶ During UCF's most recent four-year run starting with the 2016 season, the Knights went 41-11 to mark the winningest four-season stretch in program history.
- ▶ UCF has won two conference championships and appeared in four bowls during that span.
- ▶ At 6-3 heading into the Boca Raton Bowl, has clinched an even better four-year run from 2017-20 with a current four-year mark of 41-7.
- ▶ UCF's current five-year record of 47-14 is also the best in program history, topping 2010-14's mark of 47-19.

NATIONAL EXPOSURE

- ▶ UCF ranks among the national leaders in national television appearances by its football squad over the previous two seasons.
- ▶ In 2018 and 2019 combined, the Knights appeared 18 times on either ABC, ESPN or ESPN2, ranking tied for 11th nationally in that category.
- ▶ UCF has appeared on ABC in three of its nine games of the 2020 season and played on either ESPN or ESPN2 in four others. For the Boca Raton Bowl, the Knights will appear on ESPN for the 11th time in 12 all-time bowl appearances.

KNIGHTS IN THE TOP 25

- ▶ The Knights finished the 2019 season ranked 24th in both the AP Top 25 Poll and the Amway Coaches Poll, marking the fifth time in program history ending the season ranked in the top 25 (2010, 2013, 2017, 2018, 2019).
- ▶ UCF entered the 2020 season ranked 21st in both polls, earning a preseason ranking for the third consecutive season.
- ▶ The Knights moved up to 11th in the AP Poll and 12th in the Coaches Poll, the highest they had ever been ranked at that point in the season, before falling to Tulsa.
- ▶ As it stands, UCF has been ranked in the Top 25 for 52 total weeks, and holds a record of 37-5 when ranked. The first time the Knights were ranked was Week 11 of the 2010 season. UCF's highest ranking was sixth, the final ranking of the 2017 season.

BOWL HISTORY

- ▶ The Knights are appearing in their fifth consecutive bowl game in 2020, a first for the program. UCF played in the Cure Bowl in 2016, the Peach Bowl in 2017, the Fiesta Bowl in 2018, the Gasparilla Bowl in 2019, and now the Boca Raton Bowl in 2020.
- ▶ It marks UCF's eighth bowl appearance in the last nine seasons and the Knights' 12th in the past 15 years.

UCF SUCCESS IN ALL SPORTS

- ▶ For the last three full seasons, every sport that plays a head-to-head schedule at UCF has finished with a winning record.
- ▶ The Knights were the only FBS athletics program in the nation to do so in both 2017-18 and 2018-19, and then did it again in 2019-20.

MCMNAMARA COVE (THE LAZY RIVER) IS A GO!

- ▶ McNamara Cove—and "Covegating"—officially are coming to UCF. Covegating in McNamara Cove will generate new operating revenues for UCF Athletics while also delivering college football's most unique gameday tailgating experience for both individuals and corporate clients.
- ▶ UCF will offer a capacity of 250 all-inclusive "Covegating" membership packages for all regular-season home football games that includes food, beverage and parking among other amenities. The groundbreaking for McNamara Cove has already been held and expected opening is for 2021.

MEDIA POLICIES

INTERVIEW POLICY

All interviews must be coordinated through the UCF Athletics Strategic Communications Office. Please do not attempt to contact players, coaches or other team personnel directly by any means of communication, including personal phone numbers, email and social media accounts.

Requests for student-athlete and assistant coach interviews are permitted as arranged through the strategic communications office. Interview requests must be submitted to Daniel Forcella.

HEAD COACH JOSH HEUPEL

Head coach Josh Heupel will be available for interviews via Zoom on Mondays at 12:05 p.m. and Thursdays at approximately 11 a.m. following practice. On UCF's one Friday game week, Heupel will be available after Monday's practice at 11:15 a.m.

CLOSED PRACTICES

Practices are not open to the media during the season.

POSTGAME INTERVIEWS

Coach Heupel and selected student-athletes will meet the media via Zoom approximately 10 minutes after the conclusion of the game. UCF's press conferences and locker rooms are closed to the media.

CREDENTIAL REQUESTS

All requests, home and away, for media credentials and scouting passes should be submitted at ucfknight.com/2020fbcredentials at least one week in advance. This season credentials for the press box and the field will be extremely limited.

The media will call entrance is between Gates 16 and 17 at the Bounce House. Parking passes for media will be distributed based on availability and priority.

COLLEGEPRESSBOX.COM

CollegePressBox.com is the official media website for Division I football. Access and download weekly game notes, quotes, statistics, media guides, headshots, logos and more for each conference and its member schools. Register for access at collegepressbox.com/register.

ALL-CONFERENCE

Eight Knights were honored by the American Athletic Conference following the 2020 regular season, highlighted by Richie Grant's unanimous first-team selection.

First Team

- Richie Grant, Safety
- Matthew Lee, Center
- Jaylon Robinson, Receiver
- Cole Schneider, Guard
- Marlon Williams, Receiver

Second Team

- Otis Anderson, Running Back
- Dillon Gabriel, Quarterback
- Aaron Robinson, Nickel

Honorable Mention

- Lokahi Pauole, Guard





KNIGHT TRENDS

Overall	6-3
The American	5-3
Non-Conference	1-0
Home	2-2
Away	4-1
Neutral	0-0
Current overall streak	Won 1
Current home streak	Lost 1
Current conference streak	Won 1
Current road streak	Won 2
Current neutral site streak	Won 1
Current bowl streak	Won 1
Last win	11/27/20 at S. Florida, 58-46
Last loss	11/21/20 #7 Cincinnati, 36-33
Day game	5-2
Night game	1-1
TV game	5-3
ABC	2-1
ESPN	1-1
ESPN2	1-1
ESPNU	1-0
ESPN+	1-0
September	2-0
October	2-2
November	2-1
vs. FBS Top-25 teams	0-1
vs. FBS non-ranked teams	6-2
On artificial turf	2-1
On natural grass	4-2
Scoring first	3-3
Opponent scores first	3-0
Leading after 1st quarter	4-2
Trailing after 1st quarter	1-0
Tied after 1st quarter	1-1
Leading at halftime	6-2
Trailing at halftime	0-1
Tied at halftime	0-0
Leading after 3rd quarter	6-3
Trailing after 3rd quarter	0-0
Tied after 3rd quarter	0-0
Overtime	0-0
Scoring 0-14 points	0-0
Scoring 15-28 points	0-1
Scoring 28-39 points	1-1
Scoring 40+ points	5-1
Allowing 0-14 points	1-0
Allowing 15-28 points	2-0
Allowing 28+ points	3-3
With 100-yard rusher	3-0
Allow 100-yard rusher	1-1
With 300-yard passer	5-2
Allow 300-yard passer	1-2
Outgain opponent	5-2
Total offense 300+ yards	6-3
Allow 300+ yards total offense	5-3
Total offense 400+ yards	6-2
Allow 400+ yards total offense	4-3
Total offense 500+ yards	5-1
Allow 500+ yards total offense	1-1
Total offense 600+ yards	4-1
Allow 600+ yards total offense	1-1
No turnovers	2-0
Less than three turnovers	6-2
Three or more turnovers	0-1
No takeaways	0-0
Three or more takeaways	3-1
Commit fewer turnovers	6-0
Equal turnovers	0-3
Commit more turnovers	0-0
Control time of possession	2-0
Opponent controls time of possession	4-3
Games decided by 1-8 points	1-3
Games decided by 9-16 points	0-0
Games decided by 17-24 points	3-0
Games decided by 25+ points	2-0
Win Coin Toss	3-2
Lose Coin Toss	3-1
Black Jerseys	1-3
White Jerseys	3-0
Anthracite Jerseys	1-0
Pewter Jerseys	1-0

#UCFAST OFFENSE NOTES

PRETTY DARN OFFENSIVE

- ▶▶ UCF has been one of the best offensive teams in the country the last four seasons and has put up the points to prove it. In fact, the Knights scored 30 or more points in 31 straight games from Aug. 31, 2017 to Sept. 28, 2019, which is a record for the longest streak in the Associated Press Poll era (since 1936).
- ▶▶ Although the streak was snapped, the Knights have still scored 30 or more points in 45 of their last 47 outings and currently rank sixth in the nation with 44.3 points per game.
- ▶▶ UCF has scored 40 or more points in 29 of its last 47 games, has reached the 50-point plateau 15 times in the last 47 outings and has scored at least 24 points in 48 straight contests, a streak that ranks second in the nation (Oklahoma).

KEEP IT ROLLING

- ▶▶ UCF set a program record with 540.5 yards of total offense per game in 2019, ranking second in the nation, behind only national champion LSU.
- ▶▶ Through nine games of 2020, the Knights have been markedly better, ranking second in the nation with 585.6 yards of offense per game.
- ▶▶ UCF ranks second in passing offense (373.0), 24th in rushing offense (212.6) and seventh in first down offense (255).

DILLON DAZZLES

- ▶▶ Sophomore quarterback Dillon Gabriel was one of the best freshmen in the nation in 2019, throwing for 3,653 yards, a UCF freshman record and the fourth most in school history.
- ▶▶ He has been even better in 2020, leading the nation with 372.6 passing yards per game and 387.9 yards of total offense per game.
- ▶▶ His 30 passing touchdowns also rank second in the nation and he has thrown at least one touchdown in every game of his career, with his streak of 22 consecutive games ranking as tied for third longest in program history.
- ▶▶ Gabriel set a new UCF record at ECU with 18 consecutive completions and a record at Memphis with 601 passing yards.
- ▶▶ The sophomore has thrown for 400 or more yards in four of nine games in 2020, which is more than any other Knight has done in an entire career.
- ▶▶ With 3,353 passing yards on the season, Gabriel is now one of three UCF quarterbacks to throw for 3,000 yards in multiple seasons (Culpepper, 1997 and '98; Bortles, 2012 and '13).
- ▶▶ He is the only quarterback in the last 10 years to throw for 2,500 or more yards, at least 20 touchdowns and two or fewer interceptions over a six-game span.
- ▶▶ Gabriel is also the third FBS quarterback in the last 15 years to have at least 400 yards passing, five touchdown passes and no interceptions in consecutive games.

JFLASH AND THE AIR ATTACK

- ▶▶ With top receiving target Marlon Williams not available for the Boca Raton Bowl, sophomore Jaylon "JFlash" Robinson could play an even bigger role.
- ▶▶ Williams ranks fifth in the nation with 10 touchdown receptions, fifth with 129.9 yards per game and third with 8.9 catches per game, but Robinson has been with him every step of the way in 2020.
- ▶▶ Robinson currently ranks 11th in the nation with 935 receiving yards to go with five receiving touchdowns and 5.7 catches per game.
- ▶▶ His six games with 100 or more receiving yards this season are the third most in program history, needing one more game to match the UCF record.
- ▶▶ Robinson's 18.3 yards per catch average also ranks among UCF's top 10 for a single-season.
- ▶▶ Williams and Robinson both went over 100 yards in the same game four times this year, a UCF record for a duo
- ▶▶ At Memphis Ryan O'Keefe also went over 100 yards to give UCF three players over 100 receiving yards in a game for the first time.

RUSHING ATTACK

- ▶▶ While the air attack has been impressive, don't sleep on the Knights' ground game, which ranks 24th in the nation with 212.6 yards per game.
- ▶▶ In the win over Houston the Knights went over 300 yards rushing for the first time since the Gasparilla Bowl win to end 2019.
- ▶▶ Both Otis Anderson (170) and Greg McCrae (107) went over 100 yards against the Houston Cougars, the sixth time a UCF duo both went over 100 yards on the ground and the first since Kevin Smith and Jason Peters did it on Oct. 4, 2006.
- ▶▶ Anderson, a second-team all-conference selection, has rushed for 614 yards and four touchdowns with an average yards per carry of 5.6.
- ▶▶ McCrae, meanwhile, has rushed for 681 yards and nine touchdowns with 5.2 yards per carry.





#UCFIERCE DEFENSE NOTES

TURNOVER TOWN

- ▶▶ The Knights have forced 22 turnovers through nine games in 2020, ranking second in the nation, and UCF is also sixth in the nation with a 1.33 turnover margin.
- ▶▶ UCF recovered only eight fumble recoveries all of 2019 and has recovered 13 fumbles in just nine games of 2020, a mark that leads the nation.
- ▶▶ Senior Richie Grant and junior Eriq Gilyard rank eighth in the nation with two fumble recoveries each.
- ▶▶ The Knights are 6-0 when recording more takeaways than their opponent and 0-3 when they have had an equal amount of turnovers. UCF has not given the ball away more times than its opponent in any game in 2020.

TOO MANY YARDS

- ▶▶ The UCF defense has given up too many yards in 2020, ranking 117th of 127 teams in the nation, allowing 473.7 yards of offense per game.
- ▶▶ The Knights are giving up 31.4 points per game, which ranks 80th in the nation and seventh in the conference.
- ▶▶ Prior to the loss to Cincinnati, the Knights had held their opponents' offenses to just 13.5 points per game in their previous two outings.

TERRORIZING TFL NUMBERS

- ▶▶ The UCF defense made it difficult on offenses in 2019 with their ability to get pressure in the backfield, leading the nation with 9.0 tackles for loss per game.
- ▶▶ It was definitely a team effort, as not a single UCF player had enough tackles for loss to be ranked nationally.
- ▶▶ The Knights are just a bit under last year's pace this year, averaging 7.6 tackles for loss per game, which ranks 21st in the nation.
- ▶▶ In the win over Tulane on Oct. 24, it looked familiar, as UCF had a season-high 11.0 tackles for loss and a season-best 5.0 sacks. UCF matched the season high of 5.0 sacks at S. Florida.

RIDING WITH RICHIE

- ▶▶ Richie Grant has been a leader on the defense for the last three years and was a unanimous first-team all-conference selection this season, his third straight year earning first-team honors from The American.
- ▶▶ Grant was also named a semifinalist for both the Jim Thorpe and Bednarik awards.
- ▶▶ He currently ranks eighth in the nation with two fumble recoveries to go with his team-leading 72 tackles, two forced fumbles and team-best three interceptions.
- ▶▶ Grant's three picks this season give him 10 for his career, which ties him with Josh Robinson for fifth most in UCF history.
- ▶▶ He is also tied for fourth all-time at UCF with seven career forced fumbles.

SPECIAL NOTES

KICKIN' IT

- ▶▶ Matthew Wright, recently called up to the Steelers, left UCF as the program's all-time leader in field goals made, field-goal percentage, extra points made and consecutive extra points made following the 2018 season.
- ▶▶ Dylan Barnas was the next man up in 2019 and went 15-for-17 on field goal attempts, ranking 11th in the nation and marking the second-best percentage in program history.
- ▶▶ UCF now has a new kicker again in 2020 with sophomore Daniel Obarski taking over. He ranks second among AAC kickers with 8.6 points per game and has connected on 11-of-16 field goal attempts, earning conference Special Teams Player of the Week honors twice.

OTHER SPECIALTIES

- ▶▶ Andrew Osteen returns for punting duties in 2020 after punting 57 times for 2,408 yards in his first season of competition in 2019.
- ▶▶ He averaged 42.2 yards per punt and recorded a 71-yard punt at Pittsburgh, which was the third longest in UCF history. He's now averaging 44.3 yards per punt in 2020, which ranks second in the league.
- ▶▶ Alex Ward also returns for his second season as the team's long snapper.

ANDERSON'S ACCOLADES

- ▶▶ In addition to running back and wide receiver duties, Otis Anderson has also played the role of punt returner exceptionally well for the Knights during his career.
- ▶▶ Anderson ranked sixth in the nation with 13.2 yards per return last season, but has only returned three punts in 2020 for a total of 23 yards.

THE AMERICAN

STANDINGS

	American	Overall	Streak
Cincinnati	6-0	8-0	W8
Tulsa	6-0	6-1	W6
Memphis	5-3	7-3	W1
UCF	5-3	6-3	W1
SMU	4-3	7-3	L2
Houston	3-3	3-4	L1
Navy	3-4	3-7	L5
Tulane	3-5	6-5	W1
East Carolina	3-5	3-6	W2
Temple	1-6	1-6	L5
South Florida	0-7	1-8	L8

SCHEDULE

Saturday, Dec. 19

SMU vs. UTSA - Frisco Bowl	4:30 p.m. (ESPN2)
Tulsa at Cincinnati - AAC Championship	8 p.m. (ABC)

Tuesday, Dec. 22

Tulane vs. Nevada - Potato Bowl	3:30 p.m. (ESPN)
UCF vs. BYU - Boca Raton Bowl	7 p.m. (ESPN)

Wednesday, Dec. 23

Memphis vs. FAU - Montgomery Bowl	7 p.m. (ESPN)
-----------------------------------	---------------

Thursday, Dec. 24

Houston vs. Hawaii - New Mexico Bowl	3:30 p.m. (ESPN)
--------------------------------------	------------------

HONORS

Offensive Player of the Week

Sept. 21 - Dillon Gabriel, Quarterback	UCF
Sept. 28 - Dillon Gabriel, Quarterback	UCF
Oct. 5 - Shane Buechele, Quarterback	SMU
Oct. 12 - Marquez Stevenson, Wide Receiver	Houston
Oct. 19 - Dillon Gabriel, Quarterback	UCF
Oct. 19 - Brady White, Quarterback	Memphis
Oct. 26 - Desmond Ridder, Quarterback	Cincinnati
Nov. 2 - Desmond Ridder, Quarterback	Cincinnati
Nov. 9 - Brady White, Quarterback	Memphis
Nov. 16 - Desmond Ridder, Quarterback	Cincinnati
Nov. 23 - Desmond Ridder, Quarterback	Cincinnati
Nov. 23 - Davis Brin, Quarterback	Tulsa
Nov. 29 - Holton Ahlers, Quarterback	ECU
Dec. 5 - Michael Pratt, Quarterback	Tulane

Defensive Player of the Week

Sept. 21 - Diego Fagot, Linebacker	Navy
Sept. 28 - Jarell White, Linebacker	Cincinnati
Oct. 5 - Zaven Collins, Linebacker	Tulsa
Oct. 12 - Terrell Adams, Linebacker	Navy
Oct. 19 - Arnold Ebiketie, Defensive Line	Temple
Oct. 26 - Zaven Collins, Linebacker	Tulsa
Nov. 2 - Myjai Sanders, Defensive Line	Cincinnati
Nov. 9 - Patrick Johnson, Defensive Line	Tulane
Nov. 16 - Jarell White, Linebacker	Cincinnati
Nov. 16 - Zaven Collins, Linebacker	Tulsa
Nov. 23 - Zaven Collins, Linebacker	Tulsa
Nov. 29 - Quindell Johnson, Safety	Memphis
Dec. 5 - Jaxon Player, Defensive Tackle	Tulsa

Special Teams Player of the Week

Sept. 21 - Chis Naggar, Kicker	SMU
Sept. 21 - Bijan Nichols, Kicker	Navy
Sept. 28 - Daniel Obarski, Kicker	UCF
Oct. 5 - Chris Naggar, Kicker	SMU
Oct. 5 - Lachlan Wilson, Punter	Tulsa
Oct. 12 - Jake Verity, Kicker	ECU
Oct. 19 - Chris Naggar, Kicker	SMU
Oct. 26 - Dalton Witherspoon, Kicker	Houston
Nov. 2 - Daniel Obarski, Kicker	UCF
Nov. 9 - Spencer Shrader, Kicker	South Florida
Nov. 16 - Marcus Jones, Returner	Houston
Nov. 23 - Tyler Sneed, Returner	ECU
Nov. 29 - Riley Patterson, Kicker	Memphis
Dec. 5 - Zack Long, Kicker	Tulsa

Knights on the Honor Roll

Sept. 21 - Josh Celiscar, Defensive Line	UCF
Sept. 28 - Eriq Gilyard, Linebacker	UCF
Oct. 19 - Jaylon Robinson, Wide Receiver	UCF
Oct. 26 - Dillon Gabriel, Quarterback	UCF
Oct. 26 - Marlon Williams, Wide Receiver	UCF
Nov. 2 - Dillon Gabriel, Quarterback	UCF
Nov. 16 - Marlon Williams, Wide Receiver	UCF
Nov. 16 - Eriq Gilyard, Linebacker	UCF
Nov. 23 - Richie Grant, Safety	UCF
Nov. 30 - Dillon Gabriel, Quarterback	UCF
Nov. 30 - Landon Woodson, Defensive Line	UCF





KNIGHTS IN THE NFL

#BUILTBYUCF

Jordan Akins	Houston Texans
Blake Bortles	Denver Broncos
A.J. Bouye	Denver Broncos
Gabriel Davis	Buffalo Bills
Nate Evans	Jacksonville Jaguars
Jordan Franks	Cleveland Browns
Shaquill Griffin	Seattle Seahawks
Shaquem Griffin	Seattle Seahawks
Trysten Hill	Dallas Cowboys
Mike Hughes	Minnesota Vikings
Charley Hughlett	Cleveland Browns
Adrian Killins Jr.	Tampa Bay Buccaneers
Justin McCray	Atlanta Falcons
Latavius Murray	New Orleans Saints
Breshad Perriman	New York Jets
Matt Prater	Detroit Lions
Tre'Quan Smith	New Orleans Saints
Matthew Wright	Pittsburgh Steelers

RUSH & PASS TOUCHDOWN

The Knights have scored at least one rushing touchdown and one passing touchdown in each of their last 48 games, a streak that leads the nation.

150+ REC YARDS

The Knights had a player record 150 yards or more in back-to-back games to start the 2020 season, as Marlon Williams went for 154 at Georgia Tech and Jaylon Robinson had 150 at ECU.

It was the first time UCF has achieved such a feat since 2002 when Jimmy Fryzel went for 174 at Miami (Ohio) on Nov. 23 and then Doug Gabriel had 179 against Ohio University on Nov. 30.

The Knights have had a player go for 150 or more receiving yards six times in 2020, tying the program record. UCF also had a player go over 150 yards six times in 1987.

ACTIVE CAREER LEADERS

NCAA Active Career Leaders (FBS Stats)

Dillon Gabriel		
1st	Total Offense Per Game	328.3
1st	Passing Yards Per Game	318.5
4th	Total Offense Yards Per Play	8.00
6th	Completions Per Game	21.05
12th	Passing Efficiency	159.82
18th	Touchdown Passes	59
Richie Grant		
4th	Interceptions	10
10th	Forced Fumbles	7
9th	Solo Tackles	190
15th	Total Tackles	291
Otis Anderson		
6th	Punt Return Average	12.3
7th	Yards Per Rush	6.2
17th	Punt Returns	39
19th	All-Purpose Yards	3,624
Greg McCrae		
3rd	Yards Per Rush	6.6
19th	Rushing Touchdowns	28
Tre Nixon		
20th	Yards Per Catch	15.6

HONORS AND AWARDS

Otis Anderson
Hornung Award Watch List
Athlon Sports Preseason All-America
Phil Steel Third Team Preseason All-America
Athlon Preseason First-Team All-Conference
AAC All-Conference Second Team

Parker Boudreaux
Athlon Preseason Fourth-Team All-Conference

Josh Celisarc
247 Sports National True Freshman of the Week (9/20)
AAC Weekly Honor Roll (9/21)
FWAA Freshman All-America Watch List (10/20)

Dillon Gabriel
CFPA National Performer of the Year Watch List
Davey O'Brien Award Watch List
Maxwell Award Watch List
Manning Award Watch List
Athlon Preseason Second-Team All-Conference
Walter Camp National Off. Player of the Week (9/20)
AAC Offensive Player of the Week (9/21)
Davey O'Brien National QB of the Week (9/21)
Manning Award National QB of the Week (9/24)
Davey O'Brien Award Great 8 (9/28)
AAC Offensive Player of the Week (9/28)
Manning Award Star of the Week (9/28)
AAC Co-Offensive Player of the Week (10/19)
Manning Award Star of the Week (10/19)
Davey O'Brien Award Great 8 (10/19)
AAC Weekly Honor Roll (10/26)
Davey O'Brien Award Great 8 (10/26)
Manning Award Star of the Week (10/26)
AAC Weekly Honor Roll (11/2)
AAC Weekly Honor Roll (11/30)
Davey O'Brien Award Great 8 (11/29)
PFF National Team of the Week (11/30)
Manning Award Star of the Week (11/30)
Manning Award National QB of the Week (12/3)
Davey O'Brien Award Semifinalist (12/7)
AAC All-Conference Second Team
Manning Award Finalist

Eriq Gilyard
AAC Weekly Honor Roll (9/28)

Richie Grant
Nagurski Trophy Watch List
Jim Thorpe Award Watch List
Bednarik Award Watch List
Lott IMPACT Trophy Watch List
Athlon Preseason First-Team All-Conference
Jim Thorpe Honorable Mention Player of the Week (9/24)
Jim Thorpe Award Semifinalist (12/7)
Bednarik Award Semifinalist (12/7)
AAC All-Conference First Team *Unanimous

Josh Heupel
Bobby Dodd Trophy Watch List

Samuel Jackson
Wuerffel Trophy Watch List

Athlon Preseason Third-Team All-Conference

Matthew Lee
AAC All-Conference First Team

Greg McCrae
Doak Walker Award Watch List
CFPA National Performer of the Year Watch List
Athlon Preseason Third-Team All-Conference

Tre Nixon
Biletnikoff Award Watch List
Athlon Preseason Third-Team All-Conference

Daniel Obarski
AAC Special Teams Player of the Week (9/28)
AAC Special Teams Player of the Week (11/2)
Lou Garza Award Weekly Honor Roll (11/2)

Ryan O'Keefe
Earl Campbell Tyler Rose Award Weekly Honorable Mention (10/20)
Earl Campbell Tyler Rose Award Weekly Honorable Mention (11/2)

Andrew Osteen
Athlon Preseason Fourth-Team All-Conference

Lokahi Paule
AAC All-Conference Honorable Mention

Aaron Robinson
Nagurski Trophy Watch List
Phil Steele Fourth Team Preseason All-America
Jim Thorpe Award Watch List
Athlon Preseason Second-Team All-Conference
AAC All-Conference Second Team

Jaylon Robinson
Earl Campbell Tyler Rose Award Weekly Honorable Mention (9/22)
Earl Campbell Tyler Rose Award Weekly Honorable Mention (9/29)
Earl Campbell Tyler Rose Award Weekly Honorable Mention (10/20)
AAC Weekly Honor Roll (10/19)
Biletnikoff Award Watch List
AAC All-Conference First Team

Cole Schneider
Phil Steele Third Team Preseason All-America
Outland Trophy Watch List
Athlon Preseason First-Team All-Conference
AAC All-Conference First Team

Corey Thornton
247 Sports Preseason True Freshman All-America

Marlon Williams
PFF National Team of the Week (9/20)
AAC Weekly Honor Roll (10/26)
Biletnikoff Award Watch List
Biletnikoff Award Semifinalist (12/7)
AAC All-Conference First Team

Landon Woodson
AAC Weekly Honor Roll (11/30)

HISTORICAL NOTES

Milestone Attendance Marks

- Including an exhibition game against Team Moscow in 1992, a total of **6,054,849** have attended UCF home games since 1979.
- Including all games, home, away, neutral and exhibition, since 1979 a total of **12,339,062** have watched the Knights play in person.
- Since opening the Bounce House in 2007, a total of **3,246,291** fans have attended UCF home football games.

Largest Home Crowds in UCF History

Opponent (Year)	Attendance
1. Tulsa (2005 - C-USA Champ.)	51,978
2. Virginia Tech (2000)	50,220
3. Miami (2009)	48,453
4. Cincinnati (2018)	47,795
5. South Carolina (2013)	47,605
6. South Florida (2017)	47,129
7. South Florida (2008)	46,805
8. South Florida (2006)	46,708
9. Marshall (2007)	46,103
10. South Florida (2013)	45,952

UCF played at the Florida Citrus Bowl from 1979-06 until the Bounce House opened in 2007.

Largest Away Crowds in UCF History

Opponent (Year)	Attendance
1. Michigan (2016)	109,295
2. Ohio State (2012)	104,745
3. Penn State (2002)	103,029
4. Penn State (2004)	101,715
5. Texas (2009)	101,003
6. Penn State (2013)	92,855
7. Florida (2006)	90,210
8. Georgia (1999)	86,117
9. Florida (1999)	85,346
10. Alabama (2000)	83,818

RECORD AT THE BOUNCE HOUSE

OVERALL	66-22
CONFERENCE	43-13
POSTSEASON	3-0
Outscored Opponents	2,958-1,704

GAMES (without 1992 exhibition game)

1	9/22/79	at St. Leo	W	21-0
100	10/8/88	New Haven	L	23-31
200	9/27/97	at Auburn	L	14-41
250	11/24/01	Louisiana-Lafayette	W	31-0
300	9/9/06	at Florida	L	0-42
350	9/4/10	South Dakota	W	38-7
400	11/29/13	S. Florida	W	23-20
450	11/18/17	at Temple	W	45-19
488	11/27/20	at S. Florida	W	58-46

HOME WINS

1	9/29/79	Fort Benning	7-6
100	10/26/02	Akron	28-17
177	11/14/20	Temple	38-13

AWAY WINS (does not include neutral-sites)

1	9/22/79	at St. Leo	21-0
50	10/24/09	at Rice	49-7
88	11/27/20	at S. Florida	58-46

FOOTBALL BOWL SUBDIVISION ERA GAMES

1	8/29/96	William & Mary	W	39-33
100	11/13/04	at Ball State	L	17-21
300	10/24/20	Tulane	W	51-34
304	11/27/20	at S. Florida	W	58-46

FOOTBALL BOWL SUBDIVISION ERA WINS

1	8/29/96	William & Mary	39-33
50	10/21/05	Tulane	34-24
100	10/13/12	Southern Miss	38-31 (2OT)
150	9/29/18	Pittsburgh	45-14
174	11/27/20	at S. Florida	58-46





THE LAST TIME

TEAM

	UCF		OPPONENT	
90+ offensive plays	Tulane (99)	10/24/20	at South Florida (93)	11/27/20
500+ of total offense	at South Florida (577)	11/27/20	at South Florida (646)	11/27/20
600+ of total offense	at Houston (681)	10/31/20	at South Florida (646)	11/27/20
700+ of total offense	at Memphis (798)	10/17/20	at Memphis (703)	10/17/20
500+ team passing yards	at Memphis (601)	10/17/20	South Florida (503)	11/24/17
Two players 100 yds passing	Florida A&M (B. Wimbush, 168; D. Gabriel, 127)	8/29/19	at Cincinnati (Gunner Kiel, 319; Hayden Moore, 154)	10/31/15
300+ team rushing yards	at Houston (353)	10/31/20	Memphis (401)	12/1/18
Two players 100 yds rushing	at S. Florida (Greg McCrae, 130; Bentavious Thompson, 110)	11/27/20	at S. Florida (Kelly Joiner, 116; Brian Battie, 102)	11/27/20
100 rush, 100 rec, 300 pass	at South Florida	11/27/20	at South Florida	11/27/20
	Greg McCrae (130 rushing), Bentavious Thompson, 110)		Kelly Joiner (116 rushing), Brian Battie (102 rushing)	
	Jacob Harris (110 receiving)		Bryce Miller (121 receiving)	
	Dillon Gabriel (336 passing)		Jordan McCloud (404 passing)	
Three defensive scores	vs. Tulane (Drico Johnson - fum + int; Saquill Griffn - int)	11/5/16	---	---
Recover onside kick	East Carolina	11/19/15	UAB	11/24/12
Record a safety	Tulsa	10/3/20	Tulsa	10/3/20
Come from down 10 points	Houston (10 points, 17-7)	11/2/19	Cincinnati (11 points, 14-3)	11/21/20
Score on first play of game	at Rice (Hodges to Guyton, 76)	10/24/09	---	---
Win on final snap of reg.	at ECU (32-30, Holman to Perriman, 51)	12/4/14	vs. Penn State (Sam Ficken 36-yard field goal)	8/30/14
Convert two-point conv.	Cincinnati (Dillon Gabriel to Jacob Harris)	11/21/20	at South Florida (Jordan McCloud rush)	11/27/20

INDIVIDUAL

50+ passing attempts	Tulsa (Dillon Gabriel, 51)	10/3/20	at Memphis (Brady White, 50)	10/17/20
60+ passing attempts	---		Louisiana Tech (Tim Rattay, 64)	9/5/98
30+ completions	at Memphis (Dillon Gabriel, 35)	10/17/20	at South Florida (Jordan McCloud, 32)	11/27/20
40+ completions	---	---	Louisiana Tech (Tim Rattay, 46)	10/23/99
400+ yards passing	Tulane (Dillon Gabriel, 422)	10/24/20	at South Florida (Jordan McCloud, 404)	11/27/20
500+ yards passing	at Memphis (Dillon Gabriel, 601)	10/17/20	South Florida (Quinton Flowers, 503)	11/24/17
5+ passing touchdowns	Tulane (Dillon Gabriel, 5)	10/24/20	at Memphis (Brady White, 6)	10/17/20
6+ passing touchdowns	Liberty (Darin Hinshaw, 6)	11/6/93	at Memphis (Brady White, 6)	10/17/20
30+ rushing attempts	Marshall (Brynn Harvey, 30)	10/8/11	at Memphis (Darrell Henderson, 31)	10/13/18
200+ rushing yards	at Temple (Otis Anderson, 205)	10/26/19	Memphis (Darrell Henderson, 210)	12/1/18
4+ rushing touchdowns	Memphis (Darriel Mack Jr., 4)	12/1/18	at Syracuse (Walter Reyes, 4)	9/20/03
5+ rushing touchdowns	---		Virginia Tech (Lee Suggs, 5)	11/11/00
200+ yards receiving	vs. Nevada (Brandon Marshall, 210)	12/24/05	USF (Tyre McCants, 227)	11/24/17
3+ receiving touchdowns	at South Florida (Jacob Harris, 3)	11/27/20	Memphis (Anthony Miller, 3)	12/2/17
75-yard touchdown reception	at Memphis (Ryan O'Keefe, 93)	10/17/20	at Temple (Branden Mack, 75)	10/26/19
70-yard non-scoring reception	Temple (Jaylon Robinson, 70)	11/14/20	Austin Peay (Kyran Moore, 74)	10/28/17
50+ yard field goal	South Florida (Dylan Barnas, 50)	11/29/19	vs. Marshall (J. Rohrwasser, 50)	12/23/19
4+ field goals	South Carolina State (Matthew Wright, 4)	9/3/16	vs. LSU (Cole Tracy, 4)	1/1/19
5+ field goals	---		Southern Miss (Danny Hrapmann, 5)	11/12/11
3+ sacks	at South Florida (Landon Woodson, 3)	11/27/20	at Tulane (Royce LaFrance, 3)	10/3/15
3+ interceptions	---	---	at UConn (Andrew Adams, 3)	11/1/14
2+ interceptions	at Temple (Aaron Robinson, 2)	10/26/19	at UConn (Andrew Adams, 3)	11/1/14
Interception for TD	vs. Marshall (Richie Grant, 39)	12/23/19	vs. Marshall (Micah Abraham, 75)	12/23/19
Fumble return for TD	vs. Marshall (Tre'mon Morris-Brash, 55)	12/23/19	at Houston (Grant Stuard, 34)	10/31/20
Kickoff return for TD	USF (Mike Hughes, 95)	11/24/17	at Tulane (Stephon Huderson, 98)	11/23/19
Opening kickoff for TD	at Tulane (Quincy McDuffie, 95)	11/20/10	Pittsburgh (Lowell Robinson, 97)	10/13/06
70-yard punt	at Pittsburgh (Andrew Osteen, 71)	9/21/19	at Georgia Tech (Pressley Harvin III, 70)	9/19/20
Punt return for TD	at Pittsburgh (Otis Anderson, 87)	9/21/19	Pittsburgh (1st Qtr, Rafael Araujo-Lopes)	9/29/18
Blocked punt for TD	Cincinnati (Justin McDonald, 23)	11/12/16	at Pittsburgh (Davis Wendell, 18)	9/21/19
Blocked punt	at FAU (1st Qtr, Team)	9/7/19	ECU (Leroy Henley)	10/19/19
Blocked field goal	at Georgia Tech (2nd Qtr, Noah Hancock)	9/19/20	Temple (1st Qtr, Dan Archibong)	11/1/18
Blocked extra point	Austin Peay (2nd Qtr, A.J. Wooten)	10/28/17	at Memphis (2nd Qtr, Camron Jackson)	10/17/20





RECORDS WATCH

CAREER RUSHING YARDS

Player	Yards/Attempts	Years
1. Kevin Smith	4,679/450	2005-07
2. Alex Haynes	3,359/742	2001-04
3. Willie English	3,131/606	1989-93
4. Marquette Smith	2,569/468	1994-95
5. Greg McCrae	2,543/388	2017-Present
6. Adrian Killins Jr.	2,459/406	2016-19
7. Brynn Harvey	2,451/571	2008-12
8. Lataavius Murray	2,424/453	2008-12
9. Elgin Davis	2,170/485	1983-86
10. Gerod Davis	2,164/396	1992-95
Otis Anderson	2,109/342	2017-Present

CAREER YARDS PER CARRY

Player	Average (Attempts/Yards)	Years
1. Greg McCrae	6.55 (388/2,543)	2017-Present
2. Otis Anderson	6.17 (342/2,109)	2017-Present
3. Adrian Killins Jr.	6.06 (406/2,459)	2016-19
4. Marquette Smith	5.49 (468/2,569)	1994-95
5. Gerod Davis	5.46 (396/2,164)	1992-95
6. Lataavius Murray	5.35 (453/2,424)	2008-12
7. Edward Mack	5.35 (205/1,096)	1996-00
8. Aaron Sam	5.28 (317/1,675)	1983-86
9. Willie English	5.17 (606/3,131)	1989-93
10. Kevin Smith	5.17 (905/4,679)	2005-07

CAREER RUSHING TOUCHDOWNS

Player	Touchdowns	Years
1. Kevin Smith	45	2005-07
2. Willie English	38	1989-93
3. Lataavius Murray	37	2008-12
4. Greg McCrae	28	2017-Present
5. Alex Haynes	27	2001-04
6. Adrian Killins Jr.	25	2016-19
7. Daunte Culpepper	24	1995-98
8. Mark Giacone	22	1987-90
9. Mike Grant	20	1995-98
Brynn Harvey	20	2008-12
McKenzie Milton	20	2016-20

CAREER 100-YARD RUSHING GAMES

Player	Games	Years
1. Kevin Smith	22	2005-07
2. Willie English	15	1989-93
Alex Haynes	15	2001-04
4. Marquette Smith	13	1994-95
5. Mark Giacone	8	1987-90
Lataavius Murray	8	2008-12
7. Greg McCrae	7	2017-Present
Elgin Davis	7	1983-86
Gerod Davis	7	1992-95
Brynn Harvey	7	2008-11

CAREER PASS COMPLETIONS

Player	Completions/Attempts	Years
1. Daunte Culpepper	889/1,391	1995-98
2. Ryan Schneider	840/1,354	2000-03
3. Darin Hinshaw	614/1,112	1991-94
4. McKenzie Milton	630/1,020	2016-20
5. Blake Bortles	585/891	2011-13
6. Steven Moffett	510/860	2003-06
7. Dillon Gabriel	463/766	2019-Present
8. Darin Slack	459/974	1984-87
9. Justin Holman	395/739	2013-16
10. Dana Thyhsen	380/775	1982-84

CAREER PASSING YARDS

Player	Yards/Completions	Years
1. Daunte Culpepper	11,412/889	1995-98
2. Ryan Schneider	10,976/840	2000-03
3. Darin Hinshaw	9,000/614	1991-94
4. McKenzie Milton	8,683/630	2016-20
5. Blake Bortles	7,598/326	2011-13
6. Dillon Gabriel	7,006/463	2019-Present
7. Darin Slack	6,302/459	1984-87
8. Steven Moffett	6,199/510	2003-06
9. Dana Thyhsen	4,982/380	1982-84
10. Justin Holman	4,916/395	2013-16

CAREER PASSING EFFICIENCY

Player	Efficiency	Years
1. Dillon Gabriel	159.8	2019-Present
2. Blake Bortles	153.76	2011-13
3. McKenzie Milton	152.25	2016-20
4. Jeff Godfrey	148.31	2010-13
5. Daunte Culpepper	146.72	1995-98
6. Ryan Schneider	145.39	2000-03
7. Darin Hinshaw	138.18	1991-94
8. Steven Moffett	133.68	2003-06
9. Kyle Israel	128.70	2004-07
10. Tony Lanham	126.97	1985-86

CAREER 300-YARD PASSING GAMES

Player	Games	Years
1. Daunte Culpepper	15	1995-98
Ryan Schneider	15	2000-03
3. McKenzie Milton	12	2016-20
4. Dillon Gabriel	11	2019-Present
5. Darin Hinshaw	5	1991-94
Vic Penn	5	1999-00
Blake Bortles	5	2011-13
8. Darin Slack	4	1984-87
Shane Willis	4	1987-89
10. Steven Moffett	3	2003-06

CAREER 400-YARD PASSING GAMES

Player	Games	Years
1. Dillon Gabriel	4	2019-Present
2. Daunte Culpepper	3	1995-98
Ryan Schneider	3	2000-03
4. McKenzie Milton	2	2016-Present
Darin Slack	2	1984-87
Darin Hinshaw	2	1991-94

CAREER PASSING TOUCHDOWNS

Player	Touchdowns	Years
1. Daunte Culpepper	84	1995-98
2. Ryan Schneider	82	2000-03
Darin Hinshaw	82	1991-94
4. McKenzie Milton	72	2016-20
5. Dillon Gabriel	59	2019-Present
6. Blake Bortles	56	2011-13
7. Darin Slack	47	1984-87
8. Dana Thyhsen	41	1982-84
Steven Moffett	41	2003-06
10. Justin Holman	34	2013-16

CONSECUTIVE GAMES WITH A TD PASS

Player	Games	Dates
1. Ryan Schneider	28	(9/22/01-11/1/03)
2. McKenzie Milton	24	(12/21/16-11/23/18)
3. Dillon Gabriel	22	(8/29/19-Present)
Daunte Culpepper	22	(11/2/96-10/31/98)
5. Justin Holman	14	(8/30/14-9/3/15)
6. Darin Hinshaw	12	(11/2/91-11/14/92)
Darin Hinshaw	12	(11/6/93-10/29/94)
Vic Penn	12	(9/25/99-9/30/00)
Steven Moffett	12	(11/6/04-11/5/05)
Blake Bortles	12	(10/20/12-9/28/13)

CAREER PASS COMPLETION PERCENTAGE

Player	Percentage	Years
1. Jeff Godfrey	.677 (321/474)	2010-13
2. Blake Bortles	.657 (585/891)	2011-13
3. Daunte Culpepper	.639 (889/1,391)	1995-98
4. McKenzie Milton	.618 (630/1,020)	2016-20
5. Ryan Schneider	.620 (840/1,354)	2000-03
6. Steven Moffett	.606 (391/645)	2003-06
7. Dillon Gabriel	.604 (463/766)	2019-Present
8. Shane Willis	.602 (346/575)	1987-89
9. Brett Hodges	.599 (197/329)	2009
10. Kyle Israel	.590 (305/517)	2004-07

CAREER PASSING YARDS PER COMPLETION

Player	Yards Per Completion	Years
1. Dillon Gabriel	15.1 (463/7,006)	2019-Present
2. Darin Hinshaw	14.7 (614/9,000)	1991-94
3. McKenzie Milton	13.8 (630/8,683)	2016-20
4. Darin Slack	13.7 (459/6,302)	1984-87
5. Dana Thyhsen	13.1 (380/4,982)	1982-84
6. Ryan Schneider	13.1 (840/10,976)	2000-03
7. Blake Bortles	13.0 (585/7,598)	2011-13
8. Daunte Culpepper	12.8 (889/11,412)	1995-98
9. Jeff Godfrey	12.8 (321/4,095)	2010-13
10. Kyle Israel	12.6 (305/3,830)	2004-07

CAREER PASSING YARDS PER ATTEMPT

Player	Yards Per Attempt	Years
1. Dillon Gabriel	9.1 (766/7,006)	2019-Present
2. Jeff Godfrey	8.6 (474/4,095)	2010-13
3. Blake Bortles	8.5 (891/7,598)	2011-13
4. McKenzie Milton	8.5 (1,020/8,683)	2016-20
5. Daunte Culpepper	8.2 (1,391/11,412)	1995-98
6. Ryan Schneider	8.1 (1,354/10,976)	2000-03
7. Darin Hinshaw	8.1 (1,112/9,000)	1991-94
8. Steven Moffett	7.5 (645/4,818)	2003-06
9. Kyle Israel	7.4 (517/3,830)	2004-07
10. Ron Johnson	7.2 (319/2,294)	1988-91

CAREER INTERCEPTION-TO-ATTEMPT RATIO

Player	Ratio	Years
1. Dillon Gabriel	.014 (11/766)	2019-Present
2. Blake Bortles	.021 (19/891)	2011-13
3. McKenzie Milton	.022 (22/1,020)	2016-20
4. Jeff Godfrey	.030 (14/474)	2010-13
5. Vic Penn	.030 (17/571)	1999-00
6. Daunte Culpepper	.030 (42/1,391)	1995-98
7. Steven Moffett	.030 (26/860)	2003-06
8. Kyle Israel	.032 (17/517)	2004-07
9. Ryan Schneider	.038 (51/1,354)	2000-03
10. Brett Hodges	.040 (13/329)	2009

MOST CONSECUTIVE ATTEMPTS WITHOUT AN INT

1. Blake Bortles	232	10/27/12-9/14/13
2. Dillon Gabriel	228	10/3/20-11/21/20
3. Vic Penn	162	10/2/99-11/6/99
4. Blake Bortles	147	9/15/12-10/20/12
Daunte Culpepper	147	11/1/97-9/19/98

SINGLE-SEASON 100-YARD RECEIVING GAMES

Player	Games	Season
1. Ted Wilson	7	1985
Brandon Marshall	7	2005
3. Jaylon Robinson	6	2020
David Rhodes	6	1993
Siaha Burley	6	1998
Charles Lee	6	1999
Doug Gabriel	6	2002
8. Marlon Williams	5	2020
Bernard Ford	5	1987
Sean Beckton	5	1988
David Rhodes	5	1994
Siaha Burley	5	1997
Tyson Hinshaw	5	2000
Jimmy Fryzel	5	2002
Mike Sims-Walker	5	2006
Gabriel Davis	5	2019

SINGLE-SEASON YARDS PER RECEPTION

Player	Yards Per Reception	Season
1. Bernard Ford	21.8 (30/653)	1986
2. Mark Whittemore	21.7 (31/674)	1993
3. Breshad Perriman	20.9 (50/1,044)	2014
4. Breshad Perriman	20.8 (39/811)	2013
5. Tre'Quan Smith	19.8 (59/1,171)	2017
6. David Rhodes	19.6 (51/1,002)	1992
7. Jimmy Fryzel	19.4 (58/1,126)	2002
8. Jaylon Robinson	18.3 (51/935)	2020
Mark Whittemore	18.3 (45/825)	1994
10. Rannell Hall	18.0 (35/631)	2012





GAME 10 • UCF VS. BYU - BOCA RATON BOWL

CAREER TOTAL OFFENSE

Player	Yards	Years
1. Daunte Culpepper	12,432	1995-98
2. Ryan Schneider	10,703	2000-03
3. McKenzie Milton	9,761	2016-20
4. Darin Hinshaw	8,865	1991-94
5. Blake Bortles	8,159	2011-13
6. Dillon Gabriel	7,222	2019-Present
7. Darin Slack	6,229	1984-87
8. Justin Holman	5,410	2013-16
9. Jeff Godfrey	5,200	2010-13
10. Dana Thyhsen	4,982	1982-84

CAREER PUNTS

Player	Punts	Years
1. Blake Glingan	251	2007-10
2. Caleb Houston	234	2013-16
3. Charlie Pierce	173	1993-96
4. Aaron Horne	162	2004-06
5. Javier Beorlegui	151	1998-01
6. Russ Salerno	112	1989-91
7. Mac Loudermilk	108	2015-18
8. Glenn McCombs	100	1983-84
9. Andrew Osteen	92	2019-Present
10. Jim Hogan	89	1985-86

CAREER PUNT YARDAGE

Player	Yards	Years
1. Blake Clingan	10,017	2007-10
2. Caleb Houston	9,826	2013-16
3. Charlie Pierce	7,111	1993-96
4. Aaron Horne	6,493	2004-06
5. Javier Beorlegui	6,209	1998-01
6. Mac Loudermilk	4,528	2015-18
7. Glenn McCombs	4,123	1983-84
8. Andrew Osteen	3,960	2019-Present
9. Russ Salerno	3,852	1989-91
10. Jim Hogan	3,384	1985-86

CAREER AVERAGE YARDS PER PUNT

Player	Average	Years
1. Matt Prater	47.6 (64/3,044)	2002-05
2. Andrew Osteen	43.0 (92/3,960)	2019-Present
3. Caleb Houston	42.0 (234/9,826)	2013-16
4. Mac Loudermilk	41.9 (108/4,528)	2015-18
5. Glenn McCombs	41.2 (100/4,123)	1983-84
6. Charlie Pierce	41.1 (173/7,111)	1993-96
7. Javier Beorlegui	41.1 (151/6,209)	1998-01
8. David Bohner	40.7 (50/2,033)	2010-11
9. Aaron Horne	40.1 (162/6,493)	2004-06
10. Blake Clingan	39.9 (251/10,017)	2007-10

CAREER PUNT RETURNS

Player	Returns/Yards	Years
1. Joe Burnett	96/1,304	2005-08
2. Mike Dickinson	85/717	1989-92
3. J.J. Worton	72/740	2011-14
4. Asante Samuel	63/673	1999-02
5. Mark Whittmore	43/420	1991-94
6. Tavaris Capers	40/372	2001-04
7. Otis Anderson	39/478	2017-Present
8. Todd Cleveland	35/307	1994-97
9. Chris Johnson	34/209	2015-17
10. Sean Beckton	27/314	1987-90
Josh Robinson	27/355	2009-11

CAREER PUNT RETURN YARDS

Player	Yards/Returns	Years
1. Joe Burnett	1,304/96	2005-08
2. J.J. Worton	740/72	2011-14
3. Mike Dickinson	717/85	1989-92
4. Asante Samuel	673/63	1999-02
5. Otis Anderson	478/39	2017-Present
6. Mark Whittmore	420/43	1991-94
7. Tavaris Capers	372/40	2001-04
8. Josh Robinson	355/27	2009-11
9. Sean Beckton	314/27	1987-90
10. Todd Cleveland	307/35	1994-97

CAREER AVERAGE PER PUNT RETURN

Player	Average	Years
1. Siaha Burley	14.0 (293/21)	1997-98
2. Joe Burnett	13.6 (1,304/96)	2005-08
3. Josh Robinson	13.1 (355/27)	2009-11
4. Otis Anderson	12.3 (478/39)	2017-Present
5. Sean Beckton	11.6 (314/27)	1987-90
6. A.J. Guyton	10.9 (228/21)	2007-11
7. Tim Kiggins	10.7 (236/22)	1979-80
Asante Samuel	10.7 (673/63)	1999-02
9. J.J. Worton	10.3 (740/72)	2011-14
10. Mark Whittmore	9.8 (420/43)	1991-94

CAREER FUMBLES FORCED

Player	Fumbles	Years
1. Nakia Reddick	10	1993-96
2. Emil Ekiyor	9	1992-95
Elton Patterson	8	1999-02
4. Richie Grant	7	2016-Present
Greg Jefferson	7	1991-94
Tony Hardman	7	1998-00
Derrick Hallman	7	2007-10
5. Jameil McWhorter	6	1994-97
Deon Porter	6	1995-98
Elliot Shorter	6	1998-01
Bruce Miller	6	2007-10
Kemal Ishmael	6	2009-12

CAREER INTERCEPTIONS

Player	Interceptions	Years
1. Joe Burnett	16	2005-08
2. Sha'reff Rashad	14	2004-08
3. Keith Evans	13	1986-88
4. Johnell Neal	12	2005-08
5. Richie Grant	10	2016-Present
Josh Robinson	10	2009-11
7. Reggie Edwards	9	1984-87
Jacoby Glenn	9	2013-14
9. Ray Irvin	8	1988-90
Rick Hamilton	8	1989-92
Steve Wright	8	1990-94
Asante Samuel	8	1999-02
Jason Venson	8	2005-08

bold indicates active player





NUMERICAL ROSTER

No.	Name	Pos.	Ht.	Wt.	Year	Hometown/High School (Previous School)
1	Jaylon Robinson	WR	5-9	163	r-So.	Fort Worth, Texas/All Saints Episcopal (Oklahoma)
2	Otis Anderson	RB/WR	5-11	174	Sr.	Jacksonville, Fla./University Christian
4	Ryan O'Keefe	WR	5-10	175	So.	Austin, Texas/Round Rock
4	Stephon Zayas	DL	6-6	235	r-Jr.	Ft. Lauderdale, Fla./Dillard
5	Jarrad Baker	WR	5-11	180	r-Fr.	Eau Gallie, Fla./Eau Gallie
7	Davonte Brown	DB	6-2	180	Fr.	Plantation, Fla./American Heritage
8	Zamari Maxwell	DB	6-1	175	r-Jr.	Largo, Fla./Pinellas Park
9	Divaad Wilson	DB	6-0	195	r-So.	Miami, Fla./Miami Northwestern (Georgia)
10	Eriq Gilyard	LB	5-11	228	Jr.	Jacksonville, Fla./Trinity Christian Academy
11	Dillon Gabriel	QB	6-0	186	So.	Mililani, Hawaii/Mililani
11	Jeremiah Jean-Baptiste	LB	6-2	230	So.	Florida City, Fla./South Dade
12	Justin Hodges	DB	6-2	185	Fr.	Fort Lauderdale, Fla./Western
12	Quadry Jones	QB	6-0	176	r-So.	Orlando, Fla./Jones
13	Ja'Cyais Credle	WR	6-4	195	Fr.	Columbus, Ga./Carver
13	Landon Woodson	DL	6-6	241	r-So.	Fredericksburg, Va./Stafford
14	Parker Navarro	QB	6-0	195	Fr.	Tempe, Ariz./Desert Vista
14	Corey Thornton	DB	6-1	175	Fr.	Miami, Fla./Booker T. Washington
15	Tatum Bethune	LB	6-1	215	So.	Miami, Fla./Central
16	Emmanuel Appiah-Takyi	DB	6-1	170	Jr.	Kumasi, Ghana/Bergen Catholic [NJ] (Monroe [NY])
16	Tre Nixon	WR	6-2	180	r-Sr.	Viera, Fla./Viera (Mississippi)
17	Amari Johnson	WR	5-10	175	So.	Miami, Fla./Carol City
18	Dyllon Lester	DB	6-0	190	r-So.	Plantation, Fla./American Heritage
18	Gaston Moore	QB	6-2	185	Fr.	Hilton Head, S.C./Hilton Head
19	Justin Menard	WR	5-11	185	r-Fr.	Stockbridge, Ga./Eagles Landing Academy
20	Jason Colubiale	WR	6-0	185	r-Jr.	Daytona Beach, Fla./Mainland (Mercyhurst)
20	Brandon Moore	DB	6-0	186	r-Sr.	Sanford, Fla./Seminole
21	Derek Gainous	DB	6-0	183	Jr.	Miami, Fla./Miami
22	Damarius Good	RB	5-11	185	r-Fr.	Orlando, Fla./Lake Brantley
23	Jaiden Francois	DB	6-0	185	Fr.	Homestead, Fla./South Dade
24	Bentavious Thompson	RB	6-1	197	r-Jr.	Miami, Fla./Miami Southridge
25	Johnny Richardson	RB	5-7	175	Fr.	Lake Wales, Fla./Lake Wales
26	Jermaine McMillian	DB	6-2	195	r-So.	Miami, Fla./Booker T. Washington
27	Richie Grant	DB	6-0	194	r-Sr.	Fort Walton Beach, Fla./Choctawhatchee
28	Quade Mosier	LB	6-2	223	Fr.	Fayetteville, Ark./Fayetteville
29	Cade Sams	WR	6-3	180	r-Fr.	Jacksonville, Fla./Bishop Kenny
30	Greg McCrae	RB	5-10	175	Sr.	Miami, Fla./Miramar
31	Aaron Robinson	DB	6-1	193	r-Sr.	Deerfield Beach, Fla./Deerfield Beach (Alabama)
32	Alex Ward	LS	6-4	220	r-Jr.	Fort Walton Beach, Fla./Choctawhatchee
33	Trillion Coles	RB	5-8	180	r-So.	Orlando, Fla./Bishop Moore
33	Tre'mon Morris-Brash	DL	6-2	235	So.	Richmond, Va./St. John's College HS
34	Jon Powell	DB	5-11	210	r-Jr.	Orlando, Fla./University
35	Keenan Cupit	LB	6-2	225	Fr.	Forest, Va./Jefferson Forest
36	Andrew Osteen	P	6-1	175	r-So.	Enterprise, Ala./Enterprise
37	Quadric Bullard	DB	6-0	165	Fr.	Hollywood, Fla./Chaminade-Madonna
38	Dionte Marks	WR	6-2	178	r-Fr.	DeLand, Fla./DeLand (Florida)
39	Palmer Bachelder	DB	5-11	190	r-So.	Augusta, Ga./Augusta Day Prep
40	Kervins Choute	DL	6-3	251	Fr.	Deerfield Beach, Fla./Deerfield Beach
41	Alex Swenson	DB	6-2	190	r-Jr.	Oviedo, Fla./Hagerty
42	Riley Stephens	PK	6-2	170	Fr.	Orlando, Fla./Dr. Phillips
43	Zach Rodriguez	LB	6-1	180	r-Fr.	Oviedo, Fla./Master's Academy
44	RJ Harvey	RB	5-8	190	r-Fr.	Orlando, Fla./Edgewater (Virginia)
45	Brett Bell	OL	6-6	290	Sr.	Wichita, Kan./Bishop Carroll (Hutchinson CC)
46	Philjae Bien Aime	DB	5-9	170	Fr.	Fort Lauderdale, Fla./St. Thomas Aquinas
46	Darius Melton	WR	6-3	190	r-Fr.	Pompano Beach, Fla./Blanche Ely
47	Andres Garcia	LB	6-2	210	Fr.	Fort Lauderdale, Fla./St. Thomas Aquinas
47	Stephen Martin	WR	6-5	195	Fr.	Orlando, Fla./Bishop Moore
48	Fradley Joseph	LB	6-3	205	Fr.	Lake Park, Fla./Suncoast
48	Keith Woulard	WR	5-9	150	Fr.	Gifford, Fla./Vero Beach
49	Max Holler	TE	6-4	240	Fr.	Winter Park, Fla./Trinity Prep
49	Daniel McCullon	DB	5-10	172	Fr.	Palm Beach Gardens, Fla./Benjamin
50	Patrick Barnett	OL	6-6	305	Fr.	Key West, Fla./Key West
52	Keenan Hester	DL	6-4	275	r-Fr.	St. Petersburg, Fla./Catholic
54	Cam Goode	DL	6-2	295	r-So.	Washington, D.C./St. John's College (Virginia Tech)
55	Matthew Lee	OL	6-4	290	r-Fr.	Oviedo, Fla./Hagerty
57	Derek Burns	LB	6-3	210	r-Fr.	Plantation, Fla./American Heritage
57	Mike Lofton	OL	6-2	300	Fr.	Clearwater, Fla./Calvary Christian
58	Dallaz Corbitt	DL	6-5	255	r-Fr.	Columbia, S.C./Gray Collegiate Academy
59	C.J. Reeves	DL	6-2	210	r-So.	Orlando, Fla./Boone
60	Josh McMullen	OL	6-5	290	r-Sr.	Starkville, Miss./East Webster (East Central CC)
61	Parker Boudreaux	OL	6-4	301	r-Jr.	Winter Garden, Fla./Bishop Moore (Notre Dame)
63	Josh Cox	OL	6-4	305	r-Fr.	New Smyrna Beach, Fla./New Smyrna Beach

ALPHABETICAL ROSTER

No.	Name	Pos.
84	Ke'von Ahmad	WR
2	Otis Anderson	RB/WR
16	Emmanuel Appiah-Takyi	DB
39	Palmer Bachelder	DB
64	Kyle Back	OL
5	Jarrad Baker	WR
50	Patrick Barnett	OL
45	Brett Bell	OL
15	Tatum Bethune	LB
46	Philjae Bien Aime	DB
99	Tyrese Black	DL
61	Parker Boudreaux	OL
72	Nate Brady	OL
7	Davonte Brown	DB
37	Quadric Bullard	DB
57	Derek Burns	LB
80	Kevin Byrd	WR
93	Aidan Callahan	DL
92	Austin Camden	DL
88	Josh Celiscar	DL
40	Kervins Choute	DL
33	Trillion Coles	RB
70	Edward Collins	OL
20	Jason Colubiale	WR
58	Dallaz Corbitt	DL
63	Josh Cox	OL
13	Ja'Cyais Credle	WR
35	Keenan Cupit	LB
86	Jordan Davis	TE
90	Christopher DeLoach	DL
89	Tony Forrest Jr.	TE
23	Jaiden Francois	DB
83	Garrett French	TE
11	Dillon Gabriel	QB
21	Derek Gainous	DB
47	Andres Garcia	LB
10	Eriq Gilyard	LB
22	Damarius Good	RB
54	Cam Goode	DL
27	Richie Grant	DB
98	Kam'ron Green	DL
91	Noah Hancock	DL
81	Alex Harris	WR
87	Jacob Harris	WR
44	RJ Harvey	RB
88	Jake Hescoc	TE
52	Keenan Hester	DL
12	Justin Hodges	DB
82	Alec Holler	TE
49	Max Holler	TE
73	Samuel Jackson	OL
11	Jeremiah Jean-Baptiste	LB
17	Amari Johnson	WR
12	Quadry Jones	QB
48	Fradley Joseph	LB
99	Alan Kervin	P
55	Matthew Lee	OL
18	Dyllon Lester	DB
57	Mike Lofton	OL
66	Chidoziri Maghiro	OL
38	Dionte Marks	WR
85	Zach Marsh-Wojan	TE
47	Stephen Martin	WR
96	Lawrence Martinez	LS
8	Zamari Maxwell	DB
30	Greg McCrae	RB
49	Daniel McCullon	DB
26	Jermaine McMillian	DB
60	Josh McMullen	OL
76	Adrian Medley	OL
46	Darius Melton	WR





NUMERICAL ROSTER

64	Kyle Back	OL	6-4	290	r-Jr.	Tampa, Fla./Cambridge Christian
65	Cole Schneider	OL	6-4	312	r-Jr.	Fort Myers, Fla./Riverdale
66	Chidoziri Maghiro	OL	6-5	310	r-So.	Nigeria/St. Thomas Aquinas [Fla.]
68	Marcus Tatum	OL	6-6	315	r-Sr.	Daytona Beach, Fla./Mainland (Tennessee)
69	Paul Rubelt	OL	6-10	300	Fr.	Frankfurt-Oder, Germany/Frankfurt-Oder
70	Edward Collins	OL	6-6	310	r-So.	Birmingham, Ala./Ramsay
72	Nate Brady	OL	6-4	290	r-Fr.	Jacksonville, Fla./Sandalwood
73	Samuel Jackson	OL	6-6	335	r-Jr.	Bradenton, Fla./Lakewood Ranch
76	Adrian Medley	OL	6-5	305	r-Fr.	Pensacola, Fla./Pensacola
77	Lokahi Pauole	OL	6-4	320	So.	Kapolei, Hawaii/Kamehameha
80	Kevin Byrd	WR	5-7	150	Fr.	Orlando, Fla./Lake Howell
81	Alex Harris	WR	6-0	192	r-Sr.	Kearney, Neb./Kearney
82	Alec Holler	TE	6-2	225	r-So.	Winter Park, Fla./Trinity Prep
83	Garrett French	TE	6-3	225	Fr.	Venice, Fla./Venice
84	Ke'von Ahmad	WR	6-0	195	r-So.	Grapevine, Texas/Heritage
85	Zach Marsh-Wojan	TE	6-5	235	Jr.	Vacaville, Calif./Will C. Wood (Sacramento City)
86	Jordan Davis	TE	6-4	225	Fr.	Sanford, Fla./Seminole
87	Jacob Harris	WR	6-5	211	r-Sr.	Palm Harbor, Fla./Palm Harbor (Western Ky.)
88	Josh Celiscar	DL	6-4	230	Fr.	Winter Haven, Fla./Winter Haven
88	Jake Hescock	TE	6-7	252	r-Sr.	Pittsfield, Mass./Salisbury School (Wisconsin)
89	Tony Forrest Jr.	TE	6-4	235	Fr.	Jacksonville, Fla./Sandalwood
90	Christopher DeLoach	DL	6-5	265	r-Sr.	Columbus, Miss./Columbus (East Central CC)
91	Noah Hancock	DL	6-4	290	r-Sr.	Beckley, W.Va./Woodrow Wilson (ASA/Concord)
92	Austin Camden	DL	6-3	270	r-Jr.	Altamonte Springs, Fla./Lyman
93	Aidan Callahan	DL	6-5	220	Fr.	Winter Park, Fla./Lake Howell
94	Anthony Montalvo	DL	6-3	283	r-Jr.	Tampa, Fla./Sickles
95	Tyler Paul	LS	6-1	206	r-Fr.	Clearwater, Fla./Clearwater Central Catholic
96	Lawrence Martinez	LS	6-1	215	Fr.	Apopka, Fla./Apopka
96	Trace O'Hara	DL	6-2	225	Fr.	Orlando, Fla./East River
98	Kam'ron Green	DL	6-3	270	r-Fr.	Bradenton, Fla./Southeast
98	Daniel Obarski	PK	6-2	180	So.	Chandler, Ariz./Hamilton
99	Tyrese Black	DL	6-5	290	r-So.	McDonough, Ga./Eagles Landing Christian Acad.
99	Alan Kervin	P	6-1	185	r-Fr.	East Lake, Fla./East Lake

Coaching Staff

Head Coach:	Josh Heupel (Oklahoma, 2001)
Defensive Coordinator/LBs:	Randy Shannon (Miami, 1989)
Co-Offensive Coordinator/TEs:	Alex Golesh (Ohio State, 2006)
Co-Offensive Coordinator/RBs:	Anthony Tucker (Fresno State, 1999)
Special Teams Coordinator:	Nick Toth (Ohio, 1999)
Asst. Head Coach/Offensive Line:	Glen Elarbee (MTSU, 2002)
Asst. Head Coach/Secondary:	Willie Martinez (Miami, 1985)
Cornerbacks:	Corey Bell (South Carolina, 1995)
Defensive Line:	Shane Burnham (South Carolina, 1998)
Quarterbacks:	Joey Halzle (Oklahoma, 2008)
Wide Receivers:	Darrell Wyatt (Kansas State, 1989)
Offensive Quality Control:	Lanear Sampson (Baylor, 2012)
Special Teams Quality Control:	Jacob Bronowski (New Mexico, 2016)
Offensive Graduate Assistant:	Mitch Militello (Missouri, 2017)
Offensive Graduate Assistant:	Tyler Hudanick (UCF, 2019)
Defensive Graduate Assistant:	Darion Monroe (Tulane, 2016)
Defensive Graduate Assistant:	Tyson Kee (Southeastern, 2018)
Director of Sports Performance:	Kurt Schmidt (Wis.-La Crosse, 2002)
Asst. Dir. of Sports Performance:	Dave Young (Central College, 2012)
Asst. Dir. of Sports Performance:	Miguel Carodine (Florida, 2011)
Asst. Dir. of Sports Performance:	Rhett Brooks (Murray State, 2009)
Director of Football Operations:	Billy Ray Johnson (UMass, 1987)
Asst. Director of Football Ops:	Cameron Coffman (Wyoming, 2015)
Director of Player Personnel:	Brandon Lawson (Tennessee, 2013)
Asst. Director of Player Personnel:	Austin Steele (Baylor, 2007)
Dir. of On-Campus Recruiting:	Angelia Brummett (Tennessee, 2018)
Dir. of Player Development:	Steve Smith (Kentucky Wesleyan, 2010)
Dir. of Sports Medicine:	Mary Vander Heiden (UW-Eau Claire, 1998)
Dir. of Sports Nutrition:	Carly Fancher (Arizona State, 2012)
Dir. of Equipment Operations:	Rich Worner (West Virginia State, 1996)

ALPHABETICAL ROSTER

19	Justin Menard	WR
94	Anthony Montalvo	DL
20	Brandon Moore	DB
18	Gaston Moore	QB
33	Tre'mon Morris-Brash	DL
28	Quade Mosier	LB
14	Parker Navarro	QB
16	Tre Nixon	WR
96	Trace O'Hara	DL
4	Ryan O'Keefe	WR
98	Daniel Obarski	PK
36	Andrew Osteen	P
95	Tyler Paul	LS
77	Lokahi Pauole	OL
34	Jon Powell	DB
59	C.J. Reeves	DL
25	Johnny Richardson	RB
31	Aaron Robinson	DB
1	Jaylon Robinson	WR
43	Zach Rodriguez	LB
69	Paul Rubelt	OL
29	Cade Sams	WR
65	Cole Schneider	OL
42	Riley Stephens	PK
41	Alex Swenson	DB
68	Marcus Tatum	OL
24	Bentavious Thompson	RB
14	Corey Thornton	DB
32	Alex Ward	LS
9	Divaad Wilson	DB
13	Landon Woodson	DL
48	Keith Woulard	WR
4	Stephon Zayas	DL

Pronunciations

Ke'von Ahmad	KAY-von, uh-MAHD
Emmanuel Appiah-Takyi	uh-PEE-uh-TAHCH-ee
Jarrad Baker	JARE-ed
Kervins Choute	SHOOT
Jason Colubiale	kuh-LOO-bee-AL-ee
Ja'Cyais Credle	juh-KIE-ess, CRAY-dull
Derek Gainous	GAIN-us
Eriq Gilyard	Eric, GILL-yard
Damarius Good	duh-MAR-ee-us
Kam'ron Green	KAM-rin
Jake Hescock	HESS-cock
Jeremiah Jean-Baptiste	JEEN-bap-TEEST
Chidoziri Maghiro	chu-DOH-zurr-ee, muh-GEER-oh
Zach Marsh-Wojan	marsh-WOE-jin
Zamari Maxwell	zuh-MAR-ee
Justin Menard	muh-NARD
Anthony Montalvo	mahn-TAHL-voh
Gaston Moore	GASS-tin
Tre'mon Morris-Brash	TRAY-mahn
Parker Navarro	nuh-VAR-oh
Daniel Obarski	oh-BAR-skee
Andrew Osteen	OH-steen
Lokahi Pauole	lo-KAH-hee, pah-OO-lay
Jaylon Robinson	JAY-lin
Bentavious Thompson	ben-TAY-vee-us
Stephon Zayas	STEPH-on ZAY-iss





STATISTICAL RANKINGS

CATEGORY	NAT'L	AAC	STAT
3rd Down Conversion	17	2	.486
3rd Down Defense	77	8	.415
4th Down Conversion	58	5	.579
4th Down Defense	83	7	.611
Completion Percentage	56	3	.616
Defensive Touchdowns	--	--	--
Fewest Penalties Per Game	124	10	9.44
Fewest Penalty Yards Per Game	121	9	77.11
First Down Defense	118	11	242
First Down Offense	7	1	255
Fumbles Lost	72	3	6
Fumbles Recovered	2	1	13
Kickoff Return Defense	90	9	22.86
Kickoff Returns	42	4	21.92
Net Punting	46	4	39.49
Passes Had Intercepted	27	1	4
Passes Intercepted	29	5	9
Passing Offense	2	1	373.0
Passing Yards Allowed	117	10	283.4
Passing Yards Per Completion	13	2	14.72
Punt Return Defense	98	8	11.00
Punt Returns	68	8	6.62
Red Zone Defense	99	10	.878
Red Zone Offense	30	2	.882
Rushing Defense	92	7	190.2
Rushing Offense	24	3	212.6
Sacks Allowed	83	8	2.44
Scoring Defense	80	7	31.4
Scoring Offense	6	1	44.3
Tackles for Loss Allowed	63	3	6.11
Team Passing Efficiency	12	1	162.43
Passing Efficiency Defense	90	9	144.19
Team Sacks	34	4	2.78
Team Tackles for Loss	21	5	7.6
Possession	108	11	27:36
Total Defense	117	11	473.7
Total Offense	2	1	585.6
Turnover Margin	6	1	1.33
Turnovers Gained	2	1	22
Turnovers Lost	42	1	10

INDIVIDUAL	NAT'L	AAC	STAT
Completions Per Game			
Dillon Gabriel	5	1	25.22
Fumbles Recovered			
Eriq Gilyard	9	2	2
Richie Grant	9	2	2
Passing TDs			
Dillon Gabriel	2	1	30
Passing Yards Per Game			
Dillon Gabriel	1	1	372.6
Points Responsible For			
Dillon Gabriel	4	1	200
Total Offense			
Dillon Gabriel	1	1	387.9

LONGEST PLAYS

Yds	Type	Player(s)	Opponent
93 (TD)	Pass	Ryan O'Keefe from Dillon Gabriel	Memphis
85 (TD)	Pass	Marlon Williams from Dillon Gabriel	Memphis
70	Pass	Jaylon Robinson from Dillon Gabriel	Temple
64 (TD)	Pass	Jaylon Robinson from Dillon Gabriel	ECU
55	Pass	Jacob Harris from Dillon Gabriel	Tulane
54 (TD)	Pass	Marlon Williams from Dillon Gabriel	Tulane
54	Rush	Greg McCrae	Tulane
53	Pass	Jaylon Robinson from Dillon Gabriel	Tulsa
52	Kick Return	Ryan O'Keefe	Temple
51	Pass	Tre Nixon from Dillon Gabriel	South Florida
50	Pass	Marlon Williams from Dillon Gabriel	Temple
49	Pass	Jaylon Robinson from Dillon Gabriel	Houston
49 (TD)	Rush	Otis Anderson	Tulsa
49	Pass	Tre Nixon from Dillon Gabriel	Georgia Tech
48	Pass	Jaylon Robinson from Dillon Gabriel	Georgia Tech
47 (TD)	Pass	Jacob Harris from Dillon Gabriel	South Florida
46	Rush	Otis Anderson	Houston
45	Pass	Jaylon Robinson from Dillon Gabriel	Tulsa
43 (TD)	Pass	Jaylon Robinson from Dillon Gabriel	Memphis
42	Pass	Jaylon Robinson from Dillon Gabriel	South Florida
42	Pass	Marlon Williams from Dillon Gabriel	Houston
42	Pass	Jaylon Robinson from Dillon Gabriel	ECU
41	Pass	Jacob Harris from Dillon Gabriel	Cincinnati
41 (TD)	Pass	Jacob Harris from Dillon Gabriel	Tulane
40	Pass	Marlon Williams from Dillon Gabriel	Georgia Tech
38	Pass	Marlon Williams from Dillon Gabriel	Houston
37	Pass	Ryan O'Keefe from Dillon Gabriel	Memphis
36 (TD)	Pass	Ryan O'Keefe from Dillon Gabriel	Houston
35 (TD)	Pass	Marlon Williams from Dillon Gabriel	Tulane
34 (TD)	Pass	Ryan O'Keefe from Dillon Gabriel	Houston
33	Pass	Jaylon Robinson from Dillon Gabriel	Houston
33	Pass	Ryan O'Keefe from Dillon Gabriel	Memphis
32	Rush	Bentavious Thompson	Houston
31 (TD)	Rush	Johnny Richardson	ECU
30	Pass	Jacob Harris from Dillon Gabriel	Temple
28	Kick Return	Ryan O'Keefe	South Florida
28	Pass	Jaylon Robinson from Dillon Gabriel	South Florida
28 (TD)	Rush	Otis Anderson	Houston
28	Pass	Marlon Williams from Dillon Gabriel	Tulane
28	Rush	Dillon Gabriel	Memphis
28	Rush	Greg McCrae	ECU
27 (TD)	Rush	Bentavious Thompson	South Florida
27	Pass	Ryan O'Keefe from Dillon Gabriel	Houston
26	Pass	Tre Nixon from Dillon Gabriel	South Florida
26	Rush	Greg McCrae	Houston
26	Pass	Jaylon Robinson from Dillon Gabriel	Memphis
26	Kick Return	Johnny Richardson	Tulsa
25 (TD)	Pass	Jacob Harris from Dillon Gabriel	South Florida
25	Pass	Jacob Harris from Dillon Gabriel	Cincinnati
25	Interception	Richie Grant	Houston
25	Rush	Bentavious Thompson	ECU
25 (TD)	Pass	Tre Nixon from Dillon Gabriel	Georgia Tech

20-YARD PLUS BY PLAYER

Player	No.	TD	R	P	KR	PR	IR	FR
Otis Anderson	7	2	7	0	0	0	0	0
Dillon Gabriel	2	0	2	0	0	0	0	0
Richie Grant	1	0	0	0	0	0	1	0
Jacob Harris	10	4	0	10	0	0	0	0
Greg McCrae	9	2	9	0	0	0	0	0
Tre Nixon	4	1	0	4	0	0	0	0
Ryan O'Keefe	12	3	0	7	5	0	0	0
Johnny Richardson	3	1	1	0	2	0	0	0
Jaylon Robinson	18	2	0	18	0	0	0	0
Bentavious Thompson	6	1	6	0	0	0	0	0
Marlon Williams	17	5	0	17	0	0	0	0

LONGEST PLAYS OF THE YEAR

Rushing	54 Yards - Greg McCrae (Tulane, 10/24/20)
Rushing TD	49 Yards - Otis Anderson (Tulsa, 10/3/20)
Passing	93 Yards - Ryan O'Keefe from Dillon Gabriel (at Memphis, 10/17/20)
Passing TD	93 Yards - Ryan O'Keefe from Dillon Gabriel (at Memphis, 10/17/20)
Punt Return	11 Yards - Otis Anderson (Tulsa, 10/3/20)
Kick Return	52 Yards - Ryan O'Keefe (Temple, 11/14/20)
INT Return	25 Yards - Richie Grant (at Houston, 10/31/20)
FUM Return	6 Yards - Eriq Gilyard (Temple, 11/14/20)
Punt	57 Yards - Andrew Osteen (Temple, 11/14/20)
Field Goal	38 Yards - Daniel Obarski (at Houston, 10/31/20)





EVERY SCORING DRIVE

at Georgia Tech

1st	11:58	Tre Nixon - 6 yard pass from Dillon Gabriel (Daniel Obarski kick)	8 plays	75 yards	2:07
2nd	11:47	Marlon Williams - 8 yard pass from Dillon Gabriel (Daniel Obarski kick)	12 plays	80 yards	2:59
2nd	6:48	Greg McCrae - 21 yard run (Daniel Obarski kick)	9 plays	90 yards	2:55
2nd	2:17	Tre Nixon - 25 yard pass from Dillon Gabriel (Daniel Obarski kick)	4 plays	35 yards	1:18
4th	11:40	Otis Anderson - 1 yard run (Daniel Obarski kick)	6 plays	75 yards	1:32
4th	5:30	Marlon Williams - 7 yard pass from Dillon Gabriel (Daniel Obarski kick)	8 plays	63 yards	3:43
4th	3:28	Bentavious Thompson - 4 yard run (Daniel Obarski kick)	4 plays	20 yards	1:56

at ECU

1st	8:22	Greg McCrae - 1 yard run (Daniel Obarski kick)	11 plays	75 yards	2:58
1st	4:28	Daniel Obarski - 26 yard field goal	7 plays	26 yards	1:34
2nd	7:55	Daniel Obarski - 33 yard field goal	10 plays	50 yards	3:07
2nd	4:57	Jaylon Robinson - 64 yard pass from Dillon Gabriel (Daniel Obarski kick)	4 plays	78 yards	0:57
2nd	0:24	Jake Hescocock - 7 yard pass from Dillon Gabriel (Daniel Obarski kick)	9 plays	86 yards	2:45
3rd	13:11	Jacob Harris - 11 yard pass from Dillon Gabriel (Daniel Obarski kick)	8 plays	75 yards	1:49
3rd	9:57	Jaylon Robinson - 9 yard pass from Dillon Gabriel (Daniel Obarski kick)	6 plays	55 yards	1:44
4th	13:33	Daniel Obarski - 31 yard field goal	9 plays	66 yards	2:20
4th	3:59	Johnny Richardson - 31 yard run (Daniel Obarski kick)	1 play	31 yards	0:08

vs. Tulsa

1st	10:13	Jacob Harris - 12 yard pass from Dillon Gabriel (Daniel Obarski kick)	3 plays	8 yards	1:13
1st	7:35	Eriq Gilyard - Safety	--	--	--
1st	6:58	Otis Anderson - 49 yard run (Daniel Obarski kick)	2 plays	47 yards	0:31
2nd	1:39	Cole Schneider - 1 yard run (Daniel Obarski kick)	13 plays	96 yards	4:54
3rd	11:16	Daniel Obarski - 26 yard field goal	11 plays	67 yards	3:27

at Memphis

1st	8:08	Greg McCrae - 1 yard run (Daniel Obarski kick)	11 plays	80 yards	3:28
2nd	12:14	Jaylon Robinson - 43 yard pass from Dillon Gabriel (Daniel Obarski kick)	10 plays	80 yards	3:01
2nd	7:35	Marlon Williams - 85 yard pass from Dillon Gabriel (Daniel Obarski kick failed)	2 plays	85 yards	0:21
2nd	0:12	Jaylon Robinson - 10 yard pass from Dillon Gabriel (Daniel Obarski kick)	9 plays	75 yards	1:54
3rd	11:32	Dillon Gabriel - 14 yard run (Marlon Williams from Dillon Gabriel)	11 plays	75 yards	3:28
4th	12:40	Ryan O'Keefe - 93 yard pass from Dillon Gabriel (Marlon Williams from Dillon Gabriel)	1 play	93 yards	0:13
4th	5:29	Jacob Harris - 10 yard pass from Dillon Gabriel (Dillon Gabriel pass failed)	12 plays	75 yards	3:47

vs. Tulane

1st	11:35	Daniel Obarski - 23 yard field goal	8 plays	69 yards	3:25
1st	8:04	Marlon Williams - 54 yard pass from Dillon Gabriel (Daniel Obarski kick)	5 plays	79 yards	1:12
2nd	13:41	Greg McCrae - 3 yard run (Daniel Obarski kick)	5 plays	89 yards	1:12
2nd	9:20	Bentavious Thompson - 2 yard run (Daniel Obarski kick)	10 plays	71 yards	2:30
2nd	3:13	Jake Hescocock - 4 yard pass from Dillon Gabriel (Daniel Obarski kick)	14 plays	83 yards	3:58
2nd	0:05	Marlon Williams - 7 yard pass from Dillon Gabriel (Daniel Obarski kick failed)	8 plays	67 yards	1:21
3rd	7:47	Marlon Williams - 35 yard pass from Dillon Gabriel (Daniel Obarski kick)	6 plays	49 yards	1:33
3rd	3:26	Jacob Harris - 41 yard pass from Dillon Gabriel (Daniel Obarski kick)	3 plays	43 yards	0:29

at Houston

1st	7:59	Daniel Obarski - 34 yard field goal	9 plays	63 yards	2:55
1st	2:15	Ryan O'Keefe - 34 yard pass from Dillon Gabriel (Daniel Obarski kick)	4 plays	78 yards	1:48
2nd	10:59	Bentavious Thompson - 1 yard run (Daniel Obarski kick)	7 plays	70 yards	1:40
2nd	5:20	Daniel Obarski - 24 yard field goal	13 plays	89 yards	3:46
2nd	0:19	Daniel Obarski - 38 yard field goal	9 plays	59 yards	1:19
4th	14:38	Ryan O'Keefe - 36 yard pass from Dillon Gabriel (Daniel Obarski kick)	6 plays	58 yards	1:40
4th	7:03	Greg McCrae - 1 yard run (Daniel Obarski kick)	9 plays	75 yards	4:02
4th	1:36	Otis Anderson - 28 yard run (Daniel Obarski kick)	6 plays	47 yards	2:41

vs. Temple

1st	13:00	Greg McCrae - 7 yard run (Daniel Obarski)	4 plays	22 yards	1:05
1st	10:19	Otis Anderson - 14 yard run (Daniel Obarski)	3 plays	27 yards	0:35
1st	6:51	Greg McCrae - 1 yard run (Daniel Obarski)	7 plays	65 yards	1:48
3rd	13:12	Marlon Williams - 23 yard pass from Dillon Gabriel (Daniel Obarski kick)	5 plays	45 yards	1:39
3rd	7:21	Daniel Obarski - 25 yard field goal	9 plays	72 yards	2:33
3rd	3:59	Marlon Williams - 21 yard pass from Dillon Gabriel (Daniel Obarski kick)	2 plays	91 yards	0:27

vs. Cincinnati

1st	12:44	Greg McCrae - 3 yard run (Daniel Obarski kick)	9 plays	75 yards	2:16
1st	7:39	Marlon Williams - 6 yard pass from Dillon Gabriel (Daniel Obarski kick)	6 plays	22 yards	1:33
2nd	0:01	Daniel Obarski - 36 yard field goal	11 plays	56 yards	1:22
3rd	3:59	Marlon Williams - 19 yard pass from Dillon Gabriel (Marlon Williams from Dillon Gabriel)	10 plays	75 yards	2:30
4th	4:27	Jaylon Robinson - 10 yard pass from Dillon Gabriel (Jacob Harris from Dillon Gabriel)	12 plays	75 yards	2:48

at South Florida

1st	5:07	Bentavious Thompson - 27 yard run (Daniel Obarski kick)	8 plays	75 yards	2:30
1st	0:25	Jake Hescocock - 1 yard pass from Dillon Gabriel (Daniel Obarski kick)	11 plays	78 yards	3:31
2nd	13:09	Jacob Harris - 20 yard pass from Dillon Gabriel (Daniel Obarski kick)	2 plays	71 yards	0:23
2nd	6:14	Jacob Harris - 25 yard pass from Dillon Gabriel (Daniel Obarski kick)	7 plays	49 yards	1:34
2nd	0:09	Daniel Obarski - 23 yard field goal	10 plays	69 yards	2:20
3rd	6:32	Jacob Harris - 47 yard pass from Dillon Gabriel (Daniel Obarski kick)	4 plays	69 yards	1:25
3rd	1:13	Dillon Gabriel - 12 yard run (Daniel Obarski kick)	4 plays	45 yards	1:06
4th	6:34	Greg McCrae - 20 yard run (Daniel Obarski kick)	5 plays	40 yards	2:27
4th	1:40	Bentavious Thompson - 2 yard run (Daniel Obarski kick failed)	6 plays	34 yards	3:51





OFFENSIVE STARTERS

Opp.	WR	LT	LG	C	RG	RT	TE/WR/RB	RB/WR	WR	QB	RB	PK
Ga. Tech	Robinson	Collins	Jackson	Lee	Pauole	Tatum	Hescock	Williams	Nixon	Gabriel	Anderson	Obarski
ECU	Robinson	Collins	Schneider	Lee	Pauole	Jackson	O'Keefe	Williams	Harris	Gabriel	Anderson	Obarski
Tulsa	Robinson	Collins	Schneider	Lee	Jackson	Tatum	O'Keefe	Williams	Harris	Gabriel	McCrae	Obarski
Memphis	Robinson	Collins	Schneider	Lee	Pauole	Jackson	Hescock	Williams	Harris	Gabriel	Anderson	Obarski
Tulane	Robinson	Collins	Schneider	Lee	Pauole	Jackson	O'Keefe	Williams	Credle	Gabriel	McCrae	Obarski
Houston	Robinson	Collins	Schneider	Lee	Pauole	Jackson	Hescock	Williams	Harris	Gabriel	McCrae	Obarski
Temple	Robinson	Collins	Schneider	Lee	Pauole	Tatum	Hescock	Williams	Harris	Gabriel	McCrae	Obarski
Cincinnati	Robinson	Collins	Schneider	Lee	Pauole	Tatum	O'Keefe	Williams	Nixon	Gabriel	Anderson	Obarski
South Florida	Robinson	Collins	Schneider	Lee	Pauole	Jackson	O'Keefe	Harris	Nixon	Gabriel	McCrae	Obarski

DEFENSIVE STARTERS

Opp.	DE	DT	DT	DE	LB	LB	OLB/Nick	CB	S	S	CB	P
Ga. Tech	Charlton	Turnier	Montalvo	Zayas	Mitchell	Gilyard	Robinson	Maxwell	Grant	Collier	Thornton	Osteen
ECU	Charlton	Turnier	Montalvo	Zayas	Mitchell	Gilyard	Robinson	Maxwell	Grant	Collier	Thornton	Osteen
Tulsa	DeLoach	Turnier	Montalvo	Celiscar	Mitchell	Gilyard	Robinson	Maxwell	McMillian	Collier	Thornton	Osteen
Memphis	Charlton	Turnier	Montalvo	Celiscar	Mitchell	Bethune	Robinson	Hodges	Grant	Collier	Thornton	Osteen
Tulane	Charlton	Goode	Montalvo	Zayas	Mitchell	Gilyard	Robinson	Brown	Grant	Collier	Thornton	Osteen
Houston	Woodson	Goode	Montalvo	Zayas	Bethune	Gilyard	Robinson	Brown	Grant	Gainous	Thornton	Osteen
Temple	Woodson	Hancock	Montalvo	Morris-Brash	Bethune	Gilyard	Jean-Baptiste	Robinson	Grant	Gainous	Thornton	Osteen
Cincinnati	Woodson	Hancock	Montalvo	Morris-Brash	Bethune	Gilyard	Robinson	Brown	Grant	Gainous	Thornton	Osteen
South Florida	Woodson	Hancock	Montalvo	Morris-Brash	Bethune	Gilyard	Robinson	Brown	Grant	Gainous	Thornton	Osteen

SEASON/CAREER STARTS

Player	2020	Career	Player	2020	Career
Otis Anderson:	4	24	Dyllon Lester:	--	1
Tatum Bethune:	5	5	Zamari Maxwell:	3	9
Parker Boudreaux:	--	13	Greg McCrae:	5	11
Davonte Brown:	4	4	Jermaine McMillian:	1	1
Josh Celiscar:	2	2	McKenzie Milton:	--	33
Edward Collins:	9	12	Anthony Montalvo:	9	16
Ja'Cyais Credle:	1	1	Brandon Moore:	--	21
Chris DeLoach:	1	2	Tre'mon Morris-Brash:	3	3
Dillon Gabriel:	9	21	Tre Nixon:	3	29
Derek Gainous:	4	5	Ryan O'Keefe:	5	5
Eriq Gilyard:	8	22	Lokahi Pauole:	8	8
Cam Goode:	2	2	Aaron Robinson:	9	19
Richie Grant:	8	33	Jaylon Robinson:	9	9
Noah Hancock:	3	6	Cole Schneider:	8	33
Jacob Harris:	6	10	Marcus Tatum:	4	4
Jake Hescock:	4	11	Corey Thornton:	9	9
Justin Hodges:	1	1	Marlon Williams:	8	16
Samuel Jackson:	6	16	Landon Woodson:	4	4
Jeremiah Jean-Baptiste:	1	1	Stephon Zayas:	4	13
Matthew Lee:	9	9			





PASSING CAREER HIGHS

PLAYER	COMPLETIONS	ATTEMPTS	YARDS	TOUCHDOWNS
Gabriel, Dillon	34 (at Memphis, 10/17/20)	51 (Tulsa, 10/3/20)	601 (at Memphis, 10/17/20)	5 (2x, last Tulane, 10/24/20)
Jones, Quadry	2 (Florida A&M, 8/29/19)	2 (2x, last Temple, 11/14/20)	61 (Florida A&M, 8/29/19)	1 (2x, last Florida A&M, 8/29/19)
Milton, McKenzie	29 (2x, last vs USF, 11/24/17)	51 (Tulsa, 11/19/16)	494 (Memphis, 12/2/17)	5 (3x, last at UConn, 8/30/18)
Williams, Marlon	1 (vs. LSU, 1/1/19)	1 (2x, last ECU, 10/19/19)	23 (vs. LSU, 1/1/19)	---

RUSHING CAREER HIGHS

PLAYER	ATTEMPTS	YARDS	TOUCHDOWNS
Anderson, Otis	18 (3x, last at Memphis, 10/17/20)	205 (at Temple, 10/26/19)	2 (2x, last SMU, 10/6/18)
Coles, Trillion	12 (Florida A&M, 8/29/19)	47 (2x, last UConn, 9/28/19)	---
Gabriel, Dillon	12 (3x, last Tulane, 10/24/20)	58 (at Tulane, 11/23/19)	1 (6x, last at South Florida, 11/27/20)
Good, Damarius	2 (2x, last Temple, 11/14/20)	21 (at Georgia Tech, 9/19/20)	---
Harvey, RJ	2 (Temple, 11/14/20)	3 (Temple, 11/14/20)	---
Jones, Quadry	3 (Temple, 11/14/20)	30 (Temple, 11/14/20)	---
McCrae, Greg	25 (2x, last at S. Florida, 11/27/20)	188 (Temple, 11/1/18)	3 (at USF, 11/23/18)
Milton, McKenzie	19 (Maryland, 9/17/16)	116 (vs. Auburn, 1/1/18)	3 (FAU, 9/21/18)
Richardson, Johnny	5 (Tulsa, 10/3/20)	41 (at ECU, 9/26/20)	1 (at ECU, 9/26/20)
Schneider, Cole	1 (Tulsa, 10/3/20)	1 (Tulsa, 10/3/20)	1 (Tulsa, 10/3/20)
Thompson, Bentavious	16 (at South Florida, 11/27/20)	110 (at South Florida, 11/27/20)	2 (3x, last at South Florida, 11/27/20)
Williams, Marlon	2 (SC State, 9/8/18)	47 (Cincinnati, 10/7/17)	---

RECEIVING CAREER HIGHS

PLAYER	RECEPTIONS	YARDS	TOUCHDOWNS
Ahmad, Ke'von	1 (Florida A&M, 8/29/19)	15 (Florida A&M, 8/29/19)	---
Anderson, Otis	7 (ECU, 10/14/17)	76 (ECU, 10/14/17)	1 (8x, last vs. Marshall, 12/23/19)
Baker, Jarrad	1 (UConn, 9/28/19)	10 (UConn, 9/28/19)	---
Credle, Ja'Cyais	2 (2x, last Tulsa, 10/3/20)	28 (Tulsa, 10/3/20)	---
Good, Damarius	2 (Tulsa, 10/3/20)	22 (Tulsa, 10/3/20)	---
Harris, Alex	3 (2x, last UConn, 9/28/19)	47 (Austin Peay, 10/28/17)	1 (Florida A&M, 8/29/19)
Harris, Jacob	5 (2x, last at South Florida, 11/27/20)	110 (at South Florida, 11/27/20)	3 (at South Florida, 11/27/20)
Hescock, Jake	4 (Stanford, 9/14/19)	47 (Stanford, 9/14/19)	1 (6x, last at South Florida, 11/27/20)
Johnson, Amari	2 (2x, last Tulsa, 10/3/20)	67 (Florida A&M, 8/29/19)	1 (Florida A&M, 8/29/19)
McCrae, Greg	4 (2x, last at South Florida, 11/27/20)	36 (at UConn, 8/30/18)	1 (at UConn, 8/30/18)
Nixon, Tre	7 (at Pittsburgh, 9/21/19)	136 (at Pittsburgh, 9/21/19)	2 (3x, last at Georgia Tech, 9/19/20)
O'Keefe, Ryan	4 (at Memphis, 10/17/20)	175 (at Memphis, 10/17/20)	2 (at Houston, 10/31/20)
Robinson, Jaylon	10 (at Memphis, 10/17/20)	173 (at Memphis, 10/17/20)	2 (2x, last at Memphis, 10/17/20)
Thompson, Bentavious	2 (ECU, 10/19/19)	10 (Florida A&M, 8/29/19)	---
Williams, Marlon	13 (2x, last at Memphis, 10/17/20)	191 (at Memphis, 10/17/20)	3 (Tulane, 10/24/20)

KICKING CAREER HIGHS

PLAYER	FG ATTEMPTED	FG MADE	PUNTS	YARDS
Obarski, Daniel	4 (at Houston, 10/31/20)	3 (2x, last at Houston, 10/31/20)	---	---
Osteen, Andrew	---	---	7 (2x, last Tulsa, 10/3/20)	327 (Tulsa, 10/3/20)

RETURN CAREER HIGHS

PLAYER	KO RETURNS	YARDS	PUNT RETURNS	YARDS
Anderson, Otis	1 (2x, last Houston, 11/2/19)	-1 (at FAU, 9/7/19)	6 (Florida A&M, 8/29/19)	87 (at Pitt, 9/21/19)
Grant, Richie	1 (3x, last APSU, 10/28/17)	22 (at Navy, 10/21/17)	1 (SC State, 9/8/18)	13 (SC State, 9/8/18)
Johnson, Amari	---	---	2 (at South Florida, 11/27/20)	24 (at South Florida, 11/27/20)
McCrae, Greg	1 (4x, last FAU, 9/21/18)	31 (UConn, 11/11/17)	---	---
O'Keefe, Ryan	3 (Temple, 11/14/20)	74 (Temple, 11/14/20)	---	---
Richardson, Johnny	4 (Tulsa, 10/3/20)	77 (Tulsa, 10/3/20)	---	---
Thompson, Bentavious	1 (3x, last S. Florida, 11/29/19)	27 (Temple, 11/1/18)	---	---
Williams, Marlon	3 (Navy, 11/10/18)	45 (Navy, 11/10/18)	2 (2x, last at ECU, 9/26/20)	11 (2x, last vs. Marshall, 12/23/19)





DEFENSIVE CAREER HIGHS

PLAYER	TACKLES	SACKS	TACKLES FOR LOSS	INTERCEPTIONS
Bethune, Tatum	11 (at Memphis, 10/17/20)	1.0 (Cincinnati, 11/21/20)	2.5 (Cincinnati, 11/21/20)	1 (Temple, 11/14/20)
Brown, Davonte	4 (2x, last Tulane, 10/24/20)	---	1.0 (Cincinnati, 11/21/20)	---
Bullard, Quadric	5 (at ECU, 9/26/20)	---	---	---
Burns, Derek	1 (Tulane, 10/24/20)	---	---	---
Celiscar, Josh	4 (at South Florida, 11/27/20)	1.0 (2x, last Temple, 11/14/20)	1.5 (Tulsa, 10/3/20)	1 (at Georgia Tech, 9/19/20)
Choute, Kervins	1 (2x, last Temple, 11/14/20)	1.0 (Temple, 11/14/20)	1.0 (Temple, 11/14/20)	---
DeLoach, Chris	3 (2x, last Houston, 11/2/19)	---	1.5 (Florida A&M, 8/29/19)	---
Gainous, Derek	9 (at Houston, 10/31/20)	---	---	1 (Tulane, 10/24/20)
Gilyard, Eriq	12 (3x, last Temple, 11/14/20)	1.0 (Temple, 11/14/20)	3.0 (Temple, 11/14/20)	1 (2x, last at Houston, 10/31/20)
Goode, Cam	4 (Temple, 11/14/20)	1.0 (3x, last Temple, 11/14/20)	1.0 (7x, last at S. Florida, 11/27/20)	---
Grant, Richie	16 (2x, last Cincinnati, 11/21/20)	1.0 (at Houston, 10/31/20)	1.5 (Cincinnati, 11/21/20)	1 (10x, last at Houston, 10/31/20)
Hancock, Noah	4 (2x, last Cincinnati, 11/21/20)	1.0 (2x, last at Houston, 10/31/20)	2.0 (Houston, 11/2/19)	---
Hester, Keenan	2 (at South Florida, 11/27/20)	1.0 (at ECU, 9/26/20)	1.0 (at ECU, 9/26/20)	---
Hodges, Justin	2 (at South Florida, 11/27/20)	---	1.0 (at South Florida, 11/27/20)	---
Jean-Baptiste, J.	8 (at South Florida, 11/27/20)	---	2.0 (UConn, 9/28/19)	---
Lester, Dyllon	4 (at Pitt, 9/21/19)	---	---	---
Maxwell, Zamari	9 (ECU, 10/19/19)	---	1.0 (2x, last at Memphis, 10/17/20)	---
McMillian, Jermaine	3 (3x, last at Houston, 10/31/20)	---	1.0 (SMU, 10/6/18)	---
Montalvo, Anthony	5 (at Pitt, 9/21/19)	1.0 (4x, last Tulane, 10/24/20)	1.0 (6x, last at S. Florida, 11/27/20)	---
Moore, Brandon	7 (FAU, 9/21/18)	---	1.0 (3x, last FAU, 9/21/18)	1 (2x, last vs. LSU, 1/1/19)
Morris-Brash, T.	6 (3x, last Cincinnati, 11/21/20)	2.0 (at South Florida, 11/27/20)	2.0 (4x, last at S. Florida, 11/27/20)	---
Mosier, Quade	4 (at ECU, 9/26/20)	---	---	---
Powell, Jon	3 (2x, last UConn, 9/28/19)	---	---	---
Robinson, Aaron	8 (2x, last Tulsa, 10/3/20)	---	2.0 (Houston, 11/2/19)	2 (at Temple, 10/26/19)
Swenson, Alex	1 (3x, last at Temple, 10/26/19)	---	---	---
Thornton, Corey	7 (at South Florida, 11/27/20)	---	---	---
Wilson, Divaad	4 (3x, last at S. Florida, 11/27/20)	---	1.0 (vs. Texas, 1/1/19)	1 (Notre Dame, 9/21/19)
Woodson, Landon	7 (at South Florida, 11/27/20)	3.0 (at South Florida, 11/27/20)	3.0 (at South Florida, 11/27/20)	---
Zayas, Stephon	4 (ECU, 10/19/19)	1.0 (at FAU, 9/7/19)	1.0 (3x, last at ECU, 9/26/20)	1 (at Georgia Tech, 9/19/20)





CAREER STATISTICS

Ke'von Ahmad • r-Sophomore • Wide Receiver

RECEIVING	g	rec	yards	td	long	rec/g	avg/c	avg/g
2018	4	0	0	0	0	0.0	0.0	0.0
2019	6	1	15	0	15	0.2	15.0	2.5
2020	7	0	0	0	0	0.0	0.0	0.0
TOTAL	17	1	15	0	15	0.1	15.0	0.9

Otis Anderson • Senior • Wide Receiver/Running Back

RUSHING	g	att	yards	td	long	avg/c	avg/g
2017	12	69	494	4	65	7.2	41.2
2018	12	51	275	4	30	5.4	22.9
2019	13	113	726	5	54	6.4	55.8
2020	8	109	614	4	49	5.6	76.8
TOTAL	45	342	2109	17	65	6.2	46.9

RECEIVING	g	rec	yards	td	long	rec/g	avg/c	avg/g
2017	12	30	351	3	41	2.5	11.7	29.2
2018	12	16	230	3	57	1.3	14.4	19.2
2019	13	31	365	3	58	2.4	11.8	28.1
2020	8	12	68	0	12	1.5	5.7	8.5
TOTAL	45	89	1014	9	58	2.0	11.4	22.5

PUNT RETURNS	g	no.	yards	td	long	avg/r	avg/g
2017	12	0	0	0	0	0.0	0.0
2018	12	15	178	0	48	11.9	14.8
2019	13	21	277	1	87	13.2	21.3
2020	8	3	23	0	11	7.7	2.9
TOTAL	45	39	478	1	87	12.3	10.6

ALL PURPOSE	g	rush	rcv	pr	kr	ir	total	avg/g
2017	12	494	351	0	0	0	845	70.4
2018	12	275	230	178	0	0	683	56.9
2019	13	726	365	277	23	0	1391	107.0
2020	8	614	68	23	0	0	705	88.1
TOTAL	45	2109	1014	478	23	0	3624	80.5

Tatum Bethune • Sophomore • Linebacker

INTERCEPTIONS	g	no.	yards	td	long	avg/r	avg/g
2019	13	0	0	0	0	0.0	0.0
2020	9	1	6	0	6	6.0	0.7
TOTAL	22	1	6	0	6	6.0	0.3

TACKLES	g	ua	a	total	tfl	pd	ff	fr	blk	qbh
2019	13	15	5	20	0.5	1	1	0	0	1
2020	9	26	26	52	6.0	3	0	0	0	1
TOTAL	22	41	31	72	6.5	4	1	0	0	2

SACKS	g	ua	a	total	yards
2019	13	0	0	0.0	0
2020	9	1	1	1.5	6
TOTAL	22	1	1	1.5	6

Davonte Brown • Freshman • Defensive Back

TACKLES	g	ua	a	total	tfl	pd	ff	fr	blk	qbh
2020	9	13	4	17	1.0	1	0	0	0	0
TOTAL	9	13	4	17	1.0	1	0	0	0	0

Quadric Bullard • Freshman • Defensive Back

TACKLES	g	ua	a	total	tfl	pd	ff	fr	blk	qbh
2020	9	8	3	11	0.0	0	0	0	0	0
TOTAL	9	8	3	11	0.0	0	0	0	0	0

Derek Burns • r-Freshman • Linebacker

TACKLES	g	ua	a	total	tfl	pd	ff	fr	blk	qbh
2020	8	1	0	1	0.0	0	0	0	0	0
TOTAL	8	1	0	1	0.0	0	0	0	0	0

Josh Celiscar • Freshman • Defensive Line

INTERCEPTIONS	g	no.	yards	td	long	avg/r	avg/g
2020	9	1	9	0	9	9.0	1.0
TOTAL	9	1	9	0	9	9.0	1.0

TACKLES	g	ua	a	total	tfl	pd	ff	fr	blk	qbh
2020	9	7	7	14	3.5	2	1	1	0	1
TOTAL	9	7	7	14	3.5	2	1	1	0	1

SACKS	g	ua	a	total	yards
2020	9	2	0	2.0	12
TOTAL	9	2	0	2.0	12

Kervins Choute • Freshman • Defensive Lineman

TACKLES	g	ua	a	total	tfl	pd	ff	fr	blk	qbh
2020	4	2	0	2	1.0	0	0	0	0	0
TOTAL	4	2	0	2	1.0	0	0	0	0	0

SACKS	g	ua	a	total	yards
2020	4	1	0	1.0	2
TOTAL	4	1	0	1.0	2

Ja'Cyais Credle • Freshman • Wide Receiver

RECEIVING	g	rec	yards	td	long	rec/g	avg/c	avg/g
2020	9	6	54	0	19	0.7	9.0	6.0
TOTAL	9	6	54	0	19	0.7	9.0	6.0

Christopher DeLoach • r-Senior • Defensive Lineman

TACKLES	g	ua	a	total	tfl	pd	ff	fr	blk	qbh
2019	13	4	8	12	2.0	1	0	0	1	1
2020	9	4	4	8	1.0	0	2	1	0	1
TOTAL	22	8	12	20	3.0	1	2	1	1	2

Dillon Gabriel • Sophomore • Quarterback

RUSHING	g	att	yards	td	long	avg/c	avg/g
2019	13	71	78	4	22	1.1	6.0
2020	9	66	138	2	28	2.1	15.3
TOTAL	22	137	216	6	28	1.6	9.8

PASSING	g	cmp-att-int	yards	td	long	pct	avg/p	avg/g	effic
2019	13	236-398-7	3653	29	75	59.3	9.2	281.0	156.9
2020	9	227-368-4	3353	30	93	61.7	9.1	372.6	162.9
TOTAL	22	463-766-11	7006	59	93	60.4	9.1	318.5	159.8

TOTAL OFFENSE	g	rush	pass	total	avg/g
2019	13	78	3653	3731	287.0
2020	9	138	3353	3491	387.9
TOTAL	22	216	7006	7222	328.3

Derek Gainous • Junior • Defensive Back

INTERCEPTIONS	g	no.	yards	td	long	avg/r	avg/g
2018	11	0	0	0	0	0.0	0.0
2019	13	0	0	0	0	0.0	0.0
2020	9	1	0	0	0	0.0	0.0
TOTAL	33	1	0	0	0	0.0	0.0

TACKLES	g	ua	a	total	tfl	pd	ff	fr	blk	qbh
2018	11	2	1	3	0.0	0	0	0	0	0
2019	13	7	10	17	0.0	0	0	0	0	0
2020	9	33	13	46	0.0	2	1	0	0	0
TOTAL	33	42	24	66	0.0	2	1	0	0	0





Eriq Gilyard • Junior • Linebacker

INTERCEPTIONS	g	no.	yards	td	long	avg/r	avg/g			
2018	11	0	0	0	0	0.0	0.0			
2019	13	1	14	0	14	14.0	1.1			
2020	8	1	16	0	16	16.0	2.0			
TOTAL	32	2	30	0	16	15.0	0.9			

TACKLES	g	ua	a	total	tfl	pd	ff	fr	blk	qbh
2018	11	20	18	38	5.0	0	0	0	0	2
2019	13	41	36	77	5.0	1	0	0	0	3
2020	8	32	25	57	8.5	1	3	2	0	1
TOTAL	32	93	79	172	18.5	2	3	2	0	6

SACKS	g	ua	a	total	yards
2018	11	0	0	0.0	0
2019	13	0	0	0.0	0
2020	8	1	0	1.0	7
TOTAL	32	1	0	1.0	7

Damarius Good • r-Freshman • Running Back

RUSHING	g	att	yards	td	long	avg/c	avg/g			
2020	9	4	24	0	13	6.0	2.7			
TOTAL	9	4	24	0	13	6.0	2.7			

RECEIVING	g	rec	yards	td	long	rec/g	avg/c	avg/g
2020	9	2	22	0	13	0.2	11.0	2.4
TOTAL	9	2	22	0	13	0.2	11.0	2.4

Cam Goode • r-Sophomore • Defensive Line

TACKLES	g	ua	a	total	tfl	pd	ff	fr	blk	qbh
2019	10	2	7	9	0.5	0	0	0	0	5
2020	9	11	6	17	7.5	0	0	0	0	3
TOTAL	19	13	13	26	8.0	0	0	0	0	8

SACKS	g	ua	a	total	yards
2019	10	0	0	0.0	0
2020	9	3	0	3.0	16
TOTAL	19	3	0	3.0	16

Richie Grant • r-Senior • Defensive Back

INTERCEPTIONS	g	no.	yards	td	long	avg/r	avg/g			
2017	13	0	0	0	0	0.0	0.0			
2018	13	6	40	0	25	6.7	3.1			
2019	12	1	39	1	39	39.0	3.2			
2020	9	3	25	0	25	8.3	2.8			
TOTAL	47	10	104	1	39	10.4	2.2			

TACKLES	g	ua	a	total	tfl	pd	ff	fr	blk	qbh
2017	13	25	7	32	1.0	2	1	0	0	0
2018	13	69	40	109	3.0	9	3	1	0	0
2019	12	47	31	78	4.0	9	1	0	0	0
2020	9	49	23	72	3.5	9	2	2	0	1
TOTAL	47	190	101	291	11.5	29	7	3	0	1

SACKS	g	ua	a	total	yards
2017	13	0	0	0.0	0
2018	13	0	0	0.0	0
2019	12	0	0	0.0	0
2020	9	1	0	1.0	3
TOTAL	47	1	0	1.0	3

Noah Hancock • r-Senior • Defensive Lineman

TACKLES	g	ua	a	total	tfl	pd	ff	fr	blk	qbh
2019	12	4	7	11	3.5	1	0	0	0	0
2020	9	5	7	12	1.5	0	0	0	1	2
TOTAL	21	9	14	23	5.0	1	0	0	1	2

SACKS	g	ua	a	total	yards
2019	12	1	1	1.5	11
2020	9	1	0	1.0	9
TOTAL	21	2	1	2.5	20

Jacob Harris • r-Senior • Wide Receiver

RECEIVING	g	rec	yards	td	long	rec/g	avg/c	avg/g
2018	13	0	0	0	0	0.0	0.0	0.0
2019	13	19	448	1	74	1.5	23.6	34.5
2020	9	26	472	7	55	2.9	18.2	52.4
TOTAL	35	45	920	8	74	1.3	20.4	26.3

RJ Harvey • r-Freshman • Running Back

RUSHING	g	att	yards	td	long	avg/c	avg/g
2020	5	3	3	0	2	1.0	0.6
TOTAL	5	3	3	0	2	1.0	0.6

Jake Hescock • r-Senior • Tight End

RECEIVING	g	rec	yards	td	long	rec/g	avg/c	avg/g
2018	13	2	13	1	9	0.2	6.5	1.0
2019	12	9	87	2	20	0.8	9.7	7.2
2020	9	9	49	3	11	1.0	5.4	5.4
TOTAL	34	20	149	6	20	0.6	7.4	4.4

Keenan Hester • r-Freshman • Defensive Lineman

TACKLES	g	ua	a	total	tfl	pd	ff	fr	blk	qbh
2020	8	3	1	4	1.0	0	0	1	0	0
TOTAL	8	3	1	4	1.0	0	0	1	0	0

SACKS	g	ua	a	total	yards
2020	8	1	0	1.0	7
TOTAL	8	1	0	1.0	7

Justin Hodges • Freshman • Defensive Back

TACKLES	g	ua	a	total	tfl	pd	ff	fr	blk	qbh
2020	7	3	0	3	1.0	4	0	0	0	0
TOTAL	7	3	0	3	1.0	4	0	0	0	0

Jeremiah Jean-Baptiste • Sophomore • Linebacker

TACKLES	g	ua	a	total	tfl	pd	ff	fr	blk	qbh
2019	13	11	1	12	2.0	1	0	0	0	0
2020	9	26	9	35	0.5	0	0	0	0	0
TOTAL	22	37	10	47	2.5	1	0	0	0	0

Amari Johnson • Sophomore • Wide Receiver

RECEIVING	g	rec	yards	td	long	rec/g	avg/c	avg/g
2019	7	2	67	1	49	0.3	33.5	9.6
2020	8	3	26	0	13	0.4	8.7	3.2
TOTAL	15	5	93	1	49	0.3	18.6	6.2

Quadry Jones • r-Sophomore • Quarterback

RUSHING	g	att	yards	td	long	avg/c	avg/g			
2018	1	0	0	0	0	0.0	0.0			
2019	3	5	-15	0	6	-3.0	-5.0			
2020	2	3	30	0	18	10.0	15.0			
TOTAL	6	8	15	0	18	1.9	2.5			

PASSING	g	cmp-att-int	yards	td	long	pct	avg/p	avg/g	effic
2018	1	1-1-0	42	1	42	100.0	42.0	42.0	782.8
2019	3	3-3-0	78	1	49	100.0	26.0	26.0	428.4
2020	2	1-2-0	4	0	4	50.0	2.0	2.0	66.8
TOTAL	6	5-6-0	124	2	49	83.3	20.7	20.7	366.9





Dyllon Lester • r-Sophomore • Defensive Back

TACKLES	g	ua	a	total	tfl	pd	ff	fr	blk	qbh
2018	3	1	0	1	0.0	0	0	0	0	0
2019	13	9	2	11	0.0	2	0	0	0	1
2020	9	10	3	13	0.0	0	1	1	0	0
TOTAL	25	20	5	25	0.0	2	1	1	0	1

Zamari Maxwell • r-Junior • Defensive Back

TACKLES	g	ua	a	total	tfl	pd	ff	fr	blk	qbh
2018	12	0	2	2	0.0	0	0	0	0	0
2019	13	14	8	22	1.0	4	0	0	0	0
2020	9	15	2	17	1.0	2	0	0	0	0
TOTAL	34	29	12	41	2.0	6	0	0	0	0

Greg McCrae • Senior • Running Back

RUSHING	g	att	yards	td	long	avg/c	avg/g
2017	13	26	151	2	20	5.8	11.6
2018	13	133	1182	10	74	8.9	90.9
2019	10	98	529	7	73	5.4	52.9
2020	9	131	681	9	54	5.2	75.7
TOTAL	45	388	2543	28	74	6.6	56.5

RECEIVING	g	rec	yards	td	long	rec/g	avg/c	avg/g
2017	13	2	13	0	8	0.2	6.5	1.0
2018	13	8	116	1	36	0.6	14.5	8.9
2019	10	9	64	0	15	0.9	7.1	6.4
2020	9	12	85	0	15	1.3	7.1	9.4
TOTAL	45	31	278	1	36	0.7	9.0	6.2

Jermaine McMillian • r-Sophomore • Defensive Back

TACKLES	g	ua	a	total	tfl	pd	ff	fr	blk	qbh
2018	10	8	2	10	1.0	1	0	0	0	0
2019	4	0	1	1	0.0	0	0	0	0	0
2020	9	6	8	14	0.0	0	0	0	0	0
TOTAL	23	14	11	25	1.0	1	0	0	0	0

Anthony Montalvo • r-Junior • Defensive Line

TACKLES	g	ua	a	total	tfl	pd	ff	fr	blk	qbh
2018	7	3	1	4	1.0	0	0	0	0	0
2019	13	13	11	24	5.0	0	0	0	0	2
2020	9	12	10	22	2.5	1	0	1	0	4
TOTAL	29	28	22	50	8.5	1	0	1	0	6

SACKS	g	ua	a	total	yards
2018	7	1	0	1.0	11
2019	13	2	0	2.0	27
2020	9	1	0	1.0	1
TOTAL	29	4	0	4.0	39

Tre'mon Morris-Brash • Sophomore • Defensive Line

TACKLES	g	ua	a	total	tfl	pd	ff	fr	blk	qbh
2019	13	14	11	25	9.0	0	1	1	0	3
2020	9	18	7	25	6.0	0	0	1	0	1
TOTAL	22	32	18	50	15.0	0	1	2	0	4

SACKS	g	ua	a	total	yards
2019	13	3	0	3.0	23
2020	9	3	1	3.5	23
TOTAL	22	6	1	6.5	46

Quade Mosier • Freshman • Linebacker

TACKLES	g	ua	a	total	tfl	pd	ff	fr	blk	qbh
2020	9	2	2	4	0.0	0	0	0	0	0
TOTAL	9	2	2	4	0.0	0	0	0	0	0

Tre Nixon • r-Senior • Wide Receiver

RECEIVING	g	rec	yards	td	long	rec/g	avg/c	avg/g
2018	13	40	562	4	47	3.1	14.1	43.2
2019	13	49	830	7	53	3.8	16.9	63.8
2020	3	14	212	2	51	4.7	15.1	70.7
TOTAL	29	103	1604	13	53	3.6	15.6	55.3

Ryan O'Keefe • Sophomore • Wide Receiver

RECEIVING	g	rec	yards	td	long	rec/g	avg/c	avg/g
2019	13	7	74	0	17	0.5	10.6	5.7
2020	9	19	383	3	93	2.1	20.2	42.6
TOTAL	22	26	457	3	93	1.2	17.6	20.8

KICK RETURNS	g	no.	yards	td	long	avg/r	avg/g
2019	13	0	0	0	0	0.0	0.0
2020	9	8	186	0	52	23.2	20.7
TOTAL	22	8	186	0	52	23.2	8.5

Daniel Obarski • r-Freshman • Placekicker

Scoring	g	td	rush	rcv	ret	pat	2pat	fg	total	av/g
2019	13	0	0	0	0	2	0	0	2	0.2
2020	9	0	0	0	0	44	0	11	77	8.6
TOTAL	22	0	0	0	0	46	0	11	79	3.6

Field Goals	g	made	att	long	pct
2019	13	0	0	0	0.0
2020	9	11	16	38	68.8
TOTAL	22	11	16	38	68.8

Andrew Osteen • r-Sophomore • Punter

PUNTING	g	no.	yards	long	avg
2019	13	57	2408	71	42.2
2020	9	35	1552	57	44.3
TOTAL	22	92	3960	71	43.0

Jon Powell • r-Junior • Defensive Back

TACKLES	g	ua	a	total	tfl	pd	ff	fr	blk	qbh
2018	12	8	2	10	0.0	0	0	0	0	0
2019	13	5	2	7	0.0	0	0	0	0	0
2020	7	2	1	3	0.0	0	0	0	0	0
TOTAL	32	15	5	20	0.0	0	0	0	0	0

Johnny Richardson • Freshman • Running Back

RUSHING	g	att	yards	td	long	avg/c	avg/g
2020	7	11	65	1	31	5.9	9.3
TOTAL	7	11	65	1	31	5.9	9.3

KICK RETURNS	g	no.	yards	td	long	avg/r	avg/g
2020	7	4	77	0	26	19.2	11.0
TOTAL	7	4	77	0	26	19.2	11.0

Aaron Robinson • r-Senior • Defensive Back

INTERCEPTIONS	g	no.	yards	td	long	avg/r	avg/g
2018	7	0	0	0	0	0.0	0.0
2019	13	3	40	0	40	13.3	3.1
2020	9	0	0	0	0	0.0	0.0
TOTAL	29	3	40	0	40	13.3	1.4

TACKLES	g	ua	a	total	tfl	pd	ff	fr	blk	qbh
2018	7	8	1	9	0.0	1	0	0	0	0
2019	13	38	16	54	5.5	13	1	0	0	1
2020	9	31	10	41	1.0	7	1	1	0	0
TOTAL	29	77	27	104	6.5	21	2	1	0	1

Jaylon Robinson • r-Sophomore • Wide Receiver

RECEIVING	g	rec	yards	td	long	rec/g	avg/c	avg/g
2018	2	3	28	0	11	1.5	9.3	14.0
2020	9	51	935	5	70	5.7	18.3	103.9
TOTAL	11	54	963	5	70	4.9	17.8	87.5





Bentavious Thompson • r-Junior • Running Back

RUSHING	g	att	yards	td	long	avg/c	avg/g
2018	13	29	150	0	15	5.2	11.5
2019	13	87	604	8	45	6.9	46.5
2020	8	70	369	5	32	5.3	46.1
TOTAL	34	186	1123	13	45	6.0	33.0

RECEIVING	g	rec	yards	td	long	rec/g	avg/c	avg/g
2018	13	0	0	0	0	0.0	0.0	0.0
2019	13	5	25	0	10	0.4	5.0	1.9
2020	8	3	12	0	7	0.4	4.0	1.5
TOTAL	34	8	37	0	10	0.2	4.6	1.1

Corey Thornton • Freshman • Defensive Back

INTERCEPTIONS	g	no.	yards	td	long	avg/r	avg/g
2020	9	1	0	0	0	0.0	0.0
TOTAL	9	1	0	0	0	0.0	0.0

TACKLES	g	ua	a	total	tfl	pd	ff	fr	blk	qbh
2020	9	18	3	21	0.0	3	0	0	0	0
TOTAL	9	18	3	21	0.0	3	0	0	0	0

Divaad Wilson • r-Sophomore • Defensive Back

TACKLES	g	ua	a	total	tfl	pd	ff	fr	blk	qbh
2018	1	2	2	4	1.0	1	0	0	0	0
2019	13	18	6	24	0.0	2	1	1	0	1
2020	4	6	2	8	0.0	1	1	0	0	0
TOTAL	18	26	10	36	1.0	4	2	1	0	1

INTERCEPTIONS	g	no.	yards	td	long	avg/r	avg/g
2018	1	0	0	0	0	0.0	0.0
2019	13	1	11	0	11	11.0	0.8
2020	4	0	0	0	0	0.0	0.0
TOTAL	18	1	11	0	11	11.0	0.6

Landon Woodson • r-Freshman • Defensive Line

TACKLES	g	ua	a	total	tfl	pd	ff	fr	blk	qbh
2019	11	9	6	15	3.5	0	0	0	0	2
2020	7	14	9	23	5.5	2	0	0	0	0
TOTAL	18	23	15	38	9.0	2	0	0	0	2

SACKS	g	ua	a	total	yards
2019	11	2	0	2.0	15
2020	7	3	0	3.0	25
TOTAL	18	5	0	5.0	40

Stephon Zayas • r-Sophomore • Defensive Line

INTERCEPTIONS	g	no.	yards	td	long	avg/r	avg/g
2018	4	0	0	0	0	0.0	0.0
2019	13	0	0	0	0	0.0	0.0
2020	8	1	0	0	0	0.0	0.0
TOTAL	25	1	0	0	0	0.0	0.0

TACKLES	g	ua	a	total	tfl	pd	ff	fr	blk	qbh
2018	4	5	0	5	1.0	0	0	0	0	1
2019	13	9	9	18	1.0	0	1	1	0	1
2020	8	4	5	9	1.0	2	0	0	0	0
TOTAL	25	18	14	32	3.0	2	1	1	0	2

SACKS	g	ua	a	total	yards
2018	4	0	0	0.0	0
2019	13	1	0	1.0	5
2020	8	0	0	0.0	0
TOTAL	25	1	0	1.0	5





UCF Football
UCF Overall Team Statistics (as of Dec 02, 2020)
All games

Team Statistics	UCF	OPP
SCORING	399	283
Points Per Game	44.3	31.4
Points Off Turnovers	90	45
FIRST DOWNS	255	242
Rushing	111	99
Passing	130	125
Penalty	14	18
RUSHING YARDAGE	1913	1712
Yards gained rushing	2121	2005
Yards lost rushing	208	293
Rushing Attempts	401	406
Average Per Rush	4.8	4.2
Average Per Game	212.6	190.2
TDs Rushing	22	13
PASSING YARDAGE	3357	2551
Comp-Att-Int	228-370-4	182-315-9
Average Per Pass	9.1	8.1
Average Per Catch	14.7	14.0
Average Per Game	373.0	283.4
TDs Passing	30	23
TOTAL OFFENSE	5270	4263
Total Plays	771	721
Average Per Play	6.8	5.9
Average Per Game	585.6	473.7
KICK RETURNS: #-Yards	12-263	22-503
PUNT RETURNS: #-Yards	8-53	10-110
INT RETURNS: #-Yards	9-56	4-36
KICK RETURN AVERAGE	21.9	22.9
PUNT RETURN AVERAGE	6.6	11.0
INT RETURN AVERAGE	6.2	9.0
FUMBLES-LOST	12-6	21-13
PENALTIES-Yards	85-694	65-544
Average Per Game	77.1	60.4
PUNTS-Yards	35-1552	45-2045
Average Per Punt	44.3	45.4
Net punt average	39.5	42.5
KICKOFFS-Yards	73-4672	51-2779
Average Per Kick	64.0	54.5
Net kick average	40.7	37.1
TIME OF POSSESSION/Game	27:36	32:23
3RD-DOWN Conversions	69/142	56/135
3rd-Down Pct	49%	41%
4TH-DOWN Conversions	11/19	11/18
4th-Down Pct	58%	61%
SACKS BY-Yards	25-155	22-139
MISC YARDS	0	0
TOUCHDOWNS SCORED	52	37
FIELD GOALS-ATTEMPTS	11-16	8-11
ON-SIDE KICKS	0-0	0-4
RED-ZONE SCORES	(45-51) 88%	(36-41) 88%
RED-ZONE TOUCHDOWNS	(34-51) 67%	(29-41) 71%
PAT-ATTEMPTS	(44-47) 94%	(27-28) 96%
ATTENDANCE	37458	39335
Games/Avg Per Game	4/9364	5/7867
Neutral Site Games		0/0

Score by Quarters	1st	2nd	3rd	4th	OT	Total
UCF	109	125	78	87	0	399
Opponents	54	50	72	107	0	283





UCF Football
UCF Overall Individual Statistics (as of Dec 11, 2020)
All games

Rushing	gp-gs	att	gain	loss	net	avg	td	lg	avg/g
MCCRAE, Greg	9-5	131	693	12	681	5.2	9	54	75.7
ANDERSON, O.	8-4	109	635	21	614	5.6	4	49	76.8
THOMPSON, Ben.	8-0	70	385	16	369	5.3	5	32	46.1
GABRIEL, Dillon	9-9	66	279	141	138	2.1	2	28	15.3
RICHARDSON, J.	7-0	11	71	6	65	5.9	1	31	9.3
JONES, Quadry	2-0	3	30	0	30	10.0	0	18	15.0
GOOD, Damarius	9-0	4	24	0	24	6.0	0	13	2.7
HARVEY, RJ	5-0	3	3	0	3	1.0	0	2	0.6
SCHNEIDER, Cole	9-8	1	1	0	1	1.0	1	1	0.1
TEAM	3-0	3	0	12	-12	-4.0	0	0	-4.0
Total	9	401	2121	208	1913	4.8	22	54	212.6
Opponents	9	406	2005	293	1712	4.2	13	33	190.2

Passing	gp-gs	effic	comp-att-int	pct	yds	td	lg	avg/g
GABRIEL, Dillon	9-9	162.95	227-368-4	61.7	3353	30	93	372.6
JONES, Quadry	2-0	66.80	1-2-0	50.0	4	0	4	2.0
Total	9	162.43	228-370-4	61.6	3357	30	93	373.0
Opponents	9	144.19	182-315-9	57.8	2551	23	52	283.4

Receiving	gp-gs	no.	yds	avg	td	lg	avg/g
WILLIAMS, Mar.	8-8	71	1039	14.6	10	85	129.9
ROBINSON, J.	9-9	51	935	18.3	5	70	103.9
HARRIS, Jacob	9-6	26	472	18.2	7	55	52.4
O'KEEFE, Ryan	9-5	19	383	20.2	3	93	42.6
NIXON, Tre	3-3	14	212	15.1	2	51	70.7
MCCRAE, Greg	9-5	12	85	7.1	0	15	9.4
ANDERSON, O.	8-4	12	68	5.7	0	12	8.5
HESCOCK, Jake	9-4	9	49	5.4	3	11	5.4
CREDLER, J.	9-1	6	54	9.0	0	19	6.0
JOHNSON, Amari	8-0	3	26	8.7	0	13	3.2
THOMPSON, Ben.	8-0	3	12	4.0	0	7	1.5
GOOD, Damarius	9-0	2	22	11.0	0	13	2.4
Total	9	228	3357	14.7	30	93	373.0
Opponents	9	182	2551	14.0	23	52	283.4

Punt Returns	no.	yds	avg	td	lg
ANDERSON, O.	3	23	7.7	0	11
WILLIAMS, Mar.	3	6	2.0	0	5
JOHNSON, Amari	2	24	12.0	0	19
Total	8	53	6.6	0	19
Opponents	10	110	11.0	0	54

Interceptions	no.	yds	avg	td	lg
GRANT, Richie	3	25	8.3	0	25
CELISCAR, Josh	1	9	9.0	0	9
ZAYAS, Stephon	1	0	0.0	0	0
THORNTON, Corey	1	0	0.0	0	0
GILYARD, Eriq	1	16	16.0	0	16
BETHUNE, Tatum	1	6	6.0	0	6
GAINOUS, Derek	1	0	0.0	0	0
Total	9	56	6.2	0	25
Opponents	4	36	9.0	0	20

Kick Returns	no.	yds	avg	td	lg
O'KEEFE, Ryan	8	186	23.2	0	52
RICHARDSON, J.	4	77	19.2	0	26
Total	12	263	21.9	0	52
Opponents	22	503	22.9	0	75

Fumble Returns	no.	yds	avg	td	lg
HESTER, Keenan	1	0	0.0	0	0
GILYARD, Eriq	1	6	6.0	0	6
ROBINSON, A.	1	0	0.0	0	0
Total	3	6	2.0	0	6
Opponents	2	38	19.0	1	34





**UCF Football
UCF Overall Individual Statistics (as of Dec 11, 2020)
All games**

Scoring	td	fg	PAT				dxp	saf	pts
			kick	rush	rcv	pass			
OBARSKI, Daniel	-	11-16	44-47	-	-	-	-	-	77
WILLIAMS, Mar.	10	-	-	-	3	-	-	-	66
MCCRAE, Greg	9	-	-	-	-	-	-	-	54
HARRIS, Jacob	7	-	-	-	1	-	-	-	44
THOMPSON, Ben.	5	-	-	-	-	-	-	-	30
ROBINSON, J.	5	-	-	-	-	-	-	-	30
ANDERSON, O.	4	-	-	-	-	-	-	-	24
O'KEEFE, Ryan	3	-	-	-	-	-	-	-	18
HESCOCK, Jake	3	-	-	-	-	-	-	-	18
NIXON, Tre	2	-	-	-	-	-	-	-	12
GABRIEL, Dillon	2	-	-	-	-	4-5	-	-	12
RICHARDSON, J.	1	-	-	-	-	-	-	-	6
SCHNEIDER, Cole	1	-	-	-	-	-	-	-	6
GILYARD, Eric	-	-	-	-	-	-	1	-	2
Total	52	11-16	44-47	-	4	4-5	-	1	399
Opponents	37	8-11	27-28	1-3	3	3-6	-	1	283

Total Offense	g	plays	rush	pass	total	avg/g
GABRIEL, Dillon	9	434	138	3353	3491	387.9
MCCRAE, Greg	9	131	681	0	681	75.7
ANDERSON, O.	8	109	614	0	614	76.8
THOMPSON, Ben.	8	70	369	0	369	46.1
RICHARDSON, J.	7	11	65	0	65	9.3
JONES, Quadry	2	5	30	4	34	17.0
GOOD, Damarius	9	4	24	0	24	2.7
HARVEY, RJ	5	3	3	0	3	0.6
SCHNEIDER, Cole	9	1	1	0	1	0.1
TEAM	3	3	-12	0	-12	-4.0
Total	9	771	1913	3357	5270	585.6
Opponents	9	721	1712	2551	4263	473.7

Field Goals	fg	pct.	01-19	20-29	30-39	40-49	50-99	lg	blk
OBARSKI, Daniel	11-16	68.8	0-0	6-8	5-6	0-2	0-0	38	0
FG Sequence	UCF								
Georgia Tech	-				27				
East Carolina	(26),(33),(31)				-				
Tulsa	21,(26)				(20),(34)				
Memphis	40				-				
Tulane	(23),38				-				
Houston	(34),(24),(38),28				35				
Temple	45,(25)				(30),(24)				
Cincinnati	(36)				(47),(26),(22)				
South Florida	(23)				46,(30)				

Punting	no.	yds	avg	lg	tb	fc	i20	50+	blk
OSTEEN, Andrew	35	1552	44.3	57	3	13	7	8	0
Total	35	1552	44.3	57	3	13	7	8	0
Opponents	45	2045	45.4	70	4	14	22	10	0
Kickoffs	no.	yds	avg	tb	ob	retn	net	ydln	
OBARSKI, Daniel	73	4672	64.0	48	2				
Total	73	4672	64.0	48	2	22.9	40.7	24	
Opponents	51	2779	54.5	25	2	21.9	37.1	27	

Numbers in (parentheses) indicate field goal was made.





UCF Football
UCF Overall Individual Statistics (as of Dec 11, 2020)
All games

All Purpose	g	rush	rcv	pr	kr	ir	total	avg/g
WILLIAMS, Mar.	8	0	1039	6	0	0	1045	130.6
ROBINSON, J.	9	0	935	0	0	0	935	103.9
MCCRAE, Greg	9	681	85	0	0	0	766	85.1
ANDERSON, O.	8	614	68	23	0	0	705	88.1
O'KEEFE, Ryan	9	0	383	0	186	0	569	63.2
HARRIS, Jacob	9	0	472	0	0	0	472	52.4
THOMPSON, Be	8	369	12	0	0	0	381	47.6
NIXON, Tre	3	0	212	0	0	0	212	70.7
RICHARDSON,	7	65	0	0	77	0	142	20.3
GABRIEL, Dillon	9	138	0	0	0	0	138	15.3
CREDLE, J.	9	0	54	0	0	0	54	6.0
JOHNSON, Ama	8	0	26	24	0	0	50	6.2
HESCOCK, Jak	9	0	49	0	0	0	49	5.4
GOOD, Damariu	9	24	22	0	0	0	46	5.1
JONES, Quadry	2	30	0	0	0	0	30	15.0
GRANT, Richie	9	0	0	0	0	25	25	2.8
GILYARD, Eriq	8	0	0	0	0	16	16	2.0
CELISCAR, Jos	9	0	0	0	0	9	9	1.0
BETHUNE, Tatu	9	0	0	0	0	6	6	0.7
HARVEY, RJ	5	3	0	0	0	0	3	0.6
SCHNEIDER, C	9	1	0	0	0	0	1	0.1
TEAM	3	-12	0	0	0	0	-12	-4.0
Total	9	1913	3357	53	263	56	5642	626.9
Opponents	9	1712	2551	110	503	36	4912	545.8





**UCF Football
UCF Overall Defensive Statistics (as of Dec 11, 2020)
All games**

#	Defensive Leaders	gp-gs	Tackles				Sacks	Pass defense			Fumbles		blkd	
			ua	a	tot	tfl/yds		no-yds	int-yds	brup	qbh	rcv-yds	ff	kick
27	GRANT, Richie	9-8	49	23	72	3.5-14	1.0-3	3-25	6	1	2-0	2	.	.
10	GILYARD, Eriq	8-8	32	25	57	8.5-28	1.0-7	1-16	.	1	2-6	3	.	1
15	BETHUNE, Tatum	9-5	26	26	52	6.0-23	1.5-6	1-6	2	1
21	GAINOUS, Derek	9-4	33	13	46	.	.	1-0	1	.	.	1	.	.
31	ROBINSON, A.	9-9	31	10	41	1.0-3	.	.	7	.	1-0	1	.	.
1	MITCHELL, Eric	5-5	18	22	40	2.5-5	.	.	1
11	JEAN-BAPTISTE	9-1	26	9	35	0.5-0
33	MORRIS-BRASH	9-3	18	7	25	6.0-28	3.5-23	.	.	1	1-0	.	.	.
13	WOODSON, Landon	7-4	14	9	23	5.5-29	3.0-25	.	2
94	MONTALVO, A.	9-9	12	10	22	2.5-7	1.0-1	.	1	4	1-0	.	.	.
3	COLLIER, A.	5-5	18	4	22	1.0-2	.	.	3	.	1-0	1	.	.
14	THORNTON, Corey	9-9	18	3	21	.	.	1-0	2
5	CHARLTON, Randy	5-4	13	5	18	4.0-21	2.0-17	.	2	5
54	GOODE, Cam	9-2	11	6	17	7.5-29	3.0-16	.	.	3
8	MAXWELL, Zamari	9-2	15	2	17	1.0-4	.	.	2
7	BROWN, Davonte	9-4	13	4	17	1.0-1	.	.	1
26	MCMILLIAN, J.	9-1	6	8	14
88	CELISCAR, Josh	9-2	7	7	14	3.5-14	2.0-12	1-9	1	1	1-0	1	.	.
18	LESTER, Dyllon	9-0	10	3	13	1-0	1	.	.
91	HANCOCK, Noah	9-3	5	7	12	1.5-10	1.0-9	.	.	2	.	.	1	.
0	TURNIER, Kenny	5-4	7	5	12	7.5-33	4.0-27	.	.	1	.	1	.	.
37	BULLARD, Q.	9-0	8	3	11
4	ZAYAS, Stephon	8-4	4	5	9	1.0-1	.	1-0	1
90	DELOACH, Chris	9-1	4	4	8	1.0-3	.	.	.	1	1-0	2	.	.
9	WILSON, Divaad	4-0	6	2	8	.	.	.	1	.	.	1	.	.
17	JOHNSON, Amari	8-0	4	2	6	1-0	.	.	.
52	HESTER, Keenan	8-0	3	1	4	1.0-7	1.0-7	.	.	.	1-0	.	.	.
28	MOSIER, Quade	9-0	2	2	4
25	RICHARDSON, J.	7-0	2	1	3
12	HODGES, Justin	7-1	3	.	3	1.0-8	.	.	4
34	POWELL, Jon	7-0	2	1	3
87	HARRIS, Jacob	9-6	2	.	2
4R	O'KEEFE, Ryan	9-5	2	.	2
40	CHOUTE, Kervins	4-0	2	.	2	1.0-2	1.0-2
22	GOOD, Damarius	9-0	.	2	2
TM	TEAM	3-0	1	.	1	1	.	.
30	MCCRAE, Greg	9-5	1	.	1
1J	ROBINSON, J.	9-9	1	.	1
57	BURNS, Derek	8-0	1	.	1
20	ANDERSON, O.	8-4	1	.	1
9D	OBARSKI, Daniel	9-0	.	1	1
Total		9	431	232	663	68-272	25-155	9-56	37	21	13-6	15	1	1
Opponents		9	439	244	683	55-204	22-139	4-36	40	13	6-38	8	1	1





UCF Football
UCF Team Game-by-Game (as of Dec 02, 2020)
All games

TEAM STATISTICS

Date	Opponent	Rushing				Receiving				Passing				Kick Returns				Punt Returns				tot off
		no.	yds	td	lg	no.	yds	td	lg	cmp-att-int	yds	td	lg	no.	yds	td	lg	no.	yds	td	lg	
Sep 19	at Georgia Tech	51	243	3	23	27	417	4	49	27-41-1	417	4	49	0	0	0	0	0	0	0	0	660
Sep 26	at East Carolina	40	224	2	31	32	408	4	64	32-47-0	408	4	64	0	0	0	0	2	6	0	5	632
Oct 03	TULSA	34	125	2	49	28	330	1	53	28-51-1	330	1	53	5	96	0	26	1	14	0	11	455
Oct 17	at Memphis	47	197	2	28	35	601	5	93	35-49-0	601	5	93	0	0	0	0	0	0	0	0	798
Oct 24	TULANE	59	267	2	54	26	422	5	55	26-40-0	422	5	55	1	21	0	21	1	0	0	0	689
Oct 31	at Houston	51	353	3	46	19	328	2	49	19-33-0	328	2	49	2	44	0	22	0	0	0	0	681
Nov 14	TEMPLE	39	147	3	22	13	272	2	70	13-24-0	272	2	70	3	74	0	52	1	9	0	9	419
Nov 21	CINCINNATI	35	116	1	22	26	243	3	41	26-49-1	243	3	41	0	0	0	0	1	0	0	0	359
Nov 27	at South Florida	45	241	4	27	22	336	4	51	22-36-1	336	4	51	1	28	0	28	2	24	0	19	577
Opponents		401	1913	22	54	228	3357	30	93	228-370-4	3357	30	93	12	263	0	52	8	53	0	19	5270
Opponents		406	1712	13	33	182	2551	23	52	182-315-9	2551	23	52	22	503	0	75	10	110	0	54	4263

Games: 9 • Avg/rush: 4.8 • Avg/catch: 14.7 • Pass effic: 162.43 • KR avg: 21.9 • PR avg: 6.6 • All purpose avg/game: 626.9 • Total offense avg/gm: 585.6

Date	Opponent	Tackles				Sacks	Fumble		Pass Defense			blkd kick	PAT Attempts			off		pts
		ua	a	total	tfl-yds		no-yds	ff	fr-yds	int-yds	qbh		brup	kick	rush	rcv	saf	
Sep 19	at Georgia Tech	45	28	73	6.0-10	0.0-0	3	3-0	2-9	4	3	1	7-7	0	0	0	14	49
Sep 26	at East Carolina	53	30	83	8.0-30	2.0-18	4	3-0	1-0	4	6	0	6-6	0	0	0	6	51
Oct 03	TULSA	46	32	78	8.0-36	2.0-18	2	2-0	1-0	1	2	0	3-3	0	0	1	7	26
Oct 17	at Memphis	50	16	66	6.0-24	2.0-12	1	1-0	0-0	0	4	0	3-4	0	2	0	7	49
Oct 24	TULANE	35	26	61	11.0-36	5.0-25	1	0-0	1-0	0	4	0	6-7	0	0	0	0	51
Oct 31	at Houston	47	24	71	5.0-30	3.0-21	0	0-0	2-41	6	8	0	5-5	0	0	0	14	44
Nov 14	TEMPLE	48	26	74	9.0-28	4.0-13	2	1-6	2-6	3	2	0	5-5	0	0	0	21	38
Nov 21	CINCINNATI	46	30	76	7.0-26	2.0-12	0	1-0	0-0	2	3	0	2-2	0	2	0	7	33
Nov 27	at South Florida	61	20	81	8.0-52	5.0-36	2	2-0	0-0	1	5	0	7-8	0	0	0	14	58
Opponents		431	232	663	68.0-272	25.0-155	15	13-6	9-56	21	37	1	44-47	0	4	1	90	399
Opponents		439	244	683	55.0-204	22.0-139	8	6-38	4-36	13	40	1	27-28	1	3	1	45	283

Date	Opponent	Punting							Field Goals			Kickoffs						
		no.	yds	avg	long	blkd	tb	fc	50+	i20	md-att	long	blkd	no.	yds	avg	tb	ob
Sep 19	at Georgia Tech	3	136	45.3	55	0	0	2	1	0	0-0	0	0	8	515	64.4	6	0
Sep 26	at East Carolina	3	118	39.3	56	0	0	1	1	1	3-3	33	0	10	615	61.5	4	0
Oct 03	TULSA	7	327	46.7	56	0	1	1	3	2	1-2	26	0	6	395	65.8	3	0
Oct 17	at Memphis	2	83	41.5	42	0	0	1	0	1	0-1	0	0	8	520	65.0	6	0
Oct 24	TULANE	1	56	56.0	56	0	0	0	1	0	1-2	23	0	9	575	63.9	6	0
Oct 31	at Houston	3	132	44.0	49	0	0	1	0	1	3-4	38	0	9	582	64.7	6	0
Nov 14	TEMPLE	5	231	46.2	57	0	0	3	1	1	1-2	25	0	7	447	63.9	6	0
Nov 21	CINCINNATI	6	260	43.3	50	0	0	1	1	0	1-1	36	0	6	369	61.5	3	2
Nov 27	at South Florida	5	209	41.8	49	0	2	3	0	1	1-1	23	0	10	654	65.4	8	0
Opponents		35	1552	44.3	57	0	3	13	8	7	11-16	38	0	73	4672	64.0	48	2
Opponents		45	2045	45.4	70	0	4	14	10	22	8-11	47	1	51	2779	54.5	25	2





UCF Football
UCF Opponent Game-by-Game (as of Dec 02, 2020)
All games

OPPONENT STATISTICS

Date	Opponent	Rushing				Receiving				Passing				Kick Returns				Punt Returns				tot off
		no.	yds	td	lg	no.	yds	td	lg	cmp-att-int	yds	td	lg	no.	yds	td	lg	no.	yds	td	lg	
Sep 19	at Georgia Tech	44	227	2	33	18	244	1	25	18-37-2	244	1	25	2	93	0	75	0	0	0	0	471
Sep 26	at East Carolina	54	244	1	20	14	215	3	37	14-29-1	215	3	37	5	83	0	23	1	4	0	4	459
Oct 03	TULSA	44	165	1	24	17	273	3	49	17-29-1	273	3	49	3	56	0	24	2	16	0	17	438
Oct 17	at Memphis	45	217	1	30	34	486	6	52	34-50-0	486	6	52	2	34	0	18	0	0	0	0	703
Oct 24	TULANE	38	125	2	20	14	215	3	28	14-24-1	215	3	28	3	67	0	23	1	54	0	54	340
Oct 31	at Houston	37	165	1	18	22	269	1	32	22-42-2	269	1	32	3	79	0	32	1	17	0	17	434
Nov 14	TEMPLE	50	183	1	18	10	107	0	26	10-25-2	107	0	26	1	22	0	22	2	8	0	6	290
Nov 21	CINCINNATI	48	144	2	20	21	338	2	35	21-32-0	338	2	35	1	16	0	16	3	11	0	8	482
Nov 27	at South Florida	46	242	2	30	32	404	4	30	32-47-0	404	4	30	2	53	0	31	0	0	0	0	646
UCF		406	1712	13	33	182	2551	23	52	182-315-9	2551	23	52	22	503	0	75	10	110	0	54	4263
UCF		401	1913	22	54	228	3357	30	93	228-370-4	3357	30	93	12	263	0	52	8	53	0	19	5270

Games: 9 • Avg/rush: 4.2 • Avg/catch: 14.0 • Pass effic: 144.19 • KR avg: 22.9 • PR avg: 11.0 • All purpose avg/game: 545.8 • Total offense avg/gm: 473.7

Date	Opponent	Tackles				Sacks	Fumble		Pass Defense			blkd kick	PAT Attempts			off				
		ua	a	total	tfl-yds		no-yds	ff	fr-yds	int-yds	qbh		brup	kick	rush	rcv	saf	t/o	pts	
Sep 19	at Georgia Tech	49	26	75	7.0-29	2.0-17	1	1-4	1-3	2	3	0	3-3	0	0	0	0	0	0	21
Sep 26	at East Carolina	43	46	89	2.0-4	0.0-0	1	0-0	0-0	3	9	0	4-4	0	0	0	0	0	0	28
Oct 03	TULSA	50	24	74	10.0-23	1.0-3	2	2-0	1-13	2	9	0	2-3	0	0	1	10	34		
Oct 17	at Memphis	55	18	73	6.0-18	3.0-13	2	1-0	0-0	2	3	1	4-4	0	2	0	7	50		
Oct 24	TULANE	58	38	96	4.0-28	3.0-27	0	0-0	0-0	1	2	0	4-4	0	0	0	0	34		
Oct 31	at Houston	51	32	83	7.0-38	6.0-37	1	1-34	0-0	2	4	0	1-1	0	1	0	7	21		
Nov 14	TEMPLE	42	18	60	6.0-19	2.0-14	1	1-0	0-0	0	5	0	1-1	0	0	0	7	13		
Nov 21	CINCINNATI	47	12	59	6.0-23	3.0-18	0	0-0	1-20	0	4	0	3-3	0	0	0	7	36		
Nov 27	at South Florida	44	30	74	7.0-22	2.0-10	0	0-0	1-0	1	1	0	5-5	1	0	0	7	46		
UCF		439	244	683	55.0-204	22.0-139	8	6-38	4-36	13	40	1	27-28	1	3	1	45	283		
UCF		431	232	663	68.0-272	25.0-155	15	13-6	9-56	21	37	1	44-47	0	4	1	90	399		

Date	Opponent	Punting							Field Goals			Kickoffs						
		no.	yds	avg	long	blkd	tb	fc	50+	i20	md-att	long	blkd	no.	yds	avg	tb	ob
Sep 19	at Georgia Tech	4	205	51.2	70	0	0	2	2	3	0-1	0	1	3	170	56.7	2	0
Sep 26	at East Carolina	5	213	42.6	49	0	0	2	0	2	0-0	0	0	4	245	61.2	4	0
Oct 03	TULSA	7	316	45.1	67	0	0	1	1	4	2-2	34	0	8	408	51.0	0	0
Oct 17	at Memphis	4	185	46.2	50	0	1	2	1	2	0-0	0	0	7	405	57.9	5	0
Oct 24	TULANE	5	238	47.6	62	0	0	0	2	3	0-0	0	0	6	225	37.5	2	0
Oct 31	at Houston	6	270	45.0	53	0	2	1	1	2	0-1	0	0	3	200	66.7	1	0
Nov 14	TEMPLE	7	316	45.1	53	0	1	3	1	4	2-2	30	0	4	227	56.8	0	1
Nov 21	CINCINNATI	4	164	41.0	56	0	0	2	1	2	3-3	47	0	8	491	61.4	6	1
Nov 27	at South Florida	3	138	46.0	53	0	0	1	1	0	1-2	30	0	8	408	51.0	5	0
UCF		45	2045	45.4	70	0	4	14	10	22	8-11	47	1	51	2779	54.5	25	2
UCF		35	1552	44.3	57	0	3	13	8	7	11-16	38	0	73	4672	64.0	48	2





**UCF Football
UCF Red-Zone Results (as of Dec 02, 2020)
All games**

UCF Inside Opponent Red-Zone

Date	Opponent	Score	Times In RZ	Times Scored	Total Pts	Rush TDs	Pass TDs	FGs Made	Failed to score inside RZ						
									FGA	Down	Int	Fumb	Half	Game	
Sep 19, 2020	at Georgia Tech	W 49-21	7	6	42	6	3	3	0	0	0	0	0	1	0
Sep 26, 2020	at East Carolina	W 51-28	7	7	37	4	1	3	3	0	0	0	0	0	0
Oct 03, 2020	TULSA	L 26-34	4	3	17	2	1	1	1	1	0	0	0	0	0
Oct 17, 2020	at Memphis	L 49-50	6	4	28	4	2	2	0	0	1	0	1	0	0
Oct 24, 2020	TULANE	W 51-34	6	5	30	4	2	2	1	0	0	0	0	1	0
Oct 31, 2020	at Houston	W 44-21	6	5	23	2	2	0	3	1	0	0	0	0	0
Nov 14, 2020	TEMPLE	W 38-13	4	4	24	3	3	0	1	0	0	0	0	0	0
Nov 21, 2020	CINCINNATI	L 33-36	5	5	33	4	1	3	1	0	0	0	0	0	0
Nov 27, 2020	at South Florida	W 58-46	6	6	37	5	3	2	1	0	0	0	0	0	0
Totals			51	45	271	34	18	16	11	2	1	0	1	2	0

45 of 51 (88.2%)

Opponents Inside UCF Red-Zone

Date	Opponent	Score	Times In RZ	Times Scored	Total Pts	Rush TDs	Pass TDs	FGs Made	Failed to score inside RZ						
									FGA	Down	Int	Fumb	Half	Game	
Sep 19, 2020	at Georgia Tech	W 49-21	4	2	14	2	1	1	0	1	0	0	1	0	0
Sep 26, 2020	at East Carolina	W 51-28	3	3	21	3	1	2	0	0	0	0	0	0	0
Oct 03, 2020	TULSA	L 26-34	4	4	18	2	1	1	2	0	0	0	0	0	0
Oct 17, 2020	at Memphis	L 49-50	6	6	43	6	1	5	0	0	0	0	0	0	0
Oct 24, 2020	TULANE	W 51-34	4	4	27	4	2	2	0	0	0	0	0	0	0
Oct 31, 2020	at Houston	W 44-21	4	2	14	2	1	1	0	1	0	1	0	0	0
Nov 14, 2020	TEMPLE	W 38-13	3	3	13	1	1	0	2	0	0	0	0	0	0
Nov 21, 2020	CINCINNATI	L 33-36	6	5	26	3	2	1	2	0	1	0	0	0	0
Nov 27, 2020	at South Florida	W 58-46	7	7	46	6	2	4	1	0	0	0	0	0	0
Totals			41	36	222	29	12	17	7	2	1	1	1	0	0

36 of 41 (87.8%)





**UCF Football
UCF Game Superlatives (as of Dec 02, 2020)
All games**

INDIVIDUAL GAME HIGHS

Rushes	25	MCCRAE, Greg vs Tulane (Oct 24, 2020)
	25	MCCRAE, Greg at South Florida (Nov 27, 2020)
Yards Rushing	170	ANDERSON, O. at Houston (Oct 31, 2020)
TD Rushes	2	MCCRAE, Greg vs Temple (Nov 14, 2020)
	2	THOMPSON, Ben. at South Florida (Nov 27, 2020)
Long Rush	54	MCCRAE, Greg vs Tulane (Oct 24, 2020)
Pass attempts	51	GABRIEL, Dillon vs Tulsa (Oct 03, 2020)
Pass completions	35	GABRIEL, Dillon at Memphis (Oct 17, 2020)
Yards Passing	601	GABRIEL, Dillon at Memphis (Oct 17, 2020)
TD Passes	5	GABRIEL, Dillon at Memphis (Oct 17, 2020)
	5	GABRIEL, Dillon vs Tulane (Oct 24, 2020)
Long Pass	93	GABRIEL, Dillon at Memphis (Oct 17, 2020)
Receptions	13	WILLIAMS, Mar. at East Carolina (Sep 26, 2020)
	13	WILLIAMS, Mar. at Memphis (Oct 17, 2020)
Yards Receiving	191	WILLIAMS, Mar. at Memphis (Oct 17, 2020)
TD Receptions	3	WILLIAMS, Mar. vs Tulane (Oct 24, 2020)
	3	HARRIS, Jacob at South Florida (Nov 27, 2020)
Long Reception	93	O'KEEFE, Ryan at Memphis (Oct 17, 2020)
Field Goals	3	OBARSKI, Daniel at East Carolina (Sep 26, 2020)
	3	OBARSKI, Daniel at Houston (Oct 31, 2020)
Long Field Goal	38	OBARSKI, Daniel at Houston (Oct 31, 2020)
Punts	7	OSTEEN, Andrew vs Tulsa (Oct 03, 2020)
Punting Avg	56.0	OSTEEN, Andrew vs Tulane (Oct 24, 2020)
Long Punt	57	OSTEEN, Andrew vs Temple (Nov 14, 2020)
Punts inside 20	2	OSTEEN, Andrew vs Tulsa (Oct 03, 2020)
Long Punt Return	19	JOHNSON, Amari at South Florida (Nov 27, 2020)
Long Kickoff Return	52	O'KEEFE, Ryan vs Temple (Nov 14, 2020)
Tackles	16	GRANT, Richie vs Cincinnati (Nov 21, 2020)
Sacks	3.0	WOODSON, Landon at South Florida (Nov 27, 2020)
Tackles For Loss	3.0	TURNIER, Kenny vs Tulsa (Oct 03, 2020)
	3.0	GILYARD, Eriq vs Temple (Nov 14, 2020)
	3.0	WOODSON, Landon at South Florida (Nov 27, 2020)
Interceptions	1	ZAYAS, Stephon at Georgia Tech (Sep 19, 2020)
	1	CELISCAR, Josh at Georgia Tech (Sep 19, 2020)
	1	GRANT, Richie at East Carolina (Sep 26, 2020)
	1	GRANT, Richie vs Tulsa (Oct 03, 2020)
	1	GAINOUS, Derek vs Tulane (Oct 24, 2020)
	1	GILYARD, Eriq at Houston (Oct 31, 2020)
	1	GRANT, Richie at Houston (Oct 31, 2020)
	1	THORNTON, Corey vs Temple (Nov 14, 2020)
	1	BETHUNE, Tatum vs Temple (Nov 14, 2020)





**UCF Football
UCF Game Superlatives (as of Dec 02, 2020)
All games**

TEAM GAME HIGHS

Rushes	59	vs Tulane (Oct 24, 2020)
Yards Rushing	353	at Houston (Oct 31, 2020)
Yards Per Rush	6.9	at Houston (Oct 31, 2020)
TD Rushes	4	at South Florida (Nov 27, 2020)
Pass attempts	51	vs Tulsa (Oct 03, 2020)
Pass completions	35	at Memphis (Oct 17, 2020)
Yards Passing	601	at Memphis (Oct 17, 2020)
Yards Per Pass	12.3	at Memphis (Oct 17, 2020)
TD Passes	5	at Memphis (Oct 17, 2020)
	5	vs Tulane (Oct 24, 2020)
Total Plays	99	vs Tulane (Oct 24, 2020)
Total Offense	798	at Memphis (Oct 17, 2020)
Yards Per Play	8.3	at Memphis (Oct 17, 2020)
Points	58	at South Florida (Nov 27, 2020)
Sacks By	5	vs Tulane (Oct 24, 2020)
	5	at South Florida (Nov 27, 2020)
First Downs	36	vs Tulane (Oct 24, 2020)
Penalties	19	at East Carolina (Sep 26, 2020)
Penalty Yards	139	at East Carolina (Sep 26, 2020)
Turnovers	3	vs Tulsa (Oct 03, 2020)
Interceptions By	2	at Georgia Tech (Sep 19, 2020)
	2	at Houston (Oct 31, 2020)
	2	vs Temple (Nov 14, 2020)
Punts	7	vs Tulsa (Oct 03, 2020)
Punting Avg	56.0	vs Tulane (Oct 24, 2020)
Long Punt	57	vs Temple (Nov 14, 2020)
Punts inside 20	2	vs Tulsa (Oct 03, 2020)
Long Punt Return	19	at South Florida (Nov 27, 2020)





**UCF Football
UCF Game Superlatives (as of Dec 02, 2020)
All games**

OPPONENT INDIVIDUAL GAME HIGHS

Rushes	28	DOAKS, Gerrid, vs Cincinnati (Nov 21, 2020)
Yards Rushing	116	JOINER, Kelly, at South Florida (Nov 27, 2020)
TD Rushes	2	RIDDER, Desmond, vs Cincinnati (Nov 21, 2020)
Long Rush	33	Gibbs, J., at Georgia Tech (Sep 19, 2020)
Pass attempts	50	WHITE, Brady, at Memphis (Oct 17, 2020)
Pass completions	34	WHITE, Brady, at Memphis (Oct 17, 2020)
Yards Passing	486	WHITE, Brady, at Memphis (Oct 17, 2020)
TD Passes	6	WHITE, Brady, at Memphis (Oct 17, 2020)
Long Pass	52	WHITE, Brady, at Memphis (Oct 17, 2020)
Receptions	11	MILLER, Bryce, at South Florida (Nov 27, 2020)
Yards Receiving	151	AUSTIN, Calvin, at Memphis (Oct 17, 2020)
TD Receptions	2	AUSTIN, Calvin, at Memphis (Oct 17, 2020)
	2	Jackson,Jh., vs Tulane (Oct 24, 2020)
	2	DUKES, DeVontre, at South Florida (Nov 27, 2020)
	2	MILLER, Bryce, at South Florida (Nov 27, 2020)
Long Reception	52	WASHINGTON, T., at Memphis (Oct 17, 2020)
Field Goals	3	SMITH, Cole, vs Cincinnati (Nov 21, 2020)
Long Field Goal	47	SMITH, Cole, vs Cincinnati (Nov 21, 2020)
Punts	7	WILSON, L., vs Tulsa (Oct 03, 2020)
	7	BARRY,Adam, vs Temple (Nov 14, 2020)
Punting Avg	51.2	Harvin III, P., at Georgia Tech (Sep 19, 2020)
Long Punt	70	Harvin III, P., at Georgia Tech (Sep 19, 2020)
Punts inside 20	4	WILSON, L., vs Tulsa (Oct 03, 2020)
	4	BARRY,Adam, vs Temple (Nov 14, 2020)
Long Punt Return	54	Jackson,Jh., vs Tulane (Oct 24, 2020)
Long Kickoff Return	75	Gibbs, J., at Georgia Tech (Sep 19, 2020)
Tackles	14	JOHNSON, Q., at Memphis (Oct 17, 2020)
Sacks	2.0	Thomas, C., at Georgia Tech (Sep 19, 2020)
Tackles For Loss	4.0	BEAVERS, D., vs Cincinnati (Nov 21, 2020)
Interceptions	1	Thomas, Jua., at Georgia Tech (Sep 19, 2020)
	1	COLLINS, Z., vs Tulsa (Oct 03, 2020)
	1	FORREST, D., vs Cincinnati (Nov 21, 2020)
	1	BOYLES, Dwayne, at South Florida (Nov 27, 2020)





**UCF Football
UCF Game Superlatives (as of Dec 02, 2020)
All games**

OPPONENT TEAM GAME HIGHS

Rushes	54	at East Carolina (Sep 26, 2020)
Yards Rushing	244	at East Carolina (Sep 26, 2020)
Yards Per Rush	5.3	at South Florida (Nov 27, 2020)
TD Rushes	2	at Georgia Tech (Sep 19, 2020)
	2	vs Tulane (Oct 24, 2020)
	2	vs Cincinnati (Nov 21, 2020)
	2	at South Florida (Nov 27, 2020)
Pass attempts	50	at Memphis (Oct 17, 2020)
Pass completions	34	at Memphis (Oct 17, 2020)
Yards Passing	486	at Memphis (Oct 17, 2020)
Yards Per Pass	10.6	vs Cincinnati (Nov 21, 2020)
TD Passes	6	at Memphis (Oct 17, 2020)
Total Plays	95	at Memphis (Oct 17, 2020)
Total Offense	703	at Memphis (Oct 17, 2020)
Yards Per Play	7.4	at Memphis (Oct 17, 2020)
Points	50	at Memphis (Oct 17, 2020)
Sacks By	6	at Houston (Oct 31, 2020)
First Downs	41	at Memphis (Oct 17, 2020)
Penalties	11	at East Carolina (Sep 26, 2020)
	11	vs Cincinnati (Nov 21, 2020)
Penalty Yards	105	at East Carolina (Sep 26, 2020)
Turnovers	5	at Georgia Tech (Sep 19, 2020)
Interceptions By	1	at Georgia Tech (Sep 19, 2020)
	1	vs Tulsa (Oct 03, 2020)
	1	vs Cincinnati (Nov 21, 2020)
	1	at South Florida (Nov 27, 2020)
Punts	7	vs Tulsa (Oct 03, 2020)
	7	vs Temple (Nov 14, 2020)
Punting Avg	51.2	at Georgia Tech (Sep 19, 2020)
Long Punt	70	at Georgia Tech (Sep 19, 2020)
Punts inside 20	4	vs Tulsa (Oct 03, 2020)
	4	vs Temple (Nov 14, 2020)
Long Punt Return	54	vs Tulane (Oct 24, 2020)





**UCF Football
UCF Rushing/Receiving Game-by-Game (as of Dec 02, 2020)
All games**

RUSHING	No-Yds/TD	GT	ECU	TLS	MEM	TULANE	HOU	TEMPLE	CIN	USF
MCCRAE, Greg	131-681/9	9-50/1	16-83/1	6-16/0	17-78/1	25-162/1	16-107/1	10-36/2	7-19/1	25-130/1
ANDERSON, O.	109-614/4	18-88/1	7-22/0	17-84/1	18-70/0	11-46/0	16-170/1	10-83/1	12-51/0	DNP
THOMPSON, Ben.	70-369/5	12-30/1	10-77/0	1--4/0	DNP	10-42/1	8-87/1	8-11/0	5-16/0	16-110/2
GABRIEL, Dillon	66-138/2	8-30/0	2-1/0	4-28/0	12-49/1	12-19/0	11--11/0	3--10/0	11-30/0	3-2/1
RICHARDSON, J.	11-65/1	2-24/0	4-41/1	5-0/0	DNP	DNP	-	-	DNP	-
JONES, Quadry	3-30/0	DNP	-	DNP	DNP	DNP	DNP	3-30/0	DNP	DNP
GOOD, Damarius	4-24/0	2-21/0	-	-	-	-	-	2-3/0	-	-
HARVEY, RJ	3-3/0	DNP	1-0/0	-	DNP	DNP	DNP	2-3/0	DNP	-
SCHNEIDER, Cole	1-1/1	-	-	1-1/1	-	-	-	-	-	-
TEAM	3--12/0	DNP	DNP	DNP	DNP	1--2/0	DNP	1--9/0	DNP	1--1/0

RECEIVING	No-Yds/TD	GT	ECU	TLS	MEM	TULANE	HOU	TEMPLE	CIN	USF
WILLIAMS, Mar.	71-1039/10	10-154/2	13-136/0	9-98/0	13-191/1	9-174/3	5-87/0	4-102/2	8-97/2	DNP
ROBINSON, J.	51-935/5	6-105/0	9-150/2	3-111/0	10-173/2	4-63/0	5-107/0	4-113/0	5-32/1	5-81/0
HARRIS, Jacob	26-472/7	2-28/0	5-69/1	3-23/1	3-26/1	2-96/1	1-7/0	3-47/0	2-66/0	5-110/3
O'KEEFE, Ryan	19-383/3	-	2-37/0	2-12/0	4-175/1	3-35/0	3-97/2	1-6/0	3-9/0	1-12/0
NIXON, Tre WR	14-212/2	4-94/2	DNP	DNP	DNP	DNP	DNP	DNP	5-24/0	5-94/0
MCCRAE, Greg	12-85/0	-	-	1-4/0	4-27/0	1-15/0	-	1-4/0	1-3/0	4-32/0
ANDERSON, O.	12-68/0	3-21/0	-	4-8/0	-	2-16/0	1-11/0	-	2-12/0	DNP
CREDLE, J.	6-54/0	-	2-9/0	2-28/0	1-9/0	1-8/0	-	-	-	-
HESCOCK, Jake	9-49/3	2-15/0	1-7/1	-	-	2-14/1	3-12/0	-	-	1-1/1
JOHNSON, Amari	3-26/0	DNP	-	2-24/0	-	1-2/0	-	-	-	-
GOOD, Damarius	2-22/0	-	-	2-22/0	-	-	-	-	-	-
THOMPSON, Ben.	3-12/0	-	-	-	DNP	1--1/0	1-7/0	-	-	1-6/0

**UCF Football
UCF Passing Game-by-Game (as of Dec 02, 2020)
All games**

#1D GABRIEL, Dillon	Comp	Att	Int	Pct	Yards	TD	Long	Sacked	Effic
Georgia Tech	27	41	1	65.9	417	4	49	2-17	178.60
East Carolina	32	47	0	68.1	408	4	64	0-0	169.09
Tulsa	28	51	1	54.9	330	1	53	1-3	111.80
Memphis	35	49	0	71.4	601	5	93	3-13	208.13
Tulane	26	40	0	65.0	422	5	55	3-27	194.87
Houston	19	33	0	57.6	328	2	49	6-37	161.07
Temple	12	22	0	54.5	268	2	70	2-14	186.87
Cincinnati	26	49	1	53.1	243	3	41	3-18	110.84
South Florida	22	36	1	61.1	336	4	51	2-10	170.62
TOTALS	227	368	4	61.7	3353	30	93	22-139	162.95

#1Q JONES, Quadry	Comp	Att	Int	Pct	Yards	TD	Long	Sacked	Effic
Temple	1	2	0	50.0	4	0	4	0-0	66.80
TOTALS	1	2	0	50.0	4	0	4	0-0	66.80





Quickie Statistics (Final) #14 UCF vs Georgia Tech (Sep 19, 2020 at Atlanta, Ga.)

	UCF	GT
Score	49	21
FIRST DOWNS	31	23
RUSHES-YARDS (NET)	51-243	44-227
PASSING YDS (NET)	417	244
Passes Att-Comp-Int	41-27-1	37-18-2
TOTAL OFFENSE PLAYS-YARDS	92-660	81-471
Fumble Returns-Yards	0-0	1-4
Punt Returns-Yards	0-0	0-0
Kickoff Returns-Yards	0-0	2-93
Interception Returns-Yards	2-9	1-3
Punts (Number-Avg)	3-45.3	4-51.2
Fumbles-Lost	1-1	4-3
Penalties-Yards	8-51	7-49
Possession Time	31:52	28:08
Third-Down Conversions	10 of 16	7 of 15
Fourth-Down Conversions	1 of 3	1 of 3
Red-Zone Scores-Chances	6-7	2-4

UCF

Rushing	No.	Gain	Loss	Net	TD	Lg	Avg
ANDERSON, O.	18	94	6	88	1	23	4.9
MCCRAE, Greg	9	50	0	50	1	21	5.6
THOMPSON, Ben.	12	36	6	30	1	13	2.5
GABRIEL, Dillon	8	47	17	30	0	15	3.8

Passing	C-A-I	Yds	TD	Long	Sack
GABRIEL, Dillon	27-41-1	417	4	49	2

Receiving	No.	Yards	TD	Long
WILLIAMS, Mar.	10	154	2	40
ROBINSON, J.	6	105	0	48
NIXON, Tre	4	94	2	49
ANDERSON, O.	3	21	0	11

Punting	No.	Yds	Avg	Long	In20	TB
OSTEEN, Andrew	3	136	45.3	55	0	0

Punt Returns	No.	Yards	TD	Long

Kick Returns	No.	Yards	TD	Long

Tackles	UA-A	Total	Sacks	TFL
GILYARD, Eriq	6-4	10	0.0	2.0
GRANT, Richie	6-3	9	0.0	0.0
MITCHELL, Eric	3-3	6	0.0	0.0
ROBINSON, A.	1-5	6	0.0	0.0

Georgia Tech

Rushing	No.	Gain	Loss	Net	TD	Lg	Avg
Sims, J.	16	83	1	82	1	19	5.1
Gibbs, J.	15	73	7	66	1	33	4.4
Griffin, J.	8	49	5	44	0	16	5.5
Smith, Dontae	5	37	2	35	0	17	7.0

Passing	C-A-I	Yds	TD	Long	Sack
Sims, J.	18-36-2	244	1	25	0
Team	0-1-0	0	0	0	0

Receiving	No.	Yards	TD	Long
Gibbs, J.	4	60	1	23
Ezzard M.	3	33	0	12
Griffin, J.	2	38	0	25
Harris, P.	2	38	0	23

Punting	No.	Yds	Avg	Long	In20	TB
Harvin III, P.	4	205	51.2	70	3	0

Punt Returns	No.	Yards	TD	Long

Kick Returns	No.	Yards	TD	Long
Gibbs, J.	2	93	0	75

Tackles	UA-A	Total	Sacks	TFL
Jackson, Q.	4-5	9	0.0	0.0
Curry, D.	4-4	8	0.0	0.0
Showell, A.	4-3	7	0.0	0.0
Thomas, C.	4-2	6	2.0	3.0

Qtr	Time	Scoring Play	V-H
1st	14:05	GT - Sims, J. 1 yd run (Kelley, J. kick), 3-21 0:43	0 - 7
	11:58	UCF - NIXON, Tre 6 yd pass from GABRIEL, Dillon (OBARSKI, Daniel kick), 8-75 2:07	7 - 7
2nd	11:47	UCF - WILLIAMS, Mar. 8 yd pass from GABRIEL, Dillon (OBARSKI, Daniel kick), 12-80 2:59	14 - 7
	06:48	UCF - MCCRAE, Greg 21 yd run (OBARSKI, Daniel kick), 9-90 2:55	21 - 7
	02:17	UCF - NIXON, Tre 25 yd pass from GABRIEL, Dillon (OBARSKI, Daniel kick), 4-35 1:18	28 - 7
	01:14	GT - Gibbs, J. 9 yd pass from Sims, J. (Stewart, G. kick), 10-75 1:03	28 - 14
4th	13:12	GT - Gibbs, J. 33 yd run (Stewart, G. kick), 5-56 1:41	28 - 21
	11:40	UCF - ANDERSON, O. 1 yd run (OBARSKI, Daniel kick), 6-75 1:32	35 - 21
	05:30	UCF - WILLIAMS, Mar. 7 yd pass from GABRIEL, Dillon (OBARSKI, Daniel kick), 8-63 3:43	42 - 21
	03:28	UCF - THOMPSON, Ben. 4 yd run (OBARSKI, Daniel kick), 4-20 1:56	49 - 21





Quickie Statistics (Final) #13 UCF vs East Carolina (Sep 26, 2020 at Greenville, N.C.)

	UCF	ECU
Score	51	28
FIRST DOWNS	29	25
RUSHES-YARDS (NET)	40-224	54-244
PASSING YDS (NET)	408	215
Passes Att-Comp-Int	47-32-0	29-14-1
TOTAL OFFENSE PLAYS-YARDS	87-632	83-459
Fumble Returns-Yards	0-0	0-0
Punt Returns-Yards	2-6	1-4
Kickoff Returns-Yards	0-0	5-83
Interception Returns-Yards	1-0	0-0
Punts (Number-Avg)	3-39.3	5-42.6
Fumbles-Lost	1-0	4-3
Penalties-Yards	19-139	11-105
Possession Time	26:52	33:08
Third-Down Conversions	8 of 16	9 of 18
Fourth-Down Conversions	0 of 2	1 of 2
Red-Zone Scores-Chances	7-7	3-3

UCF

Rushing	No.	Gain	Loss	Net	TD	Lg	Avg
MCCRAE, Greg	16	83	0	83	1	28	5.2
THOMPSON, Ben.	10	78	1	77	0	25	7.7
RICHARDSON, J.	4	41	0	41	1	31	10.2
ANDERSON, O.	7	25	3	22	0	9	3.1

Passing	C-A-I	Yds	TD	Long	Sack
GABRIEL, Dillon	32-47-0	408	4	64	0

Receiving	No.	Yards	TD	Long
WILLIAMS, Mar.	13	136	0	24
ROBINSON, J.	9	150	2	64
HARRIS, Jacob	5	69	1	21
O'KEEFE, Ryan	2	37	0	20

Punting	No.	Yds	Avg	Long	In20	TB
OSTEEN, Andrew	3	118	39.3	56	1	0

Punt Returns	No.	Yards	TD	Long
WILLIAMS, Mar.	2	6	0	5

Kick Returns	No.	Yards	TD	Long

Tackles	UA-A	Total	Sacks	TFL
ROBINSON, A.	7-1	8	0.0	1.0
MITCHELL, Eric	3-5	8	0.0	0.0

East Carolina

Rushing	No.	Gain	Loss	Net	TD	Lg	Avg
MITCHELL, Ktn	8	66	0	66	0	20	8.2
AHLERS, Holton	12	76	21	55	0	19	4.6
HARRIS, Rahjai	12	45	3	42	0	14	3.5
HAYDEN, Chase	9	43	1	42	0	11	4.7

Passing	C-A-I	Yds	TD	Long	Sack
AHLERS, Holton	14-29-1	215	3	37	2

Receiving	No.	Yards	TD	Long
OMOTOSHO, Audie	3	56	0	24
JOHNSON, C.J.	2	52	1	37
PROEHL, Blake	2	19	0	12
MITCHELL, Ktn	2	18	0	13

Punting	No.	Yds	Avg	Long	In20	TB
YOUNG, Jonn	3	131	43.7	49	2	0
LARSEN, Luke	2	82	41.0	47	0	0

Punt Returns	No.	Yards	TD	Long
SNEAD, Tyler	1	4	0	4

Kick Returns	No.	Yards	TD	Long
SNEAD, Tyler	5	83	0	23

Tackles	UA-A	Total	Sacks	TFL
DOURSEAU, Shaw	5-3	8	0.0	0.0
SMITH, Xavier	3-5	8	0.0	0.0

Qtr	Time	Scoring Play	V-H
1st	11:20	ECU - PINNIX, Darius 17 yd pass from AHLERS, Holton (VERITY, Jake kick), 9-75 3:40	0 - 7
	08:22	UCF - MCCRAE, Greg 1 yd run (OBARSKI, Daniel kick), 11-75 2:58	7 - 7
	04:28	UCF - OBARSKI, Daniel 26 yd field goal, 7-26 1:34	10 - 7
2nd	07:55	UCF - OBARSKI, Daniel 33 yd field goal, 10-50 3:07	13 - 7
	04:57	UCF - ROBINSON, J. 64 yd pass from GABRIEL, Dillon (OBARSKI, Daniel kick), 4-78 0:57	20 - 7
	00:24	UCF - HESCOCK, Jake 7 yd pass from GABRIEL, Dillon (OBARSKI, Daniel kick), 9-86 2:45	27 - 7
3rd	13:11	UCF - HARRIS, Jacob 11 yd pass from GABRIEL, Dillon (OBARSKI, Daniel kick), 8-75 1:49	34 - 7
	09:57	UCF - ROBINSON, J. 9 yd pass from GABRIEL, Dillon (OBARSKI, Daniel kick), 6-55 1:44	41 - 7
	06:26	ECU - JOHNSON, C.J. 37 yd pass from AHLERS, Holton (VERITY, Jake kick), 8-92 3:31	41 - 14
4th	13:33	UCF - OBARSKI, Daniel 31 yd field goal, 9-66 2:20	44 - 14
	08:09	ECU - PINNIX, Darius 3 yd run (VERITY, Jake kick), 12-75 5:24	44 - 21
	03:59	UCF - RICHARDSON, J. 31 yd run (OBARSKI, Daniel kick), 1-31 0:08	51 - 21
	00:19	ECU - SNEAD, Tyler 7 yd pass from AHLERS, Holton (VERITY, Jake kick), 11-77 3:40	51 - 28





Quickie Statistics (Final)
Tulsa vs #11 UCF (Oct 03, 2020 at Orlando, Fla.)

	TLS	UCF
Score	34	26
FIRST DOWNS	21	23
RUSHES-YARDS (NET)	44-165	34-125
PASSING YDS (NET)	273	330
Passes Att-Comp-Int	29-17-1	51-28-1
TOTAL OFFENSE PLAYS-YARDS	73-438	85-455
Fumble Returns-Yards	0-0	0-0
Punt Returns-Yards	2-16	1-14
Kickoff Returns-Yards	3-56	5-96
Interception Returns-Yards	1-13	1-0
Punts (Number-Avg)	7-45.1	7-46.7
Fumbles-Lost	2-2	2-2
Penalties-Yards	8-95	18-124
Possession Time	30:34	29:26
Third-Down Conversions	6 of 15	7 of 18
Fourth-Down Conversions	0 of 0	1 of 1
Red-Zone Scores-Chances	4-4	3-4

Tulsa

Rushing	No.	Gain	Loss	Net	TD	Lg	Avg
WILKERSON, T.	22	93	7	86	1	24	3.9
TAYLOR II, C.	11	64	4	60	0	14	5.5
PRINCE, D.	8	44	3	41	0	23	5.1
SMITH, Z.	3	0	22	-22	0	0	-7.3

Passing	C-A-I	Yds	TD	Long	Sack
SMITH, Z.	17-29-1	273	3	49	2

Receiving	No.	Yards	TD	Long
STOKES, K.	6	95	1	49
CRAWFORD JR, S.	4	74	1	34
JOHNSON, J.	2	69	1	48
SANTANA, J.	1	19	0	19

Punting	No.	Yds	Avg	Long	In20	TB
WILSON, L.	7	316	45.1	67	4	0

Punt Returns	No.	Yards	TD	Long
STOKES, K.	2	16	0	17

Kick Returns	No.	Yards	TD	Long
LOVICK, C.	2	44	0	24
WATKINS, A.	1	12	0	12

Tackles	UA-A	Total	Sacks	TFL
COLLINS, Z.	7-3	10	0.0	3.5
REEVES, T.	6-3	9	0.0	0.0

UCF

Rushing	No.	Gain	Loss	Net	TD	Lg	Avg
ANDERSON, O.	17	90	6	84	1	49	4.9
GABRIEL, Dillon	4	31	3	28	0	20	7.0
MCCRAE, Greg	6	16	0	16	0	4	2.7
SCHNEIDER, Cole	1	1	0	1	1	1	1.0

Passing	C-A-I	Yds	TD	Long	Sack
GABRIEL, Dillon	28-51-1	330	1	53	1

Receiving	No.	Yards	TD	Long
WILLIAMS, Mar.	9	98	0	22
ANDERSON, O.	4	8	0	5
ROBINSON, J.	3	111	0	53
HARRIS, Jacob	3	23	1	12

Punting	No.	Yds	Avg	Long	In20	TB
OSTEEN, Andrew	7	327	46.7	56	2	1

Punt Returns	No.	Yards	TD	Long
ANDERSON, O.	1	14	0	11

Kick Returns	No.	Yards	TD	Long
RICHARDSON, J.	4	77	0	26
O'KEEFE, Ryan	1	19	0	19

Tackles	UA-A	Total	Sacks	TFL
MITCHELL, Eric	6-7	13	0.0	1.0
GILYARD, Eriq	4-8	12	0.0	1.0

Qtr	Time	Scoring Play	V-H
1st	10:13	UCF - HARRIS, Jacob 12 yd pass from GABRIEL, Dillon (OBARSKI, Daniel kick), 3-8 1:13	0 - 7
	07:35	UCF - GILYARD, Eriq safety	0 - 9
	06:58	UCF - ANDERSON, O. 49 yd run (OBARSKI, Daniel kick), 2-47 0:31	0 - 16
	02:16	TLS - COLLINS, Z. safety	2 - 16
2nd	11:41	TLS - LONG, Z. 20 yd field goal, 10-30 4:04	5 - 16
	01:39	UCF - SCHNEIDER, Cole 1 yd run (OBARSKI, Daniel kick), 13-96 4:54	5 - 23
	00:53	TLS - JOHNSON, J. 48 yd pass from SMITH, Z. (LONG, Z. kick), 4-88 0:41	12 - 23
3rd	14:49	TLS - CRAWFORD JR, S. 34 yd pass from SMITH, Z. (LONG, Z. kick), 1-34 0:06	19 - 23
	11:16	UCF - OBARSKI, Daniel 26 yd field goal, 11-67 3:27	19 - 26
	07:20	TLS - WILKERSON, T. 2 yd run (LONG, Z. kick failed), 9-75 3:56	25 - 26
4th	12:56	TLS - STOKES, K. 13 yd pass from SMITH, Z. (SMITH, Z. pass failed), 5-61 2:22	31 - 26
	01:30	TLS - LONG, Z. 34 yd field goal, 10-51 4:05	34 - 26





Quickie Statistics (Final) UCF vs Memphis (Oct 17, 2020 at Memphis, Tennessee)

	UCF	MEM
Score	49	50
FIRST DOWNS	34	41
RUSHES-YARDS (NET)	47-197	45-217
PASSING YDS (NET)	601	486
Passes Att-Comp-Int	49-35-0	50-34-0
TOTAL OFFENSE PLAYS-YARDS	96-798	95-703
Fumble Returns-Yards	0-0	0-0
Punt Returns-Yards	0-0	0-0
Kickoff Returns-Yards	0-0	2-34
Interception Returns-Yards	0-0	0-0
Punts (Number-Avg)	2-41.5	4-46.2
Fumbles-Lost	3-1	2-1
Penalties-Yards	10-96	7-44
Possession Time	26:23	33:37
Third-Down Conversions	5 of 13	6 of 16
Fourth-Down Conversions	3 of 5	5 of 5
Red-Zone Scores-Chances	4-6	6-6

UCF

Rushing	No.	Gain	Loss	Net	TD	Lg	Avg
MCCRAE, Greg	17	80	2	78	1	24	4.6
ANDERSON, O.	18	72	2	70	0	13	3.9
GABRIEL, Dillon	12	64	15	49	1	28	4.1

Passing	C-A-I	Yds	TD	Long	Sack
GABRIEL, Dillon	35-49-0	601	5	93	3

Receiving	No.	Yards	TD	Long
WILLIAMS, Mar.	13	191	1	85
ROBINSON, J.	10	173	2	43
O'KEEFE, Ryan	4	175	1	93
MCCRAE, Greg	4	27	0	10

Punting	No.	Yds	Avg	Long	In20	TB
OSTEEN, Andrew	2	83	41.5	42	1	0

Punt Returns	No.	Yards	TD	Long

Kick Returns	No.	Yards	TD	Long

Tackles	UA-A	Total	Sacks	TFL
BETHUNE, Tatum	5-6	11	0.5	2.0
CHARLTON, Randy	6-0	6	0.0	0.0

Memphis

Rushing	No.	Gain	Loss	Net	TD	Lg	Avg
CLARK, R.	21	116	4	112	0	29	5.3
WATKINS, Kylan	10	65	1	64	0	30	6.4
WHITE, Brady	8	42	12	30	1	11	3.8
MARTIN, Asa	2	24	0	24	0	15	12.0

Passing	C-A-I	Yds	TD	Long	Sack
WHITE, Brady	34-50-0	486	6	52	2

Receiving	No.	Yards	TD	Long
AUSTIN, Calvin	9	151	2	40
WASHINGTON, T.	7	131	0	52
DYKES, Sean	6	57	1	21
IVORY, Javon	4	88	1	36

Punting	No.	Yds	Avg	Long	In20	TB
WILLIAMS, Adam	3	141	47.0	50	2	0
WHITE, Brady	1	44	44.0	44	0	1

Punt Returns	No.	Yards	TD	Long

Kick Returns	No.	Yards	TD	Long
IVORY, Javon	1	16	0	16
CLEMONS, Jalil	1	18	0	18

Tackles	UA-A	Total	Sacks	TFL
JOHNSON, Q.	10-4	14	0.0	0.0
OWENS, Rodney	10-2	12	0.0	1.0

Qtr	Time	Scoring Play	V-H
1st	08:08	UCF - MCCRAE, Greg 1 yd run (OBARSKI, Daniel kick), 11-80 3:28	7 - 0
	07:11	MEM - AUSTIN, Calvin 12 yd pass from WHITE, Brady (PATTERSON, R. kick), 4-75 0:57	7 - 7
2nd	12:14	UCF - ROBINSON, J. 43 yd pass from GABRIEL, Dillon (OBARSKI, Daniel kick), 10-80 3:01	14 - 7
	07:35	UCF - WILLIAMS, Mar. 85 yd pass from GABRIEL, Dillon (OBARSKI, Daniel kick blockd), 2-85 0:21	20 - 7
	02:06	MEM - WHITE, Brady 1 yd run (PATTERSON, R. kick), 8-68 3:12	20 - 14
	00:12	UCF - ROBINSON, J. 10 yd pass from GABRIEL, Dillon (OBARSKI, Daniel kick), 9-75 1:54	27 - 14
3rd	11:32	UCF - GABRIEL, Dillon 14 yd run (WILLIAMS, Mar. pass from GABRIEL, Dillon), 11-75 3:28	35 - 14
	08:16	MEM - WILSON, K. 6 yd pass from WHITE, Brady (WASHINGTON, T. pass from WHITE, Brady), 9-75 3:16	35 - 22
	00:55	MEM - IVORY, Javon 17 yd pass from WHITE, Brady (PATTERSON, R. kick), 8-96 3:28	35 - 29
4th	12:40	UCF - O'KEEFE, Ryan 93 yd pass from GABRIEL, Dillon (WILLIAMS, Mar. pass from GABRIEL, Dillon), 1-93 0:13	43 - 29
	09:16	MEM - DYKES, Sean 3 yd pass from WHITE, Brady (DYKES, Sean pass from WHITE, Brady), 12-70 3:24	43 - 37
	05:29	UCF - HARRIS, Jacob 10 yd pass from GABRIEL, Dillon (GABRIEL, Dillon pass failed), 12-75 3:47	49 - 37
	03:41	MEM - WATKINS, Kylan 22 yd pass from WHITE, Brady (PATTERSON, R. kick), 6-84 1:44	49 - 44
	01:08	MEM - AUSTIN, Calvin 4 yd pass from WHITE, Brady (WHITE, Brady rush failed), 9-85 1:30	49 - 50





Quickie Statistics (Final) Tulane vs UCF (Oct 24, 2020 at Orlando, Fla.)

	TULANE	UCF
Score	34	51
FIRST DOWNS	21	36
RUSHES-YARDS (NET)	38-125	59-267
PASSING YDS (NET)	215	422
Passes Att-Comp-Int	24-14-1	40-26-0
TOTAL OFFENSE PLAYS-YARDS	62-340	99-689
Fumble Returns-Yards	0-0	0-0
Punt Returns-Yards	1-54	1-0
Kickoff Returns-Yards	3-67	4-21
Interception Returns-Yards	0-0	1-0
Punts (Number-Avg)	5-47.6	1-56.0
Fumbles-Lost	2-0	0-0
Penalties-Yards	2-10	4-20
Possession Time	25:46	34:14
Third-Down Conversions	3 of 9	10 of 17
Fourth-Down Conversions	1 of 1	3 of 4
Red-Zone Scores-Chances	4-4	5-6

Tulane

Rushing	No.	Gain	Loss	Net	TD	Lg	Avg
Huderson,S.	14	89	1	88	1	16	6.3
Carroll,C.	11	50	6	44	0	20	4.0
TEAM	1	0	2	-2	0	0	-2.0
Pratt,M.	12	24	29	-5	0	11	-0.4

Passing	C-A-I	Yds	TD	Long	Sack
Pratt,M.	14-24-1	215	3	28	5

Receiving	No.	Yards	TD	Long
Jackson,Jh.	4	59	2	20
Watts,D.	3	48	1	28
Huderson,S.	2	44	0	26
Watts,P.	2	30	0	18

Punting	No.	Yds	Avg	Long	In20	TB
Wright,R.	5	238	47.6	62	3	0

Punt Returns	No.	Yards	TD	Long
Jackson,Jh.	1	54	0	54

Kick Returns	No.	Yards	TD	Long
Jackson,Jh.	3	67	0	23

Tackles	UA-A	Total	Sacks	TFL
Williams,Do.	11-1	12	0.0	0.0
Kuerschen,C.	7-4	11	0.0	0.0

UCF

Rushing	No.	Gain	Loss	Net	TD	Lg	Avg
MCCRAE, Greg	25	163	1	162	1	54	6.5
ANDERSON, O.	11	46	0	46	0	10	4.2
THOMPSON, Ben.	10	42	0	42	1	20	4.2
GABRIEL, Dillon	12	46	27	19	0	11	1.6

Passing	C-A-I	Yds	TD	Long	Sack
GABRIEL, Dillon	26-40-0	422	5	55	3

Receiving	No.	Yards	TD	Long
WILLIAMS, Mar.	9	174	3	54
ROBINSON, J.	4	63	0	23
O'KEEFE, Ryan	3	35	0	15
HARRIS, Jacob	2	96	1	55

Punting	No.	Yds	Avg	Long	In20	TB
OSTEEN, Andrew	1	56	56.0	56	0	0

Punt Returns	No.	Yards	TD	Long
WILLIAMS, Mar.	1	0	0	0

Kick Returns	No.	Yards	TD	Long
SAMS, Cade	1	0	0	0
O'KEEFE, Ryan	1	21	0	21

Tackles	UA-A	Total	Sacks	TFL
GRANT, Richie	6-5	11	0.0	1.0
MITCHELL, Eric	3-5	8	0.0	1.5

Qtr	Time	Scoring Play	V-H
1st	11:35	UCF - OBARSKI, Daniel 23 yd field goal, 8-69 3:25	0 - 3
	09:22	TULANE - Watts,D. 28 yd pass from Pratt,M. (Glover,M. kick), 7-69 2:05	7 - 3
	08:04	UCF - WILLIAMS, Mar. 54 yd pass from GABRIEL, Dillon (OBARSKI, Daniel kick), 5-79 1:12	7 - 10
	04:15	TULANE - Jackson,Jh. 20 yd pass from Pratt,M. (Glover,M. kick), 8-79 3:43	14 - 10
2nd	13:41	UCF - MCCRAE, Greg 3 yd run (OBARSKI, Daniel kick), 5-89 1:12	14 - 17
	09:20	UCF - THOMPSON, Ben. 2 yd run (OBARSKI, Daniel kick), 10-71 2:30	14 - 24
	03:13	UCF - HESCOCK, Jake 4 yd pass from GABRIEL, Dillon (OBARSKI, Daniel kick), 14-83 3:58	14 - 31
	00:05	UCF - WILLIAMS, Mar. 7 yd pass from GABRIEL, Dillon (OBARSKI, Daniel kick failed), 8-67 1:21	14 - 37
3rd	09:22	TULANE - James,T. 0 yd fumble recovery (Glover,M. kick), 12-75 5:38	21 - 37
	07:47	UCF - WILLIAMS, Mar. 35 yd pass from GABRIEL, Dillon (OBARSKI, Daniel kick), 6-49 1:33	21 - 44
	03:56	TULANE - Jackson,Jh. 8 yd pass from Pratt,M. (Glover,M. kick), 8-75 3:51	28 - 44
	03:26	UCF - HARRIS, Jacob 41 yd pass from GABRIEL, Dillon (OBARSKI, Daniel kick), 3-43 0:29	28 - 51
4th	08:30	TULANE - Huderson,S. 9 yd run (Pratt,M. rush failed), 2-9 0:47	34 - 51





Quickie Statistics (Final) UCF vs Houston (Oct 31, 2020 at Houston, Texas)

	UCF	HOU
Score	44	21
FIRST DOWNS	32	26
RUSHES-YARDS (NET)	51-353	37-165
PASSING YDS (NET)	328	269
Passes Att-Comp-Int	33-19-0	42-22-2
TOTAL OFFENSE PLAYS-YARDS	84-681	79-434
Fumble Returns-Yards	0-0	1-34
Punt Returns-Yards	0-0	1-17
Kickoff Returns-Yards	2-44	3-79
Interception Returns-Yards	2-41	0-0
Punts (Number-Avg)	3-44.0	6-45.0
Fumbles-Lost	2-1	0-0
Penalties-Yards	8-70	7-60
Possession Time	27:19	32:41
Third-Down Conversions	8 of 15	6 of 16
Fourth-Down Conversions	0 of 0	1 of 1
Red-Zone Scores-Chances	5-6	2-4

UCF

Rushing	No.	Gain	Loss	Net	TD	Lg	Avg
ANDERSON, O.	16	170	0	170	1	46	10.6
MCCRAE, Greg	16	107	0	107	1	26	6.7
THOMPSON, Ben.	8	87	0	87	1	32	10.9
GABRIEL, Dillon	11	25	36	-11	0	11	-1.0

Passing	C-A-I	Yds	TD	Long	Sack
GABRIEL, Dillon	19-33-0	328	2	49	6

Receiving	No.	Yards	TD	Long
ROBINSON, J.	5	107	0	49
WILLIAMS, Mar.	5	87	0	42
O'KEEFE, Ryan	3	97	2	36
HESCOCK, Jake	3	12	0	8

Punting	No.	Yds	Avg	Long	In20	TB
OSTEEN, Andrew	3	132	44.0	49	1	0

Punt Returns	No.	Yards	TD	Long

Kick Returns	No.	Yards	TD	Long
O'KEEFE, Ryan	2	44	0	22

Tackles	UA-A	Total	Sacks	TFL
GAINOUS, Derek	8-1	9	0.0	0.0
BETHUNE, Tatum	5-3	8	0.0	1.5
ROBINSON, A.	6-1	7	0.0	0.0

Houston

Rushing	No.	Gain	Loss	Net	TD	Lg	Avg
PORTER, Kyle	13	55	3	52	1	18	4.0
TUNE, Clayton	10	58	21	37	0	17	3.7
CAR, Mulbah	8	33	0	33	0	10	4.1
SMITH, Chandler	3	19	0	19	0	10	6.3

Passing	C-A-I	Yds	TD	Long	Sack
TUNE, Clayton	21-41-2	263	1	32	3
HOLGORSEN, Loga	1-1-0	6	0	6	0

Receiving	No.	Yards	TD	Long
DELL, Nathaniel	6	88	1	32
BRADLEY, Tre'Vo	6	76	0	21
CORBIN, Keith	4	51	0	30
SMITH, Bryson	3	38	0	24

Punting	No.	Yds	Avg	Long	In20	TB
WILKINS, Laine	6	270	45.0	53	2	2

Punt Returns	No.	Yards	TD	Long
JONES, Marcus	1	17	0	17

Kick Returns	No.	Yards	TD	Long
DELL, Nathaniel	3	79	0	32

Tackles	UA-A	Total	Sacks	TFL
STUARD, Grant	6-6	12	1.0	1.0
ANDERSON, Deon	3-6	9	0.0	0.0
OWENS, Gervarri	6-0	6	0.0	0.0

Qtr	Time	Scoring Play	V-H
1st	07:59	UCF - OBARSKI, Daniel 34 yd field goal, 9-63 2:55	3 - 0
	04:03	HOU - STUARD, Grant 34 yd fumble recovery (WITHERSPOON, Da kick)	3 - 7
	02:15	UCF - O'KEEFE, Ryan 34 yd pass from GABRIEL, Dillon (OBARSKI, Daniel kick), 4-78 1:48	10 - 7
2nd	10:59	UCF - THOMPSON, Ben. 1 yd run (OBARSKI, Daniel kick), 7-70 1:40	17 - 7
	05:20	UCF - OBARSKI, Daniel 24 yd field goal, 13-89 3:46	20 - 7
	00:19	UCF - OBARSKI, Daniel 38 yd field goal, 9-59 1:19	23 - 7
3rd	06:16	HOU - PORTER, Kyle 1 yd run (TUNE, Clayton pass failed), 11-85 3:20	23 - 13
4th	14:38	UCF - O'KEEFE, Ryan 36 yd pass from GABRIEL, Dillon (OBARSKI, Daniel kick), 6-58 1:40	30 - 13
	07:03	UCF - MCCRAE, Greg 1 yd run (OBARSKI, Daniel kick), 9-75 4:02	37 - 13
	04:17	HOU - DELL, Nathaniel 10 yd pass from TUNE, Clayton (SMITH, Chandler pass from TUNE, Clayton), 8-82 2:46	37 - 21
	01:36	UCF - ANDERSON, O. 28 yd run (OBARSKI, Daniel kick), 6-47 2:41	44 - 21





Quickie Statistics (Final)
Temple vs UCF (Nov 14, 2020 at Orlando, Fla.)

	TEMPLE	UCF
Score	13	38
FIRST DOWNS	19	19
RUSHES-YARDS (NET)	50-183	39-147
PASSING YDS (NET)	107	272
Passes Att-Comp-Int	25-10-2	24-13-0
TOTAL OFFENSE PLAYS-YARDS	75-290	63-419
Fumble Returns-Yards	0-0	1-6
Punt Returns-Yards	2-8	1-9
Kickoff Returns-Yards	1-22	3-74
Interception Returns-Yards	0-0	2-6
Punts (Number-Avg)	7-45.1	5-46.2
Fumbles-Lost	2-1	3-1
Penalties-Yards	4-35	6-49
Possession Time	37:04	22:47
Third-Down Conversions	6 of 17	4 of 12
Fourth-Down Conversions	1 of 2	1 of 1
Red-Zone Scores-Chances	3-3	4-4

Temple

Rushing	No.	Gain	Loss	Net	TD	Lg	Avg
RULEY, Tayvon	23	97	7	90	0	18	3.9
DOBBINS, Kyle	4	34	0	34	0	16	8.5
SAYDEE, Edward	6	35	4	31	0	14	5.2
NEELY, Onasis	3	12	0	12	1	5	4.0

Passing	C-A-I	Yds	TD	Long	Sack
MITCHELL, Re-al	10-23-2	107	0	26	2
DUNCAN, Matt	0-2-0	0	0	0	2

Receiving	No.	Yards	TD	Long
BLUE, Jadan	5	71	0	26
MARTIN-ROBINSON	2	9	0	7
MACK, Brandon	1	13	0	13
BARBON, Jose	1	10	0	10

Punting	No.	Yds	Avg	Long	In20	TB
BARRY, Adam	7	316	45.1	53	4	1

Punt Returns	No.	Yards	TD	Long
ERDMAN, Willie	2	8	0	6

Kick Returns	No.	Yards	TD	Long
BLUE, Jadan	1	22	0	22

Tackles	UA-A	Total	Sacks	TFL
EBIKETTE, Arnold	8-1	9	1.0	1.0
TYLER, Amir	5-1	6	0.0	0.5
KWENKEU, W.	3-1	4	0.0	0.0
ARCHIBONG, D.	1-3	4	0.0	1.5

UCF

Rushing	No.	Gain	Loss	Net	TD	Lg	Avg
ANDERSON, O.	10	84	1	83	1	22	8.3
MCCRAE, Greg	10	38	2	36	2	7	3.6
JONES, Quadry	3	30	0	30	0	18	10.0
THOMPSON, Ben.	6	15	4	11	0	8	1.4

Passing	C-A-I	Yds	TD	Long	Sack
GABRIEL, Dillon	12-22-0	268	2	70	2
JONES, Quadry	1-2-0	4	0	4	0

Receiving	No.	Yards	TD	Long
ROBINSON, J.	4	113	0	70
WILLIAMS, Mar.	4	102	2	50
HARRIS, Jacob	3	47	0	30
O'KEEFE, Ryan	1	6	0	6

Punting	No.	Yds	Avg	Long	In20	TB
CSTEEN, Andrew	5	231	46.2	57	1	0

Punt Returns	No.	Yards	TD	Long
ANDERSON, O.	1	9	0	9

Kick Returns	No.	Yards	TD	Long
O'KEEFE, Ryan	3	74	0	52

Tackles	UA-A	Total	Sacks	TFL
GILYARD, Eric	7-5	12	1.0	3.0
JEAN-BAPTISTE	7-0	7	0.0	0.0
MORRIS-BRASH	6-0	6	0.0	2.0
GRANT, Richie	4-2	6	0.0	0.0

Qtr	Time	Scoring Play	Y-H	
1st	13:00	UCF - MCCRAE, Greg 7 yd run (OBARSKI, Daniel kick), 4-22 1:05	0 - 7	
	10:19	UCF - ANDERSON, O. 14 yd run (OBARSKI, Daniel kick), 3-27 0:35	0 - 14	
	06:51	UCF - MCCRAE, Greg 1 yd run (OBARSKI, Daniel kick), 7-65 1:48	0 - 21	
2nd	14:20	TEMPLE - BELL, Rory 30 yd field goal, 9-46 4:00	3 - 21	
	3rd	13:12	UCF - WILLIAMS, Mar. 21 yd pass from GABRIEL, Dillon (OBARSKI, Daniel kick), 5-45 1:28	3 - 28
		07:21	UCF - OBARSKI, Daniel 25 yd field goal, 9-72 2:33	3 - 31
4th	03:59	UCF - WILLIAMS, Mar. 21 yd pass from GABRIEL, Dillon (OBARSKI, Daniel kick), 2-91 0:27	3 - 38	
	07:59	TEMPLE - NEELY, Onasis 5 yd run (BELL, Rory kick), 3-12 1:15	10 - 38	
		TEMPLE - BELL, Rory 24 yd field goal, 10-59 4:45	13 - 38	





Quickie Statistics (Final)
#7 Cincinnati vs UCF (Nov 21, 2020 at Orlando, Fla.)

	CIN	UCF
Score	36	33
FIRST DOWNS	28	23
RUSHES-YARDS (NET)	48-144	35-116
PASSING YDS (NET)	338	243
Passes Att-Comp-Int	32-21-0	49-26-1
TOTAL OFFENSE PLAYS-YARDS	80-482	84-359
Fumble Returns-Yards	0-0	0-0
Punt Returns-Yards	3-11	1-0
Kickoff Returns-Yards	1-16	0-0
Interception Returns-Yards	1-20	0-0
Punts (Number-Avg)	4-41.0	6-43.3
Fumbles-Lost	3-1	0-0
Penalties-Yards	11-86	5-65
Possession Time	37:08	22:51
Third-Down Conversions	5 of 14	11 of 19
Fourth-Down Conversions	1 of 2	0 of 1
Red-Zone Scores-Chances	5-6	5-5

Cincinnati

Rushing	No.	Gain	Loss	Net	TD	Lg	Avg
DOAKS, Gerrid	28	100	3	97	0	15	3.5
RIDDER, Desmond	14	73	16	57	2	20	4.1
FORD, Jerome	3	6	1	5	0	4	1.7
YOUNG, Michael	1	0	6	-6	0	0	-6.0

Passing	C-A-I	Yds	TD	Long	Sack
RIDDER, Desmond	21-32-0	338	2	35	2

Receiving	No.	Yards	TD	Long
TAYLOR, Leonard	6	76	1	20
WHYLE, Josh	5	81	1	29
DOAKS, Gerrid	3	36	0	13
PIERCE, Alec	2	49	0	35

Punting	No.	Yds	Avg	Long	In20	TB
SMITH, James	4	164	41.0	56	2	0

Punt Returns	No.	Yards	TD	Long
MONTGOMERY, R.	3	11	0	8

Kick Returns	No.	Yards	TD	Long
TUCKER, Tre	1	16	0	16

Tackles	UA-A	Total	Sacks	TFL
BEAVERS, D.	8-4	12	1.5	4.0
DUBLANKO, Joel	7-0	7	0.0	0.0

UCF

Rushing	No.	Gain	Loss	Net	TD	Lg	Avg
ANDERSON, O.	12	54	3	51	0	22	4.2
GABRIEL, Dillon	11	49	19	30	0	10	2.7
MCCRAE, Greg	7	19	0	19	1	6	2.7
THOMPSON, Ben.	5	17	1	16	0	6	3.2

Passing	C-A-I	Yds	TD	Long	Sack
GABRIEL, Dillon	26-49-1	243	3	41	3

Receiving	No.	Yards	TD	Long
WILLIAMS, Mar.	8	97	2	19
ROBINSON, J.	5	32	1	11
NIXON, Tre	5	24	0	8
O'KEEFE, Ryan	3	9	0	8

Punting	No.	Yds	Avg	Long	In20	TB
OSTEEN, Andrew	6	260	43.3	50	0	0

Punt Returns	No.	Yards	TD	Long
ANDERSON, O.	1	0	0	0

Kick Returns	No.	Yards	TD	Long

Tackles	UA-A	Total	Sacks	TFL
GRANT, Richie	10-6	16	0.0	1.5
BETHUNE, Tatum	6-4	10	1.0	2.5

Qtr	Time	Scoring Play	V-H
1st	12:44	UCF - MCCRAE, Greg 3 yd run (OBARSKI, Daniel kick), 9-75 2:16	0 - 7
	10:10	CIN - SMITH, Cole 47 yd field goal, 6-35 2:34	3 - 7
	07:39	UCF - WILLIAMS, Mar. 6 yd pass from GABRIEL, Dillon (OBARSKI, Daniel kick), 6-22 1:33	3 - 14
2nd	11:37	CIN - WHYLE, Josh 29 yd pass from RIDDER, Desmond (SMITH, Cole kick), 5-73 1:22	10 - 14
	03:14	CIN - SMITH, Cole 26 yd field goal, 10-68 5:31	13 - 14
	01:23	CIN - RIDDER, Desmond 3 yd run (RIDDER, Desmond pass failed), 5-70 0:43	19 - 14
	00:01	UCF - OBARSKI, Daniel 36 yd field goal, 11-56 1:22	19 - 17
3rd	06:29	CIN - SMITH, Cole 22 yd field goal, 16-87 8:31	22 - 17
	03:59	UCF - WILLIAMS, Mar. 19 yd pass from GABRIEL, Dillon (WILLIAMS, Mar. pass from GABRIEL, Dillon), 10-75 2:30	22 - 25
4th	13:07	CIN - RIDDER, Desmond 1 yd run (SMITH, Cole kick), 4-16 1:01	29 - 25
	07:15	CIN - TAYLOR, Leonard 7 yd pass from RIDDER, Desmond (SMITH, Cole kick), 10-71 5:14	36 - 25
	04:27	UCF - ROBINSON, J. 10 yd pass from GABRIEL, Dillon (HARRIS, Jacob pass from GABRIEL, Dillon), 12-75 2:48	36 - 33





Quickie Statistics (Final)
UCF vs South Florida (Nov 27, 2020 at Tampa, Fla.)

	UCF	USF
Score	58	46
FIRST DOWNS	28	38
RUSHES-YARDS (NET)	45-241	46-242
PASSING YDS (NET)	336	404
Passes Att-Comp-Int	36-22-1	47-32-0
TOTAL OFFENSE PLAYS-YARDS	81-577	93-646
Fumble Returns-Yards	2-0	0-0
Punt Returns-Yards	2-24	0-0
Kickoff Returns-Yards	1-28	2-53
Interception Returns-Yards	0-0	1-0
Punts (Number-Avg)	5-41.8	3-46.0
Fumbles-Lost	0-0	2-2
Penalties-Yards	7-80	8-60
Possession Time	26:41	33:19
Third-Down Conversions	6 of 16	8 of 15
Fourth-Down Conversions	2 of 2	0 of 2
Red-Zone Scores-Chances	6-6	7-7

UCF

Rushing	No.	Gain	Loss	Net	TD	Lg	Avg
MCCRAE, Greg	25	137	7	130	1	22	5.2
THOMPSON, Ben.	16	110	0	110	2	27	6.9
GABRIEL, Dillon	3	12	10	2	1	12	0.7
TEAM	1	0	1	-1	0	0	-1.0

Passing	C-A-I	Yds	TD	Long	Sack
GABRIEL, Dillon	22-36-1	336	4	51	2

Receiving	No.	Yards	TD	Long
HARRIS, Jacob	5	110	3	47
NIXON, Tre	5	94	0	51
ROBINSON, J.	5	81	0	42
MCCRAE, Greg	4	32	0	12

Punting	No.	Yds	Avg	Long	In20	TB
OSTEEN, Andrew	5	209	41.8	49	1	2

Punt Returns	No.	Yards	TD	Long
JOHNSON, Amari	2	24	0	19

Kick Returns	No.	Yards	TD	Long
O'KEEFE, Ryan	1	28	0	28

Tackles	UA-A	Total	Sacks	TFL
BETHUNE, Tatum	4-5	9	0.0	0.0
JEAN-BAPTISTE	8-0	8	0.0	0.0

South Florida

Rushing	No.	Gain	Loss	Net	TD	Lg	Avg
JOINER, Kelly	14	116	0	116	0	23	8.3
BATTIE, Brian	15	105	3	102	1	30	6.8
FELIX, Darrian	4	22	5	17	0	10	4.2
McCLOUD, Jordan	13	43	36	7	1	12	0.5

Passing	C-A-I	Yds	TD	Long	Sack
McCLOUD, Jordan	32-46-0	404	4	30	5
SCRIBNER, Kenny	0-1-0	0	0	0	0

Receiving	No.	Yards	TD	Long
MILLER, Bryce	11	121	2	22
DUKES, DeVontre	5	66	2	23
WEAVER, Xavier	4	65	0	19
ST. FELIX, R	3	65	0	30

Punting	No.	Yds	Avg	Long	In20	TB
SCHNEIDER, T	3	138	46.0	53	0	0

Punt Returns	No.	Yards	TD	Long
BATTIE, Brian	2	53	0	31

Kick Returns	No.	Yards	TD	Long
BATTIE, Brian	2	53	0	31

Tackles	UA-A	Total	Sacks	TFL
BOYLES, Dwayne	7-6	13	0.0	2.0
MIMS, Andrew	7-4	11	1.0	2.0

Qtr	Time	Scoring Play	V-H
1st	07:37	USF - DUKES, DeVontre 23 yd pass from McCLOUD, Jordan (SHRADER, S kick), 8-80 1:54	0 - 7
	05:07	UCF - THOMPSON, Ben. 27 yd run (OBARSKI, Daniel kick), 8-75 2:30	7 - 7
	00:25	UCF - HESCOCK, Jake 1 yd pass from GABRIEL, Dillon (OBARSKI, Daniel kick), 11-78 3:31	14 - 7
2nd	13:09	UCF - HARRIS, Jacob 20 yd pass from GABRIEL, Dillon (OBARSKI, Daniel kick), 2-71 0:23	21 - 7
	06:14	UCF - HARRIS, Jacob 25 yd pass from GABRIEL, Dillon (OBARSKI, Daniel kick), 7-49 1:34	28 - 7
	02:29	USF - MILLER, Bryce 5 yd pass from McCLOUD, Jordan (SHRADER, S kick), 11-75 3:45	28 - 14
	00:09	UCF - OBARSKI, Daniel 23 yd field goal, 10-69 2:20	31 - 14
3rd	07:57	USF - McCLOUD, Jordan 3 yd run (SHRADER, S kick), 9-90 3:15	31 - 21
	06:32	UCF - HARRIS, Jacob 47 yd pass from GABRIEL, Dillon (OBARSKI, Daniel kick), 4-69 1:25	38 - 21
	02:19	USF - DUKES, DeVontre 14 yd pass from McCLOUD, Jordan (SHRADER, S kick), 11-86 4:13	38 - 28
	01:13	UCF - GABRIEL, Dillon 12 yd run (OBARSKI, Daniel kick), 4-45 1:06	45 - 28
4th	12:21	USF - SACKETT, Jared 30 yd field goal, 10-62 3:52	45 - 31
	10:10	USF - BATTIE, Brian 1 yd run (SHRADER, S kick), 3-48 0:57	45 - 38
	06:34	UCF - MCCRAE, Greg 20 yd run (OBARSKI, Daniel kick), 5-40 2:27	52 - 38





JOSH HEUPEL
HEAD COACH
3RD SEASON

Hometown

Aberdeen, S.D.

Education

Oklahoma, 2001

Playing Experience

Weber State	1997
Snow College	1998
Oklahoma	1999-00
Miami Dolphins	2001
Green Bay Packers	2002

Coaching Experience

Oklahoma	2004	Graduate Assistant
Arizona	2005	Tight Ends
Oklahoma	2006-10	Quarterbacks
Oklahoma	2011-14	co-Offensive Coordinator
Utah State	2015	Asst. Head Coach/OC
Missouri	2016-17	Offensive Coordinator
UCF	2018-20	Head Coach

Accomplishments

- Consensus All-American
- AP Player of the Year
- Walter Camp Award
- Archie Griffin Award
- Harley Award
- Quarterback of the Year
- Won 7 Conference Titles
- Made 4 NC Appearances
- 7 BCS Bowl Appearances
- 14 Bowl Appearances
- 2 Heisman Trophy Winners

Josh Heupel's first three seasons as head football coach at UCF have featured not only 28 combined victories, but also the eighth best combined winning percentage for 2018 and 2019 (22-4, 84.6%) and a flurry of glossy statistics and national rankings, particularly on the offensive side of the ball.

The Knights have been particularly prolific producing points, yards and first downs in 2020—with UCF on the verge of setting several all-time single-season program records. Heupel's offense currently ranks second nationally in both total offense (585.6 yards per game) and passing (373.0 yards) while also averaging 44.3 points per outing (eighth nationally). Both the total offense and passing numbers will be UCF records if they hold up.

Lefthanded sophomore quarterback Dillon Gabriel conducts the Knights' attack—and he currently ranks first in the country in both total offense (387.9 yards) and passing (372.6) and second in touchdown passes (30). Gabriel threw 288 consecutive passes without an interception in the middle of the 2020 campaign. He was named a Davey O'Brien and Maxwell Award semifinalist, while his top target, senior Marlon Williams (71 catches for 1,039 yards and 10 TDs) was a semifinalist for the Biletnikoff Award.

On the defensive side, Heupel's troops led the country in recovered fumbles in 2020 with 13, while standing second in total turnovers forced (22). The Knights currently rank 24th in tackles for loss (7.6) and 35th in sacks (2.78).

Heupel made an immediate impact during his first year at UCF in 2018, leading the Knights to their second consecutive undefeated regular season and American Athletic Conference Championship. Heupel became just the third coach in history to lead a team to an undefeated regular season in his first year coaching. (Chris Petersen at Boise State in 2003 and Larry Coker at Miami in 2001 also accomplished that feat.)

The Knights followed that success in Heupel's second campaign in Orlando with a 10-3 mark in 2019, earning UCF a program-record fourth consecutive bowl invitation and winning the 2019 Bad Boy Mowers Gasparilla Bowl. Heupel's 22 combined victories in 2018-19 were more than the figure produced by any of the 20 other new coaches who took over major-college programs beginning in 2018.

Preaching a 1-0 mentality every week, Heupel's fast-paced 2018 offense posted 43.2 points per game that ranked sixth in the nation with an average margin of victory of 20.5 points. His Knights in 2019 averaged 43.4 points, good for a number-five NCAA ranking—and won their games by an average of 20.4 points. UCF in 2019 had the fewest turnovers (15) of any team in the AAC.

The 2018 offense churned out an average of 522.7 yards per game to finish the season ranked fifth in the nation—and the 2019 version proved even better than that in averaging 536.6 yards, best in UCF history and ranking fourth nationally. The Knights' ground game set a program single-season record with 3,448 yards on the ground in 2018—as UCF averaged 265.2 yards rushing per game, eighth in the country. Running back Greg McCrae in 2018 became UCF's first 1,000-yard rusher since 2013 with 1,182 yards on the ground, fourth most in program history. Then in 2019 a diversified Knights' run game saw the top four runners combine for 2,488 yards, 27 TDs and an amazing average of 6.46 yards per carry. Those figures allowed UCF to average more than 200 yards per game on the ground over two straight years for the first time—and the Knights made it three in a row with a 212.6-yard average in 2020.

The passing attack in 2018 was one of the best in country behind quarterbacks McKenzie Milton and Darriel Mack Jr. UCF averaged 257.5 yards per game and 29 TDs that year, including 14.94 yards per completion, ninth-best mark in the country. The



quarterbacks posted the 21st-best passing efficiency mark of 149.71, while throwing just seven interceptions, fewest by a UCF team in program history. The offensive line kept the backfield clean with just 19 sacks allowed. In 2019 the Knights transitioned to true freshman signal-caller Gabriel who produced a 29-to-seven TD pass-to-interception ratio, threw for 3,653 yards (13th nationally), averaged 15.48 yards per completion (fourth in the nation) and rated 13th in passing efficiency at 156.9.

Not to be outdone, the UCF defense had a stellar 2018 campaign. UCF allowed just 22.7 points per game and ranked sixth in the nation with 28 forced turnovers on the year. The Knights racked up 8.2 tackles for loss per game, fifth most in the nation, and had 29 sacks. Richie Grant led the way with six interceptions, third most in the nation, while Nate Evans had a pair of fumble recoveries, including a 94-yard TD recovery and return against East Carolina. Second-half adjustments were key to the Knights' success, as opponents scored just 8.5 points per second half, including 3.3 points per third quarter.

UCF's 2019 defense led the nation in tackles for loss at 9.0 per game while permitting only 23.0 points. The Knights ranked fifth in the country in third-down defense (.293 conversion rate) and third in pass efficiency defense. So far in 2020, UCF leads the nation in fumbles recovered (13) and stands second in forced turnovers with 22. The Knights stand among the top 25 teams nationally in tackles for loss at 7.6 per contest.

Heupel's first two seasons at UCF produced perfect homefield records—as the Knights headed into the 2020 season with 21 consecutive home victories (one behind Clemson for the longest streak in the country in that category). UCF stands 16-2 at the Bounce House in Heupel's three seasons directing the Knights.

The Knights in 2018 put a league record 17 student-athletes on All-American Athletic Conference teams—then added a dozen in 2019. Milton in 2018 became the first player in conference history to repeat as the Offensive Player of the Year. Offensive lineman Jake Brown and safety Richie Grant earned first-team honors in both seasons. Additional first-team selections for UCF were wide receiver Gabriel Davis (2019), center Jordan Johnson



(2018), offensive lineman Cole Schneider (2018), linebacker Nate Evans (2018) and cornerback Nevelle Clarke (2018). Milton finished sixth in 2018 Heisman Trophy voting.

UCF went 11-0 in the 2018 regular season, earning the American Athletic Conference East Division crown and a spot in the league title game. The Knights came back from a 17-point deficit to defeat Memphis 56-41 in the AAC Championship Game. The Knights earned a berth to the 2019 Fiesta Bowl, where they ultimately fell to 11th-ranked LSU 40-32, snapping the team's 25-game win streak. Including three victories to open the 2019 campaign, the Knights extended their regular-season win streak to 28 games (including two AAC Championship Games).

Heupel was named the 2018 First Year Coach of the Year by the Football Writers Association of America and was a finalist for the AP National Coach of the Year Award, the Paul "Bear" Bryant Coach of the Year Award and the Eddie Robinson Coach of the Year Award. He led UCF to as high as seventh in both the Associated Press top 25 and Amway poll of coaches, the highest regular-season rankings in program history. The Knights finished the year ranked 11th in the AP and 12th in the coaches' poll.

The Knights had 43 players selected to the 2018-19 AAC All-Academic Team and another 51 to the 2019-20 team. UCF also won a 2019 NCAA Academic Progress Rate Public Recognition Award as its four-year 984 APR figure for football ranked it among the top 10 percent of schools in that sport.

Heupel is the 11th head coach in the history of UCF football. UCF vice president and director of athletics Danny White announced the hire on Dec. 5, 2017. Heupel received an initial five-year contract and then signed a one-year extension in December 2018 to keep him as the Knights' head coach through the 2023 season.

Tiger Turnaround

Heupel came to UCF after serving as offensive coordinator/quarterbacks coach at Missouri for two seasons in 2016 and 2017.

In 2015, prior to Heupel's arrival, Missouri ranked 124th in the nation in total offense (280.9). In 2016, the Tigers led the Southeastern Conference and were ranked No. 13 in the nation, averaging 500.5 yards per game. In 2017, Mizzou ranked eighth in the nation in total offense, averaging 502.2 yards per game. The Tigers were also 14th in the nation in scoring at 37.5 points per game.

Missouri quarterback Drew Lock blossomed under Heupel's tutelage. Lock led the SEC in passing as a sophomore, throwing for 3,399 yards and 23 TDs. He followed that with an even stronger junior campaign in 2017, passing for 3,964 yards and an SEC-record 44 TD tosses.

Heupel served as assistant head coach/offensive coordinator/quarterbacks coach at Utah State in 2015. Despite the loss of its starting quarterback to injury, Heupel's unit improved from 81st nationally to 60th in scoring offense.

Sooner Success

Heupel started his coaching career as a graduate assistant at the University of Oklahoma, his alma mater. He was on a coaching staff that took part in back-to-back national championship games following the 2003 and 2004 seasons. Heupel helped mentor Jason White to the Heisman Trophy in 2003.

He spent the 2005 season at Arizona before heading back to Oklahoma as a full-time assistant.

He returned to his alma mater for the 2006 season and coached the quarterbacks for five seasons. Heupel coached Sam Bradford to the Heisman Trophy and the Davey O'Brien and Sammy Baugh awards in 2008. Bradford led the nation in passing efficiency that season and the Sooners tallied an NCAA record five straight 60-point games.

Heupel was promoted to offensive coordinator in 2011 and served in that role for four seasons. His 2011 offense ranked fourth in the nation in total offense and passing offense. The 2012 unit ranked fifth in the nation in passing and 12th in total offense. In 2013, OU led the Big 12 in rushing and total offense. In his final season with OU, the Sooners led the nation in fewest sacks and led the Big 12 and ranked 10th in the nation in rushing, as well as finishing 20th in the nation in scoring and 23rd in total offense.



National Championship Playing Career

Heupel was a national championship-winning quarterback at Oklahoma. He was runner-up for the Heisman Trophy in 2000 while leading the Sooners to a victory over Florida State in the 2001 Orange Bowl, sealing the national title for the Sooners. In 2001, Heupel was the Associated Press Player of the Year, Walter Camp Award winner, Archie Griffin Award winner and a consensus All-America performer.

During his two seasons as the starting quarterback at Oklahoma, Heupel and the Sooners posted a 20-5 record. He passed for 7,456 yards and 53 TDs. Overall, he still ranks among Oklahoma's top three quarterbacks in passing yards, completions and TD passes, despite playing just two years in Norman. He was a junior college All-America performer at Snow College in Utah in 1999, throwing for 2,308 yards and 28 TDs. He was drafted in the sixth round of the 2001 NFL Draft by the Miami Dolphins.


Prominent Pupils

- Dillon Gabriel (UCF): NCAA FBS leader in total offense and passing yards per game in 2020 (2019-20)
- McKenzie Milton (UCF): 2018 AAC Offensive Player of the Year
- Drew Lock (Missouri): SEC single-season TD pass record-setter with 44 (2017)
- Landry Jones (Oklahoma): 2010 Sammy Baugh Award winner; finished No. 3 in NCAA career passing yards and No. 5 in career TD passes
- Sam Bradford (Oklahoma): 2008 Heisman Trophy winner; No. 1 overall pick in 2010 NFL Draft
- Jason White (Oklahoma): 2003 Heisman Trophy winner

Personal File

An Aberdeen, South Dakota, native, Heupel earned his bachelor's degree in business marketing from Oklahoma in 2001. He and his wife Dawn have two children--daughter Hannah and son Jace.





RANDY SHANNON

DC/LINEBACKERS
3RD SEASON

Randy Shannon brings collegiate head-coaching experience, an extensive defensive coaching background and a familiarity with Florida recruiting strongholds to his role as UCF defensive coordinator and linebackers coach.

With Shannon on staff, UCF in 2018 completed its second straight undefeated regular season and capped it with an American Athletic Conference Championship. The Knights earned a berth to the 2019 Fiesta Bowl and rose as high as seventh in both the Associated Press Top 25 and Amway Coaches Poll. UCF followed that with a 10-3 campaign in 2019 to join an elite list of teams with at least 22 combined wins over those two seasons. The Knights have the eighth highest winning percentage (22-4) over the last two seasons.

Shannon's defense had a stellar 2018 campaign. UCF allowed just 22.7 points per game and ranked sixth in the nation with 28 forced turnovers. The Knights racked up 8.2 tackles for loss per game, fifth most in the nation, and had 29 sacks. Richie Grant led the way with six picks, third most in the nation, while Nate Evans had a pair of fumble recoveries, including a 94-yard touchdown recovery and return against East Carolina. Second-half adjustments were key to the Knights' success, as opponents scored just 8.5 points per second half, including 3.3 points per third quarter.

Then, in 2019 UCF led the country in tackles for loss (9.0 per game), improved its NCAA statistical ranking in total defense by 63 spots (to 32th at 346.1 yards per game) and bettered its rushing defense ranking by 64 slots (to 146.6 per game). The Knights allowed 23.0 points per game, also rating fifth nationally in third-down defense and third in passing efficiency defense—and all the UCF defensive averages marked the best for the Knights since 2014.

The 2020 UCF squad leads the nation in fumbles recovered with 13 and stands second in the country in forced turnovers with 22. Leading the way for the Knights is Jim Thorpe and Bednarik Award semifinalist and safety Richie Grant, who paces the team in tackles this year with 72 (49 solo) to go with 3.5 tackles for loss, three interceptions, six pass breakups, two forced fumbles and two fumble recoveries. UCF again ranks among the national team leaders in tackles for loss—24th at 7.6 per game.

Under Shannon's leadership, seven Knights earned all-conference honors in 2018, including first-team members Nate Evans at linebacker, Nevelle Clarke at cornerback and Richie Grant at safety. Defensive linemen Titus Davis and Brendon Hayes, along with linebacker Pat Jasinski, were second-team honorees--while cornerback Brandon Moore garnered honorable mention status. Then in 2019, Grant again became a first-team selection, Hayes and Evans joined defensive back Aaron Robinson on the second team—and Clarke and defensive lineman Kenny Turnier merited honorable mention status. Robinson also claimed honorable mention listing on the Pro Football Focus All-America squad, while Nate Evans garnered honorable mention All-America honors from Phil Steele.

Defensive lineman Trysten Hill continued a long line of players coached by Shannon to be drafted into the NFL, going in the second round of the 2019 NFL Draft to the Dallas Cowboys.

Shannon joined the Knights' staff as defensive coordinator in December 2017 and concluded his third season in that role in 2020. With more than 25 years of coaching experience, Shannon came to Orlando following three seasons at Florida that included time as the Gators' defensive coordinator and interim head coach.



Shannon was the head coach at Miami from 2007-10 and was the Hurricanes' defensive coordinator for six previous seasons from 2001-06. The former Miami linebacker has won three national championships as a coach and a player.

Shannon's defense in Gainesville ranked fifth in the nation in total defense in 2016, allowing just 293.0 yards per game. His squad was also the second-best pass defense in the country, allowing opponents 148.5 yards per game.

Prior to his time at Florida, Shannon spent time at Arkansas, TCU, the NFL Miami Dolphins, and most notably Miami. While defensive coordinator for the Hurricanes, his defenses ranked in the top 10 in the nation in five of six seasons.

Shannon won the Frank Broyles Award, which is presented annually to the nation's best assistant coach, in 2001 and had 25 defensive players drafted by the NFL--including 12 first-round picks--during that span.

During his time as a head coach at Miami, Shannon consistently brought in some of the nation's best recruiting classes, including his 2008 signing class that ranked as the top group in the country by ESPN.

Shannon got his start in coaching at Miami in 1991 after playing two seasons for the Dallas Cowboys. He was a four-year starting linebacker for the Hurricanes and a member of the 1987 national championship team.



ALEX GOLESH

CO-OC/TE
1ST SEASON

Alex Golesh’s initial year as UCF co-offensive coordinator and tight ends coach in 2020 has the makings of the most productive offensive season in Knight history.

UCF’s current averages of 585.6 total yards per game (second nationally) and 373.0 passing yards (also second) both are far away the best all-time for the Knights in a single season. Leading the way for that production have been Davey O’Brien and Maxwell Award semifinalist and sophomore quarterback Dillon Gabriel, who leads the country individually in total offense and passing--along with Biletnikoff Award semifinalist and senior wide receiver Marlon Williams, whose 71 receptions for 1,039 yards and 10 touchdowns rank him top five nationally in all those categories.

Golesh helped UCF gain 798 total yards against Memphis, the most yards gained by any team in a single Football Bowl Subdivision game in 2020. His input enabled the Knights to finish with 632 or more total yards in five of their first six games this season.

Named to Josh Heupel’s UCF football staff in January 2020, Golesh came to Orlando after four seasons at Iowa State as tight ends coach and recruiting coordinator.

Behind Golesh’s efforts, Iowa State’s recruiting sky-rocketed, recording four of the best classes in school history. The four Cyclone recruiting classes during his tenure in Ames all ranked in the nation’s top 50, including a pair of top-40 classes. The 2019 Iowa State recruiting class was the best in school history according to 247Sports, ranking No. 39 nationally and compiling a program-best .8550 composite rating. Then the Cyclones’ 2020 early class signed in December 2019 ranked 43rd by 247Sports.

Golesh mentored all-conference performers at tight end in 2017, 2018 and 2019, as the Cyclones recorded a pair of 8-5 seasons and back-to-back bowl berths in 2017 and 2018. In 2018 Iowa State broke its school record for conference victories in a season (six), tying for third in the Big 12 for the best conference finish in 40 years. In 2019 the Cyclones ended 7-6 after an appearance in the Camping World Bowl in Orlando, for their third consecutive bowl invitation—with their five regular-season defeats coming by a combined 21 points.

In the season before Golesh came to Ames, Iowa State tight ends caught a combined five passes in 2015. In 2019 Cyclone tight ends caught 75 passes under his direction—with that sort of production a big part of Iowa State’s success. In 2019 sophomore tight end starter Charlie Kolar caught 51 passes for 697 yards (most yards all-time by a Cyclone tight end in a season) and seven TDs, helping him earn second-team All-America honors from Pro Football Focus and first-team all-Big 12 recognition, as well as first-team Academic All-America notice. That tight end production helped Iowa State in 2019 rank 11th nationally and second in the Big 12 in passing offense at 311.3 yards per game. Kolar as a freshman was a second-team all-Big 12 pick during the 2018 campaign, while tight end Chase Allen was a second-team all-Big 12 selection in 2017.

Golesh previously was the tight ends coach at Illinois in 2013 and 2015 and worked with the Illini running backs/tight ends in 2014. He was the Illinois recruiting coordinator from 2012-14, the special teams coordinator in 2015 and worked with the specialists all four years.

Golesh was on staff at Toledo for three years from 2009-2011 under head coach Tim Beckman, serving as both tight ends coach and recruiting coordinator. Golesh aided the Toledo program in securing the No. 1 recruiting class in the Mid-



American Conference in consecutive years. The 2010 Rocket class was No. 1 in the league according to Rivals.com, while both Rivals and Scout.com rated the 2011 class No. 1. During his three years at Toledo the Rockets twice played in bowl games and won a MAC divisional crown in 2011.

Prior to going to Toledo, Golesh spent three seasons as a graduate assistant coach, two at Northern Illinois (2006-07) and one at Oklahoma State. Golesh worked with the outside linebackers at Oklahoma State in 2008, helping the Cowboys to a 9-4 record and a berth in the Holiday Bowl. At Northern Illinois, Golesh worked for one season with the secondary and one with the offensive line, helping the Huskies make the 2006 Poinsettia Bowl.

Golesh got his start in the coaching business as a student assistant coach while attending Ohio State as an undergraduate. He spent two and a half years aiding the Buckeyes’ defensive coaches while working with the defensive line. During his time at Ohio State, the Buckeyes claimed the 2005 Big Ten championship and went on to earn a victory in the Fiesta Bowl over Notre Dame. Golesh also spent one year as a defensive line coach in a first-year football program at newly opened Westerville Central (Ohio) High School in 2003.

Golesh was born in Moscow, Russia, but grew up in Brooklyn, New York, and Dublin, Ohio, where he was a three-year letter-winner in football at Dublin Scioto High School. He earned a bachelor’s degree in education from Ohio State in 2006.



**ANTHONY
TUCKER**

CO-OC/RB
3RD SEASON

Third-year UCF running back coach Anthony Tucker also served his first season in 2020 as the Knights' co-offensive coordinator—and the team's attack promptly zoomed to record-setting heights.

UCF's current averages of 585.6 total yards per game (second nationally) and 373.0 passing yards (also second) both are far away the best all-time for the Knights in a single season. Leading the way for that production have been Davey O'Brien and Maxwell Award semifinalist and sophomore quarterback Dillon Gabriel, who leads the country individually in total offense and passing--along with Biletnikoff Award semifinalist and senior wide receiver Marlon Williams, whose 71 receptions for 1,039 yards and 10 touchdowns rank him top five nationally in all those categories.

Tucker helped UCF gain 798 total yards against Memphis, the most yards gained by any team in a single Football Bowl Subdivision game in 2020. His input enabled the Knights to finish with 632 or more total yards in five of their first six games this season.

Meanwhile, the UCF running game under the direction of Tucker has produced the best back-to-back-to-back years in Knight history.

Tucker was named to the UCF football staff in December 2017 as the Knights' running backs coach, added the title of passing game coordinator in the summer of 2019 and was promoted to co-offensive coordinator in January 2020.

In his first year with the Knights in 2018, Tucker helped lead UCF to its second straight undefeated regular season and second straight American Athletic Conference Championship. The Knights earned a berth in the 2019 Fiesta Bowl and rose as high as seventh in both the Associated Press top 25 and the Amway poll of coaches. In 2019 UCF added a 10-3 record and fourth consecutive postseason assignment, a program record, winning the 2019 Bad Boy Mowers Gasparilla Bowl.

The Knights rushing attack in 2018 set program records with 3,448 rushing yards, 265.2 rushing yards per game, 43 rushing touchdowns and 5.8 yards per carry. UCF ranked fifth in the nation with 347 first downs, eighth in rushing offense, fifth with 522.7 yards of total offense per game and sixth in scoring with 43.2 points per game.

Then in 2019 the Knights' diversified run game saw the top four runners combine for 2,488 yards, 27 TDs and an amazing average of 6.46 yards per carry. UCF averaged 223.8 rushing yards per game in 2019 and 212.6 in 2020, marking the first time in Knight history it has topped the 200-yard mark in three consecutive seasons (only four times in UCF history has that figure been surpassed).

Tucker helped lead one of the top running back corps in the country in 2018, as Greg McCrae destroyed the UCF single-season record and ranked second in the nation with 8.89 yards per carry. McCrae became UCF's first 1,000-yard rusher since 2013 and his 1,182 yards ranked as the fourth best single-season performance in program history. Adrian Killins Jr. had another stellar career in the backfield in his first season under Tucker's leadership in 2018, earning AAC second-team all-conference honors. The Daytona speedster rushed for 715 yards and four TDs on 4.9 yards per carry and grabbed 19 catches for 377 yards and another four scores through the air.

Otis Anderson, Killins, Bentavious Thompson and McCrae all contributed at least 529 yards in 2019—as Killins averaged 7.2 yards per carry and Thompson was right behind at 6.9. Killins won second-team all-conference honors for a second straight year, while Anderson merited honorable mention status. In 2020 McCrae paced the Knights with 681 yards, while Anderson added 614 more. They combined for 13 rushing TDs and both averaged more than five yards per carry. McCrae and



Anderson both rank among the top six active players nationally in average yards per rush in a career—McCrae at 6.6, Anderson at 6.2. Those two have combined for 4,652 career rushing yards and 45 career rushing TDs.

Tucker came to Orlando after serving two seasons as running backs coach at Maryland. Prior to his time with the Terrapins, Tucker was a three-year member of the coaching staff at Arkansas State. He also has coaching experience at Idaho State and was on staff at Colorado.


During his first season with Maryland, Tucker helped lead a rushing offense that put up 2,594 yards and 26 rushing TDs. It marked the first time the Terps had eclipsed 2,500 rushing yards since 2003 and the most rushing TDs since 2007.

In his three seasons at Arkansas State, Tucker coached the running backs (2014-15) and wide receivers (2013). The Red Wolves were extremely successful during Tucker's tenure at Arkansas State, winning the 2013 Sun Belt Conference title and earning trips to bowl games in all three seasons. In 2015 Tucker's running backs helped set school records for points scored and TDs, while rushing for 3,007 yards and averaging 4.95 yards per carry. The Red Wolves were No. 15 in the nation for rushing offense. In 2014, the Red Wolves set a school record for total offense and ranked No. 25 in the nation in rushing offense.

At Idaho State, Tucker coached wide receivers on a squad that was among the top 10 in the nation in passing in back-to-back seasons. Tucker was an offensive technical assistant at Colorado in 2010. He coached wide receivers and was the passing game coordinator at Lakewood (California) High School from 2006-09.

Prior to joining the coaching ranks, Tucker played professional football. He signed as a free agent with the New York Giants in 1999 and earned a practice squad spot in 2000. He played for the Amsterdam Admirals of NFL Europe in 2001 and signed with the St. Louis Rams in 2002 before suffering a career-ending injury.

Tucker holds a bachelor's degree from Fresno State, where he was a two-year starter at wide receiver. He was a Western Athletic Conference Scholar-Athlete and a three-time member of the Dean's List--and was once a member of the President's List by virtue of having a 4.0 GPA.



WILLIE MARTINEZ

ASST. HC/SECONDARY
3RD SEASON

The UCF pass defense has made major strides in Willie Martinez's three seasons as the Knights' secondary coach and assistant head coach.

He helped the Knights continue their success during the 2018 season, as UCF completed its second straight undefeated regular season, won another American Athletic Conference Championship, earned a berth in the 2019 Fiesta Bowl and rose as high as seventh in both the Associated Press top 25 and the Amway poll of coaches.

With Martinez on staff, the Knights defense allowed just 22.7 points per game and ranked sixth in the nation with 28 forced turnovers. UCF racked up 8.2 tackles for loss per game, fifth most in the nation, and had 29 sacks. Richie Grant led the way

with six interceptions, third most in the nation. Second-half adjustments marked a key to the Knights' success, as opponents scored just 8.5 points per second half, including 3.3 points per third quarter.

Martinez mentored three defensive backs to all-conference honors in 2018, including AAC first-team all-conference selections Grant and Nevelle Clarke. Grant led the Knights with 109 tackles, had six interceptions and forced three fumbles from the safety position. Clarke had 46 tackles, four tackles for loss, two interceptions and led the Knights with 13 pass breakups. Cornerback Brandon Moore also earned honorable mention all-conference accolades after adding 43 tackles, one interception and 10 pass break-ups in 2018.

In 2019 Grant (78 tackles, eight pass breakups) claimed a second straight first-team all-conference honor from the AAC, with Clarke receiving honorable mention notice. Meanwhile, nickelback Aaron Robinson (54 tackles, 10 breakups and three interceptions) won second-team all-league honors and was a Pro Football Focus honorable mention All-American.


Martinez helped push the Knights to a No. 34 total defensive ranking in 2019—59 ranking spots better than in 2017, the year before he arrived in Orlando. The UCF pass defense yardage average fell below 200 yards for the first time since 2014—as the Knights improved their NCAA ranking in that category by 83 slots over two seasons. The UCF secondary helped the Knights lead the nation in tackles for loss in 2019 (9.0 per game) while also ranking third in team pass efficiency defense and fifth in third-down conversion defense. UCF's passing yards allowed figure in 2019 (199.5) marks the best for the Knights since 2014. The defense also ranked third in the nation in passes defended and fifth in opponents' yards per play.

Among American Athletic Conference teams, UCF was number one in third-down defense, yards per play allowed and pass efficiency defense. The Knights were second in The American in total defense and third in both scoring defense and rushing defense.

UCF in 2020 currently paces the country in fumbles recovered with 13 and stands second in total turnovers forced with 22. Grant is a Thorpe and Bednarik Award semifinalist after leading the Knights with 72 regular-season tackles to go with three interceptions and a pair of fumble recoveries. Grant's 190 career solo tackles rank him eighth among all active players, while his 10 career interceptions stand him fifth.

Martinez first joined the UCF football staff in December 2017 as assistant head coach and secondary coach. He is a veteran of more than 30 years of college football coaching, including a previous stop at UCF.

Martinez coached cornerbacks at Cincinnati in 2017—after spending 2013-16 at Tennessee as assistant head coach and secondary coach. With the Volunteers he helped mentor a pair of All-Americans in Cameron Sutton and Evan Berry.



Martinez also has collegiate experience at Auburn (secondary, 2012), Oklahoma (secondary, 2010-11), Georgia (defensive coordinator/secondary, 2005-09; secondary, 2001-04), Central Michigan (assistant head coach/secondary, 2000; secondary 1998-99; secondary, 1994), Eastern Michigan (secondary, 1997); UCF (defensive coordinator/secondary; 1995-96); Grand Valley State (defensive coordinator/secondary, 1992-93), Bethune-Cookman (quarterbacks/wide receivers, 1988) and Miami (graduate assistant, 1985-86). Martinez also spent three seasons coaching high school football in Florida early in his career.

Martinez has coached or played in 20 previous bowl games, been a part of six conference championship teams and won a national championship as a student-athlete at Miami in 1983.

Over the last 17 seasons (including 2019), Martinez has mentored 19 all-conference selections, seven All-America performers and 16 NFL Draft picks. Fourteen players he coached were on NFL rosters in 2016. At Tennessee, his defensive backs averaged more than 13 interceptions per season, including the 2014 team that ranked No. 15 in the nation with 16 picks.

During his two seasons at Oklahoma, Martinez helped the Sooners to a 23-5 record and a Big 12 Conference title. During his tenure at Georgia, Martinez helped the Bulldogs to 90 victories, two Southeastern Conference titles, three division crowns, seven bowl victories and six top-10 finishes. During the 2000 season, Martinez led a Central Michigan secondary that paced the nation in pass defense.

Martinez is a 1985 graduate of Miami. He was an all-state selection and area defensive player of the year at Hollywood Hills High School.



GLEN ELARBEE

ASST. HC/OL
3RD SEASON

The UCF offensive line, under the direction of Glen Elarbee the last three years, has played a major role in the Knights' overall offensive success—including a record-setting season for the running game in 2018.

Elarbee's first year in Orlando in 2018 was highlighted by one of the best offensive lines in program history, as the Knights repeated their undefeated regular season and won a second straight American Athletic Conference Championship. UCF set the program rushing record with 3,448 yards on the ground behind a powerful line, which was the eighth-best ground attack in the country.

UCF produced 522.7 yards of total offense per game, good for fifth nationally. The Knights also excelled in pass protection with just 19 sacks allowed all season, which ranked 25th nationally. Jordan Johnson, Cole Schneider and Jake Brown all earned AAC first-team all-conference honors, while Wyatt Miller picked up second-team recognition. For his work in 2018, Elarbee was named a semifinalist for the Broyles Award, given annually to the top assistant coach in collegiate football. It marked the second time in his career he had been nominated for the award.

In 2019 UCF again had one of the most productive offenses in the nation. The Knights averaged 540.5 total yards (second in the nation and an all-time UCF single-season record) and 43.4 points per outing (fifth nationally). The offensive line helped protect freshman quarterback Dillon Gabriel who played a major role in UCF ranking eighth with its 316.7 passing yards per game. A diversified Knights' rush attack (ranking 19th nationally) saw the top four runners—Otis Anderson, Adrian Killins, Bentavious Thompson and Greg McCrae—combine for 2,488 yards, 27 TDs and an amazing average of 6.46 yards per carry.

Brown in 2019 claimed a second consecutive first-team all-AAC honor, while Schneider won second-team recognition. They've paved the way for a UCF running game that in 2018 and 2019 allowed the Knights to top the 200-yard per-game mark in back-to-back seasons for the first time in program history and only the third year overall.

Then in 2020, Elarbee's line enabled the Knights to again top the 200-yard bar in rushing (212.6) while leading the way for an ultra-productive offense that ranked second nationally in total offense (585.6 yards per game) and passing (373.0 yards) while scoring at a 44.3-point clip. His charges helped Gabriel lead the nation in total offense and passing while enabling McCrae (6.6) and Anderson (6.2) to post two of the top six figures in the country for average yards per rush in a career among active players.

Elarbee joined the UCF football staff as the program's offensive line coach in December 2017 and was promoted to assistant head coach for offense in the summer of 2019. He came to UCF after coaching the offensive line at Missouri (while working with Josh Heupel) for two seasons in 2016-17. His line at Missouri helped the Tigers to 2017 national ranks of No. 7 in total offense, No. 7 in sacks allowed, No. 10 in scoring offense, No. 14 in passing offense, No. 21 in first downs, No. 23 in red zone offense and No. 35 in rushing offense.

Elarbee took over a Tiger offensive line in 2016 that had no returning starters and molded that group into one of the top lines in the nation. In 2016, Missouri was No. 13 in total offense, No. 20 in passing offense, No. 38 in rushing offense and No. 48 in scoring offense after the Tigers were no higher than No. 113 in those categories the year before. His 2016 unit led the nation in fewest tackles-for-loss allowed and were No. 16 in fewest sacks allowed. Following the 2016 season, Elarbee was nominated for the Broyles Award for the first time. He was one of just three position coaches and the only offensive line coach nominated.




Elarbee coached successful offensive lines for six seasons at various programs prior to his stint at Missouri. At Arkansas State from 2014-15, he also served as co-offensive coordinator. The Red Wolves were 8-0 in Sun Belt play in 2015, winning a conference title. Elarbee's Arkansas State offensive line paved the way for the No. 12 scoring offense and the No. 15 rushing offense in the nation. He coached two first-team All-Sun Belt performers in his tenure with the Red Wolves.

Elarbee coached the Houston offensive line in 2013, helping the Cougars to an 8-5 record and leading one of his linemen to second-team All-AAC honors. He was at Middle Tennessee State in 2012 when the Blue Raiders' offensive line was No. 2 nationally in sacks allowed and featured an All-Sun Belt performer. Elarbee was also at West Georgia for two seasons, coaching the offensive line in 2010 and serving as offensive coordinator in 2011. At West Georgia, he coached an All-America wide receiver and a Gulf South Conference Freshman of the Year.

In 2008 and 2009, Elarbee was a graduate assistant coach at Oklahoma State. He was also a graduate assistant with the 2007 LSU team that won the national championship. He coached the offensive line at East Central Community College in 2006. He was on the coaching staff for three years at his alma mater, Middle Tennessee—one year as tight ends coach and two as a graduate assistant.

Elarbee played 35 career games for the Blue Raiders, starting his final 23. He was a two-time all-conference performer and a four-year letter-winner, leading Middle Tennessee to its first Sun Belt Championship in 2001.



**NICK
TOTH**

**SPECIAL TEAMS
3RD SEASON**

Special teams have been a noteworthy part of the UCF football success the last three seasons under Nick Toth's direction.

Toth brought his unique energy to the special teams unit for the 2018 season, helping the Knights complete their second straight undefeated regular season, win another American Athletic Conference Championship, earn a berth in the 2019 Fiesta Bowl and rise as high as seventh in both the Associated Press top 25 and the Amway poll of coaches. UCF then added a 10-3 campaign in 2019 to qualify for a program-record fourth consecutive postseason appearance and won the 2019 Bad Boy Mowers Gasparilla Bowl.

UCF's special teams played an integral role in the team's success in 2018, blocking a pair of field goals and inducing four other misses. Placekicker Matthew Wright was named second-team all-conference in the AAC after connecting on 85.7 percent of his field goal attempts (15th in the nation). He also notched 110 total points, third most in a single-season in UCF history.

The kickoff team was ranked 30th in the country with just 20.0 yards allowed per return. Downing 16 punts inside the 20, booming 13 punts of more than 50 yards and giving up just 13 returns, punter Mac Loudermilk was named AAC second-team all-conference and was the recipient of the 2018 Peter Mortell Holder of the Year Award.

In 2019 Toth and his special teams featured all first-year performers at the punting, placekicking, kickoff, long-snapping and holding roles. Dylan Barnas developed into one of the most dependable field-goal kickers in the AAC—with his 15-of-17 efficiency (.882) ranking him 11th nationally. Punter Andrew Osteen averaged 42.2 yards per kick and produced a dozen of 50 or more yards. Meanwhile, Otis Anderson ranked sixth nationally in punt returns at 13.2 yards each.

In 2020, Osteen's 44.3-yard punting average lists second in the AAC and 21st nationally—and his current 43.0-yard career average is second best along all UCF punters. Anderson currently stands fourth among active players nationally in career punt return yards (478) and sixth in punt-return average (12.3 yards each).

Toth was hired as the special teams coordinator for UCF in January 2018. He came to Orlando after serving as the spurs/nickels coach at the Air Force Academy for one season in 2017. Toth helped the Falcons rank 10th in the nation in opponent passing at 171.1 yards per game. Marquis Griffin was named All-Colorado after notching 66 tackles, 4.5 tackles for loss and six pass breakups.

Prior to his single season in Colorado Springs, Toth spent five years at Fresno State, the first four as defensive coordinator while also coaching inside linebackers. His defense earned 17 All-Mountain West selections and one 2012 unanimous All-American in safety Phillip Thomas. Thomas was a finalist for the Jim Thorpe Award, won the CFPB Defensive Back Trophy and was the Mountain West Defensive Player of the Year after leading the nation with eight interceptions.

After having only nine turnovers gained in 2011, the year before Toth's hiring, Fresno State came back in 2012 and recorded the greatest turnover turnaround in the Football Bowl Subdivision since the turn of the century. Finishing with 35 takeaways in 2012 (ranking fifth in the FBS), the Bulldogs' differential in turnovers gained in one season under Toth was plus-26.

His 2013 defense ranked sixth in the FBS with more than three sacks per game and 40 for the season and also ranked fourth with 8.2 tackles for loss per game. Over the 2012 and 2013 seasons, Fresno State and Stanford were the only schools in the country that ranked in the top 10 in sacks both years.



Toth coached at Texas A&M where he was the outside linebackers coach while also serving as the Aggies' special teams coordinator in 2010 and 2011.

In his first season in College Station, Toth oversaw the development of linebacker Von Miller, who captured the prestigious Butkus Award during an All-America campaign in 2010. Miller went on to be the No. 2 overall pick of the Denver Broncos in the 2011 NFL Draft. He was also responsible for coaching the No. 1 kicker in the nation, Lou Groza Award winner Randy Bullock.


Prior to his two seasons at Texas A&M, Toth was the defensive backs coach and special teams coach at The Citadel in 2009.

Toth gained three years of experience working as a defensive coordinator from 2006-08. In 2006, he was the defensive coordinator/defensive backs coach at Mercyhurst (Pennsylvania) College and from 2007-08 he was Ashland (Ohio) University's defensive coordinator.

Toth coached defensive backs at Elon (2005), defensive linemen at Ohio (2004) and defensive backs at Dakota State (2002). He was also the special teams coordinator at Elon, spent the 2003 season as the tight ends coach at Ohio and was a defensive graduate assistant with the Bobcats from 2000-01.

A graduate of Ohio University in 1999 with a bachelor's degree in political science, Toth played running back and defensive back for the Bobcats from 1994-99. He next worked one year on the high school level before returning to Ohio as a graduate assistant coach. He earned his master's degree in athletic administration from Ohio in 2002.

Toth, a native of Cleveland, Ohio, was born on Oct. 16, 1975. He and his wife, Jennifer, have three sons; Nicholas IV, Michael and Johnathon, and one daughter, Susan.



COREY BELL

CORNERBACKS
3RD SEASON

UCF has made major improvements to its pass defense in the three seasons Corey Bell has handled cornerbacks—with the Knights in 2020 starting a pair of true freshmen the last half of the regular season. Rookie Corey Thornton qualified as one of only three defensive players to start all nine games this season for UCF, while fellow freshman Davonte Brown opened in four of the final nine contests.

The Knights displayed dramatic improvement in that time, bettering their national passing yards ranking by 83 spots over a two-year span. UCF was 26th in 2019 (at 199.5 yards per game, best at UCF since 2014) after allowing 331.8 yards per contest in the season before Bell arrived (the Knights ranked 115th in 2017). In addition, the UCF corners played a role in helping the Knights lead the nation

in tackles for loss in 2019 (9.0 per game), while also ranking third nationally in pass efficiency defense. In 2020 Bell's charges helped UCF lead the country in fumble recoveries (13) while standing second in total turnovers forced (22).

Bell played an integral role as the Knights completed an undefeated regular season in 2018, ultimately winning their second straight American Athletic Conference Championship and earning a bid to the 2019 Fiesta Bowl. Then in 2019, UCF produced a 10-3 campaign, good for a program-record fourth consecutive postseason appearance, winning the 2019 Bad Boy Mowers Gasparilla Bowl.

The UCF defense had a stellar 2018 campaign, allowing just 22.7 points per game and ranking sixth in the nation with 28 forced turnovers. The Knights racked up 8.2 tackles for loss per game, fifth most in the nation, and had 29 sacks. Second-half adjustments proved key to the Knights' success, as opponents scored just 8.5 points over the final two periods, including 3.3 points per third quarter.

Under Bell's leadership, both UCF starting cornerbacks earned all-conference honors in 2018, as Nevelle Clarke garnered first-team honors and Brandon Moore received honorable mention accolades. Clarke had 46 tackles, 4.0 tackles for loss and two interceptions—and led the Knights with 13 pass breakups. Moore, meanwhile, added 43 tackles, one interception and 10 pass breakups.

In 2019 Clarke contributed 22 tackles and a pair of interceptions while leading the team for a second straight year in pass breakups (with 11). After Moore suffered a season-ending injury in the Knights' opening game, Tay Gowan stepped in to make 31 tackles, a pair of interceptions and eight pass breakups. Aaron Robinson held down the nickel corner position all season, recording 54 tackles, 5.5 tackles for loss, 10 pass breakups and three interceptions. Clarke received honorable mention all-AAC recognition for 2019, while Robinson was named second-team all-AAC and was an honorable mention All-America selection by Pro Football Focus.

Bell joined the UCF football staff as cornerbacks coach in December 2017 and completed his third season in that role in 2020. He came to UCF from the University of Florida, where he tutored two Gators to second-team All-Southeastern Conference honors following the 2017 season. Bell also spent time in 2017 on the staff at South Florida.

From 2014-16, Bell served as secondary coach and assistant director of player personnel at Florida Atlantic. Bell coached three Owls to four all-Conference USA honors (three honorable mention, one second team). One of Bell's protégés at Florida Atlantic became just the sixth Owls player to be selected in the NFL Draft in 2015.



Bell has head coaching experience in the high school ranks. He led American High School in Miami from 2011-13, winning three straight district titles. He was also the head coach at Miami Edison High School from 1997-2007—as the youngest head coach in Florida when he assumed that role. Bell was the defensive backs coach at Edison in 1996. During his tenure at Edison, Bell coached 84 student-athletes to NCAA Division I scholarships and tutored six All-America performers.

Bell served as the director of football operations at the University of Miami from 2007-10 under current UCF defensive coordinator Randy Shannon. He is a 1995 graduate of South Carolina and holds a master's degree from Nova Southeastern University (2000).



**SHANE
BURNHAM**

DEFENSIVE LINE
3RD SEASON

UCF led the nation in fumble recoveries (13) in 2020 and tackles for loss (9.0 per game) in 2019—and third-year Knights defensive line coach Shane Burnham played a noteworthy role in both those achievements.

The UCF defense also ranks number two in total turnovers gained in 2020 with 22 and finished the regular season fifth in turnover margin (plus-1.33). Burnham’s defensive line also paved the way for the Knights’ 7.6 tackles per loss per game, good for 24th in the country.

Burnham joined the UCF football coaching staff in December 2017 and helped the Knights continue their success in the 2018 season. UCF completed its second straight undefeated regular season and American Athletic Conference Championship,

earning a berth to the 2019 Fiesta Bowl and rising as high as seventh in both the Associated Press top 25 and Amway poll of coaches. Then the Knights completed a 10-3 season in 2019, earning a program-record fourth postseason assignment in a row, winning the 2019 Bad Boy Mowers Gasparilla Bowl.

The UCF defense had a stellar 2018 campaign, allowing just 22.7 points per game and ranking sixth in the nation with 28 forced turnovers on the year. The Knights racked up 8.2 tackles for loss per game, fifth most in the nation, and had 29 sacks. Second-half adjustments proved key to the Knights’ success, as opponents scored just 8.5 points per second half, including 3.3 points per third quarter.

In 2019 the Knights took over the top spot in the national tackle-for-loss standings, with linemen Kenny Turnier leading the way with 13.5 and Brendon Hayes topping the sack chart with 7.5. Burnham and the UCF pass rush up front helped the Knights dramatically improve their defensive numbers—moving up 64 spots in the rush defense ratings (to 146.6 yards per game) and bettering their total defense yards-allowed average by 87.6 yards (to 32nd nationally at 346.1 yards per contest). Those averages comprised the best for UCF since 2014.

Under Burnham’s leadership, defensive linemen Titus Davis and Hayes both earned second-team all-conference honors in 2018 in their first year as starters. Hayes again received second-team recognition in 2019, while Turnier was an honorable mention choice. Burnham also helped Trysten Hill play to a level where the UCF defensive tackle was taken in the second round of the 2019 NFL Draft by the Dallas Cowboys.

Burnham came to Orlando from Rutgers, where he was defensive line coach for two seasons in 2016-17. In his first season with Rutgers, the Scarlet Knights’ defense showed a seven-sack improvement over the previous season.

He spent seven seasons at Iowa State prior to his stint at Rutgers. In six of his seasons with the Cyclones he coached defensive tackles, while he worked with the inside linebackers for one year. He added oversight of special teams in 2012. His punt return unit ranked No. 3 in the nation in 2015. Iowa State returned a pair of kickoffs for touchdowns in 2013, the first time it returned a kickoff for a score since 2004 and the first time it tallied two in a season since 1994. The Cyclones also ranked in the top 20 nationally in kick and punt return defense in 2012.

During his time working with the defensive tackles at Iowa State, his unit improved dramatically, helping lead the Cyclones to three bowl appearances.

Burnham coached at Elon from 2005-08, serving as linebackers/defensive ends



coach and special teams coordinator. The Phoenix finished No. 19 in the 2008 Football Championship Series (FCS) final poll, while ranking No. 29 in the nation in total defense and No. 30 in scoring defense. Burnham coached linebacker Chad Nkang, two-time (2006-06) Southern Conference Defensive Player of the Year at Elon. As special teams coordinator, Burnham’s punt return unit ranked No. 17 in 2007. Burnham also has coaching experience at The Citadel and Richmond.

A 1998 graduate of South Carolina, Burnham was a four-year letter-winner with the Gamecocks and a two-year starter. He was named the team’s most outstanding inside linebacker after his junior and senior years. He was a three-time Academic All-Southeastern Conference honoree and won the Gamecocks’ team leadership award.



JOEY HALZLE

QUARTERBACKS
1ST SEASON

Joey Halzle’s first season in 2020 as the UCF quarterback coach just happens to be the most successful in program history as far as throwing the football.

At the same time the Knights lead the nation in passing (373.0 yards per game) and rank second in total offense (585.6 yards per game, both those figures are UCF records if they hold up), sophomore quarterback Dillon Gabriel under Halzle’s tutelage leads the country in passing yards and total offense while completing 25.2 throws per game and ranking second nationally in TD passes with 30.

Gabriel set the UCF single-game record for passing yards with 601 versus Memphis and also became the first UCF quarterback to throw for 400-plus yards on consecutive Saturdays (417 vs. Georgia Tech, 408 vs. ECU). With five TD passes on back-

to-back weeks against Memphis and Tulane, he became the first UCF quarterback to do that in 33 years.

Only three FBS players in the past 15 years have had at least 400 passing yards, five passing touchdowns and zero interceptions in consecutive games. That list includes Gabriel (vs. Memphis and Tulane), Jared Goff at Cal in 2015 and Joe Burrow at LSU in 2019. Gabriel’s string of 228 straight passes without an interception came to an end vs. Cincinnati—including his last 44 vs. Tulsa, 49 at Memphis, 40 vs. Tulane, 33 at Houston, 22 vs. Temple and his first 40 vs. Cincinnati. On three occasions in 2020 Gabriel was named the Manning Award Quarterback of the Week (vs. Georgia Tech, Tulane and South Florida).

Halzle (pronounced HALLZ-lee) spent his first season in Orlando in 2019 as an offensive quality control assistant for the UCF football program, working closely with the Knight quarterbacks, including freshman starter Gabriel. He helped Gabriel and UCF rank among the national leaders in scoring (43.4 points per game) and total offense (second nationally at 540.5 total yards per game) in 2019.

The former Oklahoma quarterback previously spent the 2016 season as an offensive analyst and assistant quarterback coach at Missouri after a year in that same role at Utah State in 2015 (the Aggies played in the Famous Idaho Potato Bowl that year). He was an offensive graduate assistant coach at Oklahoma from 2012-14 after helping the Sooners from 2009-11 as an offensive quality control assistant coach. In all those roles he worked under current UCF head coach Josh Heupel, who was coaching the Oklahoma quarterbacks and was the Sooners’ co-offensive coordinator from 2009-14.

During those half-dozen seasons Halzle assisted Oklahoma the Sooners won a combined 59 games, claimed Big 12 titles in 2010 and 2012, four times finished in the final Associated Press top 20 (twice ranked sixth) and won four bowl games (including one Sugar and one Fiesta).

Halzle won three letters as a 6-3, 200-pound Sooner signal-caller from 2006-08. He helped Oklahoma to Big 12 Conference titles each of those years, a combined 34-8 record, the national championship game in 2008, Fiesta Bowl appearances after the 2006 and 2007 campaigns—and final AP rankings of 11th, eighth and fifth. In 21 career games with the Sooners, he completed 53 of 83 passes (.639) for 640 yards and four TDs.


Originally from Oak Park, California, Halzle also attended Golden West College (Huntington Beach, California) after graduating from Oaks Christian High School in Westlake Village, California. In his one season on the field at Golden West, he threw for nearly 2,100 yards and 13 TDs.



He graduated from Oklahoma in 2008 with a degree in human relations and went on to earn a master’s degree in administrative leadership from Oklahoma in 2014.

COACHING EXPERIENCE

Season	Team	Position
2009-11	Oklahoma	Offensive Quality Control
2012-14	Oklahoma	Offensive Graduate Assistant
2015	Utah State	Quarterbacks Assistant
2016	Missouri	Offensive Analyst/Quarterbacks Assistant
2019	UCF	Offensive Quality Control
2020	UCF	Quarterbacks



**DARRELL
WYATT**

WIDE RECEIVERS
3rd SEASON

UCF receiver coach Darrell Wyatt and his pass-catchers have played hugely prominent roles in the ultra-successful Knight offense and passing game that have ranked among the most potent in the country the last three seasons.

Wyatt's crew was an integral part of one of the most productive aerial attacks in the nation in 2020—with the Knights averaging 373.0 passing yards per game. Senior Marlon Williams led the way for that unit with his 71 receptions for 1,039 yards and 10 touchdowns—with those numbers and his 129.3 receiving-yards-per-game average all ranking among the top five nationally. Williams is a Biletnikoff Award semifinalist for the top receiver in the country.

Sophomore speedster Jaylon Robinson added 51 receptions for 935 yards and five scores in 2020, while Jacob Harris had seven TD catches among his 26 catches for 472 yards—all helping UCF and quarterback Dillon Gabriel average 44.3 points per game. The Knights' big-play capabilities allowed UCF to rank 14th nationally at 14.72 yards per completion for an attack that ranks second nationally in both total offense (585.6 yards per game) and passing.

Wyatt's first season at UCF in 2018 featured a host of weapons on the perimeter, as the Knights went 12-0 in the regular season, repeated as American Athletic Conference Champions, earned a berth to the 2019 Fiesta Bowl and rose to as high as seventh in both the Associated Press top 25 and the Amway poll of coaches.

Led by the receiving trio of Gabriel Davis, Dredrick Snelson and Tre Nixon, the UCF wideouts totaled 2,312 yards and 17 TDs in 2018. The receiving corps was the catalyst for explosive plays with more than 40 of those for 20 or more yards. The Knights ranked ninth in the nation with 14.94 yards per completion and totaled 522.7 yards of total offense per game, good for fifth nationally.

Davis, under the leadership of Wyatt, led the team with 815 yards on 53 catches, scoring seven TDs to earn AAC second-team all-conference honors. Then, in 2019, Davis excelled once again, adding another 72 catches for a UCF single-season record 1,241 yards to go with a dozen TD receptions. A first-team all-league selection in 2019, he led the conference in receiving yards per game (eighth nationally) and was 12th in the nation in TD catches—good for third-team All-America honors from Pro Football Focus and honorable mention All-America accolades from Phil Steele. The Knights ranked eighth nationally in yards per pass completion (15.19 each).

Meanwhile, Nixon contributed 49 more catches (830 yards and seven TDs) and Williams 51 (717 yards and six TDs). The UCF receiving corps combined with Gabriel to enable the Knights to rank fifth nationally in scoring (43.4 points), second in total offense (540.5 yards per game, then the UCF record) and 316.7 passing yards per contest (eighth in the country).

Wyatt was named to the UCF football staff in December 2017 as wide receivers coach. He came to Orlando after a stint on the staff at Arkansas State, serving as an offensive assistant in 2017. The Red Wolves produced a top-five passing offense and a top-20 total offense during his season with the squad. Prior to his time with the Red Wolves, Wyatt worked at Houston, serving as wide receivers coach and recruiting coordinator in 2016. The Cougars featured the No. 17 passing offense in the nation that year.



Wyatt is a 30-year veteran of collegiate coaching, taking part in numerous New Year's Six bowl games throughout his career. He has multiple years of experience as an offensive coordinator as well.

He was an offensive analyst at Oklahoma State in 2015 when the Cowboys went to the Allstate Sugar Bowl and ranked No. 7 in the nation in passing yards and No. 14 in scoring offense.

Wyatt was on the coaching staff at Texas from 2011 through 2013. He was co-offensive coordinator and wide receivers coach for the Longhorns in 2013, while serving as co-recruiting coordinator and wide receivers coach in 2011 and 2012. During his time at Texas, Wyatt's wide receivers earned five All-Big 12 Conference accolades. With Wyatt's help as co-recruiting coordinator, the 2012 Texas signing class was ranked No. 2 in the nation.

In 2008-09, Wyatt was the associate head coach/offensive coordinator/wide receivers coach at Southern Mississippi. The Golden Eagles were No. 18 in the nation in scoring offense and No. 31 in total offense in 2009. In 2008, Southern Miss broke 36 offensive school records en route to the No. 20 total offensive output in the country.

Wyatt also has coaching experience with Kansas, Arizona, NFL Minnesota Vikings, Oklahoma, Baylor, Wyoming, Sam Houston State and Trinity Valley (Texas) Community College.

Wyatt is a graduate of Kansas State University, where he played for two seasons after transferring from Trinity Valley Community College in Athens, Texas.



Otis **ANDERSON**

jacksonville, fla. | university christian

SR RB/WR 5-11 174

#2

SENIOR (2020)

- Rushed 109 times for 614 yards and four touchdowns in the regular season
- Added 12 receptions for 68 yards and three punt returns for 23 yards
- Played in eight games, starting four times at running back during the regular season
- Earned second-team all-conference honors from The American
- at Georgia Tech (9/19): Rushed 18 times for 88 yards and a touchdown...caught three passes for 21 yards
- at ECU (9/26): Rushed seven times for 22 yards before leaving the game with an injury
- Tulsa (10/3): Carried the ball 17 times for 84 yards and a score...also caught four passes for eight yards and returned one punt for 14 yards
- at Memphis (10/17): Rushed 18 times for 70 yards
- Tulane (10/24): Totaled 11 carries for 46 yards and had two catches for 16 yards
- at Houston (10/31): Rushed for 170 yards on 16 carries with a touchdown...added one catch for 11 yards
- Temple (11/14): Carried the ball 10 times for 83 yards and a touchdown...returned one punt for nine yards
- Cincinnati (11/21): Had 12 carries for 51 yards...also caught two passes for 12 yards
- Named to the Paul Hornung Award Preseason Watch List
- Earned Athlon Sports preseason All-America honors
- Was named third-team preseason All-America by Phil Steele
- A first-team preseason all-conference selection by Athlon



Tatum **BETHUNE**

miami, fla. | central

SO LB 6-1 215

#15

SOPHOMORE (2020)

- Played in all nine games, starting five times at linebacker during the regular season
- Third on the team during regular season with 52 tackles, and third with 6.0 tackles for loss
- Has added 1.5 sacks, and interception, two break-ups and a hurry
- at Memphis (10/17): Earned first career start, totaling 11 tackles with 2.0 tackles for loss and half a sack
- at Houston (10/31): Recorded eight tackles with 1.5 tackles for loss and two pass break-ups
- Temple (11/14): Had five tackles and first-career interception
- Cincinnati (11/21): Totaled 10 tackles, 2.5 tackles for loss, a sack and a quarterback hurry
- at South Florida (11/27): Finished with nine tackles

Davonte **BROWN**

plantation, fla. | american heritage

FR DB 6-2 180

#7

FRESHMAN (2020)

- Appeared in all nine regular season games, starting four times at cornerback
- Totaled 17 tackles, 13 unassisted, one tackle for a loss and one pass breakup
- at Memphis (10/17): Made four tackles
- Tulane (10/24): Had four tackles and a pass break-up in first career start
- at Houston (10/31): Recorded three tackles
- Cincinnati (11/21): Had two tackles with one for a loss



Josh **CELISCAR**

winter haven, fla. | winter haven

FR DL 6-4 230

#88

FRESHMAN (2020)

- Appeared in all nine regular season games, starting twice on the defensive line
- Totaled 14 tackles with 3.5 tackles for loss and two sacks during the regular season
- Also had an interception, a pass break-up, a hurry, a forced fumble and a fumble recovery
- Named 247 Sports National True Freshman of the Week once (9/20)
- Also named to the AAC Weekly Honor Roll once (9/21)
- Was named to the FWAAs Freshman All-America Watch List (10/20)
- at Georgia Tech (9/19): Forced a fumble, recovered a fumble and had an interception in collegiate debut
- Tulsa (10/3): Recorded first career sack, had 1.5 tackles for loss and finished with three tackles in first career start
- Tulane (10/24): Had a tackle for loss
- at Houston (10/31): Recorded first career pass break-up
- Temple (11/14): Had two tackles and a sack
- at South Florida (11/27): Totaled four tackles and a quarterback hurry



Edward **COLLINS**

birmingham, ala. | ramsay

r-SO OL 6-6 310

#70

R-SOPHOMORE (2020)

- Played and started in all nine regular season games on the offensive line
- Was exclusively the left tackle for the Knights



Ja'Cyais **CREDLE**

columbus, ga. | carver

FR WR 6-4 195

#13

FRESHMAN (2020)

- Appeared in all nine regular season games, starting once at receiver
- Caught six passes for 54 yards during the regular season
- at Georgia Tech (9/19): Made collegiate debut
- at ECU (9/26): Recorded first collegiate catch, finishing with two receptions for nine yards
- Tulsa (10/3): Had two catches for 28 yards, including a 19-yard reception
- at Memphis (10/17): Caught one pass for nine yards
- Tulane (10/24): Had one reception for eight yards



Christopher **DELOACH**

columbus, miss. | east central cc

r-SR DL 6-5 265

#90

R-SENIOR (2020)

- Played in all nine regular season games, starting once on the defensive line
- Totaled eight tackles, one tackle for loss and one hurry, while forcing two fumbles and recovering one fumble
- at ECU (9/26): Had one tackle for loss and forced a fumble
- Tulsa (10/3): Recovered a fumble
- at Houston (10/31): Recorded one tackle and one quarterback hurry
- Temple (11/14): Had two tackles and forced a fumble



Dillon **GABRIEL**

mililani, hawaii | mililani

SO QB 6-0 186

#11

SOPHOMORE (2020)

- Appeared in and started all nine games of the regular season
- Was 227-of-368 for 3,353 passing yards with 30 passing touchdowns and just four interceptions during the regular season
- Also had 138 rushing yards and two scores on the ground
- Received second-team all-conference honors from The American
- Named Walter Camp National Player of the Week once (9/20)
- Earned American Athletic Conference Offensive Player of the Week honors three times (9/21, 9/28, 10/19) and AAC Weekly Honor Roll accolades three times
- Named Davey O'Brien National Quarterback of the Week once
- Received Manning Award Quarterback of the Week honors three times
- Named to Pro Football Focus's National Team of the Week once
- Is a semifinalist for the Davey O'Brien Award and the Maxwell Award
- Extended his streak of consecutive games with a passing touchdown to 22 games, which is tied for the third longest streak in UCF history
- Threw 228 consecutive passes without an interception (10/3-11/21/20), the second longest streak in program history
- His four 400-yard passing games were not only the most in a season for a UCF quarterback, but are more than any other Knight has thrown in a career
- With seven 300-yard passing games out of nine regular season contests, he tied the UCF record for a single season
- In just nine games, his 227 pass completions rank as the 10th most in a single-season at UCF
- His 3,353 passing yards rank sixth in UCF history
- He currently has a passing efficiency of 162.95, which would be the fourth best in program history
- His 30 passing touchdowns are the third most in a season for a UCF quarterback
- With 14.8 yards per completion, he ranks seventh at UCF and his 9.1 yards per attempt ranks fifth
- His four interceptions to 368 attempts (.011) ratio would destroy the UCF record of .017
- Currently ranks fifth in the nation in completions per game, second in passing touchdowns, first in passing yards, fourth in points responsible for, and first in total offense
- at Georgia Tech (9/19): Went 27-of-41 for 417 yards and four touchdowns with one interception, while rushing for 30 yards on eight carries
- at ECU (9/26): Was 32-of-47 for 408 yards and four touchdowns to become first UCF player with back-to-back games of 400 passing yards...set a new UCF record with 18 consecutive pass completions in the second quarter
- Tulsa (10/3): Threw for 330 yards on 28-of-51 passing with one touchdown and one interception...also ran for 28 yards on four carries
- at Memphis (10/17): Went 35-of-49 for 601 yards passing and five touchdowns, which is tied for the third most in a single-game in UCF history...rushed 12 times for 49 yards and a score on the ground
- Tulane (10/24): Threw for 422 yards on 26-of-40 passing with five touchdowns, becoming just the second Knight to throw for five touchdowns in back-to-back games...also ran for 19 yards on 12 attempts
- at Houston (10/31): Was 19-of-33 for 328 passing yards with two scores
- Temple (11/14): Went 12-of-22 for 268 yards and two touchdowns
- Cincinnati (11/21): Was 26-of-49 for 243 yards and three scores with 30 rushing yards
- at South Florida (11/27): Went 22-of-36 through the air with 336 passing yards and four passing touchdowns with a rushing score
- Named to CFPA National Performer of the Year Watch List, Davey O'Brien Award Watch List, Maxwell Award Watch List, and Manning Award Watch List
- Earned Athlon preseason second-team all-conference honors



Derek **GAINOUS**

miami, fla. | miami

JR DB 6-0 183

#21

JUNIOR (2020)

- Played in all nine regular season games, starting four times at safety
- Fourth on the team with 46 total tackles, adding one break-up, one forced fumble and an interception
- at ECU (9/26): Totaled six tackles and forced a fumble
- at Houston (10/31): Had nine tackles, including eight unassisted stops in first start of the season
- Temple (11/14): Totaled six tackles
- Cincinnati (11/21): Had eight tackles
- at South Florida (11/27): Recorded eight tackles and broke up one pass





Eriq GILYARD

jacksonville, fla. | trinity christian acad.

JR LB 5-11 228

#10

JUNIOR (2020)

- Appeared in eight of nine regular season games, starting eight times at linebacker
- Totaled 57 tackles with 8.5 tackles for loss and one sack during the regular season
- Also had three forced fumbles, two fumble recoveries, an interception, one hurry and a safety
- Named to the AAC Weekly Honor Roll once
- Leads the team in tackles for loss and forced fumbles and ranks second in total tackles
- Ranks seventh in the nation in fumbles recovered and 14th in forced fumbles
- Earned Pro Football Focus National Team of the Week honors once (11/15)
- at Georgia Tech (9/19): Had 10 tackles, 2.0 tackles for loss and forced a fumble
- at ECU (9/26): Recorded six tackles, 2.0 tackles for loss, forced a fumble and recovered a fumble
- Tulsa (10/3): Totaled 12 tackles and one tackle for loss while forcing a safety
- at Houston (10/31): Had five tackles, half a tackle for loss, a quarterback hurry and an interception
- Temple (11/14): Totaled 12 tackles, three tackles for loss, a sack, a forced fumble and a fumble recovery
- Cincinnati (11/21): Had six total tackles



Cam GOODE

washington, d.c. | virginia tech

r-SO DL 6-2 295

#54

R-SOPHOMORE (2020)

- Appeared in all nine regular season games, starting twice on the defensive line
- Totaled 17 tackles during the regular season and was second on the team with 7.5 tackles for loss
- Also added 3.0 sacks and three quarterback hurries
- at Georgia Tech (9/19): Had two tackles and a tackle for loss
- at ECU (9/26): Recorded half a tackle for loss
- Tulsa (10/3): Had a tackle for loss and a quarterback hurry
- at Memphis (10/17): Recorded a sack and three tackles
- Tulane (10/24): Added another tackle for loss in first career start
- at Houston (10/31): Had three tackles, a sack and a quarterback hurry
- Temple (11/14): Had four tackles and a sack
- at South Florida (11/27): Recorded one tackle for loss



Richie GRANT

fort walton beach, fla. | choctawhatchee

r-SR DB 6-0 194

#27

R-SENIOR (2020)

- Played in all nine regular season games, starting eight times at safety
- Led the Knights with 72 tackles, and added 3.5 tackles for loss, one sack and a quarterback hurry
- Also led the way with three interceptions and two fumble recoveries to go with two forced fumbles
- Added six pass break-ups, which was second on the team
- Ranked second in the AAC and ninth in the nation with two fumble recoveries
- Led the conference with 5.4 solo tackles per game
- Unanimous first-team all-conference selection by The American
- Was a semifinalist for the Jim Thorpe Award and the Bednarik Award
- Named Jim Thorpe Award Honorable Mention Player of the Week once
- at Georgia Tech (9/19): Recorded nine tackles and recovered a fumble
- at ECU (9/26): Had three tackles, recovered a fumble and picked off a pass
- Tulsa (10/3): Totaled nine tackles with a pass break-up and an interception
- at Memphis (10/17): Forced a fumble and had four tackles
- Tulane (10/24): Recorded 11 tackles and one tackle for loss to go with a forced fumble and a break-up
- at Houston (10/31): Totaled seven tackles with first career sack and an interception
- Named to Nagurski Trophy, Jim Thorpe Award, Bednarik Award and LOTT Impact Trophy Preseason Watch Lists
- Also earned Athlon preseason first-team all-conference honors



Noah HANCOCK

beckley, w.va. | asa

r-SR DL 6-4 290

#91

R-SENIOR (2020)

- Appeared in all nine regular season games, starting three times on the defensive line
- Totaled 12 tackles with 1.5 for loss, one sack, two hurries and a blocked kick during the regular season
- at Georgia Tech (9/19): Blocked a kick
- at Houston (10/31): Had four tackles, a sack and two quarterback hurries
- Cincinnati (11/21): Recorded four tackles with half a tackle for loss



Jacob HARRIS


palm harbor, fla. | western kentucky

r-SR WR 6-5 211

#87

R-SENIOR (2020)

- Played in all nine regular season games, starting six times at receiver
- Made 26 catches for 472 yards and seven touchdowns during the regular season
- at ECU (9/26): Had five catches for 69 yards and one touchdown
- Tulsa (10/3): Grabbed three balls for 23 yards and a score
- at Memphis (10/17): Caught three passes for 26 yards and one touchdown
- Tulane (10/24): Recorded two receptions for 96 yards and a score
- Temple (11/14): Made three catches for 47 yards
- Cincinnati (11/21): Hauled in two passes for 66 yards
- at South Florida (11/27): Caught five passes for 110 yards and three touchdowns



Jake HESCOCK

pittsfield, mass. | wisconsin

r-SR TE 6-7 252

#88

R-SENIOR (2020)

- Appeared in all nine regular season games, starting four times at tight end
- Caught nine passes for 49 yards and three touchdowns during the regular season
- at Georgia Tech (9/19): Caught two passes for 15 yards
- at ECU (9/26): Caught at seven-yard touchdown pass
- Tulane (10/24): Had two receptions for 14 yards and a touchdown
- at Houston (10/31): Grabbed three balls for 12 yards
- at South Florida (11/27): Caught a one-yard touchdown pass



Keenan HESTER

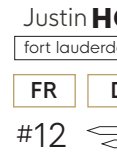
st. petersburg, fla. | catholic

r-FR DL 6-4 275

#52

R-FRESHMAN (2020)

- Played in eight of nine regular season games on the defensive line
- Totaled four tackles with one sack and one fumble recovery on the regular season
- at Georgia Tech (9/19): Made collegiate debut
- at ECU (9/26): Recorded first career sack
- at South Florida (11/27): Had two tackles and recovered a fumble



Justin HODGES

fort lauderdale, fla. | western

FR DB 6-2 185

#12

FRESHMAN (2020)

- Appeared in seven regular season games with one start at cornerback
- Made three tackles with one tackle for loss and four pass break-ups during the regular season
- at Georgia Tech (9/19): Made collegiate debut
- at ECU (9/26): Recorded first career tackle and pass break-up
- at Memphis (10/17): Made first career start at cornerback
- Temple (11/14): Had one pass break-up
- at South Florida (11/27): Recorded two tackles, one tackle for loss and two break-ups



Samuel JACKSON

bradenton, fla. | lakewood ranch

r-JR OL 6-6 335

#73

R-JUNIOR (2020)

- Played in eight of nine regular season, starting six times on the offensive line
- Saw action at all four tackle and guard positions



Jeremiah JEAN-BAPTISTE

florida city, fla. | south dade

SO LB 6-2 230

#11

SOPHOMORE (2020)

- Appeared in all nine regular season games, starting once at linebacker
- Totaled 35 tackles, including 26 unassisted stops and half a tackle for loss
- at ECU (9/26): Made five tackles
- at Memphis (10/17): Recorded six tackles and half a tackle for loss
- Tulane (10/24): Had three tackles
- Temple (11/14): Made seven tackles
- at South Florida (11/27): Totaled eight tackles



Quadry JONES


orlando, fla. | jones

r-SO QB 6-0 176

#12

R-SOPHOMORE (2020)

- Appeared in two games at quarterback during the regular season
- Has gone 1-of-2 for four yards through the air
- Also has added 30 yards on three rushes on the ground



Matthew LEE

oviedo, fla. | hagerty

r-FR OL 6-4 290

#55

R-FRESHMAN (2020)

- Played in a started all nine regular season games at center
- Named first-team all-conference by The American



Dyllon LESTER

plantation, fla. | american heritage

r-SO DB 6-0 190

#18

R-SOPHOMORE (2020)

- Appeared in all nine regular season games in the defensive backfield
- Totaled 13 tackles in the regular season
- Has also forced one fumble and recovered one fumble
- at Georgia Tech (9/19): Made three tackles, forced a fumble and recovered a fumble
- at Memphis (10/17): Totaled three tackles
- at South Florida (11/27): Had three total tackles



Zamari MAXWELL

largo, fla. | pinellas park

r-JR DB 6-1 175

#8

R-JUNIOR (2020)

- Appeared in all nine regular season games, starting three times at cornerback
- Totaled 17 tackles with 15 of them unassisted during the regular season
- Also had one tackle for loss and two pass breakups
- at Georgia Tech (9/19): Recorded four tackles
- at ECU (9/26): Had four tackles and a pass breakup
- Tulsa (10/3): Totaled three tackles and a breakup
- at Memphis (10/17): Recorded four tackles and one tackle for loss





Greg MCCRAE

miami, fla. | miramar

SR RB 5-10 175

#30

CAREER

- Currently UCF's career record holder and ranks third in FBS among active players with a yards-per-carry average of 6.55
- With 28 career rushing touchdowns, ranks fourth all-time at UCF
- Also has 2,543 career rushing yards, which ranks fifth
- Has seven career games with 100 or more rushing yards, which ranks seventh at UCF

SENIOR (2020)

- Appeared in all nine regular season games, starting five times at running back
- Rushed 131 times for a team-high 681 yards and team-best nine touchdowns during the regular season
- Averaged 5.2 yards per carry and 75.7 yards per game
- Scored a touchdown in eight of nine games played
- Ranks 22nd in the nation with nine rushing touchdowns
- at Georgia Tech (9/19): Rushed nine times for 50 yards and a score
- at ECU (9/26): Carried the ball 16 times for 83 yards and a touchdown
- at Memphis (10/17): Had 17 carries for 78 yards and a touchdown... also caught four passes for 27 yards
- Tulane (10/24): Rushed 25 times for 162 yards and a touchdown... caught one pass for 15 yards
- at Houston (10/31): Totaled 107 yards on 16 carries with a score
- Temple (11/14): Carried the ball 10 times for 36 yards with two touchdowns
- Cincinnati (11/21): Rushed for a score with seven carries and 19 yards
- at South Florida (11/27): Ran for 130 yards on 25 carries and scored... also caught four passes for 32 yards
- Named to the Doak Walker Award Watch List
- Also named to the CFPA National Performer of the Year Watch List
- Was Athlon preseason third-team all-conference in The American



Jermaine MCMILLIAN

miami, fla. | booker t. washington

r-SO DB 6-2 195

#26

R-SOPHOMORE (2020)

- Appeared in all nine regular season games, starting once at safety
- Totaled 14 tackles with six unassisted stops during the regular season
- at ECU (9/26): Had three tackles with two solo stops
- at Houston (10/31): Made three stops
- Temple (11/14): Recorded three tackles



Anthony MONTALVO

tampa, fla. | sickles

r-JR DL 6-3 283

#94

R-JUNIOR (2020)

- Appeared in and started in all nine regular season games at defensive tackle
- Totaled 22 tackles with 12 solo stops during the regular season
- Also added 2.5 tackles for loss, a sack, four hurries, a break-up and a fumble recovery
- at ECU (9/26): Had three tackles, half a tackle for loss, two hurries and a fumble recovery
- Tulane (10/24): Totaled three stops with a sack
- Temple (11/14): Recorded two tackles and two hurries
- Cincinnati (11/21): Had four tackles and a break-up
- at South Florida (11/27): Made four stops and added a tackle for loss



Tre'mon MORRIS-BRASH


richmond, va. | st. john's college

SO DL 6-2 235

#33

SOPHOMORE (2020)

- Appeared in all nine regular season games, starting three times at defensive end
- Totaled 25 tackles with 18 solo stops during the regular season
- Added 6.0 tackles for loss and was second on the team with 3.5 sacks
- Also had one quarterback hurry and a fumble recovery
- Tulsa (10/3): Recovered a fumble
- at Memphis (10/17): Had two tackles and half a sack
- at Houston (10/31): Totaled four tackles and a hurry
- Temple (11/14): Made six stops with two tackles for loss
- Cincinnati (11/21): Recorded six tackles, 1.5 tackles for loss and a sack
- at South Florida (11/27): Had three tackles and two sacks



Tre NIXON

viera, fla. | ole miss

r-SR WR 6-2 180

#16

R-SENIOR (2020)

- Appeared in and started three games during the regular season, while dealing with a shoulder injury
- Caught 14 passes for 212 yards and two touchdowns during the regular season
- Averaged 15.1 yards per catch and 70.7 yards per game, which ranks third on the team
- at Georgia Tech (9/19): Caught four passes for 94 yards and two touchdowns in the first half before leaving with an injury
- Cincinnati (11/21): Returned from injury to catch five passes for 24 yards
- at South Florida (11/27): Recorded five receptions for 94 yards, including a 51-yarder
- Named Athlon preseason third-team all-conference in The American
- Also named to the Biletnikoff Award Watch List



Ryan O'KEEFE

austin, texas | round rock

SO WR 5-10 175

#4

SOPHOMORE (2020)

- Caught 19 balls for 383 yards and three touchdowns during the regular season
- Also returned eight kicks for 186 yards
- Played in all nine regular season games, starting five times at receiver
- Was named Earl Campbell Tyler Rose Weekly Honorable Mention twice
- at ECU (9/26): Caught two passes for 37 yards
- Tulsa (10/3): Had two receptions for 12 yards and one kick return for 19 yards
- at Memphis (10/17): Went for 175 receiving yards and a score on four catches, including a school record 93-yard touchdown reception
- Tulane (10/24): Caught three passes for 35 yards and returned a kick for 21 yards
- at Houston (10/31): Hauled in a pair of touchdowns with three catches for 97 yards and two kick returns for 44 yards in his home state
- Temple (11/14): Returned three kicks for 74 yards, including a 52 yard return
- at South Florida (11/27): Had one catch for 12 yards and one kick return for 28 yards



Daniel OBARSKI

chandler, ariz. | hamilton

SO PK 6-2 180

#98

SOPHOMORE (2020)

- Appeared in all nine regular season games, handling kicking duties
- Was 11-of-16 on field goals and 44-of-47 on extra points
- Scored 77 points on the season
- Kicked off 73 times for 4,672 yards, and average of 64.0 yards per kick and had 48 touchbacks
- Named American Athletic Conference Special Teams Player of the Week twice (9/28, 11/2)
- Also earned Lou Garza Award Weekly Honor Roll accolades once (11/2)
- at ECU (9/26): Was 3-for-3 on field goal attempts, including a long of 33
- Tulsa (10/3): Went 1-of-2 on field goals, making a 26-yarder
- Tulane (10/24): Connected on one of two field goal attempts, a 23 yard score
- at Houston (10/31): Attempted four field goals, making three, including a 38-yarder
- Temple (11/14): Made one of two field goal attempts, a 25-yard kick
- Cincinnati (11/21): Connected on only field goal try of the game, good from 36 yards
- at South Florida (11/27): Again made his only attempt, connecting from 23 yards out



Andrew OSTEEN

enterprise, ala. | enterprise

r-SO P 6-1 175

#36

R-SOPHOMORE (2020)

- Appeared in all nine regular season games as the punter
- Punted 35 times for 1,552 yards for an average of 44.3 yards per punt
- Had seven punts inside the 20-yard line and eight of 50 or more yards
- Ranks second in the conference and 19th in the nation with 44.3 yard per punt average
- at Georgia Tech (9/19): Punted three times for 136 yards for an average of 45.3 yards per punt
- Tulsa (10/3): Punted seven times for 327 yards for an average of 46.7 yards per punt, including two punts inside the 20
- Temple (11/14): Punted five times for 231 yards for an average of 46.2 yards per punt
- Cincinnati (11/21): Punted six times for 260 yards for an average 43.3 yards per punt



Lokahi PAULE

kapolei, hawaii | kamehameha

SO OL 6-4 320

#77

SOPHOMORE (2020)

- Appeared in all nine regular season games, starting eight times at offensive guard
- Earned honorable mention all-conference honors from The American



Johnny RICHARDSON

lake wales, fla. | lake wales

FR RB 5-7 175

#25

FRESHMAN (2020)

- Appeared in seven of nine regular season games at running back and on special teams
- Rushed 11 times for 65 yards and one touchdown during the regular season
- Averaged 5.9 yards per carry
- Also returned four kickoffs for 77 yards with a long return of 26 yards
- at Georgia Tech (9/19): Rushed twice for 24 yards in collegiate debut
- at ECU (9/26): Had four carries for 41 yards and a touchdown
- Tulsa (10/3): Returned four kicks for 77 yards





Aaron ROBINSON

deerfield beach, fla. | alabama

r-SR DB 6-1 193

#31

R-SENIOR (2020)

- Appeared in and started all nine regular season games at defensive back
- Totaled 41 tackles, including 31 solo stops during the regular season
- Added one tackle for loss a forced fumble and a fumble recovery
- Leads the team with seven pass break-ups
- Earned second-team all-conference honors from The American
- at Georgia Tech (9/19): Had six tackles and a pass break-up
- at ECU (9/26): Totaled eight tackles with a tackle for loss and two break-ups
- Tulsa (10/3): Recorded eight tackles and forced a fumble
- at Memphis (10/17): Had two tackles and two pass break-ups
- Tulane (10/24): Made four stops with a pass break-up
- at Houston (10/31): Totaled seven tackles with a pass break-up
- at South Florida (11/27): Recovered a fumble
- Named to the Nagurski Award and Jim Thorpe Award watch lists
- Was an Athlon preseason second-team all-conference selection
- Also was named Phil Steele preseason fourth-team All-America



Jaylon ROBINSON

fort worth, texas | oklahoma

r-SO WR 5-9 163

#1

R-SOPHOMORE (2020)

- Totaled 51 receptions for 935 yards with five touchdowns during the regular season
- Played in and started all nine regular season games
- Went over 100 receiving yards in first four games at UCF, tied for the second longest streak in program history
- Recorded 100 or more receiving yards six times on the season, which is tied for the third most at UCF and the most since Brandon Marshall in 2005
- In just nine regular season games, Robinson and Marlon Williams accounted for the fifth most productive receiving duo in UCF history, totaling a combined 1,974 receiving yards
- His 18.3 yards per catch average currently ranks as the eighth best in a single-season at UCF
- Earned first-team all-conference honors from The American
- Named to the Earl Campbell Tyler Rose Weekly Honorable Mention list three times
- Was on the American Athletic Conference Weekly Honor Roll once
- Also named to the Biletnikoff Award Watch List
- at Georgia Tech (9/19): Caught six passes for 105 yards in debut as a Knight
- at ECU (9/26): Had nine receptions for 150 yards and two touchdowns
- Tulsa (10/3): Recorded three catches for 11 yards
- at Memphis (10/17): Caught 10 balls for 173 yards and two scores
- Tulane (10/24): Had four catches for 63 yards
- at Houston (10/31): Hauled in five balls for 107 yards
- Temple (11/14): Went for 113 yards receiving on four receptions
- Cincinnati (11/21): Had a touchdown reception with five catches and 32 yards receiving
- at South Florida (11/27): Caught five passes for 81 yards



Cole SCHNEIDER

fort myers, fla. | riverdale

r-JR OL 6-4 312

#65

R-JUNIOR (2020)

- Appeared in all nine regular season games, starting eight times at offensive guard
- Earned first-team all-conference honors from The American
- Named Phil Steele preseason third-team All-America
- Also named to Athlon preseason first-team all-conference
- Earned a spot on Outland Trophy Watch List



Marcus TATUM

daytona beach, fla. | tennessee

r-SR OL 6-6 315

#68

R-SENIOR (2020)

- Appeared in all nine regular season games, starting four times at offensive tackle



Bentavious THOMPSON

miami, fla. | miami southridge

r-JR RB 6-1 197

#24

R-JUNIOR (2020)

- Appeared in eight of nine regular season games
- Rushed 70 times for 369 yards with five touchdowns during the regular season
- Averaged 5.3 yards per carry and 46.1 yards per game
- at Georgia Tech (9/19): Rushed 12 times for 30 yards and a touchdown
- at ECU (9/26): Carried the ball 10 times for 77 yards
- Tulane (10/24): Had 10 carries for 42 yards and a touchdown
- at Houston (10/31): Rushed for 87 yards and a score on eight carries
- at South Florida (11/27): Totaled 16 carries for 110 yards and two touchdowns



Corey THORNTON

miami, fla. | booker t. washington

FR DB 6-1 175

#14

FRESHMAN (2020)

- Appeared in and started all nine regular season games at cornerback
- Totaled 21 tackles, including 18 solo stops during the regular season
- Added an interception and two pass break-ups
- at Georgia Tech (9/19): Made two tackles in collegiate debut
- at Houston (10/31): Had two tackles and a break-up
- Temple (11/14): Had one tackle, a break-up and an interception
- Cincinnati (11/21): Totaled three tackles
- at South Florida (11/27): Had seven tackles
- Named to 247 Sports' Preseason True Freshman All-America Team

Divaad WILSON

miami, fla. | georgia

r-SO DB 6-0 195

#9

R-SOPHOMORE (2020)

- Appeared in four regular season games in his first season at UCF
- Totaled eight tackles, broke up one pass and forced a fumble during the regular season
- at Houston (10/31): Made three tackles and had one pass breakup in his debut as a Knight
- at South Florida (11/27): Totaled four tackles and forced a fumble



Landon WOODSON

fredericksburg, va. | stafford

r-SO DL 6-6 241

#13

R-SOPHOMORE (2020)

- Appeared in seven of nine regular season games, starting four times at defensive end
- Totaled 23 tackles with 14 solo stops during the regular season
- Added 5.5 tackles for loss, three sacks and two pass break-ups
- Named to the AAC Weekly Honor Roll once (11/30)
- at Memphis (10/17): Had half a tackle for loss
- Tulane (10/24): Recorded two tackles with one tackle for loss
- at Houston (10/31): Totaled three tackles with two pass break-ups
- Temple (11/14): Made three stops with one for a loss
- at South Florida (11/27): Had seven tackles and three sacks



Stephon ZAYAS

ft. lauderdale, fla. | dillard

r-JR DL 6-6 235

#4

R-JUNIOR (2020)

- Played in eight of nine regular season games, starting four times on the defensive line
- Finished with nine tackles, one TFL and a pass breakup in the regular season
- at ECU (9/26): Had two tackles with one for a loss
- at Memphis (10/17): Recorded one tackle and one breakup





2005 SHERATON HAWAII BOWL

NEVADA 49
UCF 48

December 24, 2005 | Honolulu, Hawaii | Aloha Stadium

HONOLULU - UCF dropped a 49-48 overtime decision to Nevada in the 2005 Sheraton Hawaii Bowl, the first bowl game in school history.

UCF kicker Matt Prater, who had three field goals during the game, missed the game-tying extra point wide right, giving the Wolf Pack the win.

B.J. Mitchell ran for 178 yards and two touchdowns, and Robert Hubbard had 126 yards rushing and three touchdowns for the Wolf Pack (9-3), who finished with their best season since 1996 and spoiled UCF's bowl debut.

UCF's Brandon Marshall caught a 16-yard pass for a touchdown that tied the game at 42 with 55 seconds left. The score capped a four-play, 48-yard drive that took just 37 seconds.

Prater booted a 46-yard field goal with 1:32 left to draw UCF to 42-35, and the Knights recovered the onside kick with no time-outs left, setting up Marshall's dramatic catch that sent the game into overtime.

Trailing 32-28, the Wolf Pack took the lead on Hubbard's 5-yard touchdown run early in the fourth quarter. Nevada scored again on Rowe's 7-yard scoring pass to Travis Branzell for a 42-32 lead with 3:18 remaining.

Kevin Smith, Conference USA's Freshman of the Year, scored on a 78-yard run, the second longest run from scrimmage in UCF history, to give the Knights a 14-0 lead in the first quarter. The run was the longest in school history by a freshman and in UCF's 10-year Football Bowl Subdivision history.


The 78-yard touchdown run by Smith was the second-longest run by a true freshman in the NCAA during the year. It also marked the longest run in Sheraton Hawai'i Bowl history.



Table with 7 columns: Quarter, Time, Team, Play Description, and Score. Rows include game details for 1st, 2nd, 3rd, 4th, and OT quarters.

Statistical comparison table between NEV and UCF. Columns include First Downs, Rushes-Yards, Passing Yards, Passes Comp.-Att.-Int., Total Offense Plays-Yards, Fumble Returns-Yards, Punt Returns-Yards, Kickoff Returns-Yards, INT Returns-Yards, Punts (Number-Avg), Fumbles-Lost, and Penalties-Yards.

RUSHING: Nevada-B.J. Mitchell 23-178; Robert Hubbard 15-126; Jeff Rowe 13-65. UCF-Kevin Smith 29-202; Jason Peters 9-44; Steven Moffett 6-8. PASSING: Nevada-Jeff Rowe 22-32-1-254. UCF-Steven Moffett 19-36-1-301. RECEIVING: Nevada-Caleb Spencer 11-114; N. Flowers 6-96; A. Pudewell 2-23; Kyle Sammons 1-8; Travis Branzell 1-7; Robert Hubbard 1-6. UCF-Brandon Marshall 11-210; Darcy Johnson 3-49; Jason Peters 2-14; Rocky Ross 1-14; Kenny Jackson 1-12; Kevin Smith 1-2. INTERCEPTIONS: Nevada-DeAngelo Wilson 1-36. UCF-Jason Venson 1-12. FUMBLES: Nevada-Robert Hubbard 1-1. UCF-None. Stadium: Aloha Attendance: 26,254



Brandon Marshall was named UCF's MVP of the Sheraton Hawai'i Bowl after posting 11 receptions for 210 yards and three touchdowns vs. Nevada.





2007 AUTOZONE LIBERTY BOWL

UCF.....	3
MISSISSIPPI STATE	10

December 29, 2007 | Memphis, Tenn. | Liberty Bowl Memorial Stadium



MEMPHIS, Tenn. - UCF's memorable season came to a close in a 10-3 loss to Mississippi State in the AutoZone Liberty Bowl. Playing at the site of Paul "Bear" Bryant's final game, the Bulldogs used power running and a dominant defense to top the Knights.

Anthony Dixon powered in from the one for the winning touchdown with 1:54 to go and most valuable player Derek Pegues picked off two passes in a game featuring anemic offenses and 17 punts.

The Bulldogs (8-5) kept the Knights (10-4) out of the end zone and Kevin Smith from breaking the single-season rushing record. The junior finished with 119 yards, leaving him 61 shy of Barry Sanders' mark of 2,628 yards set for Oklahoma State in 1988.

"I was trying to find the holes, but they were playing faster than us," said Smith.

Dixon finished with 86 yards and became the seventh Bulldogs runner to go over 1,000 yards (1,066). But like the rest of the Bulldogs, he was ineffective much of the game.

The teams were tied 3-3 at halftime, mostly due to conservative play-calling.

Neither team converted a third down in the first half (0 for 16) as Mississippi State was held to 84 total yards and UCF to 79.

Kyle Israel had 12 yards passing and two interceptions by halftime and Mississippi State's Wes Carroll had 15 yards and an interception. UCF also didn't get much help from kicker Michael Torres, who gave the Knights a 3-0 lead in the second quarter with a 45-yard field goal, but missed from 32 and 37 in the second half.

"I think those missed field goals were big momentum breakers," UCF coach George O'Leary said. "Give Mississippi State credit. They fought hard and didn't turn the ball over. That usually means you're going to come up with a close win like that."

Mississippi State finished with 199 total yards and Blake McAdams tied the Liberty Bowl record with 11 punts. But the Bulldogs came up with just enough big plays after Keith Fitzhugh picked off Israel's pass at the Mississippi State 41 with 5:47 left.


Carroll, pulled the series before, returned and responded with two rushes for 17 yards and two completions for 15 yards. All went for first downs and spurred a 10-play, 59-yard drive that consumed 3:53 and finally led to a touchdown.

Derek Pegues, fittingly, made the final key defensive play, knocking down a fourth-down pass on UCF's final drive. The Bulldogs held the Knights to 219 yards and forced four turnovers.

UCF	0	3	0	0	-	3
Mississippi St.	0	3	0	7	-	10
2nd 11:49	UCF	Torres	45	field goal		
6:02	MSU	Carlson	22	field goal		
4th 1:54	MSU	Dixon	1	run (Carlson kick)		

	UCF	MSU
First Downs	13	10
Rushes-Yards	47-131	41-160
Passing Yards	88	39
Passes Comp.-Att.-Int.	24-10-3	20-8-1
Total Offense Plays-Yards	71-219	61-199
Fumble Returns-Yards	0-0	0-0
Punt Returns-Yards	6-54	2-5
Kickoff Returns-Yards	1-6	2-29
INT Returns-Yards	1--3	3-45
Punts (Number-Avg)	6-42.8	11-34.9
Fumbles-Lost	2-1	0-0
Penalties-Yards	3-25	5-45

RUSHING: UCF-Kevin Smith 35-119; Kyle Israel 11-13; Curtis Francis 1-(-1).
Mississippi State-Anthony Dixon 24-86; Tony Burks 2-25;
Wesley Carroll 6-21; Christian Ducre 6-20; Jamayel Smith 1-5;
Brandon Hart 1-4; TEAM 1-(-1).
PASSING: UCF-Kyle Israel 10-24-3-88. Mississippi State-
Wesley Carroll 8-18-1-39; Michael Henig 0-2-0-0.
RECEIVING: UCF-Kevin Smith 3-12; Rocky Ross 2-27; Corey Rabazinski 2-26;
Brian Watters 2-13; Kamar Aiken 1-10. Mississippi State-
Christian Ducre 3-10; Jamayel Smith 2-7; Anthony Dixon 1-10;
Brandon Hart 1-8; Tony Burks 1-4.
INTERCEPTIONS: UCF-Johnell Neal 1-(-3). Mississippi State-
Derek Pegues 2-45; Keith Fitzhugh 1-0.
FUMBLES: UCF-Joe Burnett 1-0; Kevin Smith 1-1.
Mississippi State-None.
Stadium: Liberty Bowl Attendance: 63,816



Johnell Neal prepares to pull down an interception off a Wesley Carroll pass in the first quarter against the Bulldogs.





2009 ST. PETERSBURG BOWL

UCF 24
RUTGERS 45

December 19, 2009 | St. Petersburg, Fla. | Tropicana Field



ST. PETERSBURG, Fla. - The St. Petersburg Bowl presented what seemed to be a perfect storm for UCF on Saturday night with 20,000 of its fans packed inside Tropicana Field and a hot football team positioned for the first bowl victory in school history.

But an avalanche of errors combined with speedy, physical opponent in Rutgers ruined what could have been a dreamy, feel-good night for UCF's program and its hopeful fanbase.

Down four points late in the second quarter, UCF allowed an interception return to sap its momentum and the Knights could never mount much of a comeback in a disappointing 45-24 loss to Rutgers in the second St. Petersburg Bowl presented by Beef 'O' Brady's.

"As I told the players, I'm embarrassed for the football team that we didn't go out and do a better job for the fanbase and for the football program," UCF coach George O'Leary said.

"I thought we beat ourselves a lot in a lot of situations out there," a frustrated O'Leary continued. "Right now, Rutgers defense was just a lot better than our offense and that was the difference in the game."

UCF (8-5) had hoped that the momentum of a strong finish to the regular season, one in which it won the final six conference games and knocked off Marshall, Houston and UAB down the stretch, would carry over to the bowl game. But problems on both sides of the ball sabotaged the Knights' chances of pulling off the upset in this game.

Playing before roughly 20,000 Knights fans among the Tropicana Field crowd of 29,763, UCF netted just 35 yards on the ground, 33 of them coming in the fourth quarter when the outcome of the game was already decided. And in the passing game, two Brett Hodges' interceptions led to 14 points for Rutgers, bowl winners for a fourth consecutive season. And UCF's defense yielded 380 yards and eight third-down conversions.

"The offense put up 14 points and a field goal early and defensively we played our butts off. We didn't want to go out like this, and this is so disappointing," senior defensive tackle Travis Timmons said. "It's just such a big letdown. We're 0-14 now against Big East teams and 0-3 in bowl games. Torrell (Troup), Bruce (Miller) and myself along the defensive line wanted to change all of that, but unfortunately things didn't go the way we wanted them to."

Rutgers (9-4) played like an experienced team in its fifth consecutive bowl, using big plays on offense and an attacking defense to frustrate the Knights. Rutgers got six sacks and two interceptions defensively and freshman quarterback Tom Savage threw for 294 yards and two TDs.

UCF	7	10	0	7	-	24
Rutgers	14	14	10	7	-	45
1st	8:37	RUT	Sanu 5 run (San Te kick)			
	4:31	UCF	Aiken 7 pass from Hodges (Cattoi kick)			
	3:54	RUT	Brown 65 pass from Savage (San Te kick)			
2nd	14:56	UCF	Cattoi 25 field goal			
	5:50	RUT	Sanu 1 run (San Te kick)			
	2:32	UCF	Aiken 34 pass from Hodges (Cattoi kick)			
	1:38	RUT	Anderson 19 interception return (San Te kick)			
3rd	12:37	RUT	Sanu 11 pass from Savage (San Te kick)			
	8:09	RUT	San Te 43 field goal			
4th	2:23	UCF	Davis 2 run (Cattoi kick)			
	2:18	RUT	Munoz 35 kickoff return (San Te kick)			

	UCF	RUT
First Downs	14	15
Rushes-Yds	30-35	32-86
Passing Yds	220	294
Passes Comp.-Att.-Int.	18-35-2	14-28-1
Total Offense Plays-Yds	83-623	80-555
Fumble Returns-Yards	0-0	1-0
Punt Returns-Yards	1-2	0-0
Kickoff Returns-Yards	1-16	5-74
INT Returns-Yards	1-36	1-12
Punts (Number-Avg)	3-44.0	3-38.3
Fumbles-Lost	1-1	0-0
Penalties-Yards	10-92	6-30

RUSHING: UCF-Brynn Harvey 13-32; Rob Calabrese 4-26; Brendan Kelly 1-4; Jonathan Davis 7-1; Brett Hodges 5-minus 28. RUTGERS-Joe Martinek 14-44; Mohamed Sanu 13-41; Jourdan Brooks 1-4; TEAM 1-minus 1; Tom Savage 3-minus 2.


PASSING: UCF-Brett Hodges 13-28-2-175; Rob Calabrese 5-7-0-45. RUTGERS-Tom Savage 14-27-1-294; Mohamed Sanu 0-1-0-0.

RECEIVING: UCF-Kamar Aiken 4-65; Rocky Ross 4-49; Jonathan Davis 3-29; A.J. Guyton 2-13; Quincy McDuffie 1-22; Adam Nissley 1-18; Ricky Kay 1-12; Brynn Harvey 1-7; Jamar Newsome 1-5. RUTGERS-Tim Brown 4-99; Mohamed Sanu 4-97; Joe Martinek 3-66; Mark Harrison 2-15; Shamar Graves 1-17.

INTERCEPTIONS: UCF-Kemal Ishmael 1-0. RUTGERS-Damaso Munoz 1-26; Billy Anderson 1-19.

FUMBLES: UCF-None. RUTGERS-Mohamed Sanu 2-1.

Stadium: Tropicana Field **Attendance:** 29,763



Wide receiver Kamar Aiken celebrates one of his two touchdown receptions from quarterback Brett Hodges.





2010 AUTOZONE LIBERTY BOWL

GEORGIA 6
UCF 10

December 31, 2010 | Memphis, Tenn. | Liberty Bowl Memorial Stadium

MEMPHIS, Tenn. - A UCF football program clearly on the rise as a powerhouse to be reckoned with nationally registered a landmark victory in the AutoZone Liberty Bowl, beating Southeastern Conference power Georgia while registering the school's first-ever bowl victory.

When UCF sophomore safety Kemal Ishmael batted down a Hail Mary pass that seemed to hang in the air forever, it preserved No. 24 UCF's 10-6 defeat of Georgia and set off a wild celebration among the 8,000 Knights' fans who roared with noise inside the Liberty Bowl.

Doing something for a first time is never easy, and this first-ever bowl victory for UCF went down to the final seconds. Georgia quarterback Aaron Murray heaved a pass into the end zone for 6-foot-4 superstar wide out A.J. Green, but Ishmael was there to make the game-saving play that is sure to live in the history of the program for years to come.

Sophomore tailback Latavius Murray, the game's Outstanding Offensive Player and the MVP, scored on a 10-yard run with 9:01 to play to put the Knights ahead 10-6. And a defense that was dominant a couple of weeks ago in the Conference USA title game made it stand up. They held a Georgia offense that came in averaging 34.3 points a game to just two field goals and no touchdowns.

Freshman quarterback Jeff Godfrey capped a stellar first season on campus, helping the program win a C-USA title and the school's first bowl game. Let the comparisons to UCF legend Daunte Culpepper begin after he joined the school's lore. He completed 16 of 29 passes for 117 yards.

Georgia drove 61 yards on the first drive of the second half, but again had to settle for a Blair Walsh 42-yard field goal when the Knights got crucial pass break-ups from Ishmael and senior cornerback Justin Boddie. That 6-3 Georgia lead would be its final advantage of the game because they couldn't score against UCF's gritty defense.

UCF appeared to have scored first for the 13th time in 14 games when Quincy McDuffie took the opening kickoff back 98 yards. McDuffie, one of only nine players in the nation to return two kicks for touchdowns, hit a seam and sprinted for an apparent touchdown. However, the return was negated by a holding penalty on UCF special teams ace Ronnie Weaver.

Georgia's first drive started at the 2-yard line following a 56-yard boot by UCF senior punter Blake Clingan, but the Bulldogs proceeded to march 95 yards in the next 15 plays. But the Knights stiffened up near the goal line, forcing Georgia to settle for a field goal that put the 'Dogs up 3-0, and the Knights tied the game up 3-3 just before the half.




Scoreboard table showing Georgia 3-0-3-0-6 and UCF 0-3-0-7-10.

Game log table showing plays by quarter: 1st 2:02 UGA Walsh 20 field goal, 2nd 0:33 UCF Cattoi 22 field goal, 3rd 9:23 UGA Walsh 41 field goal, 4th 9:01 UCF Murray 10 run (Cattoi kick).

Statistical comparison table between UGA and UCF for various categories like First Downs, Rushes-Yds, Passing Yds, etc.

RUSHING: Georgia-Washaun Ealey 16-60; Carlton Thomas 4-18; Aaron Murray 12-4. UCF-Latavius Murray 18-104; Jeff Godfrey 10-20; Jamar Newsome 1-0; Ronnie Weaver 1-0. PASSING: Georgia-Aaron Murray 21-38-2-198. UCF-Jeff Godfrey 16-29-2-117; TEAM 0-1-0-0. RECEIVING: Georgia-A.J. Green 8-77; Tavarres King 4-33; Kris Durham 3-47; Orson Charles 2-19; Marlon Brown 1-8; Bruce Figgins 1-8; F. Munzenmaier 1-6; Carlton Thomas 1-0. UCF-Brian Watters 6-57; Jamar Newsome 3-19; Kamar Aiken 3-15; Adam Nissley 2-7; Khymest Williams 1-13; Quincy McDuffie 1-6. INTERCEPTIONS: Georgia-Brandon Boykin 1-16; Branden Smith 1-minus 7. UCF-Reggie Weams 1-22; Josh Linam 1-13. FUMBLES: Georgia-Aaron Murray 1-0. UCF-None. Stadium: Liberty Bowl Attendance: 51,231



AutoZone Liberty Bowl MVP Latavius Murray celebrates after scoring the game's only touchdown in the fourth quarter.






2012 BEEF O'BRADY'S BOWL

BALL STATE 17
 UCF 38

December 21, 2012 | St. Petersburg, Fla. | Tropicana Field



ST. PETERSBURG, Fla. - The slogan of UCF for 2012 was "Finish." And the Knights did just that with an exclamation point in the 2012 Beef 'O' Brady's Bowl. UCF earned its second bowl victory in program history with a 38-17 win over Ball State.

Led by the all-time winningest senior class in school history, UCF clinched its 10th victory of the season behind an impressive effort by the duo of senior running back Latavius Murray and sophomore signal-caller Blake Bortles. Bortles capped his first full season in style, earning MVP honors while finishing 22-of-33 for 271 yards and three passing touchdowns. He also led the team with a career-high 80 yards on the ground and another score.

Murray was just as impressive, cashing in for three touchdowns (all in the first half) and 104 total yards, with 71 on the ground and 33 through the air on a team-high six catches.

The defense also did its part in the drubbing of the Cardinals. Conference USA Defensive Player of the Year Kemal Ishmael finished his career with 367 tackles after recording seven in the contest. He also forced his sixth career fumble and two pass break-ups. Fellow senior defensive end Troy Davis also went out in style with 1.5 sacks to crack the UCF top 10 with 18-career QB take downs.

After winning the toss and receiving the ball to start the game, UCF matriculated down the field, mixing the run and pass well on a 13-play, 78-yard drive that was capped off by a Bortles-to-Murray touchdown connection. The drive ate 7:33 off the clock and was aided by the sophomore QB's ability to evade the pass rush, while also connecting with rookie Breshad Perriman three times for 21 yards and a pair of first downs.

With the defense forcing a quick three-and-out, UCF's offense continued its impressive start with a seven-play 58-yard drive that saw Murray reach pay-dirt on a short 2-yard burst. The Knights closed out the first quarter outgaining the Cardinals, 160-15.

Ball State would settle in, however, with an 82-yard drive for seven points that saw Keith Wenning hit Willie Snead from seven-yards out to make it a 13-7 contest in the second quarter.

UCF responded with Bortles completely taking over on the ensuing drive. The Oviedo native became a dual threat on the drive, rushing three times for 32 yards, including a 6-yard scramble up the middle that saw him bulldoze a pair of Cardinal defenders on his way to the end zone. He capped the scoring drive with UCF's first two-point conversion since Sept. 5, 2009, hitting senior H-back Dontravious Floyd in the back of the end zone.

Ball State drove right back into UCF territory, reaching the Knights' 10-yard line prior to freshman DL Thomas Niles sacking Wenning for an 11-yard loss. The third-down tackle for loss resulted in a much longer field-goal attempt, which sailed well left of the uprights.

Starting on its own 32-yard line with just 55 seconds left in the half, Bortles hit junior Jeff Godfrey and Murray for 12 and 10 yards before launching a 45-yard beauty to a streaking Perriman, who finished with a career-best 90 yards on five catches, on the far side line. The career-long reception led to Bortles hitting Murray for the second time in the half, this time from five yards out with just five ticks left on the first-half clock.

After a 45-yard field goal by Schott to make it 28-10 with 7:54 left in the third quarter, the Cardinals attempted an onside kick that redshirt sophomore running back Cedric Thompson grabbed out of the air safely to set up the Knights at the BSU 49-yard line.

Bortles continued to shred the Ball State defense with the prime field position. He racked up 41 of the next 49 yards through the air, tying his career record and a Beef 'O' Brady's Bowl mark with touchdown pass No. 3 from seven yards out to fellow sophomore J.J. Worton.

Sophomore Shawn Moffitt would cap the Knights' scoring on the year with a 25-yard field goal to make it 38-10. The Cardinals tacked on a late touchdown to account for the final tally of 38-17. On the season, UCF finished with 496 total points, second all-time in program history.

Ball State	0	7	3	7	-	17
UCF	13	15	7	3	-	38

1st	7:27	UCF	Murray 7 pass from Bortles (Moffitt kick)
	3:59	UCF	Murray 2 run (Moffitt kick blocked)
2nd	10:41	BSU	Snead 7 pass from Wenning (Schott kick)
	5:50	UCF	Bortles 6 run (Floyd pass from Bortles)
	0:05	UCF	Murray 5 pass from Bortles (Moffitt kick)
3rd	7:54	BSU	Schott 45 field goal
	4:23	UCF	Worton 7 pass from Bortles (Moffitt kick)
4th	10:12	UCF	Moffitt 25 field goal
	5:26	BSU	Snead 16 pass from Wenning (Schott kick)

	BSU	UCF
First Downs	23	33
Rushes-Yds	24-71	42-222
Passing Yds	217	272
Passes Comp.-Att.-Int.	22-35-0	22-33-0
Total Offense Plays-Yds	59-288	75-494
Fumble Returns-Yards	0-0	0-0
Punt Returns-Yards	0-0	1-2
Kickoff Returns-Yards	4-81	2-3
INT Returns-Yards	0-0	0-0
Punts (Number-Avg)	3-34.3	1-32.0
Fumbles-Lost	1-1	0-0
Penalties-Yards	6-53	8-71

RUSHING: BSU-Jahwan Edwards 14-89; Horactio Banks 5-1; Keith Wenning 5-minus 19. UCF-Blake Bortles 9-80; Latavius Murray 21-71; Storm Johnson 6-50; Quincy McDuffie 2-8; Brynn Harvey 3-7; Jeff Godfrey 1-6.


PASSING: BSU-Keith Wenning 22-34-0-217; Kelly Page 0-1-0-0. UCF-Blake Bortles 22-33-0-272.

RECEIVING: BSU-Willie Snead 7-78; Zane Fakes 6-57; KeVonn Mabon 3-30; Connor Ryan 2-26; Horactio Banks 1-15; Dylan Curry 1-13; Jahwan Edwards 1-0; Kitt O'Brien 1-minus 2. UCF-Latavius Murray 6-33; Breshad Perriman 5-90; Rannell Hall 4-74; J.J. Worton 3-32; Jeff Godfrey 3-29; Justin Tukes 1-14.

INTERCEPTIONS: BSU-None. UCF-None.

FUMBLES: BSU-Jahwan Edwards 1-1. UCF-None.

Stadium: Tropicana Field **Attendance:** 21,759



Only a sophomore, Blake Bortles had no trouble with the Ball State defense, going 22-for-33 for 272 yards and three touchdowns. The Beef 'O' Brady's Bowl MVP also rushed for 80 yards and a touchdown.





2014 TOSTITOS FIESTA BOWL

UCF..... 52
BAYLOR..... 42

January 1, 2014 | Glendale, Ariz. | University of Phoenix Stadium



GLENDALE, Ariz. - The most memorable season in UCF football history ended with the most memorable win in program history. In thrilling fashion, the Knights took a 52-42 triumph over No. 6 Baylor in the 2014 Tostitos Fiesta Bowl.

The No. 15 Knights (12-1) won their third-consecutive bowl game and set a school record with their 12th victory of the season. UCF came into the season with just one victory over a ranked opponent and ended the historic effort with their second over a ranked squad in 2013 alone. To make the accomplishment even more impressive, both wins over ranked teams came against Top 10 opponents.

Junior quarterback Blake Bortles was named the Tostitos Fiesta Bowl Offensive Player of the Game after racking up 301 passing yards and three touchdowns to go along with a career-high 93 yards rushing and a touchdown.

UCF's offense matched Baylor's high-powered attack every step of the way. The Bears came into the contest leading the NCAA in scoring offense and total offense, but it was the Knights who racked up 52 points and 558 total yards for the victory. The points and yardage were the largest totals ever by UCF in a bowl game and against a ranked opponent.

Much was said before the game about how the Knights' defense would stack up against Baylor's up-tempo offense. UCF, however, came into the game with the 13th-ranked scoring defense in the nation. The Knights forced seven Baylor punts and two turnovers, while holding the Bears 11 points and 75 yards beneath their season averages.

The Knights began to put the wild back-and-forth affair on ice when Storm Johnson ripped off a 40-yard touchdown run to give UCF a 49-35 advantage with 10:26 remaining. Johnson set a new career high with 124 rushing yards and matched his season-high mark with three rushing touchdowns. The Knights accounted for the winning total with a 36-yard field goal from Shawn Moffitt with less than five minutes remaining.

UCF got off to a roaring start. After receiving the opening kickoff, the Knights churned out 76 yards in six rush attempts, capped off by an 11-yard touchdown burst by Johnson. This marked the first touchdown drive of the season for the Knights that came without a single pass attempt.

After forcing a three-and-out, the Black and Gold again marched down the field, primarily on the strength of its rushing attack. After Bortles found Breshad Perriman streaking down the left sideline for a 34-yard gain, UCF returned to its ground control attack with four consecutive running plays. Johnson's 2-yard touchdown plunge gave the Knights a 14-0 advantage just eight minutes into the contest.

Junior Rannell Hall proved once again that his nickname, "Speedy" is appropriate as he took two short, second-quarter passes to the house. Both catches were made near the line of scrimmage and featured Hall out-running the Baylor secondary, with help from some terrific blocking from fellow wideouts Josh Reese, J.J. Worton and Taylor Oldham.

While Bortles brought home Offensive Player of the Game honors, Terrance Plummer was named Defensive Player of the Game. The junior linebacker racked up a game-high 14 tackles, including half a sack. Sean Maag (12 tackles) and Clayton Geathers (10 tackles) both recorded double-digit stops as well.

Table with 6 columns: Quarter, Time, Team, Player, Play, and Result. It lists game events from 1st to 4th quarter, including touchdowns, passes, and field goals.

Table with 3 columns: Statistic, UCF, and BAY. It compares various game statistics such as First Downs, Rushes-Yds, Passing Yds, and Penalties-Yards.

RUSHING: UCF-Storm Johnson 20-124; Blake Bortles 8-93; William Stanback 13-33; Jeff Godfrey 1-7; Team 2-(-2). BAY-Lache Seastrunk 17-117; Antwan Goodley 1-22; Glasco Martin 6-19; Shock Linwood 3-19; Bryce Petty 11-17.
PASSING: UCF-Blake Bortles 20-31-2-301. BAY-Bryce Petty 30-47-1-356.
RECEIVING: UCF-Jeff Godfrey 5-60; J.J. Worton 5-56; Rannell Hall 4-113; Breshad Perriman 3-48; William Stanback 2-25; Storm Johnson 1-(-1). BAY-Corey Coleman 7-88; Jay Lee 5-80; Tevin Reese 5-43; Levi Norwood 4-63; Antwan Goodley 4-20; Clay Fuller 3-52; Jordan Najvar 1-7; Shock Linwood 1-3.
INTERCEPTIONS: UCF-Brandon Alexander 1-0. BAY-Eddie Lackey 1-0; Demetri Goodson 1-(-2).
FUMBLES: UCF-William Stanback 1-0; Storm Johnson 1-1. BAY-Bryce Petty 1-0.
Stadium: University of Phoenix Stadium Attendance: 65,172





2014 BITCOIN ST. PETERSBURG BOWL

NC STATE	34
UCF.....	27

December 26, 2014 | St. Petersburg, Fla. | Tropicana Field



ST. PETERSBURG, Fla. - The UCF Knights fell just short of another stirring comeback at Tropicana Field in the Bitcoin St. Petersburg Bowl. UCF trailed North Carolina State 34-13 in the fourth quarter, and mounted a rally before falling, 34-27.

A Niklas Sade field goal put the Wolfpack on top by 21 points with 12:37 remaining in the contest. But senior captain Josh Reese, who scored all three of the UCF (9-4) touchdowns, hauled in a 14-yard strike from quarterback Justin Holman less than three minutes later, bringing a huge, partisan UCF crowd back into the game.

When the UCF defense got a three-and-out, the Knights' faithful really began believing. However, a Holman interception slowed the Knights' momentum mid-way through the fourth quarter.

NC State (8-5) had two empty possessions, punting and missing a field goal, but a great deal of time ran off the clock.

The Knights started moving the ball again when they took over with 2:56 remaining. Just 1:12 later, Reese found the end zone a third time on a 2-yard pass from Holman. That score pulled UCF within seven points, 34-27.

With 1:44 remaining and no timeouts, the Knights needed to recover an onside kick to have a chance. NC State secured the kick and was able to run out the clock.

Meanwhile, thousands of Knight fans chanted "UCF! UCF! UCF!" and saluted their team as they left the field. An estimated 20,000-plus UCF fans made the short trip and were a part of a near-sellout of 26,675.

The Knights opened the scoring on the first possession of the game. A 40-yard Shawn Moffitt field goal put the Knights on top 3-0. But NC State answered on its first possession with an 18-yard halfback pass to Jaylen Samuels to go on top 7-3. The Knights regained the lead 10-7 early in the second quarter. Holman rifled a pass to Reese at the goal line from six yards out.

But it was all Wolfpack for the next two-plus quarters, as NC State outscored the Knights 27-3 to go on top by 21 points. Wolfpack quarterback Jacoby Brissett found a wide open Johnathan Alston for a 37-yard score to make it 14-10. An NC State field goal with 3:16 remaining in the first half pushed the score to 17-10 at halftime. Matt Dayes ran up the middle for a 19-yard score on the opening drive of the second half, putting the Wolfpack on top 24-10.

The Knights got three points back after Wolfpack turnover, with Moffitt hitting from 36 yards out to make it 24-13. NC State answered with another Dayes score, as he went untouched up the middle late in the third, making it 31-13.

For the game, the Wolfpack out-gained the Knights 487-373. Brissett was named the game's MVP after passing for 262 yards and rushing for 31 more. Holman threw for 291 yards on 23-of-53 with three scores to pace the UCF offense. Breshad Perriman had nine receptions for 138 yards. Defensively, UCF was led by senior captain Clayton Geathers, who racked up 14 tackles.

NC State	7	10	14	3	-	34
UCF	3	7	3	14	-	27

1st	10:06	UCF	Moffitt 40 field goal
	6:11	NCSU	Samuels 18 pass from Thornton (Sade kick)
2nd	12:34	UCF	Reese 6 pass from Holman (Moffitt kick)
	9:05	NCSU	Alston 37 pass from Brissett (Sade kick)
	3:16	NCSU	Sade 19 field goal
3rd	11:55	NCSU	Dayes 24 run (Sade kick)
	5:45	UCF	Moffitt 36 field goal
	3:05	NCSU	Dayes 15 run (Sade kick)
4th	12:37	NCSU	Sade 45 field goal
	11:01	UCF	Reese 14 pass from Holman (Moffitt kick)
	1:44	UCF	Reese 2 pass from Holman (Moffitt kick)

	NCSU	UCF
First Downs	26	21
Rushes-Yds	49-187	28-82
Passing Yds	300	291
Passes Comp.-Att.-Int.	17-28-0	23-53-1
Total Offense Plays-Yds	77-487	81-373
Fumble Returns-Yards	0-0	0-0
Punt Returns-Yards	0-0	1-(-2)
Kickoff Returns-Yards	1-22	1-27
INT Returns-Yards	1-36	0-0
Punts (Number-Avg)	4-46.5	6-42.8
Fumbles-Lost	2-1	0-0
Penalties-Yards	6-34	3-30

RUSHING: NCSU-Shadrach Thornton 17-96; Matt Dayes 13-78; Jacoby Brissett 14-31; Jaylen Samuels 1-0; Team 3-(-4); Bryan Underwood 1-(-14). UCF-William Stanback 12-38; Justin Holman 9-27; Dontravious Wilson 3-9; Josh Reese 1-6; Rannell Hall 3-2.

PASSING: NCSU-Jacoby Brissett 15-26-0-262; Shadrach Thornton 1-1-0-18; Bo Hines 1-1-0-20. UCF-Justin Holman 23-53-1-291.

RECEIVING: NCSU-Bo Hines 3-79; Jonathan Alston 3-58; Jaylen Samuels 3-41; Bra'Lon Cherry 2-35; David Grinnage 2-27; Jacoby Brissett 1-20; Matt Dayes 1-18; Marquez Valdes-Scantling 1-13; Tyler Purvis 1-9. UCF-Breshad Perriman 9-138; Rannell Hall 7-78; Josh Reese 6-75; Justin Tukes 1-0.

INTERCEPTIONS: NCSU-Josh Jones 1-36. UCF-None.

FUMBLES: NCSU-Jacoby Brissett 2-1. UCF-None.

Stadium: Tropicana Field **Attendance:** 26,675



Closing out his senior year with a career-high three touchdown receptions, Josh Reese was selected as UCF's team MVP after the game.





2016 AUTONATION CURE BOWL

ARKANSAS STATE..... 31
UCF..... 13

December 17, 2016 | Orlando, Fla. | Camping World Stadium



ORLANDO – The UCF football team couldn’t overcome a number of miscues in Saturday night’s Cure Bowl, falling to Arkansas State 31-13.

Despite the outcome, UCF head coach Scott Frost expressed the amount of pride he has in what the Knights accomplished this season. He had a message of gratitude for the seniors, who played their final game in the Black & Gold.

“What this team has accomplished, I’m proud of them, happy for them. I’m hungry to accomplish more,” Frost said. “I had a simple message for our team. I thanked the seniors. Everything we say about our seniors we mean from the bottom of our heart. These guys could have gone a lot of different directions. They didn’t have to sacrifice and put in the effort and be leaders for our team and totally take a new direction in a new way of doing things that our coaching staff was asking them to do. They all did; they all led us. I’m proud to be their coach.”

The Red Wolves scored 14 points off turnovers and added a touchdown on a blocked punt, which opened the scoring. Those 17 points were a huge difference in a contest where the two defenses were dominant. Arkansas State rushed for just 29 yards, while the Knights only managed 12. UCF passed for 211 yards, while the Red Wolves threw it for 205. Neither squad managed more than 234 yards. Combined, the two teams were 6-for-35 on third down.

“I think when either team’s defense is on the field it was the superior unit on the field and we kind of knew that going in,” Frost said.

A nightmare first quarter for UCF left Arkansas State with a 17-0 lead after 15 minutes of play. A blocked punt was recovered in the end zone for the Red Wolves. A long Arkansas State pass play led to a field goal to make it 10-0. On the ensuing kickoff, a fumble set the Red Wolves up with a short field that was converted into a touchdown to account for the 17 points.

The Knights found some offense in the second quarter. Tre’Quan Smith made another of his patented circus catches. The 34-yard completion set up an 11-yard scoring strike from McKenzie Milton to a wide-open Taylor Oldham. Following an Arkansas State fumble, Matthew Wright converted a 45-yard field goal to pull the Knights within seven, 17-10 at the intermission.

But a 75-yard touchdown pass less than a minute into the third quarter swung the momentum back to Arkansas State. Wright’s second field goal of the game late in the third quarter got the Knights back within 11, 24-13. The Red Wolves took over deep in UCF territory late in the third quarter on a fumbled UCF punt and turned it into a touchdown on the first play of the fourth quarter, accounting for the final tally.

Summary table with columns for Quarter, Time, Team, and Play Description. Includes plays from 1st, 2nd, 3rd, and 4th quarters.

Statistical comparison table between ASU and UCF across various categories like First Downs, Rushes-Yds, Passing Yds, etc.

RUSHING: Arkansas State-Rollins-Davis 5-32; White, Johnston 7-15; Wand, Warren 15-12; Voytik, Chad 5-(-3); Hansen, Justice 5-minus 13; Echols-Luper, C 1-(-14). UCF-Hamilton, Jawon 10-14; Milton, M. 9-5; Holman, Justin 5-3; Willett, M. 1-0; Payton, Tristan 1-(-2); Killins, Adrian 4-(-8).
PASSING: Arkansas State-Hansen, Justice 12-26-0-205. UCF-Milton, M. 22-39-0-175; Holman, Justin 4-9-0-36.
RECEIVING: Arkansas State-Sanders, K. 5-127; Booker, C. 2-11; Murray, Chris 2-(-4); Mack, Blake 1-67; McClinnis, Justin 1-3; Wand, Warren 1-1. UCF-Oldham, Taylor 5-56; Hamilton, Jawon 4-17; Smith, Tre’Quan 3-45; Franks, Jordan 3-32; Bargnare, J. 3-11; Stewart, Cam 2-16; Killins, Adrian 2-4; Payton, Tristan 1-16; Jones, Hayden 1-7; Akins, Jordan 1-5; Taj McGowan 1-2.
INTERCEPTIONS: Arkansas State-None. UCF-None.
FUMBLES: Arkansas State-Murray, Chris 1-1; Echols-Luper, C 1-0; Voytik, Chad 1-0. UCF-Holman, Justin 1-1; Johnson, Chris 1-1; Jones, Hayden 1-1.
Stadium: Camping World Attendance: 27,213



Shaquem Griffin closed out his American Athletic Conference Defensive Player of the Year season with a trip to the 2016 AutoNation Cure Bowl.





2018 CHICK-FIL-A PEACH BOWL

UCF 34
AUBURN 27

January 1, 2018 | Atlanta, Ga. | Mercedes-Benz Stadium



ATLANTA, Ga. (UCFknights.com) – Behind 21 unanswered points in the second half, the UCF football team capped a perfect 13-0 season with a 34-27 win over No. 7 Auburn in the 2018 Chick-fil-A Peach Bowl on New Year’s Day.

Down seven late in the third quarter, the No. 12 Knights stormed back into the game. Quarterback McKenzie Milton hit Otis Anderson on a screen pass that the freshman took to the end zone to tie the game with 1:30 to play in the third. Following a Tigers punt, the Knights offense drove back into Auburn territory. Milton danced around a few would-be tacklers, stepped up in the pocket and found a cutting Dredrick Snelson from eight yards out to give the Knights a 27-20 lead.

Auburn took over at their own 20-yard line with 6:58 left to play and a chance to even the score. Tigers quarterback Jarrett Stidham threw a pass that was intended for a cutting receiver for a short gain, but senior Chequan Burkett stepped in front to intercept the pass. The native of Montgomery, Ala., had no one in front of him and sprinted 45 yards to the end zone for the game-winning score.

Burkett, along with Shaquem Griffin and the UCF defense, gave the Tigers all they could handle. UCF racked up a season-high six sacks and 11 tackles for loss. UCF recorded a pair of takeaways. In addition to Burkett’s pick-six, A.J. Wooten set up the Knights’ first touchdown in the second quarter. The redshirt junior jarred the ball loose from Stidham, and it bounced into the hands of Tre Neal, which later led to an 18-yard scoring run for Milton.

MCKENZIE FRENZY

- Milton was 16-of-35 for 242 and a pair of passing touchdowns and added a score on the ground, earning Chick-fil-A Peach Bowl Offensive MVP honors.
- After slow start in the first half, Milton was nearly unstoppable in the second half. He completed 13 of 18 passes for 212 yards.
- The sophomore led the team in rushing with a career-high 116 yards for 8.9 yards per carry. Milton now holds the UCF record for single-season rushing yards by a quarterback. The previous record was 566, set by Jeff Godfrey in 2010. Milton finished the season with 613.

UCF	0	13	7	14	-	34
Auburn	3	3	14	7	-	27

1st	07:01	AU	Carlson 25 yd field goal
2nd	11:11	UCF	Wright 33 yd field goal
	08:51	UCF	Milton 18 yd run (Wright kick)
	00:45	AU	Carlson 46 yd field goal
	00:00	UCF	Wright 45 yd field goal
3rd	14:05	AU	Hastings 26 yd pass from Stidham (Carlson kick)
	07:55	AU	Johnson 4 yd run (Carlson kick)
	01:30	UCF	Anderson 12 yd pass from Milton (Wright kick)
4th	11:36	UCF	Snelson 8 yd pass from Milton (Wright kick)
	05:56	UCF	Burket 45 yd interception return (Wright kick)
	04:12	AU	Stove 7 yd run (Carlson kick)

	UCF	AU
First Downs	20	28
Rushes-Yds	36-169	44-90
Passing Yds	242	331
Passes Comp.-Att.-Int.	16-35-0	28-43-2
Total Offense Plays-Yds	71-411	87-421
Fumble Returns-Yards	1-36	1-1
Punt Returns-Yards	1-1	1-10
Kickoff Returns-Yards	4-90	6-174
INT Returns-Yards-TD	2-45-1	0-0-0
Punts (Number-Avg)	5-40.2	5-39.2
Fumbles-Lost	2-1	1-1
Penalties-Yards	8-74	8-61

RUSHING: UCF-McKenzie Milton 13-116; Otis Anderson 11-38; Adrian Killins Jr. 10-28; Team 2-minus 13. Auburn-Kerryon Johnson 22-71; Kam Martin 6-24; Eli Stove 3-23; Devan Barrett 1-minus 3; Jarrett Stidham 12-minus 25.

PASSING: UCF-McKenzie Milton 16-35-0-242. Auburn-Jarrett Stidham 28-43-2-331.

RECEIVING: UCF-Tre’Quan Smith 5-89; Dredrick Snelson 4-39; Jordan Akins 2-56; Gabriel Davis 2-38; Otis Anderson 2-17; Adrian Killins Jr. 1-3. Auburn-Ryan Davis 8-47; Will Hastings 6-117; Darius Slayton 5-69; N. Craig-Myers 3-54; Chandler Cox 2-23; Marquis McClain 1-10; Kerryon Johnson 1-6; Devan Barrett 1-4; Eli Stove 1-1.

INTERCEPTIONS: UCF-Chequan Burkett 1-45; Antwan Collier 1-0. Auburn-None.

FUMBLES: UCF-Team 2-1. Auburn-Jarrett Stidham 1-1.

Stadium: Mercedes-Benz Stadium **Attendance:** 71,109



McKenzie Milton closed out his impressive sophomore season as the Offensive Most Valuable Player of the Peach Bowl, totaling 358 yards of total offense and three total touchdowns.





2019 PLAYSTATION FIESTA BOWL

LSU 40
UCF 32

January 1, 2019 | Glendale, Ariz. | State Farm Stadium



GLENDALE, Ariz. (UCFKnights.com) – Senior defensive lineman Titus Davis took a knee on the 35-yard-line, his silence only interrupted by teammates who approached to extend their hand or a hug.

Senior linebacker Pat Jasinski hugged quarterback McKenzie Milton and told him he loved him like a brother.

Senior punter Mac Loudermilk thanked a slew of teammates one by one before taking a moment for himself to stand near the end zone and soak up the scene before him as memories of the past five years brought tears to his eyes.

The No. 7 UCF football team didn't get the ride-off-into-the-sunset ending it was hoping for in its 40-32 loss to No. 11 LSU at Tuesday's PlayStation Fiesta Bowl.

But this journey was something they'll never forget.

"I wouldn't trade this for anything in the world. Do I wish this game would have come out a little bit differently? Yeah. It's bittersweet," Loudermilk said. "What I want is for people to know this team pushes through any adversity there is, no matter what it is. I hope we stir the pot for expansion. I hope we've opened some people's eyes that we play real ball, and we can play with anybody. There is no limit to this team. Orlando has a hometown team and I think the school is only going to skyrocket from here."

The Streak that Knight Nation will Always Remember

The Knights' spectacular win streak came to an end after 25 games and a span of 745 days, dating to Aug. 31, 2017. The accomplishment will be listed in the NCAA record book among the longest win streaks ever recorded and marks the fourth-longest win streak this millennium (Miami, 34 – 2000-03; Florida State, 29 – 2012-14; Alabama, 26 – 2015-16).

During the last two years, the Knights won two War On I-4 rivalry matchups against USF. They bested four different nationally ranked opponents. They set an American Athletic Conference record for all-conference honorees in a single season. They welcomed ESPN's iconic show College GameDay to campus for the first time. They won two conference championships. They won the 2018 Chick-fil-A Peach Bowl and celebrated a national championship season.

And despite all that, those accomplishments will always fall second to the brotherhood and family they gained.

"I told the team in the locker room, 'You wipe y'all tears,'" linebacker Nate Evans said. "I know it's hard for some of these seniors, it's their last game. But football doesn't last forever. It's just a game. It's going to end. The memories that we have together as this UCF football team (are) going to last forever."



Greg McCrae gave the Knights their first touchdown of the 2019 PlayStation Fiesta Bowl, one of his 10 rushing scores on the season. As a sophomore, McCrae rushed for 1,182 yards on the ground.

Table with 7 columns: Quarter, Time, Team, Play Description, and Score. Includes game clock and play-by-play details for all four quarters.

Summary statistics table comparing LSU and UCF across categories like First Downs, Rushes-Yds, Passing Yds, and Penalties-Yards. Includes game notes for Rushing, Passing, Receiving, Interceptions, and Fumbles.



2019 BAD BOY MOWERS GASPARILLA BOWL

UCF 48
 MARSHALL 25

December 23, 2019 | Tampa, Fla. | Raymond James Stadium



TAMPA – After nearly a month off from playing, the UCF football team got things started quickly on Monday afternoon, scoring 21 points in the first eight minutes on the way to 48-25 victory over Marshall at the 2019 Bad Boy Mowers Gasparilla Bowl at Raymond James Stadium.

Two of the Knights' (10-3) first three scores came from the defense, as Richie Grant snagged his first pick of the season and returned it 39 yards for a touchdown on the third play from scrimmage.

After punts from both teams, freshman Dillon Gabriel led a 6-play, 65-yard drive that culminated with a 26-yard Greg McCrae touchdown to put the Knights up 14-0 less than six minutes into the game.

Marshall (8-5) then began a drive at its own 21-yard line and advanced it to UCF's 40-yard line, before the Knights defense struck again. Tre'Mon Morris-Brash knocked down a backwards pass and picked it up to record the first forced fumble and the first fumble recovery of his career. Better than that, he then ran 55 yards to the end zone to give his team a 21-0 advantage it never looked back from.

A penalty-riddled, defensive-minded second quarter came and went with the Knights going into the locker room with a 24-7 lead.

The offense took its turn after the break, as the two teams totaled 39 combined points in the third quarter. Following the hour-long period, UCF found itself leading 45-25.

Gabriel, who was named the game's Most Valuable Player after the win, hit Otis Anderson on a 4th-and-7 screen pass that went 35 yards to paydirt to get things started in the quarter. Gabriel also rushed for a score and connected with Marlon Williams on a 75-yard score down the sideline to give the Knights a 45-25 lead heading into the final frame.

The Knights' offense controlled the clock and the defense kept the Herd at bay in the fourth quarter. Dylan Barnas's second field goal of the game, at the 9:01 mark, was the lone score of the period, and UCF left Tampa with the 48-25 victory over its former rival.

The Knights' 586 yards of total offense and 310 yards rushing both marked program records in a bowl game, while the 48 points were just four points shy of the 52 scored against Baylor in the 2014 Tostitos Fiesta Bowl.

The defense totaled five turnovers on the day, another UCF bowl-game record.

The game's MVP, Gabriel finished the day 14-of-24 for 260 yards passing with two touchdowns and no interceptions. The true freshman also added a score on the ground.

UCF finished the 2019 season at 10-3, the program's third straight 10-win season, a first for UCF.

UCF	21	3	21	3	48
Marshall	0	7	18	0	25
1st	14:04	UCF	Grant 39 yd interception return (Barnas kick)		
	09:12	UCF	McCrae 26 yd run (Barnas kick)		
	07:00	UCF	Morris-Brash 55 yd fumble return (Barnas kick)		
2nd	12:28	MAR	Abraham 75 yd interception return (Rohrwasser kick)		
	00:00	UCF	Barnas 36 yd field goal		
3rd	12:50	UCF	Anderson 35 yd pass from Gabriel (Barnas kick)		
	09:33	MAR	Green 3 yd run (Rohrwasser kick)		
	07:10	UCF	Gabriel 3 yd run (Barnas kick)		
	06:51	MAR	Johnson 70 yd pass from Green (Obialo from Green)		
	06:39	UCF	Williams 75 yd pass from Gabriel (Barnas kick)		
	01:08	MAR	Rohrwasser 50 yd field goal		
4th	09:01	UCF	Barnas 30 yd field goal		

	UCF	MAR
First Downs	25	19
Rushes-Yds	47-310	44-167
Passing Yds	277	194
Passes Comp.-Att.-Int.	17-31-1	11-25-2
Total Offense Plays-Yds	78-587	69-361
Fumble Returns-Yards-TD	1-55-1	0-0-0
Punt Returns-Yards	3-24	1-22
Kickoff Returns-Yards	0-0	6-138
INT Returns-Yards-TD	2-73-1	1-75-1
Punts (Number-Avg)	4-39.5	4-41.8
Fumbles-Lost	2-0	4-3
Penalties-Yards	10-93	8-67

RUSHING: UCF-McCrae 14-80; Thompson 9-74; Anderson 9-61; Mack Jr. 7-58; Coles 2-40; Evans 2-10; Gabriel 3-1. MAR-Knox 26-103; Johnson 1-25; Gaines 3-19; Green 10-19; Thomson 3-6; Keaton 1-minus 5.

PASSING: UCF-Gabriel 14-24-0-260; Mack Jr. 3-7-1-17. MAR-Green 9-23-2-173; Thomson 2-2-0-21.

RECEIVING: UCF-Williams 7-132; 5-69; Nixon 2-54; McCrae 2-18; Benkel 1-4. MAR-Obialo 4-45; Levias 3-67; Gaines 3-12; Johnson 1-70.

INTERCEPTIONS: UCF-Grant 1-39; Collier 1-34. MAR-Abraham 1-75.

FUMBLES: UCF- Team 1-0; Williams 1-0. MAR-Levias 1-1; Green 1-0; Knox 1-1; Keaton 1-1.

Stadium: Raymond James Stadium **Attendance:** 33,539



Dillon Gabriel was named the Gasparilla Bowl's Most Valuable Player as a true freshman after throwing for 260 yards and two touchdowns with no interceptions.





'Dependable' Otis Anderson uses voice more as a leader

By Jason Beede, 247 Sports

Senior running back and wide receiver Otis Anderson said he wanted to be more vocal this season and so far, he's not only held others accountable but also himself.

"The last couple of years I've been more of a leader by showing and producing but this year I wanted to be more vocal," Anderson said. "I hold people accountable a lot more than what I used to and addressed my weaknesses, just as far as my game, some things I wanted to fix and I got with Coach (Anthony) Tucker and he's been holding me accountable to those things in practice, like pass blocking and things like that."

According to head coach Josh Heupel, Anderson has taken some of the younger players on the team under his wing as he's evolved into a leader for the Knights.

"He does a great job with our young running backs of coaching those guys up," Heupel said. "We were on the field today for a walk-through and you can hear talking about protections with Johnny Richardson. Those are the little things that all add up to taking those steps and making huge impacts inside the building."

Heupel said it was more difficult for Anderson and others to develop into a leader because the team was away from each other for so long over the summer due to the COVID-19 pandemic. Despite this, those players, including Anderson, have stepped up since returning to campus and the football facilities.

"Once you're inside the building together and you have daily contact with each other, you're able to communicate and do more of those things," Heupel said. "That's the evolution of a lot of your young players as they grow into mature great leaders inside of your program. It's the steps that Otis is taking too. The first step in doing that is it being important to you. Making the conscious decision, that's something you're going to invest in."

Co-offensive coordinator Anthony Tucker described Anderson as "dependable" after Anderson led the team with 18 carries and 88 rushing yards, adding one touchdown.

"He's done it time and time again," Tucker said. "We don't expect anything other than what he did. We've all seen it week in and week out over the last three years. I was pleased with how he played and competed. He was physical."

Anderson said he believes his teammates are buying into Heupel's offensive schemes, which has allowed the offense to be even faster and open the playbook up for quarterback Dillon Gabriel.

"This weekend we went a lot faster than I thought we could, being that we didn't have a game yet and in the first game we always have mishaps," Anderson said. "I think it's just the players being more comfortable. We pushed ourselves even harder during this training camp to catch up and I think we exceeded the limit."

No update on Nixon, but McCrae 'ready to go'

After sharing Monday that there would be an update on wide receiver Tre Nixon later in the week, Josh Heupel did not have one to share when asked on Thursday. "Don't have an update on him yet or where we're going to be at when kickoff comes," Heupel said.

If Nixon does not play against East Carolina, expect Ryan O'Keefe to step into that role when UCF has four receivers on the field at once, which is what we saw last week against Georgia Tech.

"Dillon has got great confidence in him," Heupel said about O'Keefe. "Obviously, we put him in the ballgame and didn't change what we did structurally and tried to hit him on a couple of deep passes as well. Great confidence in him and he'll continue to play more football as we go through the season."

In addition to O'Keefe, there is a strong likelihood that wide receiver Marlon Williams could see an increase in production if Nixon is not available on Saturday. However, Heupel said it could be a group effort as well.

"When opportunity presents itself when Marlon has that opportunity, you want him to play at a high level and he did that," Heupel said. "He's done that. I think Dillon has a ton of confidence in him. But it's never just one guy. When you're throwing the football, they're able to key on one guy. You're going to end up getting bracketed, doubled, pushing the safety over to help the other defender in space. We've got to have balance."

As for running back Greg McCrae, who was nicked up during the Georgia Tech game, he's had "no problems" in practice this week ahead of Saturday's matchup. "He's been on the field," Heupel said about McCrae. "Been ready to go ever since we got back. Our medical team has done a great job of making sure that he's at 100 percent. He looks and feels great. Expect him to have a big ballgame."

Knights look to take advantage of the national spotlight

For the second straight week, UCF will play on national television. After appearing in the 3:30 spot on ABC vs. Georgia Tech, UCF will kickoff against ECU at noon on ABC.

The game was originally scheduled to stream only on ESPN+ but due to various cancellations related to COVID-19, the Knights' game got bumped up to a national broadcast. This is the first time since the 2017 season that UCF will play back-to-back games on ABC. Heupel said this is "huge" for recruiting.

"Recruits across the country are able to see it, watch it, and understand the national brand that we have," Heupel said. "I think the opportunity again for us to be on national TV, I think we've been top 10 in the country over the last three seasons as far as national TV appearances. It speaks to the brand, the exciting style of football that we play. We're a young program, but we're one of the most powerful."





Dillon Gabriel: Things I Know

By John Heisler, UCFKnights.com

My dad has been coaching me all my life. When I went to high school he was my quarterback coach. He's really good about knowing what to say and when to say it. If I have a good game he's very critical about how I played. If I have a bad game, he knows nothing is ever as good or as bad as it seems. When we do end up talking about a particular game, he knows when to cut it off. He knows it's about helping me out on the football side, but also just being my dad. He's the first guy I call after a game and we go through it. I like hearing from him because he's been around me my whole career. He's been hard on me, but he knows exactly what to say. He's been very helpful.

My dad taught me how to throw the football. He taught me footwork when I was really young. I remember a lot of days after school we'd go to the park and work on drop-backs. From a very young age he taught me really everything from a skill standpoint. He was a big believer in making sure you got your feet in the best possible position to make your best throw – that was something he always harped on.

When I was young, I just kind of knew football was going to be my thing. I played basketball and had a lot of fun doing it, but it wasn't my thing. I fell in love with baseball as a pitcher—but at the same time when football season came around that was the most exciting for me. And, compared to the other sports, that's what I was best at. Once I got into middle school it started getting serious and once I got to high school I put all my time into football.

My dad didn't try to persuade me to like one sport or another. But I wanted to be like him—I wanted to be a football player. I fell in love with it at a young age. When we watch highlights of him playing we'll tease my dad about everything. The jersey sleeves were long back then—but it's all cool to see. We have a lot of funny moments critiquing his whole game.

When I was in high school, I followed a lot of the other quarterbacks who came from Hawaii. Marcus Mariota from Oregon was huge. Then Tua (Tagovailoa) when he was at Alabama and then McKenzie (Milton) obviously was someone I was really close to. Jordan Ta'amu at Ole Miss was another. I was just big fans of all the quarterbacks from Hawaii.

I'm not a real big TV guy. I don't necessarily sit down and watch every NFL game. If I do anything I'll catch a few highlights here and there. During the season it's all our stuff. I do admire a lot of quarterbacks. I love watching Russell Wilson, Patrick Mahomes, Lamar Jackson—those guys are elite quarterbacks. I don't really pattern myself after anyone. I don't think you can shape your game around someone you're not. That's just not me. I pride myself on having a lot of fun when I play football—it's always been kind of a getaway for me. I never take it for granted. I'm super grateful for it.

I spent a lot of time working with my dad in the offseason when I was home. I'd lift weights five times a week. It would be 8 a.m. in Hawaii and 2 p.m. in Orlando and we'd do film with (UCF quarterback) coach (Joey) Halzle—three days with the whole quarterback group and then just he and I would spend some time a couple of other days during the week for maybe an hour and a half. We did the mental part, and then I'd go out and work on some of the physical things with my dad. We'd lift and go run and then throw. I had some guys back home I could throw to.

I had some things to work on—comfortably throwing across the field, throwing the deep ball, things like that. Certain throws I wanted to fix or get better at. We had a list of about five throws that I wanted to improve on. We attacked it every other day to figure out how to get better.

Compared to when I was a freshman, I understand a lot more now about how to take care of your body, how to deal with your mental health. It's about how to reset and have a clear mind going into a week. Sometimes I used to try to compare one week to another. But each week is individual—each play, each drive is individual. I've learned to play each play and each game on its own. Then you have to pace yourself and learn how to take care of your body over a long period of time.

I miss Hawaii more now that I'm away from it. I miss my family—and just how loving and caring all the people in Hawaii are. On my mom's side she has a twin sister and a brother. My dad has a brother and three sisters. I'm really close with my cousins and, as a family, we're really close with my grandparents. I miss them every day because we were all so close growing up.

When Georgia Tech started the game in something completely different, I was a little more familiar with it because we had three or four times last year where that happened. You just stay calm, stick to our rules and go into our routine.

Our receivers are fast. I can't really explain. I just know I have to get the ball out because they're moving. The reps we get at practice are huge to get the timing down. When I first got here, I remember that adjusting to the speed of the receivers was something new to me.





UCF QB Dillon Gabriel enjoying time with family but eager to play football again

By Matt Murschel, Orlando Sentinel

UCF quarterback Dillon Gabriel has mixed feelings about spending the coronavirus shutdown with friends and family at home in Hawaii.

While it is comforting to see loved ones who usually are far away while he goes to school in Orlando, he would rather be on the practice field throwing footballs to his teammates or buried in film work. But for a self-described homebody, there are worse places to be during a global crisis.

“I love being at home. This is good to be able to spend some family time,” Gabriel said during a videoconference Friday. “I’ve been staying outside in ... my backyard. I have some tortoises and I’ve been planting some plants [for them]. I’ve been in the forest a lot doing some hiking with my buddy and neighbor.”

Gabriel would have wrapped up his second spring with the Knights a few weeks ago but instead he retreated to Hawaii after the campus was closed in an effort to help stop the spread of the coronavirus pandemic. Football camp was abruptly halted and the school moved to online classes.

“Luckily, everyone here has been safe,” Gabriel said of his family and friends.

“I’m fortunate enough to have a weight room in the garage to work out in and I can get to a park to throw and run. From that side [of things], I’m fortunate to be able to do all of that, so I’m able to stay in shape and do what I have to do.”

Team meetings occupy a big part of his mornings. He said he doesn’t mind getting up early to join his teammates thanks to the five-hour time difference from the East Coast.

“The time change is not that bad,” Gabriel said. “After that, I’m cleaning my room and then I go work out with my dad. Whether it’s lifting, running or throwing — whatever we can do.

“It’s good to have structure, so I try to have some structure in my life. For the most part, I have all the tools to be able to do so. It’s been good.”

He is in frequent communication with his teammates either by FaceTime or during videoconference meetings.

Gabriel is coming off a season during which he set a school record with 3,653 yards passing and 29 touchdowns as true freshman while leading UCF to a 10-3 record.

The Knights return most of their production from last season, making them one of the favorites to win the American Athletic Conference championship.

The team buzzed with optimism early in spring camp before workouts were shut down.

“Fortunately enough, we were able to get four practices in. That’s more than a lot of other teams, so I’m [grateful] ... for that,” Gabriel said. “... I was a little frustrated when the news broke that we had to go home just because I felt like we had such a great start through the four days.”

With uncertainty about when college football practices and games can be conducted safely, Gabriel said the team would need 15 practices for players to get back into a football shape when they’re allowed back on campuses.

“Maybe six weeks on, take a break of six weeks and then do six weeks again,” he said. “That’s what I think would be ideal. That would get your body in shape, not lifting shape, but football shape. I think that would be ideal.”

But when that may happen is anyone’s guess.

“You really can’t do much,” Gabriel said. “You’re just playing everything by ear.”

He said he would miss fans if the Knights had to play in an empty stadium, but he misses football and is willing to adapt.

“It would be different because we’re so used to playing in front of a bunch of fans,” he added. “It would be like playing in a scrimmage. It would be football, but it would be different. The atmosphere makes the games more fun.

“For the most part, I’ll just be grateful to play this season.”





Former Mililani star quarterback Dillon Gabriel has high hopes for his 14th-ranked UCF team

By Ferd Lewis, Honolulu Star Advertiser

Coaches have lauded sophomore Dillon Gabriel's improvements from Year 1 to Year 2 as the quarterback of 14th-ranked Central Florida, but it is the Mililani High graduate's own tenor of confidence that perhaps said it best Monday.

Gabriel was talking up Georgia Tech, the Knights' Saturday season-opening opponent on national TV in a media conference, when he quickly and forcefully pivoted, adding, "We're also a pretty damn good team, too."

It was one of the most telling outward signs of how he has continually grown into the mantle of leadership over the intervening months.

Odds makers rate UCF as having the best chance of any non-Power 5 conference member of cracking the College Football Playoff this year and Gabriel's emergence figures to have a lot to say about the Knights' ability to, as he put it, "Prove what we're all about."

Gabriel quickly went from a lightly heralded freshman to the Knights' starting quarterback in the second game of the 2019 season and guided UCF to a 10-3 finish.

The way he did it (3,653 passing yards, 29 touchdowns and seven interceptions), closing with a flourish to be named the offensive MVP of the Gasparilla Bowl, earned Gabriel national All-Freshman Team quarterback honors on several lists. Among them was Pro Football Focus, which said he graded out as the best in class across several categories.

Yet, as commendable as 10-3 was under the circumstances, UCF fans have come to demand a lot from a program that has gone 35-4 over the past three seasons.

"The expectations are never going to be higher outside of this building, we believe in what we're doing and who we've got here," head coach Josh Heupel said. "We don't shake our head at a 10-win season. At the same time, our expectations are to win championships."

After being denied CFP berths despite 12-0 records in 2017 and 2018, this shapes up as one of UCF's best opportunities not only for its returning talent, but because the Pac-12 and Big Ten have, so far, yet to commit to playing this season.

And debuting Saturday at Georgia Tech, which knocked off Florida State last week, gives the Knights a stage to begin making an argument, one they were denied in 2017 when Hurricane Irma forced the cancellation of their game with the Yellowjackets.

UCF head coach Josh Heupel said, "(Gabriel) grew so much during the course of the (2019) season and continued that during the offseason. He has a better understanding and command of everything we're asking him to do."

Heupel said, "So much goes into playing that position, understanding defenses, recognizing them when you are playing with tempo, understanding how that (impacts) everything, where your weaknesses are...You could be changing plays from run to pass or changing a protection or understanding that you are hot. So many little things that he's a lot better at that have a chance to make us a lot more efficient offensively."

Gabriel said, "I think (all-around) I'm much more comfortable. I think being around the guys for a whole year, or year and a half now, I just feel really good about the way we play together...it feels a lot different, you know, even with all this (COVID-19 era) uncertainty. I'm very confident in our guys and the team (that) we will do what we have to to finish this year."





Quarterback Dillon Gabriel's study-at-home pays early dividends for UCF

By Ferd Lewis, Honolulu Star Advertiser

When the scourge of COVID-19 suddenly spun his football world, shuttering spring practice and the University of Central Florida campus, quarterback Dillon Gabriel turned to some of the grounding constants in his life.

He returned 4,746 miles, back home to his family, his father Garrett, and their garage in Mililani Mauka.

What he painstakingly did there in the intervening months helped set the stage for the roaring start of this season Saturday, one that made the sophomore the Walter Camp National Player of the Week and American Athletic Conference Offensive Player of the Week.

Gabriel completed 21 of 41 passes for a career-high 417 yards and four touchdowns in leading the 13th-ranked Knights' 49-21 blasting of Georgia Tech, much of it on the fly after the Yellowjackets presented some looks UCF hadn't been expecting.

"From the first snap (and) on, he had his eyes in the right place, he understood his protections, we made a ton of adjustments on the sideline and he was flawless in doing all of that," head coach Josh Heupel said. "That's extremely hard to do. It just speaks to his growth from year one to year two in mastering our concepts against all different defenses. It's big-time football for him."

When coaches would check up on Dillon during the break, Heupel said, "He's working out, (he) found a way to go through and continued to improve. ... I think that's why there's been such tremendous growth in his understanding of all things related to playing the quarterback position this year."

Dillon said, "I worked out a lot back home with my dad and also just lifting in my garage, where we fortunately had some weights. That was good for me also to have so much time to be nit-picky on everything we could, every technique, every day."

For him, the determined deep dive was welcome. Dillon said, "I love the game of football and anytime I can learn more about what I love, I'm gonna to do whatever it takes."

In that, his father, Garrett, has been a life-long valuable resource.

As a quarterback, Garrett led Pac-Five to the 1982 Oahu Prep Bowl championship and in 1989 guided the University of Hawaii to its breakthrough 56-14 victory over Brigham Young after 10 consecutive losses. The following year, he bested Ty Detmer on the day the Cougar won the Heisman Trophy.

"My dad obviously is a guy who I looked up to my whole life." Dillon said. "I love my dad and being able to have him as a mentor and, likewise him being my father, it is something I wouldn't trade for the world."

After three months in Mililani, Dillon said, "I came back (to campus) to just fine-tune things, learning from coach (Joey Halzle, who oversees quarterbacks) and then continuing on until in camp."

As he continues to expand his touch on UCF football, which he has pointedly doubled down on declaring to be the "best team in Florida," Dillon was asked if he's given any thought to what kind of a legacy he would eventually like to leave when his playing days with the Knights end.

"Just be known for (being) a good person, a loving person, a caring person," Dillon said. "That's the way my parents raised me. Also being a gentle person. That's all I truly care about."





UCF QB Dillon Gabriel's parents taught him to embrace football's blessings, lessons

By Matt Murschel, Orlando Sentinel

Hours before her son Dillon is to step on the football field to lead the UCF Knights, Dori Gabriel gets an uneasy feeling in the pit of her stomach. It's the same feeling she's experienced each time her son takes the field to compete.

She calls it her pregame ritual.

"Probably around noon or so, depending on the time of the game, I just start to feel sick to my stomach," Dori said. "... I usually don't eat because I'm so overcome and I'm so excited that when we get to the game and hear the music and the introductions and the coin toss — I literally want to jump out of my skin because there's my son there with all this pressure and I know how bad he wants to deliver a victory with his team."

It's been 21 months since Dillon Gabriel first set foot on the UCF campus as an early enrollee, joining the football program after a successful high school career in Hawaii. Gabriel impressed his teammates and coaches, so much so, he was named starting quarterback as a true freshman during the second week of the 2019 season.

Gabriel's journey to becoming the leader of the Knights' offense as it chases another conference championship spans more than the 4,700 miles between Oahu and Orlando.

Love of the game
Dillon Gabriel's passion for football began at an early age.

As a toddler, he could be found on the sidelines watching his older brother, Garrison, play Pop Warner football. Those moments would spark his interest and desire to step on the field and play the game.

"Dillon would be around him at practices putting on pads," said Garrett Gabriel, Dillon's father. "You could just tell he was eager to play and I knew he would love it."

Dillon begged his mom for football pads just like the ones his brother got to wear.

"All you could find were those costumes," Dori recalled. "Online, the only one I could get was this Green Bay Packers outfit. None of us are Green Bay Packers fans and it's not designed to take hits. As soon as it came in the mail, he put it on, and he would not take it off."

Dillon began playing organized football 8 years old, but not without some stipulations.

"I was so hellbent against it," said Dori, who watched her eldest son begin play at 10. "I told my husband, he's too young and my husband said, 'This boy loves the game, let him play.' The deal that we made was, I said, 'Then you must coach. I want to make sure you're able to protect him.' So, my husband did."

From that moment on, Garrett knew his son would never be the same.
"Once we got him into organized football, it was crazy because it was like letting a dog out of the cage," Garrett said. "He's always had the knack for it."

Added Dori, "It's always exciting as a mom to have your children find something they love and

Dillon has always loved football."

Dillon quickly took to the preparation needed to play the sport.

"He would always have his equipment ready the night before," Dori said. "His shoes out, his socks laid out. Everything ready and I think it speaks to his love of the game. He's that intentional about it because he loves it so much. He wants to do well, and he knows it takes preparation."

It's a trend he continues to this day.

"Back when he was 3 or 4 and now that he's 19, he has things lined up. His shirts laid out and lined up on the bed. What he's supposed to wear to go to the hotel. He has everything organized and that's just the way in which he works," she said.

Like father, like son

Garrett Gabriel loved to play basketball.

It was his first love, but he eventually found his way onto the football field.

"I started by playing on the offensive line myself and then they would put me in to throw deep balls and whatnot," recalled Garrett. "I think in eighth grade, I actually played a full season at quarterback and then went to my high school and ended up starting on [junior varsity] and varsity [teams]."

"I was sort of late bloomer rather than be a quarterback at a young age."

After a successful preps career, Garrett found his way to the University of Hawaii in 1986, where his family was able to continue watching his games.

He spent five seasons with the program, eventually earning the starting quarterback job in 1989.

It was a difficult transition for Garrett, who played in a run-and-shoot offense in high school, but now was expected to guide a Hawaii offense that switched to the triple-option under new coach Bob Wagner.

"OK, well worst-case scenario, I don't play and I get a free education," Garrett said of his thought process during the switch. "It ended up working out and I got to start for two years, which wasn't too bad."

Garrett played in 34 games for the Rainbow Warriors and ranks fifth in school history with 5,631 passing yards and 47 touchdowns during his career. A highlight of his career came at the expense of former BYU quarterback Ty Detmer, who Garrett got the best of during Detmer's Heisman Trophy season.

"Back home, the Hawaii and BYU rivalry was huge," Dillon said. "We would always put that BYU film on and he beat Ty Detmer during the season he won the Heisman. Personally, I won't be a BYU fan because of it. I'm with my dad on that one."

There are a few photographs and trophies of Garrett's playing days around the Gabriel house, not that the children needed any reminders of their father's exploits.

"My husband is not one to gloat," said Dori, who began dating Garrett in high school. "He hates when I bring stuff up about UH."

Garrett never pushed his sons to follow in his athletic footsteps. He left that decision entirely up to them.

"He never guided me to one sport," Dillon said of his father. "Growing up, I played baseball, basketball and football."

Garrett may not have pushed his children to play football, but he was happy to support Dillon when he came to him with questions about how to improve.

"They would always talk Xs and Os," Dori said. "My husband would have a composition book and they would draw out [football] plays. Even when they would watch TV, whether it was pro games or college games, Dillon and dad would always be watching and my husband would say, 'Do you see what they did right there?' They would always be talking about it constantly."

When Dillon entered Mililani High, his focus was on baseball and football. He eventually chose to stop playing baseball in order to save his arm for football. He would eventually step into the starting role vacated by friend and future UCF teammate McKenzie Milton.

Dillon's mix of talent and work ethic helped him set Hawaii's high school career passing yardage record, eclipsing former Alabama quarterback Tua Tagovailoa and earning Hawaii player of the year honors.

Happy to be a Knight
Dillon's parents agreed they didn't want him to follow in his father's footsteps to the University of Hawaii, deciding programs on the mainland would provide him better opportunities.

USC, Georgia and Army were heavily recruiting Dillon, but when he visited UCF, Dori knew her son had found a special place.

"His reaction told me everything," Dori said.

She supported his decision to pick the Knights, even if that meant upsetting some people.

"It was hard to tell [Georgia coach] Kirby Smart no," recalls Dori. "I was nervous and it was hard for me to tell him no."

"I just knew that UCF is where his heart was."

They were grateful Milton and his mother were around to provide support for Dillon far from home.

When the UCF campus shut down due to the coronavirus pandemic in March, Dillon returned home to Oahu to be with his family. He upgraded the family gym in the garage and worked out with his younger brother, Roman.

Once restrictions were lifted and Dillon returned to campus, his parents made plans to visit as much as possible.

Dori and Garrett have traveled to see Dillon play and they were at the first three games this season. Garrison Gilbert, Dillon's older brother, also moved to Orlando and shares an apartment with the quarterback. It provides a bit of comfort knowing he's not far from family.

"We're so blessed that we can be there as often as we are," Dori said. "To be able to watch him, I love watching him play with the brothers on that field."

'Blessings and lessons'
In the moments following UCF's 34-26 loss to Tulsa Saturday night, Dillon didn't shy away from taking responsibility for his team's performance.

"It's on me. I've got to get better," Gabriel told reporters several times.

Dori isn't surprised by her son's willingness to assume blame.

"I think that came from my husband as well — that quarterback mentality," Dori said. "It's the wins and the losses — or what we like to call in my family, the blessings and the lessons. It's not losing, it's learning. You have to accept them both gratefully. The same grateful heart that you received the blessing of the win is the learning from the loss."

"My husband isn't one to gloat about our son, he's very honest about performance and accountability and I think that's why Dillon takes it so seriously. He understands the role of quarterback, why it's important to fall on the sword and say, 'This one was on me.'"

Garrett warned his son people want to assign blame when a team struggles and usually that blame falls on the quarterback.

"There are times where I would tell him, 'They'll blame the quarterback no matter what. It's you and the head coach [who] are going to take [the blame]. Sometimes you guys get too much success, too much credit and you guys always take too much blame for a loss.'"

It didn't surprise him to hear his son accepted responsibility for a Tulsa loss that featured extensive mistakes by many players on the team.

"He takes it off everybody. He tells me, 'Dad, I can handle it. I can't have my guys lose confidence' — especially the center [Matt Lee], who he loves. People see it differently and they want to blame individuals."

"He gets it. He knows he could have played better."





UCF RB Greg McCrae is calm in Knights' chaotic offensive storm

By Matt Murschel, Orlando Sentinel

UCF's offense is a tsunami of speed. It can be frantic and frenzied and it's designed to create havoc for opposing defenses. Amid the chaos, there is senior running back Greg McCrae to keep things grounded.

"We create chaos on purpose on offense in the way that we want to play, and Greg is consistently the same calm guy at every snap," Knights co-offensive coordinator Alex Golesh said. "I always think he's a guy with a calm sense of demeanor."

Added UCF coach Josh Heupel, "His consistency in who he is and how he approaches every day is the No. 1 thing he brings to the table."

The Miami native made the journey from walk-on to an impact player in 2018, earning a scholarship in July and rewarding the coach's confidence with a 1,182-yard rushing season. He became the first UCF tailback to rush for 1,000 yards in a season since Storm Johnson in 2013.

When asked to recount his journey, McCrae prefers to deflect attention elsewhere.

"I don't want to get into it because it's a long story, but being here and being around these guys, they've helped me out so much," McCrae said. "They've been there for me every step of the way. The team, the coaches and the training staff, they've all been there for me. They've molded me into the guy that I am now."

Injuries slowed him down last season. McCrae finished with 579 yards and seven touchdowns after missing two games due to a lower leg he sustained during the team's win over East Carolina on Oct. 19.

Through two games so far this season, McCrae leads the team in rushing yards (133) and rushing touchdowns (2). He finished with a season-high 16 carries for 83 yards during last week's win over East Carolina.

He's eight yards shy of 2,000 career yards and his 7.1 yards-per-carry career average would be the highest in school history.

"Seeing the guys like Shaquem Griffin, Tre'Quan Smith and McKenzie Milton come through here. The type of guys that there were and the way they approached practice. That's what helped mold me into the guy that I am today," McCrae said.

Golesh said McCrae has become an elite leader.

"Greg is consistently the same calm guy at every snap," Golesh said. "I think from a leadership standpoint, I think that's where I think his biggest value is to this offense beyond being able to run the football, protect the quarterback and catch the ball out of the backfield, those things come with the territory of playing running back at this level.

"He's been a huge part of our offense that when things go haywire, he is that calm, settling voice in the huddle."

McCrae used his social media accounts during the summer to lead in a different way, expressing his outrage over the school's decision not to fire Charles Negy, a psychology associate professor who is known for sharing controversial opinions on social media that protesters called racist.

McCrae was joined by several of his teammates, including Otis Anderson and McKenzie Milton.

McCrae asked people to sign an online petition calling for the firing of Negy.

"I think it's really important," he said of using his voice for social change. "One, because of the platform that we do have, people are watching it. Their eyes are on us, so we're able to use our platform and speak out about things like this [social justice].

"The stuff that's going on ... it's sad to see and we want to make this something we can all see as one unit. I think our model here exemplifies that as a team: one team, one heartbeat, because that's what we are, and I feel like that's what we want this world to be. If you're one team, one heartbeat, you can accomplish anything."





McCrae Bucks the Odds Every Day

By John Heisler, UCFKnights.com

Maybe they were right, briefly thought Greg McCrae back in early 2017.

Maybe all those football coaches who hadn't recruited him--all the while suggesting something without actually saying the words--truly believed he wasn't good enough.

"I've always had a chip on my shoulder from not really being recruited much in high school," says the Miami product.

Yet McCrae clung to a belief and a hope he could prove all those people wrong.

Four years later, the current UCF running back has a degree, 2,543 career rushing yards, 29 touchdowns and a national championship ring and can say he was a key part of a 25-game winning streak.

Maybe he was right after all.

#####

McCrae initially spent a fall semester (that included football) at the Naval Academy Preparatory School in Newport, Rhode Island, before deciding the fit wasn't right.

"Personally it was just not for me," says McCrae. "There were a lot of good people there. I wasn't sure if I was making the right decision to leave, and I wasn't sure what my options would be in the future. But I couldn't see myself making a career there."

So McCrae contacted a former Army assistant coach then on the football staff at UCF. Jovan Dewitt (he's in his first year as an assistant at North Carolina in 2020 after two seasons at Nebraska) originally had recruited McCrae to come to West Point.

Says McCrae, "When I realized he was here I reached out to him and let him know I wanted to come here and play football. I told him I was willing to walk on, and we worked that out."

It's hard to imagine it could have worked out much better.

His freshman season in 2017 produced a 13-0 season, a Peach Bowl win over seventh-rated Auburn and a parade at Disney World.

"I had a lot of fun, coming in and winning like that. I didn't know what to expect, but I did not really expect that. That's rare in college football. To play 'em all, win 'em all and be the only team in the nation to do that, that was special," says McCrae, who was awarded a scholarship after that initial season.

A year later in 2018--without technically starting a game--he ran for 1,182 yards and 10 TDs while helping the Knights win 12 consecutive games to open the season. He gained 188 yards against Temple, 181 at South Florida and then 206 more in the American Athletic Conference Championship Game versus Memphis.

Hearing his accomplishments listed, the self-effacing McCrae remains sheepish. There's a level of pride there, yet he has no intention of saying anything that might sound braggadocious.

"I had good teammates--Taj McGowan, AK (Adrian Killins) and Otis (Anderson), they carried a lot of the load, too. It wasn't all me--collectively we were a good group," he says.

So good that UCF now has produced three straight seasons running the football for more than 200 yards per game--after only one previous year in Knights' history over that 200-yard mark.

McCrae boasts an astounding 6.6-yard average per rushing attempt over his career--the third-best figure among all active college players.

And McCrae may not be done yet. Since the NCAA awarded all football players an additional year of eligibility due to COVID-19, a 2021 season at UCF could be an option. McCrae is still considering his future. If nothing else he has created a legion of Knight fans who are now believers.

"Even at the Navy Prep School there were doubts in my mind if I could play in college in

general," he says. "I wanted to prove to myself and to other people that I was good enough to play at this level."

McCrae dealt with his share of detractors who did not think he was big enough or fast enough.

"When I look in the mirror, I don't see what everybody else sees," he says. "They see a guy who shouldn't play running back, but I don't see that. That's why I'm hungry and determined to prove everybody wrong."

The 5-10, 175-pounder has had an impact at UCF beyond the football field as one of the leaders and spokesmen for the Knights' social justice initiatives.

"I want to see change and make a difference and use my platform," he says. "Football is not everything--there's life outside of football and people who exist outside of football. I want to bring awareness to those people."

"When I leave the field, I'm not a football player any more, I'm Greg McCrae. Being able to speak out and step up for the people who want to be heard and don't have the voice is something I take pride in."

"We talk as players about things we want to see in the community or within the program. The 'We Are One' slogan that's on the field--that's the kind of thing that brings awareness to what we're trying to accomplish."

Both of McCrae's parents have careers in law enforcement, as do a handful of other family members. That's colored his perspective.

"I've grown up around it," he says. "What I've learned is that sometimes we jump to conclusions without knowing everything. We need to make educated decisions and know the full story before we speak."

If McCrae doesn't come back to UCF, he hopes to give the NFL a whirl. But, eventually, he wants to be a coach.

"I want to still be close to the game," he says. "I enjoy the preparation, the camaraderie, the chess-match aspect of it."

"I enjoy helping people reach their goals beyond football. I want them to be better men."

"I feel like I've become a better man because of the coaches I've had and the lessons I've learned that aren't even related to football. You spend so much time with them on the field, in meeting rooms--and they always wanted the best for me. I want to be able to have that impact for others."

What's McCrae's biggest takeaway from his UCF years?

"You need to trust the people who are there for you," he says. "You can't always see the bigger picture."

"Everything is going to work out--those people are looking out for you. They are putting you in positions to be successful on and off the field. Be patient and trust the people around you who are trying to help you."

The UCF running back embraces his low profile. Yet he sets his own example anyway--for instance, with his 3.2-plus grade-point average as the Knights' 2020 nominee for the National Football Foundation's annual football scholar-athlete program.

"That's just my personality," he says. "I'm quiet. I speak when I need to speak."

"I want other people to have their story told. It's not just about me."

"There are a lot of people out there who have stories and thoughts and I want them to be heard."

On or off the field, McCrae manages to make statements worth hearing.

Maybe he was right after all.





GAME 10 • UCF VS. BYU - BOCA RATON BOWL

The UCF Offense: Evolution of a Yard-Gobbling Monster
By John Heister, UCFKnights.com
Nov. 19, 2020

Nobody gains more yards than UCF (619.1 per game).

Nobody throws for more yards than the Knights (396.9 per game).

Nobody runs more plays than UCF (86.5 per game).

Nobody produces more first downs than the Knights (29.1 per game).

UCF this week ranks number one in the nation in all of those categories.

Those are the basics of the 2020 season for the most high-octane offense in all of college football.

As the season winds down, UCF may yet finish with some numbers never seen in the history of the game.

How and why are those kinds of statistics coming about on this campus on the east side of Orlando?

It's a combination of philosophy, an ultra-fast tempo and personnel.

#####

UCF's offensive production the last three football seasons (2017-18-19) has been off the charts.

They rank as the only three years in history in which the Knights have averaged more than 500 yards of total offense per game (530.5 in 2017, 522.7 in 2018 and a school-record 540.5 in 2019)—in fact, the only three years better than the previous high of 487.7 back in 1998.

Along the way, the 2017 team set the UCF record for passing yards (331.8 per game)—and just a year later the 2018 squad set the UCF record for rushing yards (265.2 per game).

Now comes 2020.

In addition to a pandemic, the football season has brought about a UCF offensive explosion that has dwarfed those figures from recent seasons:

In addition to ranking No. 1 in both total offense and passing offense, the Knights currently stand No. 11 in scoring (44.0 points) and 20th in rushing (222.3 yards per game).

#####

It's already tough enough for UCF assistant head coach and secondary coach Willie Martinez to sleep at night, given the pass-happy tendencies of most of the teams in the American Athletic Conference.

The lone consolation for Martinez is that his defensive backs practice every day against the Knights' uber-productive system.

That has its pros and cons.

As much as Martinez has been around football long enough to see all the benefits of the UCF attack, he can empathize with opposing defensive coordinators.

"I get mad at my guys in practice," says Martinez.

"We play them (the UCF offense) in a scrimmage, and we want to celebrate a pass breakup on first down.

"There's only one problem. The offense is already lined up to go again. That guy you just attacked? You've got to attack him again and again and again and see if you can keep doing it.

"Defensively you're trying to stay calm, have a one-play mentality and just hit the reset button after one play, good or bad.

"You can't celebrate—you've got to get back to your spot. You have to match the tempo of that offense. You have to match their mindset.

"It's hard for other teams to simulate that. It can be a learning curve—almost like trying to face one of the academies.

"You cannot be one-dimensional, you cannot be old-school."

#####

If it holds up, the current UCF total-offense average of 619.1 yards per game would rank as the second-highest in NCAA Football Bowl Subdivision history—behind only the record 624.9 figure by Houston in 1989.

The current UCF passing yards per-game average of 396.9 would have led the nation in five of the last eight seasons.

#####

Josh Heupel's coaching staff experienced several offseason changes—including incumbent running back coach Anthony Tucker adding the title of co-offensive coordinator and Joey Halze moving from an offensive quality control assistant to quarterback coach.

The lone newcomer to come from outside the Knights' program was new tight end coach and co-offensive coordinator Alex Golesh, who had been at Iowa State.

After Golesh was hired in January, he and Heupel would sit in Heupel's office until late in the evening watching every play of every game from the 2019 UCF season.

"It was fascinating," says Golesh. "We would watch individ-

ual plays over and over again.

"Why did you run this play here?" I'd ask.

"What's the quarterback's read?"

"I was fascinated at how they could get the plays in and run them as fast as they did.

"So I'd watched this offense from afar forever.

"I think I know it, even though I don't—but I knew I would love to learn it.

"And this was an opportunity to learn it from the inside."

#####

Of the top 17 single-game total-offense outputs in college football in 2020, four have been produced by UCF—including the top-rated figure (798 yards vs. Memphis), along with 689 vs. Tulane, 681 vs. Houston and 660 vs. Georgia Tech.

UCF's 602 passing yards against Memphis rank as the second-highest single-game total this season (behind only Mississippi State's season-opening 623 yards against LSU).

In terms of plays run, UCF's 99 against Tulane is the second-highest single-game total. The Knights' 96 versus Memphis and 92 against Georgia Tech also rank among the top 14.

#####

Golesh has a simple take on the UCF attack:

"What makes us unique is the tempo—I don't know that anyone plays at the tempo we do.

"The goal is to have as many possessions as you can—because every time you have the ball you have the chance to score.

"What also makes us unique is the width of our splits, our guys using the entire width of the field."

Golesh is enough of a college football historian to appreciate how Heupel arrived at this point in his offensive thinking.

"He (Heupel) has lived several different lives offensively," says Golesh.

"He played in the air raid at Oklahoma. Mike Leach's one season as the offensive coordinator in Norman was 1999, Josh's first year playing at Oklahoma. That kind of revolutionized football at that time.

"Then he coached under (then Oklahoma offensive coordinator, former Indiana head coach and current Ohio State offensive coordinator) Kevin Wilson at OU as part of this new age of spread, triple-option, RPO (run-pass option) football.

"Then Heup went to Utah State (2015) and took some of these principles as far as tempo and wide splits.

"And then when he went to Missouri (2016-17) he truly implemented the whole thing—and he had an elite quarterback (Drew Lock, now the starting quarterback for the NFL Denver Broncos) to do it with."

#####

On an individual basis, UCF sophomore quarterback Dillon Gabriel currently is No. 1 in total offense (411.4) and passing yards per game (396.3), No. 2 in TD passes (23) and passing yards (2,774), No. 6 in completions per game (25.57), ninth in passing yards per completion (15.50) and 17th in passing efficiency.

Senior wide receiver Marlon Williams is second in receiving yards (942), fourth in receiving yards per game (134.6) and receiving TDs (8) and fifth in receptions per game (9.0)—while redshirt sophomore receiver Jaylon Robinson is fifth in receiving yards (822).

#####

Meanwhile, Tucker—now in his third season with Heupel and the Knights—has gained a solid appreciation for what it takes to make UCF tick.

"It starts with an offensive system, having the right pieces—and that's through recruiting," Tucker says.

"When you have guys like KZ (McKenzie Milton) and Gabe (Davis), those great players serve as an additional piece because the younger guys see how those guys prepare and compete.

"You can have the greatest scheme in the world, but if you don't have the right players it does not matter what you run. We recruit to what we are trying to accomplish. And we work really hard at developing our guys—so if you lose a guy like Tre Nixon it's not a huge drop-off.

"It's not just calling plays fast, there's also a lot of athleticism out there. Gabe was not just a great player, he had the best work ethic. So when he's gone they know what it takes to be as productive as he was. Marlon Williams is a great example of that. His work ethic has taken off.

"The philosophy stays the same—we want to make defenses defend every blade of grass and put pressure on them with our tempo. That's not a secret."

Tucker also loves the makeup of the UCF staff—in particular that there are so many experiences over decades to tap into.

"There's a lot of brainpower in that room with our offensive assistants—30 lot of those guys have been coaching for a long time," he says.

"We build off one year to the next. How can we make it better? How can we be more creative? We can't do all the same things over and over again.

"More times than not, people are throwing something different at us than what we saw on film. We are building a book—if they throw this at us, this is our answer. You cover your bases for all those potential things. You can't assume anything about what defenses will do. We have to be prepared for what we end up seeing."

Tucker also appreciates the fact that Heupel consistently reminds his players that simply because you gain 600-some yards on a given Saturday there's no guarantee that will happen the next week. If anything it makes the targets on the Knights' backs grow exponentially.

"There's a level of humility that goes into what we do because we don't think we can just roll the ball out there and play fast and it's going to work," says Tucker.

"There's a bunch of checks and balances that go into it. There are some things we have not done well this season—things we need to get better at in this last stretch."

#####

As the new kid on the block, Golesh has learned the philosophies that lay the groundwork for why the UCF attack is successful.

"The biggest misconception is that you throw the ball all over the yard," he says.

"We actually are as balanced as anybody in the country as far as run-pass.

"It's not air raid, it's not traditional spread. It's a combination of all that—but it starts with running the football which makes it unique. And then being able to take advantage of matchups created by tempo and the splits.

"The hardest thing to adjust to is the tempo because it's really hard to practice.

"With any offense it comes down to the quarterback. When he can be ultra-fast with his decisions and when he is incredibly accurate with the football, those two things make the whole thing go.

"You can see the evolution of DG (Dillon Gabriel) from his freshman year—his understanding of the offense has improved, his ability to get rid of the ball quicker. He makes decisions in the run game quicker and that allows us to play even faster than a year ago.

"You want to have guys that can stretch the field vertically. You want guys that are different from each other, a variety of guys.

"Our running backs look different from each other, our receivers look different. That versatility gives you the ability to do a lot of different things.

"You want to be able to constantly present different pictures to a defense.

"We have really good players. Our offensive line has improved drastically. DG had the offseason to go back and learn, and he's with Joey (Halze) non-stop. Flash (UCF receiver Jaylon Robinson) is as good a player as there is in this conference, and Marlon has been so consistently great."

Martinez goes back to the fact opposing defenses don't have time to identify where the greatest mismatches are from one play to the next—in great part because it's all happening so fast.

"Our tempo on offense is so fast that, as a defense, you have to be ready immediately to go on to the next play," he says.

"They (the UCF offense) are trying to create mismatches and, if you're not aware of those, you will miss the idea that they are attacking those mismatches.

"Where you line up and how you line up is key. You have to be able to process stuff at a very fast pace. You have to practice it—and process it on defense.

"If you're not talented and very athletic on the perimeter, you are in trouble.

"You have to be aggressive, you cannot be passive.

"And it's a four-down offense these days. Offenses are going for it more often and that changes how you call a game on defense.

"You have to stay aggressive on third and 10, because they see it as third and five, knowing they will go for it on fourth."

#####

But why are the UCF numbers up so significantly from the past few years? Golesh has some thoughts—and they start with having an elite quarterback Golesh believes matches up with anyone in the country:

"One, it's DG's growth. It's because of his ability to get us in the right situation, his accuracy, his decision-making. It's his understanding of the offense, his growth within the offense, his physical and mental abilities combined.

"It's his passion for preparation—it's second to none. You walk into the office and there he is. He comes in my office and sits down, then he goes in Joey's office and sits down, then Heup's office and he sits down. Then he'll go see (offensive line coach Glen) Elbarbe and Tucker and he'll just pick your brain, working through situations.

"Look at our two-minute drills—second half at Memphis (seven plays, 53 yards in 49 seconds in the final minute and a half), first half against Tulane (eight plays, 67 yards in 1:21 for a TD with :05 left) and Houston (nine plays, 59 yards in 1:19 for field goal at :19).

"Our two-minute drill, managing it, getting to the right situation—it's all him. Somebody has to manage it and control it. What he has been able to do is monumental—being on time, not taking negative plays."

Golesh next points to offensive line growth: "Those guys coming together and being the best versions of themselves."

Combine those two things with Robinson stepping up and Williams doing what he has done.

"It's about our oldest guys playing the best football, that's when you have a chance to have success," says Golesh.

"Marlon is in that group—he's playing the best football of his life. (UCF senior running back) Greg (McCrae) and Otis (Anderson, UCF senior all-purpose threat), they're playing really good football."

#####

Moving forward, Golesh suggests that, from a recruiting standpoint, the Knights are looking for players who he describes as "quick processors."

"Because of the tempo, you have to process the play call, process the defense, and be able to adjust," he says.

"We constantly see different defenses than what we've seen on film. We bring our guys to the sideline and say, 'This what you're getting, this is how we're adjusting, now go.'

"We need guys with the ability to adjust without being thrown for a loop.

"We know going into every game it's probably going to look different than what we prepared for. If it looks like what we prepared for, the numbers can be staggering."

Adds Martinez, "(Former NFL head coach) Bill Parcells said this about 10 years ago: 'You recruit better athletic kids in the back end.' Basketball players, baseball players—get the guy who is really a star on offense but wants to be a star on defense.

"Give me Marlon Williams to play safety—that's the kind of thing you need. ARob (Aaron Robinson, UCF senior cornerback) and Richie (Grant, UCF senior safety) were both great players on offense—and you've got to have guys like that to be playmakers for you.

"Because Heup is going to find a way to get his skill position player lined up against your defender who can't cover."

#####

Gabriel, the guy who pulls the trigger for the UCF attack, is more than comfortable with the Knights' evolution.

"I think everyone is super comfortable after three years with this staff in this offense," he says.

"Everyone has bought in and believes in the system. Everybody finds their spot and gets their job done. When it comes together as a whole, it just clicks.

"The biggest thing is the comfort level for a quarterback. I felt a lot more comfortable in the offense this year—even just approaching everything that comes with a college football game day.

"The quarterback play is huge in this offense. If you put the receivers and running backs in the right position, good things will happen.

"A lot of it is based on tempo. We get the ball more times over 60 minutes and we want to take advantage of every one of those.

"Between the amount of possessions we have—and we obviously can move the ball—it all adds up to what everyone sees now."

#####

The yards, the points, the plays, the possessions—they are staggering in their own way.

Yet Golesh sees no reason to be satisfied.

"It still comes down to situational football, and that's where our growth has to continue to happen," he says.

"Third downs? We are sitting at a little under 50 percent. It should be better.

"Red zone? Same thing. It's the most glaring stat out there.

"We've left points out there.

"The yards are great, but you still have to make plays in situational football. That's where the offense makes a living.

"We can take another huge step."

For defensive coordinators set to face the Knights, that's downright scary.





UCF tailback Otis Anderson finds his voice as backfield leader

By Matt Murschel, Orlando Sentinel

UCF running back Otis Anderson (2) has been a crucial part of the Knights' success splitting time at tailback, slot receiver and punt returner.

As the country battles the coronavirus pandemic, Otis Anderson wondered whether he would ever play football again at UCF.

Like many of his teammates, Anderson found himself stuck at home in isolation away from his teammates and as the hours turned into days and then weeks into months, Anderson considered his future.

"Some of the players, we got discouraged during the summer because it was tough not being here and working out together," Anderson said. "During the summer, there were times when I thought about opting out.

"But I think that crossed everyone's mind, just the fact the whole virus was spreading and the unknowns of the future and how it would affect you. I think everyone had that thought process."

But gloom turned to excitement as players returned to campus in June and back onto the football field Saturday as No. 13 UCF defeated Georgia Tech 49-21 during the season opener in Atlanta.

"It was a great feeling, especially [considering] the fact we might not have had a season," Anderson said. "There were a lot of questions on whether we would be able to play."

The Knights rushed for 243 yards, with six players sharing 51 carries. Anderson led the team in rushing yards (88) and carries (18). He added a one-yard touchdown run in the fourth quarter.

"He's done it time and time again," said UCF co-offensive coordinator Anthony Tucker, who's been Anderson's position coach for the past two seasons. "He's as dependable as it gets. I didn't expect anything than what he did."

Knights coach Josh Heupel was impressed by Anderson and the entire running backs group.

"I thought they did a great job of pressing the line of scrimmage and delivering those great blocks," Heupel said. "... I like what they did, and I thought they did a great job in protection as well."

Anderson is coming off a career-best season during which he led the team in rushing (726 yards) and carries (113) and was also the team leader in all-purpose yards (1,091). He scored eight touchdowns while splitting time at running back, slot receiver and punt returner.

His versatility has long been an asset for the Knights.

He led the American Athletic Conference in punt returns last season and he's eager to help on kickoffs as well.

"That's something I've been practicing since my freshman year," Anderson said. "It's been in my back pocket just in case. That's something I can do to throw other teams for a loop. If I get a chance to return it, I'm going to return it."

Heading into this season, the Jacksonville native didn't have any specific statistical goals.

"I want to put up the best numbers I can," Anderson said. "I don't have any numbers in mind, but a repeat of last season would be great for me. I just want to get wins and continue to help my team."

Tucker said Anderson came through for his team in the season opener.

"We've seen it week in and week out over the last three years. I was proud of Otis and I'm proud of Otis every day," Tucker said.

While much of the focus during the offseason was on the uncertainty about the upcoming season, Anderson took advantage of his platform as a college athlete to express concerns about social justice issues facing the country.

He was among several football players urging the university to fire Charles Negy, an associate psychology professor who sparked protests with his controversial social media posts about race and class.

"We have a platform for a reason and without using your platform, what's the use of having it?" Anderson said. "That was a given for me to speak out. I've always had opinions and thoughts behind that, and I just wanted to be able to use it at that time."

Anderson also feels comfortable using his voice among his teammates.

"The last couple of years, I've been a leader by showing and producing, but this year I want to be more vocal. I hold people accountable a whole lot more than I used to," he said.

