



KNIGHTSTM

FOOTBALL



× GAME INFORMATION

Date _____ Saturday, October 21
Time _____ 12 p.m. ET/11 a.m. CT
Site _____ Norman, Oklahoma
Stadium _____ Gaylord Family Oklahoma Memorial Stadium
Surface _____ Natural Grass
Capacity _____ 80,126
TV _____ ABC
Play-by-Play _____ Dave Pasch
Analyst _____ Dusty Dvoracek
Sideline _____ Tom Luginbill
Radio _____ AM 740/FM 96.9 The Game
Play-by-Play _____ Marc Daniels
Analyst _____ Gary Parris
Sideline _____ Scott Adams
Spanish Radio _____ UCFKnights.com/Twitch
Play-by-Play _____ Carlos Bohorquez
Analyst _____ Sergio Ruiz Torres
Analyst _____ Leo Rodriguez
Live Stats _____ UCFKnights.com
Twitter/X _____ @UCF_Football
Hashtag _____ #ChargeOn

× 2023 RECORD BREAKDOWN

Overall _____ 3-3
Conference _____ 0-3
Home _____ 2-1
Away _____ 1-2
Neutral _____ 0-0

× A WIN WOULD...

- Mark the first Big 12 Conference win in program history.
- Mark the first win against Oklahoma in the first meeting between the programs.
- Give UCF its fourth top-10 win in program history and the first since the 2017 Peach Bowl against No. 7 Auburn.
- Give head coach Gus Malzahn his first win against Oklahoma in his second meeting against the program.
- Give Malzahn his 99th career win as a head coach, one shy of reaching 100 career victories.
- Be better than a loss

× UCF, NOT CENTRAL FLORIDA

Please refer to the University of Central Florida as UCF, not Central Florida, on all references. Also, UCF is no longer the "Golden Knights" and instead simply known as the "Knights."



#6/7 OKLAHOMA SOONERS (6-0, 3-0 B12)
Head Coach Brent Venables
2nd Season at OU / 2nd Season Overall
12-7 at OU / 12-7 Overall



UCF KNIGHTS (3-3, 0-3 B12)
Head Coach Gus Malzahn
3rd Season at UCF / 12th Season Overall
21-12 at UCF / 98-50 Overall



• UCF football is set for its first trip to the state of Oklahoma since 2019 and its first trip to Gaylord Family Oklahoma Memorial Stadium this weekend for a matchup against No. 6/7 Oklahoma. Kickoff is set for 12 p.m. ET/11 a.m. CT on ABC.

• The Knights are looking for their fourth top-10 win in program history, as the Black and Gold last defeated No. 7/8 Auburn, 34-27, in the 2017 Chick-fil-A Peach Bowl. UCF also beat a pair of top-10 teams during the 2013 season, taking down No. 8/6 Louisville, 38-35, and No. 6/5 Baylor, 52-42. The 2023 season marked the 10th anniversary of the 2013 team, which compiled a 12-1 record and an 8-0 mark in American Athletic Conference play. The 2013 team was recognized on the field during the Baylor game on Sept. 30.

• UCF's offense continues to rank among the nation's best following the first six games of the season, as the Knights are fourth in the country and lead the Big 12 Conference in total offense, averaging 516.7 yards per game. The Knights have surpassed 400 or more yards in five of its six games this season, headlined by 723 yards in the season opener against Kent State, the second-most yards by any team in the country this year in a single game.

• Additionally, the Knights are third nationally in rushing offense with 246.3 rushing yards per game, behind Air Force (334.2), which runs the triple option, and Liberty with 253.5. UCF is one of just eight FBS programs that has surpassed 1,400 rushing yards as a team this season with the Black and Gold compiling 1,478.

• The UCF offensive line is one of 23 listed on the 2023 midseason honor roll announced Tuesday for the Joe Moore Award for the most outstanding offensive line unit in college football. According to PFF Stats, the Knights' offensive line has graded out at 86.8 in pass blocking, which is fourth best in the country. UCF's run-blocking grade of 68.9 also ranks among the nation's top 25.

• UCF is the only two teams to rank among the top six in the Big 12 in total offense (third), rushing offense (second), scoring offense (sixth) and passing offense (sixth) joining TCU.

2023 SCHEDULE & RESULTS

Kent State	at Boise State	Villanova	at Kansas State*	Baylor*	at Kansas*	at Oklahoma*	West Virginia*	at Cincinnati*	Oklahoma State*	at Texas Tech*	Houston*
Aug. 31	Sept. 9	Sept. 16	Sept. 23	Sept. 30	Oct. 7	Oct. 21	Oct. 28	Nov. 4	Nov. 11	Nov. 18	Nov. 25
W, 56-6	W, 18-16	W, 48-14	L, 44-31	L, 36-35	L, 51-22	12 p.m. ET	12 p.m. ET				
Fox Sports 1	Fox Sports 1	Big 12 Now	Fox Sports 1	Fox Sports 1	Fox	ABC	FS1				

*Indicates Big 12 Conference Game

QUICK FACTS

GENERAL INFORMATION

School	University of Central Florida
City, State, Zip	Orlando, Fla., 32816
Founded	1963
Enrollment	68,442
Nickname	Knights
School Colors	Black and Gold
Stadium	FBC Mortgage Stadium
Capacity	44,206
Surface	419 Bermuda Grass
Affiliation/Conference	NCAA DI - FBS/Big 12
University President	Alexander N. Cartwright
Director of Athletics	Terry Mohajir
Ticket Office Phone	407-UCF-1000

STRATEGIC COMMUNICATIONS

Assistant AD	Justin Wilson
Email	jwilson@athletics.ucf.edu
Cell	336-660-8584
Senior Associate AD	John Heisler
Email	jheisler@athletics.ucf.edu
Cell	574-532-0293
Press Box Phone	336-660-8584
Website	UCFKnights.com
Twitter/X	@UCF_Football
Facebook	/UCFFootball
Instagram	UCF.Football

UCF FOOTBALL STAFF

Head Coach	Gus Malzahn
Defensive Coordinator/DBs	Addison Williams (Booth)
Offensive Coordinator/Quarterbacks	Darin Hinshaw (Booth)
Co-Defensive Coordinator/Secondary	David Gibbs
Co-Offensive Coordinator/Offensive Line	Herb Hand
Special Teams Coordinator/TEs	Brian Blackmon
Defensive Tackles	Kenny Martin
Defensive Ends/Rush	Kenny Ingram (Booth)
Wide Receivers	Grant Heard
Linebackers	Ernie Sims
Running Backs	Kam Martin
Asst. Head Coach/Sr. Offensive Analyst	Will Healy
Special Teams Analyst	Ben Larson
Defensive Analyst	Charles Moore
Offensive Analyst	Brendan Bognar
Analyst	Bobby Bentley
Offensive Graduate Assistant	Jay Carter
Offensive Graduate Assistant	Jackson Holladay
Defensive Graduate Assistant	Eugene Fuller
Defensive Graduate Assistant	Michael Mosah
Associate AD, Sports Medicine	Mary Vander Heiden
Director of Sports Performance	Chris Dawson
Asst. Dir. of Sports Performance	Andrew Shirek Espinoza
Asst. Dir. of Sports Performance	Corey Meredith
Asst. Dir. of Sports Performance	Sean Beckton Jr.

FOOTBALL INFORMATION

Bowl Seasons	2005, 2007, 2009, 2010, 2012, 2013, 2014, 2016, 2017, 2018, 2019, 2020, 2021, 2022
First Year of Football/First Year of FBS Football	1979/1996
All-Time Record	292-229-1 (.559)
FBS Record (Since 1996)	195-143 (.578)
Record at FBC Mortgage Stadium	80-25 (.762)

THE OPPONENT

• Oklahoma is in its second season under head coach Brent Venables, who has a 12-7 record over his two years in Norman.

• Oklahoma is 6-0 for the 22nd time in program history and the 10th time since 2000. The Sooners defeated No. 3/4 Texas, 34-30, in their most recent outing on Saturday, Oct. 7.

• Oklahoma has been stellar on both sides of the ball this season, as the Sooners are one of just two teams (Penn State is the other) that ranks in the top seven nationally in both scoring offense (No. 3, 47.4 ppg) and scoring defense (No. 7, 14.0 ppg).

• The Sooners' defense has only allowed 84 points this season, which are the fewest in the Big 12 and the fewest over the first six games of a season for the program since 2009 (gave up 68).

• Their 271 points scored on offense are also the most in the conference.

• Oklahoma's defense has recorded 12 interceptions to rank second nationally and lead the conference, while the Sooners' two interceptions thrown are the sixth fewest in the country and the fewest in the league.

• OU's offense is led by redshirt senior quarterback Dillon Gabriel, who spent his first three seasons at UCF and still ranks among the career and single-season leaders in several quarterback categories.

OKLAHOMA SCHEDULE

S2	ARKANSAS STATE	W, 73-0
S9	SMU	W, 28-11
S16	at Tulsa	W, 66-17
S23	at Cincinnati	W, 20-6
S30	IOWA STATE	W, 50-20
O7	vs. Texas	W, 34-30
O21	UCF	12 PM.
O28	at Kansas	12 PM.
N4	at Oklahoma State	TBA
N11	WEST VIRGINIA	TBA
N18	at BYU	TBA
N24	TCU	12 PM.

SERIES BREAKDOWN

Overall:	First Meeting
in Norman:	First Meeting
Streak:	First Meeting
Last Meeting:	First Meeting

INSIDE THE NUMBERS

UCF (3-3, 0-3 B12)

Team Statistics	UCF	OPP
Points Per Game	35.0	27.8
First Downs	144	127
Rushing Yards/Game	246.3	197.2
Passing Yards/Game	270.3	190.0
Total Off. Yards/Game	516.7	387.2
Third Down Conv.	50%	46%
Penalty Yards/Game	55.3	34.5
Time of Poss.	28:00	32:00
Turnovers - INT/Fumbles	10-6/4	5-4/1

Individual Leaders

Rushing	Att	Net	Avg	TD	YPG
Harvey	89	511	5.7	6	85.2
Richardson	53	441	8.3	1	73.5
Plumlee	19	163	8.6	1	54.3

Passing	C-A-I	TD	YPG
Plumlee	41-61-4	3	195.3
McClain	62-97-2	9	201.6

Receiving	Rec	Yds	Avg	TD	YPG
Hudson	22	473	21.5	2	78.8
Baker	21	417	19.9	2	69.5
Townsend	15	157	10.5	2	26.2

Defense	U-A-TT	TFL	INT	FF-FR
Johnson	34-18-52	2.5	-	-
Celiscar	20-16-36	3.5	-	-
Hunter	20-14-34	2.5	-	-
Yates III	13-12-25	1.0	-	-

OKLAHOMA (6-0, 3-0 B12)

Team Statistics	OU	OPP
Points/Game	45.2	14.0
First Downs	164	111
Rushing Yards/Game	164.8	113.7
Passing Yards/Game	341.2	239.2
Total Off. Yards/Game	506.0	352.8
Third Down Conv.	52%	29%
Penalty Yards/Game	56.8	48.3
Time of Poss.	30:00	30:00
Turnovers - INT/Fumbles	4-2/2	15-12/3

Individual Leaders

Rushing	Att	Net	Avg	TD	YPG
Walker	53	239	4.5	4	39.8
Major	60	226	3.8	1	37.7
Gabriel	43	208	4.8	5	34.7

Passing	C-A-I	TD	YPG
Gabriel	141-195-2	16	313.0

Receiving	Rec	Yds	Avg	TD	YPG
Stoops	29	258	8.9	4	43.0
Anthony	27	429	15.9	1	71.5
Farooq	20	415	20.8	2	69.2
Anderson	11	282	25.6	6	47.0

Defense	U-A-TT	TFL	INT	FF-FR
Stutsman	27-31-58	10.5	1	0-1
Kanak	14-21-35	3.0	-	1-0
Washington	15-11-26	1.5	-	-
Lewis	12-11-23	-	-	-



KNIGHT TRENDS

Overall	3-3
Big 12	0-3
Non-Conference	3-0
Home	2-1
Away	1-2
Neutral	0-0
Current overall streak	Lost 3
Current home streak	Lost 1
Current conference streak	Lost 3
Current road streak	Lost 2
Current neutral site streak	Lost 1
Current bowl streak	Lost 1
Last win	9/16/23, Villanova, 48-14
Last loss	10/7/23, at Kansas, 51-22
Day game	0-2
Night game	3-1
TV game	2-3
ESPN	0-0
ESPN2	0-0
Fox	0-1
Fox Sports 1	2-2
August	1-0
September	2-2
October	0-1
November	0-0
vs. FBS Top-25 teams	0-0
vs. FBS non-ranked teams	2-3
On artificial turf	1-2
On natural grass	2-1
Scoring first	3-1
Opponent scores first	0-2
Leading after 1st quarter	2-2
Trailing after 1st quarter	1-1
Tied after 1st quarter	0-0
Leading at halftime	2-1
Trailing at halftime	1-2
Tied at halftime	0-0
Leading after 3rd quarter	2-1
Trailing after 3rd quarter	1-2
Tied after 3rd quarter	0-0
Overtime	0-0
Scoring 0-14 points	0-0
Scoring 15-28 points	1-1
Scoring 29-39 points	0-2
Scoring 40+ points	2-0
Allowing 0-14 points	2-0
Allowing 15-28 points	1-0
Allowing 29+ points	0-3
With 100-yard rusher	1-2
Allow 100-yard rusher	1-3
With 300-yard passer	1-0
Allow 300-yard passer	0-0
Outgain opponent	3-1
Total offense 300+ yards	3-3
Allow 300+ yards total offense	1-3
Total offense 400+ yards	3-2
Allow 400+ yards total offense	0-3
Total offense 500+ yards	3-0
Allow 500+ yards total offense	0-1
Total offense 600+ yards	2-0
Allow 600+ yards total offense	0-0
No turnovers	1-0
Less than three turnovers	1-3
Three or more turnovers	1-0
No takeaways	0-0
Three or more takeaways	0-0
Commit fewer turnovers	1-0
Equal turnovers	0-0
Commit more turnovers	2-3
Control time of possession	2-0
Opponent controls time of possession	1-3
Games decided by 1-8 points	1-1
Games decided by 9-16 points	0-1
Games decided by 17-24 points	0-0
Games decided by 25+ points	2-1
Win Coin Toss	3-1
Lose Coin Toss	0-2
Black Jerseys with White Numbers	1-0
Knightmode Black Jerseys with Gold Numbers	1-1
Lightmode Jerseys with Gold Numbers	0-1
White Jerseys	1-1
SpaceU Jerseys	0-0

KNIGHT NOTES

BATTLE OF THE NATION'S TOP OFFENSES

Saturday's game will feature two of the nation's top offenses, as UCF is fourth with 516.7 yards per game and Oklahoma is sixth with 506.0. Both teams have surpassed 400 total yards in five of their six games this season, with the Knights' fewest against Kansas with 371 yards. Similarly, the fewest yards the Sooners have been held to this season is 365 against SMU.

UCF'S OFFENSIVE LINE MAKES JOE MOORE AWARD HONOR ROLL

The UCF offensive line is one of 23 listed on the 2023 midseason honor roll announced today for the Joe Moore Award for the most outstanding offensive line unit in college football. According to PFF Stats, the Knights' offensive line has graded out at 86.8 in pass blocking, which is fourth best in the country. UCF's run-blocking grade of 68.9 also ranks among the nation's top 25.

The offensive line unit is led by captain and fifth-year guard Lokahi Pauole, who was a first team All-American Athletic Conference selection last season.

UCF has an impressive recent history in terms of running the football. The Knights in 2022 ranked ninth nationally in rushing (228.4 yards per game), 19th in 2019 (223.8) and eighth in 2018 (265.2).

The 2023 UCF line gained the attention of the Joe Moore Award voting committee as it moves closer to announcing the selection of semifinalists on Nov. 14 and finalists on Dec. 5. Selection of the 2023 Joe Moore Award winner will be made public after a surprise visit to the winning university's campus in late December.

Presented since 2015, the Joe Moore Award voting committee judges solely on six criteria: toughness, effort, teamwork, consistency, technique and finishing. Evaluations for the midseason honor roll were made solely through weekly review of actual game film and offensive line coach-provided cut-ups.

The Joe Moore Award is named after Joe Moore, widely regarded as one of the best offensive line coaches in college football history, most notably for his work at Notre Dame and Pittsburgh. Over 18 seasons, Moore sent 52 players to the NFL, including Bill Fralic, Mark May, Russ Grimm and Jimbo Covert.

FAMILIAR FACES

UCF players and fans will notice a few familiar faces on the Oklahoma sidelines this weekend, as former quarterback standout Dillon Gabriel, who spent his first three seasons with the Knights, is having a strong season for the Sooners. Gabriel still ranks among the career and single-season leaders in the UCF record books.

Jeff Lebby, who was UCF's offensive coordinator for two seasons from 2018-19, is now the offensive coordinator at Oklahoma. Lebby also has a connection to current Knights quarterback John Rhys Plumlee, as Lebby spent the 2020-21 seasons as the OC at Ole Miss before Plumlee transferred into the Knights program.

WALKER NAMED MIDSEASON TRUE FRESHMAN ALL-AMERICAN

UCF true freshman defensive tackle John Walker was named an On3 Midseason True Freshman All-American. The Kissimmee, Florida, native made his first career start in the Knights' last game at Kansas. Walker ranks among UCF's top pass rushers based on PFF Stats, grading out at 64.6.

This season, Walker has tallied 13 tackles, including nine solo tackles and three tackles for loss.

STARTING FAST

The Knights have started fast in games this season and are hoping to return to form this weekend at Oklahoma, as UCF has outscored opponents, 65-27, in the first quarter of games.

2023 SCHEDULE ANALYSIS

Opponent	'23 Record	Last Game	Next Game
KENT STATE	1-6	L at Eastern Michigan, 28-14	Buffalo
at Boise State	3-4	L at Colorado State, 31-30	Open
VILLANOVA	5-2	W at Elon, 21-0	Open
at Kansas State*	4-2	W at Texas Tech, 38-21	TCU
BAYLOR*	2-4	Open	at Cincinnati
at Kansas*	5-2	L at Oklahoma State, 39-32	Open
at #6/7 Oklahoma*	6-0	W vs. #3 Texas, 34-30	UCF
WEST VIRGINIA*	4-2	L at Houston, 41-39	Oklahoma State
at Cincinnati*	2-4	L vs. Iowa State, 30-10	Baylor
OKLAHOMA STATE*	4-2	W vs. #23 Kansas, 39-32	at West Virginia
at Texas Tech*	3-4	L vs. Kansas State, 38-21	at BYU
HOUSTON*	3-3	W vs. West Virginia, 41-39	#8 Texas

Combined Record 42-35 (.545)

DOUBLE DIGIT RUSHING PLAYS

RB RJ Harvey (15)

--14, 10, 48 vs. Kent State
 --12, 10, 11 vs. Boise State
 --22, 12, 24 vs. Villanova
 --12, 20, 10, 10 vs. Baylor
 --18, 53 vs. Kansas

RB Johnny Richardson (10)

--13, 43 vs. Kent State
 --17, 31 vs. Boise State
 --15 vs. Villanova
 --48, 23 vs. Kansas State
 --79, 18 vs. Baylor
 --17 vs. Kansas

QB Timmy McClain (7)

--22 vs. Kent State
 --15, 19 vs. Villanova
 --12, 10 vs. Kansas State
 --10, 21 vs. Kansas

QB John Rhys Plumlee (6)

--15, 16, 17, 32 vs. Kent State
 --17, 10 vs. Boise State

WR Xavier Townsend (4)

--28 vs. Kent State
 --39 vs. Boise State
 --20 vs. Baylor
 --10 vs. Kansas

RB Demarcus Bowman (3)

--10, 12 vs. Kent State
 --11 vs. Boise State

RB Jordan McDonald (1)

--10 vs. Villanova

RB Kam Ingram (1)

--12 vs. Villanova

UCF Team Totals (47)

--13 vs. Kent State
 --9 vs. Boise State
 --8 vs. Villanova
 --4 vs. Kansas State
 --7 vs. Baylor
 --6 vs. Kansas

KNIGHT NOTES (Cont.)

UCF NO STRANGER TO NCAA STAT LEADERS

UCF ranks in the top 25 in two of the four major offensive categories this week in NCAA statistics: fourth nationally in total offense (516.7 yards per game), third in rushing (246.3), 37th in passing (270.3) and 27th in scoring (34.7). UCF leads the Big 12 in both total offense and rushing.

The Knights are no strangers to qualifying among the nation's top offenses and rushing and passing attacks. Here's a recent history of where UCF has landed in final NCAA stat numbers and rankings (2023 numbers are this week's NCAA standings):

Total Offense

2023	4th	516.7
2020	2nd	568.1
2019	2nd	540.5
2018	5th	522.7
2017	5th	530.5

Rushing

2023	3rd	246.3
2022	9th	228.4
2019	19th	223.8
2018	8th	265.2

Passing

2023	37th	270.3
2020	4th	357.4
2019	8th	316.8
2017	10th	331.8

Scoring

2023	27th	34.7
2020	8th	42.2
2019	5th	43.5
2018	6th	43.2
2017	1st	48.2



MATCHUP TO KEEP AN EYE ON

One of the key matchups in Saturday's game will be the turnover margin. Oklahoma leads the nation in turnover margin with 15 forced and only four committed. The Sooners have forced at least two turnovers in five of their six games.

Protecting the football will be essential for the Knights against the Sooners, as UCF has committed 10 turnovers and forced five.

BOOMER WITH THE PAT

Sophomore kicker Colton Boomer has connected on 66 consecutive PATs, which is the sixth-longest streak in program history. The Lake Mary, Florida, native is 25-for-25 this season and has only missed one PAT in his career, which occurred in his collegiate debut at Florida Atlantic last year.

CONSECUTIVE PATS MADE

1. Matthew Wright	154	2017-18
2. Franco Grilla	103	1990-92
3. Charlie Pierce	81	1993-94
3. Shawn Moffitt	81	2012-14
5. Michael Torres	67	2006-07
6. Colton Boomer	66	2022-pres.
6. Javier Beorlegui	60	1999-00

FIRST START AT UCF

Due to injuries on the defensive side of the ball, freshman John Walker made his first career start in UCF's last game at Kansas and linebacker Rian Davis earned his first start in a UCF uniform in the contest.

MORRIS-BRASH AMONG THE NATION'S BEST

Fifth year defensive end Tre'mon Morris-Brash has solidified himself among the nation's top edge rushers, as he is fourth in the nation in tackles for loss with 12.0. Morris-Brash has tallied three tackles for loss in three of UCF's six games this season and has had at least 1.5 in two of the other three games. He's averaging 2.0 TFLs per game, which is the third best in the country.

His 50 career tackles for loss are also the most by any active FBS player and the fourth most in UCF program history behind record holder Elton Patterson (59.5), Bruce Miller (57.5) and Darrell Rudd (56.5).

In addition to his TFLs, Morris-Brash has five sacks to tie for the Big 12 Conference lead.

KNIGHT NOTES (Cont.)

MALZAHN APPROACHING 100 CAREER WINS

Now in his third season as UCF head coach, Gus Malzahn is just two wins shy of 100 for his career. His 98 victories are the fourth most among active coaches in the Big 12 Conference.

Big 12 Head Coaching Wins

1. Mike Gundy, Oklahoma State, 160-77
2. Lance Leipold, Kansas, 159-58
3. Chris Klieman, Kansas State, 106-35
4. **Gus Malzahn, UCF, 98-50**
5. Dana Holgorsen, Houston, 91-64

Additionally, Malzahn's .662 career winning percentage (98-50) ranks among the nation's top 20 active coaches.

THROWING THE BALL DOWNFIELD

One of the points of emphasis for the Knights offense this season under first-year offensive coordinator Darin Hinshaw was to throw the football down the field. UCF ranks 12th nationally and leads the Big 12 in passing yards per completion with 15.16.

HARVEY'S FINDING THE ENDZONE

Running back RJ Harvey has scored six rushing touchdowns this season, which is tied for the conference lead in the Big 12. The Orlando native has scored a rushing TD in five of the six games this season, including a pair of TDs against Villanova. Those six rushing TDs rank 27th nationally.

His seven total TDs are also tied for the most by any player in the conference this season.

QUICK STRIKE

UCF took just 12 offensive seconds to score against Baylor, as running back Johnny Richardson took the handoff from McClain and raced 79 yards to the end zone for his first touchdown of the season. It marked the first time the Knights have scored on their first offensive snap since A.J. Guyton's 76-yard TD reception at Rice on Oct. 24, 2009.

Richardson's 79-yard rush is the longest play in the Big 12 this season and also the longest rush of his career. That play marked the longest rush by a UCF player since Adrian Killians secured his own 79-yard touchdown rush at Navy on Oct. 21, 2017.

The Lake Wales, Florida, native finished the game with 105 rushing yards to surpass 100 yards for the second time this season. Richardson is one of six Big 12 players with more than one 100-yard rushing performance this year.

JOHNSON ECLIPSES 400 TACKLES

Fifth-year linebacker Jason Johnson eclipsed 400 career tackles in UCF's game against Baylor and Johnson now owns 413 career tackles, including 234 solo tackles and 179 assisted tackles.

Johnson, who spent his first three seasons at Eastern Illinois before transferring to UCF, recorded 59 tackles as a freshman, 66 as a sophomore and 110 as a junior. In his first season in the Black and Gold, Johnson set a career high with 126 tackles, which ranked 13th nationally and marked the ninth most in a single season in program history.

Johnson leads the team and is tied for fifth in the Big 12 with 52 tackles.

OFF TO THE RACES

Sophomore defensive back Demari Henderson recorded the Knights' first forced fumble and fumble recovery in the Baylor game, as he ripped the football away from Dominic Richardson and raced 87 yards down the field for a touchdown. It marked the first time UCF has returned a fumble for a touchdown since Tre'mon Morris-Brash accomplished the feat against Marshall on Dec. 23, 2019.

Henderson was off to the races again in UCF's last game against Kansas, as the Sanford, Florida, native scooped up the blocked PAT and raced 97 yards down the field to give the Knights two points.

DEFENSIVE TAKEAWAYS

UCF's defense has forced a turnover in five of its six games this season with the Knights recording an interception in the first four games and a fumble in their last game. DeJordan Mask logged the first takeaway of the season intercepting a pass against Kent State, Corey Thornton had a pick at Boise State and at Kansas State, while Nikai Martinez tallied his first career interception against Villanova. Henderson's fumble recovery marked the fifth turnover the Knights have registered this season.

HUDSON OFF TO HOT START

Senior Kobe Hudson has turned in an incredible start to the season, as the wide receiver is second in the Big 12 Conference and ranks among the top 50 playes nationally with 473 receiving yards. The Pine Mountain, Georgia, native is averaging 78.8 receiving yards per game, which also ranks 38th in the country.

With 138 receiving yards at Kansas State, Hudson recorded his third consecutive 100-yard game. He became the first player since Jaylon Robinson in 2020 with three straight games with 100 or more receiving yards.

After setting a then-career best at Boise State with 134 receiving yards, Hudson put together an even better showing in the Knights' 48-14 win against Villanova. The senior caught six passes for a career-high 147 yards, headlined by a 58-yard catch, which was the longest play for either team in the game.

CONFERENCE HISTORY

UCF's game at Kansas State marked the beginning of a new era, as the program kicked off its tenure as a member of the Big 12 Conference. The Knights joined the Mid-American Conference in 2002 and remained in that league through the 2004 season for football only. UCF became a member of Conference USA from 2005-12 and most recently the American Athletic Conference (2013-14 through 2022-23).

The Knights were 57-23 in conference games during its tenure in the American, the best mark of any team during that span. UCF was 40-21 in CUSA games and 8-16 versus opponents in the MAC.

MEMORABLE FIRST START AT UCF FOR MCCLAIN

Making his first start in a UCF uniform against Villanova, quarterback Timmy McClain turned in a great performance. In his 10th career start, the Sanford, Florida, native threw for a career-high 321 passing yards and a pair of touchdowns. He was 20-for-28 with a 58-yard long and rushed for 44 yards on nine carries. It marked the first time the redshirt sophomore has eclipsed 300 passing yards in a game.

A GAME OF FIRSTS

UCF's 48-14 win against Villanova was a game of 'firsts' for many players on the UCF roster. It marked the first start at quarterback for Timmy McClain in a Knights uniform and also the first time McClain has surpassed 300 passing yards in a game with a career-high 321.

Defensive tackle Matthew Alexander made his first career start and recorded his first career sack. Sophomore defensive back Nikai Martinez notched his first career interception. Offensively, wide receiver Jaylon Griffin reeled in his first touchdown pass and running back Jordan McDonald logged his first multi-TD game. Tight end Max Holler recorded his first career catch.

DOMINANT DISPLAY

In the Knights' win against Villanova, the defense was on the field for just 24 defensive snaps in the first half. UCF held the Wildcats without a trip past midfield and Villanova completed just one pass in the opening 30 minutes of the game.

The Knights ran more than twice as many plays as Villanova in periods one and two combined, led 34-0 at intermission—and more than set the stage for the resulting 48-14 final score.

KNIGHT NOTES (Cont.)

A (K)NIGHT TO REMEMBER

Sophomore Colton Boomer turned in one of the best performances by a kicker in program history, highlighted by hitting a game-winning 40-yard field goal as time expired to lift UCF to an 18-16 victory at Boise State. He was a perfect 4-for-4 on field goals, matching the program record for most field goals by an individual in a single game.

Boomer converted his first try of the day from 50 yards to set a career long at the time. He drilled his next attempt from 33 yards and then tied the program record and topped his previous career long with a 55-yard field goal. Boomer became just the second player in program history to convert on two field goals from 50 yards during the same game and the first to do it at the FBS level. With three seconds remaining in the game, Boomer completed a perfect day by splitting the uprights from 40 yards out to send the Knights home victorious.

Boomer accounted for 12 of UCF's 18 points in the game.

For his efforts, Boomer was named the Lou Groza Award 'Star of the Week' and the Big 12 Special Teams Player of the Week, becoming the first UCF student-athlete to garner a weekly award from the conference office.

HOME-FIELD ADVANTAGE

UCF's all-time record of 80-25 (.767) ranks in the top 15 in the nation for best win percentage in a current home stadium. The Knights earned win No. 80 against Villanova.

Since 2017, the Knights are 37-4 in home games at FBC Mortgage Stadium.

The Knights finished last season with a 5-2 home record and were undefeated at home in 2021, marking the seventh time in UCF's FBS era, the ninth overall, and the fourth time in the last five years.

UCF AT HOME

2017 (7-0)

W—Florida International (8-31-17)
W—Memphis
W—East Carolina
W—Austin Peay
W—Connecticut
W—#22 South Florida
W—#16 Memphis (AAC Championship)

2018 (8-0)

W—South Carolina State
W—Florida Atlantic
W—Pittsburgh
W—SMU
W—Temple
W—Navy
W—#19 Cincinnati
W—Memphis (AAC Championship)

2019 (6-0)

W—Florida A&M
W—Stanford
W—Connecticut
W—East Carolina
W—Houston
W—South Florida

2020 (2-2)

L—Tulsa (34-26, 10-3-20, ended 21-game home win streak)
W—Tulane
W—Temple
L—#7 Cincinnati (36-33, 11-21-20)

2021 (7-0)

W—Boise State
W—Bethune-Cookman
W—East Carolina

W—Memphis
W—Tulane
W—Connecticut
W—South Florida

2022 (5-2)

W—South Carolina State
L—Louisville, 20-14, 9-9-22, ended eight-game home win streak
W—Georgia Tech
W—SMU
W—Temple
W—#20 Cincinnati
L—Navy

2023 (2-1)

W—Kent State
W—Villanova
L—Baylor

SNAPPING THE STREAK

The Knights accomplished something no other team had accomplished since 2001 in the win at Boise State, as it was the first time in 22 years that Boise State lost their home opener.

One of the toughest venues in college football, the loss was only Boise State's 16 at home since 2000, which is the second-best winning percentage in the nation.

COMMITTED TO THE RUN

UCF rushed for 200 or more yards in nine of its 14 games last season and has picked up where it left off in 2023. The Knights currently own the nation's third rushing offense with 246.3 yards per game and have rushed for at least 200 yards in five games this season.

UCF ended the 2022 season ranked ninth nationally with 228.3 rushing yards per game and UCF's 389 rushing yards in week one against Kent State are the sixth most of any team this season.

SCORING FIRST

UCF scored first in seven games last season and the Knights were a perfect 7-0 when scoring first. This season, the Knights have scored first in four of its six games.

In three years under head coach Gus Malzahn, UCF is 17-4 when scoring first as the Black and Gold were 7-3 in 2021 when accomplishing the feat.

Malzahn's team has scored first in 21 of his 33 games as the Knights' head coach.

RECORD-BREAKING PERFORMANCE

Playing its first game as a member of the Big 12 Conference, UCF football put together a stellar debut in the season opener, as the Knights defeated Kent State in dominant fashion 56-6 in front of a packed FBC Mortgage Stadium.

UCF rushed for 389 yards on 46 carries to set the program record for yards per rush with 8.5, breaking the previous record of 8.3 set against Samford on Nov. 15, 1986.

300, 300

UCF rushed for 389 yards and passed for 334 yards in the season opener against Kent State, marking the first time the Knights have rushed and passed for 300 or more yards in the same game since a 62-0 victory against Florida A&M on Aug. 29, 2019.

OFFENSIVE OUTBURST

In his first game as UCF offensive coordinator, Darin Hinshaw's offense was firing on all cylinders as the Knights racked up 723 total yards. That mark is the second most by a team this season.

It marked the second consecutive season the Black and Gold have surpassed 700 total yards in a single game, as UCF compiled 737 yards in last season's 70-13 win against Temple.



CAREER STARTS

Offense

	2019	2020	2021	2022	2023	Total
OL Lokahi Pauole		8	13	14	6	41
OL Tylan Grable		11	6	14	6	37
--(2020-21 at Jacksonville State)						
OL Bula Schmidt	4		13	14	3	34
--(2019-21-22 at Fresno State)						
WR Corey Gammage	3	6	11	12		32
--(2019-20-21-22 at Marshall)						
QB John Rhys Plumlee	8	1		13	3	25
--(2019-20 at Ole Miss)						
WR Kobe Hudson			5	10	5	20
--(2021 at Auburn)						
TE Alec Holler				13	5	18
WR Javon Baker				13	5	18
OL Marcellus Marshall				12	6	18
--(2022 at Kent State)						
OL Ed Collins	3	10				13
QB Timmy McClain			9		3	12
--(2021 at South Florida)						
WR Trent Whittemore			8		2	10
--(2021 at Florida)						
RB Johnny Richardson			6	1	2	9
RB RJ Harvey				3	4	7
WR Xavier Townsend				1	5	6
TE Zach Marsh-Wojan				4		4
OL Drake Metcalf					3	3
OL Amari Kight					3	3
C Caden Kitler					2	2
WR Amari Johnson			2			2
OL Adrian Medley			1		1	2
WR Chauncey Magwood				1		1
--(2022 at Kentucky)						
RB Mark-Antony Richards			1			1
QB Xavier Williams				1		1
--(2022 at Charlotte)						
RB Demarcus Bowman					1	1
TE Randy Pittman Jr.					1	1

Defense

LB Jason Johnson	6	6	11	14	6	43
--(2019-20-21 at Eastern Illinois)						
DT Ricky Barber		12	10	14	4	40
--(2020-21 at Western Kentucky)						
CB Corey Thornton		10	6	11	6	33
SAF DeJordan Mask		9	10	9	5	33
--(at Texas State)						
DE Josh Celiscar		2	10	14	6	32
CB Decorian Patterson	1	8	4	13		26
--(2019-20-21-22 at Middle Tennessee)						
SAF Quadric Bullard			13	6	6	25
SAF Jireh Wilson		9	7	7	1	24
--(2020-21-22 at East Carolina)						
LB Walter Yates	10	2	3	3	5	23
--(2019-20-21 at Savannah State)						
DE Tre'mon Morris-Brash		4		13	6	23
DB Ja'Maric Morris			11	9		20
--(2021 at Georgia Military College, 2022 at Hutchinson Community College)						
DB Jarvis Ware		10		6		16
--(2019 at Missouri)						
CB Brandon Adams			6	4	6	16
DE Shaun Peterson				10		10
--(2022 at Florida International)						
LB Isaiah Paul		2	6			8
--(2019-20 at Incarnate Word)						
DT Lee Hunter					6	6
SAF Nikai Martinez					6	6
CB Fred Davis				3		3
--(2022 at Clemson)						
LB Rian Davis				2	1	3
--(2022 at Georgia)						
DT Matt Alexander					1	1
CB Demari Henderson				1		1
LB Kam Moore				1		1
DT John Walker					1	1

Consecutive Starts

LB Jason Johnson	43
OL Lokahi Pauole	33
DE Josh Celiscar	30
OL Tylan Grable	20
OL Marcellus Marshall	18
CB Corey Thornton	16

DOMINANT DEFENSE

UCF's defense held Kent State to just six points, the fewest allowed since Aug. 29, 2019, against Florida A&M. The victory marked the fewest points allowed during the Gus Malzahn era at UCF (previous was seven: Oct. 22, 2021 vs. Memphis and Oct. 30, 2021 versus Temple).

It also marked the first time under Malzahn that the Knights defense held their opponent from scoring a touchdown. The UCF defense held Kent State to just one red zone attempt, 94 rushing yards and 145 yards passing.

First-year defensive coordinator Addison Williams kept the Kent State offense off balance throughout the night, as the Golden Flashes only had three drives result in more than 40 yards.

FIRST TAKEAWAY

Transfer DeJordan Mask recorded the Knights' first turnover of the 2023 season, as the fifth year undercut a deep pass down the sideline and made a great leaping grab for his fifth career interception.

STRONG SEASON DEBUTS

In his first career start, defensive tackle Lee Hunter recorded one of the best games of his career as he led the Knights with eight tackles against Kent State, including five solo stops, a sack and a tackle for loss. The Mobile, Alabama, native also notched a quarterback hurry.

Similarly, senior defensive end and captain Josh Celiscar put together one of his best performances with a career-high seven tackles and 1.5 tackles for loss.

SPREADING THE WEALTH

Five Knights recorded a rushing touchdown in the season-opening win (John Rhys Plumlee, RJ Harvey, Demarcus Bowman, Jordan McDonald, and Mark-Antony Richards). It marked the first time five Knights rushed for touchdowns since Sept. 7, 2019, at FAU (Greg McCrae, Bentavious Thompson, Otis Anderson, Adrian Killins, and Dillon Gabriel).

BALANCED DISTRIBUTION

Ten different UCF players caught a pass in the Kent State game and 13 different players were targeted in the passing game. Xavier Townsend's 81 receiving yards led the Knights, the first performance in his career leading the Knights receiving core. His first-quarter receiving touchdown was the first of his career and his 81 receiving yards bested his previous personal best (53 yards) at Florida Atlantic on Sept. 17, 2022.

THE STANDARD IS THE STANDARD

As UCF football embarked on its first season in the Big 12 Conference, third-year head coach Gus Malzahn has continued to express to the program that "The Standard Is The Standard." Malzahn has told his team that despite making the transition to a new league, the goal remains the same and that is to compete for championships.

Malzahn's squad is aware that it will have to earn everything as a member of a Power 5 Conference and that winning a championship is hard, but that remains the goal of the program.

KEEP AN EYE ON...

Seven UCF student-athletes have appeared on a preseason watch list in advance of the start of the 2023 season. Below is a comprehensive list:

- QB John Rhys Plumlee (Maxwell Award, Walter Camp Award, Davey O'Brien Award, Manning Award)
- RB RJ Harvey (Doak Walker Award)
- WR Corey Gammage (Biletnikoff Award)
- OL Lokahi Pauole (Outland Trophy, Polynesian Player of the Year Award)
- LB Jason Johnson (Bednarik Award, Butkus Award, Bronko Nagurski Trophy)
- P Mitch McCarthy (Ray Guy Award)
- K Colton Boomer (Lou Groza Award)

NEW COORDINATORS, NEW COACHES

UCF enters the 2023 season with new coordinators on both sides of the football, as Addison Williams was promoted to defensive coordinator in December 2022 and former Knights standout and assistant coach Darin Hinshaw was tabbed offensive coordinator in January 2023.

Williams, in his third season with UCF, has helped the Knights turn what once was a youthful secondary into one of the most improved and productive units on the roster.

Veteran Knight cornerbacks Corey Thornton (26 career starts) and Brandon Adams played a noteworthy role in UCF standing third in the American Athletic Conference in team pass efficiency defense in 2022. That duo also helped UCF rank fifth nationally in red-zone defense.

"Addison is a rising star in the coaching profession," said Malzahn. "He is not only a great coach, but a super person. I'm excited to have him running our defense."

A native of Punta Gorda, Florida, Hinshaw has served as an offensive coordinator in four different conferences during his 23-year coaching tenure. His offenses have set numerous school records, helped win conference championships, earned 10-win seasons and garnered several all-conference and All-America honors.

Hinshaw's offenses have finished among the nation's top 10 in passing, rushing and total offense.

"We're excited to bring one of our own back home," said Malzahn. "He's a proven offensive coordinator and quarterbacks coach that has guided some of the nation's top offenses in both passing and rushing. As a former quarterback here, Darin loves UCF, this football program and will do a great job running our offense and working with the quarterbacks."

Additionally, Ernie Sims was hired as linebackers coach in December 2022 and Kam Martin was tabbed running backs coach in March 2023.

LEADING THE CHARGE

Quarterback John Rhys Plumlee, offensive lineman Lokahi Pauole, tight end Alec Holler, defensive lineman Josh Celiscar, linebacker Jason Johnson and defensive tackle Ricky Barber have been selected captains of the 2023 UCF football quad by vote of their teammates. Celiscar was also a captain during the 2022 season as well.

SENIOR BOWL WATCH LIST

Eight UCF football standouts—quarterback John Rhys Plumlee, offensive tackle Tylan Grable, wide receiver Javon Baker, defensive ends Tre'mon Morris-Brash, Josh Celiscar and Shaun Peterson Jr., defensive tackle Ricky Barber and defensive back Decorian Patterson —have been named to the watch list for the 2024 Reese's Senior Bowl all-star game (Feb. 3, 2024, in Mobile, Alabama).

HIGHEST OF THE NEWCOMERS

UCF was picked to finish eighth in the 2023 Big 12 Conference Preseason Poll by the media, which was the highest of the four newcomers. BYU was picked 11th in the poll, while Houston and Cincinnati were 12th and 13th, respectively.

Texas was picked to win the league in 2023.

2023 Big 12 Football Media Preseason Poll

1. Texas (41), 886
2. Kansas State (14), 858
3. Oklahoma (4), 758
4. Texas Tech (4), 729
5. TCU (3), 727
6. Baylor, 572
7. Oklahoma State (1), 470
8. UCF, 463
9. Kansas, 461
10. Iowa State, 334
11. BYU, 318
12. Houston, 215
13. Cincinnati, 202
14. West Virginia, 129

First-place votes in parenthesis.

UCF FOOTBALL ON RADIO

Longtime UCF radio play-by-play veteran Marc Daniels is in his 29th season in that role in 2023. He's also UCF's director of broadcasting. Analyst Gary Parris (a former Florida State player) is in his 28th season in that position. They are joined by Scott Adams (pre-game host and sideline reporter—in his 22nd season) and Frank Lovre (engineer, in his 32nd season).

Pre-game coverage begins two hours before kickoff and features a preview of the game with interviews from UCF players and coaches—including coach Gus Malzahn and athletics director Terry Mohajir. All games and radio shows can be heard on 96.9FM/740AM—and UCF fans can access all broadcasts from anywhere with the iHeart app (search for 96.9 The Game).

UCF KNIGHT TALK RETURNS IN 2023

UCF Knight Talk presented by Mellow Mushroom is set for the 2023 UCF football season.

The show debuted on Tuesday (Aug. 29) and will be held the week of each UCF game this season. The Mellow Mushroom location is 11680 East Colonial Drive in Orlando (407-384-4455).

Hosted by voice of the Knights Marc Daniels, UCF Knight Talk gives fans an opportunity to hear from UCF head football coach Gus Malzahn and other guests, including Knight players, each week leading up to game day. Knight Talk will take place on Thursdays during most normal Saturday game weeks—beginning two days prior to the Aug. 31 UCF opener against Kent State at FBC Mortgage Stadium.

UCF Knight Talk airs live from 7-8 p.m. ET on FM 96.9/AM 740 The Game and the iHeart Radio app each week. Click here to listen live.

MELLOW MUSHROOM ORLANDO—THE STORY

The outside of the restaurant is navy blue with white trim. A statue of our Dude character stands ready to greet guests who arrive. Inside the building, the décor celebrates UCF—the largest public university in the nation. Guests dine among school colors of black and gold—and university images. The school mascot, the Pegasus, is the centerpiece of a vibrant mural by the door. A large patio is adorned with luscious green foliage and large ferns—and the American flag and UCF flag are always flying.

2023 Schedule:

- Thursday, Oct. 19 (prior to Oct. 21 at Oklahoma)
- Thursday, Oct. 26 (prior to Oct. 28 vs. West Virginia)
- Thursday, Nov. 2 (prior to Nov. 4 at Cincinnati)
- Thursday, Nov. 9 (prior to Nov. 11 vs. Oklahoma State)
- Wednesday, Nov. 15 (prior to Nov. 18 at Texas Tech)
- Monday, Nov. 20 (prior to Nov. 25 vs. Houston)

UCF'S FBC MORTGAGE STADIUM MAKES MAJOR ENHANCEMENTS IN LIGHTING, CONNECTIVITY

State-of-the-art lighting and connectivity improvements are the latest enhancements to UCF's FBC Mortgage Stadium.

The new lighting system features a retrofit of the previous metal halide system to a full LED system. The installation meets NCAA championship-level play standards for both vertical and horizontal light levels and uniformities.

The system will significantly improve lighting for both the in-stadium and television fan experience as the number of light fixtures has increased by almost 50%. It gives UCF the ability to use a Dynamic Scene Control System with color and flickering lights to enhance the gameday show. Also added is egress lighting for the exterior of the stadium.

"Our fans will see an enhanced in-stadium experience and our broadcasts on ESPN and Fox networks will be championship quality based on the LED additions," says Terry Mohajir, UCF vice president and director of athletics.

The connectivity improvements feature the addition of MatSing lens antennas at FBC Mortgage Stadium, providing the most advanced cellular signal distribution antenna system, especially for a high-density environment.

The system is the same as those at AT&T Stadium in Texas, Allegiant Stadium in Las Vegas, Raymond James Stadium and Amalie Arena in Tampa and Hard Rock Stadium in Miami.

Each antenna pod contains 50 individual concentrated antennas to provide coverage to each segment of the stadium, accounting for a more efficient and effective distribution of wi-fi signal.

AT&T is the installer—and additional carriers are expected at a future date.

The lighting and connectivity work has begun and will continue through July at FBC Mortgage Stadium.



UCF AND THE TRANSFER PORTAL

Here are new additions to the UCF 2023 roster, all coming from the transfer portal since the end of the '22 season:

- 7 *DB Fred Davis (from Clemson)--#2 CB
 - 17 LB Rian Davis (Georgia)--#2 Mike LB (9 tackles--5 vs. Kent State, 4 vs. Kansas, 1st start at UCF vs. Kansas)
 - 4 WR Corey Gammage (Marshall)
 - 78 *OL Amari Kight (Alabama)--#1 OT (made first career starts at RT vs. Kansas State, Baylor and Kansas)
 - 41 *LS Gage King (Arizona State)--#1 Long Snapper
 - 11 *WR Chauncey Magwood (Kentucky)--3 catches for 27 vs. Villanova
 - 72 *OL Marcellus Marshall (Kent State)--#1 OT (started at LG vs. Kansas State, Baylor and Kansas)
 - 13 *DB DeJordan Mask (Texas State)--#1 Star (2 tackles, 1 INT vs. Kent State; 1 vs. Boise State; DNP vs. Villanova; 4 tackles vs. Kansas State)
 - 60 OL Drake Metcalf (Stanford)--#1 C (DNP vs. Kansas State, Baylor or Kansas)
 - 18 *DB Ja'Maric Morris (Hutchinson)
 - 11 CB Decorian Patterson (Middle Tennessee State)--#2 CB (1 tackle vs. Villanova, 1 vs. Baylor)
 - 12 DL Shaun Peterson (Florida International)--#2 Buck (1 tackle vs. Kent State)
 - 15 LB Isaiah Paul (Incarnate Word)--#2 Will LB
 - 80 *WR Trent Whittemore (Florida)--#2 WR (started vs. Kent State and Baylor)
 - 8 QB Xavier Williams (Charlotte)
 - 9 *DB Jireh Wilson (East Carolina)--#2 SAF (13 tackles in '23: 4 vs. Kent State, 2 vs. Kansas State, 3 vs. Baylor)
 - 54 *OL Bula Schmidt (Fresno State)--#1 LG (DNP vs. Villanova or Kansas State, started at C vs. Kansas)
- *enrolled at UCF in January and participated in 2023 spring drills

These are some other impact players for the Knights who played at other programs before transferring previously to UCF:

- 1 WR Javon Baker (Alabama)--#1 WR (21 for 417, 2 TD in '23: 4 for 59 vs. Kent State; 4 for 73 vs. Boise State; 5 for 77, 1 TD vs. Villanova; 1 for 10 vs. Kansas State; 3 for 113, 1 TD vs. Baylor, 4 for 85 vs. Kansas)
- 5 DL Ricky Barber (Western Kentucky)--#1 DT (7 tackles in '23: 1 sack vs. Kent State, 1 tackle/1 PBU vs. Boise State, DNP vs. Villanova or Kansas)
- 23 RB Demarcus Bowman (Florida)--reserve RB (10 for 62 in '23: 8 for 46, 1 TD vs. Kent State)
- 71 OL Tylan Grable (Jacksonville State)--#1 LT
- 18 WR Jaylon Griffin (Kilgore College)--#2 WR (1 for 8 vs. Kent State; 3 for 50, 1 TD vs. Villanova)
- 7 RB RJ Harvey (Virginia)--#1 RB (#1 rusher in '23 with 89 for 511, 6 TDs; 8 rec. for 172, 1 TD: 10 for 84, 1 TD plus 1 rec. for 50, 1 TD vs. Kent State; 15 for 70, 1 TD rushing, 2 rec. for 34 vs. Boise State; 14 for 85, 2 TDs, 2 rec. for 16 vs. Villanova; 13 for 44, 1 TD, 2 rec. for 56, 1 TD vs. Kansas State; 21 for 95, 1 rec. for 16 vs. Baylor; 16 for 133, 1 TD vs. Kansas)
- 2 WR Kobe Hudson (Auburn)--#1 WR (top receiver in '23 with 22 for 473, 2 TDs: 4 for 44 vs. Kent State; career-best 5 for 134 vs. Boise State; 6 for career-best 147 vs. Villanova; 5 for 138, 2 TDs vs. Kansas State; first UCF receiver since 2020 with three straight 100-yard games; 1 for 5 vs. Baylor; 1 for 5 vs. Kansas)
- 2 DL Lee Hunter (Auburn)--#1 DT (34 tackles in '23: team-leading 8 vs. Kent State in 1st career start, 4 vs. Boise State, 5 vs. Villanova, 6 vs. Kansas State, career-high 9 vs. Baylor)
- 0 LB Jason Johnson (Eastern Illinois)--#1 Will LB (team-leading 52 tackles in '23: 3 vs. Kent State, team-high 8 vs. Boise State, team-high-tying 6 vs. Villanova; team-high 12 vs. Kansas State; career-high-tying 15 vs. Baylor; team-high 8 vs. Kansas)
- 55 OL Cameron Kinnie (Georgia)--#2 RG
- 9 QB Timmy McClain (South Florida)--#2 QB (62/97/2/1008/2 in '23, rushing 39/102/1; 3/5/53 passing, 2/21 rushing vs. Kent State; started vs. Villanova: 20/28/321, 2 TDs passing, ran 9/44; started vs. Kansas State: 14/24/1/264/3 TDs passing, ran 12/15; started vs. Baylor: 13/25/1/234, 2 TDs passing; 6/17, 1 TD rushing; 12/15/136/2 and ran 10/5 off bench vs. Kansas)
- 85 TE Zach Marsh-Wojan (Sacramento City)--#2 TE
- 10 QB John Rhys Plumlee (Ole Miss)--#1 QB (41/64/4/586/3 in '23 plus 19/163/1 running; 22/30/281/3 TDs passing, 8/90/1 TD rush vs. Kent State, 16/24/272 passing, 11/73 rush vs. Boise State; DNP vs. Villanova, Kansas State, Baylor; started vs. Kansas: 3/7/33)
- 6 RB Mark-Antony Richards (Auburn)--(1 rushing TD vs. Kent State)
- 27 LB Walter Yates III (Savannah State)--#1 Mike LB (25 tackles in '23: 7 vs. Kent State, 6 vs. Boise State, 3 vs. Villanova, 4 vs. Kansas State, 5 vs. Baylor, DNP vs. Kansas)

Bold indicates players who have started at least one game for UCF so far in 2023



Defensive tackle Lee Hunter (2) and linebacker Rian Davis (17)

KNIGHTS IN THE NFL

The 2023 NFL season kicked off on Thursday, Sept. 7 with a matchup between the reigning Super Bowl Champions, the Kansas City Chiefs, and the Detroit Lions. Last season, former Knight Jordan Franks won a ring with the Chiefs.

Buffalo Bills' fourth-year wide receiver Gabriel Davis became a first-time captain this season. He is coming off a stellar 2022 campaign in which he recorded a career-high 836 receiving yards and seven touchdowns. Davis, who is known as "Big Game Gabe", has shined when the lights are the brightest. In seven career playoff games, Davis has recorded 22 receptions for 474 yards, with six touchdowns. Davis's best performance came against the Chiefs in the 2022 divisional round, where he recorded eight receptions for 201 yards, with four receiving touchdowns (an NFL playoff record).

UCF Hall of Famer Latavius Murray will join Gabriel Davis as a member of the Bills this season. Murray, who is entering his 10th season, has 57 career touchdowns, with 8,167 all-purpose yards. Murray spent last season with the New Orleans Saints and Denver Broncos and was selected to the Pro Bowl in 2015.

The Cleveland Browns feature three former Knights on their roster: tight end Jordan Akins, defensive tackle Trysten Hill, and long snapper Charley Hughlett. Akins, a 2018 third-round pick by the Houston Texans, played in 15 games for the Texans last season, and recorded a career-high in both yards (495) and touchdowns (5). Hill, a 2019 second-round pick by the Dallas Cowboys, appeared in seven games for Dallas and six games for the Arizona Cardinals last year. Hughlett is entering his ninth season as the Browns' long snapper.

Fellow long snapper Alex Ward made the 53-man roster for the Los Angeles Rams. Ward, who spent six total seasons with the Knights, achieved numerous accomplishments on and off the field, which included being named a 2022 second team All-America long snapper. Currently, Ward is the only rookie undrafted free agent on the Rams' 53-man roster.

Two other UCF rookies made NFL practice squads. Cornerback Divaad "Newt" Wilson, who led the Knights in interceptions last season, made the Cardinals' practice squad, while the New York Jets signed offensive tackle Ryan Swoboda to their practice squad.

Entering his sixth season with the New Orleans Saints, Tre'Quan Smith will look to add to his solid NFL career in which the wide receiver has tallied 18 career touchdowns and 1,764 career receiving yards. He's posted season-highs of five touchdowns (twice) and 448 receiving yards during his time with New Orleans.

After playing with both Seattle and Jacksonville, former UCF cornerback and 2019 Pro Bowl selection Shaquill Griffin makes his way Houston where he will start his seventh NFL season with the Texans. Griffin has six career NFL interceptions and 327 tackles under his belt. Fellow cornerback Mike Hughes enters his sixth NFL season and his first with Atlanta in 2023 (three career interceptions, 178 tackles), while safety Richie Grant is also on the Falcons as he's back for his third year in Atlanta after racking up 70 tackles and a pair of interceptions last season. Wide receiver Brandon Johnson is back for his second season with the Denver Broncos after catching a touchdown and racking up 42 yards on six catches during his rookie campaign last year. After missing 2022 with an injury, 2022 sixth-round pick of the 49ers Kalia Davis will look to have a strong season in San Francisco this fall.

The veteran of the group is once again kicker Matt Prater. The former standout Knight kicker from 2002-2005 enters his 17th NFL season and third with the Arizona Cardinals. Prater is an All-Pro and two-time Pro Bowl selection who holds the NFL record for most 50-plus yard field goals with 70 and the most extra points in one season with 75.

Three former UCF players in Tay Gowan (CB, Minnesota Vikings, 3rd NFL Season), Aaron Robinson (CB, New York Giants, 3rd NFL Season) and Tre Nixon (WR, New England Patriots, 3rd NFL Season) will begin on the PUP list, while Jacob Harris (WR, Jacksonville Jaguars, 3rd NFL Season), Justin McCray (OL, Carolina Panthers, 7th NFL Season), Matthew Wright (K, San Francisco 49ers, 4th Season) and Swoboda (OT, New York Jets, Rookie) will open on the practice squad.

With 21 current players on NFL rosters, UCF ranks fifth in the Big 12 Conference in that department this season. Oklahoma leads the way with 39 former players on NFL rosters, while Texas follows with 35, TCU 26 and Cincinnati 25. UCF will enter the season ahead of nine fellow Big 12 schools in Houston (20), Oklahoma State (20), Baylor (18), BYU (18), Kansas State (17), Texas Tech (15), Iowa State (11), West Virginia (14) and Kansas (6). In all, the Big 12 will open the 2023 NFL season with 195 former players in the NFL (active or reserve).

2023 UCF NFL Players

Jordan Akins, TE (Cleveland Browns)
Gabe Davis, WR (Buffalo Bills)
Kalia Davis, DT (San Francisco 49ers)
Tay Gowan, CB+ (Minnesota Vikings)
Richie Grant, S (Atlanta Falcons)
Shaquill Griffin, CB (Houston Texans)
Jacob Harris, WR^ (Jacksonville Jaguars)
Trysten Hill, DT^ (Cleveland Browns)
Mike Hughes, CB (Atlanta Falcons)
Charley Hughlett, LS (Cleveland Browns)
Brandon Johnson, WR (Denver Broncos)
Justin McCray, OL^ (Carolina Panthers)
Latavius Murray, RB (Buffalo Bills)
Tre Nixon, WR+ (New England Patriots)
Matt Prater, K (Arizona Cardinals)
Aaron Robinson, CB+ (New York Giants)
Tre'Quan Smith, WR (New Orleans Saints)
Ryan Swoboda, OT^ (New York Jets)
Alex Ward, LS (Los Angeles Rams)
Divaad Wilson, CB^ (Arizona Cardinals)
Matthew Wright, K^ (San Francisco 49ers)

+ Indicates on Reserve or PUP

^ Denotes on Practice Squad



Buffalo Bills Wide Receiver Gabe Davis



UCF KNIGHTS

UCF President **ALEXANDER N. CARTWRIGHT**

Vice President & Director of Athletics **TERRY MOHAJIR**

1963

University
Founded

68K+

Current
Students

18K+

Graduate
Every Year

44,206

FBC Mortgage Stadium
Seating Capacity



**UCF
ALUMNI**

FL, GA, NC, TX, CA
TOP STATES
WHERE UCF
ALUMNI LIVE

368,430

Living Alumni

183,905

Alumni Living in Central FL.

2ND-LARGEST LIVING ALUMNI BASE IN BIG 12
(ONLY BEHIND TEXAS)

WILL EXCEED OVER 500K LIVING ALUMNI IN THE NEXT SEVEN YEARS


◆ ◆ ◆ ◆ SPACEU ◆ ◆ ◆ ◆

UCF was founded with the mission of providing personnel to support the growing U.S. Space Program at Cape Canaveral, Florida.

29% of Kennedy Space Center employees are UCF Alumni.

UCF pays homage to its roots with an annual Space Game (started in 2017).


The 50-yard line of FBC Mortgage Stadium is on the exact latitude as Launch Complex 39A, NASA's most historic launch pad, 31 miles east.



THREE NY6
BOWL
APPEARANCES
IN THE LAST
NINE YEARS



UCF IS THE
YOUNGEST UNIVERSITY
IN THE POWER FIVE



EST. 1800s 1900s

MALZAHN VS. OPPONENTS

Alabama	3-5	Middle Tennessee.....	1-0
Alabama A&M	1-0	Minnesota	0-1
Alabama State	1-0	Ole Miss.....	7-1
Alcorn State	1-0	Mississippi State	5-3
Arkansas	7-1	Missouri.....	2-0
Arkansas State	2-0	Navy.....	0-2
Baylor	0-1	Nebraska.....	0-1
Bethune-Cookman	1-0	North Texas.....	1-0
Boise State	2-0	Oklahoma	0-1
Cincinnati.....	1-1	Oregon.....	1-1
Clemson.....	0-2	Purdue.....	1-0
Duke	0-1	Samford	2-0
East Carolina	1-1	San Jose State	2-0
Florida	1-1	South Alabama	1-0
Florida Atlantic	2-0	South Carolina	1-1
Florida International.....	1-0	South Carolina State	1-0
Florida State	0-1	SMU	1-1
Georgia.....	2-7	Southern Miss	1-0
Georgia Southern	1-0	South Florida	2-0
Georgia Tech.....	1-0	Temple.....	2-0
Idaho	1-0	Tennessee.....	2-1
Jacksonville State.....	1-0	Texas A&M.....	5-3
Kansas.....	0-1	Troy.....	1-0
Kansas State	1-1	Tulane.....	3-1
Kent State	2-0	UCF	0-1
Kentucky.....	2-0	UConn.....	1-0
Liberty	1-0	Vanderbilt	1-0
LSU.....	3-5	Villanova.....	1-0
Louisiana	1-0	Washington	1-0
ULM	3-0	Washington State	1-0
Louisiana Tech	1-0	Western Carolina	1-0
Louisville.....	1-2	Western Kentucky	0-1
Memphis	3-0	Wisconsin	0-1
Mercer.....	1-0		

MEDIA POLICIES

INTERVIEW POLICY

All interviews must be coordinated through the UCF Athletics strategic communications office. Please do not attempt to contact players, coaches or other team personnel directly by any means of communication, including personal phone numbers, email and social media accounts.

CLOSED PRACTICES

Practices are not open to the media during the season.

MEDIA AVAILABILITIES

The UCF football team will hold a Monday press conference with head coach Gus Malzahn and two players each week at 11:30 a.m. in the Steve and Brenda Sloan Media Room at FBC Mortgage Stadium.

POSTGAME INTERVIEWS

Coach Malzahn and selected student-athletes will meet the media following the game in the Steve and Brenda Sloan media room for home games and will use a designated location for road games. UCF's locker room is closed to the media.

COLLEGE PRESSBOX.COM

Collegepressbox is the official media website for Division I football. Access and download game notes, quotes, statistics, media guides, headshots, logos and more for all FBS schools, conferences, postseason games, awards and the College Football Playoff. For access, please register for an account at collegepressbox.com/register. And please follow us on social media.

ATTENDANCE NOTES

Milestone Attendance Marks

• Including an exhibition game against Team Moscow in 1992, a total of **6,337,838** have attended UCF home games since 1979.

• Including all games, home, away, neutral and exhibition, since 1979 a total of **12,842,361** have watched the Knights play in person.

• Since opening FBC Mortgage in 2007, a total of **3,529,280** fans have attended UCF home football games.

Largest Home Crowds in UCF History

Opponent (Year)	Attendance
1. Tulsa (2005 - C-USA Champ.)	51,978
2. Virginia Tech (2000)	50,220
3. Miami (2009)	48,453
4. Cincinnati (2018)	47,795
5. South Carolina (2013)	47,605
6. South Florida (2017)	47,129
7. South Florida (2008)	46,805
8. South Florida (2006)	46,708
9. Marshall (2007)	46,103
10. South Florida (2013)	45,952

UCF played at the Florida Citrus Bowl from 1979-06 until FBC Mortgage Stadium opened in 2007.

Largest Away Crowds in UCF History

Opponent (Year)	Attendance
1. Michigan (2016)	109,295
2. Ohio State (2012)	104,745
3. Penn State (2002)	103,029
4. Penn State (2004)	101,715
5. Texas (2009)	101,003
6. Penn State (2013)	92,855
7. Florida (2006)	90,210
8. Georgia (1999)	86,117
9. Florida (1999)	85,346
10. Alabama (2000)	83,818

UCF SELLS OUT SEASON TICKET ALLOTMENT AGAIN IN 2023

UCF sold out its allotment of home football season tickets in 2023 for the fourth time in five years (also in 2019, 2021 and 2022). Meanwhile, the Knights are coming off a handful of their highest season attendance averages in school history:

--Both in 2007 (the year FBC Mortgage Stadium opened—then known as Bright House Networks Stadium) and again in 2018 (when UCF finished 8-0 at home) the Knights averaged a season-record 44,018 spectators for each game in a facility that officially seats 44,206.

--In 2019 UCF again was unbeaten at home (at 6-0) while averaging 43,788 fans per game (third-highest season average).

--Then in Gus Malzahn's first season at UCF in 2021, the Knights did not lose any of their seven home games while averaging 40,427 fans per contest (fifth-highest mark all-time).

--UCF's first two home games in 2022 averaged 44,111, just less than 100 below capacity.

--The single-game high-water mark in 2018 came when 47,795 fans viewed UCF's victory over 19th-ranked Cincinnati on a weekend when ESPN Game Day came to UCF for the first time. That number is the second-highest single-game figure for Spectrum Stadium (48,453 fans watched the 2009 home game against Miami).

Since it opened in 2007 the Knights' home stadium has added a premium chair-back seating and club area, the Carl Black and Gold Cabana, on the east side of the field and a similar Stadium Club on the west side, also including chair-back seats and premium amenities. The Carl Black and Gold Cabana area expanded in 2019 with the addition of approximately 900 more gold chair-back seats. Other major premium additions were field cabanas in the south end zone in 2017 and then in the north end zone in 2018—and loge cabanas on the south side in 2018 and north side for 2019.

RECORD AT FBC MORTGAGE STADIUM

OVERALL	80-25
CONFERENCE	50-15
POSTSEASON	3-0
Outscored Opponents	3,273-1,853

GAMES (without 1992 exhibition game)

1	9/22/79	at St. Leo	W	21-0
100	10/8/88	New Haven	L	23-31
200	9/27/97	at Auburn	L	14-41
250	11/24/01	Louisiana-Lafayette	W	31-0
300	9/9/06	at Florida	L	0-42
350	9/4/10	South Dakota	W	38-7
400	11/29/13	S. Florida	W	23-20
450	11/18/17	at Temple	W	45-19
500	11/20/21	UConn	W	49-17
502	12/23/21	vs. Florida	W	29-17

HOME WINS

1	9/22/79	Fort Benning	7-6
100	10/26/02	Akron	28-17
184	11/26/21	South Florida	17-13

AWAY WINS (does not include neutral-sites)

1	9/22/79	at St. Leo	21-0
50	10/24/09	at Rice	49-7
89	10/30/21	at Temple	49-7

FOOTBALL BOWL SUBDIVISION ERA GAMES

1	8/29/96	William & Mary	W	39-33
100	11/13/04	at Ball State	L	17-21
300	10/24/20	Tulane	W	51-34
318	12/23/21	vs. Florida	W	29-17

FOOTBALL BOWL SUBDIVISION ERA WINS

1	8/29/96	William & Mary	39-33
50	10/21/05	Tulane	34-24
100	10/13/12	Southern Miss	38-31 (2OT)
150	9/29/18	Pittsburgh	45-14
183	12/23/21	vs. Florida	29-17

HONORS AND AWARDS**WR Javon Baker**

Senior Bowl Watch List
 Lindy's second-team preseason All-Big 12
 Phil Steele second-team preseason All-Big 12
 College Football Network second-team preseason All-Big 12
 Pro Football Focus third-team preseason All-Big 12

DT Ricky Barber

Senior Bowl Watch List
 Lindy's second-team preseason All-Big 12
 Athlon third-team preseason All-Big 12
 Phil Steele third-team preseason All-Big 12
 Pro Football Focus third-team preseason All-Big 12

K Colton Boomer

Big 12 Special Teams Player of Week (vs. Boise State)
 Lou Groza Award Star of the Week (vs. Boise State)
 Lou Groza Award Watch List (by Palm Beach Sports Commission to top kicker)
 Lindy's second team preseason All-Big 12
 College Football Network second-team preseason All-Big 12
 Athlon third team preseason All-Big 12
 Phil Steele third-team preseason All-Big 12

DE Josh Celiscar

Senior Bowl Watch List

LB Rian Davis

Phil Steele second-team preseason All-Big 12

WR Corey Gammage

Fred Biletnikoff Award Watch List (by Tallahassee QB Club Foundation to outstanding receiver)

OL Tylan Grable

Senior Bowl Watch List
 Lindy's third-team preseason All-Big 12

RB RJ Harvey

Doak Walker Award Watch List (by PwC SMU Athletic Forum to premier running back)
 Lindy's third-team preseason All-Big 12
 Phil Steele fourth-team preseason All-Big 12
 College Football Network honorable mention preseason All-Big 12

LB Jason Johnson

William V. Campbell Trophy nominee (by National Football Foundation to nation's top scholar-athlete)
 Bronko Nagurski Trophy Watch List (by FWAA to outstanding defensive player)
 Butkus Award Watch List (by Butkus Foundation to nation's best linebacker)
 Chuck Bednarik Award Watch List (by Maxwell Football Club to defensive player of the year)
 Lindy's first-team preseason All-Big 12
 Phil Steele first-team preseason All-Big 12
 Pro Football Focus first-team preseason All-Big 12
 Athlon third-team preseason All-Big 12
 College Football Network third-team preseason All-Big 12

P Mitch McCarthy

Ray Guy Award Watch List (by Augusta Sports Council to punter of the year)

DB Nikai Martinez

College Football Network third-team preseason All-Big 12 (as special-teamer)

DL Tre'mon Morris-Brash

Senior Bowl Watch List
 Lindy's first-team preseason All-Big 12
 Phil Steele third-team preseason All-Big 12
 Pro Football Focus third-team preseason All-Big 12

CB Decorian Patterson

Senior Bowl Watch List
 College Football Network second-team preseason All-Big 12
 Phil Steele fourth-team preseason All-Big 12

DE Shaun Peterson

Senior Bowl Watch List

OL Lokahi Pauole

Outland Trophy Watch List (by FWAA to top interior lineman)
 Polynesian Player of the Year Watch List
 Phil Steele's second-team preseason All-Big 12
 Pro Football Focus second-team preseason All-Big 12
 College Football Network honorable mention preseason All-Big 12

QB John Rhys Plumlee

Maxwell Award Watch List (by Maxwell Football Club to player of the year)
 Davey O'Brien Award Watch List (by Davey O'Brien Foundation to nation's best quarterback)
 Manning Award Watch List (by Allstate Sugar Bowl to nation's top quarterback)
 Senior Bowl Watch List

CB Corey Thornton

Pro Football Focus third-team preseason All-Big 12

PR Xavier Townsend

Athlon second team preseason All-Big 12 (as punt returner)
 Phil Steele second team preseason All-Big 12 (as punt returner)
 College Football Network second-team preseason All-Big 12 (as punt returner)

2023 UCF ROSTER

No.	Name	Pos.	Ht.	Wt.	Year	Hometown/High School (Previous School)
0	Johnny Richardson	RB	5-7	170	Sr.	Lake Wales, Fla./Lake Wales
0	Jason Johnson	LB	6-2	235	5th	Matteson, Ill./Rich Central (Eastern Illinois)
1	Javon Baker	WR	6-1	208	Sr.	Atlanta, Ga./McEachern (Alabama)
1	Ja'Cari Henderson	DB	6-0	165	r-Fr.	Sanford, Fla./Seminole
2	Kobe Hudson	WR	6-1	200	Sr.	Pine Mountain, Ga./Troup County (Auburn)
2	Lee Hunter	DT	6-4	320	r-So.	Mobile, Ala./Blount (Auburn)
3	Xavier Townsend	WR	5-11	185	So.	Tampa, Fla./Berkeley Prep
3	Tre'mon Morris-Brash	DE	6-2	245	5th	Richmond, Va./St. John's College HS
4	Braeden Marshall	DB	5-10	175	Fr.	Lake Mary, Fla./Lake Mary
4	Corey Gammage	WR	6-4	220	r-Sr.	Delray Beach, Fla./Atlantic (Marshall)
5	Ricky Barber	DL	6-3	295	r-Sr.	Louisville, Ky./Doss (Western Kentucky)
5	Jordan McDonald	RB	6-1	220	So.	Alpharetta, Ga./Milton
6	Mark-Antony Richards	RB	6-1	215	r-Sr.	Wellington, Fla./Wellington (Auburn)
6	Isaiah Nixon	DL	6-4	215	Fr.	St. Petersburg, Fla./Lakewood
7	RJ Harvey	RB	5-8	195	r-Sr.	Orlando, Fla./Edgewater (Virginia)
7	Fred Davis	DB	6-1	190	Sr.	Jacksonville, Fla./Trinity Christian (Clemson)
8	Xavier Williams	QB	6-2	200	r-So.	McDonough, Ga./Colquitt County (Charlotte)
8	Demari Henderson	DB	6-0	160	r-Fr.	Sanford, Fla./Seminole
9	Timmy McClain	QB	6-1	196	r-Fr.	Sanford, Fla./Seminole (South Florida)
9	Jireh Wilson	DB	6-3	219	5th	Jacksonville, N.C./Northside (East Carolina)
10	John Rhys Plumlee	QB	6-0	200	5th	Hattiesburg, Miss./Oak Grove (Ole Miss)
10	Quadric Bullard	DB	6-0	170	Sr.	Dania Beach, Fla./Chaminade-Madonna
11	Chauncey Magwood	WR	6-0	187	r-So.	Leesburg, Ga./Lee County (Kentucky)
11	Decorian Patterson	DB	6-0	193	r-Sr.	Ocala, Fla./Leesburg (Middle Tennessee)
12	Dylan Rizk	QB	6-2	205	Fr.	Fort Lauderdale, Fla./Cardinal Gibbons
12	Shaun Peterson Jr.	LB	6-3	240	r-Sr.	Fort Lauderdale, Fla./Nova (FIU)
13	Randy Pittman Jr.	TE	6-2	225	Fr.	Lynn Haven, Fla./Mosley
13	DeJordan Mask	DB	6-1	180	5th	Texarkana, Ark./Arkansas (Texas State)
14	Corey Thornton	DB	6-1	190	Sr.	Miami, Fla./Booker T. Washington
14	Gunnar Smith	QB	6-4	205	r-Fr.	Lake Mary, Fla./Lake Mary (South Florida)
15	Tyree Patterson	WR	6-2	175	Fr.	Eustis, Fla./Eustis
15	Isaiah Paul	LB	6-2	230	r-Sr.	San Antonio, Texas/Brennan (UIW)
16	Stephen Martin	WR	6-5	210	r-Jr.	Orlando, Fla./Bishop Moore
16	TJ Bullard	LB	6-1	200	r-Fr.	Tampa, Fla./Berkeley Prep
17	Amari Johnson	WR	5-10	160	r-Sr.	Miami, Fla./Carol City
17	Rian Davis	LB	6-2	230	Sr.	Apopka, Fla./Wekiva (Georgia)
18	Jaylan Griffin	WR	6-3	185	r-Sr.	Huntsville, Texas/Huntsville (Kilgore College)
18	Ja'Maric Morris	DB	6-2	205	r-Sr.	Timmonsville, S.C./Timmonsville (Hutchinson CC)
19	Jarrad Baker	WR	5-11	170	r-Sr.	Eau Gallie, Fla./Eau Gallie
19	Hudson Gibbs	DB	5-9	185	Fr.	Winter Park, Fla./Winter Park
20	Kam Ingram	RB	5-8	175	r-So.	Fayetteville, Ark./Fayetteville (Bethune-Cookman)
20	Troy Ford Jr.	LB	6-2	235	Fr.	Richmond Hill, Ga./Calvary Day
21	Brock Hansel	QB	5-10	160	r-Fr.	Lake Worth, Fla./Park Vista
21	Nikai Martinez	CB	5-11	170	So.	Apopka, Fla./Apopka
22	Jason Duclona	DB	6-1	170	Fr.	Estero, Fla./Estero
23	Demarcus Bowman	RB	5-10	193	r-So.	Lakeland, Fla./Lakeland (Florida)
24	Andrew Dickson	WR	5-10	165	r-So.	Silverdale, Wash./Klahowya
24	Jarvis Ware	DB	6-1	190	5th	Apopka, Fla./Wekiva (Missouri)
25	Camden Vining	LB	6-0	225	r-So.	Bradenton, Fla./St. Stephens Episcopal
26	Chris Bowerfind	LS	6-0	210	r-So.	Fort Collins, Colo./Fossil Ridge
26	Daniel McCullon	DB	5-10	205	r-Jr.	Palm Beach Gardens, Fla./Benjamin
27	Walter Yates III	LB	6-1	219	5th	Gulf Breeze, Fla./Gulf Breeze
28	Andrew Harris	LB	6-2	210	Fr.	Altamonte Springs, Fla./Lake Brantley
29	William Wells	DB	6-2	185	Jr.	West Palm Beach, Fla./Suncoast
30	Kam Moore	LB	6-1	205	So.	Sanford, Fla./Seminole
31	Brandon Adams	DB	6-3	180	Jr.	Atlanta, Ga./Arabia Mountain
31	JaJuan Forte'	WR	6-1	195	r-Sr.	Youngstown, Ohio/Boardman (Walsh)
32	Michael Carter	P	6-2	185	r-Fr.	Minneola, Fla./Timber Creek
33	Kaven Call	DE	6-3	240	Fr.	Apopka, Fla./Apopka
34	Terrell Jackson	DB	6-1	170	r-Fr.	Jacksonville, Fla./Trinity Christian
35	Colton Boomer	PK	5-10	175	So.	Lake Mary, Fla./Lake Mary
35	Keenan Cupit	DE	6-2	255	r-Jr.	Lynchburg, Va./Jefferson Forest
36	Champ Jenkins	DB	6-0	210	r-So.	Bartow, Fla./Spoto (New Mexico Military Institute)
37	Preston Foreman	RB	5-11	190	r-Fr.	Cocoa Beach, Fla./Viera
39	R.D. Cooper	WR	6-2	185	r-Jr.	Fort Myers, Fla./Fort Myers (North Alabama)
40	Kervins Choute	DL	6-3	285	r-Jr.	Deerfield Beach, Fla./Deerfield Beach
40	Mitch McCarthy	P	6-5	214	So.	Australia/Frankston
41	Jack Morgan	DE	6-4	215	r-Fr.	Mount Dora, Fla./Mount Dora
41	Gage King	LS	6-4	240	r-Sr.	El Dorado Hills, Calif./Oak Ridge (Arizona State)
42	Aidan Fedigan	LS	6-0	195	r-Fr.	DeLand, Fla./DeLand
43	Kingston Gorney	LB	6-0	220	Fr.	Atlanta, Ga./Brookwood
45	Quentin Hatch	LB	6-1	215	So.	Orlando, Fla./West Orange (Lake Erie College)





2023 UCF ROSTER

No.	Name	Pos.	Ht.	Wt.	Year	Hometown/High School (Previous School)
46	Nicholas Antoine	DB	6-4	190	r-Fr.	Daytona Beach, Fla./Mainland
47	K.D. McDaniel	DE	6-2	250	r-Sr.	Tifton, Ga./Tift County (Kentucky)
49	Max Holler	TE	6-4	245	r-Jr.	Winter Park, Fla./Trinity Prep
50	Patrick Barnett	OL	6-6	300	r-Jr.	Key West, Fla./Key West
51	Malachi Lawrence	DE	6-4	270	r-Fr.	Louisville, Ky./DuPont Manual
52	Caden Kitler	OL	6-3	295	r-Fr.	Plano, Texas/John Paul II
53	Keeron Henderson	LB	6-2	225	Sr.	Richmond, Va./Highland Springs (Army)
54	Bula Schmidt	OL	6-1	294	r-Sr.	Wahiawa, Hawaii/O'Dea (Fresno State)
55	Cameron Kinnie	OL	6-3	315	r-Jr.	Suwanee, Ga./Collins Hill (Georgia)
55	John Walker	DT	6-4	300	Fr.	Kissimmee, Fla./Osceola
56	Matthew Alexander	DT	6-3	280	r-So.	Buford, Ga./Buford
56	Jonathan Cline	OL	6-4	295	Fr.	Cartersville, Ga./Cartersville
57	John Harris	OL	6-4	298	r-Sr.	Hoschton, Ga./Mill Creek
58	Dallaz Corbitt	DE	6-5	240	r-Sr.	Columbia, S.C./Gray Collegiate Academy
59	Keyon Cox	OL	6-5	270	Fr.	Phenix City, Ala./Central
60	Drake Metcalf	OL	6-2	292	r-Jr.	Orange, Calif./St. John Bosco (Stanford)
64	Shaheem Hill	OL	6-4	342	r-Fr.	Orlando, Fla./Edgewater
66	Chidoziri Maghiro	OL	6-5	325	5th	Nigeria/St. Thomas Aquinas [Fla.]
68	Ethan Higgins	OL	6-6	280	Fr.	Brooksville, Fla./Hernando Christian
69	Paul Rubelt	OL	6-10	330	r-Jr.	Frankfurt-Oder, Germany/Frankfurt-Oder
70	Edward Collins	OL	6-6	315	5th	Birmingham, Ala./Ramsay
71	Tylan Grable	OL	6-7	290	5th	Godron, Ga./Wilkinson County
72	Marcellus Marshall	OL	6-5	310	Jr.	Morgantown, W. Va./Morgantown (Kent State)
74	Matthew Prigmore	OL	6-2	290	Fr.	Weston, Fla./Cypress Bay
75	Andrew Phelan	OL	6-3	260	Fr.	Orlando, Fla./East River
76	Adrian Medley	OL	6-5	305	r-Sr.	Pensacola, Fla./Pensacola
77	Lokahi Pauole	OL	6-4	305	5th	Kapolei, Hawaii/Kamehameha
78	Amari Kight	OL	6-7	318	r-Sr.	Alabaster, Ala./Thompson (Alabama)
80	Trent Whittemore	WR	6-4	211	r-Jr.	Gainesville, Fla./Bucholz (Florida)
80	Grant Reddick	K/P	5-10	190	Fr.	Orlando, Fla./Boone
81	Tyler Griffin	WR	6-5	205	r-Fr.	Lakeland, Fla./Lakeland
82	Alec Holler	TE	6-2	230	5th	Winter Park, Fla./Trinity Prep
83	Garrett French	TE	6-3	235	r-Jr.	Venice, Fla./Venice
84	Thomas Wadsworth	TE	6-3	222	r-Fr.	Melbourne, Fla./Melbourne
85	Zach Marsh-Wojan	TE	6-5	245	5th	Vacaville, Calif./Will C. Wood (Sacramento City)
86	Jordan Davis	TE	6-4	250	r-Jr.	Sanford, Fla./Seminole
87	Dwartney Wortham	WR	6-0	169	r-Fr.	LaGrange, Ga./Troup County
87	Andrew Rumph	DT	6-3	265	Fr.	Palmetto, Fla./Palmetto
88	Josh Celiscar	DE	6-4	265	Sr.	Winter Haven, Fla./Winter Haven
88	Grant Stevens	TE	6-4	225	r-Fr.	Ponte Vedra Beach, Fla./Nease
89	Cullen Smith	WR	6-2	180	r-So.	Mooresville, N.C./Lake Norman
90	Derrick LeBlanc	DT	6-5	295	Fr.	Opa-locka, Fla./Osceola (Oklahoma)
91	Keshaun Hudson	DT	6-1	307	r-Fr.	Fort Lauderdale, Fla./Dillard
92	Finau Fine	DE	6-5	265	r-Jr.	Kissimmee, Fla./Gateway (Stetson)
94	Christopher Ficka	DT	5-10	230	Fr.	Apopka, Fla./West Orange
96	Trace O'Hara	DL	6-2	235	r-Jr.	Orlando, Fla./East River
98	Kriston Esnard	K/P	5-10	182	r-So.	Decatur, Ga./Decatur (Tulane)
99	Jamaal Johnson	DE	6-2	250	r-Fr.	Miami, Fla./Chaminade-Madonna

Coaching Staff

Head Coach:	Gus Malzahn (Henderson State, 1990) - Third Season
Defensive Coordinator/Cornerbacks:	Addison Williams (South Carolina, 2010) - Third Season
Offensive Coordinator/QBs:	Darin Hinshaw (UCF, 1993) - First Season
Special Teams Coordinator/TEs:	Brian Blackmon (Troy, 1996) - Third Season
Co-Defensive Coordinator/Secondary:	David Gibbs (Colorado, 1990) - Third Season
Co-Offensive Coordinator/Offensive Line:	Herb Hand (Hamilton, 1990) - Third Season
Defensive Ends/Rush:	Kenny Ingram (Arkansas State, 1999) - Third Season
Defensive Tackles:	Kenny Martin (Western Kentucky, 2012) - Third Season
Wide Receivers:	Grant Heard (Ole Miss, 2001) - Second Season
Linebackers:	Ernie Sims (Florida State, 2018) - First Season
Running Backs:	Kam Martin (Auburn, 2019) - First Season
Assistant Head Coach & Senior Offensive Analyst:	Will Healy (Richmond, 2008)
Special Teams Analyst:	Ben Larson (Susquehanna, 2005)
Defensive Analyst:	Charles Moore (Tarleton State, 2014)
Offensive Analyst:	Brendan Bognar (Murray State, 2019)
Analyst:	Bobby Bentley (Presbyterian, 1989)



DEPTH CHART

OFFENSE

QB	10	John Rhys Plumlee (6-0, 200, 5th)
	9	Timmy McClain (6-1, 196, r-So.)
RB	7	RJ Harvey (5-9, 205, r-Sr.)
	0	Johnny Richardson (5-7, 170, Sr.)
	or 5	Jordan McDonald (6-1, 220, So.)
	or 23	Demarcus Bowman (5-10, 193, r-Jr.)
	or 6	Mark-Antony Richards (6-1, 215, r-Sr.)
TE	82	Alec Holler (6-3, 230, 5th)
	13	Randy Pittman Jr. (6-2, 225, Fr.)
	or 85	Zach Marsh Wojan (6-5, 245, 5th)
WR	1	Javon Baker (6-1, 208, Sr.)
	18	Jaylon Griffin (6-3, 185, r-Sr.)
WR	2	Kobe Hudson (6-1, 200, Sr.)
	or 80	Trent Whittemore (6-4, 211, r-Jr.)
	16	Stephen Martin (6-5, 210, r-Jr.)
WR	3	Xavier Townsend (5-11, 185, So.)
	19	Jarrad Baker (5-11, 170, r-Sr.)
LT	71	Tylan Grable (6-7, 290, 5th)
	78	Amari Kight (6-7, 318, r-Sr.)
LG	54	Bula Schmidt (6-1, 294, r-Sr.)
	76	Adrian Medley (6-5, 305, r-Sr.)
	or 70	Ed Collins (6-6, 315, 5th)
C	60	Drake Metcalf (6-2, 292, r-Jr.)
	or 52	Caden Kitler (6-3, 295, r-Fr.)
RG	77	Lokahi Pauole (6-4, 305, 5th)
	55	Cam Kinnie (6-3, 315, r-Jr.)
	or 70	Ed Collins (6-6, 315, 5th)
RT	72	Marcellus Marshall (6-5, 310, r-Jr.)
	69	Paul Rubelt (6-10, 330, r-Jr.)

SPECIAL TEAMS

PK/KOS	35	Colton Boomer (5-10, 175, So.)
	80	Grant Reddick (5-10, 190, Fr.)
P	40	Mitch McCarthy (6-5, 214, So.)
LS	41	Gage King (6-4, 240, r-Sr.)
	26	Chris Bowerfind (6-0, 210, r-So.)
H	40	Mitch McCarthy (6-5, 214, So.)
	80	Trent Whittemore (6-4, 211, r-Jr.)
PR	3	Xavier Townsend (5-11, 185, So.)
	80	Trent Whittemore (6-4, 211, r-Jr.)
KR	0	Johnny Richardson (5-7, 170, Sr.)
	23	Demarcus Bowman (5-10, 193, r-Jr.)

DEFENSE

DE	88	Josh Celiscar (6-4, 265, Sr.)
	51	Malachi Lawrence (6-4, 243, r-So.)
	or 33	Kaven Call (6-3, 240, Fr.)
DT	2	Lee Hunter (6-4, 320, r-So.)
	55	John Walker (6-4, 310, Fr.)
DT	5	Ricky Barber (6-3, 295, r-Sr.)
	56	Matthew Alexander (6-3, 280, r-So.)
BUCK	3	Tre'mon Morris-Brash (6-2, 245, 5th)
	12	Shaun Peterson Jr. (6-3, 240, r-Sr.)
WILL	0	Jason Johnson (6-2, 235, r-Sr.)
	15	Isaiah Paul (6-2, 232, r-Sr.)
	or 16	TJ Bullard (6-1, 200, r-Fr.)
MIKE	27	Walter Yates III (6-1, 219, 5th)
	17	Rian Davis (6-2, 230, r-Sr.)
STAR	13	DeJordan Mask (6-1, 180, 5th)
	4	Braeden Marshall (5-10, 175, Fr.)
CB	31	Brandon Adams (6-3, 180, Jr.)
	11	Decorian Patterson (6-0, 193, r-Sr.)
	or 7	Fred Davis (6-1, 200, Sr.)
CB	14	Corey Thornton (6-1, 190, Sr.)
	1	Ja'Cari Henderson (5-11, 170, r-Fr.)
S	10	Quadric Bullard (6-0, 185, Sr.)
	9	Jireh Wilson (6-3, 219, 5th)
S	21	Nikai Martinez (5-11, 170, So.)
	8	Demari Henderson (6-0, 170, So.)
	or 29	William Wells (6-2, 185, Jr.)

PRONUNCIATIONS

#1	Javon Baker	JAY-von
#1	Ja'Cari Henderson	Juh-CAR-ee
#3	Tre'mon Morris-Brash	TRAY-mahn
#3	Xavier Townsend	X-ZAY-vier
#4	Corey Gammage	GAM-ige
#8	Demari Henderson	duh-MAR-ee
#9	Jireh Wilson	JAI-ruh
#10	John Rhys Plumlee	John Rice
#11	Decorian Patterson	Da-CORE-Ree-ian
#12	Dylan Rizk	Risk
#19	Jarrad Baker	JARE-ed
#21	Nikai Martinez	nih-KAI, MAR-teen-ez
#31	JaJuan Forte	juh-WAHN, FOR-tay
#35	Keenan Cupit	Q-pit
#40	Kervins Choute	SHOOT
#51	Malachi Lawrence	MAL-uh-kie
#54	Bula Schmidt	BOO-la
#66	Chidoziri Maghiro	chu-DOH-zurr-ee, muh-GEER-oh
#69	Paul Rubelt	ROO-belt
#71	Tylan Grable	GRAY-ble
#77	Lokahi Pauole	lo-KAH-hee, pah-O-lay
#80	Trent Whittemore	Whit-UH-more
#85	Zach Marsh-Wojan	marsh-WOE-jin
#88	Josh Celiscar	SELL-ih-scar

OFFENSE

QB 10 John Rhys Plumlee (GRAD): ('22 Ole Miss transfer) 25 career GS (8 in '19, 1 in '20 @Ole Miss, 13 in '22, 3 in '23 @UCF); 1 of 6 team captains for '23; named to watch lists for '23 Maxwell, Manning and O'Brien awards; returning starter at QB for UCF in '23; 247Sports rates him most dynamic athlete in nation at QB entering '23 campaign; versatile all-around athlete who already has been standout in both FB and baseball for Knights; transferred to UCF in January '22 after playing '19, '20, '21 @Ole Miss; on night of '23 final spring FB game (April 14) started UCF baseball game in CF vs Memphis (2 hits, 2 RBI), left after 7th-inning at-bat to play 2nd half of FB game and throw for 236 yds (completing 10 of 17) and 2 TDs; working toward master's degree in educational leadership in fall 2023 semester; 3 GS in '23; DNP vs Villanova, Kansas St or Baylor after suffering leg injury on final series at Boise St; completed 22 of 30 for 281 and 3 TDs vs Kent St and ran 8 for 90 and a TD (all rushing in 1st half); had runs of 15, 16, 17 and 32 vs Kent St; completed 16 of 24 for 272 and led UCF rushers with 11 carries for 73 vs Boise St; ranked 2nd in total offense in Big 12 stats and 7th nationally (358.0) after two weeks; started @Kansas, completed 3 of 7 for 33 playing parts of 1st 3 series; currently 2nd among QBs nationally in career rushing yds with 2,214, behind only LSU's Jayden Daniels (2,663); his 24 career rushing TDs rank tied for 5th nationally—behind only Syracuse's Garrett Shrader (35) Oregon's Bo Nix (33), LSU's Jayden Daniels (28) and Florida St's Jordan Travis (28); 12 GS in '22 (DNP vs. Memphis); 2nd-team All-AAC QB pick by Phil Steele; UCF leading rusher in '22 (159 for 861, 11 TDs); ran for more yards than any other FBS QB in '22; ranked 4th in AAC in rushing (66.2) and helped UCF rank 9th as a team in rushing (228.3) and 17th in total offense (469.5); completed then-career-high 20 of 31 for then-career-high 308 and career-high 4 TDs and rushed 16 for 100 and a TD in '22 opener vs. S.C. St. in 1st start at QB since Ole Miss played Miss. St. in Nov. '19; led UCF in rushing with 18 for 83 vs. Louisville and completed 16 of 34 for 131 (1 INT); completed career-high 25 of then-career-high 36 for then-career-high 339 and 1 TD, 1 INT vs. FAU and also rushed 20 for 123 and 2 TDs for 7th career 100-yd. rushing game; through 3 games ranked 3rd nationally in total offense (360.7) and 20th in rushing (101.3) and helped UCF rank 6th in total offense (532.3) and 4th in rushing (273.0); ran 16 times for 100 yards and 1 TD on a 28-yd. rush vs. Georgia Tech for 3rd 100-yard rushing game of 2022 and 2nd in row; completed 20 of 29 vs. SMU for 316 and 2 TDs; completed 18 of 22 for career-high 373 and 4 TDs vs. Temple and also ran 7 for 37 and 3 TDs; tied 35-yr-old UCF record by accounting for 7 TDs vs. Temple; each of his last 3 passes vs. Temple went for TDs and accounted for 148 combined yds.; ran 18 for season-high 176 and 2 TDs at Tulane, including early 47- and 67-yd. runs (after Tulane had not allowed a rush longer than 33 in '22); completed 17 of 30 for 132 and 1 TD to Javon Baker vs. Tulane; on CFPA National Performer of Year midseason watch list; completed all 9 passes vs. USF for 73 and a TD—and also ran 8 for 133 including 64- and 20-yd. TD runs that helped UCF build 28-0 lead; missed 2nd half vs. USF with hamstring tweak; threw 21 of career-high 39 for 209 and 1 TD vs. Tulane in AAC title game; completed 21 of 34 with 1 INT for 182 and ran team-high 14 for 21 in Military Bowl vs. Duke; played '19-'21 at Ole Miss—'19 at QB, '20-'21 at WR; caught 19 passes for 201 in '21 while also rushing 9 times for 72; appeared in 7 contests in '20 with 1 start at WR; rushed 25 times for 94, hauled in 6 receptions for 79 and completed 5 of 7 passes for 65 and 1 TD; garnered Freshman All-America recognition from The Athletic at all-purpose position as true freshman in '19; appeared in 9 games with 8 starts at QB position; set Ole Miss freshman rushing record with 1,023 yds. as well as total TDs with 16 (4 passing, 12 rushing); became 1st Power 5 QB to rush for 100+ yards in each of 1st 3 starts since Nebraska's Taylor Martinez and Michigan's Denard Robinson in '10; 1st Rebel QB to rush for 100 in 3 straight games; went 7-for-7 passing for 82 in reserve role in collegiate debut vs. #23 Cal; completed 10 of 28 passes for 141 with 2 TDs in 1st career start at #2 Alabama and also ran for 109 and 1 TD; set Ole Miss QB single-game rushing record with 212 yds. and tied career high with 4 rushing scores at #1 LSU (9 of 16 passing for 123); member of Ole Miss baseball team, appearing in 13 games in '20, with 2 starts in CF

9 Timmy McClain: ('22 South Florida transfer) 12 career GS (9 in '21 @USF, 3 in '23 @UCF); 3 GS (Villanova, Kansas St and Baylor), 5 GP (also Kent St and Kansas), DNP vs Boise St in '23; currently ranks 7th nationally (#2 in Big 12) in passing efficiency; rates 5th nationally and 2nd in Big 12 in passing yds. per comp (16.26); also leads Big 12 in passing yds per att (10.39); 5th in Big 12 in comp % (.639); came off bench early @Kansas and completed 12 of 15 for 136 with TD passes of 13 to Alec Holler and 23 to Randy Pittman; made 3rd UCF start vs Baylor and completed 13 of 25 for 234 with 2 TDs and 1 INT; also ran 6 for 17 and 1 TD vs Baylor; had TD passes of 65 to Javon Baker and 6 to Xavier Townsend and ran 2 for his 1st UCF rushing score vs Baylor; made 2nd UCF start at Kansas St and completed 14 of 24 for 264 and 1 INT in 1st game in career with 3 TD passes; also ran 12 for 15 vs. Kansas St; vs. Kansas St threw TD passes of 27 to RJ Harvey, then 69 and 46 to Kobe Hudson; made 1st start at UCF vs Villanova and completed career highs of 20 for 28 for 321 yds and 2 TDs, also rushing 9 times for 44 yds as team rolled up 600 total yds; led 62- and 68-yd scoring drives in 4th per. vs. Kent St in 1st action at UCF; completed 3 of 5 for 53 and ran 2 for 21 vs. Kent St; earned 2021 Pro Football Network All-AAC HM recognition at USF; won starting QB job in 3rd game and went on to start 9 games and play in 11 of 12 in true freshman season; led Bulls passing for 1,888 yds on 145 of 262 attempts, completing 55.3 percent for 116.8 rating; threw 5 TD passes and 7 INTs; led USF with 32 explosive plays (29 passing, 3 rushing); 4th on team running for 238 yds on 123 carries (2nd on team) with 4 TDs and 27-yard long run; passed for season-high 289 yds on 22 of 46 with 2 TDs and ran for 11-yard TD and 46 yds vs. Houston; passed for 116 yds and ran for 16 in first collegiate appearance at NC State; passed for 245 yds and ran for 13 yds and TD vs. No. 2 Cincinnati . . . passed for 222 yds and ran for 5-yd TD at UCF; helped lead undefeated Seminole HS (Sanford, FL) team (12-0) to Florida Class 8A state championship as senior; capped 4-year career as starter with 40-5 record

12 Dylan Rizk: true freshman made 1st collegiate appearance vs. Villanova, completing 4 of 5 for 28 yds and narrowly missing 50-yd 4th-per. TD pass to Jaylon Griffin.

RB 7 RJ Harvey (GRAD): ('20 Virginia transfer) 12 career GS (9 in '21 @USF, 3 in '23 @UCF); 3 GS (Villanova, Kansas St and Baylor), 5 GP (also Kent St and Kansas), DNP vs Boise St in '23; currently ranks 7th nationally (#2 in Big 12) in passing efficiency; rates 5th nationally and 2nd in Big 12 in passing yds. per comp (16.26); also leads Big 12 in passing yds per att (10.39); 5th in Big 12 in comp % (.639); came off bench early @Kansas and completed 12 of 15 for 136 with TD passes of 13 to Alec Holler and 23 to Randy Pittman; made 3rd UCF start vs Baylor and completed 13 of 25 for 234 with 2 TDs and 1 INT; also ran 6 for 17 and 1 TD vs Baylor; had TD passes of 65 to Javon Baker and 6 to Xavier Townsend and ran 2 for his 1st UCF rushing score vs Baylor; made 2nd UCF start at Kansas St and completed 14 of 24 for 264 and 1 INT in 1st game in career with 3 TD passes; also ran 12 for 15 vs. Kansas St; vs. Kansas St threw TD passes of 27 to RJ Harvey, then 69 and 46 to Kobe Hudson; made 1st start at UCF vs Villanova and completed career highs of 20 for 28 for 321 yds and 2 TDs, also rushing 9 times for 44 yds as team rolled up 600 total yds; led 62- and 68-yd scoring drives in 4th per. vs. Kent St in 1st action at UCF; completed 3 of 5 for 53 and ran 2 for 21 vs. Kent St; 13 GP, 3 GS (USF, Tulane in AAC title game, Duke in Military Bowl) in '22; 2nd-team All-AAC by Pro Football Network and 3rd team by Pro Football Focus and Phil Steele; 3rd on team in rushing with 796 yds (7th in AAC) despite only starting 3 games; led team with 69 rushing yds on 7 carries vs. SMU including team-high long of 30; ran 4 for 73 vs. Temple, including 61-yd-run (longest of '22 for Knights by

OFFENSE

Harvey Continued...

a RB) that set up go-ahead UCF TD; star of win vs. Cincinnati with then-career-high 84 yds on 14 carries and 2 TDs—from 26 and game-winner from 17 with 48 seconds to go; named to AAC Honor Roll for play vs. Cincinnati; career-high 151 yds on 17 carries vs. Memphis; had 22-yd 1st-per. TD run and 61-yd run (then matched long of '22 for UCF, also by Harvey vs. Temple) that set up 2nd UCF score: had 121 yds by halftime at Memphis, representing more yds than any UCF player had totaled in a full game in '22; named to AAC Honor Roll for play vs. Memphis; sat out entire '21 season due to injury; played 5 games in '20 at UCF as RB and on special teams; 2 rushes for 3 yds vs. Temple in '20; redshirted at Virginia in '19 as true freshman; former prep standout at Edgewater HS in Orlando, FL

0 Johnny Richardson: 99 career GS (6 in '21, 1 in '22, 2 in '23); 2 GS (Kansas St and Baylor), 6 GP in '23; 2nd leading rusher for UCF in '23 with 53 for 441; led UCF rushers with team-high 12 for team-high 100 vs. Kent St; also caught 2 for 10; ran 11 for 62 and caught 3 for 10 vs. Boise St; rushed 10 for 51 vs Villanova; ran 6 for 76 vs. Kansas St in 1st start of '23; ran 6 for 105 vs Baylor including 79-yd TD on UCF's 1st play that ranks as longest run by a Big 12 player in '23; ran 8 for 47 and caught 2 for 7 vs Kansas; this week in Big 12 stats he ranks 8th in rushing (73.5); 1 of 4 Big 12 backs to reach 100-yd mark on opening weekend: 14 GP, 1 GS (Temple) in '22; 3rd-leading rusher for UCF in '22 with 54 for 370; caught 22 for 122, 1 TD; 5 rushes for 59, including 31-yd run, in '22 opener vs. S.C. St., plus 2 catches for 19, including 18-yd 3rd-per. TD catch; 5 carries for 47 vs. Louisville plus 2 catches for 25 (including personal season-high 25-yd rec.) and had 57-yd TD rec. called back by penalty; 11 carries for 79 (including career-long 50 run) and 3 catches for 14 vs. FAU; started vs. Temple and ran 5 for 40 and caught 1 for 0; on '22 watch list for Doak Walker Award; 4th-team preseason All-AAC for '22 by Athlon Sports and Phil Steele; 13 GP, 6 GS in '21; starter vs. ECU, Cincinnati, Memphis, SMU, UConn and Florida in Gasparilla Bowl; 4th-team all-AAC by Phil Steele; leading UCF rusher with 733 yds and 7.0 yds-per-carry mark; top kickoff returner in '21 for UCF with 15 for 301 and 20.07 avg.; rushed 8 times for team-high 94 vs. South Florida—and also caught 4 passes for 27; rushed for career-high 147 on 14 carries vs. UConn (including 38-yd run); named to AAC Honor Roll for effort vs. UConn; had then-career high 104 on career-best 16 carries vs. ECU including 4-yd 3rd-per. TD run; had 49-yd catch (then longest pass play of '21 for UCF) and 38-yd rush vs. ECU; led UCF with 11 carries for 59 at Navy; then-career-high 101 on 9 carries off bench at Louisville, including runs of 23, 21 and 19; 11 carries for 65, 1 TD (at ECU) in 7 games in '20 as true freshman; 4 KO ret. for 7

5 Jordan McDonald: 6 GP in '23; rushed 4 for 13 vs. Kent St out of Wildcat formation, including 2-yd 2nd-per. TD run; rushed 2 for 3 out of Wildcat vs. Boise St; ran for 2 TDs vs. Villanova out of Wildcat—12 for 40 overall; true freshman carried 2 times for minus-1 among final 4 plays in '22 opener vs. S.C. St.; 9 carries for 44 and 1 TD vs. Temple; scored 10th and final UCF TD vs. Temple on 1-yd. run; played mainly special teams

23 Demarkus Bowman ('22 Florida transfer) 1 GS (Boise St), 3 GP in '23; ran 8 for 46 and 4th-per. 5-yd TD run for final UCF pts vs. Kent St and also caught 2 for 7; ran for 11 on 2nd play from scrimmage vs. Boise St; rushed 1 for 5 vs Villanova; DNP vs. Kansas St, Baylor or Kansas; originally enrolled at Clemson coming out of HS, then transferred to Florida following '20 season; rushed for 81 yds on 14 carries in 5 GP in '21 as RS freshman for Florida; 2 GP as true freshman at Clemson, rushing 9 times for 32 yds; former prep standout at Lakeland HS in Lakeland, FL, with 5,081 career rush. yds

6 Mark-Antony Richards (GRAD): ('21 Auburn transfer) 1 career GS in '21; 6 GP in '23; ran 1 for 7 yds and a TD vs. Kent St; 12 GP, 1 GS in '21; 3rd-leading rusher for UCF in '21 with 48 att. for 309 and 5 TDs; carried career-high 14 times vs. South Florida for 73 in lone start of '21; came off bench for 104 at SMU on 8 carries—including 58-yd. TD run early in 3rd per.; carried only once vs. Tulane but it came on 2-yd. 4th-down conversion that led to game-winning TD in final period; became star of victory over ECU thanks to game-winning 1-yd. TD run with 23 seconds for come-from-behind win; 20 carries for 76 in 3 games at Auburn as redshirt freshman in '20

WR 1 Javon Baker: ('22 Alabama transfer) 18 career GS (13 in '22, 5 in '23); 5 GS in '23 (all but Baylor); 2nd-leading receiver for UCF in '23 with 21 for 417, 2 TD; caught 4 for 59 vs. Kent St and 4 for 73 vs. Boise St; caught season-high 5 for 77 vs. Villanova including 25-yd TD catch; 1 for 10 vs. Kansas St; 3 for 113 vs Baylor including 65 yds for TD; 4 for 85 at Kansas; 2nd-team WR on Lindy's, Phil Steele and College Football Network 2023 preseason All-Big 12 teams, 3rd-team by Pro Football Focus; on Senior Bowl watch list; 14 GP, 13 GS (all but ECU) in '22; 2nd-team All-AAC by Pro Football Focus and 4th-team selection by Phil Steele; 2nd-leading receiver with 56 for team-high 796 (9th in AAC), 5 TDs; scored 1st UCF TD in '22 on 12-yd. TD catch from John Rhys Plumlee on way to team-high 5 for team-high 84 in '22 opener vs. S.C. St. in 1st career start; exactly matched his stats from opener with 5 for 84 (both game highs) vs. Louisville; made career- and team-high 7 rec. for 83 vs. FAU including 20-yd TD catch for final UCF pts.; grabbed team-high-tying 6 for career-high 138 vs. SMU including 51-yd. catch; caught team-high-tying 7 for 55 vs. Cincinnati; grabbed 3 for 38 vs. Memphis, including 4th-per. TD catch for 24 that proved to be winning pts.; caught team-high-tying 6 for 101 vs. Navy including 28-yd TD grab; caught 3 for 51 vs. USF including amazing 41-yd grab on final winning TD drive; caught 2 for 49 in Military Bowl vs. Duke including 37-yd grab that marked longest play of day for UCF; announced decision to transfer to UCF from Alabama in June '22; played in 21 games for Tide in '20-'21, including CFP games vs. Cincinnati and Georgia in '21; 7 catches for 101 and a TD in 12 games in '21 at Alabama; played in final 9 games of 1st season at Alabama in '20 following injury to standout Jaylen Waddle; posted first career stats in '20 by catching pair of passes for 15 vs. Arkansas

18 Jaylon Griffin (GRAD): ('21 Kilgore transfer) 4 GP (Kent St, Villanova, Baylor, Kansas) in '23; caught 1 for 8 vs. Kent St; grabbed 3 for 50 vs. Villanova and nearly hauled in 50-yd TD pass at goal line; had 36-yd TD catch vs Villanova for final UCF pts; working toward second degree in human communication in fall 2023 semester; 7 GP, 1 GS (ECU) in '22; caught career-high 3 for career-high 28 in '22 opener vs. S.C. St.; 4 GP in '21; caught 1 pass for 14 at SMU; caught 2 passes at Kilgore in '19 and team did not play a '20 fall season

WR 2 Kobe Hudson (GRAD): ('22 Auburn transfer) 20 career GS (5 in '21 @Auburn, 10 in '22, 5 in '23 @UCF); 5 GS (Boise St, Villanova, Kansas St, Baylor, Kansas), 6 GP in '23; leading UCF rec. in '23 with 22 for 473; caught 4 for 44 vs. Kent St.; had career day vs. Boise St with 5 for 134, including 48-yd bomb on 1st play from scrimmage and 53-yd catch to set up only UCF TD on 3rd and 14 call; had 2nd straight career-best night vs Villanova with 6 for 147 including long of 58; had 1st-down 2nd-per 73-yd TD pass vs Nova called back by penalty; had 5 for 138 vs. Kansas St including TDs for 46 and 69; his back-to-back-to-back 134-, 147- and 138-yard receiving games mark best in consecutive games for UCF since 2020 when Jaylon Robinson did it in first 4 games; only Big 12 receiver with 3 100-yd receiving games over 1st 4 weeks; 1 for 5 vs Baylor; 1 for 5 vs Kansas; 2nd in Big 12 in rec. yds (78.8 per game); 3rd in Big 12 in yds per catch (21.5); working toward second degree in sociology in fall 2023 semester; 12 GP, 10 GS in '22 including starts in each of last 9 games; 3rd-leading UCF receiver with 39 for 641; led UCF in TD catches with 7; caught 4 for 121 vs. Temple including TD grabs of 25 and 64; caught 5 for team-high 85 vs. ECU including 37-yd catch that was longest gain of night for UCF; caught 5 for team-high 74 vs. Cincinnati; grabbed 6 for team-high 85 vs. Memphis including TD catches for

OFFENSE

24 and 13 yds; caught 4 for team-high 98 vs. Tulane in AAC title game including 49-yd 4th-per. TD catch from RJ Harvey for longest UCF play of day; caught 5 for team-high 63 in Military Bowl vs. Duke; 3rd-team preseason All-AAC for '22 by Phil Steele and Athlon Sports; transferred to UCF in January '22 after spending '20 and '21 seasons at Auburn; leading receiver at Auburn in '21 with 44 for 580, 4 TDs; career-best 8 for 107 vs. Mississippi State; made 3 catches for 33 vs. Alabama, with 15-yd TD reception; played in every game in '20 as true freshman; had 3 for 29 in Citrus Bowl vs. Northwestern

OR 80 Trent Whittemore (GRAD): ('23 Florida transfer) **10 career GS (8 in '21 @Florida, 2 in '23 @UCF); 2 GS (Kent St, Baylor), 6 GP in '23;** played in 7 games in '22; 2 catches for 31 (long of 17) at No. 11 Tennessee; started at WR in 8 of 10 appearances in '21; career-high 4 for 36 vs. Kentucky and 4 for 35 vs. Alabama; appeared in 7 games at WR in '20; 8 catches for 81 yds in regular season, then 2 for career-high 47 in Cotton Bowl vs. Oklahoma; played 2 games as true freshman and redshirted in '19; played SAF, CB, WR and QB for Buchholz HS in Gainesville, FL, where he started from freshman year on; played for coach and father Mark Whittemore who played WR at UCF in 1991-94 and made 100 career catches for 1,908 yds; mother, grandfather and great-grandfather all attended Florida; mother Missy played volleyball for Florida from 1992-95, earning All-SEC honors in 1993, 1994 and 1995

16 Stephen Martin: 6 GP in '23; former walk-on UCF WR contributor was awarded scholarship prior to '23 season; played in 12 games in '22; caught 2 passes for 46 vs. Temple, including 34-yd grab; caught 4-yd jump pass for TD from Isaiah Bowser vs. Memphis; appeared 7 games on special teams and at WR as redshirt freshman in '21; worked with scout team during true freshman season in '20; played at Bishop Moore HS in Orlando; earned '20 and '22 AAC All-Academic Team honors

WR 3 Xavier Townsend: 6 career GS (1 in '22, 45in '23); 5 GS (Kent St, Villanova, Kansas State, Baylor, Kansas), 6 GP in '23; made 2nd career start vs. Kent St. and caught team-high 5 for team-high 81 and a 9-yd 1st-per. TD; also rushed 1 for 28 vs. Kent St.; caught 1 for 5 vs. Boise St; rushed 2 for 1 vs Villanova and had 6 punt returns for 94 with long of 29 (had one TD return of 92 called back by penalty); caught 4 for 36 vs. Kansas St and ran 2 for 10; caught 4 for 27 vs Baylor including 6-yd TD grab, also had 1 rush for 20; caught 1 for 8 and ran 2 for 14 vs Kansas; 2nd-team preseason All-Big 12 for 2023 as punt returner by Athlon Sports, Phil Steele and Pro Football Network; 14 GP, 1 GS (Duke in Military Bowl) in '22; 3rd-team All-AAC pick as punt returner by Phil Steele; 6 catches for 53 vs. FAU; grabbed 2 for 19 vs. Tulane in AAC title game; made 1st career start vs. Duke in Military Bowl and caught team-high 7 for 25; true freshman is former standout slotback at Berkeley Prep School in Tampa, FL; led Bucs to 12-1 record and championship game of '21 Fla. 3A playoffs; high school teammate of UCF LB TJ Bullard

19 Jarrad Baker (GRAD): 5 GP in '23; 1 catch for minus-1 vs Villanova; working toward second TBD degree in fall 2023 semester; working toward second TBD degree in fall 2023 semester; 26 previous game appearances; 12 GP in '22 (all but FAU and regular season Tulane game), working mainly on special teams; 10 GP in '21

TE 82 Alec Holler (GRAD): 18 career GS (13 in '22, 5 in '23); 5 GS (Kent St, Boise St, Villanova, Baylor, Kansas), 6 GP in '23; caught 2 for 21 vs. Kent St, including 18-yd 2nd-per. TD catch; caught 1 for 16 on game-winning FG drive vs. Boise St; caught 3 for 38 vs Baylor; caught 3 for 19 vs Kansas including 13-yd grab for 1st UCF TD; 1 of 6 team captains for '23; working toward master's degree in educational leadership in fall '23 semester; boasts 20 starts on his resume; originally came to UCF as walk-on and was awarded scholarship in June '21; 14 GP, 13 GS (all but Temple) in '22; caught 22 for 276, 1 TD in '22; 3 for 115 vs. FAU including 64-yd grab that ranked as longest UCF play in '22; grabbed 2 for 14 at Memphis, including 10-yd catch and summersault in final minutes on 3rd and 9 that resulted in 1st down and clinched victory; grabbed 4 for 32 vs. USF including stunning game-winning 14-yd TD catch with 20 seconds to go; 13 GP, 8 GS in '21; started vs. Navy, then in final 7 games including Gasparilla Bowl vs. Florida; caught 19 for 192 and 3 TDs; caught 4 for career-high 87 vs. Temple, including TD grabs of 13 and 33; led UCF with 5 PC vs. Navy for 35 in 1st career start; 2 PC for 29 in '21 opener vs. Boise St. (first 2 catches of career), including 23-yd. 2nd-per. TD catch; played 9 games in '20; DNP in '18 or '19; originally came to UCF as walk-on; younger brother Max also is a UCF TE; member of AAC All-Academic Team; graduated from UCF in August '22 with degree in real estate

13 Randy Pittman: 1 GS (Kansas St), 6 GP in '23; caught 3 for 21 vs. Kent St in 1st game appearance; grabbed 2 for 13 vs Villanova; made 1st career start vs. Kansas St and caught 2 for 24; caught 1 for 35 vs Baylor; caught 2 for 29 vs Kansas including 23-yd grab for last UCF TD; True freshman played TE as well as taking snaps at QB, RB, FB and WR at Mosley HS in Lynn Haven, FL; 1st-team FL 4S all-state in 2022 by FloridaHSFootball.com; enrolled at UCF in January '23

85 Zach Marsh-Wojan (GRAD): ('20 Sacramento City College transfer) **5 career GS (4 in '22; 1 in '23-Boise St), 6 GP in '23;** 1st career catch was 21-yd. 4th-per. TD grab in '22 opener vs. S.C. St.; 1st career regular-season starts vs. Louisville, FAU and Georgia Tech as UCF opened with double TE set; 4 GP in '21; played in 10 games in '20 as TE and with special teams; 36 catches for 502 in '19 at Sacramento City

LT 71 Tylan Grable (GRAD): ('22 Jacksonville State transfer) **37 career GS (11 in '20, 6 in '21 @Jacksonville St, 14 in '22, 6 in '23 @UCF) including 20 straight; 6 GS in '23; 3rd-team OL on Lindy's '23 preseason All-Big 12 team; on Senior Bowl watch list; working toward 2nd degree in sociology in fall '23 semester;** 14 GS in '22; 3rd-team pick on Pro Football Focus All-AAC team; rushed 1 for 5 vs. Temple, nearly scoring a TD; HM selection on 2022 Midseason All-America squad by Pro Football Network; former All-America OL was unanimous pick on ASUN Conference all-league squad for '21; 2nd-team AFCA FCS All-American in fall '20/spring '21; 1st-team all-Ohio Valley Conference, HERO Sports Sophomore All-American, Stats Perform 2nd-team All-America; started 11 games in combination fall '20/spring '21 season, as team finished 10-3; played in 12 games on OL and at TE in '19 for Gamecocks as team ranked 14th nationally at 296 passing yds per game; sat out '18 campaign as redshirt

78 Amari Kight (GRAD): ('23 Alabama transfer) **3 GS, 6 GP in '23; made 1st career starts at RT at Kansas St, Baylor and Kansas; working toward 2nd degree in interdisciplinary studies in fall '23 semester;** Alabama's backup LT, 12 GP in 2022, including with FG and PAT units as redshirt junior; saw time on '21 Tide OL in 7 games as redshirt soph; played briefly off bench in CFP semi vs. Cincinnati at Cotton Bowl; saw 1st minutes of '20 redshirt freshman season vs. Miss. St. and followed that with 7 snaps vs. Kentucky; saw first career action vs. Western Carolina in 2019, then redshirted at end of season; anchored OL at Thompson HS (Alabaster, AL); earned degree from Alabama and is pursuing 2nd degree at UCF in interdisciplinary studies from College of Undergraduate Studies

OFFENSE

- LG 54 Bula Schmidt** ('23 Fresno State transfer) **34 career GS (4 in '19, 13 in '21, 14 in '22 @Fresno St, 3 in '23 @UCF); 3 GS (Kent St, Boise St, Kansas) in '23, 4 GP (also Baylor); DNP vs Villanova or Kansas St;** 14 GS at center for Bulldogs in '22, helping Fresno State to 10-4 record and final No. 24 AP ranking, 9 straight wins to end '22 season, Mountain West title game victory over Boise State and Jimmy Kimmel Bowl win over Wash. St.; 2nd-team All-Mountain West honors by vote of league coaches and from Phil Steele; 13 GS at different areas of OL in '21: first 2 games at RG, next 8 at center, moved to LG for New Mexico game, then final 2 back at center; 6 GP as sophomore as special teams contributor and also saw limited action on OL in '20; 7 GP, 4 GS as freshman in '19; played for O'Dea HS in Seattle, WA
- 76 Adrian Medley (GRAD): 2 career GS (1 in '21, 1 in '23); 1 GS (Villanova), 3 GP in '23; made 2nd career start vs Villanova; DNP vs. Kansas St, Baylor or Kansas; working toward 2nd degree in interdisciplinary studies in fall '23 semester;** did not see '22 game action as redshirt junior; appeared in 5 games in '21, starting once at offensive guard, as redshirt sophomore; made first career start at Louisville; appeared in 1 '20 game on OL as redshirt freshman; appeared in one '19 game while working with scout team as true freshman; made collegiate debut vs. Florida A&M.
- 70 Ed Collins (GRAD): 13 career GS (3 in '19, 10 in '20); 6 GP in '23; 14 GP in '22;** 14 GP in '22; 13 GP in '21; played reserve role in all 13 games in '21; 10 starts in '20; 11 games and 3 starts in '19; graduated from UCF in '22 with degree in human communication and pursuing master's degree in integrated business
- C 60 Drake Metcalf (GRAD): ('23 Stanford transfer) 3 career GS in '23; DNP vs. Kansas St, Baylor or Kansas;** played in 3 games for Cardinal in '22 as redshirt sophomore; appeared in all 12 games as redshirt freshman in '21; did not see action as true freshman in '20; played at St. John Bosco HS in Orange, CA; named to Pac-12 Academic Honor Roll in '21; father Weslie played football at UNLV
- or 52 Caden Kitler: 2 GS (Kansas St and Baylor), 4 GP (also Kent St, Villanova) in '23; made 1st career starts at C vs. Kansas St and Baylor; DNP vs Kansas;** Saw lone '22 game action vs. Temple as true freshman; standout offensive and defensive lineman—playing center and tackle—at John Paul II HS in Plano, TX
- RG 77 Lokahi Pauole (GRAD): 41 career GS (8 in '20, 13 in '21, 14 in '22, 6 in '23) including 33 straight; 6 GS in '23; 1 of 6 team captains for 2023; selected to Outland Trophy watch list for '23 (2nd straight year) and watch list for Polynesian Player of Year; 2nd-team OG pick on '23 preseason All-Big 12 teams by Phil Steele and Pro Football Focus, HM by College Football Network; working toward second degree in sociology in fall '23 semester;** 14 GS in '22; 1st-team All-AAC selection in '22 by vote of league coaches, Pro Football Network and Phil Steele; 2nd-team All-AAC by Pro Football Focus; on '22 watch list for Outland and Polynesian awards; 1st-team '22 preseason All-AAC by Lindy's and Phil Steele, 2nd team by Athlon Sports; 13 GS in '21; 2nd-team All-AAC in '21 by vote of league coaches and by Phil Steele; 3rd-team selection on Pro Football Focus All-AAC team for '21; started every game at RG in '21; 10 games, 8 starts in '20; 8 games in '19 as true freshman; member of AAC All-Academic Team
- 55 Cam Kinnie: ('22 Georgia transfer) 2 GP in '23; 4 GP in '22; played vs. S.C. St., FAU, SMU, Temple;** did not see game action in '20 or '21 while working with Bulldog prep teams as interior OL—as Georgia claimed '21 CFP title; played on both offensive and defensive lines for Collins Hill HS in Suwanee, GA
- 70 Ed Collins (GRAD): 13 career GS (3 in '19, 10 in '20); 6 GP in '23; 14 GP in '22;** 14 GP in '22; 13 GP in '21; played reserve role in all 13 games in '21; 10 starts in '20; 11 games and 3 starts in '19; graduated from UCF in '22 with degree in human communication and pursuing master's degree in integrated business
- RT 72 Marcellus Marshall ('23 Kent State transfer) 18 career GS (12 in '22 @Kent St., 6 in '23 @UCF) including 18 straight; 6 GS in '23; shifted to start at LG vs. Kansas St, Baylor and Kansas;** 1st-team '22 All-MAC selection as redshirt freshman OT, started all 12 games as OL paved way for top rushing attack in MAC; saw action in 3 games in true freshman season in '21 as Kent State eventually earned berth in Famous Idaho Potato Bowl; started at both OT and DT as senior at Morgantown HS in Morgantown, WV; CoSIDA Academic All-District pick in '22 as construction management major with 3.65 GPA at Kent State
- 69 Paul Rubelt: 6 GP in '23; 14 GP in '22; 3 GP in '21;** saw action in '21 vs. Memphis, Temple and Gasparilla Bowl vs. Florida; played 9 games as reserve OL in '20 as true freshman; dean's list student and member of AAC All-Academic Team; president of UCF SAAC for 2023-24

DEFENSE

- DE 88 Josh Celiscar:** 32 career GS (2 in '20, 10 in '21, 14 in '22, 6 in '23) including 30 straight; 6 GS in '23; #2 UCF tackler through 6 games with 36; had career-best 7 tackles and 1.5 TFL vs. Kent St; added 7 tackles vs. Boise St; tied for team high with 6 vs Villanova; had 3 vs. Kansas St; had 6 vs Baylor; had 7 vs Kansas to tie career high, including 2 TFL; 1 of 6 team captains for '23; on Senior Bowl watch list; 14 GS in '22; HM All-AAC pick in '22 by Pro Football Network; 1 of 5 team captains in '22 and only junior among the 5; finished tied for 3rd in tackles for UCF in '22 with 54, including 3 games with 6 (Louisville, Temple, Cincinnati); 1 sack for 8 that resulted in 3rd-per. safety vs. Cincinnati; named AAC Def. Player of Week for play vs. Cincinnati; 5 tackles vs. Duke in Military Bowl; 13 GP, 10 GS in '21; starter at end in final 10 games in '21; 2nd in AAC in FR with 2; 5 tackles, 1 FF and 1 TFL vs. SMU; 3 tackles and a FR vs. Cincinnati; career-high 5 tackles, a FR and a sack for 4 in start vs. ECU; 16 tackles, 4.5 TFL in 10 games, 2 starts in '20 as true freshman; had INT, FC and FR vs. Ga. Tech in collegiate debut; dean's list student
- 51 Malachi Lawrence:** 6 GP in '23; 2 solo tackles vs. Kent St; had late sack for minus-5 vs Boise St; 1 sack for 10 vs Baylor; 3 tackles vs Kansas, including 1 sack for 12 and 1 TFL for 8; Saw game action in '22 as redshirt freshman vs. So. C. St., regular-season contest at Tulane and Navy; spent true freshman season in '21 working with scout team
- 33 Kaven Call:** 6 GP in '23; 2 solo tackles vs. Kent St; true freshman; 4-yr starter at Apopka HS in Apopka, FL; 1st-team Florida 4M all-state in '22; led Apopka to '22 Florida 4M state title game; enrolled in Jan. '23 and participated in spring drills
- DT 2 Lee Hunter:** ('22 Auburn transfer) 6 career GS in '23; in 1st career start vs Kent St led team with 8 tackles (6 solo); 4 tackles vs Boise St; 5 vs Villanova; 6 vs Kansas St; career-high 9 vs Baylor including 1 sack for 18; 2 stops vs Kansas; 13 GP in '22 (all but S.C. St.); 1 asst. vs. Louisville in 1st collegiate game; 2 tackles, 1 sack for 7 vs. FAU; 3 solo vs. ECU; did not play in a game at Auburn in '21; enrolled at Auburn in January '21 and participated in Auburn's '21 spring drills; recorded 54 tackles, 20 TFL, 4.5 sacks as senior in '20 at Blount HS in Mobile, AL; 1st team AHSAA Class 6A all-state in '20
- 55 John Walker:** 1 GS (Kansas), 6 GP in '23; had 2 tackles vs Kent St in 1st collegiate appearance; 1 asst tackle vs Boise St; 4 tackles, 2 TFL vs Villanova; 1 TFL vs. Baylor; named to Pro Football Focus College Football Team of the Week for his play vs Villanova; made 1st start at Kansas and made 3 tackles; named to On3 Midseason True Freshman All-American Team; '23 Athlon Sports lists him 95th nationally among incoming recruits, 26th among DL and 14th among Big 12 signees; '23 Athlon Sports lists him 95th nationally among incoming recruits, 26th among DL and 14th among Big 12 signees; 4-star DL for Osceola HS in Kissimmee, FL; named defensive player of year on Orlando Sentinel Varsity all-area team for '22; 1st-team Florida 4S all-state in '22 by FloridaHSFootball.com; played in Under Armour All-America all-star game in January '23 in Orlando
- DT 5 Ricky Barber (GRAD):** ('21 Western Kentucky transfer) 40 career GS (12 in '20, 10 in '21 @Western Kentucky, 14 in '22, 4 in '23 @UCF); 4 GS in '23; DNP vs Villanova or Kansas; set tone for win vs. Kent St with 3rd-down sack on 1st Kent St possession; 1 solo tackle and 1 PBU vs. Boise St; 1 tackle vs Baylor; 1 of 6 team captains for '23; 2nd-team DL on Lindy's '23 preseason All-Big 12 team and 3rd-team DL selection by Phil Steele, Athlon and Pro Football Focus; on Senior Bowl watch list; working toward second degree in sociology in fall '23 semester; played for current UCF DL coach Kenny Martin at Western Kentucky; boasts 36 career starts—24 at UCF, 12 at Western Kentucky; 14 GS in '22; honorable mention All-America pick for '22 by Pro Football Network; 1st-team All-AAC selection in '22 by vote of league coaches, PFN and Phil Steele; 2nd-team All-AAC selection by Pro Football Focus; finished 8th on UCF tackle list with 49; 2nd in TFL with 9; 4 tackles, half a sack and 2 QBH vs. Louisville; 4 tackles, 2 PBU, 1 QBH vs. Cincinnati; career-high and team-high-tying 13 tackles vs. Navy including 1 sack for 5 and 2 TFL for 6; 5 tackles, 1.5 TFL for 1 in Military Bowl vs. Duke; 2nd-team preseason All-AAC for '22 by Athlon Sports and Lindy's, 3rd team by Phil Steele; 11 GP, 10 GS in '21; started all but Navy, ECU and Cincinnati games; DNP vs. Navy or ECU; season-high 5 tackles and 1.5 sacks vs. South Florida; HM all-C-USA in '20 with 51 tackles, 4 sacks, 27 hurries as redshirt freshman; '20 FWAAs Freshman All-America
- 56 Matt Alexander:** 1 career GS (Villanova), 6 GP in '23; 2 tackles, 1 sack, 1 QBH in 1st career start vs Villanova; 1 asst vs Baylor; 1 tackle vs Kansas; 14 GP in '22; made 10 tackles; 2 asst. vs. S.C. St.; 2 assts. vs. Duke in Military Bowl; did not see game action in '21 as true freshman
- BUCK 3 Tre'mon Morris-Brash:** 23 career GS (4 in '20, 13 in '22, 6 in '23); 6 GS in '23; UCF team leader in TFL in '23 with 12 for 62; leads Big 12 in TFL and ranks 3rd nationally (2.0 per game); 1st in Big 12 in sacks with 5 (0.83 per game); 3 tackles and 1.5 TFL vs. Kent St.; 4 tackles, 1 sack, 3 TFL for 13 and 1 QBH vs. Boise St; 4 tackles, 1 sack, 2 TFL vs Villanova; 2 tackles, 1 sack, 1.5 TFL vs Kansas St; 6 tackles, 2 sacks, 3 TFL for 25 vs Baylor; 3 tackles vs Kansas; 3rd-team DE pick on '23 preseason All-Big 12 team by Phil Steele and Pro Football Focus; on Senior Bowl watch list; 13 GS in '22 (all but Military Bowl vs. Duke); 1st-team All-AAC selection in '22 by vote of league coaches and by Phil Steele; 2nd-team All-AAC by Pro Football Network; 3rd-team All-AAC by Pro Football Focus; 5th on UCF tackle list for '22 with 52; led UCF in TFL (13) and sacks (6), with twice as many sacks as any other UCF player; 6 tackles, 1.5 TFL 1 PBU, 2 QBH vs. FAU; 3 tackles, 1 sack, 1.5 TFL and 2 fumble returns for 104 including 1 for 90 vs. Georgia Tech; 6 tackles, 1 sack, 2 TFL, 1 FF, 1 QBH and also recorded a safety vs. SMU by tackling QB in end zone; 6 tackles, 1 sack for 7, 2.5 TFL for 9 and 1 PBU vs. ECU; 6 tackles vs. Navy; 8 tackles, 1 TFL for 1 and also had sack on 2-pt. conversion att. by USF; DNP vs. Duke in Military Bowl due to injury; 3rd in AAC and 22nd (tie) nationally in FRs (2); 2nd-team preseason '22 All-AAC by Athlon Sports and Phil Steele; 11 GP in '21; HM selection on Pro Football Focus All-AAC team for '21; played reserve role in last 11 games in '21: DNP vs. Boise St., or Bethune-Cookman; season-high 5 tackles, 1 sack and 3 TFL vs. South Florida including game-ending stop of USF quarterback Timmy McClain; 26 tackles, 6 TFL, 3.5 sacks in 10 games, 4 starts in '20; 25 tackles, 9 TFL, 3 sacks in 13 games in '19
- 12 Shaun Peterson Jr.:** ('23 transfer from Florida International) 10 career GS in '22 @Florida International; 6 GP in '23; 1 solo tackle in 1st UCF appearance vs. Kent St; played RB for 4 seasons and then LB in '22 at Florida International; appeared and started in 10 games in '22 in 1st season playing OLB; led team in sacks with 6; logged 28 tackles (15 solo) including 8 TFL; 217 rushing yds and 2 TDs on 58 carries in '21; saw action in 10 of 11 games in '21; tallied season-best 40 yds on 9 carries at Central Michigan; played in 3 games for Panthers in '20 prior to suffering season-ending injury; earned 188 rush yds and 2 TDs in three games played; vs. Middle Tennessee rushed for 117 yds and 2 scores including career-long run of 63 yds vs. Blue Raiders; played in all 13 games for Panthers as sophomore in '19, with most action coming on special teams; appeared in 2 games at RB in '18, recording 11 carries for 41 yds; out of Nova HS in Fort Lauderdale, FL; ran for 1,234 yds and 17 TDs as senior



DEFENSE

MIKE27 Walter Yates III (GRAD): ('22 Savannah State transfer) **23 career GS (10 in '19, 2 in '20, 3 in '21 @Savannah State, 3 in '22, 5 in '23 @UCF); 5 GS in '23 (DNP vs Kansas); 4th on UCF tackle list with 25 through 6 games; 7 tackles vs. Kent St; 6 tackles, 1 TFL vs Boise St; 3 vs. Villanova; 4 vs Kansas St; 5 vs Baylor; 14 GP, 3 GS (FAU, Navy, Duke in Military Bowl) in '22; finished tied for 3rd on UCF in tackles with 54; team-high 7 tackles, 5 solo, 1 TFL vs. S.C. St.; 6 tackles, half a sack at Tulane; started vs. Navy and had 11 tackles, half a sack for 4, 1.5 TFL for 5;; started vs. Duke in Military Bowl and made 9 tackles (6 solo); played '18-'21 seasons at Savannah State; played in 1st 3 games of '21 season, recording 2 tackles before sitting out remainder of year after suffering torn biceps; Savannah State did not play football in fall '20 due to COVID-19 pandemic and instead played shortened spring season in '21; as sophomore in '19 had his most productive season, totaling team-high 61 tackles to go with 9.5 TFL, 2.5 sacks and 3 INTs; played in 9 games as true freshman in '18 and recorded 58 tackles, 7 TFL; played at Gulf Breeze HS in Gulf Breeze, FL**

17 Rian Davis (GRAD): ('23 Georgia transfer) **3 career GS, 2 in '22 @Georgia, 1 in '23 @UCF; 6 GP in '23; 5 tackles in 1st UCF appearance vs. Kent St; 1 asst. tackle each vs Boise St and Villanova; 2 vs. Kansas St; made 1st UCF start at Kansas and had 4 tackles; 2nd-team '23 preseason All-Big 12 LB selection by Phil Steele; working toward second degree in sociology in fall '23 semester; veteran LB played in 26 games (2 starts) at Georgia over 4 seasons; in '22 at Georgia saw action at LB in 14 of 15 games as redshirt junior, starting 2 and helping Bulldogs to 15-0 season and 2nd consecutive CFP national title; totaled 15 tackles and 5 QB pressures; had career-best 4 tackles and QB hurry vs. Auburn; in '21 saw only action of redshirt soph season, making 1 tackle as reserve in win over UAB; in '20 saw action in 7 of 10 games as redshirt freshman member of Bulldogs' kick return unit; in '19 saw action in SC game as true freshman; played at Wekiva HS in Apopka, FL**

WILL0 Jason Johnson (GRAD): ('22 Eastern Illinois transfer) **UCF leader with 43 career GS (6 in 19, 6 in '20, 11 in '21 @Eastern Ill., 14 in '22, 6 in '23 @UCF) including team-high 43 straight; 6 GS in '23; #1 on UCF team in '23 with 52 tackles (3rd in Big 12 at 8.67 per game); 3 tackles vs. Kent St; led UCF with 8 tackles vs Boise St; team-high-tying 6 vs Villanova; team-high 12 vs Kansas St; career-high-tying 15 vs Baylor; had team-high 8 at Kansas, including 1 TFL; 1 of 6 team captains for '23; 1st-team LB on Lindy's, Phil Steele and Pro Football Focus '23 preseason All-Big 12 team, 3rd-team by College Football Network; on watch lists for Nagurski, Butkus and Bednarik awards; named '22 AAC Football Scholar-Athlete of the Year; semifinalist for NFF Campbell Trophy to top student-athlete nationally based on 3.64 GPA; working toward 2nd degree in sociology in fall '23 semester; 14 GS in '22; 1st-team All-AAC selection in '22 by vote of league coaches and by Phil Steele; 2nd-team All-AAC by Pro Football Network; finished as leading UCF tackler with 126 (more than 2X as many as any other UCF player); ranked 31st nationally and 3rd in AAC at 9.0 tackles per game; team-leading 12 tackles (9 solo) vs. Louisville; game-high 15 tackles at ECU, plus 1 QBH; team-high 13 tackles vs. Memphis; had team-high-tying 13 vs. Navy including half a TFL for 1; made team-high 11 at USF; 3rd in AAC and 22nd (tie) nationally in fumble recoveries (2); transferred to UCF from Eastern Illinois where he was 2-time FCS All-American; started every game at LB (6 in '20 and 11 in '21) his last 2 yrs at Eastern Illinois; 1st-team All-Ohio Valley Conference linebacker in '20 and '21; led Ohio Valley Conference in tackles in '21 with 112; named to Hero Sophomore All-America team in both '20 and '21; recovered 4 fumbles in '21 to tie for FCS lead and also had 8 TFL; started all 6 games of '20 campaign that was played in spring '21; made 66 tackles and had 6 TFL, 1 sack and 1 FF, leading Ohio Valley Conference in tackles per game and ranking 9th in FCS; played in 10 games and started 6 times as true freshman in '19; named 2nd-team Freshman All-American by Phil Steele for '19; played LB and WR at Rich Central HS in Olympia Fields, IL**

15 Isaiah Paul: ('23 Washington State/Incarinate Word transfer) **8 career GS (2 in '20, 6 in '21 @Incarinate Word; 1 GP (Kent St) in '23; saw action in 4 games in '22 as redshirt junior at Incarnate Word, totaling 20 tackles, 15 solo, TFL and a sack while playing for head coach G.J. Kinnie, former UCF off. coord. and now head coach at Texas State; in NCAA FCS semifinal game vs. N.D. St. collected game- and season-high 14 tackles, 10 solo, along with 3 TFL and a sack; spent '23 spring semester at Washington State; as redshirt sophomore in '21 appeared in all 13 games for Cardinals; finished with 42 tackles, 6.5 TFL and 2 sacks; named second-team All-Southland in '21; started all 6 games as redshirt soph in spring '21 and was 2nd on team with 38 tackles; All-Southland Conference third team; played in 12 games in '19 and had 2 starts as redshirt freshman; recorded 37 tackles, 6.5 TFL; redshirted as true freshman in '18**

OR 16 T.J. Bullard: 6 GP in '23; 1 asst tackle vs. Kent St; did not see game action as true freshman LB in '22; led Berkeley Prep HS in Tampa, FL, to 12-1 record and championship game of '21 Florida 3A playoffs; father is WWE star Titus O'Neil who played defensive end (44 game appearances) at Florida ('97-'00) as Thaddeus Bullard for Gator coach Steve Spurrier; high school teammate of UCF receiver Xavier Townsend

STAR 13 DeJordan Mask: ('23 Texas State transfer) **32 career GS (9 in '20, 10 in '21, 9 in '22 @Texas St, 4 in '23 @UCF); 4 GS (Kent St, Boise St, Kansas St, Baylor), 5 GP in '23; DNP vs Villanova; 2 tackles and an INT vs. Kent St; 1 solo tackle vs Boise St; 4 tackles vs. Kansas St; 1 asst vs Baylor; played in 45 games with 32 starts over last 4 seasons at Texas State, playing in at least 10 games each of his 4 years; enrolled at UCF in January '23 for spring semester; made 42 tackles and career-high 3 interceptions (2nd most on team) in 12 games in '22; played in 11 of 12 games in '21, including 10 starts; accounted for 40 tackles; played in 10 games in '20, tallying 49 tackles; played in 12 games as true freshman in '19, recording 5 tackles; named to Arkansas Coaches Class 5A South All-State prep team**

4 Braeden Marshall: 6 GP in '23; 2 tackles vs. Kent St in 1st collegiate appearance; 2 solo tackles vs. Boise St; 1 PBU vs Villanova; 2 solo tackles vs Baylor; enrolled at UCF in Jan. '23 and participated in '23 spring football drills; 4-star CB at Lake Mary High School in Lake Mary, FL

CB 14 Corey Thornton (GRAD): 33 career GS (10 in '20, 6 in '21, 11 in '22, 6 in '23) including 16 straight; 6 GS in '23; 2nd in Big 12 in passes defended with 7 (1.4 per game); 2 solo tackles and 2 PBU vs. Kent St; 3 solo tackles and an INT vs Boise St; 2 tackles vs Villanova; 5 tackles and an INT vs Kansas St; 1 assist and 2 PBU vs Baylor; 3rd-team pick on '23 preseason All-Big 12 team by Pro Football Focus; working toward second TBD degree in fall '23 semester; 14 GP, 11 GS in '22; 3rd-team All-AAC by Pro Football Focus; boasts 27 career starts including final 10 games in '22; 7th on UCF roster in tackles in '22 with 50; led Knights in PBU with 7; 5 solo tackles, 1 PBU in start vs. Temple; 8 tackles, 1 forced fumble at ECU; 8 tackles, 1 QBH at Memphis; 6 tackles vs. Tulane in AAC title game; 7 tackles, 1 TFL for 1 vs. Duke in Military Bowl; 3rd-team preseason All-AAC for '22 by Athlon Sports; 12 GP, 6 GS in '21; 3rd-team selection on Pro Football Focus All-AAC team for '21; started vs. Boise St., Bethune-Cookman, Louisville, UConn, South Florida and Gasparilla Bowl vs. Florida; season-high 5 tackles, a TFL and a PBU vs. SMU; 5 tackles, 1 PBU vs. Memphis; DNP vs. Navy; 30 tackles, 2 PBU, 1 INT (vs. Temple) in 10 starts in '20 as true freshman

1 Ja'Cari Henderson: 6 GP in '23; 4 solo tackles vs Boise St; 2 vs. Kansas St; 2 solo vs Baylor; 2 tackles at Kansas; appeared in 4 games as true freshman in '22 including conference title game vs. Tulane and Military Bowl vs. Duke; ended season with 3 tackles, all of those vs. Duke; standout DB for Seminole High HS in Sanford, FL; helped Seminole to 12-0 record and '20 Florida 8A state championship; HS teammate of

DEFENSE

fellow UCF DB and twin brother Demari Henderson, as well as UCF LB Kam Moore and QB Timmy McClain; from same HS as former UCF WR Gabriel Davis (now with NFL Buffalo Bills) and his brother, current UCF TE Jordan Davis

CB 31 Brandon Adams: 16 career GS (6 in '21, 4 in '22, 6 in '23); 1 PBU vs. Kent St; 2 solo tackles and 1 TFL vs Boise St; 3 vs. Kansas St; 1 assist, 1 PBU vs Baylor; 3 tackles vs Kansas; 14 GP, 4 GS (S.C. St., Louisville, Ga. Tech, Duke in Military Bowl) in '22; 4 solo off bench vs. FAU; 4 tackles off bench vs. Cincinnati; 5 tackles and half a TFL off bench at Tulane; 5 tackles vs. Duke in start in Military Bowl; 12 GP, 6 GS in '21; made 1st career start vs. ECU and had season-best 6 tackles; lone true freshman on def. depth chart

11 Decorian Patterson (GRAD) ('23 Middle Tennessee State transfer) 26 career GS (1 in '19, 8 in '20, 4 in '21, 13 in '22 @Middle Tennessee); 5 GP in '23 (DNP vs Kansas St); 1 asst tackle vs Villanova; 1 solo vs Baylor; 3rd-team CB pick on '23 preseason All-Big 12 team by College Football Network, 4th-team by Phil Steele; on Senior Bowl watch list; working toward 2nd degree in interdisciplinary studies in fall '23 semester; 13 GS as redshirt junior in '22; 4th on team with 65 tackles to go with 7 INTs, 12 pass breakups and a blocked kick; led Conference-USA and nation in interceptions; HM All-Conference-USA; 7 tackles and career-best 2 INTs vs. UTSA and 8 stops and PBU vs. Western Kentucky; 8 tackles at FIU to go with 2 INTs and 2 PBUs; 13 GP, 4 GS as redshirt soph in '21 with 27 tackles to go with an INT, 7 PBU and a FR; 8 GS as redshirt soph in '20; tied for 5th on team with 43 tackles, including 5 TFLs, 2.5 sacks, 5 PBU, an INT, FR and FF; 12 GP, 1 GS as redshirt freshman in '19; 39 tackles, including 3 TFLs and team-high 6 PBUs; 4 GP and was redshirted as true freshman in '18; lettered in football and basketball at Leesburg High School in Leesburg, FL

OR 7 Fred Davis ('23 Clemson transfer) career GS in '22 @Clemson; 2 GP (Kent St and Villanova) in '23; 27 career GP at Clemson; 34 tackles (1.5 TFL), 4 pass breakups and FR in 507 snaps (3 starts) from '20-'22; 15 tackles (1 for loss), 2 pass breakups and FR in 187 defensive snaps over 7 games (3 starts--missed last 6 games with injury) in '22; breakout game vs. Furman, finishing with 7 tackles, 1st career FR and pass deflection that resulted in INT; in '21 made 6 tackles (0.5 for loss) in 137 snaps over 9 GP; 13 tackles and 2 pass breakups in 183 snaps over 11 games as true freshman in '20; played at Trinity Christian Academy in Jacksonville, FL

SAF 21 Nikai Martinez: 6 career GS in '23; 2 solo tackles and 1 PBU in 1st collegiate start vs. Kent St; 3 solo tackles and 1 TFL for 5 vs Boise St; 2 tackles and an INT with 42-yd ret. vs Villanova; 6 tackles vs Kansas St; 5 tackles vs Baylor; 4 tackles vs Kansas; 3rd-team pick as special teams player on '23 preseason All-Big 12 team by College Football Network; 14 GP in '22; 3 solo tackles vs. Temple; 3 tackles vs. USF; '22 true freshman from Apopka HS in Apopka, FL; led Apopka to 12-3 record and championship game of '21 Florida 8A playoffs; 2nd-team 8A all-state section as jr in '20 by FloridaHSFootball.com; led Blue Darters to 13-2 mark and Florida 8A state title game in '19

8 Demari Henderson: 1 career GS in '22; 3 GP in '23 (Kansas St, Baylor and Kansas); DNP vs. Kent St, Boise St or Villanova in '23; 4 tackles vs Kansas St; 7 tackles vs. Baylor plus forced fumble and 87-yd TD fumble ret; 3 tackles and 1 PBU vs Kansas; 12 GP (all but Louisville, Tulane reg. season), 1 GS (Duke in Military Bowl) in '22; 3 tackles, 2 PBU and 1 QBH vs. Temple; 3 tackles at USF; 2 solo tackles in start vs. Duke in Military Bowl; true freshman from Seminole HS in Sanford, FL; 1st-team 8A all-state selection at athlete designation in '21; twin brother and HS teammate of fellow DB Ja'Cari Henderson, as well as LB Kam Moore and QB Timmy McClain; from same HS as former UCF all-star receiver Gabriel Davis (now with NFL Buffalo Bills) and his brother, current UCF TE Jordan Davis

OR 29 William Wells: 3 GP in '23; 2 tackles vs. Kent St; 4 tackles vs Villanova; DNP vs Kansas St, Baylor or Kansas; saw game action in 12 contests in '22 (all but Navy, Tulane in AAC title game) in Knight defensive backfield and special teams; appeared in 7 games in '21 as DB and on special teams, including each of final 6 games; received '22 AAC All-Academic Team honors

SAF 10 Quadric Bullard: 25 career GS (13 in '21, 6 in '22, 6 in '23); 6 GS in '23; 2 solo tackles vs. Kent St; 4 solo tackles vs Boise St; 4 vs. Kansas St; 6 tackles, 1 PBU vs Baylor; 5 solo tackles vs Kansas; 7 GP, 6 GS in '22; blocked 4th-per. punt and recovered in EZ for 19-yd. ret. and TD and final UCF pts. vs. S.C. St.; 5 tackles, 1 FF, 1 PBU vs. Louisville; 5 tackles vs. FAU; 3 solo tackles, 2 TFL and 1 PBU vs. Georgia Tech to go with a TD on 29-yd. ret. of blocked punt by Jarvis Ware late in 2nd per.; 6 tackles at ECU; DNP at Tulane reg. season, Navy, USF, Tulane in AAC title game and Duke in Military Bowl after season-ending injury; 3rd-team preseason All-AAC for '22 by Phil Steele, 4th team by Athlon Sports; 13 GS in '21; 2nd-team selection on Pro Football Focus All-AAC team for '21; 4th-team All-AAC by Phil Steele; started all 13 games in '21 at safety; 3rd in nation in FR with 3; 2nd on UCF team with 83 tackles in '21; 9 tackles plus 1 sack and 2 PBU vs. Tulane; led team with career-high-tying 9 tackles vs. Louisville; tied for team lead with 9 tackles vs. Boise; 12 tackles in 10 games in '20 as true freshman; dean's list student and member of AAC All-Academic Team

9 Jireh Wilson (GRAD): ('23 East Carolina transfer) 25 career GS (9 in '20, 7 in '21, 7 in '22 @East Carolina, 2 in '23 @UCF); 2 GS (Villanova and Kansas), 6 GP in '23; 4 assisted tackles vs. Kent St.; 2 solo tackles each vs Boise St and Villanova; made 1st UCF start vs Villanova; 2 tackles, 1 PBU vs Kansas St; 3 tackles vs Baylor; 7 tackles vs Kansas; 13 GP, 7 GS in '22; 7th in total tackles with 48; 3rd-team pick on Pro Football Focus '22 All-AAC squad, 4th-team selection by Phil Steele, HM by Pro Football Network; AAC Defensive Player of the Week (Oct. 24) following '22 performance vs. UCF after posting 3 tackles with interception and FR; 12 GP, 7 GS in '21; 44 with stops (18 solo); 9 GS in '20 with 70 stops (42 solo), 6.5 TFLs (minus-26 yards), 3.5 sacks (minus-16 yards); 12 GP in '19, 28 tackles (16 solo); 3 GP in '18 as redshirt; played at Northside HS in Jacksonville, NC

SPECIAL TEAMS

FG/PAT

35 Colton Boomer: 6 GP in '23; 7 for 10 on FGs in '23 and 21 of 25 in his career; 25 of 25 on PATs in '23 and 67 of 68 in career; has hit 66 straight PATs (6th longest streak at UCF) dating back to only miss on 2nd attempt vs FAU in '22; realistically had not missed a field-goal attempt in his collegiate career until Kansas St game in '23, though technically he had one misfire on a 2022 play where ball was not supposed to be snapped; tied UCF record with 4 FGs vs Boise St, including from 50 and 55 and then from 40 as time expired to win game; named Big 12 Special Teams Player of the Week for play vs Boise St; recognized by Palm Beach County Sports Commission and Lou Groza Collegiate Place-Kicker Award presented by Orange Bowl as one of three kickers named "Stars of the Week" for play vs. Boise St; became 2nd UCF kicker to hit 2 50+ FGs in a game; added FGs vs Villanova from 26 and 41; hit from 29 and missed from 52 vs Kansas St; had 32-yd FG blocked vs Baylor and missed short from 59 on final play that would have won game; 6th in Big 12 in points scored (46); 2nd-team kicker on Lindy's and College Football Network '23 preseason All-Big 12 teams, 3rd-team selection by Athlon and Phil Steele, on '23 watch list for Lou Groza Award; 12 GP in '22 (all but S.C. St., Louisville); 3rd-team All-AAC by Pro Football Focus and by Phil Steele; hit first 10 FG att. in '22 and finished 14 of 15; 2nd on team in scoring in '22 with 84 pts.; led AAC and 8th in nation in FG% at .933; 5th in AAC at 1.17 FGs per game; tied all-time UCF single-game record with 4 FGs vs. Georgia Tech (21, 31, 37, 43) for 13th time a UCF kicker has hit 4 in a game; kicked 10 PATs vs. Temple; only miss in '22 was from 64 at Memphis on play where ball was not supposed to be snapped; 42 of 43 on PATs in '22; former prep standout at Lake Mary HS in Lake Mary, FL

80 Grant Reddick: blue-chip kicker and punter for Boone HS in Orlando, FL; Kohl's Kicking rated him 5-star kicker and listed him #1 nationally; has 6 family members who attended UCF

P 40 Mitch McCarthy: 6 GP in '23; averaging 40.9 on 14 punts in '23; 1 punt for 42 vs. Kent St; 2 for 46.5 vs Boise St including 54-yd; 3 for 48-yd avg vs Villanova including 1 for 52; 2 for 39.0 vs Kansas St; 3 for 37.7 vs Baylor; 4 for 37.0 avg vs Kansas; 12 GP in '22 (all but S.C. St., Louisville); finished with 43.3 avg. on 38 punts; took over top punting job 3 games into '22 vs. FAU; 4 for 48.2 vs. Navy including long of 56; 4 for 47.2 avg. vs. Duke in Military Bowl including 1 for 60 that ranked as season long; trained at ProKick Australia beginning Nov. '21; picked 7th in Australian Rules Football draft in '16 by Collingwood; spent 1 yr. playing basketball at Village Christian HS in Sun Valley, CA

LS 41 King, Gage: ('23 Arizona State transfer) 6 GP in '23; enrolled in January '23 for spring semester; spent 4 seasons at Ariz. St., as backup long snapper; played in 3 games for Sun Devils as redshirt junior in '22; contributed on scout team and special teams units as redshirt soph in '21; backup long snapper did not see game action as redshirt freshman in '20; preferred walk-on long-snapper prospect who red-shirted as true freshman in '19

PR 3 Xavier Townsend: 3rd in Big 12 in punt ret yds with 107 (13.38 avg); 1 for 5 vs. Boise St; 6 for 94 vs Villanova, with long of 29--and another for 92 that was brought back by penalty; those 6 rank most by a Big 12 player in a game in '23 and the 94 yds are also most by a Big 12 player in a game in '23; 1 for 8 vs Baylor; 3rd-team All-AAC in '22 as punt returner by Phil Steele; 9.3 average ranked 3rd in AAC and 16th nationally; true freshman in '22 who doubled as backup WR

80 Trent Whittemore (GRAD): ('23 Florida transfer) played four seasons at Florida as wide receiver in 2019-22; played in 7 games in '22; 2 catches for 31 (long of 17) at No. 11 Tennessee; started at WR in 8 of 10 appearances in '21; career-high 4 for 36 vs. Kentucky and 4 for 35 vs. Alabama; appeared in 7 games at WR in '20; 8 catches for 81 yds in regular season, then 2 for career-high 47 in Cotton Bowl vs. Oklahoma; played 2 games as true freshman and redshirted in '19; played SAF, CB, WR and QB for Buchholz HS in Gainesville, FL, where he started from freshman year on; played for coach and father Mark Whittemore who played WR at UCF in 1991-94 and made 100 career catches for 1,908 yds; mother, grandfather and great-grandfather all attended Florida; mother Missy played volleyball for Florida from 1992-95, earning All-SEC honors in 1993, 1994 and 1995

KOR

0 Johnny Richardson: 1 for 16 vs Boise St; 1 for 51 vs Kansas State; 4 for 67 vs Baylor; 5 for 78 on KO ret. in '22; led UCF in '21 with 15 for 301 (long of 43); 7th in AAC in KO ret. at 20.1 each in '21; returned 4 KOs for 77 yds. as true freshman in '20, with long of 26

23 Demarkus Bowman ('22 Florida transfer) sat out UCF RS soph season in '22 after spending year as reserve RB at Florida; originally enrolled at Clemson coming out of HS, then transferred to Florida following '20 season; rushed for 81 yds on 14 carries in 5 GP in '21 as RS freshman for Florida; 2 GP as true freshman at Clemson, rushing 9 times for 32 yds; former prep standout at Lakeland HS in Lakeland, FL, with 5,081 career rush. yds

3 Xavier Townsend: 1 for 34 vs. Boise St; 2 for 44 vs Kansas State

NCAA STATISTICS

Statistic	National Rank	Conference Rank	Value	National Leader	Value	Conference Leader	Value
3rd Down Conversion Pct (130 ranked)	13	3	0.500	Air Force	0.594	Kansas	0.534
3rd Down Conversion Pct Defense (130 ranked)	114	13	0.459	Utah	0.231	Texas West Virginia	0.284
4th Down Conversion Pct (130 ranked)	39	6	0.600	Penn St.	0.917	Iowa St.	0.818
4th Down Conversion Pct Defense (130 ranked)	88	10	0.571	Florida Miami (FL)	0.125 0.125	BYU Oklahoma St.	0.250 0.250
Blocked Kicks (27 ranked)				Illinois Oklahoma St.	4 4	Oklahoma St.	4
Blocked Kicks Allowed (130 ranked)	70	5	1	69 teams tied	0	4 teams tied	0
Blocked Punts (6 ranked)				5 teams tied	2	Oklahoma	2
Blocked Punts Allowed (128 ranked)	1	1	0	97 teams tied	0	8 teams tied	0
Completion Percentage (130 ranked)	37	6	0.645	Oregon	0.798	Oklahoma	0.733
Defensive TDs (28 ranked)	28	3	1	6 teams tied	3	Kansas Oklahoma	2 2
Fewest Penalties (129 ranked)	69	13	40	Air Force Michigan	16 16	Baylor	25
Fewest Penalties Per Game (130 ranked)	83	13	6.67	Michigan	2.29	Kansas	4.14
Fewest Penalty Yards (130 ranked)	60	9	332	Michigan	123	Baylor	161
Fewest Penalty Yards Per Game (130 ranked)	76	10	55.33	Michigan	17.57	Baylor	26.83
First Downs Defense (130 ranked)	68	9	127	Penn St.	67	Texas	101
First Downs Offense (130 ranked)	39	5	144	LSU	194	TCU	185
Fumbles Lost (130 ranked)	76	11	4	5 teams tied	0	Houston Iowa St. Kansas St.	0 0 0
Fumbles Recovered (113 ranked)	113	11	1	UAB	9	Baylor	6
Kickoff Return Defense (130 ranked)	99	11	22.07	North Texas	9.75	Texas	15.44
Kickoff Returns (130 ranked)	31	5	23.56	Rutgers	36.67	Iowa St.	29.50
Net Punting (130 ranked)	129	14	30.93	Vanderbilt	45.97	Texas	44.14
Passes Had Intercepted (128 ranked)	77	10	6	Penn St. Navy Air Force	0 0 0	Oklahoma	2
Passes Intercepted (127 ranked)	88	12	4	Liberty	13	Oklahoma Iowa St.	12 12
Passing Offense (130 ranked)	37	6	270.3	Washington	424.7	Oklahoma	341.2
Passing Yards Allowed (130 ranked)	27	1	190.0	Penn St.	121.2	UCF	190.0
Passing Yards per Completion (130 ranked)	12	1	15.16	Air Force	23.40	UCF	15.16
Punt Return Defense (130 ranked)	128	14	20.00	Louisiana	-2.67	Oklahoma	-0.60
Punt Returns (130 ranked)	22	3	13.22	Kansas	31.00	Kansas	31.00
Red Zone Defense (128 ranked)	63	8	0.833	Michigan	0.333	Oklahoma	0.636
Red Zone Offense (130 ranked)	107	11	0.760	Oregon St. South Alabama Western Ky.	1.000 1.000 1.000	Oklahoma St.	0.957
Rushing Defense (130 ranked)	121	14	197.2	Utah	66.8	Cincinnati	104.2
Rushing Offense (130 ranked)	3	1	246.3	Air Force	334.2	UCF	246.3
Sacks Allowed (130 ranked)	78	10	2.17	Toledo	0.29	Iowa St.	0.71
Scoring Defense (130 ranked)	82	12	27.8	Michigan	6.7	Oklahoma	14.0
Scoring Offense (130 ranked)	27	5	34.7	Oregon	48.5	Oklahoma	45.2
Tackles for Loss Allowed (130 ranked)	53	9	5.17	Air Force	2.50	Texas Tech	3.86
Team Passing Efficiency (130 ranked)	18	3	163.16	Air Force	258.97	Oklahoma	181.59
Team Passing Efficiency Defense (130 ranked)	19	3	112.92	Penn St.	80.73	Iowa St.	106.02
Team Sacks (129 ranked)	53	5	2.33	Penn St.	4.50	TCU	2.71
Team Tackles for Loss (130 ranked)	65	8	5.8	Texas A&M	9.3	Oklahoma	8.7
Time of Possession (130 ranked)	115	13	28:00	Air Force	34:44	West Virginia	33:32
Total Defense (130 ranked)	79	9	387.2	Penn St.	193.7	Texas	323.3
Total Offense (130 ranked)	4	1	516.7	Oregon	553.3	UCF	516.7
Turnover Margin (130 ranked)	117	14	-0.83	Oklahoma	1.83	Oklahoma	1.83
Turnovers Gained (130 ranked)	116	13	5	Bowling Green Western Ky.	16 16	Oklahoma	15
Turnovers Lost (129 ranked)	70	11	10	Oregon	1	Houston	3
Winning Percentage (130 ranked)	65	10	0.500	10 teams tied	1.000	Oklahoma	1.000



NCAA STATISTICS

Statistic	Player	National Rank	Conference Rank	Value	National Leader	Value	Conference Leader	Value
All Purpose (200 ranked)	RJ Harvey Johnny Richardson Kobe Hudson Xavier Townsend	33 65 157 171	6 9 19 20	113.83 100.33 78.83 75.67	Ashton Jeanty, Boise St.	180.57	Jonathon Brooks, Texas	141.17
Blocked Kicks (1 ranked)				6 players tied		2	Peyton Bowen, Oklahoma	2
Combined Kick Returns (200 ranked)	Xavier Townsend Johnny Richardson	64 92	8 14	185 134	Elijah Badger, Arizona St.	470	Major Everhart, TCU	435
Completion Percentage (111 ranked)	Timmy McClain	41	5	0.639	Bo Nix, Oregon	0.792	Dillon Gabriel, Oklahoma	0.723
Completions Per Game (100 ranked)	Timmy McClain	95	10	12.40	Davis Brin, Ga. Southern	32.83	Donovan Smith, Houston	24.17
Field Goal Percentage (110 ranked)	Colton Boomer	78	10	0.700	11 players tied	1.000	Seth Keller, Kansas	0.875
Field Goals Per Game (127 ranked)	Colton Boomer	46	8	1.17	Alex Hale, Oklahoma St.	2.50	Alex Hale, Oklahoma St.	2.50
Forced Fumbles (85 ranked)				Kendrick Simpkins, Western Ky.	0.60	Collin Oliver, Oklahoma St.	0.50	
Fumbles Recovered (36 ranked)	Demari Henderson	36	2	1	Drue Watts, Nevada	4	Garrison Grimes, Baylor	2
Interceptions Per Game (134 ranked)	Corey Thornton DeJordan Mask	42 134	8 24	0.4 0.2	Jeremiah Cooper, Iowa St. Maxwell Hairston, Kentucky	0.7 0.7	Jeremiah Cooper, Iowa St.	0.7
Kickoff Return TDs (2 ranked)				Matthew Golden, Houston	2	Matthew Golden, Houston	2	
Kickoff Returns (54 ranked)				Brashard Smith, Miami (FL)	34.6	Drae McCray, Texas Tech	26.6	
Passes Defended (22 ranked)	Corey Thornton	8	2	1.4	Kris Abrams-Draine, Missouri	1.9	Beanie Bishop Jr., West Virginia	1.5
Passing Efficiency (111 ranked)	Timmy McClain	7	2	177.7	Jayden Daniels, LSU	197.7	Dillon Gabriel, Oklahoma	178.2
Passing TDs (123 ranked)	Timmy McClain	64	8	9	Caleb Williams, Southern California	23	Dillon Gabriel, Oklahoma	16
Passing Yards (130 ranked)	Timmy McClain	86	10	1,008	Shedeur Sanders, Colorado	2,420	Dillon Gabriel, Oklahoma	1,878
Passing Yards Per Game (130 ranked)	Timmy McClain	68	9	201.6	Michael Penix Jr., Washington	383.5	Dillon Gabriel, Oklahoma	313.0
Passing Yards per Completion (111 ranked)	Timmy McClain	5	2	16.26	Kaidon Salter, Liberty	17.80	Garrett Greene, West Virginia	16.70
Points Responsible For (196 ranked)	Timmy McClain Colton Boomer RJ Harvey	72 178 196	10 20 21	66 46 42	Caleb Williams, Southern California	178	Dillon Gabriel, Oklahoma	126
Points Responsible For Per Game (195 ranked)	Timmy McClain Colton Boomer RJ Harvey	50 157 178	9 17 20	13.2 7.7 7.0	Caleb Williams, Southern California	25.4	Dillon Gabriel, Oklahoma	21.0
Punt Return TDs (2 ranked)				Daequan Hardy, Penn St.	2	5 players tied	1	
Punt Returns (53 ranked)	Xavier Townsend	11	3	13.4	Ainias Smith, Texas A&M	20.2	Gavin Freeman, Oklahoma	14.2
Punting (74 ranked)				James Ferguson-Reynolds, Boise St.	49.5	Ryan Rehkow, BYU	48.1	
Receiving TDs (177 ranked)	Javon Baker Alec Holler Kobe Hudson Xavier Townsend	177 177 177 177	21 21 21 21	2 2 2 2	4 players tied	9	Nic Anderson, Oklahoma	6
Receiving Yards (198 ranked)	Kobe Hudson Javon Baker	49 74	2 7	473 417	Malik Nabers, LSU	860	Samuel Brown, Houston	549
Receiving Yards Per Game (199 ranked)	Kobe Hudson Javon Baker	38 64	2 6	78.8 69.5	Malik Nabers, LSU	122.9	Samuel Brown, Houston	91.5
Receptions Per Game (196 ranked)	Kobe Hudson Javon Baker	160 181	18 22	3.7 3.5	LaJohntay Wester, Fla. Atlantic	10.3	Samuel Brown, Houston	6.2
Rush Yards Per Carry (139 ranked)	RJ Harvey	38	6	5.74	Alex Tecza, Navy	8.11	Devin Neal, Kansas	7.32
Rushing TDs (129 ranked)	RJ Harvey Jordan McDonald	27 129	1 18	6 3	Blake Corum, Michigan	12	6 players tied	6
Rushing Yards (198 ranked)	RJ Harvey Johnny Richardson	38 65	7 8	511 441	Kimani Vidal, Troy	951	Tahj Brooks, Texas Tech	786
Rushing Yards Per Game (199 ranked)	RJ Harvey Johnny Richardson	33 53	7 8	85.2 73.5	Kimani Vidal, Troy	135.9	Jonathon Brooks, Texas	121.0
Sacks (138 ranked)	Tre'mon Morris-Brash Malachi Lawrence	17 39	1 5	0.83 0.67	Mohamed Kamara, Colorado St.	1.58	Khalid Duke, Kansas St. Tre'mon Morris-Brash, UCF	0.83 0.83
Scoring (184 ranked)	Colton Boomer RJ Harvey	60 77	6 10	7.7 7.0	Ashton Jeanty, Boise St.	12.9	Bert Auburn, Texas Alex Hale, Oklahoma St.	10.0 10.0
Solo Tackles (23 ranked)	Jason Johnson	8	1	5.7	Tyrice Knight, UTEP	8.0	Jason Johnson, UCF	5.7
Tackles For Loss (29 ranked)	Tre'mon Morris-Brash	3	1	2.0	Jonah Elliss, Utah Jason Henderson, Old Dominion	2.2 2.2	Tre'mon Morris-Brash, UCF	2.0
Total Interceptions (43 ranked)	Corey Thornton	43	8	2	Jeremiah Cooper, Iowa St. Maxwell Hairston, Kentucky	5 5	Jeremiah Cooper, Iowa St.	5
Total Offense (199 ranked)	Timmy McClain RJ Harvey Johnny Richardson	70 155 173	9 19 20	222.0 85.2 73.5	Jayden Daniels, LSU	401.3	Dillon Gabriel, Oklahoma	347.7
Total Points Scored (139 ranked)	Colton Boomer RJ Harvey	82 100	9 11	46 42	Ashton Jeanty, Boise St.	90	Bert Auburn, Texas Alex Hale, Oklahoma St.	60 60
Total Tackles (485 ranked)	Jason Johnson Josh Celiscar Lee Hunter Walter Yates	37 198 249 345	3 21 26 38	8.7 6.0 5.7 5.0	Jason Henderson, Old Dominion	15.3	Danny Stutsman, Oklahoma	9.7
Total Touchdowns (139 ranked)	RJ Harvey	31	1	7	Ashton Jeanty, Boise St.	15	4 players tied	7
Yards per Pass Attempt (111 ranked)	Timmy McClain	5	1	10.39	Jayden Daniels, LSU	11.03	Timmy McClain, UCF	10.39
Yards per Reception (199 ranked)	Kobe Hudson Javon Baker	11 19	3 6	21.50 19.86	Hudson Clement, West Virginia	24.83	Hudson Clement, West Virginia	24.83



GUS MALZAHN

HEAD COACH THIRD SEASON

Hometown

Fort Smith, Arkansas

Education

Henderson State, 1990

Family

Wife - Kristi

Children - Kylie and Kenzie

Head Coaching Record

Year	School	Record
2012	Arkansas State	9-3
2013	Auburn	12-2
2014	Auburn	8-5
2015	Auburn	7-6
2016	Auburn	8-5
2017	Auburn	10-4
2018	Auburn	8-5
2019	Auburn	9-4
2020	Auburn	6-4
2021	UCF	9-4
2022	UCF	9-5
2023	UCF	3-3
Total	12 Seasons	98-50

Bowl Games

2014 BCS National Championship
2015 Outback Bowl
2015 Birmingham Bowl
2017 Sugar Bowl
2018 Chick-fil-A Peach Bowl
2018 Music City Bowl
2020 Outback Bowl
2021 Gasparilla Bowl
2022 Military Bowl

Coaching Experience

1991-95 Hughes HS (Ark.)
DC (1991), HC (1992-95)
1996-2000 Shiloh HS (Ark.)
Head Coach
2001-05 Springdale HS (Ark.)
Head Coach
2006 Arkansas
OC/Wide Receivers
2007-08 Tulsa
Asst. HC/Co-OC/QBs
2009-11 Auburn
Offensive Coordinator/QBs
2012 Arkansas State
Head Coach
2013-20 Auburn
Head Coach
2021-pres. UCF
Head Coach



Gus Malzahn's first two seasons as UCF head football coach in 2021 and 2022 featured overall nine-win marks, consecutive postseason bowl invitations (10th and 11th straight for teams coached by Malzahn and sixth and seventh straight for UCF) and a 2022 conference title-game qualification as his Knight teams have injected themselves onto the list of elite collegiate programs.

Malzahn, who has spent one year as a head coach in the Sun Belt Conference, eight years in the high-powered Southeastern Conference and two years in the American Athletic Conference, is in his first year in the Big 12 Conference in 2023.

His 2022 squad produced significant regular-season victories over ranked Cincinnati and Tulane squads—followed by an appearance in the AAC Championship Game for the first time since 2018. In 2021 Malzahn's unit finished with six wins in the Knights' final seven games, a 29-17 Gasparilla Bowl triumph over Florida, a perfect 7-0 home record—and an eye-opening response to a parade of injuries to key personnel.

The Knights in 2022 excelled on both sides of the line of scrimmage. UCF finished among the national leaders on offense (16th in total offense at 469.6 yards per game and ninth in rushing at 228.4 yards per contest) while also leading the nation in red-zone defense much of the season (ending fifth at .707) and allowing only 23.6 points per game. Malzahn's team also ranked 11th in first downs, 13th in fumbles recovered (12) to pace the league, 17th in fourth-down conversions (.633, third in AAC), 16th in third-down conversions (.464), 31st in scoring (32.9) and 24th in fewest penalties per game (4.86).

UCF in 2022 ranked second in the AAC in total offense and rushing. The improved Knight attack jumped 50 NCAA ranking slots in total offense, 19 in rushing, 34 in passing and six in scoring. The UCF defense improved its season averages in rush defense and scoring defense.

The Knights notched regular-season triumphs over two-time defending AAC champion Cincinnati by coming from behind twice in the final period—and recorded an impressive road win over regular-season AAC champion Tulane while running for 336 rushing yards. Two of UCF's losses (Louisville and Navy) came by a combined nine points—while each of the final three Knight regular-season road games (Memphis, No. 17 Tulane, South Florida) ended in a seven-point win.

UCF in 2022 had 14 All-AAC first- or second-team selections: offensive guards Sam Jackson and Lokahi Pauole, center Matt Lee, offensive tackle Ryan Swoboda, defensive linemen Ricky Barber and Tre'mon Morris-Brash, linebacker Jason Johnson and cornerback Davonte Brown as first-team picks to go with second-teamers Ryan O'Keefe and Javon Baker at wide receiver, Isaiah Bowser and RJ Harvey at running back plus defensive backs Justin Hodges and Divaad Wilson. In addition, long snapper Alex Ward for the second straight year was named one of three finalists for the Patrick Mannely Award (and he played in the 2023 Senior Bowl and was the lone long snapper invited to the 2023 NFL Combine). Both Barber and Brown were named honorable mention All-America, and Brown was named the AAC Cornerback of the Year by Pro Football Network.

Malzahn's Knights began the 2021 season by recording the largest comeback victory in UCF history in a 36-31 weather-delayed triumph over Boise State. His first team in Orlando prospered by pulling out three other wins by four-point margins and playing six games overall decided by a touchdown or less—with two UCF defeats coming by a

combined 11 points.

The Knights had to survive the early-season loss of their starting quarterback (Dillon Gabriel—he missed the last 10 games) as well as lengthy sideline stints for their best defensive player (tackle Kalia Davis—he missed the last eight games), their top running back (Isaiah Bowser—he missed five games) and their most dangerous receiver (Jaylon Robinson—he missed six games). They finished the campaign by running for 288 yards in the bowl triumph over Florida in front of 63,669 fans in Tampa.

One of three finalists for the Steve Spurrier Award presented by the Football Writers Association of America to the best head coach in his first year at a school, Malzahn saw long snapper Alex Ward win third-team All-America honors from Phil Steele, while defensive end Big Kat Bryant was a first-team All-American Athletic Conference pick by three different selectors. Pro Football Network named Bryant the AAC Newcomer of the Year and the league's Defensive Lineman of the Year.

Eight other UCF players received at least one first- or second-team All-AAC honor—linebacker Tatum Bethune, receivers Ryan O'Keefe and Brandon Johnson, offensive linemen Lokahi Pauole, Cole Schneider and Marcus Tatum, and defensive backs Quadric Bullard and Divaad Wilson.

UCF in 2021 ranked seventh nationally in team pass efficiency defense (after ranking 104th in that NCAA statistical category the previous year), while also showing dramatic improvement in several other statistical categories:

--An upgrade of 86 slots in passing yards allowed compared to 2020, while permitting 89.1 fewer passing yards in 2021
--An improvement of 70 slots in total defense, while allowing 122.5 fewer yards per game compared to the previous season

Malzahn and his staff then capped their first season by building the highest-rated recruiting class in UCF history (rated 38th overall by 247Sports, including both high school players and transfers).

Malzahn, who led Auburn to the Bowl Championship Series National Championship Game following the 2013 season in the first of eight straight years his Tigers qualified for bowl games, was named the ninth head football coach at UCF on Feb. 15, 2021. He begins his second season with the Knights in 2022.

In eight years as head football coach at Auburn, Malzahn also led the Tigers to a Southeastern Conference Championship, two SEC West Division titles and six New Year's Day bowl selections to go with those eight postseason appearances.

Malzahn, now 98-50 (.667) in 12 seasons overall as a head coach, has helped teams to seven conference championship game appearances in his 16 seasons as a collegiate coach, including winning a pair of SEC Championships at Auburn (2010, 2013) and a Sun Belt Championship at Arkansas State in 2012. In the final Associated Press rankings his Auburn teams finished second (2013), 10th (2017), 22nd (2014) and 24th (2016).

The 2013 Bear Bryant, Bobby Bowden, Eddie Robinson, Home Depot, Sporting News, SB Nation, Liberty Mutual and Associated Press National Coach of the Year, Malzahn earned SEC Coach-of-the-Year honors that season after guiding Auburn to the biggest turnaround in SEC history. He led the Tigers to a 12-2 record and one of the most memorable seasons in school history in 2013, with historic wins over Georgia and top-ranked Alabama and a record-setting SEC



Championship Game win over fifth-ranked Missouri. He became just the third coach in SEC history to win an SEC title in his first year at a school, joining LSU's Bernie Moore in 1935 and Ole Miss' John Vaught in 1947.

The 34-28 victory over top-rated Alabama in 2013 came on a memorable 100-yard return of a Tide missed field goal on the final play of the game. Malzahn's Tiger squads also defeated seventh-ranked Texas A&M in 2013, seventh-rated Ole Miss in 2014, second-ranked Georgia and top-rated Alabama in 2017 and fifth-ranked Alabama in 2019.

After his eight seasons at Auburn, Malzahn qualified as the second-longest tenured head coach at one school in the SEC. He is one of only 10 active FBS head coaches to take a team to a national championship game. During his time with the Tigers, Auburn was one of only three SEC schools to play in multiple SEC Championships games and play for a national championship.

Malzahn has produced 15 1,000-yard rushers in 16 seasons as a college coach, including Heisman Trophy finalist Tre Mason (1,816) and Nick Marshall (1,068) in 2013 and Cameron-Artis Payne (1,608) in 2014. Kamryn Pettway ran for 1,123 yards in 2016 (despite missing significant time with injuries) and Kerryon Johnson led the SEC with 1,320 yards in 2017.

On three occasions, Malzahn has had two 1,000-yard rushers in the same season: 2013 and 2010 (both Auburn) and 2006 (Arkansas). Malzahn has also coached five 1,000-yard receivers and three 3,000-yard passers. His 2007 Tulsa team had three 1,000-yard receivers.

During Malzahn's eight years at Auburn, the Tigers had the top rushing offense in the SEC, averaging 228.6 yards per game. In 2013, Auburn led the nation in rushing at 328.3 yards per game, the first SEC team to do so. Three of the top six team rushing totals in SEC history (2010, 2013, 2016) came under Malzahn's leadership. Auburn became just the second team in SEC history to gain more than 7,000 yards of total offense in a season in 2013, finishing the year with 7,018 yards (also Texas A&M in 2012).

The Tigers set a school record with 48 rushing TDs in 2013 and set a school record against SEC opponents with 677 yards of total offense versus Missouri in the 2013 SEC Championship Game. The Tigers set SEC Championship Game team records with 26 rushing first downs, 74 rushing attempts, 545 rushing yards and seven rushing TDs.

Mason, the 2013 SEC Player of the Year, ranked third in the nation with 23 TDs, was fifth nationally with 1,816 yards rushing, sixth with 10.7 points per game, sixth with 169.57 all-purpose yards per game and eighth with 129.7 rushing yards per game. He set Auburn single-season records for rushing yards and all-purpose yards (2,374) and was second with 317 rushing attempts. His 46 rushing attempts and 304 rushing yards versus fifth-rated Missouri set SEC Championship Game records and fell three yards shy of the Auburn record.

In Malzahn's eight seasons at Auburn 32 players were selected in the National Football League Draft, highlighted

by four first-round picks—including Derrick Brown (No. 7) and Noah Igbinoghene (No. 30) in 2020. Malzahn's other first-round picks were Greg Robinson (No. 2 overall) and Dee Ford (No. 23) in 2014. In the last two drafts combined (2020 and 2021), 12 Auburn players were drafted, most for the Tigers in a two-year span in the common draft era.

Malzahn coached 14 All-Americans as head coach at Auburn, including consensus selections center Reese Dismukes (2014) and defensive lineman Derrick Brown (2019). Brown won the Lott IMPACT Trophy in 2019, while Dismukes was named the 2014 Rimington Award winner as the nation's top center.

The Tigers faced the nation's most difficult schedule collectively during Malzahn's eight years at Auburn, facing 38 ranked opponents, including 21 in the top 10. Auburn was the nation's only program in 2016 to face both the No. 1- and No. 2-ranked programs and in 2017 it faced three of the four College Football Playoff semifinalists a total of four times, earning two wins.

Malzahn and his coaching proved highly successful on the recruiting trail, recording five consecutive top-10 nationally ranked recruiting classes, a first in Auburn history. Six of his eight recruiting classes rated in the top 11 nationally.

Malzahn, who won the Broyles Award as the nation's top assistant coach in 2010 while helping the Tigers to the national title, returned to Auburn after serving as the head coach at Arkansas State in 2012 when he led the program to a 9-3 regular-season mark and the Sun Belt Conference title. In that role he worked hand in hand with current UCF vice president and director of athletics Terry Mohajir who was named the Red Wolves' vice chancellor and director of athletics in the middle of that 2012 season and remained in that role until coming to UCF in early 2021.

As offensive coordinator, Malzahn made an immediate impact during his tenure at Auburn, highlighted by a record-setting offense in 2010 when the Tigers finished 14-0 and claimed the school's first national title since 1957. Malzahn's arrival in 2009 and style of offense marked a drastic turnaround from the 2008 season when Auburn struggled offensively. In a two-year period, the Tigers improved from a tie for 110th to seventh in the nation in scoring offense (from 17.3 to 41.2) and from 104th to seventh in total offense.

The 2010 Auburn offense set nine school records while leading the SEC and finishing in the top 10 nationally in six statistical categories. Malzahn coached Heisman Trophy winner Cam Newton, who had one of the best single-season performances at the position in college football history. Newton threw for 2,908 yards and 30 TDs, while rushing for 1,586 yards and 20 TDs. Newton, the number-one overall selection in the 2011 NFL Draft, also won the Davey O'Brien, Manning and Maxwell awards.

During two seasons (2007-08) as assistant head coach and co-offensive coordinator at Tulsa, Malzahn's offenses were among the nation's finest, ranking first nationally in total offense. Tulsa's offense in 2007 established nine team and 12 individual school records. The 2008 Tulsa

PRODUCTIVE OFFENSES

Gus Malzahn was responsible for two of the four most productive offenses in SEC history: Auburn in 2013 (7,018 yards of total offense and Auburn in 2010 (6,989 yards of total offense).

50-POINT GAMES

Since the year 2000, in the eight years Malzahn was at Auburn, the Tigers posted 25 50-point games. In the 10 seasons without Malzahn, Auburn recorded just seven 50-point games. The Tigers recorded three 50-point games in a season four times with Malzahn as head coach (2013, 2016, 2018, 2019)

MALZAHN AT HOME

Malzahn now holds a record of 61-14 (.813) at home as a collegiate head coach. He was 5-1 in 2012 at Arkansas State, at Auburn went 8-0 in 2013, 6-1 in 2014, 3-4 in 2015, 6-2 in 2016, 7-0 in 2017, 5-2 in 2018, 6-1 in 2019 and 4-1 in 2020, finished 2021 with UCF 7-0, 5-2 in 2022 and 2-1 in 2023. He started his tenure at Auburn with 13 consecutive home victories.

NATIONAL COACH OF THE YEAR

Gus Malzahn earned multiple national coach of the year awards in 2013, including the Eddie Robinson Award, the Bobby Bowden Award, and the Bear Bryant Award, as well as national coach of the year honors from Home Depot, the Associated Press, Liberty Mutual, Sporting News, SB Nation, and USSA Amos Alonzo Stagg.

MALZAHN CHAMPIONSHIPS

Year	School	Championship
2013	Auburn	SEC
2013	Auburn	SEC West
2012	Arkansas State	Sun Belt
2010	Auburn	BCS
2010	Auburn	SEC
2010	Auburn	SEC West
2008	Tulsa	C-USA West
2007	Tulsa	C-USA West
2006	Arkansas	SEC West

offense averaged 569.9 yards per game and was second nationally, averaging 47.2 points per games. Malzahn in 2006 spent one season at Arkansas as offensive coordinator, coaching Heisman Trophy runner-up Darren McFadden and helping the SEC West champion Razorbacks finish fourth nationally in rushing.

Malzahn's coaching career began in his home state of Arkansas at the high school level. In 14 seasons as a high school head coach, Malzahn led seven teams to the state championship game and won three titles. In July 2013, he was inducted into the Arkansas High School Sports Hall of Fame. After one year as defensive coordinator in 1991 he spent four years (1992-95) as head coach at Hughes (Arkansas) High School, five years in 1996-2000 as head coach at Shiloh (Arkansas) High School and five years (2001-05) as head coach at Springdale (Arkansas) High School.

Born in Irving, Texas, Malzahn graduated from high school in Fort Smith, Arkansas, and played football at Arkansas (wide receiver in 1984-85) and Henderson State (receiver and punter in 1988-89), earning his bachelor's degree from Henderson State in 1990. As a player he helped the Razorbacks to the 1984 Liberty Bowl and the 1985 Holiday Bowl (a win over Arizona State).

Malzahn and his wife Kristi (Otwell) are parents of two daughters, Kylie (Collin) Peek and Kenzie (Charl) Stander.



KNIGHTS SCORING DRIVES

Kent State

1st	#3 X.Townsend 9 yd pass from #10 J.Plumlee (#35 C.Boomer kick)	11 plays	75 yards	4:04
1st	#10 J.Plumlee 17 yd rush (#35 C.Boomer kick)	6 plays	59 yards	2:50
2nd	#5 J.McDonald 2 yd rush (#35 C.Boomer kick)	10 plays	74 yards	3:45
2nd	#82 A.Holler 18 yd pass from #10 J.Plumlee (#35 C.Boomer kick)	8 plays	94 yards	1:06
3rd	#7 R.Harvey 50 yd pass from #10 J.Plumlee (#35 C.Boomer kick)	5 plays	78 yards	1:57
3rd	#7 R.Harvey 48 yd rush (#35 C.Boomer kick)	2 plays	56 yards	0:26
4th	#6 M.Richards 7 yd rush (#35 C.Boomer kick)	7 plays	62 yards	2:47
4th	#23 D.Bowman 5 yd rush (#35 C.Boomer kick)	10 plays	68 yards	5:06

at Boise State

1st	#35 Boomer 50 yd FG	7 plays	48 yards	1:56
2nd	#35 Boomer 22 yd FG	10 plays	82 yards	4:35
2nd	#35 Boomer 55 yd FG	5 plays	15 yards	2:03
4th	#7 Harvey 5 yd rush	9 plays	86 yards	7:55
4th	#35 Boomer 40 yd FG	9 plays	58 yards	1:43

Villanova

1st	#35 C.Boomer 26 yd FG	14 plays	69 yards	5:39
1st	#5 J.McDonald 1 yd rush (#35 C.Boomer kick)	8 plays	45 yards	3:17
1st	#5 J.McDonald 1 yd rush (#35 C.Boomer kick)	3 plays	2 yards	1:00
2nd	#7 R.Harvey 5 yd rush (#35 C.Boomer kick)	8 plays	45 yards	2:45
2nd	#1 J.Baker 25 yd pass from #9 T.McClain (#35 C.Boomer kick)	2 plays	73 yards	0:19
2nd	#35 C.Boomer 41 yd FG	9 plays	56 yards	2:29
3rd	#7 R.Harvey 24 yd rush (#35 C.Boomer kick)	9 plays	87 yards	3:06
4th	#18 J.Griffin 36 yd pass from #9 T.McClain (#35 C.Boomer kick)	6 plays	75 yards	2:20

at Kansas State

1st	#35 C.Boomer 29 yd FG	6 plays	63 yards	2:26
1st	#7 R.Harvey 27 yd pass from #9 T.McClain (#35 C.Boomer kick)	9 plays	57 yards	5:11
2nd	#2 K.Hudson 69 yd pass from #9 T.McClain (#35 C.Boomer kick)	2 plays	76 yards	0:41
3rd	#2 K.Hudson 46 yd pass from #9 T.McClain (#35 C.Boomer kick)	3 plays	46 yards	1:10
4th	#7 R.Harvey 1 yd rush (#35 C.Boomer kick)	11 plays	75 yards	1:58

Baylor

1st	#0 J.Richardson 79 yd rush (#35 C.Boomer kick)	1 play	79 yards	0:12
1st	#9 T.McClain 2 yd rush (#35 C.Boomer kick)	6 plays	52 yards	2:07
1st	#1 J.Baker 65 yd pass from #9 T.McClain (#35 C.Boomer kick)	1 play	65 yards	0:09
2nd	#8 D.Henderson 87 yd fumble return (#35 C.Boomer kick)	---	---	---
3rd	#3 X.Townsend 6 yd pass from #9 T.McClain (#35 C.Boomer kick)	14 plays	84 yards	6:46

at Kansas


3rd	#82 A.Holler 13 yd pass from #9 T.McClain (#2 K.Hudson pass from #9 T.McClain failed)	4 plays	75 yards	1:47
3rd	#8 D.Henderson PAT return			
4th	#7 R.Harvey 4 yd rush (#35 C.Boomer kick)	17 plays	75 yards	8:07
4th	#13 R.Pittman Jr. 23 yd pass from #9 T.McClain (#35 C.Boomer kick)	5 plays	75 yards	1:39

OFFENSIVE STARTERS

Opp.	LT	LG	C	RG	RT	QB	RB	RB/WR	WR	WR/TE	TE	PK
Kent State	Grable	Schmidt	Metcalfe	Pauole	Marshall	Plumlee	Harvey	Baker	Townsend	Whittemore	Holler	Boomer
at Boise State	Grable	Schmidt	Metcalfe	Pauole	Marshall	Plumlee	Harvey	Bowman	Hudson	Marsh Wojan	Holler	Boomer
Villanova	Grable	Medley	Metcalfe	Pauole	Marshall	McClain	Harvey	Baker	Hudson	Townsend	Holler	Boomer
at Kansas State	Grable	Marshall	Kitler	Pauole	Kight	McClain	Richardson	Baker	Hudson	Townsend	Pittman	Boomer
Baylor	Grable	Marshall	Kitler	Pauole	Kight	McClain	Richardson	Whittemore	Hudson	Townsend	Holler	Boomer
at Kansas	Grable	Marshall	Schmidt	Pauole	Kight	Plumlee	Harvey	Baker	Hudson	Townsend	Holler	Boomer

DEFENSIVE STARTERS

Opp.	DE	DT	NOSE	BUCK	MIKE	WILL	STAR	CB	S	S	CB	P
Kent State	Celiscar	Barber	Hunter	Morris-Brash	Yates	Johnson	Mask	Thornton	Martinez	Bullard	Adams	McCarthy
Boise State	Celiscar	Barber	Hunter	Morris-Brash	Yates	Johnson	Mask	Thornton	Martinez	Bullard	Adams	McCarthy
Villanova	Celiscar	Alexander	Hunter	Morris-Brash	Yates	Johnson	Bullard	Thornton	Martinez	Wilson	Adams	McCarthy
Kansas State	Celiscar	Barber	Hunter	Morris-Brash	Yates	Johnson	Mask	Thornton	Martinez	Bullard	Adams	McCarthy
Baylor	Celiscar	Barber	Hunter	Morris-Brash	Yates	Johnson	Mask	Thornton	Martinez	Bullard	Adams	McCarthy
at Kansas	Celiscar	Walker	Hunter	Morris-Brash	Davis	Johnson	Mask	Thornton	Martinez	Bullard	Adams	McCarthy



Defensive lineman Tre'mon Morris-Brash (3)



PASSING CAREER HIGHS

PLAYER	COMPLETIONS	ATTEMPTS	YARDS	TOUCHDOWNS
Plumlee, John Rhys	25 (at Florida Atlantic, 9/17/22)	36 (at Florida Atlantic, 9/17/22)	373 (Temple, 10/13/22)	4 (2x, Temple, 10/13/22)
McClain, Timmy	*22 (vs. Houston, 11/6/21)	*46 (vs. Houston, 11/6/21)	321 (vs. Villanova, 9/16/23)	3 (at Kansas State, 9/23/23)
Rizk, Dylan	4 (Villanova, 9/16/23)	5 (Villanova, 9/16/23)	28 (Villanova, 9/16/23)	-
Harvey, RJ	1 (2x, last vs. Duke, 12/28/22)	1 (2x, last vs. Duke, 12/28/22)	49 (at Tulane, 12/3/22)	1 (at Tulane, 12/3/22)

RUSHING CAREER HIGHS

PLAYER	ATTEMPTS	YARDS	TOUCHDOWNS
Bowman, Demarcus	8 (Kent State, 8/31/23)	46 (Kent State, 8/31/23)	1 (Kent State, 8/31/23)
Harvey, RJ	21 (Baylor, 9/30/23)	151 (Memphis, 11/26/22)	2 (2x, last vs. Villanova, 9/16/23)
Johnson, Amari	3 (at Navy, 10/2/21)	17 (at Navy, 10/2/21)	1 (at Navy, 10/2/21)
McClain, Timmy	*18 (at UCF, 11/26/21)	*55 (at BYU, 9/25/21)	1 (5x, last vs. Baylor, 9/30/23)
McDonald, Jordan	12 (Villanova, 9/16/23)	44 (2x, Villanova, 9/16/23 & Temple, 10/13/22)	2 (Villanova, 9/16/23)
Plumlee, John Rhys	*25 (at Alabama, 9/28/19)	*212 (LSU, 11/16/19)	*4 (LSU, 11/16/19)
Richards, Mark-Antony	14 (2x, last South Florida, 11/26/21)	104 (at SMU, 11/13/21)	2 (at SMU, 11/13/21)
Richardson, Johnny	16 (ECU, 10/9/21)	147 (UConn, 11/20/21)	1 (5x, last Baylor, 9/30/23)

RECEIVING CAREER HIGHS

PLAYER	RECEPTIONS	YARDS	TOUCHDOWNS
Baker, Jarrad	1 (UConn, 9/28/19)	10 (UConn, 9/28/19)	---
Baker, Javon	7 (at Florida Atlantic, 9/17/22)	138 (SMU, 10/5/22)	1 (8x, last vs. Baylor, 9/30/23)
Bowman, Demarcus	2 (Kent State, 8/31/23)	7 (Kent State, 8/31/23)	---
Gammage, Corey	*9 (vs. Louisiana, 12/18/21)	*187 (vs. Coastal Carolina, 10/29/22)	2 (vs. Middle Tenn., 11/14/20)
Griffin, Jaylon	3 (2x, last vs. Villanova, 9/16/23)	50 (Villanova, 9/16/23)	1 (Villanova, 9/16/23)
Harvey, RJ	7 (at East Carolina, 10/22/22)	77 (at East Carolina, 10/22/22)	1 (Kent State, 8/31/23)
Holler, Alec	5 (at Navy, 10/2/21)	115 (at Florida Atlantic, 9/17/22)	2 (at Temple, 10/30/21)
Hudson, Kobe	*8 (Mississippi State, 11/13/21)	147 (Villanova, 9/16/23)	2 (3x, last at Kansas State, 9/23/23)
Johnson, Amari	6 (ECU, 10/9/21)	67 (Florida A&M, 8/29/19)	1 (2x, last UConn, 11/20/21)
Martin, Stephen	2 (Temple, 10/13/22)	46 (Temple, 10/13/22)	1 (at Memphis, 11/5/22)
Magwood, Chauncey	3 (Villanova, 9/16/23)	*47 (at Florida, 9/10/22)	*1 (Miami (OH), 9/3/22)
Marsh Wojan, Zach	1 (South Carolina St., 9/1/22)	21 (South Carolina St., 9/1/22)	1 (South Carolina St., 9/1/22)
Pittman, Randy	3 (Kent State, 8/31/23)	35 (vs. Baylor, 9/30/23)	1 (at Kansas, 10/7/23)
Plumlee, John Rhys	*7 (Liberty, 11/6/21)	*110 (Liberty, 11/6/21)	---
Richards, Mark-Antony	2 (2x, last at Louisville, 9/17/21)	22 (2x, last at SMU, 11/13/21)	---
Richardson, Johnny	5 (at SMU, 11/13/21)	51 (ECU, 10/9/21)	1 (2x, last South Carolina State, 9/1/22)
Townsend, Xavier	7 (vs. Duke, 12/28/22)	81 (Kent State, 8/31/23)	1 (Kent State, 8/31/23)
Whittemore, Trent	*4 (2x, last at Kentucky, 10/2/21)	*47 (vs. Oklahoma, 12/30/20)	*1 (2x, last vs. Vanderbilt, 10/9/21)

KICKING CAREER HIGHS

PLAYER	FG ATTEMPTED	FG MADE	PUNTS	YARDS
Boomer, Colton	4 (2x, last at Boise State, 9/9/23)	4 (2x, last at Boise State, 9/9/23)	---	55 (at Boise State, 9/9/23)
Esnard, Kriston	*3 (Southern Miss., 9/24/22)	*1 (3x, last vs. Southern Miss, 9/24/22)	*1 (vs. UCF, 12/3/22)	*30 (vs. UCF, 12/3/22)
McCarthy, Mitch	---	---	7 (at Tulane, 12/3/22)	60 (Duke, 12/28/22)

RETURN CAREER HIGHS

PLAYER	KO RETURNS	YARDS	PUNT RETURNS	YARDS
Johnson, Amari	---	---	2 (3x, last at #3 Cincinnati, 10/16/21)	26 (Bethune-Cookman, 9/11/21)
Plumlee, John Rhys	*1 (Arkansas, 10/9/21)	*14 (Arkansas, 10/9/21)	---	---
Richards, Mark-Antony	---	---	1 (2x, last Tulane, 11/6/21)	*18 (LSU, 10/31/20)
Richardson, Johnny	4 (Tulsa, 10/3/20)	77 (Tulsa, 10/3/20)	---	---
Townsend, Xavier	1 (at Boise State, 9/9/23)	34 (at Boise State, 9/9/23)	6 (Villanova, 9/16/23)	94 (Villanova, 9/16/23)

*with previous team, **bold italics** indicates a game from this season





DEFENSIVE CAREER HIGHS

PLAYER	TACKLES	SACKS	TACKLES FOR LOSS	INTERCEPTIONS
Adams, Brandon	6 (ECU, 10/9/21)	---	1.0 (2x, last at Boise State, 9/9/23)	---
Alexander, Matthew	3 (Villanova, 9/16/23)	1 (Villanova, 9/16/23)	1.0 (2x, (Villanova, 9/16/23 & at ECU, 10/22/22)	---
Baker, Jarrad	1 (9x, last (Villanova, 9/16/23))	---	---	---
Barber, Ricky	13 (Navy, 11/19/22)	*2.0 (Southern Miss, 11/14/20)	*2.5 (Southern Miss, 11/14/20)	---
Bullard, Quadric	9 (3x, last Tulane, 11/6/21)	1.0 (2x, last Tulane, 11/6/21)	2.0 (Georgia Tech, 9/24/22)	---
Bullard, TJ	1 (Kent State, 8/31/23)	---	---	---
Call, Kaven	1 (Kent State, 8/31/23)	---	---	---
Celiscar, Josh	7 (3x, last at Kansas, 10/7/23)	1.0 (8x, last Cincinnati, 10/29/22)	2.0 (2x, last at Kansas, 10/7/23)	1 (at Georgia Tech, 9/19/20)
Choute, Kervins	4 (Kent State, 8/31/23)	1.0 (Temple, 11/14/20)	2.0 (South Carolina State, 9/1/22)	---
Cupit, Keenan	3 (Temple, 10/13/22)	---	---	---
Davis, Fred	*6 (vs. Furman, 9/10/22)	---	*1.0 (vs. Furman, 9/10/22)	---
Davis, Rian	5 (Kent State, 8/31/23)	---	*0.5 (vs. Florida, 10/29/22)	---
Henderson, Demari	7 (Baylor, 9/30/23)	---	0.5 (South Carolina St., 9/1/22)	---
Henderson, Ja'Cari	4 (at Boise State, 9/9/23)	---	---	---
Hunter, Lee	9 (Baylor, 9/30/23)	1.0 (3x, last vs. Baylor, 9/30/23)	1.0 (3x, last vs. Baylor, 9/30/23)	---
Johnson, Jamaal	2 (South Carolina St., 9/1/22)	---	---	---
Johnson, Jason	*16 (at Tennessee Tech, 9/25/21)	*1 (2x, last at Tennessee Tech, 3/21/21)	*2.5 (at Murray State, 10/2/21)	---
Lawrence, Malachi	3 (at Kansas, 10/7/23)	1.0 (4x, last at Kansas, 10/7/23)	2.0 (at Kansas, 10/7/23)	---
Marshall, Braeden	3 (Kent State, 8/31/23)	---	---	---
Martinez, Nikai	6 (at Kansas State, 9/23/23)	1.0 (South Carolina St., 9/1/22)	1.5 (South Carolina St., 9/1/22)	1 (Villanova, 9/16/23)
Mask, DeJordan	*12 (at Troy, 10/10/20)	---	*1.0 (Arkansas State, 11/19/22)	1 (5x, last vs. Kent State, 8/31/23)
McDaniel, K.D.	*3 (at Vanderbilt, 11/13/21)	1 (Cincinnati, 10/29/22)	1.0 (2x, last Cincinnati, 10/29/22)	---
Moore, Kam	4 (Navy, 11/19/22)	---	1.0 (2x, last at Tulane, 11/12/22)	---
Morris-Brash, Tre'mon	9 (at South Florida, 11/26/22)	2.0 (2x, last vs. Baylor, 9/30/23)	3.0 (4x, last vs. Baylor, 9/30/23)	1 (at Louisville, 9/17/21)
Patterson, Decorian	*9 (at FIU, 10/10/20)	*1.5 (Troy, 9/19/20)	*2.5 (Troy, 9/19/20)	2 (2x, last at FIU, 11/26/22)
Paul, Isaiah	*14 (at North Dakota St., 12/16/22)	*1.0 (3x, last at North Dakota St., 12/16/22)	*3.0 (2x, last at North Dakota St., 12/16/22)	*1 (at Southeastern La., 10/12/19)
Peterson, Shaun	*6 (2x, last at FAU, 11/12/22)	*3.0 (at Charlotte, 10/22/22)	*3.5 (at Charlotte, 10/22/22)	---
Thornton, Corey	9 (vs. BYU, 12/22/20)	1.0 (Tulane, 11/6/21)	1.0 (2x, last at SMU, 11/13/21)	1 (3x, last at Kansas State, 9/23/23)
Ware, Jarvis	9 (vs. Tulane, 12/3/22)	---	1.0 (SMU, 10/5/22)	*1 (at Florida, 10/31/20)
Walker, John	5 (Villanova, 9/16/23)	---	2.0 (Villanova, 9/16/23)	---
Wells, William	4 (Villanova, 9/16/23)	1.0 (South Florida, 11/26/21)	1.0 (2x, last SMU, 11/26/21)	---
Wilson, Jireh	*13 (at Georgia St., 10/3/20)	*2.0 (at South Fla., 10/10/20)	*4.0 (at Temple, 11/26/22)	*1 (4x, last at Cincinnati, 11/11/22)
Yates III, Walter	*13 (at Delaware State, 11/3/18)	1.0 (3x, last Georgia Tech, 9/24/22)	*3.0 (at Charleston Southern, 10/5/19)	*1 3x, last Fort Valley State, 11/2/19)

*with previous team





THE LAST TIME

TEAM

	UCF		OPPONENT	
90+ offensive plays	Tulane (99)	10/24/20	at South Florida (93)	11/27/20
500+ of total offense	Kent State (723)	8/31/23	at Louisville (501)	9/17/21
600+ of total offense	Kent State (723)	8/31/23	vs. #13 BYU (655)	12/22/20
700+ of total offense	Kent State (723)	8/31/23	at Memphis (703)	10/17/20
500+ team passing yards	at Memphis (601)	10/17/20	South Florida (503)	11/24/17
Two players 100 yds passing	Florida A&M (B. Wimbush, 168; D. Gabriel, 127)	8/29/19	at Cincinnati (Gunner Kiel, 319; Hayden Moore, 154)	10/31/15
300+ team rushing yards	Kent State (389)	8/31/23	at Kansas (399)	10/7/23
Two players 100 yds rushing	vs. Florida (Isaiah Bowser, 155; Ryan O'Keefe, 110)	12/23/21	at Kansas (399)	10/7/23
Two players 100 yds receiving	Temple (Kobe Hudson, 121; Ryan O'Keefe, 111)	10/13/22	---	---
100 rush, 100 rec, 300 pass	at Florida Atlantic	9/17/22	at South Florida	11/27/20
	John Rhys Plumlee (121 rushing)		Kelly Joiner (116 rushing), Brian Battie (102 rushing)	
	Alec Holler (115 receiving)		Bryce Miller (121 receiving)	
	John Rhys Plumlee (339 passing)		Jordan McCloud (404 passing)	
Three defensive scores	vs. Tulane (Drico Johnson - fum + int; Saquill Griffn - int)	11/5/16	---	---
Recover onside kick	East Carolina	11/19/15	UAB	11/24/12
Record a safety	Cincinnati (Josh Celiscar)	10/29/22	Tulsa	10/3/20
Come from down 10 points	Boise State (21 points, 21-0)	9/2/21	Baylor (28 points, 35-7 to win 36-35)	9/30/23
Score on first play of game	Baylor (Richardson, 79-yard run)	9/30/23	---	---
Win on final snap of reg.	at Boise State (18-16, Boise State, 40)	9/9/23	vs. Penn State (Sam Ficken 36-yard field goal)	8/30/14
Convert two-point conv.	at South Florida (Keene pass to Bowser)	11/26/22	at South Florida (Brown pass to Atkins)	11/26/22

INDIVIDUAL

50+ passing attempts	Tulsa (Dillon Gabriel, 51)	10/3/20	at Memphis (Brady White, 50)	10/17/20
60+ passing attempts	---	---	Louisiana Tech (Tim Rattay, 64)	9/5/98
30+ completions	at Memphis (Dillon Gabriel, 35)	10/17/20	at South Florida (Jordan McCloud, 32)	11/27/20
40+ completions	---	---	Louisiana Tech (Tim Rattay, 46)	10/23/99
400+ yards passing	Tulane (Dillon Gabriel, 422)	10/24/20	vs. #13 BYU (Zach Wilson, 425)	12/22/20
500+ yards passing	at Memphis (Dillon Gabriel, 601)	10/17/20	South Florida (Quinton Flowers, 503)	11/24/17
5+ passing touchdowns	Tulane (Dillon Gabriel, 5)	10/24/20	at Memphis (Brady White, 6)	10/17/20
6+ passing touchdowns	Liberty (Darin Hinshaw, 6)	11/6/93	at Memphis (Brady White, 6)	10/17/20
30+ rushing attempts	vs. Florida (Isaiah Bowser, 35)	12/23/21	at Memphis (Darrell Henderson, 31)	10/13/18
40+ rushing attempts	Memphis (Brynn Harvey, 42)	10/3/09	Eastern Michigan (Anthony Sherrell, 43)	11/8/03
150+ rushing yards	vs. Florida (Isaiah Bowser, 155)	12/23/21	at Kansas State (DJ Giddens, 4)	9/23/23
200+ rushing yards	at Temple (Otis Anderson, 205)	10/26/19	at Kansas State (DJ Giddens, 4)	9/23/23
250+ rushing yards	vs. Tulsa (Kevin Smith, 284)	12/1/07	Akron (Mike Clark, 255)	9/27/86
4+ rushing touchdowns	Bethune-Cookman (Isaiah Bowser, 4)	9/11/21	at Kansas State (DJ Giddens, 4)	9/23/23
5+ rushing touchdowns	---	---	Virginia Tech (Lee Suggs, 5)	11/11/00
150+ yards receiving	Tulane (Marlon Williams, 174)	10/24/20	Baylor (Monaray Baldwin, 150)	9/30/23
200+ yards receiving	vs. Nevada (Brandon Marshall, 210)	12/24/05	South Florida (Tyre McCants, 227)	11/24/17
3+ receiving touchdowns	at South Florida (Jacob Harris, 3)	11/27/20	Memphis (Anthony Miller, 3)	12/2/17
4+ receiving touchdowns	Ohio (Doug Gabriel, 4)	11/30/02	Valdosta State (Darrien Teals, 4)	10/22/88
75-yard touchdown reception	at Memphis (Ryan O'Keefe, 93)	10/17/20	at Temple (Branden Mack, 75)	10/26/19
70-yard non-scoring reception	Temple (Jaylon Robinson, 70)	11/14/20	Austin Peay (Kyran Moore, 74)	10/28/17
50+ yard field goal	at Boise State (Colton Boomer, 55)	9/9/23	vs. Marshall (J. Rohrwasser, 50)	12/23/19
4+ field goals	at Boise State (Colton Boomer, 4)	9/9/23	vs. LSU (Cole Tracy, 4)	1/1/19
5+ field goals	---	---	Southern Miss (Danny Hrapmann, 5)	11/12/11
2+ sacks	Memphis (Big Kat Bryant, 2)	10/22/21	Navy (John Marshall, 4)	11/19/22
3+ sacks	at South Florida (Landon Woodson, 3)	11/27/20	Navy (John Marshall, 4)	11/19/22
3+ interceptions	---	---	at UConn (Andrew Adams, 3)	11/1/14
2+ interceptions	at Temple (Aaron Robinson, 2)	10/26/19	Boise State (Tyric LeBeauf, 2)	9/2/21
Interception for TD	vs. Marshall (Richie Grant, 39)	12/23/19	vs. Marshall (Micah Abraham, 75)	12/23/19
Fumble return for TD	Baylor (Demari Henderson, 87 yards)	9/30/23	Baylor (Caden Jenkins, 72 yards)	9/30/23
Kickoff return for TD	USF (Mike Hughes, 95)	11/24/17	at Tulane (Stephon Huderson, 98)	11/23/19
Opening kickoff for TD	at Tulane (Quincy McDuffie, 95)	11/20/10	Pittsburgh (Lowell Robinson, 97)	10/13/06
70-yard punt	at Pittsburgh (Andrew Osteen, 71)	9/21/19	at Georgia Tech (Pressley Harvin III, 70)	9/19/20
Punt return for TD	at Pittsburgh (Otis Anderson, 87)	9/21/19	at Kansas (Trevor Wilson, 82)	10/7/23
Blocked punt for TD	Georgia Tech (2nd Qtr, Q. Bullard)	9/24/22	at Navy (Daniel Taylor, 0)	10/2/21
Blocked punt	Georgia Tech (2nd Qtr, J. Ware)	9/24/22	South Carolina State (3rd Qtr, Zanjerri Dunham)	9/1/22
Blocked field goal	at Florida Atlantic (3rd Qtr, K. Hester)	9/17/22	Baylor (2nd Qtr, Cooper Lanz)	9/30/23
Blocked extra point	at Kansas (3rd Qtr, D Henderson)	10/7/23	at Navy (1st Qtr, J'arius Warren)	10/2/21

BOLD indicates play or game from 2023 season

Balanced Offense, Dominant Defense Leads UCF to 56-6 Win Over Kent State



ORLANDO – Playing its first game as a member of the Big 12 Conference, UCF football put together a stellar debut as the Knights defeated Kent State in dominant fashion 56-6 Thursday night in front of a packed FBC Mortgage Stadium.

UCF rushed for 389 yards on 46 carries to set the program record for yards per rush with 8.5, while the Knights completed 25 passes for 334 yards. It marked the second consecutive season the Black and Gold have surpassed 700 total yards in a single game, as the 723 total yards are the most by a team during the 2023 season.

On the other side of the football, the Knights defense limited the Golden Flashes to just six points for the game and kept Kent State out of the endzone. It was the first time since Aug. 29, 2019, that UCF held its opponent without a touchdown.

“Real proud of our team, playing your first game you learn a lot about your squad,” said UCF head coach Gus Malzahn. “We had a little adversity early, but the guys really responded like champions. Offensively, we ran for 300, passed for 300, you talk about balance, and we had some rhythm and some explosive plays. Defensively, we did a great job holding a college football team to six points, that’s a super job. Overall, I’m just proud of our team, they played with great energy, they played extremely hard, and they played together.”

Looking to take the next step in his career as a sophomore, wide receiver Xavier Townsend led the offense with five catches for a career-high 81 and opened the scoring in the contest with his first career touchdown reception to give UCF an early 7-0 lead in the first quarter.

Quarterback John Rhys Plumlee, who threw for 281 yards and three touchdowns, found the endzone with a 17-yard rushing touchdown. Kent State moved the ball 49 yards on nine plays in its next possession, but the UCF came up with a big stop to force a 45-yard field goal to make it 14-3.

Jordan McDonald powered through the Kent State defense for a two-yard rushing TD in the wildcat formation to push the score to 21-3 on the second of his career. UCF marched 74 yards down the field and capped off the drive with an 18-yard TD reception by Alec Holler to grab a 28-3 advantage at halftime.


UCF had its way offensively, as eight rushers compiled 389 yards on the ground and five different players scored a rushing touchdown. Back-to-back TDs from RJ Harvey following the intermission extended the Knights lead to 42-3, as the Orlando native tallied his first career receiving TD on a 50-yard catch and run before scoring on a 48-yard rushing TD to mark the first game of his career with a rushing and receiving TD.

Mark-Antony Richards’ first touchdown since 2021 opened the scoring in the fourth quarter to put UCF ahead 49-6 and the final points of the night came via a five-yard rushing TD from running back Demarcus Bowman.

Similar to the balance in the running game, 10 different receivers caught a pass in the game, headlined by Townsend, Javon Baker’s four catches for 59 yards and Kobe Hudson’s four catches for 44.

Defensively, Lee Hunter and Josh Celiscar had a pair of dominant performances, recording eight and seven tackles, respectively, career highs for both. Hunter, who impressed in fall camp, notched six solo stops to highlight his day and Celiscar logged 1.5 tackles for loss.

Transfer defensive back DeJordan Mask pulled down the fifth interception of his career in the Knights first turnover of the season.



Scoring Summary report

Kent St. vs UCF (Aug 31, 2023)

Kent St. (0-1) vs UCF (1-0)

Date: Aug 31, 2023

Site: Orlando, Florida

Stadium: FBC Mortgage Stadium

Attendance: 44088

SCORE BY QUARTERS

Team	1st	2nd	3rd	4th	Total
Kent St.	3	0	3	0	6
UCF	14	14	14	14	56

SCORING SUMMARY

Qtr	Time	Scoring Play	V-H
1st	10:56	UCF - #3 X.Townsend 9 yd pass from #10 J.Plumlee (#35 C.Boomer kick), 11-75, 04:04	0-7
1st	06:07	UCF - #10 J.Plumlee 17 yd rush (#35 C.Boomer kick), 6-59, 02:50	0-14
1st	03:20	KSU - #60 A.Glass 45 yd FG, 9-49, 02:47	3-14
2nd	08:46	UCF - #5 J.McDonald 2 yd rush (#35 C.Boomer kick), 10-74, 03:45	3-21
2nd	00:42	UCF - #82 A.Holler 18 yd pass from #10 J.Plumlee (#35 C.Boomer kick), 8-94, 01:06	3-28
3rd	10:37	UCF - #7 R.Harvey 50 yd pass from #10 J.Plumlee (#35 C.Boomer kick), 5-78, 01:57	3-35
3rd	04:07	UCF - #7 R.Harvey 48 yd rush (#35 C.Boomer kick), 2-56, 00:26	3-42
3rd	00:49	KSU - #60 A.Glass 43 yd FG, 8-50, 03:18	6-42
4th	07:26	UCF - #6 M.Richards 7 yd rush (#35 C.Boomer kick), 7-62, 02:47	6-49
4th	00:54	UCF - #23 D.Bowman 5 yd rush (#35 C.Boomer kick), 10-68, 00:06	6-56

TIME DETAILS

Kickoff time: 07:05 PM

End of Game: 10:24 PM

Total elapsed: 03:19

OFFICIALS

Referee: Derek Anderson

Umpire: Michael Henderson

Linesman: Doug Moore

Line Judge: Quentin Givens

Back Judge: Daniel Young

Field Judge: Gabriel DeLeon

Side Judge: Mark Graves

Center Judge: Brian Alos

Replay Official: Marcus Marsden

WEATHER

Weather: Cloudy 81 F

Wind: South East 3 mph

Boomer's Late Field Goal Lifts UCF Past Boise State, 18-16



BOISE, Idaho – Just when sophomore kicker Colton Boomer may have thought that his day couldn't get any better, after he set a career best with a 50-yard field goal only to surpass it a few minutes later with a 55-yard field goal to tie the program record, it got even better. With three seconds remaining in the game, Boomer and the field goal unit took the field in hopes of sending the Knights home victorious and they did just that.

After a perfect snap from Gage King and a perfect hold from Mitch McCarthy, Boomer split the uprights for the fourth time on the day with a 40-yard field goal to lift UCF to an 18-16 road victory against Boise State Saturday afternoon at Albertsons Stadium. The Knights accomplished something no other team had accomplished since 2001, as it was the first time in 22 years that the Broncos lost their home opener.

One of the toughest venues in college football, the loss was only Boise State's 16 at home since 2000, which is the second-best winning percentage in the nation.

"What a big-time, quality win for our program on the road," said head coach Gus Malzahn. "It was hard-earned. Looking back, we have a lot of things that we need to correct. Hats off to Boise State, Coach [Andy] Avalos' team played with unbelievable effort and the crowd was unbelievable."

Determined to leave Idaho with a win, UCF was unphased after Boise State scored with 1:49 on the clock in the fourth quarter to take a 16-15 lead and the Knights marched down the field to set up the game-winner. The Black and Gold ran nine plays and moved the ball 58 yards before turning it over to their stellar kicker. Quarterback John Rhys Plumlee opened the drive with a 10-yard run before connecting with tight end Alec Holler and wide receiver Kobe Hudson on a pair of big passing plays.

Four consecutive runs put the Knights right where they wanted to be and Malzahn watched next to the official as the clock ran down to three seconds before taking a timeout. UCF players and fans anxiously awaited the snap and to their delight, Boomer remained perfect on the night and logged the first game-winner of his collegiate career.

For the second consecutive game, the Knights scored first as UCF moved to 15-2 under Malzahn when accomplishing the feat. The Knights had no problem moving the ball offensively, as the squad surpassed 500 yards of total offense in consecutive games for the first time since the Boise State and Bethune-Cookman games in 2021.

Defensively, UCF had eight tackles for loss and two sacks to limit the Broncos to just 16 points without a trip to the red zone.

Hudson and Plumlee connected early and often in the game, as Hudson reeled in a 49-yard pass on the first play of the game. The Pine Mountain, Georgia, native logged a career-high with 134 yards on five catches to lead the receiving core.

Plumlee finished the game 16-for-24 with 272 passing yards and a pair of unfortunate interceptions, as his passes bounced off the receivers' hands before they were intercepted. He also led the rushing attack with 11 carries for 73 yards, while RJ Harvey added 15 for 70 yards with a touchdown.

On the defensive side of the ball, Jason Johnson tallied eight tackles and Tre'Mon Morris-Brash logged four stops, including three tackles for loss with a sack.

NCAA

Scoring Summary report

UCF vs Boise State (Sep 09, 2023)

UCF (2-0) vs Boise State (0-2)

Date: Sep 09, 2023

Site: Boise, Idaho

Stadium: Albertsons Stadium

Attendance: 36447

SCORE BY QUARTERS

Team	1st	2nd	3rd	4th	Total
UCF	3	6	0	9	18
Boise State	7	3	0	6	16

SCORING SUMMARY

Qtr	Time	Scoring Play	V-H
1st	07:27	UCF - #35 C.Boomer 50 yd FG, 7-48, 01:56	3-0
1st	04:20	BSU - #2 A.Jeanty 38 yd pass from #10 T.Green (#35 J.Dalmas kick), 5-72, 02:48	3-7
2nd	08:32	UCF - #35 C.Boomer 33 yd FG, 10-82, 04:35	6-7
2nd	03:14	BSU - #35 J.Dalmas 56 yd FG, 6-31, 02:44	6-10
2nd	01:01	UCF - #35 C.Boomer 55 yd FG, 5-15, 02:03	9-10
4th	07:55	UCF - #7 R.Harvey 5 yd rush (pass from #7 R.Harvey failed), 9-86, 05:26	15-10
4th	01:49	BSU - #5 S.Cobbs 28 yd pass from #4 M.Madsen (#18 B.Bowens pass from #4 M.Madsen failed), 12-75, 06:06	15-16
4th	00:00	UCF - #35 C.Boomer 40 yd FG, 9-58, 01:43	18-16

TIME DETAILS

Kickoff time: 05:05 PM

End of Game: 08:20 PM

Total elapsed: 03:15

OFFICIALS

Referee: Kevin Boltmann

Umpire: Apollo Martin

Linesman: Eric Carmouche

Line judge: David Young

Back judge: Joel Wetzell

Field judge: Edward Vinzant

Side judge: Steven Helman

Center judge: Stacy Hardin

Replay Official: Donald Kapral

WEATHER

Weather: Sunny 88 F

Wind: South West 7 mph

UCF Football Rolls Past Villanova, Improves to 3-0



ORLANDO – For the third consecutive game, the UCF offense surpassed 500 total yards and the defense held the opponent to fewer than 20 points as the Knights cruised past Villanova with a 48-14 victory Saturday night at FBC Mortgage Stadium.

The Knights compiled 600 yards of total offense and limited Villanova to just 228 yards, with 190 coming in the second half. Through the first three games, UCF leads the nation in total offense averaging 617.7 yards per game. Defensively, the Knights are one of just 10 Power 5 teams and one of two in the Big 12 Conference to hold their opponent to 16 points or fewer in every game this season.

“I’m real proud of our team and improving to 3-0,” said UCF head coach Gus Malzahn. “That was a classic game that was set up for a letdown with an emotional win last week and losing our starting quarterback, one of our team leaders. Villanova is a very quality program, top 20 in their division and well-coached.”

UCF scored on its first possession of the game and never trailed en route to earning its second win against the Wildcats in the all-time series and first meeting between the teams since 2006.

Making his first UCF start, quarterback Timmy McClain passed for a career-high 321 yards on 20-for-28 passing with a pair of touchdowns. The Sanford, Florida, native settled in nicely leading the Knights’ offense as he completed six consecutive passes in the second quarter amassing 135 yards and a pair of touchdown passes, one of which was called back due to a penalty.

For the second consecutive game, Kobe Hudson set a career high with 147 yards on six catches surpassing his previous best (134) achieved last week at Boise State. It also marked the first time Hudson has eclipsed 100 yards receiving in consecutive games.

RJ Harvey led the rushing attack with 85 yards on 14 carries, finding the endzone twice.

A pair of one-yard rushing touchdowns from sophomore running back Jordan McDonald and a Colton Boomer field goal gave the Knights an early 17-0 lead following the first quarter. McDonald logged his first game with multiple touchdowns in his young UCF career.

In the second quarter, Harvey found the endzone for the third time on the year with a five-yard rushing touchdown to push the Knights’ lead to 24-0. A few minutes later, McClain found Javon Baker for a 25-yard strike for his first touchdown pass in a UCF uniform.

Jaylon Griffin reeled in his first career touchdown on a 36-yard pass from McClain.

“Offensively, I thought we did some good things,” said Malzahn. “It was really good for Timmy to be out there. He hadn’t started a game in two years, and I thought he was really good. There were a couple things early I know he’d like to have back, but there’s nothing like experiencing it. He started settling down and settling in I think that second quarter.”

UCF was dominant on defense in the first half, limiting Villanova to just three first downs and 38 yards on 24 plays. The Wildcats had just one passing yard and were 0-for-6 on third downs before the intermission.

Captains Jason Johnson and Josh Celiscar led the charge defensively, each with six tackles, while Lee Hunter recorded five. Tre’mon Morris-Brash tallied four stops – all solo – with two tackles for loss and a sack.

After garnering Lou Groza Award Star of the Week and Big 12 Special Teams Player of the Week honors, sophomore kicker Colton Boomer continued his strong start to the season as he was 2-for-2 on the day, connecting on a 26-yard and a 41-yard field goal. He was also a perfect 6-for-6 on extra point attempts.

The Knights open Big 12 play next weekend at No. 15 Kansas State. Kickoff is slated for 8 p.m. ET Saturday, Sept. 23 from Bill Snyder Family Stadium on Fox Sports 1.

“I’m really happy with our team, the way they came out and responded and put these guys away early. Now it’s time for the real season with the Big 12.”

Scoring Summary report Villanova vs UCF (Sep 16, 2023) Villanova (2-1) vs UCF (3-0)

Date: Sep 16, 2023
Site: Orlando, Florida
Stadium: FBC Mortgage Stadium
Attendance: 44206

SCORE BY QUARTERS

Team	1st	2nd	3rd	4th	Total
Villanova	0	0	0	14	14
UCF	17	17	7	7	48

SCORING SUMMARY

Qtr	Time	Scoring Play	V-H
1st	09:21	UCF - #35 C.Boomer 26 yd FG, 14-69, 05:39	0-3
1st	04:51	UCF - #5 J.McDonald 1 yd rush (#35 C.Boomer kick), 8-45, 03:17	0-10
1st	01:01	UCF - #5 J.McDonald 1 yd rush (#35 C.Boomer kick), 3-2, 01:00	0-17
2nd	07:47	UCF - #7 R.Harvey 5 yd rush (#35 C.Boomer kick), 8-45, 02:45	0-24
2nd	05:04	UCF - #1 J.Baker 25 yd pass from #9 T.McClain (#35 C.Boomer kick), 2-73, 00:19	0-31
2nd	00:26	UCF - #35 C.Boomer 41 yd FG, 9-56, 02:29	0-34
3rd	05:12	UCF - #7 R.Harvey 24 yd rush (#35 C.Boomer kick), 9-87, 03:06	0-41
4th	13:42	VU - #4 C.Watkins 3 yd rush (#39 M.Mercutio kick), 13-75, 06:30	7-41
4th	11:22	UCF - #18 J.Griffin 36 yd pass from #9 T.McClain (#35 C.Boomer kick), 6-75, 02:20	7-48
4th	04:44	VU - #1 T.Ayo-Durojaiye 11 yd rush (#39 M.Mercutio kick), 6-58, 02:54	14-48

TIME DETAILS

Kickoff time: 06:32 PM
End of Game: 09:46 PM
Total elapsed: 03:14

OFFICIALS

Referee: Stephen Baron
Umpire: Sheldon Davis
Linesman: Braden Cox
Line judge: Catherine Conti
Back judge: Donnie Aulman
Field judge: Chris Junjulas
Side judge: Rick Ockey
Center judge: Patrick Oldham
Replay Official: Brad Van Vark

WEATHER

Weather: Cloudy 83 F
Wind: East 9 mph



UCF Falls Short in Big 12 Opener at Kansas State



MANHATTAN, Kan. – Faced with the challenging task of playing the reigning champions in its Big 12 Conference opener, UCF football was up for the assignment but a strong Kansas State second half helped the Wildcats earn a 44-31 victory Saturday night at Bill Snyder Family Stadium.

Following a 46-yard touchdown pass from Timmy McClain to Kobe Hudson to give the Knights a 24-21 lead in the third quarter, Kansas State responded with 24 consecutive points to pull away for the win.

“Congratulations to Kansas State, we knew they had a really good team,” said UCF head coach Gus Malzahn. “Really felt like we were right in the middle of the game until midway through the third quarter. This shows us where we’re at. We’re going to have to play really good, we’ve got to play disciplined. We didn’t do the things that it takes to get a quality win against a really good opponent on their home field.”

After a Kansas State field goal to knot the game at 24-24, the Knights were forced to punt and nearly forced K-State to punt on its next drive, but a pair of costly penalties extended the drive and gave the Wildcats new life. Kansas State quarterback Will Howard scored on a two-yard rush to put the Wildcats back in front 31-24 a few moments later.

UCF looked to cut into the deficit, but the Knights’ field goal attempt missed wide right. From there, Kansas State orchestrated a 13-play, 65-yard drive that amassed 6:05 to pull ahead 37-24 after DJ Giddens’ fourth rushing touchdown of the day.

The Knights turned the ball over on downs on the next possession deep in its own territory and the Wildcats capitalized on the great field position, as Howard found the end zone rushing for the second time on the day.

RJ Harvey scored late in the fourth quarter on a one-yard rush, but UCF couldn’t get any closer as Kansas State spoiled UCF’s debut in the Big 12.

“We did some good things, we just didn’t do what it takes to win.”

For the third consecutive game, Hudson surpassed 100 receiving yards to mark the first UCF player since Charles Lee in 1999 to record three straight games with 100 or more yards. The Pine Mountain, Georgia, native tallied 138 yards on five catches with a pair of touchdowns. Hudson is the only player in the Big 12 with three 100-yard receiving games this season.

McClain recorded a career-high three TD passes, as he connected with Hudson twice and also found Harvey for a 27-yard touchdown strike. Johnny Richardson averaged 12.7 yards per rush with six carries for 76 yards, headlined by a 48-yard long.

Defensively, linebacker Jason Johnson notched a season-high 12 solo tackles to lead all players in the game. Lee Hunter had six tackles with a tackle for loss and a pass break up, while Nikai Martinez also logged six stops.


Entering the game as the nation’s top offense, UCF didn’t have any trouble moving the ball offensively but had a couple of miscues that proved costly.

“We gotta go back and clean some things up, I still believe we’ve got a really good football team. We just have to do things better.”

For the fourth consecutive game, the UCF defense forced an interception as Corey Thornton jumped in front of a Howard pass to record his second interception of the season and third of his career.

UCF made a few changes on the offensive line, as redshirt freshman Caden Kitler made his first career start at center, transfer Amari Kight started at right tackle and freshman tight end Randy Pittman Jr. also earned his first start.

The Knights will return to action next weekend when they host Baylor in their Big 12 home opener at FBC Mortgage Stadium. Kickoff is slated for 3:30 p.m. ET and the game will be broadcast on Fox Sports 1.



Scoring Summary report

UCF vs Kansas State (Sep 23, 2023)

UCF (3-1, 0-1) vs Kansas State (3-1, 1-0)

Date: Sep 23, 2023

Site: Manhattan, Kansas

Stadium: Bill Snyder Family Stadium

Attendance: 51912

SCORE BY QUARTERS

Team	1st	2nd	3rd	4th	Total
UCF	10	7	7	7	31
Kansas State	7	14	10	13	44

SCORING SUMMARY

Qtr	Time	Scoring Play	V-H
1st	11:34	KSTATE - #31 D.Giddens 1 yd rush (#17 C.Tennant kick), 8-75, 03:26	0-7
1st	09:08	UCF - #35 C.Boomer 29 yd FG, 6-63, 02:26	3-7
1st	01:47	UCF - #7 R.Harvey 27 yd pass from #9 T.McClain (#35 C.Boomer kick), 9-57, 05:11	10-7
2nd	12:19	KSTATE - #31 D.Giddens 9 yd rush (#17 C.Tennant kick), 12-84, 04:23	10-14
2nd	06:20	KSTATE - #31 D.Giddens 18 yd rush (#17 C.Tennant kick), 8-62, 04:01	10-21
2nd	03:19	UCF - #2 K.Hudson 69 yd pass from #9 T.McClain (#35 C.Boomer kick), 2-76, 00:41	17-21
3rd	13:40	UCF - #2 K.Hudson 46 yd pass from #9 T.McClain (#35 C.Boomer kick), 3-46, 01:10	24-21
3rd	09:33	KSTATE - #17 C.Tennant 30 yd FG, 9-63, 04:07	24-24
3rd	01:28	KSTATE - #18 W.Howard 2 yd rush (#17 C.Tennant kick), 11-85, 05:09	24-31
4th	04:01	KSTATE - #31 D.Giddens 3 yd rush (#17 C.Tennant kick missed), 13-65, 06:05	24-37
4th	02:01	KSTATE - #18 W.Howard 31 yd rush (#17 C.Tennant kick), 2-36, 00:53	24-44
4th	00:03	UCF - #7 R.Harvey 1 yd rush (#35 C.Boomer kick), 11-75, 01:58	31-44

TIME DETAILS

Kickoff time: 07:05 PM

End of Game: 10:31 PM

Total elapsed: 03:26

OFFICIALS

Referee: Michael VanderVelde

Umpire: Rick Podraza

Linesman: John Braun

Line judge: Darren Deckard

Back judge: Joel Wetzel

Field judge: Robert Asel

Side judge: Fulton Carson

Center judge: Chris Tallent

Replay Official: Eugene Semko

WEATHER

Weather: Clear 82 F

Wind: North West 5 mph



Strong Second Half Lifts Baylor Past UCF, 36-35



ORLANDO – It was a tale of two halves Saturday night at FBC Mortgage Stadium, as the UCF football scored on the first play of the game and led throughout most of the game, but a furious late comeback gave the Baylor Bears a 36-35 victory.

After leading 28-7 at halftime, the Bears closed out the game with 29 unanswered points to come away with the one-point road win.

“I’m really disappointed for our fan base,” said head coach Gus Malzahn. “This was a big moment, and we didn’t seize the moment. We talked about that, the whole time leading up to this game. We let one get away and that’s the way that locker room feels.”

The Knights opened the game with a boom, as the defense forced a three-and-out on Baylor’s first drive and then Johnny Richardson took UCF’s first offensive snap 79 yards for a touchdown to give the Black and Gold a 7-0 lead. It marked the longest play of the season for the Knights, the longest rush of Richardson’s career and his first touchdown of the year.

UCF continued to roll offensively, scoring a touchdown on each of its first three drives for the first time since the South Florida game last year. Quarterback Timmy McClain capped a six-play, 52-yard drive with a two-yard rushing touchdown, his first rushing score in a UCF uniform. A few minutes later, Javon Baker reeled in his first touchdown reception of the season from McClain as the pair connected for a 65-yard TD to mark the longest reception of Baker’s career.

After a Blake Shapen touchdown to get Baylor on the scoreboard, sophomore defensive back Demari Henderson made an incredible play, as he stripped the football from Dominic Richardson and raced 87 yards down the field for a touchdown. The Sanford, Florida, native recorded UCF’s first forced fumble of the season and logged his first career score.

The Knights led 28-7 midway through the game, despite having possession for just 6:58 in the first half to Baylor’s 23:02.

UCF couldn’t get anything going after the intermission and in contrast, it seemed to be just the opposite for the Bears as they outscored the Knights 29-7 in the second half. The Black and Gold moved the ball and tallied 229 yards to Baylor’s 257, but a pair of costly turnovers proved to be the difference.

“We were in complete control of the game. We had a touchdown called back on the three-yard line but, you gotta find a way.”

The Knights opened the second half with a 14-play, 84-yard scoring drive that amassed 8:08. McClain found Xavier Townsend from six yards out to extend UCF’s lead on the sophomore’s second touchdown grab of the season. Baylor countered with a field goal to cut into the deficit and a touchdown drive following a UCF interception trimmed the Knights lead to 35-18.

Baylor forced a stop and took over with great field position to narrow the margin to nine after a five-yard TD pass from Shapen to Monaray Baldwin with 9:38 remaining in the game. Caden Jenkins made one of the biggest plays of the game on UCF’s ensuing drive, as he scooped up a fumble and sprinted 72 yards for the scoop-and-score to swing the momentum even more in favor of the Bears.

Clinging to a 35-33 lead, UCF’s offense trotted back on the field looking to swing the momentum but the drive sputtered and the Knights were forced to punt. Baldwin had the big play of the drive with a 36-yard reception that Baylor in field goal range and Isaiah Hanks split the uprights to give the Bears a 36-35 lead.

UCF ran 11 plays for 33 yards on the final drive of the game, but without the benefit of a timeout the Knights were forced to try a long field goal as time expired and it didn’t have the distance.

Baker led the UCF offense with three catches for 113 yards and a touchdown, while Townsend had four catches for 27 yards and a score. Richardson logged his first 100-yard rushing game of the season with six carries for 105 and a TD, while RJ Harvey has 21 rushes for 95 yards. McClain was 13-of-25 for 234 yards with two touchdowns.

Defensively, captain Jason Johnson headlined the group with 15 tackles, the third most by any Big 12 player this season. Lee Hunter tallied a career-high nine stops, while Demari Henderson charted seven tackles, which was also a career high. Tre’mon Morris-Brash recorded six tackles, highlighted by three tackles for loss and two sacks.

UCF will return to action next Saturday, Oct. 7, as the Knights make a return trip to the state of Kansas. The Black and Gold battle No. 24 Kansas at 4 p.m. on Fox from David Booth Kansas Memorial Stadium.



Scoring Summary report
Baylor vs UCF (Sep 30, 2023)
Baylor (2-3, 1-1) vs UCF (3-2, 0-2)

Date: Sep 30, 2023
Site: Orlando, Florida
Stadium: FBC Mortgage Stadium
Attendance: 44025

SCORE BY QUARTERS

Team	1st	2nd	3rd	4th	Total
Baylor	7	0	3	26	36
UCF	21	7	7	0	35

SCORING SUMMARY

Qtr	Time	Scoring Play	V-H
1st	13:13	UCF - #0 J. Richardson 79 yd rush (#35 C. Boomer kick), 1-79, 00:12	0-7
1st	09:09	UCF - #9 T. McClain 2 yd rush (#35 C. Boomer kick), 6-52, 02:07	0-14
1st	06:17	UCF - #1 J. Baker 65 yd pass from #9 T. McClain (#35 C. Boomer kick), 1-65, 00:09	0-21
1st	02:03	BU - #12 B. Shapen 2 yd rush (#98 I. Hanks kick), 10-72, 04:14	7-21
2nd	11:12	UCF - #8 D. Henderson 87 yd fumble return (#35 C. Boomer kick), 04:56	7-28
3rd	08:08	UCF - #3 X. Townsend 6 yd pass from #9 T. McClain (#35 C. Boomer kick), 14-84, 06:46	7-35
3rd	03:20	BU - #98 I. Hanks 30 yd FG, 11-50, 04:39	10-35
4th	12:38	BU - #35 D. Pendergrass 6 yd rush (#11 K. Jackson Jr. pass from #12 B. Shapen), 10-81, 02:59	18-35
4th	09:38	BU - #60 M. Baldwin 5 yd pass from #12 B. Shapen (#18 J. Nabors pass from #12 B. Shapen), 5-55, 01:17	26-35
4th	06:02	BU - #19 C. Jenkins 72 yd fumble return (#98 I. Hanks kick), 03:36	33-35
4th	01:21	BU - #98 I. Hanks 25 yd FG, 9-61, 03:25	36-35

TIME DETAILS

Kickoff time: 03:34 PM
End of Game: 07:02 PM
Total elapsed: 03:27

OFFICIALS

Referee: Henry Johns
Umpire: Robert Richeson
Linesman: Andy Warner
Line Judge: Keith Garmond
Back Judge: Brian Ernest
Field Judge: Matthew Mills
Side Judge: Mario Seneca
Center Judge: Corey Long
Replay Official: John Jeff Hansen

WEATHER

Weather: Cloudy 83 F
Wind: South West 9 mph



UCF Falls in Road Game at Kansas, 51-22



LAWRENCE, Kan. — In its first trip to David Booth Kansas Memorial Stadium, the UCF football team was defeated by the Kansas Jayhawks, 51-22, Saturday afternoon in a Big 12 Conference game. The Jayhawks jumped out to an early lead in the game and the Knights were not able to overcome the deficit.

After the lone score of the opening quarter was a Kansas (5-1, 2-1) field goal, the Jayhawks scored 21 points in the second quarter to grab a 24-0 lead at halftime. It marked the first time UCF (3-3, 0-3) had been shutout at the half in more than seven seasons with the last occurrence in 2015.

“Obviously, a disappointing a loss,” said head coach Gus Malzahn. “Give them credit, they’re a good football team and we didn’t play well in any phase of the game. Our bye week is coming at a good time, we’ll evaluate everything and we’ll be better in the second half [of the season].”

The Knights ended the shutout in the third quarter, as quarterback Timmy McClain found tight end Alec Holler for a 13-yard touchdown grab, Holler’s second of the season. RJ Harvey found the endzone for the seventh time this year in the fourth quarter, as the Knights looked to narrow the margin but to no avail. Kansas had an answer each time UCF pulled closer with a score. The Jayhawks compiled 490 yards of total offense and rushed for 399 yards, while the Black and Gold recorded 371 yards of offense and 202 rushing yards.

UCF was unable to get a stop defensively when it needed it, as Kansas was 6-for-9 on third downs and recorded 14 big plays (passing 15+, rushing 10+), while the Knights were 7-of-12 on third downs and added 10 big plays.

John Rhys Plumlee made his return to the starting lineup for the Knights but was unable to play at length after tweaking his leg and was replaced by McClain. McClain was 12-for-15 with 136 yards passing and a pair of touchdowns. He connected with freshman Randy Pittman Jr. in the fourth quarter, the first TD reception of Pittman’s career on a 23-yard reception.

Harvey led the rushing attack with 133 yards on 16 carries with a score, averaging 8.3 yards per attempt. He surpassed 100 rushing yards for the second time this season and the third time in his career. Johnny Richardson chipped in with 47 rushing yards on eight attempts. Javon Baker paced the receivers with four catches for 85 yards, including a 41-yard long.

After returning a fumble for a touchdown last week, sophomore Demari Henderson scooped up a bad snap on a PAT attempt for Kansas and sprinted 97 yards down the field to give UCF two points after the Jayhawks’ unsuccessful PAT attempt.

Defensively, linebacker Jason Johnson had eight tackles including six solo stops and defensive end Josh Celiscar matched his career best with seven tackles with two tackles for loss. Safety Jireh Wilson also had seven tackles. Freshman John Walker made his first career start in the game and linebacker Rian Davis earned his first start at UCF.

For Kansas, quarterback Jason Bean was 8-for-12 with 91 passing yards and a touchdown. Preseason All-Big 12 selection Devin Neal rushed for 154 yards on 12 attempts and Daniel Hishaw tallied 19 carries for 134 yards.

The Knights will now have a bye week before returning to action at No. 12 Oklahoma on Saturday, Oct. 21. Kickoff is set for noon ET/11 a.m. CT on ABC.



Scoring Summary report
UCF vs Kansas (Oct 07, 2023)
UCF (3-3, 0-3) vs Kansas (5-1, 2-1)

Date: Oct 07, 2023
Site: Lawrence, Kansas
Stadium: David Booth Kansas Memorial Stadium
Attendance: 46107

SCORE BY QUARTERS

Team	1st	2nd	3rd	4th	Total
UCF	0	0	8	14	22
Kansas	3	21	13	14	51

SCORING SUMMARY

Qtr	Time	Scoring Play	V-H
1st	03:42	KAN - #91 S.Keller 25 yd FG, 13-82, 07:03	0-3
2nd	13:43	KAN - #2 L.Arnold 5 yd pass from #9 J.Bean (#91 S.Keller kick), 9-69, 04:22	0-10
2nd	06:31	KAN - #20 D.Hishaw 3 yd rush (#91 S.Keller kick), 12-72, 06:13	0-17
2nd	03:26	KAN - #7 T.Wilson 82 yd punt return (#91 S.Keller kick), 03:05	0-24
3rd	14:48	KAN - #4 D.Neal 75 yd rush (#91 S.Keller kick), 1-75, 00:12	0-31
3rd	13:01	UCF - #82 A.Holler 13 yd pass from #9 T.McClain (#2 K.Hudson pass from #9 T.McClain failed), 4-75, 01:47	6-31
3rd	07:02	KAN - #25 D.McDuffie 1 yd rush (rush failed), 10-75, 05:59	6-37
3rd	07:02	UCF - #8 D.Henderson PAT return	8-37
4th	13:55	UCF - #7 R.Harvey 4 yd rush (#35 C.Boomer kick), 17-75, 08:07	15-37
4th	11:47	KAN - #20 D.Hishaw 7 yd rush (#91 S.Keller kick), 4-54, 02:02	15-44
4th	10:09	UCF - #13 R.Pittman Jr. 23 yd pass from #9 T.McClain (#35 C.Boomer kick), 5-75, 01:39	22-44
4th	00:53	KAN - #25 D.McDuffie 1 yd rush (#34 O.Piepergerdes kick), 7-35, 03:20	22-51

TIME DETAILS

Kickoff time: 03:06 PM
End of Game: 06:09 PM
Total elapsed: 03:03

OFFICIALS

Referee: Tutashinda Salaam
Umpire: Bill Bishop
Linesman: Matt Burke
Line judge: Kelly Deterding
Back judge: Christopher Alston
Field judge: Rich Almeroth
Side judge: Eric Hartman
Center judge: Dan Scanlan
Replay Official: Brad Van Vark

WEATHER

Weather: Sunny 64 F
Wind: West 7 mph





TEAM STATISTICS

	UCF	OPP
Scoring	210	167
Points per game	35.0	27.8
Points Off Turnovers	28	22
First Downs	144	127
Rushing	74	59
Passing	62	59
Penalty	8	9
Rushing Yardage	1478	1183
Yards gained rushing	1622	1350
Yards lost rushing	144	167
Rushing attempts	248	239
Average per rush	6.0	4.9
Average per game	246.3	197.2
TDs Rushing	14	15
Passing Yardage	1622	1140
Comp-Att-Int	107-166-6	91-170-4
Average per pass	9.8	6.7
Average per catch	15.2	12.5
Average per game	270.3	190.0
TDs Passing	12	4
Total offense	3100	2323
Total plays	414	409
Average per play	7.5	5.7
Average per game	516.7	387.2
Kick returns: #-Yards	9-212	14-309
Punt returns: #-Yards	9-119	6-120
Int returns: #-Yards	4-46	6-5
Kick return average	23.6	22.1
Punt return average	13.2	20.0
Int return average	11.5	0.8
Fumbles-Lost	6-4	2-1
Penalties-Yards	40-332	22-207
Average per game	55.3	34.5
Punts-Yards	14-573	25-1104
Average per punt	40.9	44.2
Net punt average	31.8	39.0
Kickoffs-Yards	39-2380	34-2122
Average per kick	61.0	62.4
Net kick average	38.5	37.8
Time of possession / game	28:00	31:60
3rd-down conversion	37/74	39/85
3rd-down pct	50%	46%
4rd-down conversion	6/10	4/7

TEAM STATISTICS

	UCF	OPP
4rd-down pct	60%	57%
Sacks by-Yards	14-117	13-109
Misc Yards	0	0
Touchdowns scored	27	21
Field goals - attempts	7-10	7-11
On-Side kicks	0-1	0-0
Red-zone scores	(19-25) 76%	(20-24) 83%
Red-zone touchdowns	(15-25) 60%	(15-24) 63%
PAT-attempts	(25-25) 100%	(16-17) 94%
2-point conversion-attempts	(0-3) 0%	(2-4) 50%
Attendance	132299	134466
Games / Avg per game	3/44100	3/44822
Neutral site games	-	0/0

Score by Periods

Team	1st	2nd	3rd	4th	OT	TOT
UCF	65	51	43	51	0	210
Opponents	27	38	29	73	0	167

INDIVIDUAL STATISTICS

Rushing

Player	gp	att	gain	loss	net	avg	td	lg	avg/g
RJ Harvey	6	89	537	26	511	5.7	6	53	85.2
Johnny Richardson	6	53	450	9	441	8.3	1	79	73.5
John Rhys Plumlee	3	19	165	2	163	8.6	1	32	54.3
Xavier Townsend	6	9	115	3	112	12.4	0	39	18.7
Timmy McClain	5	39	196	94	102	2.6	1	22	20.4
Demarcus Bowman	3	10	62	0	62	6.2	1	12	20.7
Jordan McDonald	6	18	56	0	56	3.1	3	10	9.3
Kameron Ingram	1	4	23	0	23	5.8	0	12	23.0
Mark-Antony Richards	6	1	7	0	7	7.0	1	7	1.2
Amari Johnson	3	2	3	0	3	1.5	0	2	1.0
Dylan Rizk	1	2	8	6	2	1.0	0	8	-2.0
Team	6	2	0	4	-4	-2.0	0	0	-0.7
Total	6	248	1622	144	1478	6.0	14	79	246.3
Opponents	6	239	1350	167	1183	4.9	15	75	197.2

Passing

Player	gp	effic	comp-att-int	pct	yds	td	lg	avg/g
Timmy McClain	5	177.7	62-97-2	63.9	1008	9	69	201.6
John Rhys Plumlee	3	151.0	41-61-4	67.2	586	3	53	195.3
Dylan Rizk	1	127.0	4-5-0	80.0	28	0	15	28.0
RJ Harvey	6	0.0	0-1-0	0.0	0	0	0	0.0
Kobe Hudson	6	0.0	0-1-0	0.0	0	0	0	0.0
Team	6	0.0	0-1-0	0.0	0	0	0	0.0
Total	6	163.2	107-166-6	64.5	1622	12	69	270.3
Opponents	6	112.9	91-170-4	53.5	1140	4	45	190.0

Receiving

Player	gp	no.	yds	avg	td	lg	avg/g
Kobe Hudson	6	22	473	21.5	2	69	78.8
Javon Baker	6	21	417	19.9	2	65	69.5
Xavier Townsend	6	15	157	10.5	2	32	26.2
Randy Pittman Jr.	6	10	122	12.2	1	35	20.3
Alec Holler	6	9	94	10.4	2	21	15.7
RJ Harvey	6	8	172	21.5	1	50	28.7
Johnny Richardson	6	7	27	3.9	0	8	4.5
Jaylon Griffin	4	4	58	14.5	1	36	14.5
Chauncey Magwood	4	4	40	10.0	0	18	10.0
Demarcus Bowman	3	2	7	3.5	0	4	2.3
Mark-Antony Richards	6	1	3	3.0	0	3	0.5
Jarrad Baker	5	1	-1	-1.0	0	0	-0.2
Max Holler	4	1	5	5.0	0	5	1.3
Kameron Ingram	1	1	15	15.0	0	15	15.0
Jordan McDonald	6	1	33	33.0	0	33	5.5
Total	6	107	1622	15.2	12	69	270.3
Opponents	6	91	1140	12.5	4	45	190.0

Punt Returns

Player	no.	yds	avg	td	lg
Xavier Townsend	8	107	13.4	0	29
Walter Yates	1	12	12.0	0	12
Total	9	119	13.2	0	29
Opponents	6	120	20.0	1	82

Interceptions

Player	no.	yds	avg	td	lg
Corey Thornton	2	4	2.0	0	3
DeJordan Mask	1	0	0.0	0	0
Nikai Martinez	1	42	42.0	0	42
Total	4	46	11.5	0	42
Opponents	6	5	0.8	0	5

Kick Returns

Player	no.	yds	avg	td	lg
Johnny Richardson	6	134	22.3	0	51
Xavier Townsend	3	78	26.0	0	34
Total	9	212	23.6	0	51
Opponents	14	309	22.1	0	43

Fumble Returns

Player	no.	yds	avg	td	lg
Demari Henderson	1	87	87.0	1	87
Total	1	87	87.0	1	87
Opponents	4	78	19.5	1	72

INDIVIDUAL STATISTICS

Scoring

Player	td	fg	PAT						pts
			kick	rush	rcv	pass	dxp	saf	
Colton Boomer	-	7-10	25-25	-	-	-	-	-	46
RJ Harvey	7	-	-	-	-	-	-	-	42
Jordan McDonald	3	-	-	-	-	-	-	-	18
Alec Holler	2	-	-	-	-	-	-	-	12
Kobe Hudson	2	-	-	-	-	-	-	-	12
Javon Baker	2	-	-	-	-	-	-	-	12
Timmy McClain	2	-	-	-	-	-	-	-	12
Xavier Townsend	2	-	-	-	-	-	-	-	12
Demari Henderson	1	-	-	-	-	-	1	-	8
Mark-Antony Richards	1	-	-	-	-	-	-	-	6
Demarcus Bowman	1	-	-	-	-	-	-	-	6
John Rhys Plumlee	1	-	-	-	-	-	-	-	6
Johnny Richardson	1	-	-	-	-	-	-	-	6
Jaylon Griffin	1	-	-	-	-	-	-	-	6
Randy Pittman Jr.	1	-	-	-	-	-	-	-	6
Total	27	7-10	25-25	0	0	0	1	0	210
Opponents	21	7-11	16-17	0	2	2	0	0	167

Field Goals

Player	fg	pct.	01-19	20-29	30-39	40-49	50-59	lg	blk
Colton Boomer	7-10	70.0	0-0	2-2	1-2	2-2	2-4	55	1
Opponents	7-11	63.6	0-0	2-3	2-3	2-4	1-1	56	0

FG Sequence

Team Name	UCF	Opponents
Boise St.	(50),(33),(55),(40)	(56)
Villanova	(26),(41)	
Kansas St.	(29),52	26,(30)
Baylor	32,59	46,(30),(25)
Kent St.		(45),44,(43)
Kansas		(25),32

Numbers in (parentheses) indicate field goal was made

Total Offense

Player	g	plays	rush	pass	total	avg/g
Timmy McClain	5	136	102	1008	1110	222.0
John Rhys Plumlee	3	80	163	586	749	249.7
RJ Harvey	6	90	511	0	511	85.2
Johnny Richardson	6	53	441	0	441	73.5
Xavier Townsend	6	9	112	0	112	18.7
Demarcus Bowman	3	10	62	0	62	20.7
Jordan McDonald	6	18	56	0	56	9.3
Dylan Rizk	1	7	2	28	30	30.0
Kameron Ingram	1	4	23	0	23	23.0
Mark-Antony Richards	6	1	7	0	7	1.2
Amari Johnson	3	2	3	0	3	1.0
Team	6	0	-4	0	-4	-0.7
Total	6	414	1478	1622	3100	516.7
Opponents	6	409	1183	1140	2323	387.2

Punting

Player	no.	yds	avg	lg	tb	fc	i20	50+	blk
Mitch McCarthy	14	573	40.9	54	1	7	4	3	0
Total	14	573	40.9	54	1	7	4	3	0
Opponents	25	1104	44.2	69	1	5	8	9	0

Kickoffs

Player	no.	yds	avg	tb	ob	retn	net	ydln
Colton Boomer	38	2320	61.1	20	1			
Grant Reddick	1	60	60.0	0	0			
Total	39	2380	61.0	20	1	15	38.5	26
Opponents	34	2122	62.4	19	4	9	37.8	27

DEFENSIVE STATISTICS

##	Player	gp	Tackles				Sacks	Pass defense			Fumbles		blkd	
			ua	a	tot	tfl/yds		int-yds	brup	qbh	fr-yds	ff	kick	saf
0	Jason Johnson	6	34	18	52	2.5-4
88	Josh Celiscar	6	20	16	36	3.5-7
2	Lee Hunter	6	20	14	34	2.5-20	2-19	.	1	1
27	Walter Yates	5	13	12	25	1-1
21	Nikai Martinez	6	17	5	22	1-5	.	1-42	1
3	Tre'mon Morris-Brash	6	16	6	22	12-62	5-47	.	.	3
10	Quadric Bullard	6	18	3	21	.	.	.	1
9	Jireh Wilson	6	11	9	20	.	.	.	1
8	Demari Henderson	3	11	3	14	.	.	.	1	.	1-87	1	.	.
14	Corey Thornton	5	12	1	13	.	.	2-4	5
17	Rian Davis	5	6	7	13
55	John Walker	6	9	4	13	3-5	.	.	1	1
1	Ja'Cari Henderson	6	9	2	11	.	.	.	1
31	Brandon Adams	6	7	2	9	1-3	.	.	3	1
13	DeJordan Mask	5	6	2	8	.	.	1-0
51	Malachi Lawrence	6	7	.	7	5-41	4-33
4	Braeden Marshall	6	5	2	7	.	.	.	1
40	Kervins Choute	5	2	5	7	0.5-2	0.5-2
5	Ricky Barber	4	3	4	7	1.5-6	1-6	.	1	1
29	William Wells	3	3	3	6
56	Matthew Alexander	6	3	3	6	1-9	1-9	.	1	2
30	Kam Moore	5	3	.	3	.	.	.	1
19	Jarrad Baker	5	1	1	2
11	Decorian Patterson	5	1	1	2
16	TJ Bullard	6	.	1	1
13	Randy Pittman Jr.	6	1	.	1
71	Tylan Grable	6	1	.	1
91	Keshaun Hudson	1	.	1	1
6	Isaiah Nixon	3	.	1	1	0.5-1	0.5-1
33	Kaven Call	6	.	1	1
15	Isaiah Paul	1	.	1	1
5	Jordan McDonald	6	1	.	1
12	Shaun Peterson Jr.	6	1	.	1
Totals		6	241	128	369	35-166	14-117	4-46	19	9	1-87	1	0	0
Opponents		6	274	100	374	31-139	13-109	6-5	11	11	4-78	4	1	0

TEAM GAME-BY-GAME

Opponent	Score	First Downs				Rushing Number-Yards	Passing		Total Offense Plays-Yards	Return Yards	Turn- Overs
		Total	Rush	Pass	Pen		Comp-Att-Int	Yards			
Kent St.	56-6	32 / 15	17 / 5	13 / 8	2 / 2	46-389 / 36-94	25-35-2 / 12-32-1	334 / 145	81-723 / 68-239	0 / 80	3 / 1
Boise St.	18-16	23 / 22	12 / 12	9 / 10	2 / 0	41-258 / 39-173	16-24-2 / 14-27-1	272 / 211	65-530 / 66-384	56 / 35	2 / 1
Villanova	48-14	31 / 11	17 / 5	14 / 5	0 / 1	54-251 / 30-83	24-33-0 / 9-23-1	349 / 145	87-600 / 53-228	136 / 31	0 / 1
Kansas St.	31-44	19 / 32	6 / 12	10 / 16	3 / 4	34-143 / 40-281	14-25-1 / 27-42-1	264 / 255	59-407 / 82-536	110 / 50	2 / 1
Baylor	35-36	18 / 22	9 / 8	8 / 13	1 / 1	35-235 / 43-153	13-26-1 / 21-34-0	234 / 293	61-469 / 77-446	162 / 185	2 / 1
Kansas	22-51	21 / 25	13 / 17	8 / 7	0 / 1	38-202 / 51-399	15-23-0 / 8-12-0	169 / 91	61-371 / 63-490	0 / 131	1 / 0
Totals	210-167	144 / 127	74 / 59	62 / 59	8 / 9	248-1478 / 239-1183	107-166-6 / 91-170-4	1622 / 1140	414-3100 / 409-2323	464 / 512	10 / 5

Opponents	3rd Down Conversion	4th Down Conversion	Time of Possession	TOP Margin	Avg Yds/Rush	Avg Yds/Pass	Avg Yds/Play	Punting Number-Avg	Penalties Number-Yards	Sacks
Kent St.	9-12 / 7-17	1-1 / 0-1	31:26 / 28:34	02:52	8.5 / 2.6	9.5 / 4.5	8.9 / 3.5	1-42.0 / 6-35.5	7-70.0 / 4-30.0	4 / 1
Boise St.	4-10 / 6-14	0-1 / 1-1	28:03 / 31:57	-03:54	6.3 / 4.4	11.3 / 7.8	8.2 / 5.8	2-46.5 / 5-50.0	4-25.0 / 4-39.0	2 / 1
Villanova	7-15 / 1-12	2-3 / 2-2	32:52 / 27:08	05:44	4.6 / 2.8	10.6 / 6.3	6.9 / 4.3	3-48.0 / 9-44.6	7-43.0 / 3-20.0	2 / 2
Kansas St.	5-12 / 9-15	1-2 / 1-2	25:37 / 34:23	-08:46	4.2 / 7.0	10.6 / 6.1	6.9 / 6.5	2-39.0 / 1-69.0	10-80.0 / 5-63.0	1 / 4
Baylor	5-13 / 10-18	2-2 / 0-1	24:29 / 35:31	-11:02	6.7 / 3.6	9.0 / 8.6	7.7 / 5.8	2-34.0 / 3-44.0	7-74.0 / 4-35.0	4 / 1
Kansas	7-12 / 6-9	0-1 / 0-0	25:35 / 34:25	-08:50	5.3 / 7.8	7.3 / 7.6	6.1 / 7.8	4-37.0 / 1-39.0	5-40.0 / 2-20.0	1 / 4
Totals	37-74 / 39-85	6-10 / 4-7	168:02 / 191:58	-23:56	6.0 / 4.9	9.8 / 6.7	7.5 / 5.7	14-40.9 / 25-44.2	40-332.0 / 22-207.0	14 / 13

UCF GAME HIGHS

RUSHES	54	Villanova (09/16/2023)
YARDS RUSHING	389	Kent St. (08/31/2023)
YARDS PER RUSH	8.5	Kent St. (08/31/2023)
TD RUSHES	5	Kent St. (08/31/2023)
PASS ATTEMPTS	35	Kent St. (08/31/2023)
PASS COMPLETIONS	25	Kent St. (08/31/2023)
YARDS PASSING	349	Villanova (09/16/2023)
YARDS PER PASS	11.3	at Boise St. (09/09/2023)
TD PASSES	3	at Kansas St. (09/23/2023)
	3	Kent St. (08/31/2023)
TOTAL PLAYS	87	Villanova (09/16/2023)
TOTAL OFFENSE	723	Kent St. (08/31/2023)
YARDS PER PLAY	8.9	Kent St. (08/31/2023)
POINTS	56	Kent St. (08/31/2023)
SACKS BY	4	Baylor (09/30/2023)
	4	Kent St. (08/31/2023)
FIRST DOWNS	32	Kent St. (08/31/2023)
PENALTIES	10	at Kansas St. (09/23/2023)
PENALTY YARDS	80	at Kansas St. (09/23/2023)
TURNOVERS	3	Kent St. (08/31/2023)
PUNTS	4	at Kansas (10/07/2023)
PUNTING AVG	48.0	Villanova (09/16/2023)
LONG PUNT	54	at Boise St. (09/09/2023)
PUNTS INSIDE 20	1	at Kansas (10/07/2023)
	1	at Kansas St. (09/23/2023)
	1	Villanova (09/16/2023)
	1	at Boise St. (09/09/2023)
LONG PUNT RETURN	29	Villanova (09/16/2023)

INDIVIDUAL GAME HIGHS

RUSHES	21	RJ Harvey vs Baylor (09/30/2023)
YARDS RUSHING	133	RJ Harvey at Kansas (10/07/2023)
TD RUSHES	2	Jordan McDonald vs Villanova (09/16/2023)
	2	RJ Harvey vs Villanova (09/16/2023)
LONG RUSH	79	Johnny Richardson vs Baylor (09/30/2023)
PASS ATTEMPTS	30	John Rhys Plumlee vs Kent St. (08/31/2023)
PASS COMPLETIONS	22	John Rhys Plumlee vs Kent St. (08/31/2023)
YARDS PASSING	321	Timmy McClain vs Villanova (09/16/2023)
TD PASSES	3	Timmy McClain at Kansas St. (09/23/2023)
	3	John Rhys Plumlee vs Kent St. (08/31/2023)
LONG PASS	69	Timmy McClain at Kansas St. (09/23/2023)
RECEPTIONS	6	Kobe Hudson vs Villanova (09/16/2023)
YARDS RECEIVING	147	Kobe Hudson vs Villanova (09/16/2023)
TD RECEPTIONS	2	Kobe Hudson at Kansas St. (09/23/2023)
LONG RECEPTION	69	Kobe Hudson at Kansas St. (09/23/2023)
PUNTS	4	Mitch McCarthy at Kansas (10/07/2023)
PUNTING AVG	48.0	Mitch McCarthy vs Villanova (09/16/2023)
LONG PUNT	54	Mitch McCarthy at Boise St. (09/09/2023)
PUNTS INSIDE 20	1	Mitch McCarthy at Kansas (10/07/2023)
	1	Mitch McCarthy at Kansas St. (09/23/2023)
	1	Mitch McCarthy vs Villanova (09/16/2023)
	1	Mitch McCarthy at Boise St. (09/09/2023)
LONG PUNT RETURN	29	Xavier Townsend vs Villanova (09/16/2023)
LONG KICKOFF RETURN	51	Johnny Richardson at Kansas St. (09/23/2023)
TACKLES	15	Jason Johnson vs Baylor (09/30/2023)
SACKS	2	Tre'mon Morris-Brash vs Baylor (09/30/2023)
TACKLES FOR LOSS	3	Tre'mon Morris-Brash vs Baylor (09/30/2023)
	3	Tre'mon Morris-Brash vs Villanova (09/16/2023)
	3	Tre'mon Morris-Brash at Boise St. (09/09/2023)



Running back Johnny Richardson's 79-yard TD run

PLAYER PARTICIPATION

##	Player	GP-GS	KentSt	Boise	VU	KState	Baylor	KU
0	Jason Johnson	6/6	START	START	START	START	START	START
0	Johnny Richardson	6/2	XXX	XXX	XXX	START	START	XXX
1	Javon Baker	6/5	START	START	START	START	XXX	START
1	Ja'Cari Henderson	6/0	XXX	XXX	XXX	XXX	XXX	XXX
2	Kobe Hudson	6/5	XXX	START	START	START	START	START
2	Lee Hunter	6/6	START	START	START	START	START	START
3	Tre'mon Morris-Brash	6/6	START	START	START	START	START	START
3	Xavier Townsend	6/5	START	XXX	START	START	START	START
4	Corey Gammage	0/0
4	Braeden Marshall	6/0	XXX	XXX	XXX	XXX	XXX	XXX
5	Ricky Barber	4/4	START	START	...	START	START	...
5	Jordan McDonald	6/0	XXX	XXX	XXX	XXX	XXX	XXX
6	Mark-Antony Richards	6/0	XXX	XXX	XXX	XXX	XXX	XXX
6	Isaiah Nixon	3/0	XXX	...	XXX	XXX
7	Fred Davis II	2/0	XXX	...	XXX
7	RJ Harvey	6/4	START	START	START	XXX	XXX	START
8	Xavier Williams	0/0
8	Demari Henderson	3/0	XXX	XXX	XXX
9	Jireh Wilson	6/2	XXX	XXX	START	XXX	XXX	START
9	Timmy McClain	5/3	XXX	...	START	START	START	XXX
10	John Rhys Plumlee	3/3	START	START	START
10	Quadric Bullard	6/6	START	START	START	START	START	START
11	Decorian Patterson	5/0	XXX	XXX	XXX	...	XXX	XXX
11	Chauncey Magwood	4/0	XXX	XXX	XXX	XXX
12	Shaun Peterson Jr.	6/0	XXX	XXX	XXX	XXX	XXX	XXX
12	Dylan Rizk	1/0	XXX
13	DeJordan Mask	5/4	START	START	...	START	START	XXX
13	Randy Pittman Jr.	6/1	XXX	XXX	XXX	START	XXX	XXX
14	Corey Thornton	5/5	START	START	START	START	START	...
14	Gunnar Smith	0/0
15	Isaiah Paul	1/0	XXX
15	Tyree Patterson	0/0
16	Stephen Martin	6/0	XXX	XXX	XXX	XXX	XXX	XXX
16	TJ Bullard	6/0	XXX	XXX	XXX	XXX	XXX	XXX
17	Amari Johnson	3/0	XXX	XXX	XXX
17	Rian Davis	5/1	XXX	XXX	XXX	XXX	...	START
18	Jaylon Griffin	4/0	XXX	...	XXX	...	XXX	XXX
18	Ja'Maric Morris	0/0
19	Jarrad Baker	5/0	XXX	XXX	XXX	...	XXX	XXX
19	Hudson Gibbs	2/0	XXX	...	XXX
20	Kameron Ingram	1/0	XXX
20	Troy Ford Jr.	0/0
21	Brock Hansel	0/0
21	Nikai Martinez	6/6	START	START	START	START	START	START
22	Jason Duclona	2/0	XXX	...	XXX
23	Demarcus Bowman	3/1	XXX	START	XXX
24	Jarvis Ware	0/0
24	Andrew Dickson	1/0	XXX
25	Cam Vining	0/0
26	Daniel McCullon	0/0
26	Chris Bowerfind	0/0
27	Walter Yates	5/5	START	START	START	START	START	...
28	Andrew Harris	3/0	XXX	XXX	XXX	...
29	William Wells	3/0	XXX	XXX	XXX
30	Kam Moore	5/0	XXX	...	XXX	XXX	XXX	XXX
31	Jajuan Forte	0/0
31	Brandon Adams	6/6	START	START	START	START	START	START
32	Michael Carter	0/0
33	Kaven Call	6/0	XXX	XXX	XXX	XXX	XXX	XXX
34	Terrell Jackson	0/0

##	Player	GP-GS	KentSt	Boise	VU	KState	Baylor	KU
35	Keenan Cupit	0/0
35	Colton Boomer	6/0	XXX	XXX	XXX	XXX	XXX	XXX
36	Champ Jenkins	0/0
37	Preston Foreman	0/0
38	Dionte Marks	0/0
39	R.D. Cooper	0/0
40	Kervins Choute	5/0	XXX	...	XXX	XXX	XXX	XXX
40	Mitch McCarthy	6/0	XXX	XXX	XXX	XXX	XXX	XXX
41	Gage King	6/0	XXX	XXX	XXX	XXX	XXX	XXX
41	Jack Morgan	0/0
42	Aidan Fedigan	0/0
43	Kingston Gorney	0/0
45	Quentin Hatch	0/0
46	Nicholas Antoine	0/0
47	K.D. McDaniel	0/0
49	Max Holler	4/0	XXX	...	XXX	XXX	XXX	...
50	Patrick Barnett	0/0
51	Malachi Lawrence	6/0	XXX	XXX	XXX	XXX	XXX	XXX
52	Caden Kitler	4/2	XXX	...	XXX	START	START	...
53	Keeron Henderson	0/0
54	Bula Schmidt	3/2	START	START	XXX	...
55	Cameron Kinnie	2/0	XXX	...	XXX
55	John Walker	6/1	XXX	XXX	XXX	XXX	XXX	START
56	Matthew Alexander	6/1	XXX	XXX	START	XXX	XXX	XXX
56	Jonathan Cline	0/0
57	John Harris	1/0	XXX
58	Dallaz Corbitt	2/0	XXX	...	XXX	...
59	Keyon Cox	1/0	XXX
60	Drake Metcalf	3/3	START	START	START
64	Shaheem Hill	0/0
66	Chidoziri Maghiro	1/0	XXX
68	Ethan Higgins	0/0
69	Paul Rubelt	6/0	XXX	XXX	XXX	XXX	XXX	XXX
70	Edward Collins	6/0	XXX	XXX	XXX	XXX	XXX	XXX
71	Tylan Grable	6/6	START	START	START	START	START	START
72	Marcellus Marshall	5/5	START	START	START	START	START	...
74	Matthew Prigmore	0/0
75	Andrew Phelan	0/0
76	Adrian Medley	3/1	XXX	XXX	START
77	Lokahi Pauole	5/5	START	START	START	START	START	...
78	Amari Kight	5/2	XXX	XXX	XXX	START	START	...
80	Trent Whittemore	6/2	START	XXX	XXX	XXX	START	XXX
80	Grant Reddick	1/0	XXX
81	Tyler Griffin	4/0	XXX	XXX	XXX	...	XXX	...
82	Alec Holler	6/5	START	START	START	XXX	START	START
83	Garrett French	1/0	XXX
84	Thomas Wadsworth	1/0	XXX
85	Zach Marsh Wojan	6/0	XXX	XXX	XXX	XXX	XXX	XXX
86	Jordan Davis	0/0
87	Dwartney Wortham	0/0
87	Andrew Rumph	0/0
88	Josh Celiscar	6/6	START	START	START	START	START	START
88	Grant Stevens	0/0
89	Cullen Smith	2/0	XXX	...	XXX
90	Derrick LeBlanc	0/0
91	Keshaun Hudson	1/0	XXX
92	Finau Fine	0/0
94	Christopher Ficka	0/0
96	Trace O'Hara	0/0
98	Kriston Esnard	1/0	XXX

##	Player	GP-GS	KentSt	Boise	VU	KState	Baylor	KU
99	Jamaal Johnson	3/0	XXX	...	XXX	...	XXX	...


PLAYER GAME-BY-GAME PASSING

#2 Kobe Hudson	Comp	Att	Int	Pct	Yards	TD	Long	Sacked	Effic.
Kansas	0	1	0	0.0	0	0	0	0-0	0.0
Totals	0	1	0	0.0	0	0	0	0-0	0.0

#7 RJ Harvey	Comp	Att	Int	Pct	Yards	TD	Long	Sacked	Effic.
Kansas St.	0	1	0	0.0	0	0	0	0-0	0.0
Totals	0	1	0	0.0	0	0	0	1-10	0.0

#9 Timmy McClain	Comp	Att	Int	Pct	Yards	TD	Long	Sacked	Effic.
Kent St.	3	5	0	60.0	53	0	33	0-0	149.0
Villanova	20	28	0	71.4	321	2	58	1-18	191.3
Kansas St.	14	24	1	58.3	264	3	69	4-30	183.6
Baylor	13	25	1	52.0	234	2	65	1-4	149.0
Kansas	12	15	0	80.0	136	2	41	4-39	200.2
Totals	62	97	2	63.9	1008	9	69	10-91	177.7

#10 John Rhys Plumlee	Comp	Att	Int	Pct	Yards	TD	Long	Sacked	Effic.
Kent St.	22	30	2	73.3	281	3	50	1-2	171.7
Boise St.	16	24	2	66.7	272	0	53	0-0	145.2
Kansas	3	7	0	42.9	33	0	21	0-0	82.5
Totals	41	61	4	67.2	586	3	53	1-2	151.0

#12 Dylan Rizk	Comp	Att	Int	Pct	Yards	TD	Long	Sacked	Effic.
Villanova	4	5	0	80.0	28	0	15	1-6	127.0
Totals	4	5	0	80.0	28	0	15	1-6	127.0

Rushing

Player	No-Yds/TD	KentSt	Boise	VU	KState	Baylor	KU
RJ Harvey	89-511/6	10-84/1	15-70/1	14-85/2	13-44/1	21-95/0	16-133/1
Johnny Richardson	53-441/1	12-100/0	11-62/0	10-51/0	6-76/0	6-105/1	8-47/0
Timmy McClain	39-102/1	2-21/0	DNP	9-44/0	12-15/0	6-17/1	10-5/0
John Rhys Plumlee	19-163/1	8-90/1	11-73/0	DNP	DNP	DNP	-
Jordan McDonald	18-56/3	4-13/1	2-3/0	12-40/2	-	-	-
Demarcus Bowman	10-62/1	8-46/1	1-11/0	1-5/0	DNP	DNP	DNP
Xavier Townsend	9-112/0	1-28/0	1-39/0	2-1/0	2-10/0	1-20/0	2-14/0
Kameron Ingram	4-23/0	DNP	DNP	4-23/0	DNP	DNP	DNP
Amari Johnson	2-3/0	DNP	DNP	DNP	-	-	2-3/0
Dylan Rizk	2-2/0	DNP	DNP	2-2/0	DNP	DNP	DNP
Mark-Antony Richards	1-7/1	1-7/1	-	-	-	-	-

PLAYER GAME-BY-GAME
Receiving

Player	No-Yds/TD	KentSt	Boise	VU	KState	Baylor	KU
Kobe Hudson	22-473/2	4-44/0	5-134/0	6-147/0	5-138/2	1-5/0	1-5/0
Javon Baker	21-417/2	4-59/0	4-73/0	5-77/1	1-10/0	3-113/1	4-85/0
Xavier Townsend	15-157/2	5-81/1	1-5/0	-	4-36/0	4-27/1	1-8/0
Randy Pittman Jr.	10-122/1	3-21/0	-	2-13/0	2-24/0	1-35/0	2-29/1
Alec Holler	9-94/2	2-21/1	1-16/0	-	-	3-38/0	3-19/1
RJ Harvey	8-172/1	1-50/1	2-34/0	2-16/0	2-56/0	1-16/0	-
Johnny Richardson	7-27/0	2-10/0	3-10/0	-	-	-	2-7/0
Jaylon Griffin	4-58/1	1-8/0	DNP	3-50/1	DNP	-	-
Chauncey Magwood	4-40/0	DNP	DNP	3-27/0	-	-	1-13/0
Demarcus Bowman	2-7/0	2-7/0	-	-	DNP	DNP	DNP
Jordan McDonald	1-33/0	1-33/0	-	-	-	-	-
Kameron Ingram	1-15/0	DNP	DNP	1-15/0	DNP	DNP	DNP
Max Holler	1-5/0	-	DNP	1-5/0	-	-	DNP
Mark-Antony Richards	1-3/0	-	-	-	-	-	1-3/0
Jarrad Baker	1--1/0	-	-	1--1/0	DNP	-	-



Senior wide receiver Kobe Hudson (2)

PLAYER GAME-BY-GAME

Total Tackles

Player	S-A	Total	KentSt	Boise	VU	KState	Baylor	KU
Jason Johnson	34-18	52	2-1	4-4	1-5	12-0	9-6	6-2
Josh Celiscar	20-16	36	4-3	4-3	1-5	1-2	4-2	6-1
Lee Hunter	20-14	34	5-3	3-1	2-3	4-2	5-4	1-1
Walter Yates	13-12	25	1-6	6-0	1-2	3-1	2-3	DNP
Nikai Martinez	17-5	22	2-0	3-0	0-2	5-1	3-2	4-0
Tre'mon Morris-Brash	16-6	22	1-2	4-0	4-0	1-1	4-2	2-1
Quadric Bullard	18-3	21	2-0	4-0	-	2-2	5-1	5-0
Jireh Wilson	11-9	20	0-4	2-0	2-0	1-1	1-2	5-2
Demari Henderson	11-3	14	DNP	DNP	DNP	4-0	5-2	2-1
Corey Thornton	12-1	13	2-0	3-0	2-0	5-0	0-1	DNP
John Walker	9-4	13	1-1	0-1	3-2	1-0	1-0	3-0
Rian Davis	6-7	13	2-3	0-1	0-1	1-1	DNP	3-1
Ja'Cari Henderson	9-2	11	-	4-0	0-1	2-0	2-0	1-1
Brandon Adams	7-2	9	-	2-0	-	2-1	0-1	3-0
DeJordan Mask	6-2	8	1-1	1-0	DNP	4-0	0-1	-
Malachi Lawrence	7-0	7	2-0	1-0	-	-	1-0	3-0
Braeden Marshall	5-2	7	1-2	2-0	-	-	2-0	-
Ricky Barber	3-4	7	1-2	1-2	DNP	-	1-0	DNP
Kervins Choute	2-5	7	1-3	DNP	0-2	1-0	-	-
William Wells	3-3	6	1-1	-	2-2	DNP	DNP	DNP
Matthew Alexander	3-3	6	-	-	1-2	1-0	0-1	1-0
Kam Moore	3-0	3	-	DNP	1-0	-	1-0	1-0
Decorian Patterson	1-1	2	-	-	0-1	DNP	1-0	-
Jarrad Baker	1-1	2	0-1	-	1-0	DNP	-	-
Jordan McDonald	1-0	1	-	-	-	1-0	-	-
Shaun Peterson Jr.	1-0	1	1-0	-	-	-	-	-
Randy Pittman Jr.	1-0	1	-	-	-	-	1-0	-
Tylan Grable	1-0	1	-	-	-	-	-	1-0
Isaiah Nixon	0-1	1	0-1	DNP	-	DNP	DNP	-
Isaiah Paul	0-1	1	0-1	DNP	DNP	DNP	DNP	DNP
TJ Bullard	0-1	1	0-1	-	-	-	-	-
Kaven Call	0-1	1	0-1	-	-	-	-	-
Keshaun Hudson	0-1	1	0-1	DNP	DNP	DNP	DNP	DNP

TACKLES FOR LOSS GAME-BY-GAME

Player	UA-A	Total	KentSt	Boise	VU	KState	Baylor	KU
Tre'mon Morris-Brash	11-2	12.0	1.5-6	3.0-13	3.0-10	1.5-8	3.0-25	-
Malachi Lawrence	5-0	5.0	1.0-6	1.0-5	-	-	1.0-10	2.0-20
Josh Celiscar	3-1	3.5	1.5-3	-	-	-	-	2.0-4
John Walker	3-0	3.0	-	-	2.0-4	-	1.0-1	-
Jason Johnson	2-1	2.5	-	0.5-1	-	-	1.0-1	1.0-2
Lee Hunter	2-1	2.5	1.0-1	-	-	0.5-1	1.0-18	-
Ricky Barber	1-1	1.5	1.0-6	0.5-0	DNP	-	-	DNP
Nikai Martinez	1-0	1.0	-	1.0-5	-	-	-	-
Walter Yates	1-0	1.0	-	1.0-1	-	-	-	DNP
Brandon Adams	1-0	1.0	-	1.0-3	-	-	-	-
Matthew Alexander	1-0	1.0	-	-	1.0-9	-	-	-
Isaiah Nixon	0-1	0.5	0.5-1	DNP	-	DNP	DNP	-
Kervins Choute	0-1	0.5	0.5-2	DNP	-	-	-	-



CAREER STATISTICS

Brandon Adams • Junior • Defensive Back

TACKLES	g	ua	a	total	tfl	pd	ff	fr	blk
2021	12	16	3	19	1.0	1	0	0	0
2022	14	27	7	34	0.5	4	0	0	0
2023	6	7	2	9	1.0	3	0	0	0
TOTAL	32	50	12	62	2.5	8	0	0	0

Matthew Alexander • r-Sophomore • Defensive Tackle

TACKLES	g	ua	a	total	tfl	pd	ff	fr	blk
2022	14	4	5	9	1.0	0	0	0	0
2023	6	3	3	6	1.0	1	0	0	0
TOTAL	20	7	8	15	2.0	1	0	0	0

Javon Baker • Senior • Wide Receiver

RECEIVING	g	rec	yards	td	long	rec/g	avg/c	avg/g
*2020	8	2	15	0	15	0.3	7.5	1.9
*2021	11	7	101	1	35	0.6	14.4	9.2
2022	14	56	796	5	53	4.0	14.2	56.9
2023	6	21	417	2	65	3.5	19.9	69.5
TOTAL	39	86	1329	8	65	2.2	15.5	34.1

Ricky Barber • r-Senior • Defensive Line

TACKLES	g	ua	a	total	tfl	pd	ff	fr	blk
*2019	4	3	4	7	1.0	0	0	0	0
*2020	12	26	32	58	7.0	0	1	0	0
2021	11	14	15	29	5.5	1	0	0	0
2022	14	18	31	49	9.0	4	0	0	0
2023	4	3	4	7	1.5	1	0	0	0
TOTAL	45	64	86	150	24.0	6	1	0	0

SACKS	g	ua	a	total	yards
*2019	4	1	0	1.0	9
*2020	12	3	2	4.0	26
2021	11	2	2	1.5	2
2022	14	3	0	3.0	22
2023	4	1	0	1.0	6
TOTAL	45	10	4	10.5	65

Demarcus Bowman • r-Junior • Running Back

RUSHING	g	att	yards	td	long	avg/c	avg/g
*2020	2	9	32	0	10	3.6	16.0
*2021	5	14	81	0	26	5.8	16.2
2023	3	10	62	1	12	6.2	20.7
TOTAL	10	33	175	1	26	5.3	17.5

RECEIVING	g	rec	yards	td	long	rec/g	avg/c	avg/g
*2021	2	0	0	0	0	0.0	0.0	0.0
*2022	5	0	0	0	0	0.0	0.0	0.0
2023	3	2	7	0	4	0.7	3.5	2.3
TOTAL	10	2	7	0	4	0.2	3.5	0.7

Quadric Bullard • Senior • Defensive Back

TACKLES	g	ua	a	total	tfl	pd	ff	fr	blk	blk/td
2020	10	8	4	12	0.0	0	0	0	0	0
2021	13	59	24	83	4.0	6	1	3	0	0
2022	7	17	10	27	2.0	3	1	0	1	2
2023	6	18	3	21	0.0	1	0	0	0	0
TOTAL	36	102	41	143	6.0	10	2	3	1	2

SACKS	g	ua	a	total	yards
2020	10	0	0	0.0	0
2021	13	2	0	2.0	23
2022	7	0	0	0.0	0
2023	6	0	0	0.0	0
TOTAL	36	2	0	2.0	23

Josh Celiscar • Senior • Defensive Line

TACKLES	g	ua	a	total	tfl	pd	ff	fr	blk
2020	10	8	8	16	4.5	1	1	1	0
2021	13	24	15	39	7.5	0	1	2	0
2022	14	32	22	54	8.5	1	3	1	0
2023	6	20	16	36	3.5	0	0	0	0
TOTAL	43	84	61	145	24.0	2	5	4	0

SACKS	g	ua	a	total	yards
2020	10	2	0	2.0	12
2021	13	3	0	3.0	16
2022	14	3	0	3.0	14
2023	6	0	0	0.0	0
TOTAL	43	8	0	8.0	32

INTERCEPTIONS	g	no.	yards	td	long	avg/r	avg/g
2020	10	1	9	0	9	9.0	0.8
2021	13	0	0	0	0	0.0	0.0
2022	13	0	0	0	0	0.0	0.0
2023	6	0	0	0	0	0.0	0.0
TOTAL	43	1	9	0	9	9.0	0.4

Kervins Choute • r-Junior • Defensive Line

TACKLES	g	ua	a	total	tfl	pd	ff	fr	blk
2021	5	3	1	4	1.0	0	0	0	0
2022	3	2	0	2	2.0	0	0	0	0
2023	5	2	5	7	0.5	0	0	0	0
TOTAL	13	7	6	13	3.5	0	0	0	0

SACKS	g	ua	a	total	yards
2021	5	1	0	1.0	2
2022	3	0	0	0	0
2023	5	0	1	0.5	2
TOTAL	13	1	1	1.5	4

Fred Davis II • r-Senior • Defensive Back

TACKLES	g	ua	a	total	tfl	pd	ff	fr	blk
*2020	11	10	3	13	0.0	2	0	0	0
*2021	9	2	4	6	0.5	0	0	0	0
*2022	7	10	5	15	1.0	2	0	1	0
2023	2	0	0	0	0.0	0	0	0	0
TOTAL	29	22	12	34	1.5	4	0	1	0

Rian Davis • r-Senior • Linebacker

TACKLES	g	ua	a	total	tfl	pd	ff	fr	blk
*2019	1	0	0	0	0.0	0	0	0	0
*2020	7	1	0	1	0.0	0	0	0	0
*2021	1	0	1	1	0.0	0	0	0	0
*2022	14	9	6	15	0.5	0	0	0	0
2023	5	6	7	13	0.0	0	0	0	0
TOTAL	28	16	14	30	0.5	0	0	0	0

Corey Gammage • Fifth Year • Wide Receiver

RECEIVING	g	rec	yards	td	long	rec/g	avg/c	avg/g
*2019	9	13	187	1	33	1.4	14.4	20.8
*2020	10	35	409	4	46	3.5	11.7	40.9
*2021	13	78	878	2	64	6.0	11.3	67.5
*2022	13	52	774	6	57	4.0	14.9	59.5
2023	0	0	0	0	0	0.0	0.0	0.0
TOTAL	45	178	2248	13	64	3.8	12.6	48.9

Jaylon Griffin • r-Senior • Wide Receiver

RECEIVING	g	rec	yards	td	long	rec/g	avg/c	avg/g
2021	4	1	14	0	14	0.3	14.0	3.5
2022	7	4	47	0	19	0.6	11.8	6.7
2023	4	4	58	1	36	1.0	14.5	14.5
TOTAL	15	9	119	1	36	0.6	13.2	7.9

RJ Harvey • r-Senior • Running Back

RUSHING	g	att	yards	td	long	avg/c	avg/g
2020	3	3	3	0	2	1.0	1.0
2022	13	118	796	5	61	6.7	61.2
2023	6	89	511	6	53	5.7	85.2
TOTAL	22	210	1310	11	61	6.2	59.5

RECEIVING	g	rec	yards	td	long	rec/g	avg/c	avg/g
2020	3	0	0	0	0	0.0	0.0	0.0
2022	13	22	215	0	29	1.7	21.0	1.6
2023	6	8	172	1	50	1.3	21.5	28.7
TOTAL	22	30	387	1	50	1.4	12.9	17.6

Demari Henderson • Sophomore • Defensive Back

TACKLES	g	ua	a	total	tfl	pd	ff	fr	blk
2022	12	7	5	12	0.5	2	0	0	0
2023	3	11	3	14	0	1	1	1	0
TOTAL	15	18	8	26	0.5	3	1	1	0

Ja'Cari Henderson • r-Freshman • Defensive Back

TACKLES	g	ua	a	total	tfl	pd	ff	fr	blk
2022	4	2	1	3	0.0	1	0	0	0
2023	6	9	2	11	0.0	1	0	0	0
TOTAL	10	11	3	14	0.0	2	0	0	0

Alec Holler • 5th Year • Tight End

RECEIVING	g	rec	yards	td	long	rec/g	avg/c	avg/g
2019	2	0	0	0	0	0.0	0.0	0.0
2020	8	0	0	0	0	0.0	0.0	0.0
2021	13	19	192	3	34	1.5	10.1	14.8
2022	14	22	276	1	64	1.5	12.5	19.7
2023	6	9	94	2	21	1.5	10.4	15.7
TOTAL	43	50	562	6	64	1.2	11.2	13.1

Kobe Hudson • Senior • Wide Receiver

RECEIVING	g	rec	yards	td	long	rec/g	avg/c	avg/g
*2020	11	7	70	0	20	0.6	10.0	6.4
*2021	12	44	580	4	36	3.7	13.2	48.3
2022	12	39	641	7	64	3.3	16.4	53.4
2023	6	22	473	2	69	3.7	21.5	78.8
TOTAL	41	112	1764	13	69	2.7	15.8	43.0

Lee Hunter • r-Sophomore • Defensive Line

TACKLES	g	ua	a	total	tfl	pd	ff	fr	blk
2022	13	9	8	17	1.0	0	0	0	0
2023	6	20	14	34	2.5	1	0	0	0
TOTAL	19	29	22	51	3.5	1	0	0	0

SACKS	g	ua	a	total	yards
2022	13	1	0	1.0	7.0
2023	6	2	0	2.0	19.0
TOTAL	19	3	0	3.0	26.0

Amari Johnson • r-Senior • Wide Receiver

RUSHING	g	att	yards	td	long	avg/c	avg/g
2019	5	0	0	0	0	0.0	0.0
2020	9	0	0	0	0	0.0	0.0
2021	13	7	27	1	16	3.9	2.1
2022	0	0	0	0	0	0.0	0.0
2023	3	2	3	0	2	1.5	1.0
TOTAL	30	9	30	1	16	3.3	1.0

RECEIVING	g	rec	yards	td	long	rec/g	avg/c	avg/g
2019	5	2	67	1	49	0.3	33.5	9.6
2020	9	3	26	0	13	0.3	8.7	2.9
2021	13	23	138	1	28	1.8	6.0	10.6
2022	0	0	0	0	0	0.0	0.0	0.0
2023	3	0	0	0	0	0.0	0.0	0.0
TOTAL	30	28	231	2	49	0.9	8.3	7.7

Jamaal Johnson • r-Freshman • Defensive End

TACKLES	g	ua	a	total	tfl	pd	ff	fr	blk
2022	5	2	2	4	0.0	0	0	0	0
2023	3	0	0	0	0.0	0	0	0	0
TOTAL	8	2	2	4	0.0	0	0	0	0

Jason Johnson • Fifth Year • Linebacker

TACKLES	g	ua	a	total	tfl	pd	ff	fr	blk
*2019	10	33	26	59	4.5	0	1	1	0
*2020	6	37	29	66	6.0	0	1	0	0
*2021	11	63	47	110	8.0	3	1	4	0
2022	14	67	59	126	4.0	0	2	2	0
2023	6	34	18	52	2.5	0	0	0	0
TOTAL	47	234	179	413	25.0	3	5	7	0

SACKS

SACKS	g	ua	a	total
*2019	10	1	0	1.0
*2020	6	1	0	1.0
*2021	11	0	1	0.5
2022	14	1	0	1.0
2023	6	0	0	0.0
TOTAL	47	3	1	3.5

Malachi Lawrence • r-Sophomore • Defensive End

TACKLES	g	ua	a	total	tfl	pd	ff	fr	blk
2022	3	1	1	2	0.5	0	0	0	0
2023	6	7	0	7	5.0	0	0	0	0
TOTAL	9	8	1	9	5.5	0	0	0	0

SACKS

SACKS	g	ua	a	total	yards
2022	3	0	1	0.5	3
2023	6	4	0	4.0	33
TOTAL	9	4	1	4.5	36

Chauncey Magwood • 5th Year • Tight End

RECEIVING	g	rec	yards	td	long	rec/g	avg/c	avg/g
*2021	13	1	17	0	17	0.1	17.0	1.3
*2022	12	7	104	1	26	0.1	14.9	8.7
2023	4	4	40	0	18	1.0	10.0	10.0
TOTAL	29	12	161	1	26	0.4	13.4	5.6

Zach Marsh Wojan • 5th Year • Tight End

RECEIVING	g	rec	yards	td	long	rec/g	avg/c	avg/g
2020	7	0	0	0	0	0.0	0.0	0.0
2021	4	0	0	0	0	0.0	0.0	0.0
2022	13	1	21	1	21	0.1	21.0	1.8
2023	6	0	0	0	0	0.0	0.0	0.0
TOTAL	29	1	21	1	21	0.0	21.0	0.7

Stephen Martin • r-Junior • Wide Receiver

RECEIVING	g	rec	yards	td	long	rec/g	avg/c	avg/g
2021	7	1	14	0	14	0.1	14.0	2.0
2022	12	4	58	1	34	0.3	14.5	4.8
2023	6	0	0	0	0	0.0	0.0	0.0
TOTAL	25	5	72	1	34	0.2	14.4	2.9

Nikai Martinez • Sophomore • Cornerback

TACKLES	g	ua	a	total	tfl	pd	ff	fr	blk
2022	14	17	4	21	1.5	2	0	0	0
2023	6	17	5	22	1.0	1	0	0	0
TOTAL	20	34	9	43	2.5	3	0	0	0

SACKS

SACKS	g	ua	a	total	yards
2022	14	1	0	1.0	7.0
2023	6	0	0	0.0	0.0
TOTAL	20	1	0	1.0	7.0

CAREER STATISTICS

DeJordan Mask • 5th Year • Defensive Back

TACKLES	g	ua	a	total	tfl	pd	ff	fr	blk
*2019	11	3	2	5	0.0	0	0	0	0
*2020	10	31	18	49	0.5	5	0	0	0
*2021	11	28	11	39	0.0	2	0	0	0
*2022	12	23	19	42	2.0	2	0	0	0
2023	5	6	2	8	0.0	0	0	0	0
TOTAL	49	91	52	143	2.5	9	0	0	0

INTERCEPTIONS	g	no.	yards	td	long	avg/r	avg/g
*2019	11	0	0	0	0	0.0	0.0
*2020	10	0	0	0	0	0.0	0.0
*2021	11	1	0	0	0	0.0	0.0
*2022	12	3	0	0	0	0.0	0.0
2023	5	1	0	0	0	0.0	0.0
TOTAL	49	5	0	0	0	0.0	0.0

Timmy McClain • r-Sophomore • Quarterback

PASSING	g	cmp-att-int	yards	td	long	pct	avg/p	avg/g	effc
*2021	11	145-262-7	1888	5	80	55.3	13.0	171.6	116.8
2023	5	62-97-2	1008	9	69	63.9	16.3	201.6	177.7
TOTAL	16	207-359-9	2896	14	80	57.7	14.0	181.0	133.3

RUSHING	g	att	yards	td	long	avg/c	avg/g
*2021	11	123	238	4	27	1.9	21.6
2023	5	39	102	1	22	2.6	20.4
TOTAL	16	162	340	5	27	2.1	21.3

TOTAL OFFENSE	g	rush	pass	total	avg/g
*2021	11	238	1888	2126	193.3
2023	5	102	1008	1110	222.0
TOTAL	16	340	2896	3236	202.3

K.D. McDaniel • r-Senior • Defensive End

TACKLES	g	ua	a	total	tfl	pd	ff	fr	blk
*2019	4	0	3	3	0.0	0	0	0	0
*2020	5	1	0	1	0.0	0	0	0	0
*2021	10	6	7	13	0.0	0	0	0	0
2022	13	7	3	10	2.0	0	1	1	0
2023	-	-	-	-	-	-	-	-	-
TOTAL	32	14	13	27	2.0	0	1	1	0

Jordan McDonald • Sophomore • Running Back

RUSHING	g	att	yards	td	long	avg/c	avg/g
2022	13	11	43	1	9	3.9	3.3
2023	6	18	56	3	10	3.1	9.3
TOTAL	19	29	99	4	10	3.4	5.2

RECEIVING	g	rec	yards	td	long	rec/g	avg/c	avg/g
2022	13	0	0	0	0	0	0	0
2023	6	1	33	0	33	0.2	33.0	5.5
TOTAL	19	1	33	0	33	0.1	33.0	1.7

Kam Moore • Sophomore • Linebacker

TACKLES	g	ua	a	total	tfl	pd	ff	fr	blk
2022	9	6	4	10	2.0	0	1	0	0
2023	5	3	0	3	0.0	1	0	0	0
TOTAL	14	9	4	13	2.0	1	1	0	0

Tre'mon Morris-Brash • 5th Year • Defensive Line

TACKLES	g	ua	a	total	tfl	pd	ff	fr	blk
2019	13	14	11	25	9.0	0	1	1	0
2020	10	19	7	26	6.0	0	0	1	0
2021	11	15	8	23	10.0	1	0	0	0
2022	14	28	24	52	13.0	4	1	2	0
2023	6	16	6	22	12.0	0	0	0	0
TOTAL	54	92	56	148	50.0	5	2	4	0

SACKS	g	ua	a	total	yards
2019	13	3	0	3.0	23
2020	10	3	1	3.5	23
2021	11	4	2	5.0	23
2022	14	4	4	6.0	37
2023	6	5	0	5.0	47
TOTAL	54	19	7	22.5	131

INTERCEPTIONS	g	no.	yards	td	long	avg/r	avg/g
2019	13	0	0	0	0	0.0	0.0
2020	10	0	0	0	0	0.0	0.0
2021	9	1	0	0	0	0.0	0.0
2022	14	0	0	0	0	0.0	0.0
2023	6	0	0	0	0	0.0	0.0
TOTAL	54	1	0	0	0	0.0	0.0

Decorian Patterson • r-Senior • Defensive Back

TACKLES	g	ua	a	total	tfl	pd	ff	fr	blk
*2018	4	4	5	9	0.0	0	0	0	0
*2019	12	31	8	39	3.0	6	0	0	0
*2020	8	27	16	43	5.0	5	1	1	0
*2021	13	17	10	27	0.0	7	0	1	0
*2022	13	45	20	65	2.0	12	0	0	1
2023	5	1	1	2	0.0	0	0	0	0
TOTAL	55	125	60	185	10.0	30	1	2	1

SACKS	g	ua	a	total	yards
*2018	4	0	0	0.0	0
*2019	12	0	0	0.0	0
*2020	8	2	1	2.5	13
*2021	13	0	0	0.0	0
*2022	13	0	0	0.0	0
2023	5	0	0	0.0	0
TOTAL	55	2	1	2.5	13

INTERCEPTIONS	g	no.	yards	td	long	avg/r	avg/g
*2018	4	0	0	0	0	0.0	0.0
*2019	12	0	0	0	0	0.0	0.0
*2020	8	1	0	0	0	0.0	0.0
*2021	13	1	33	0	33	33.0	2.54
*2022	13	7	14	0	9	2.0	1.08
2023	5	0	0	0	0	0.0	0.0
TOTAL	55	9	47	0	33	5.2	0.92

Isaiah Paul • r-Senior • Linebacker

TACKLES	g	ua	a	total	tfl	pd	ff	fr	blk
*2019	12	14	23	37	6.5	0	2	1	0
*2020	6	17	21	38	4.5	2	0	0	0
*2021	13	32	10	42	6.5	1	0	0	0
*2022	4	15	5	20	3.0	1	0	1	0
2023	1	0	1	1	0.0	0	0	0	0
TOTAL	36	78	60	138	20.5	4	2	2	0

SACKS	g	ua	a	total	yards
*2021	13	2	0	2.0	2
*2022	13	1	0	1.0	11
2023	1	0	0	0.0	0
TOTAL	36	2	0	3.0	13

INTERCEPTIONS	g	no.	yards	td	long	avg/r	avg/g
*2019	12	1	49	1	49	49.0	0.08
TOTAL	36	1	49	1	49	49.0	0.02

Shaun Peterson Jr. • r-Senior • Linebacker

TACKLES	g	ua	a	total	tfl	pd	ff	fr	blk
*2022	10	15	13	28	8.0	2	2	2	0
2023	6	1	0	1	0.0	0	0	0	0
TOTAL	44	16	13	29	8.0	2	2	2	0

SACKS	g	ua	a	total	yards
*2022	10	6	0	6.0	39
2023	6	0	0	0.0	0
TOTAL	44	6	0	6.0	39

Played running back prior to switching to linebacker in 2022

John Rhys Plumlee • 5th Year • Quarterback

PASSING	g	cmp-att-int	yards	td	long	pct	avg/p	avg/g	effic
*2019	9	79-150-3	910	4	41	52.7	11.5	101.1	108.4
*2020	7	5-7-0	65	1	47	71.4	13.0	9.3	196.6
*2021	13	1-1-0	6	0	6	100.0	6.0	0.5	150.4
2022	13	218-346-8	2586	14	68	63.0	11.9	198.9	134.5
2023	3	41-61-4	586	3	53	67.2	14.3	195.3	151.0
TOTAL	45	344-565-15	4153	22	68	60.9	12.1	92.3	130.2

RUSHING	g	att	yards	td	long	avg/c	avg/g
*2019	9	154	1023	12	75	6.6	113.7
*2020	7	25	94	0	37	3.8	13.4
*2021	13	9	72	0	34	8.0	5.5
2022	13	159	862	11	67	5.4	66.3
2023	3	19	163	1	32	8.6	54.3
TOTAL	45	366	2214	24	75	6.0	49.2

TOTAL OFFENSE	g	rush	pass	total	avg/g
*2019	9	1023	910	1933	214.8
*2020	7	94	65	159	22.7
*2021	13	72	6	78	6.0
2022	13	862	2586	3448	265.2
2023	3	163	586	749	249.7
TOTAL	45	2214	4153	6367	141.5

Mark-Antony Richards • r-Senior • Running Back

RUSHING	g	att	yards	td	long	avg/c	avg/g
*2020	4	20	76	0	14	3.8	19.0
2021	12	48	309	5	58	6.4	25.8
2022	11	1	0	0	0	0.0	0.0
2023	6	1	7	1	7	7.0	1.2
TOTAL	33	70	392	6	58	5.6	11.9

RECEIVING	g	rec	yards	td	long	rec/g	avg/c	avg/g
*2020	4	0	0	0	0	0.0	0.0	0.0
2021	12	8	76	0	22	0.7	9.5	6.3
2022	11	0	0	0	0	0.0	0.0	0.0
2023	6	1	3	0	3	0.2	3.0	0.5
TOTAL	33	9	79	0	22	0.3	8.8	2.4

Johnny Richardson • Senior • Running Back

RUSHING	g	att	yards	td	long	avg/c	avg/g
2020	6	11	65	1	31	5.9	9.3
2021	13	104	733	3	42	7.0	56.4
2022	14	54	370	0	50	6.9	26.4
2023	6	53	441	1	79	8.3	73.5
TOTAL	39	222	1609	5	79	7.2	41.3

RECEIVING	g	rec	yards	td	long	rec/g	avg/c	avg/g
2020	6	0	0	0	0	0.0	0.0	0.0
2021	13	25	226	1	49	1.9	9.0	17.4
2022	14	22	122	1	25	1.6	5.5	8.7
2023	6	7	27	0	8	1.2	3.9	4.5
TOTAL	39	54	375	2	49	1.4	6.9	9.6

Johnny Richardson • Senior • Running Back (cont.)

KICK RETURNS	g	no.	yards	td	long	avg/r	avg/g
2020	6	4	77	0	26	19.2	11.0
2021	13	15	301	0	43	20.1	27.4
2022	14	5	78	0	17	15.6	10.7
2023	6	6	134	0	51	22.3	26.8
TOTAL	39	30	590	0	51	19.7	15.5

Corey Thornton • Senior • Defensive Back

TACKLES	g	ua	a	total	tfl	pd	ff	fr	blk
2020	10	23	7	30	0.0	3	0	0	0
2021	12	22	10	32	2.5	5	0	0	0
2022	13	37	13	50	1.0	7	1	0	0
2023	5	12	1	13	0.0	5	0	0	0
TOTAL	40	94	31	125	3.5	20	1	0	0

INTERCEPTIONS	g	no.	yards	td	long	avg/r	avg/g
2020	10	1	0	0	0	0.0	0.0
2021	12	0	0	0	0	0.0	0.0
2022	13	0	0	0	0	0.0	0.0
2023	5	2	4	0	3	2.0	0.8
TOTAL	40	3	4	0	3	1.3	0.1

SACKS	g	ua	a	total	yards
2020	10	0	0	0.0	0
2021	12	1	0	1.0	10
2022	13	0	0	0.0	0
2023	5	0	0	0.0	0
TOTAL	40	1	0	1.0	10

Xavier Townsend • Sophomore • Wide Receiver

RECEIVING	g	rec	yards	td	long	rec/g	avg/c	avg/g
2022	14	23	127	0	16	1.6	5.5	9.1
2023	6	15	157	2	32	2.5	10.5	26.2
TOTAL	20	38	284	2	32	1.9	7.5	14.2

RUSHING	g	att	yards	td	long	avg/c	avg/g
2022	14	5	27	1	9	5.4	1.9
2023	6	9	112	0	39	12.4	18.7
TOTAL	20	14	139	1	39	9.9	7.0

PUNT RETURNS	g	no.	yards	td	long	avg/r	avg/g
2022	14	20	177	0	31	8.9	12.6
2023	6	7	107	0	29	15.3	21.4
TOTAL	20	27	284	0	31	10.5	14.9

KICK RETURNS	g	no.	yards	td	long	avg/r	avg/g
2022	14	3	47	0	18	15.7	3.36
2023	6	3	78	0	34	26.0	19.5
TOTAL	20	6	125	0	34	20.8	6.9

Jarvis Ware • 5th Year • Defensive Back

TACKLES	g	ua	a	total	tfl	pd	ff	fr	blk
*2018	10	6	0	6	0.0	0	0	0	0
*2019	11	24	9	33	0.0	4	0	0	0
*2020	7	5	7	12	0.5	1	0	1	0
2022	12	27	14	41	1.0	4	0	0	1
2023	-	-	-	-	-	-	-	-	-
TOTAL	40	62	30	92	1.5	9	0	1	1

INTERCEPTIONS	g	no.	yards	td	long	avg/r	avg/g
*2018	1	0	0	0	0	0.0	0.0
*2019	13	0	0	0	59	59.0	8.4
*2020	7	1	59	1	0	0.0	0.0
2022	13	0	0	0	0	0.0	0.0
2023	-	-	-	-	-	-	-
TOTAL	40	1	59	1	59	59.0	1.8

William Wells • Junior • Defensive Back

TACKLES	g	ua	a	total	tfl	pd	ff	fr	blk
2021	7	3	2	5	1.0	0	0	0	0
2022	12	5	1	6	1.0	0	0	0	0
2023	3	3	3	6	0.0	0	0	0	0
TOTAL	22	11	6	17	2.0	0	0	0	0

Trent Whittemore • r-Junior • Wide Receiver

RECEIVING	g	rec	yards	td	long	rec/g	avg/c	avg/g
*2019	2	0	0	0	0	0.0	0.0	0.0
*2020	9	10	128	1	26	1.1	12.8	14.2
*2021	11	19	210	1	45	1.7	11.1	19.1
*2022	7	4	87	0	33	0.6	21.8	12.4
2023	6	0	0	0	0	0.0	0.0	0.0
TOTAL	35	33	425	2	45	0.9	12.9	12.1

Jireh Wilson • 5th Year • Defensive Back

TACKLES	g	ua	a	total	tfl	pd	ff	fr	blk
*2018	3	0	0	0.0	0	0	0	0	0
*2019	12	16	12	28	1.0	0	0	0	0
*2020	9	42	28	70	6.5	3	3	1	0
*2021	12	18	26	44	4.0	4	0	0	0
*2022	13	25	23	28	4.5	3	0	2	0
2023	6	11	9	20	0.0	1	0	0	0
TOTAL	55	112	98	210	16.0	11	3	3	0

SACKS	g	ua	a	total	yards
*2018	3	0	0	0.0	0
*2019	12	0	0	0.0	0
*2020	9	3	1	3.5	12
*2021	12	2	1	2.5	27
*2022	13	0	0	0.0	0
2023	6	0	0	0.0	0
TOTAL	55	5	2	6.0	39

INTERCEPTIONS	g	no.	yards	td	long	avg/r	avg/g
*2018	3	0	0	0	0	0.0	0.0
*2019	12	0	0	0	0	0.0	0.0
*2020	9	0	0	0	0	0.0	0.0
*2021	12	1	0	0	0	0.0	0.0
*2022	13	3	37	0	34	12.3	0.23
2023	6	0	0	0	0	0.0	0.0
TOTAL	55	4	37	0	34	9.25	0.08

Walter Yates • 5th Year • Linebacker

TACKLES	g	ua	a	total	tfl	pd	ff	fr	blk
*2018	9	39	18	57	7.0	1	0	0	0
*2019	10	43	18	61	9.5	1	1	1	0
*2020	2	15	1	16	0.0	0	0	0	0
*2021	3	2	0	2	1.0	0	0	0	0
2022	14	33	21	54	5.0	0	0	1	0
2023	5	13	12	25	1.0	0	0	0	0
TOTAL	43	145	70	215	23.5	2	1	2	0

SACKS	g	ua	a	total	yards
*2018	9	0	0	0.0	0
*2019	10	2	1	2.5	23
*2020	2	0	0	0.0	0
*2021	3	0	0	0.0	0
2022	14	1	1	1.5	12
2023	5	0	0	0.0	0
TOTAL	43	3	1	4.0	35

INTERCEPTIONS	g	no.	yards	td	long	avg/r	avg/g
*2018	9	0	0	0	0	0.0	0.0
*2019	10	3	32	0	20	10.6	3.2
*2020	2	0	0	0	0	0.0	0.0
*2021	3	0	0	0	0	0.0	0.0
2022	14	0	0	0	0	0.0	0.0
2023	5	0	0	0	0	0.0	0.0
TOTAL	43	3	32	0	20	10.6	0.8

*Indicates stats from a previous school