



# UCF BOWL GUIDE

UCF VS GEORGIA TECH ♦ DEC. 22 ♦ 6:30 PM ♦ TAMPA, FL ♦ ESPN





# KNIGHTS

FOOTBALL



## GAME INFORMATION

Date \_\_\_\_\_ Friday, December 22, 2023  
 Time \_\_\_\_\_ 6:30 ET  
 Site \_\_\_\_\_ Tampa, Florida  
 Stadium \_\_\_\_\_ Raymond James Stadium  
 Surface \_\_\_\_\_ Natural Grass  
 Capacity \_\_\_\_\_ 65,890  
 TV \_\_\_\_\_ ESPN  
 Play-by-Play \_\_\_\_\_ Wes Durham  
 Analyst \_\_\_\_\_ Tim Hasselbeck  
 Sideline \_\_\_\_\_ Taylor Tannebaum  
 Radio \_\_\_\_\_ AM 740/FM 96.9 The Game,  
 \_\_\_\_\_ Sirius XM 137 or 199  
 Play-by-Play \_\_\_\_\_ Marc Daniels  
 Analyst \_\_\_\_\_ Gary Parris  
 Sideline \_\_\_\_\_ Scott Adams  
 Spanish Radio \_\_\_\_\_ UCFKnights.com/Twitch  
 Play-by-Play \_\_\_\_\_ Carlos Bohorquez  
 Analyst \_\_\_\_\_ Sergio Ruiz Torres  
 Analyst \_\_\_\_\_ Leo Rodriguez  
 Live Stats \_\_\_\_\_ UCFKnights.com  
 Twitter/X \_\_\_\_\_ @UCF\_Football  
 Hashtag \_\_\_\_\_ #ChargeOn

## 2023 RECORD BREAKDOWN

Overall \_\_\_\_\_ 6-6  
 Conference \_\_\_\_\_ 3-6  
 Home \_\_\_\_\_ 3-2  
 Away \_\_\_\_\_ 2-4  
 Neutral \_\_\_\_\_ 0-0

## A WIN WOULD...

- Give UCF its seventh bowl win in program history.
- Give UCF its seventh consecutive winning season, which dates back to the 2017 season.
- Be UCF's third all-time victory against Georgia Tech and the third in the last four seasons (2020 and 2022).
- Give head coach Gus Malzahn his fourth bowl win as a head coach and second in three seasons at UCF.
- Be better than a loss.

## UCF, NOT CENTRAL FLORIDA

Please refer to the University of Central Florida as UCF, not Central Florida, on all references. Also, UCF is no longer the "Golden Knights" and instead simply known as the "Knights."



**GEORGIA TECH YELLOW JACKETS (6-6, 5-3 ACC)**  
 Head Coach Brent Key  
 2nd Season at GT / 2nd Season Overall  
 10-10 at GT / 10-10 Overall

**UCF KNIGHTS (6-6, 3-6 B12)**  
 Head Coach Gus Malzahn  
 3rd Season at UCF / 12th Season Overall  
 24-15 at UCF / 101-53 Overall

• For the third time in the last five seasons, UCF will participate in the Union Home Mortgage Gasparilla Bowl where the Knights (6-6) will meet Atlantic Coast Conference member Georgia Tech (6-6) at 6:30 p.m. EST on Friday, Dec. 22, 2023, in 65,000-seat Raymond James Stadium in Tampa, Florida. The game will be televised by ESPN.

• It's a program-record eighth consecutive postseason bowl appearance for the Knights, the 11th in 12 seasons and the 15th in 19 years. UCF also previously played in the NCAA Division II playoffs in 1987 and in the NCAA FCS Playoffs in 1990 and 1993.

• It's the third time in five years UCF has played in the Gasparilla Bowl—and the second time in three years that has happened under current UCF coach Gus Malzahn. The Knights defeated Florida 29-17 in the 2021 Gasparilla Bowl and won 48-25 against Marshall in the 2019 Gasparilla Bowl.

• Malzahn has seen his teams qualify for postseason bowl games in all 12 years he has been a head coach, including seven appearances in New Year's Day games. Malzahn is one of four active coaches that has led his team to bowl eligibility in each of the past 12 seasons. Alabama's Nick Saban, Clemson's Dabo Swinney and Oklahoma State's Mike Gundy are the other three coaches to accomplish the feat.

• UCF is one of just 13 programs to earn bowl eligibility in each of the past eight seasons and the only team from the state of Florida. The Knights are one of just three Big 12 Conference programs with the distinction, joining Oklahoma and Oklahoma State.

• UCF and Georgia Tech will play for the sixth time and the second consecutive season—with UCF winning 27-10 in 2022 in Orlando. The first four meetings took place in Atlanta in 1996, 1999, 2000 and 2020.

• Since the start of the 2017 season, UCF has accumulated 65 wins, the ninth-most wins by an FBS program. The Knights went 13-0 in 2017, 12-1 in 2018, 10-3 in 2019, 6-4 in the Covid-shortened 2020 season, 9-4 in 2021, 9-5 last season and 6-6 in 2023. The Knights join Alabama, Georgia, Clemson, Ohio State, Oklahoma, Notre Dame, Michigan and Appalachian State as the only programs to win at least 65 games since 2017.

## 2023 SCHEDULE & RESULTS

<b>Kent State</b> Aug. 31 W, 56-6 Fox Sports 1	<b>at Boise State</b> Sept. 9 W, 18-16 Fox Sports 1	<b>Villanova</b> Sept. 16 W, 48-14 Big 12 Now	<b>at Kansas State*</b> Sept. 23 L, 44-31 Fox Sports 1	<b>Baylor*</b> Sept. 30 L, 36-35 Fox Sports 1	<b>at Kansas*</b> Oct. 7 L, 51-22 Fox	<b>at #6 Oklahoma*</b> Oct. 21 L, 31-29 ABC	<b>West Virginia*</b> Oct. 28 L, 41-28 Fox Sports 1	<b>at Cincinnati*</b> Nov. 4 W, 28-26 Fox Sports 1	<b>#15 Oklahoma State*</b> Nov. 11 W, 45-3 ESPN	<b>at Texas Tech*</b> Nov. 18 L, 24-23 Fox Sports 2	<b>Houston*</b> Nov. 25 W, 27-13 Fox Sports 1

\*Indicates Big 12 Conference Game

## QUICK FACTS

### GENERAL INFORMATION

School	University of Central Florida
City, State, Zip	Orlando, Fla., 32816
Founded	1963
Enrollment	68,442
Nickname	Knights
School Colors	Black and Gold
Stadium	FBC Mortgage Stadium
Capacity	44,206
Surface	419 Bermuda Grass
Affiliation/Conference	NCAA DI - FBS/Big 12
University President	Alexander N. Cartwright
Director of Athletics	Terry Mohajir
Ticket Office Phone	407-UCF-1000

### STRATEGIC COMMUNICATIONS

Assistant AD	Justin Wilson
Email	<a href="mailto:jwilson@athletics.ucf.edu">jwilson@athletics.ucf.edu</a>
Cell	336-660-8584
Senior Associate AD	John Heisler
Email	<a href="mailto:jheisler@athletics.ucf.edu">jheisler@athletics.ucf.edu</a>
Cell	574-532-0293
Press Box Phone	336-660-8584
Website	<a href="http://UCFKnights.com">UCFKnights.com</a>
Twitter/X	@UCF_Football
Facebook	/UCFFootball
Instagram	UCF.Football

### UCF FOOTBALL STAFF

Head Coach	Gus Malzahn
Defensive Coordinator/DBs	Addison Williams
Offensive Coordinator/Quarterbacks	Darin Hinshaw (Booth)
Co-Defensive Coordinator/Secondary	David Gibbs (Booth)
Co-Offensive Coordinator/Offensive Line	Herb Hand
Special Teams Coordinator/TEs	Brian Blackmon
Defensive Tackles	Kenny Martin
Defensive Ends/Rush	Kenny Ingram (Booth)
Wide Receivers	Grant Heard
Linebackers	Ernie Sims
Running Backs	Kam Martin
Asst. Head Coach/Sr. Offensive Analyst	Will Healy
Special Teams Analyst	Ben Larson
Defensive Analyst	Charles Moore
Offensive Analyst	Brendan Bognar
Analyst	Bobby Bentley
Offensive Graduate Assistant	Jay Carter
Offensive Graduate Assistant	Jackson Holladay
Defensive Graduate Assistant	Eugene Fuller
Defensive Graduate Assistant	Michael Mosah
Associate AD, Sports Medicine	Mary Vander Heiden
Director of Sports Performance	Chris Dawson
Asst. Dir. of Sports Performance	Andrew Shirek Espinoza
Asst. Dir. of Sports Performance	Corey Meredith
Asst. Dir. of Sports Performance	Sean Beckton Jr.

### FOOTBALL INFORMATION

Bowl Seasons	2005, 2007, 2009, 2010, 2012, 2013, 2014, 2016, 2017, 2018, 2019, 2020, 2021, 2022, 2023
First Year of Football/First Year of FBS Football	1979/1996
All-Time Record	295-232-1 (.554)
FBS Record (Since 1996)	198-146 (.574)
Record at FBC Mortgage Stadium	82-26 (.757)

## THE OPPONENT

• For the first time since 2018, Georgia Tech is bowl eligible, as the Yellow Jackets will meet the UCF Knights in the Gasparilla Bowl. It will be GT's first appearance in the Gasparilla Bowl and sixth all-time meeting between the teams.

• Georgia Tech's last bowl game appearance was at Ford Field in Detroit, Michigan, in 2018 versus Minnesota in the Quick Lane Bowl. The Yellow Jackets lost that game 34-10 to end the season 7-6. Their last bowl game win came against Kentucky 33-18 in the TaxSlayer Bowl in Jacksonville, Florida, on New Years Eve in 2016 to end that season with a 9-4 record.

• GT has been opportunistic on defense, ranking 13th nationally in forced turnovers and fumble recoveries, as the defense stripped top-ranked Georgia on its first offensive play in the Yellow Jackets' last game.

• GT averages 31.2 points per game this season and allows 30.5 ppg to opponents.

### GEORGIA TECH SCHEDULE

S1	LOUISVILLE	L, 39-34
S9	SOUTH CAROLINA STATE	W, 48-13
S16	at #17 Ole Miss	L, 48-23
S23	at Wake Forest	W, 30-16
S30	BOWLING GREEN	L, 38-27
O7	at #17 Miami	W, 23-20
O21	BOSTON COLLEGE	L, 38-23
O28	#17 NORTH CAROLINA	W, 46-42
N4	at Virginia	W, 45-17
N11	at Clemson	L, 42-21
N18	SYRACUSE	W, 31-22
N25	#1 GEORGIA	L, 31-23
D22	vs. UCF	6:30 PM.

## SERIES BREAKDOWN

<b>Overall:</b> _____	GT leads, 3-2
<b>in Orlando:</b> _____	UCF leads, 1-0
<b>in Atlanta:</b> _____	GT leads, 3-1
<b>at Neutral Location:</b> _____	First Meeting
<b>Streak:</b> _____	UCF won two
<b>Last Meeting:</b> _____	UCF won 27-10
_____	Sept. 24, 2022 in Orlando

Friday's matchup will be the first meeting between the Knights and the Yellow Jackets at a neutral site. In the last outing, UCF rushed for 284 yards and the Knights' defense held GT to 0 for 5 on red-zone chances to earn a 27-10 win at FBC Mortgage Stadium.

Kicker Colton Boomer was a perfect 4 for 4 in that game on field goals, matching the program record for field goals in a single game. Defensive back Quadric Bullard also returned a blocked punt for a touchdown in that game.

UCF has won the last two meetings with GT, winning in Atlanta 49-21 in 2020 and at home last season, 27-10.

## INSIDE THE NUMBERS

### UCF (6-6, 3-6 B12)

Team Statistics	UCF	OPP
Points Per Game	32.5	25.4
First Downs	281	262
Rushing Yards/Game	233.2	186.8
Passing Yards/Game	259.1	205.8
Total Off. Yards/Game	492.3	392.7
Third Down Conv.	50%	40%
Penalty Yards/Game	49.8	39.8
Time of Poss.	29:05	30:55
Turnovers - INT/Fumbles	16-10/6	15-11/4

### Individual Leaders

Rushing	Att	Net	Avg	TD	YPG
Harvey	211	1296	6.1	16	108.0
Richardson	84	557	6.6	1	46.4
Plumlee	91	473	5.2	5	52.6

Passing	C-A-I	TD	YPG
Plumlee	145-227-8	13	230.3
McClain	63-98-2	9	168.0

Receiving	Rec	Yds	Avg	TD	YPG
Baker	43	966	22.5	6	80.5
Hudson	42	853	20.3	7	71.1
Townsend	31	316	10.2	3	31.6

Defense	U-A-TT	TFL	INT	FF-FR
Johnson	58-43-101	6.0	-	0-1
Yates III	45-32-77	1.5	-	-
Hunter	36-28-64	10.5	-	-
Martinez	38-12-50	1.0	3	-
Morris-Brash	34-16-50	18.5	-	-

### GEORGIA TECH (6-6, 5-3 ACC)

Team Statistics	GT	OPP
Points/Game	31.2	30.5
First Downs	269	268
Rushing Yards/Game	197.1	225.7
Passing Yards/Game	232.0	212.5
Total Off. Yards/Game	429.1	438.2
Third Down Conv.	44%	43%
Penalty Yards/Game	45.6	58.6
Time of Poss.	28:14	31:46
Turnovers - INT/Fumbles	20-16/4	23-13/10

### Individual Leaders

Rushing	Att	Net	Avg	TD	YPG
Haynes	156	931	6.0	7	77.6
King	108	648	6.0	9	54.0
Smith	84	439	5.2	3	43.9

Passing	C-A-I	TD	YPG
King	219-354-15	26	229.6

Receiving	Rec	Yds	Avg	TD	YPG
Singleton	47	706	15.0	6	64.2
Rutherford	44	462	10.5	3	38.5
Leary	25	309	12.4	2	25.8

Defense	U-A-TT	TFL	INT	FF-FR
Efford	31-41-72	1.0	1	-
Powell-Lee	30-36-66	0.5	1	-
King	36-29-65	1.0	4	0-2
Brooks	36-26-62	0.5	1	-

KNIGHT TRENDS

Overall	6-6
Big 12	3-6
Non-Conference	3-0
Home	4-2
Away	2-4
Neutral	0-0
Current overall streak	Won 1
Current home streak	Won 2
Current conference streak	Won 1
Current road streak	Lost 1
Current neutral site streak	Lost 1
Current bowl streak	Lost 1
Last win	11/25/23, Houston, 27-13
Last loss	11/18/23, at Texas Tech, 24-23
Day game	3-5
Night game	3-1
TV game	6-6
ABC	0-1
ESPN	1-0
ESPN2	0-0
Fox	0-1
Fox Sports 1	4-3
Fox Sports 2	0-1
August	1-0
September	2-2
October	0-3
November	3-1
vs. FBS Top-25 teams	1-1
vs. FBS non-ranked teams	5-5
On artificial turf	2-3
On natural grass	4-3
Scoring first	4-2
Opponent scores first	2-4
Leading after 1st quarter	4-3
Trailing after 1st quarter	2-3
Tied after 1st quarter	0-0
Leading at halftime	5-1
Trailing at halftime	1-3
Tied at halftime	0-2
Leading after 3rd quarter	5-2
Trailing after 3rd quarter	1-4
Tied after 3rd quarter	0-0
Overtime	0-0
Scoring 0-14 points	0-0
Scoring 15-28 points	3-3
Scoring 29-39 points	0-3
Scoring 40+ points	3-0
Allowing 0-14 points	4-0
Allowing 15-28 points	2-1
Allowing 29+ points	0-5
With 100-yard rusher	4-4
Allow 100-yard rusher	2-5
With 300-yard passer	1-0
Allow 300-yard passer	0-0
Outgain opponent	5-3
Total offense 300+ yards	6-6
Allow 300+ yards total offense	2-6
Total offense 400+ yards	5-4
Allow 400+ yards total offense	1-6
Total offense 500+ yards	4-0
Allow 500+ yards total offense	1-1
Total offense 600+ yards	2-0
Allow 600+ yards total offense	0-0
No turnovers	3-1
Less than three turnovers	2-4
Three or more turnovers	1-1
No takeaways	0-1
Three or more takeaways	1-0
Commit fewer turnovers	4-1
Equal turnovers	0-1
Commit more turnovers	2-4
Control time of possession	4-2
Opponent controls time of possession	2-4
Games decided by 1-8 points	2-3
Games decided by 9-16 points	1-2
Games decided by 17-24 points	0-0
Games decided by 25+ points	3-1
Win Coin Toss	4-3
Lose Coin Toss	2-3
Black Jerseys with White Numbers	2-1
Knightmode Black Jerseys with Gold Numbers	1-1
Lightmode Jerseys with Gold Numbers	1-1
White Jerseys	1-3
SpaceU Jerseys	1-0

KNIGHT NOTES

PROGRAM RECORD EIGHTH CONSECUTIVE BOWL APPEARANCE

For the third time in history, the UCF football team is headed to the Gasparilla Bowl where the Knights won postseason assignments in both 2019 and 2021.

Big 12 Conference representative UCF (6-6) will meet Atlantic Coast Conference member Georgia Tech (6-6) at 6:30 p.m. EST on Friday, Dec. 22, 2023, in 65,000-seat Raymond James Stadium in Tampa, Florida, in the Union Home Mortgage Gasparilla Bowl. The game will be televised by ESPN.

It's a program-record eighth consecutive postseason bowl appearance for the Knights, the 11th in 12 seasons and the 15th in 19 years. UCF also previously played in the NCAA Division II playoffs in 1987 and in the NCAA FCS Playoffs in 1990 and 1993.

It's the third time in five years UCF has played in the Gasparilla Bowl—and the second time in three years that has happened under current UCF coach Gus Malzahn. The Knights defeated Florida 29-17 in the 2021 Gasparilla Bowl and won 48-25 against Marshall in the 2019 Gasparilla Bowl.

The Knights previously have played twice each in the Fiesta Bowl (following 2014 and 2018 seasons), Liberty Bowl (2007 and 2010), St. Petersburg Bowl (2009 and 2014) and Gasparilla Bowl (2019 and 2021) and once each in the Hawaii Bowl (2005), Beef O'Brady's Bowl (2012), Cure Bowl (2016), Peach Bowl (2017), Boca Raton Bowl (2020) and Military Bowl (2022).

Malzahn has seen his teams qualify for postseason bowl games in all 12 years he has been a head coach, including seven appearances in New Year's Day games: 2013 in BCS National Championship Game vs. Florida State, 2014 in Outback Bowl vs. Wisconsin, 2015 in Birmingham Bowl win vs. Memphis, 2016 in Sugar Bowl vs. Oklahoma, 2017 in Peach Bowl vs. UCF, 2018 in Music City Bowl win vs. Purdue, 2019 Outback Bowl vs. Minnesota, 2021 Gasparilla Bowl vs. Florida, 2022 Military vs. Duke and 2023 Gasparilla Bowl vs. Georgia Tech. Malzahn's 2012 Arkansas State team qualified for a bowl game—but he already had accepted the head coaching job at Auburn and did not coach the bowl game. He also did not coach the Auburn bowl game after the 2020 season after leading the Tigers to the Citrus Bowl vs. Northwestern.

UCF and Georgia Tech will play for the sixth time and the second consecutive season—with UCF winning 27-10 in 2022 in Orlando. The first four meetings took place in Atlanta in 1996, 1999, 2000 and 2020.

Here are details of UCF's postseason appearances (6-8 in bowl games, 9-11 overall):

- 1987—UCF defeated Indiana (Pa.) 12-10 in NCAA Division II Playoffs first round  
Troy defeated UCF 31-10 in NCAA Division II Playoffs second round
- 1990—UCF defeated Youngstown State 20-17 in NCAA FCS Playoffs first round  
UCF defeated William & Mary 52-38 in NCAA FCS Playoff second round  
Georgia Southern defeated UCF 44-7 in NCAA FCS Playoffs semifinal
- 1993—Youngstown State defeated UCF 56-30 in NCAA FCS Playoffs
- 2005—Nevada defeated UCF 49-48 in Hawaii Bowl
- 2007—Mississippi State defeated UCF 10-3 in Liberty Bowl
- 2009—Rutgers defeated UCF 45-24 in St. Petersburg Bowl
- 2010—UCF defeated Georgia 10-6 in Liberty Bowl
- 2012—UCF defeated Ball State 38-17 in Beef O'Brady's Bowl
- 2013—#15 UCF defeated #6 Baylor 52-42 in Fiesta Bowl
- 2014—NC State defeated UCF 34-27 in St. Petersburg Bowl
- 2016—Arkansas State defeated UCF 31-13 in Cure Bowl
- 2017—#12 UCF defeated #7 Auburn 34-27 in Peach Bowl

2023 SCHEDULE ANALYSIS

Opponent	'23 Record	Last Game	Bowl Game
KENT STATE	1-11	L, Northern Illinois, 37-27	-
at Boise State	8-5	W, vs. UNLV, 44-20	UCLA (LA Bowl)
VILLANOVA	10-3	L, at South Dakota State, 23-12, in FCS Playoffs	-
at Kansas State*	8-4	L, Iowa State, 42-35	#18 NC State (Pop-Tarts Bowl)
BAYLOR*	3-9	L, West Virginia, 34-31	-
at Kansas*	8-4	W, at Cincinnati, 49-16	UNLV (Guaranteed Rate Bowl)
at #6 Oklahoma*	10-2	W, TCU, 69-45	#14 Arizona (Valero Alamo Bowl)
WEST VIRGINIA*	8-4	W, at Baylor, 34-31	North Carolina (Duke's Mayo Bowl)
at Cincinnati*	3-9	L, Kansas, 49-16	-
#15 OKLAHOMA STATE*	9-4	L, vs. #7 Texas, 49-21	Texas A&M (TaxAct Texas Bowl)
at Texas Tech*	6-6	L, at Texas, 57-7	Cal (Independence Bowl)
HOUSTON*	4-8	L, at UCF, 27-13	-

Combined Record 78-69 (.531)

\*Indicates Big 12 Conference Opponent





## DOUBLE DIGIT RUSHING PLAYS

### RB RJ Harvey (36)

--14, 10, 48 vs. Kent State  
 --12, 10, 11 vs. Boise State  
 --22, 12, 24 vs. Villanova  
 --12, 20, 10, 10 vs. Baylor  
 --18, 53 vs. Kansas  
 --54, 13, 17 vs. Oklahoma  
 --10, 29, 21 vs. West Virginia  
 --24, 13, 10, 12, 19, 27, 10, 25 vs. Cincinnati  
 --18, 15, 13, 92, 18, 21 vs. Oklahoma State  
 --18, 14 vs. Texas Tech  
 --13, 32, 11, 21, 15 vs. Houston

### QB John Rhys Plumlee (20)

--15, 16, 17, 32 vs. Kent State  
 --17, 10 vs. Boise State  
 --11 vs. Oklahoma  
 --10, 17 vs. West Virginia  
 --11, 10 vs. Cincinnati  
 --17, 12, 10 vs. Oklahoma State  
 --15, 11 vs. Texas Tech  
 --24, 13 vs. Houston

### RB Johnny Richardson (12)

--13, 43 vs. Kent State  
 --17, 31 vs. Boise State  
 --15 vs. Villanova  
 --48, 23 vs. Kansas State  
 --79, 18 vs. Baylor  
 --17 vs. Kansas  
 --17 vs. West Virginia  
 --24 vs. Texas Tech

### QB Timmy McClain (7)

--22 vs. Kent State  
 --15, 19 vs. Villanova  
 --12, 10 vs. Kansas State  
 --10, 21 vs. Kansas

### WR Xavier Townsend (7)

--28 vs. Kent State  
 --39 vs. Boise State  
 --20 vs. Baylor  
 --10 vs. Kansas  
 --18, 20 vs. Oklahoma  
 --11 vs. Texas Tech

### RB Demarcus Bowman (3)

--10, 12 vs. Kent State  
 --11 vs. Boise State

### RB Jordan McDonald (1)

--10 vs. Villanova

### RB Kam Ingram (1)

--12 vs. Villanova

### WR Jarrad Baker (1)

--10 vs. Cincinnati

### RB Mark-Antony Richards (1)

--11 vs. Houston

### K Colton Boomer (1)

--24 vs. Texas Tech (Fake field goal attempt)

### UCF Team Totals (87)

--13 vs. Kent State  
 --9 vs. Boise State  
 --8 vs. Villanova  
 --4 vs. Kansas State  
 --7 vs. Baylor  
 --6 vs. Kansas  
 --6 vs. Oklahoma  
 --6 vs. West Virginia  
 --11 vs. Cincinnati  
 --9 vs. Oklahoma State  
 --7 vs. Texas Tech  
 --8 vs. Houston

## KNIGHT NOTES (Cont.)

-- 2018—#11 LSU defeated #7 UCF 40-32 in Fiesta Bowl  
 -- 2019—UCF defeated Marshall 48-25 in Gasparilla Bowl  
 -- 2020—#13 BYU defeated UCF 49-23 in Boca Raton Bowl  
 -- 2021—UCF defeated Florida 29-17 in Gasparilla Bowl  
 -- 2022—Duke defeated UCF 30-13 in Military Bowl  
 -- 2023—UCF vs. Georgia Tech in Gasparilla Bowl

Here are details of bowl qualifications by Gus Malzahn-coached teams:

-- \*2012—Northern Illinois defeated Arkansas State 38-20 in GoDaddy.com Bowl  
 -- 2013—#1 Florida State defeated #2 Auburn 34-31 in BCS Championship Game (Rose Bowl)  
 -- 2014—#17 Wisconsin defeated #19 Auburn 34-31 in OT in Outback Bowl  
 -- 2015—Auburn defeated Memphis 31-10 in Birmingham Bowl  
 -- 2016—#7 Oklahoma defeated #14 Auburn 35-19 in Sugar Bowl  
 -- 2017—#12 UCF defeated #7 Auburn 34-27 in Peach Bowl  
 -- 2018—Auburn defeated Purdue 63-14 in Music City Bowl  
 -- 2019—#18 Minnesota defeated #12 Auburn 31-24 in Outback Bowl  
 -- \*2020—#15 Northwestern defeated Auburn 35-19 in Citrus Bowl  
 -- 2021—UCF defeated Florida 29-17 in Gasparilla Bowl  
 -- 2022—Duke defeated UCF 30-13 in Military Bowl  
 -- 2023—UCF vs. Georgia Tech in Gasparilla Bowl

\*Malzahn's teams qualified, but he did not coach in the postseason following the 2012 and 2020 seasons.

### POTENT OFFENSE

UCF's offense continues to rank among the nation's best, as the Knights are seventh in the country and second in the Big 12 Conference in total offense, averaging 492.2 yards per game. The Knights have surpassed 400 yards in nine of their 12 games this season, headlined by 723 yards in the season opener against Kent State, the second-most yards by any team in the country this year in a single game. The Black and Gold tallied 592 yards, the most by UCF in a Big 12 game this season, against then-No. 15 Oklahoma State, which is the most the Cowboys have allowed in a game this year.

### FOCUSING ON THE RUN

The Knights are fourth nationally in rushing offense with 233.2 rushing yards per game. UCF has rushed for 200 or more yards in nine of its 12 games this season, highlighted by 389 rushing yards in the season opener against Kent State, the seventh most by an FBS team this season and the second-highest mark in the Big 12. The Knights have rushed for 140 or more yards in each game this season, one of only two teams nationally to accomplish the feat, joining West Virginia.

### OFFENSIVE GURU

Known as one of the best offensive minds in college football, not only does UCF head coach Gus Malzahn have the Knights among the nation's top offenses at No. 7 in total offense, but also several of the nation's other top offenses have connections to Malzahn.

North Carolina, which ranks fourth nationally in total offense, is led by offensive coordinator Chip Lindsey, who spent the 2022 season as UCF's offensive coordinator and also worked under Malzahn at Auburn. Texas State head coach GJ Kinne has the Bobcats ranked 10th in total offense and Kinne accepted the head coaching job after spending the 2021 season as the Knights' offensive coordinator.

SMU, which is 15th in the nation in total offense, is coached by Rhett Lashlee, who Malzahn coached at Springdale High School in Arkansas and then later hired at Auburn.

### HOME AWAY FROM HOME

UCF has played in Raymond James Stadium in Tampa, Florida, each of the past five years and has compiled a perfect 5-0 record in those games.

2018: South Florida, W 38-10  
 2019: Marshall, W 48-25 (Gasparilla Bowl)  
 2020: South Florida, W 58-46  
 2021: Florida, W 29-17 (Gasparilla Bowl)  
 2022: South Florida, W 46-39

### THIRD TIMES THE CHARM

UCF fifth years Alec Holler, Tre'mon Morris-Brash, Lokahi Pauole, Adrian Medley, Ed Collins and Jarrad Baker are set to play in the Gasparilla Bowl for the third time in their Knight careers this weekend. Morris-Brash recorded three tackles, two tackles for loss, forced a fumble and recovered a fumble in the win against Marshall in 2019.

In 2021, Holler reeled in a pair of passes for 14 yards and Morris-Brash had two tackles and two quarterback hurries.

## KNIGHT NOTES (Cont.)

### COACHING CONNECTIONS

Friday's game features a ton of unique connections, as former UCF head coach George O'Leary also served as the head coach at Georgia Tech from 1994 to 2001 prior to his time in Orlando. Additionally, current Yellow Jackets coach Brent Key spent 11 seasons with UCF, starting as a graduate assistant in 2005 before ending his tenure as the assistant head coach/offensive coordinator in 2015.

UCF co-offensive coordinator/offensive line coach Herb Hand worked alongside GT runnings back coach Norval McKenzie in 2010 when the two were at Vanderbilt. Hand was the offensive line coach/run game coordinator, while McKenzie was the assistant recruiting coordinator.

### ONLY ONE IN FLORIDA

With its program-record eighth consecutive bowl appearance, UCF is the only team from the state of Florida to claim the distinction. No other team in Florida has a bowl streak longer than two.

### TURNING THE TASSEL

Seventeen UCF players earned either an undergraduate or graduate degree from UCF last week.

Baker, Jarrad	Integrative General Studies
Keenan Cupit	Interdisciplinary Studies
Frederick Davis	Integrative General Studies
Jordan Davis	Interdisciplinary Studies BS
Garrett French	Health Sciences, Pre-Clinical track
Alec Holler	Ed. Leadership, MA
Max Holler	Integrated Business BSBA
Amari Johnson	Human Communication BA - Business & Prof Track
Gage King	Integrative General Studies
Dionte Marks	Integrative General Studies
Kadarius McDaniel	Integrative General Studies
Tre'mon Morris-Brash	Integrative General Studies
Trace O'Hara	Real Estate BSBA
Paul Rubelt	Kinesiology BS - Exercise & Sport Physiology Track
Alexx (Bula) Schmidt	Integrative General Studies
Trent Whittemore	Interdisciplinary Studies MS
Jireh Wilson	Interdisciplinary Studies MS

### SPECIAL SEASON FOR HARVEY

UCF running back RJ Harvey has turned in a special season, headlined by being a semifinalist for the Doak Walker Award, presented annually to the nation's best collegiate running back. Harvey's historic season has seen the Orlando native rush for 1,296 rushing yards to become the first Knights running back to surpass 1,000 rushing yards in a season since Greg McCrae in 2018.

The Orlando native ranks among the top 10 in the Big 12 Conference in every rushing category. He's second in rushing TDs (16), third in rushing yards (1,296) and rushing yards per game (108.0) and fourth in yards per rush (6.14) and rushing attempts (211).

His 16 rushing touchdowns rank sixth nationally and his rushing yards total is 12th in the nation.

Harvey tallied five consecutive 100-yard rushing games from the Kansas to Oklahoma State games, becoming just the second running back in program history to accomplish the feat in as many games, joining UCF Hall of Famer Kevin Smith.

Harvey became the seventh running back under UCF head coach Gus Malzahn to be named a semifinalist for the Doak Walker award joining Auburn's Kerryon Johnson (2017), Kamryn Pettaway (2016), Cameron Artis-Payne (2014), Tre Mason (2013), Ben Tate (2009) and Arkansas' Darren McFadden (2006).

Harvey is just the second UCF player to be named a semifinalist for the Doak Walker Award, joining Smith who was tabbed a semifinalist in 2007.

The Big 12 led all conferences with four players on the list, followed by two from the Sun Belt and one each from the Atlantic Coast Conference, Big Ten Conference, Pac-12 Conference and Southeastern Conference.

### STARTING FAST

UCF has outscored opponents, 113-57, in the first quarter of games this season. The Knights have scored first in six of their 12 games, owning a 4-2 mark when doing so. The Knights scored first in seven games last season and were a perfect 7-0 in those games.

In three years under head coach Gus Malzahn, UCF is 18-5 when scoring first. The Black and Gold were 7-3 in 2021.

Malzahn's team has scored first in 23 of his 38 games as the Knights' head coach.

### ELITE TERRITORY

UCF head coach Gus Malzahn is the only coach to ever win 100 career games as a high school coach and 100 career games at the FBS level as a collegiate head coach. Malzahn was the head coach at Hughes High School from 1992-1995, Shiloh Christian High School from 1996-2000 and Springdale High School from 2001-05 with all three located in the state of Arkansas.

Malzahn's first collegiate head coaching job was at Arkansas State in 2012, before spending the next eight seasons at Auburn and then taking over at UCF.

### JOHNSON ECLIPSES 100 TACKLES FOR SECOND CONSECUTIVE YEAR

Fifth-year linebacker Jason Johnson recorded eight tackles in UCF's regular-season finale against Houston to become the first UCF player since Clayton Geathers and Terrance Plummer in 2012-13 to record consecutive seasons with 100 or more tackles. He's tallied 101 tackles this season after recording 126 last season.

### BAKER LOOKING FOR 1,000 RECEIVING YARDS

Wide receiver Javon Baker is second in the Big 12 Conference and ranks 29th nationally in receiving yards with 966. The Atlanta native is looking to become the Knights' first 1,000-yard receiver for the Knights since Marlon Williams in 2020.

### SLIM MARGIN FOR ERROR

UCF has lost six Big 12 Conference matchups in 2023—but five of those defeats found the Knights knocking at the door most of the night. Here are details of how UCF competed in those contests:

--@Kansas State (L 44-31): UCF led 10-7 (1st period) and 24-21 (3rd period).

Kansas State then scored 23 unanswered points, notching points on all four second-half possessions. Timmy McClain threw for three TDs filling in for the injured John Rhys Plumlee.

--BAYLOR (L 36-35): UCF led 21-0 (1st period), 28-7 (halftime) and 35-7 (midway through 3rd period). Baylor scored the final 29 points, including on every second-half possession.

--@Oklahoma (L 31-29): UCF led 10-7 and 17-14 (2nd period) and 23-17 (3rd period). The Knights drove 75 yards in 1:57 and scored a late TD but missed the potential tying two-point conversion with 1:16 on the clock.

--WEST VIRGINIA (L 41-28): UCF never led, but the Knights trailed only 17-14 at half and 24-21 after three periods before West Virginia scored 17 unanswered points. Four UCF turnovers (West Virginia had one) made life difficult.

--@Texas Tech (L 24-23): UCF jumped out to a 14-0 lead, but Texas Tech responded by shutting out the Knights in the second quarter to tie the game at 14-14 before halftime. The Knights were driving in the red zone as time expired in the first half and were unable to get any points out of the drive. After scoring a touchdown to cut the lead to one late in the fourth quarter, UCF had its PAT attempt blocked and lost the game by one.

Several of those results might have been different if not for some untimely UCF turnovers deep in enemy territory:

--Kansas State: UCF lost a fumble at the Kansas State 38 and threw an INT at the Kansas State 39 (both 2nd period).

--Baylor: UCF threw an INT at the Baylor 14 (3rd period) and lost a fumble on the Baylor 28 (Baylor returned it 72 yards for a TD with 6:02 left).

--West Virginia: UCF threw INTs at the West Virginia 5 (2nd period), the West Virginia 42 (2nd period) and the West Virginia 12 (3rd period) and lost a fumble at its own 27 (West Virginia converted that into a TD).



## ✕ KNIGHT NOTES (Cont.)

### DOMINANT DUO

UCF's Javon Baker and Kobe Hudson have formed one of the best wide receiver duos in the nation, as the Knights are one of just six teams nationally and the only one from the Big 12 Conference with two players that have recorded at least 850 receiving yards this season. Additionally, both players rank among the top five in the Big 12 in receiving yards, as UCF is the only team in the league with two among the top five.

Baker has reeled in 43 passes for 966 yards with six touchdowns and Hudson has 42 catches for 853 yards and seven TDs. The former is averaging 22.47 yards per catch and the latter is averaging 20.31. Both marks are among the top five in the league.

### GETTING TO THE QUARTERBACK

The Knights' defense has been able to get to the opposing team's quarterback this season, as UCF's 27 sacks are the third most in the Big 12. UCF's 210 sack yards are the second most of any team in the conference. The Black and Gold have tallied a sack in 10 of 12 games this season, headlined by a season-high four sacks in the Knights' 28-26 win at Cincinnati.

Fifth-year defensive lineman Tre'mon Morris-Brash is second in the Big 12 with 8.5 sacks for a loss of 71 yards and redshirt sophomore Malachi Lawrence is fourth with 7.5 sacks for 55 yards. UCF is the only program with two players among the top five.

### UNDEFEATED IN SPACE GAMES

Since its inception in 2017, UCF is a perfect 7-0 in its annual Space Game, earning a dominant 45-3 victory in the latest edition on Nov. 11 against Oklahoma State.

The game recognizes the University of Central Florida's roots, founded as Florida Technological University in 1963 with the mission of providing personnel to support the growing U.S. space program at the Kennedy Space Center and Cape Canaveral Air Force Station. As the academic scope expanded beyond its original focus on engineering and technology, the school was renamed the University of Central Florida in 1978.

### UCF Space Game History

Nov. 11, 2023 - W, 45-3, #15 Oklahoma State  
 Oct. 13, 2022 - W, 70-13, Temple  
 Oct. 22, 2021 - W, 24-7, Memphis  
 Oct. 24, 2020 - W, 51-34, Tulane  
 Nov. 2, 2019 - W, 44-29, Houston  
 Nov. 1, 2018 - W, 52-40, Temple  
 Oct. 14, 2017 - W, 63-21, ECU

### UCF Space Facts

- UCF is No. 1 nationally for placing graduates in aerospace industry jobs.
- In 1968, UCF established its motto: "Reach for the Stars" to represent the University's promising aerospace education in engineering, electronics and other technological professions.
- 29% of Kennedy Space Center employees are UCF Alumni.
- The 50-yard line of FBC Mortgage Stadium is on the exact latitude as Launch Complex 39A, NASA's most historic launch pad, 31 miles to the east.

### HARVEY'S CAREER DAY

In a matchup that featured two of the nation's top running backs, it was UCF's RJ Harvey that stole the spotlight from Oklahoma State's Ollie Gordon, who entered the game as the nation's leading rusher. Harvey tallied his fifth consecutive 100-yard rushing game and a career-high 206 rushing yards to become the Knights' first 1,000-yard rusher since Greg McCrae in 2018. Harvey also found the end zone three times, matching his career best from the Cincinnati game.

The Orlando, Florida, native recorded the second-longest rushing touchdown in program history with a 92-yard scamper. It was the longest play in the Big 12 this season and the second longest rushing TD in the nation.

### THREE FOR THREE

Senior wide receiver Kobe Hudson tallied three catches in the game against No. 15 Oklahoma State and all three went for touchdowns. Hudson became just the second player this season to record three catches and all three go for touchdowns.

The three touchdown receptions were also a career high for the Pine Mountain, Georgia, native.

### DOMINANT DEFENSE

UCF's dominant defense held Oklahoma State without a touchdown for the first time in more than a full calendar year, as the Cowboys' last game without finding the end zone was a 48-0 shutout loss at Kansas State on Oct. 29, 2022.

Averaging 180.1 rushing yards per game, Oklahoma State had -6 rushing yards at halftime and ended the game with just 52, which is the fewest for the program since Nov. 15, 2014, when the Cowboys tallied 34 against Texas.

The Knights' defense allowed the fewest points in a game since a shutout victory over Florida A&M to open the 2019 campaign on Aug. 29.

### FOUR TAKEAWAYS

UCF forced four turnovers en route to the win against the Cowboys, the most this season and the most during Gus Malzahn's tenure in Orlando. The four turnovers are the most since UCF secured one interception and three fumble recoveries at East Carolina on Sept. 26, 2020.

### MALZAHN REACHES THE CENTURY MARK

Now in his third season as UCF head coach, Gus Malzahn tallied the 100th win of his career against Oklahoma State. His 101 victories are the fourth most among active coaches in the Big 12 Conference.

### Big 12 Head Coaching Wins

1. Mike Gundy, Oklahoma State, 165-79
2. Lance Leipold, Kansas, 162-60
3. Chris Klieman, Kansas State, 110-37
4. **Gus Malzahn, UCF, 101-53**

Additionally, Malzahn's .656 career winning percentage (101-53) ranks among the nation's top 20 active coaches with at least five years as a head coach.

### PLUMLEE SETS CAREER RECORD

UCF quarterback John Rhys Plumlee etched his name atop the program's record books in the win at Cincinnati, surpassing the career record for rushing yards by a quarterback. The Hattiesburg, Mississippi, native now owns 1,335 rushing yards during his time in a Knights uniform to break the record previously held by McKenzie Milton with 1,078. Including his time at Ole Miss, Plumlee has tallied 2,524 career rushing yards to rank 25th nationally among active players and second among quarterbacks, behind LSU's Jayden Daniels with 3,282.

### MALZAHN VERSUS RANKED OPPONENTS

Gus Malzahn-coached teams have been at their best against the toughest competition, as Malzahn has recorded 23 wins against ranked opponents in his 12-year tenure as a head coach.

At UCF, Malzahn is 3-3 versus ranked opponents as the Knights most recently defeated 15th-ranked Oklahoma State in 2023 and No. 20 Cincinnati and No. 17 Tulane in 2022, with losses to No. 18 Tulane in the 2022 American Athletic Championship Game and third-ranked Cincinnati in 2021 in addition to this season's loss to the Sooners.

2012: 0-2  
 2013: 5-2  
 2014: 3-4  
 2015: 1-3  
 2016: 2-4  
 2017: 3-3  
 2018: 2-3  
 2019: 3-4  
 2020: 1-4  
 2021: 0-1  
 2022: 2-1  
 2023: 1-1

## CAREER STARTS

Offense	2019	2020	2021	2022	2023	Total	
OL Lokahi Pauole		8	13	14	12	47	
OL Tylan Grable		11	6	14	12	43	
--(2020-21 at Jacksonville State)							
OL Bula Schmidt		4	13	14	5	36	
--(2019-21-22 at Fresno State)							
WR Corey Gammage		3	6	11	12	32	
--(2019-20-21-22 at Marshall)							
QB John Rhys Plumlee		8	1	13	9	31	
--(2019-20 at Ole Miss)							
WR Kobe Hudson			5	10	11	26	
--(2021 at Auburn)							
TE Alec Holler				13	11	24	
WR Javon Baker				13	11	24	
OL Marcellus Marshall				12	11	23	
--(2022 at Kent State)							
RB RJ Harvey				3	10	13	
OL Ed Collins		3	10			13	
QB Timmy McClain			9		3	12	
--(2021 at South Florida)							
WR Xavier Townsend				1	9	10	
WR Trent Whittemore			8		2	10	
--(2021 at Florida)							
RB Johnny Richardson			6	1	2	9	
OL Amari Kight					9	9	
TE Zach Marsh-Wojan				4	1	5	
OL Drake Metcalf					4	4	
OL Adrian Medley			1		4	5	
C Caden Kitler					2	2	
WR Amari Johnson			2			2	
WR Jarrad Baker					2	2	
WR Chauncey Magwood				1		1	
--(2022 at Kentucky)							
RB Mark-Antony Richards			1			1	
QB Xavier Williams				1		1	
--(2022 at Charlotte)							
RB Demarcus Bowman					1	1	
TE Randy Pittman Jr.					1	1	
<b>Defense</b>							
LB Jason Johnson		6	6	11	14	12	49
--(2019-20-21 at Eastern Illinois)							
DT Ricky Barber		12	10	14	9	45	
--(2020-21 at Western Kentucky)							
DE Josh Celiscar		2	10	14	12	38	
SAF DeJordan Mask		9	10	9	5	33	
--(at Texas State)							
DE Tre'mon Morris-Brash		4		13	12	29	
LB Walter Yates		10	2	3	3	11	29
--(2019-20-21 at Savannah State)							
CB Decorian Patterson		1	8	4	13	3	29
--(2019-20-21-22 at Middle Tennessee)							
SAF Jireh Wilson		9	7	7	4	27	
--(2020-21-22 at East Carolina)							
SAF Quadric Bullard			13	6	6	25	
DB Ja'Maric Morris			11	9		20	
--(2021 at Georgia Military College, 2022 at Hutchinson Community College)							
CB Brandon Adams			6	4	9	19	
DB Jarvis Ware		10		6		16	
--(2019 at Missouri)							
DE Shaun Peterson				10		10	
--(2022 at Florida International)							
DT Lee Hunter					12	12	
SAF Nikai Martinez					12	12	
CB Demari Henderson				1	6	7	
DB Braeden Marshall					3	3	
LB Rian Davis				2	1	3	
--(2022 at Georgia)							
DT Matt Alexander					2	2	
LB Kam Moore				1		1	
DT John Walker					1	1	
<b>Consecutive Starts</b>							
LB Jason Johnson		49					
OL Lokahi Pauole		39					
DE Josh Celiscar		36					
OL Tylan Grable		26					

### 30 OR LESS

In each of UCF's wins this season, the Knights have held their opponent to 30 points or less. The Knights' loss at Texas Tech marked the first time UCF has lost this season when holding the opponent to less than 30 points.

Last year, UCF was 7-3 when limiting the opposition to 30 or less and the Black and Gold were a perfect 8-0 in 2021. Malzahn is 21-4 in his UCF tenure when limiting the opponent to 30 points or less.

### PROTECTING THE QB

UCF's offensive line did not allow a sack in the win at Cincinnati, which marked the first time that the unit has not allowed a sack this season and the first time for the Knights since last year's regular-season matchup at Tulane.

### BIG-PLAY ABILITY

UCF's offense has shown its big-play ability throughout the season, as the Knights own the longest passing and rushing plays in the Big 12 this year. Javon Baker's 86-yard touchdown reception against Oklahoma is the longest passing play of the season in the league and RJ Harvey's 92-yard touchdown run against Oklahoma State is the longest rush of the year.

### RUNNING WILD

Harvey and backfield teammate Johnny Richardson have formed one of the Big 12's best running back tandems, as UCF is one of four teams with two running backs that have rushed for 100 yards or more in two games this season. Harvey recorded five consecutive 100-yard rushing performances, headlined by his career-high 206 yards on 24 carries against Oklahoma State, 164 yards on 20 carries at Cincinnati, 100 yards on 14 carries versus West Virginia, 133 yards at Kansas and 101 yards on a season-high 23 carries at Oklahoma.

He became just the second Knights running back with five consecutive 100-yard rushing games since Kevin Smith did it in eight straight games to end the 2007 season.

Richardson tallied 100 yards on 12 carries in the season opener against Kent State and 105 yards on six carries versus Baylor.

### BOOMER WITH THE PAT

Sophomore kicker Colton Boomer connected on 84 consecutive PATs before having the streak end in the fourth quarter against Texas Tech, which was the third-longest streak in program history. The Lake Mary, Florida, native is 46 for 48 this season and has only missed three PATs in his career.

### CONSECUTIVE PATS MADE

1. Matthew Wright	154	2017-18
2. Franco Grilla	103	1990-92
3. <b>Colton Boomer</b>	<b>84</b>	<b>2022-23</b>
4. Charlie Pierce	81	1993-94
4. Shawn Moffitt	81	2012-14
6. Michael Torres	67	2006-07
7. Javier Beorlegui	60	1999-00

### CONNECTING THE BOOM

For the third time in his career, sophomore Colton Boomer connected on three field goals in a game at sixth-ranked Oklahoma. He connected from 21 yards, 48 and 46 to finish the day a perfect three for three, while adding a pair of PAT attempts.

Boomer made four field goals earlier this season at Boise State and also had four against Georgia Tech last season.

### FIRST CAREER INTERCEPTION

Senior Quadric Bullard recorded his first career interception in UCF's game at Oklahoma. Former UCF quarterback Dillon Gabriel's pass over the middle bounced off the receiver's hands and Bullard reeled it in with one hand, as Gabriel threw just his third interception in 2023.

Bullard then returned it 27 yards to the Sooners' 33-yard line to set up a Colton Boomer field goal.

### UCF'S OFFENSIVE LINE MAKES JOE MOORE AWARD HONOR ROLL

The UCF offensive line was one of 23 listed on the 2023 midseason honor roll for the Joe Moore Award for the most outstanding offensive line unit in college football. According to PFF Stats, the Knights' offensive line has graded out at 82.8 in pass blocking, which is ninth best in the country.

The offensive line unit is led by captain and fifth-year guard/center Lokahi Pauole, who was a first team All-American Athletic Conference selection last season.



**UCF NO STRANGER TO NCAA STAT LEADERS**

UCF ranks in the top 10 in two of the four major offensive categories in final regular-season NCAA statistics: seventh nationally in total offense (492.2 yards per game), fourth in rushing (233.2), 45th in passing (259.1) and 33rd in scoring (32.3). UCF is second in the Big 12 Conference in rushing and total offense, fifth in scoring, sixth in passing.

The Knights are no strangers to qualifying among the nation's top offenses and rushing and passing attacks. Here's a recent history of where UCF has landed in final NCAA stat numbers and rankings (2023 numbers are this week's NCAA standings):

**Total Offense**

2023	7th	492.2
2020	2nd	568.1
2019	2nd	540.5
2018	5th	522.7
2017	5th	530.5

**Rushing**

2023	4th	233.2
2022	9th	228.4
2019	19th	223.8
2018	8th	265.2

**Passing**

2023	45th	259.1
2020	4th	357.4
2019	8th	316.8
2017	10th	331.8

**Scoring**

2023	33rd	32.3
2020	8th	42.2
2019	5th	43.5
2018	6th	43.2
2017	1st	48.2

**HOME-FIELD ADVANTAGE**

UCF's all-time record of 82-26 (.759) ranks in the top 15 in the nation for best win percentage in a current home stadium. The Knights earned win No. 80 against Villanova.

Since 2017, the Knights are 39-6 in home games at FBC Mortgage Stadium.

The Knights finished last season with a 5-2 home record and were undefeated at home in 2021, marking the seventh time in UCF's FBS era, the ninth overall, and the fourth time in the last five years.

**UCF AT HOME****2017 (7-0)**

W—Florida International (8-31-17)  
W—Memphis  
W—East Carolina  
W—Austin Peay  
W—Connecticut  
W—#22 South Florida  
W—#16 Memphis (AAC Championship)

**2018 (8-0)**

W—South Carolina State  
W—Florida Atlantic  
W—Pittsburgh  
W—SMU  
W—Temple  
W—Navy  
W—#19 Cincinnati  
W—Memphis (AAC Championship)

**2019 (6-0)**

W—Florida A&M  
W—Stanford

W—Connecticut  
W—East Carolina  
W—Houston  
W—South Florida

**2020 (2-2)**

L—Tulsa (34-26, 10-3-20, ended 21-game home win streak)  
W—Tulane  
W—Temple  
L—#7 Cincinnati (36-33, 11-21-20)

**2021 (7-0)**

W—Boise State  
W—Bethune-Cookman  
W—East Carolina  
W—Memphis  
W—Tulane  
W—Connecticut  
W—South Florida

**2022 (5-2)**

W—South Carolina State  
**L—Louisville, 20-14, 9-9-22, ended eight-game home win streak**  
W—Georgia Tech  
W—SMU  
W—Temple  
W—#20 Cincinnati  
L—Navy

**2023 (4-2)**

W—Kent State  
W—Villanova  
L—Baylor  
L—West Virginia  
W—#15 Oklahoma State  
W—Houston

**MORRIS-BRASH AMONG THE NATION'S BEST**

Fifth year defensive end Tre'mon Morris-Brash has solidified himself among the nation's top edge rushers, as he is tied for fifth nationally in tackles for loss per game with 1.5. Morris-Brash has tallied three tackles for loss in three of UCF's 12 games this season and has had at least 1.5 in four of the other nine games. He has totaled 18.5 tackles for loss in 2023.

**FIRST START AT UCF**

Due to injuries on the defensive side of the ball, freshman John Walker made his first career start in UCF's game at Kansas and linebacker Rian Davis earned his first start in a UCF uniform in the contest.

Redshirt senior wide receiver Jarrad Baker garnered his first career start against West Virginia.

**THROWING THE BALL DOWNFIELD**

One of the points of emphasis for the Knights' offense this season under first-year offensive coordinator Darin Hinshaw was to throw the football down the field. UCF ranks 10th nationally and third in the Big 12 in passing yards per completion with 14.67.

**QUICK STRIKE**

UCF took just 12 offensive seconds to score against Baylor, as running back Johnny Richardson took the handoff from quarterback Timmy McClain and raced 79 yards to the end zone for his first touchdown of the season. It marked the first time the Knights scored on their first offensive snap since A.J. Guyton's 76-yard TD reception at Rice on Oct. 24, 2009.

Richardson's 79-yard rush is the longest rushing play in the Big 12 this season and also the longest rush of his career. That play marked the longest rush by a UCF player since Adrian Killians secured his own 79-yard TD rush at Navy on Oct. 21, 2017.

The Lake Wales, Florida, native finished the game with 105 rushing yards to surpass 100 yards for the second time this season. Richardson is one of nine Big 12 players with more than one 100-yard rushing performance this year.

**JOHNSON ECLIPSES 400 TACKLES**

Fifth-year linebacker Jason Johnson eclipsed 400 career tackles in UCF's game against Baylor and now owns 462 career tackles, including 257 solo tackles and 205 assisted tackles.

The next-closest player in the Big 12 Conference in career tackles is Kansas' Kenny Logan Jr. with 377.

Johnson, who spent his first three seasons at Eastern Illinois before transferring to UCF, recorded 59 tackles as a freshman, 66 as a sophomore and 110 as a junior. In his first season in the Black and Gold, Johnson set a career high with 126 tackles, which ranked 13th nationally and marked the ninth most in a single season in program history.

Johnson leads the team and is third in the Big 12 with 101 tackles.

**OFF TO THE RACES**

Sophomore defensive back Demari Henderson recorded the Knights' first forced fumble and fumble recovery in the Baylor game, as he ripped the football away from Dominic Richardson and raced 87 yards down the field for a touchdown. It marked the first time UCF has returned a fumble for a touchdown since Tre'mon Morris-Brash accomplished the feat against Marshall on Dec. 23, 2019.

Henderson was off to the races again against Kansas, as the Sanford, Florida, native scooped up the blocked PAT and raced 97 yards down the field to give the Knights two points.

**DEFENSIVE TAKEAWAYS**

UCF's defense has forced a turnover in 11 of its 12 games this season with the Knights recording an interception in nine games and a fumble in four games. UCF forced multiple turnovers against Oklahoma State and Cincinnati to mark the first time this season that the Black and Gold have forced more than one turnover in a game this year.

**THREE IN A ROW FOR HUDSON**

With 138 receiving yards at Kansas State, senior wide receiver Kobe Hudson recorded his third consecutive 100-yard game. He became the first UCF player since Jaylon Robinson in 2020 with three straight games with 100 or more receiving yards.

After setting a then-career best at Boise State with 134 receiving yards, Hudson put together an even better showing in the Knights' 48-14 win against Villanova. The senior caught six passes for a career-high 147 yards, headlined by a 58-yard catch, which was the longest play for either team in the game.

**CONFERENCE HISTORY**

UCF's game at Kansas State marked the beginning of a new era, as the program kicked off its tenure as a member of the Big 12 Conference. The Knights joined the Mid-American Conference in 2002 and remained in that league through the 2004 season for football only. UCF became a member of Conference USA from 2005-12 and most recently the American Athletic Conference (2013-14 through 2022-23).

The Knights were 57-23 in conference games during their tenure in the American, the best mark of any team during that span. UCF was 40-21 in CUSA games and 8-16 versus opponents in the MAC.

**MEMORABLE FIRST START AT UCF FOR McCLAIN**

Making his first start in a UCF uniform against Villanova, quarterback Timmy McClain turned in a great performance. In his 10th career start, the Sanford, Florida, native threw for a career-high 321 passing yards and a pair of touchdowns. He was 20 for 28 with a 58-yard long and rushed for 44 yards on nine carries. It marked the first time the redshirt sophomore eclipsed 300 passing yards in a game.

**A GAME OF FIRSTS**

UCF's 48-14 win against Villanova was a game of "firsts" for many players on the UCF roster. It marked the first start at quarterback for Timmy McClain in a Knights uniform and also the first time McClain has surpassed 300 passing yards in a game with a career-high 321.

Defensive tackle Matthew Alexander made his first career start and recorded his first career sack. Sophomore defensive back Nikai Martinez notched his first career interception. Tight end Max Holler recorded his first career catch.

**DOMINANT DISPLAY**

In the Knights' win against Villanova, the defense was on the field for just 24 defensive snaps in the first half. UCF held the Wildcats without a trip past midfield and Villanova completed just one pass in the opening 30 minutes of the game.

The Knights ran more than twice as many plays as Villanova in periods one and two combined, led 34-0 at intermission—and more than set the stage for the resulting 48-14 final score.

**A (K)NIGHT TO REMEMBER**

Sophomore Colton Boomer turned in one of the best performances by a kicker in program history, highlighted by hitting a game-winning 40-yard field goal as time expired to lift UCF to an 18-16 victory at Boise State. He was a perfect 4 for 4 on field goals, matching the program record for most field goals by an individual in a single game.

Boomer converted his first try of the day from 50 yards to set a career long at the time. He drilled his next attempt from 33 yards and then tied the program record and topped his previous career long with a 55-yard field goal. Boomer became just the second player in program history to convert on two field goals from 50 yards during the same game and the first to do it at the FBS level. With three seconds remaining in the game, Boomer completed a perfect day by splitting the uprights from 40 yards out to send the Knights home victorious.

Boomer accounted for 12 of UCF's 18 points in the game.

For his efforts, Boomer was named the Lou Groza Award 'Star of the Week' and the Big 12 Special Teams Player of the Week, becoming the first UCF student-athlete to garner a weekly award from the conference office.

**SNAPPING THE STREAK**

The Knights accomplished something no other team had accomplished since 2001 in the win at Boise State, as it was the first time in 22 years that Boise State lost its home opener.

One of the toughest venues in college football, the loss was only Boise State's 16th at home since 2000, which is the second-best winning percentage in the nation.

**RECORD-BREAKING PERFORMANCE**

Playing its first game as a member of the Big 12 Conference, UCF football put together a stellar debut in the season opener, as the Knights defeated Kent State in dominant fashion 56-6 in front of a packed FBC Mortgage Stadium.

UCF rushed for 389 yards on 46 carries to set the program record for yards per rush with 8.5, breaking the previous record of 8.3 set against Samford on Nov. 15, 1986.

**300, 300**

UCF rushed for 389 yards and passed for 334 yards in the season opener against Kent State, marking the first time the Knights have rushed and passed for 300 or more yards in the same game since a 62-0 victory against Florida A&M on Aug. 29, 2019.

**OFFENSIVE OUTBURST**

In his first game as UCF offensive coordinator, Darin Hinshaw's offense was firing on all cylinders as the Knights racked up 723 total yards. That mark is the second most by a team this season behind Oregon's 729 yards against Portland State.

It marked the second consecutive season the Black and Gold have surpassed 700 total yards in a single game, as UCF compiled 737 yards in last season's 70-13 win against Temple.



**DOMINANT DEFENSE**

UCF's defense held Kent State to just six points, the fewest allowed since Aug. 29, 2019, against Florida A&M. The victory marked the fewest points allowed during the Gus Malzahn era at UCF (previous was seven: Oct. 22, 2021 vs. Memphis and Oct. 30, 2021 versus Temple).

It also marked the first time under Malzahn that the Knights' defense held its opponent from scoring a touchdown. The UCF defense held Kent State to just one red-zone attempt, 94 rushing yards and 145 yards passing.

First-year defensive coordinator Addison Williams kept the Kent State offense off balance throughout the night, as the Golden Flashes only had three drives result in more than 40 yards.

**SPREADING THE WEALTH**

Five Knights recorded a rushing touchdown in the season-opening win (John Rhys Plumlee, RJ Harvey, Demarcus Bowman, Jordan McDonald, and Mark-Antony Richards). It marked the first time five Knights rushed for touchdowns since Sept. 7, 2019, at FAU (Greg McCrae, Bentavious Thompson, Otis Anderson, Adrian Killins and Dillon Gabriel).

**BALANCED DISTRIBUTION**

Ten different UCF players caught a pass in the Kent State game and 13 different players were targeted in the passing game. Xavier Townsend's 81 receiving yards led the Knights, the first performance in his career leading the Knights receiving core. His first-quarter receiving touchdown was the first of his career and his 81 receiving yards bested his previous personal best (53 yards) at Florida Atlantic on Sept. 17, 2022.

**KEEP AN EYE ON...**

Seven UCF student-athletes appeared on a preseason watch list in advance of the start of the 2023 season. Below is a comprehensive list:

- QB John Rhys Plumlee (Maxwell Award, Walter Camp Award, Davey O'Brien Award, Manning Award)
- RB RJ Harvey (Doak Walker Award)
- WR Corey Gammage (Biletnikoff Award)
- TE Alec Holler (Burlsworth Trophy)
- OL Lokahi Pauole (Outland Trophy, Polynesian Player of the Year Award)
- LB Jason Johnson (Bednarik Award, Butkus Award, Bronko Nagurski Trophy)
- P Mitch McCarthy (Ray Guy Award)
- K Colton Boomer (Lou Groza Award)

**NEW COORDINATORS, NEW COACHES**

UCF entered the 2023 season with new coordinators on both sides of the football, as Addison Williams was promoted to defensive coordinator in December 2022 and former Knights standout and assistant coach Darin Hinshaw was tabbed offensive coordinator in January 2023.

Williams, in his third season with UCF, has helped the Knights turn what once was a youthful secondary into one of the most improved and productive units on the roster.

Veteran Knight cornerbacks Corey Thornton (26 career starts) and Brandon Adams played a noteworthy role in UCF standing third in the American Athletic Conference in team pass efficiency defense in 2022. That duo also helped UCF rank fifth nationally in red-zone defense.

"Addison is a rising star in the coaching profession," said Malzahn. "He is not only a great coach, but a super person. I'm excited to have him running our defense."

A native of Punta Gorda, Florida, Hinshaw has served as an offensive coordinator in four different conferences during his 23-year coaching tenure. His offenses have set numerous school records, helped win conference championships, earned 10-win seasons and garnered several all-conference and All-America honors.

Hinshaw's offenses have finished among the nation's top 10 in passing, rushing and total offense.

"We're excited to bring one of our own back home," said Malzahn. "He's a proven offensive coordinator and quarterbacks coach that has guided some of the nation's top offenses in both passing and rushing. As a former quarterback here, Darin loves UCF, this football program and will do a great job running our offense and working with the quarterbacks."

Additionally, Ernie Sims was hired as linebackers coach in December 2022 and Kam Martin was tabbed running backs coach in March 2023.

**LEADING THE CHARGE**

Quarterback John Rhys Plumlee, offensive lineman Lokahi Pauole, tight end Alec Holler, defensive lineman Josh Celiscar, linebacker Jason Johnson and defensive tackle Ricky Barber have been selected captains of the 2023 UCF football quad by vote of their teammates. Celiscar was also a captain during the 2022 season as well.

**SENIOR BOWL WATCH LIST**

Eight UCF football standouts—quarterback John Rhys Plumlee, offensive tackle Tylan Grable, wide receiver Javon Baker, defensive ends Tre'mon Morris-Brash, Josh Celiscar and Shaun Peterson Jr., defensive tackle Ricky Barber and defensive back Decorian Patterson — were named to the watch list for the 2024 Reese's Senior Bowl all-star game (Feb. 3, 2024, in Mobile, Alabama).

**HIGHEST OF THE NEWCOMERS**

UCF was picked to finish eighth in the 2023 Big 12 Conference Preseason Poll by the media, which was the highest of the four newcomers. BYU was picked 11th in the poll, while Houston and Cincinnati were 12th and 13th, respectively.

Texas was picked to win the league in 2023.

**2023 Big 12 Football Media Preseason Poll**

1. Texas (41), 886
  2. Kansas State (14), 858
  3. Oklahoma (4), 758
  4. Texas Tech (4), 729
  5. TCU (3), 727
  6. Baylor, 572
  7. Oklahoma State (1), 470
  - 8. UCF, 463**
  9. Kansas, 461
  10. Iowa State, 334
  11. BYU, 318
  12. Houston, 215
  13. Cincinnati, 202
  14. West Virginia, 129
- First-place votes in parenthesis.

**UCF FOOTBALL ON RADIO**

Longtime UCF radio play-by-play veteran Marc Daniels is in his 29th season in that role in 2023. He's also UCF's director of broadcasting. Analyst Gary Parris (a former Florida State player) is in his 28th season in that position. They are joined by Scott Adams (pre-game host and sideline reporter—in his 22nd season) and Frank Lovre (engineer, in his 32nd season).

Pre-game coverage begins two hours before kickoff and features a preview of the game with interviews from UCF players and coaches—including coach Gus Malzahn and athletics director Terry Mohajir. All games and radio shows can be heard on 96.9FM/740AM—and UCF fans can access all broadcasts from anywhere with the iHeart app (search for 96.9 The Game).



## UCF AND THE TRANSFER PORTAL


Here are new additions to the UCF 2023 roster, all coming from the transfer portal since the end of the '22 season:

- 78 \*OL Amari Kight (Alabama)--#1 OT (made first 9 career starts at RT beginning vs. Kansas State)
  - 41 \*LS Gage King (Arizona State)--#1 Long Snapper
  - 11 \*WR Chauncey Magwood (Kentucky)—3 catches for 27 vs. Villanova
  - 72 \*OL Marcellus Marshall (Kent State)--#1 OL (started 11 games, 3 at OT then 8 at OG vs. Kansas State, Baylor, Kansas, Oklahoma, West Virginia, Oklahoma State, Texas Tech, Houston)
  - 13 \*DB DeJordan Mask (Texas State)--#1 Star (started 5 games; 11 tackles in 6 games; 2 tackles, 1 INT vs. Kent State; 1 tackle vs. Boise State; 4 tackles vs. Kansas State, 3 vs. Oklahoma; DNP vs. Villanova, West Virginia, Cincinnati, Oklahoma State, Texas Tech, Houston)
  - 11 CB Decorian Patterson (Middle Tennessee State)--#1 CB (started last 3 games; 16 tackles; 1 tackle vs. Villanova, 1 vs. Baylor, 2 vs. Oklahoma, 2 vs. Cincinnati, 5 in start vs. Oklahoma State, 5 in start vs. Texas Tech)
  - 12 DL Shaun Peterson (Florida International)--#2 DE (13 tackles; 1 vs. Kent State, 4 vs. Oklahoma, 4 vs. West Virginia, 3 vs. Cincinnati, 1 vs. Houston)
  - 80 \*WR Trent Whittemore (Florida)--#2 WR (started vs. Kent State, Baylor; 3 catches for 36 vs. West Virginia)
  - 9 \*DB Jireh Wilson (East Carolina)--#1 SAF (started 4 games; 41 tackles in '23: 4 vs. Kent State, 2 vs. Kansas State, 3 vs. Baylor, 4 vs. Oklahoma, 6 vs. West Virginia, 5 vs. Cincinnati, 4 vs. Oklahoma State, DNP vs. Houston)
  - 54 \*OL Bula Schmidt (Fresno State)--#2 C (started vs. Kansas, Oklahoma and West Virginia; DNP vs. Villanova, Kansas State, Cincinnati, Oklahoma State or Texas Tech;)
- \*enrolled at UCF in January and participated in 2023 spring drills

These are other impact players for the Knights who played at other programs before transferring previously to UCF:

- 1 WR Javon Baker (Alabama)--#1 WR (started 11 games; 43 for 966, 6 TD in '23: 4 for 59 vs. Kent State; 4 for 73 vs. Boise State; 5 for 77, 1 TD vs. Villanova; 1 for 10 vs. Kansas State; 3 for 113, 1 TD vs. Baylor, 4 for 85 vs. Kansas, 5 for 134 and 2 TDs vs. Oklahoma, 3 for 34 and 1 TD vs. West Virginia, 4 for 93 vs. Cincinnati, 4 for 112 vs. Oklahoma State, 4 for 188 and 1 TD vs. Texas Tech including 71-yarder, 2 for 59 vs. Houston including 57-yarder)
- 5 DL Ricky Barber (Western Kentucky)--#1 DT (started 9 games; 13 tackles in '23: 1 sack vs. Kent State, 1 tackle/1 PBU vs. Boise State, DNP vs. Villanova, Kansas or Oklahoma State; 2 vs. Oklahoma, 2 vs. Cincinnati, 2 vs. Texas Tech)
- 23 RB Demarcus Bowman (Florida)—reserve RB (10 for 62 in '23: 8 for 46, 1 TD vs. Kent State)
- 71 OL Tylan Grable (Jacksonville State)--#1 LT (started all 12 games)
- 18 WR Jaylon Griffin (Kilgore College)--#2 WR (1 for 8 vs. Kent State; 3 for 50, 1 TD vs. Villanova)
- 7 RB RJ Harvey (Virginia)--#1 RB (started 10 games; #1 rusher in '23 with 211 for 1,296, 16 TDs; 17 rec. for 231, 1 TD: 10 for 84, 1 TD plus 1 rec. for 50, 1 TD vs. Kent State; 15 for 70, 1 TD rushing, 2 rec. for 34 vs. Boise State; 14 for 85, 2 TDs, 2 rec. for 16 vs. Villanova; 13 for 44, 1 TD, 2 rec. for 56, 1 TD vs. Kansas State; 21 for 95, 1 rec. for 16 vs. Baylor; 16 for 133, 1 TD vs. Kansas; 23 for 101, 2 rec. for 8 vs. Oklahoma; 14 for 100, 4 rec. for 30 vs. West Virginia, 20 for career-high 164 and # TDs vs. Cincinnati—had eight double-digit runs including three of 20+; career-high 24 for career-high 206 and 3 TDs vs. Oklahoma State, including 92-yard TD run; 20 for 78, 2 TDs vs. Texas Tech; 21 for 136, 2 TDs vs. Houston)
- 2 WR Kobe Hudson (Auburn)--#1 WR (started last 11 games; #2 receiver in '23 with 42 for 853, 7 TDs: 4 for 44 vs. Kent State; then-career-best 5 for 134 vs. Boise State; 6 for then-career-best 147 vs. Villanova; 5 for 138, 2 TDs vs. Kansas State; first UCF receiver since 2020 with three straight 100-yard games; 1 for 5 vs. Baylor; 1 for 5 vs. Kansas; 1 for 23 vs. Oklahoma; 3 for 66, 2 TDs vs. West Virginia; 2 for 45 vs. Cincinnati; 3 for 93, 3 TDs vs. Oklahoma State; 2 for 52 vs. Texas Tech, career-best 9 for 98 vs. Houston)
- 2 DL Lee Hunter (Auburn)--#1 DT (started all 12 games; #3 tackler with 64 tackles: team-leading 8 vs. Kent State in 1st career start, 4 vs. Boise State, 5 vs. Villanova, 6 vs. Kansas State, career-high 9 vs. Baylor, 5 tackles including 2.5 TFL vs. Oklahoma, 3 vs. West Virginia, 7 including 1.5 TFL vs. Cincinnati, team-leading 8 vs. Oklahoma State including 2 TFL for 5, 6 tackles including 2 TFL for 6 vs. Houston)
- 0 LB Jason Johnson (Eastern Illinois)—#1 Will LB (started all 12 games; team-leading 101 tackles in '23: 3 vs. Kent State, team-high 8 vs. Boise State, team-high-tying 6 vs. Villanova; team-high 12 vs. Kansas State; career-high-tying 15 vs. Baylor; team-high 8 vs. Kansas, 9 vs. Oklahoma, team-high 11 vs. West Virginia, 8 vs. Cincinnati, 6 vs. Oklahoma State including 1 sack for 11, 8 vs. Texas Tech, 8 including 2 sacks for 16 vs. Houston)
- 55 OL Cameron Kinnie (Georgia)--#2 OG (played 3 games)
- 9 QB Timmy McClain (South Florida)--#2 QB (63/98/2/1008/2 in '23, rushing 39/102/1; 3/5/53 passing, 2/21 rushing vs. Kent State; started vs. Villanova: 20/28/321, 2 TDs passing, ran 9/44; started vs. Kansas State: 14/24/1/264/3 TDs passing, ran 12/15; started vs. Baylor: 13/25/1/234, 2 TDs passing; 6/17, 1 TD rushing; 12/15/136/2 and ran 10/5 off bench vs. Kansas; 1/1/0 yds. passing and 2 for 1 rushing off bench vs. Oklahoma State)
- 85 TE Zach Marsh-Wojan (Sacramento City)--#2 TE
- 10 QB John Rhys Plumlee (Ole Miss)--#1 QB (145/227/8/2073/11 in '23 plus 91/473/5 rushing; 22/30/281/3 TDs passing, 8/90/1 TD rush vs. Kent State, 16/24/272 passing, 11/73 rush vs. Boise State; DNP vs. Villanova, Kansas State, Baylor; started vs. Kansas: 3/7/33; started vs. Oklahoma: 16/30/0/248/2 TDs passing, 9/(-4)/1 TD vs. Oklahoma; started vs. West Virginia: career-high 25/36/3/274/3 passing, 8/45/1 rushing; started vs. Cincinnati: 13/23/0/165/0 passing, 13/53/1 TD rushing; started vs. Oklahoma State: 11/18/0/299/3 TDs passing, 14/74 rushing; started vs. Texas Tech: 16/32/1/249/1 passing, 3/84 rushing; started vs. Houston: 23/27/0/253/1 passing, 15/58/1 rushing)
- 6 RB Mark-Antony Richards (Auburn)—#3 RB (1 rushing TD vs. Kent State; 2 rushes for 13, 1 rec. for 4 vs. Houston)
- 27 LB Walter Yates III (Savannah State)--#1 LB (started 11 games; #2 UCF tackler with in '23 with 77: 7 vs. Kent State, 6 vs. Boise State, 3 vs. Villanova, 4 vs. Kansas State, 5 vs. Baylor, DNP vs. Kansas, team-high 10 tackles vs. Oklahoma, 6 vs. West Virginia, career-high 13 vs. Cincinnati, 2 vs. Oklahoma State, team-high 9 vs. Texas Tech, team-high 12 vs. Houston)

Bold indicates players who started at least one game for UCF in 2023



Javon Baker (1)



## 2023 UCF TURNOVER DIFFERENTIAL

Here's how UCF has fared in terms of turnover margin in its 2023 wins compared to its losses:

UCF Wins (6)	Turnovers Gained	Turnover Lost	Margin
--Kent State	1 (INT)	3 (2 INT, 1 FL)	minus-2
--Boise State	1 (INT)	2 (2 INT)	minus-1
--Villanova	1 (INT)	none	plus-1
--Cincinnati	2 (1 INT, 1 FR)	none	plus-2
--Oklahoma State	4 (3 INT, 1 FR)	1 (FL)	plus-3
--Houston	1 (INT)	none	plus-1
<b>Total</b>	<b>10 (8 INT, 2 FR)</b>	<b>6 (4 INT, 2 FL)</b>	<b>plus-4</b>

UCF Defeats (6)	Turnovers Gained	Turnover Lost	Margin
--Kansas State	1 (INT)	1 (FL)	---
--Baylor	1 (FR)	2 (INT, FL)	minus-1
--Kansas	none	1 (FL)	minus-1
--Oklahoma	1 (INT)	none	plus-1
--West Virginia	1 (FR)	4 (3 INT, 1 FL)	minus-3
--Texas Tech	1 (INT)	1 (INT)	---
<b>Total</b>	<b>5 (3 INT, 2 FR)</b>	<b>9 (5 INT, 4 FL)</b>	<b>minus-3</b>



UCF linebackers Jason Johnson (0) and Walter Yates (27)



# BIG 12 STATE OF MIND

## UCF KNIGHTS

UCF President **ALEXANDER N. CARTWRIGHT**  
 Vice President & Director of Athletics **TERRY MOHAJIR**

<b>1963</b> University Founded	<b>68K+</b> Current Students	<b>18K+</b> Graduate Every Year	<b>44,206</b> FBC Mortgage Stadium Seating Capacity
-----------------------------------	---------------------------------	------------------------------------	--

**UCF ALUMNI** FL, GA, NC, TX, CA  
 TOP STATES WHERE UCF ALUMNI LIVE

<b>368,430</b> Living Alumni	<b>183,905</b> Alumni Living in Central FL.
---------------------------------	--

**2ND-LARGEST** LIVING ALUMNI BASE IN BIG 12 (ONLY BEHIND TEXAS)  
 WILL EXCEED OVER 500K LIVING ALUMNI IN THE NEXT SEVEN YEARS


## ◆◆◆◆ SPACEU ◆◆◆◆

UCF was founded with the mission of providing personnel to support the growing U.S. Space Program at Cape Canaveral, Florida.

29% of Kennedy Space Center employees are UCF Alumni.

UCF pays homage to its roots with an annual Space Game (started in 2017).

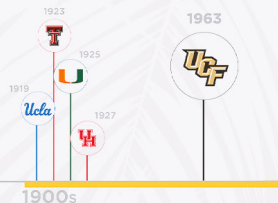
The 50-yard line of FBC Mortgage Stadium is on the exact latitude as Launch Complex 39A, NASA's most historic launch pad, 31 miles east.



**THREE** NY6 BOWL APPEARANCES IN THE LAST **NINE** YEARS



UCF IS THE **YOUNGEST** UNIVERSITY IN THE **POWER FIVE**



EST. 1800s 1900s



## MALZAHN VS. OPPONENTS

Alabama .....	3-5	Minnesota .....	0-1
Alabama A&M .....	1-0	Ole Miss.....	7-1
Alabama State .....	1-0	Mississippi State .....	5-3
Alcorn State .....	1-0	Missouri.....	2-0
Arkansas .....	7-1	Navy.....	0-2
Arkansas State.....	2-0	Nebraska.....	0-1
Baylor .....	0-1	North Texas.....	1-0
Bethune-Cookman .....	1-0	Oklahoma .....	0-2
Boise State.....	2-0	Oklahoma State.....	1-0
Cincinnati.....	2-1	Oregon.....	1-1
Clemson.....	0-2	Purdue.....	1-0
Duke .....	0-1	Samford.....	2-0
East Carolina.....	1-1	San Jose State.....	2-0
Florida .....	1-1	South Alabama .....	1-0
Florida Atlantic .....	2-0	South Carolina.....	1-1
Florida International.....	1-0	South Carolina State.....	1-0
Florida State .....	0-1	SMU.....	1-1
Georgia .....	2-7	Southern Miss .....	1-0
Georgia Southern .....	1-0	South Florida .....	2-0
Georgia Tech.....	1-0	Temple.....	2-0
Houston .....	1-0	Tennessee.....	2-1
Idaho .....	1-0	Texas A&M.....	5-3
Jacksonville State.....	1-0	Texas Tech.....	0-1
Kansas.....	0-1	Troy.....	1-0
Kansas State .....	1-1	Tulane.....	3-1
Kent State .....	2-0	UCF.....	0-1
Kentucky.....	2-0	UConn.....	1-0
Liberty .....	1-0	Vanderbilt.....	1-0
LSU.....	3-5	Villanova.....	1-0
Louisiana .....	1-0	Washington .....	1-0
ULM.....	3-0	Washington State .....	1-0
Louisiana Tech .....	1-0	West Virginia.....	0-1
Louisville.....	1-2	Western Carolina.....	1-0
Memphis .....	3-0	Western Kentucky .....	0-1
Mercer.....	1-0	Wisconsin .....	0-1
Middle Tennessee.....	1-0		

## MEDIA POLICIES

### INTERVIEW POLICY

All interviews must be coordinated through the UCF Athletics strategic communications office. Please do not attempt to contact players, coaches or other team personnel directly by any means of communication, including personal phone numbers, email and social media accounts.

### CLOSED PRACTICES

Practices are not open to the media during the season.

### MEDIA AVAILABILITIES

The UCF football team will hold a Monday press conference with head coach Gus Malzahn and two players each week at 11:30 a.m. in the Steve and Brenda Sloan Media Room at FBC Mortgage Stadium.

### POSTGAME INTERVIEWS

Coach Malzahn and selected student-athletes will meet the media following the game in the Steve and Brenda Sloan media room for home games and will use a designated location for road games. UCF's locker room is closed to the media.

### COLLEGE PRESSBOX.COM

Collegepressbox is the official media website for Division I football. Access and download game notes, quotes, statistics, media guides, headshots, logos and more for all FBS schools, conferences, postseason games, awards and the College Football Playoff. For access, please register for an account at collegepressbox.com/register. And please follow us on social media.

## ATTENDANCE NOTES

### Milestone Attendance Marks

• Including an exhibition game against Team Moscow in 1992, **6,337,838** spectators have attended UCF home games since 1979.

• Including all games, home, away, neutral and exhibition, since 1979 **12,842,361** spectators have watched the Knights play in person.

• Since opening FBC Mortgage in 2007, **3,529,280** fans have attended UCF home football games.

### Largest Home Crowds in UCF History

Opponent (Year)	Attendance
1. Tulsa (2005 - C-USA Champ.)	51,978
2. Virginia Tech (2000)	50,220
3. Miami (2009)	48,453
4. Cincinnati (2018)	47,795
5. South Carolina (2013)	47,605
6. South Florida (2017)	47,129
7. South Florida (2008)	46,805
8. South Florida (2006)	46,708
9. Marshall (2007)	46,103
10. South Florida (2013)	45,952

UCF played at the Florida Citrus Bowl from 1979-06 until FBC Mortgage Stadium opened in 2007.

### Largest Away Crowds in UCF History

Opponent (Year)	Attendance
1. Michigan (2016)	109,295
2. Ohio State (2012)	104,745
3. Penn State (2002)	103,029
4. Penn State (2004)	101,715
5. Texas (2009)	101,003
6. Penn State (2013)	92,855
7. Florida (2006)	90,210
8. Georgia (1999)	86,117
9. Florida (1999)	85,346
10. Alabama (2000)	83,818

### UCF SELLS OUT SEASON TICKET ALLOTMENT AGAIN IN 2023

UCF sold out its allotment of home football season tickets in 2023 for the fourth time in five years (also in 2019, 2021 and 2022). Meanwhile, the Knights are coming off a handful of their highest season attendance averages in school history:

--Both in 2007 (the year FBC Mortgage Stadium opened—then known as Bright House Networks Stadium) and again in 2018 (when UCF finished 8-0 at home) the Knights averaged a season-record 44,018 spectators for each game in a facility that officially seats 44,206.

--In 2019 UCF again was unbeaten at home (at 6-0) while averaging 43,788 fans per game (third-highest season average).

--Then in Gus Malzahn's first season at UCF in 2021, the Knights did not lose any of their seven home games while averaging 40,427 fans per contest (fifth-highest mark all-time).

--UCF's first two home games in 2022 averaged 44,111, just less than 100 below capacity.

--The single-game high-water mark in 2018 came when 47,795 fans viewed UCF's victory over 19th-ranked Cincinnati on a weekend when ESPN Game Day came to UCF for the first time. That number is the second-highest single-game figure for Spectrum Stadium (48,453 fans watched the 2009 home game against Miami).

Since it opened in 2007 the Knights' home stadium has added a premium chair-back seating and club area, the Carl Black and Gold Cabana, on the east side of the field and a similar Stadium Club on the west side, also including chair-back seats and premium amenities. The Carl Black and Gold Cabana area expanded in 2019 with the addition of approximately 900 more gold chair-back seats. Other major premium additions were field cabanas in the south end zone in 2017 and then in the north end zone in 2018—and loge cabanas on the south side in 2018 and north side for 2019.

### RECORD AT FBC MORTGAGE STADIUM

OVERALL	82-26
CONFERENCE	52-16
POSTSEASON	3-0
Outscored Opponents	3,345-1,869

### GAMES (without 1992 exhibition game)

1	9/22/79	at St. Leo	W	21-0
100	10/8/88	New Haven	L	23-31
200	9/27/97	at Auburn	L	14-41
250	11/24/01	Louisiana-Lafayette	W	31-0
300	9/9/06	at Florida	L	0-42
350	9/4/10	South Dakota	W	38-7
400	11/29/13	S. Florida	W	23-20
450	11/18/17	at Temple	W	45-19
500	11/20/21	UConn	W	49-17
502	12/23/21	vs. Florida	W	29-17

### HOME WINS

1	9/29/79	Fort Benning	7-6
100	10/26/02	Akron	28-17
184	11/26/21	South Florida	17-13

### AWAY WINS (does not include neutral-sites)

1	9/22/79	at St. Leo	21-0
50	10/24/09	at Rice	49-7
89	10/30/21	at Temple	49-7

### FOOTBALL BOWL SUBDIVISION ERA GAMES

1	8/29/96	William & Mary	W	39-33
100	11/13/04	at Ball State	L	17-21
300	10/24/20	Tulane	W	51-34
318	12/23/21	vs. Florida	W	29-17

### FOOTBALL BOWL SUBDIVISION ERA WINS

1	8/29/96	William & Mary	39-33
50	10/21/05	Tulane	34-24
100	10/13/12	Southern Miss	38-31 (2OT)
150	9/29/18	Pittsburgh	45-14
183	12/23/21	vs. Florida	29-17

**HONORS AND AWARDS****WR Javon Baker**

First Team All-Big 12 (Coaches, College Football Network, Phil Steele)  
 Second Team All-Big 12 (AP)  
 Phil Steele Honorable Mention All-American  
 Senior Bowl Watch List  
 Lindy's second-team preseason All-Big 12  
 Phil Steele second-team preseason All-Big 12  
 College Football Network second-team preseason All-Big 12  
 Pro Football Focus third-team preseason All-Big 12

**DT Ricky Barber**

Senior Bowl Watch List  
 Lindy's second-team preseason All-Big 12  
 Athlon third-team preseason All-Big 12  
 Phil Steele third-team preseason All-Big 12  
 Pro Football Focus third-team preseason All-Big 12

**K Colton Boomer**

All-Big 12 Honorable Mention (Coaches)  
 Big 12 Special Teams Player of Week (vs. Boise State)  
 Lou Groza Award Star of the Week (vs. Boise State)  
 Lou Groza Award Watch List (by Palm Beach Sports Commission to top kicker)  
 Lindy's second team preseason All-Big 12  
 College Football Network second-team preseason All-Big 12  
 Athlon third team preseason All-Big 12  
 Phil Steele third-team preseason All-Big 12

**DE Josh Celiscar**

Senior Bowl Watch List

**LB Rian Davis**

Phil Steele second-team preseason All-Big 12

**WR Corey Gammage**

Fred Biletnikoff Award Watch List (by Tallahassee QB Club Foundation to outstanding receiver)

**OL Tylan Grable**

All-Big 12 Honorable Mention (Coaches)  
 Senior Bowl Watch List  
 Lindy's third-team preseason All-Big 12

**RB RJ Harvey**

First Team All-Big 12 (College Football Network)  
 Second Team All-Big 12 (Phil Steele)  
 All-Big 12 Honorable Mention (Coaches)  
 Phil Steele Honorable Mention All-American  
 Big 12 Co-Offensive Player of the Week (Nov. 6, 2023)  
 PFF's Highest-Graded Running Back Among Power 5 at 91.6 (Week 10)  
 Doak Walker Award Watch List (by PwC SMU Athletic Forum to premier running back)  
 Lindy's third-team preseason All-Big 12  
 Phil Steele fourth-team preseason All-Big 12  
 College Football Network honorable mention preseason All-Big 12

**DB Demari Henderson**

All-Big 12 Honorable Mention (Coaches)  
 Walter Camp National Defensive Player of the Week (Nov. 14, 2023)  
 Big 12 Defensive Player of the Week (Nov. 13, 2023)

**TE Alec Holler**

Burlsworth Trophy Nominee

**WR Kobe Hudson**

Second Team All-Big 12 (College Football Network, Phil Steele)  
 All-Big 12 Honorable Mention (Coaches)

**DL Lee Hunter**

Phil Steele Second Team All-Big 12  
 College Football Network Third Team All-Big 12  
 All-Big 12 Honorable Mention (Coaches)

**LB Jason Johnson**

First Team All-Big 12 (Phil Steele)  
 Second Team All-Big 12 (AP, Coaches, College Football Network)  
 William V. Campbell Trophy nominee (by National Football Foundation to nation's top scholar-athlete)  
 Bronko Nagurski Trophy Watch List (by FWAA to outstanding defensive player)  
 Butkus Award Watch List (by Butkus Foundation to nation's best linebacker)  
 Chuck Bednarik Award Watch List (by Maxwell Football Club to defensive player of the year)  
 Lindy's first-team preseason All-Big 12

Phil Steele first-team preseason All-Big 12  
 Pro Football Focus first-team preseason All-Big 12  
 Athlon third-team preseason All-Big 12  
 College Football Network third-team preseason All-Big 12

**DE Malachi Lawrence**

All-Big 12 Honorable Mention (Coaches)

**P Mitch McCarthy**

Ray Guy Award Watch List (by Augusta Sports Council to punter of the year)

**DB Nikai Martinez**

College Football Network Honorable Mention All-Big 12  
 College Football Network third-team preseason All-Big 12 (as special-teamer)

**OL Marcellus Marshall**

Second Team All-Big 12 (College Football Network)

**DL Tre'mon Morris-Brash**

First Team All-Big 12 (AP, Coaches, Phil Steele, College Football Network)  
 Phil Steele Honorable Mention All-American  
 Senior Bowl Watch List  
 Lindy's first-team preseason All-Big 12  
 Phil Steele third-team preseason All-Big 12  
 Pro Football Focus third-team preseason All-Big 12

**CB Decorian Patterson**

Senior Bowl Watch List  
 College Football Network second-team preseason All-Big 12  
 Phil Steele fourth-team preseason All-Big 12

**DE Shaun Peterson**

Senior Bowl Watch List

**OL Lokahi Pauole**

USA TODAY Network All-Big 12 Team  
 Phil Steele Second Team All-Big 12  
 All-Big 12 Honorable Mention (Coaches)  
 Outland Trophy Watch List (by FWAA to top interior lineman)  
 Polynesian Player of the Year Watch List  
 Phil Steele's second-team preseason All-Big 12  
 Pro Football Focus second-team preseason All-Big 12  
 College Football Network honorable mention preseason All-Big 12

**QB John Rhys Plumlee**

Honorable Mention All-Big 12  
 Manning Award Star of the Week (Nov. 13, 2023)  
 Davey O'Brien Great 8 List (Nov. 13, 2023)  
 Maxwell Award Watch List (by Maxwell Football Club to player of the year)  
 Davey O'Brien Award Watch List (by Davey O'Brien Foundation to nation's best quarterback)  
 Manning Award Watch List (by Allstate Sugar Bowl to nation's top quarterback)  
 Senior Bowl Watch List

**PR Xavier Townsend**

Phil Steele Third Team All-Big 12 (Punt Returner)  
 All-Big 12 Honorable Mention (Coaches, College Football Network)  
 Athlon second team preseason All-Big 12 (as punt returner)  
 Phil Steele second team preseason All-Big 12 (as punt returner)  
 College Football Network second-team preseason All-Big 12 (as punt returner)

**DL John Walker**

Freshman All-American (ESPN,  
 247Sports Midseason True Freshman All-American  
 On3 Midseason True Freshman All-American)

**LB Walter Yates III**

College Football Network Honorable Mention All-Big 12

**Head Coach Gus Malzahn**

Dodd Trophy Coach of the Week (Nov. 13, 2023)

**Team**

Cheez-Its National Team of the Week (Nov. 13, 2023)



## 2023 UCF ROSTER

No.	Name	Pos.	Ht.	Wt.	Year	Hometown/High School (Previous School)
0	Johnny Richardson	RB	5-7	170	Sr.	Lake Wales, Fla./Lake Wales
0	Jason Johnson	LB	6-2	235	5th	Matteson, Ill./Rich Central (Eastern Illinois)
1	Javon Baker	WR	6-1	208	Sr.	Atlanta, Ga./McEachern (Alabama)
1	Ja'Cari Henderson	DB	6-0	165	r-Fr.	Sanford, Fla./Seminole
2	Kobe Hudson	WR	6-1	200	Sr.	Pine Mountain, Ga./Troup County (Auburn)
2	Lee Hunter	DT	6-4	320	r-So.	Mobile, Ala./Blount (Auburn)
3	Xavier Townsend	WR	5-11	185	So.	Tampa, Fla./Berkeley Prep
3	Tre'mon Morris-Brash	DE	6-2	245	5th	Richmond, Va./St. John's College HS
4	Braeden Marshall	DB	5-10	175	Fr.	Lake Mary, Fla./Lake Mary
4	Corey Gammage	WR	6-4	220	r-Sr.	Delray Beach, Fla./Atlantic (Marshall)
5	Ricky Barber	DL	6-3	295	r-Sr.	Louisville, Ky./Doss (Western Kentucky)
6	Mark-Antony Richards	RB	6-1	215	r-Sr.	Wellington, Fla./Wellington (Auburn)
6	Isaiah Nixon	DL	6-4	215	Fr.	St. Petersburg, Fla./Lakewood
7	RJ Harvey	RB	5-9	205	r-Sr.	Orlando, Fla./Edgewater (Virginia)
8	Xavier Williams	QB	6-2	200	r-So.	McDonough, Ga./Colquitt County (Charlotte)
8	Demari Henderson	DB	6-0	160	r-Fr.	Sanford, Fla./Seminole
9	Timmy McClain	QB	6-1	196	r-Fr.	Sanford, Fla./Seminole (South Florida)
9	Jireh Wilson	DB	6-3	219	5th	Jacksonville, N.C./Northside (East Carolina)
10	John Rhys Plumlee	QB	6-0	200	5th	Hattiesburg, Miss./Oak Grove (Ole Miss)
10	Quadric Bullard	DB	6-0	170	Sr.	Dania Beach, Fla./Chaminade-Madonna
11	Chauncey Magwood	WR	6-0	187	r-So.	Leesburg, Ga./Lee County (Kentucky)
11	Decorian Patterson	DB	6-0	193	r-Sr.	Ocala, Fla./Leesburg (Middle Tennessee)
12	Dylan Rizk	QB	6-2	205	Fr.	Fort Lauderdale, Fla./Cardinal Gibbons
12	Shaun Peterson Jr.	LB	6-3	240	r-Sr.	Fort Lauderdale, Fla./Nova (FIU)
13	Randy Pittman Jr.	TE	6-2	225	Fr.	Lynn Haven, Fla./Mosley
13	DeJordan Mask	DB	6-1	180	5th	Texarkana, Ark./Arkansas (Texas State)
14	Gunnar Smith	QB	6-4	205	r-Fr.	Lake Mary, Fla./Lake Mary (South Florida)
15	Tyree Patterson	WR	6-2	175	Fr.	Eustis, Fla./Eustis
16	Stephen Martin	WR	6-5	210	r-Jr.	Orlando, Fla./Bishop Moore
16	TJ Bullard	LB	6-1	200	r-Fr.	Tampa, Fla./Berkeley Prep
17	Rian Davis	LB	6-2	230	Sr.	Apopka, Fla./Wekiva (Georgia)
18	Jaylon Griffin	WR	6-3	185	r-Sr.	Huntsville, Texas/Huntsville (Kilgore College)
18	Ja'Maric Morris	DB	6-2	205	r-Sr.	Timmonsville, S.C./Timmonsville (Hutchinson CC)
19	Jarrad Baker	WR	5-11	170	r-Sr.	Eau Gallie, Fla./Eau Gallie
19	Hudson Gibbs	DB	5-9	185	Fr.	Winter Park, Fla./Winter Park
20	Kam Ingram	RB	5-8	175	r-So.	Fayetteville, Ark./Fayetteville (Bethune-Cookman)
20	Troy Ford Jr.	LB	6-2	235	Fr.	Richmond Hill, Ga./Calvary Day
21	Brock Hansel	QB	5-10	160	r-Fr.	Lake Worth, Fla./Park Vista
21	Nikai Martinez	CB	5-11	170	So.	Apopka, Fla./Apopka
22	Jason Duclona	DB	6-1	170	Fr.	Esteros, Fla./Esteros
23	Demarcus Bowman	RB	5-10	193	r-So.	Lakeland, Fla./Lakeland (Florida)
24	Andrew Dickson	WR	5-10	165	r-So.	Silverdale, Wash./Klahowya
24	Jarvis Ware	DB	6-1	190	5th	Apopka, Fla./Wekiva (Missouri)
25	Camden Vining	LB	6-0	225	r-So.	Bradenton, Fla./St. Stephens Episcopal
26	Chris Bowerfind	LS	6-0	210	r-So.	Fort Collins, Colo./Fossil Ridge
26	Daniel McCullon	DB	5-10	205	r-Jr.	Palm Beach Gardens, Fla./Benjamin
27	Walter Yates III	LB	6-1	219	5th	Gulf Breeze, Fla./Gulf Breeze
28	Andrew Harris	LB	6-2	210	Fr.	Altamonte Springs, Fla./Lake Brantley
29	William Wells	DB	6-2	185	Jr.	West Palm Beach, Fla./Suncoast
30	Kam Moore	LB	6-1	205	So.	Sanford, Fla./Seminole
31	Brandon Adams	DB	6-3	180	Jr.	Atlanta, Ga./Arabia Mountain
31	JaJuan Forte'	WR	6-1	195	r-Sr.	Youngstown, Ohio/Boardman (Walsh)
32	Michael Carter	P	6-2	185	r-Fr.	Minneola, Fla./Timber Creek
33	Kaven Call	DE	6-3	240	Fr.	Apopka, Fla./Apopka
34	Terrell Jackson	DB	6-1	170	r-Fr.	Jacksonville, Fla./Trinity Christian
35	Colton Boomer	PK	5-10	175	So.	Lake Mary, Fla./Lake Mary
36	Champ Jenkins	DB	6-0	210	r-So.	Bartow, Fla./Spoto (New Mexico Military Institute)
37	Preston Foreman	RB	5-11	190	r-Fr.	Cocoa Beach, Fla./Viera
39	R.D. Cooper	WR	6-2	185	r-Jr.	Fort Myers, Fla./Fort Myers (North Alabama)
40	Mitch McCarthy	P	6-5	214	So.	Australia/Frankston
41	Jack Morgan	DE	6-4	215	r-Fr.	Mount Dora, Fla./Mount Dora
41	Gage King	LS	6-4	240	r-Sr.	El Dorado Hills, Calif./Oak Ridge (Arizona State)
42	Aidan Fedigan	LS	6-0	195	r-Fr.	DeLand, Fla./DeLand
43	Kingston Gorney	LB	6-0	220	Fr.	Atlanta, Ga./Brookwood

**2023 UCF ROSTER**

No.	Name	Pos.	Ht.	Wt.	Year	Hometown/High School (Previous School)
45	Quentin Hatch	LB	6-1	215	So.	Orlando, Fla./West Orange (Lake Erie College)
46	Nicholas Antoine	DB	6-4	190	r-Fr.	Daytona Beach, Fla./Mainland
47	K.D. McDaniel	DE	6-2	250	r-Sr.	Tifton, Ga./Tift County (Kentucky)
49	Max Holler	TE	6-4	245	r-Jr.	Winter Park, Fla./Trinity Prep
50	Patrick Barnett	OL	6-6	300	r-Jr.	Key West, Fla./Key West
51	Malachi Lawrence	DE	6-4	270	r-So.	Louisville, Ky./DuPont Manual
52	Caden Kitler	OL	6-3	295	r-Fr.	Plano, Texas/John Paul II
53	Keeron Henderson	LB	6-2	225	Sr.	Richmond, Va./Highland Springs (Army)
54	Bula Schmidt	OL	6-1	294	r-Sr.	Wahiawa, Hawaii/O'Dea (Fresno State)
55	Cameron Kinnie	OL	6-3	315	r-Jr.	Suwanee, Ga./Collins Hill (Georgia)
55	John Walker	DT	6-4	300	Fr.	Kissimmee, Fla./Osceola
56	Matthew Alexander	DT	6-3	280	r-So.	Buford, Ga./Buford
56	Jonathan Cline	OL	6-4	295	Fr.	Cartersville, Ga./Cartersville
57	John Harris	OL	6-4	298	r-Sr.	Hoschton, Ga./Mill Creek
58	Dallaz Corbitt	DE	6-5	240	r-Sr.	Columbia, S.C./Gray Collegiate Academy
59	Keyon Cox	OL	6-5	270	Fr.	Phenix City, Ala./Central
64	Shaheem Hill	OL	6-4	342	r-Fr.	Orlando, Fla./Edgewater
66	Chidoziri Maghiro	OL	6-5	325	5th	Nigeria/St. Thomas Aquinas [Fla.]
68	Ethan Higgins	OL	6-6	280	Fr.	Brooksville, Fla./Hernando Christian
69	Paul Rubelt	OL	6-10	330	r-Jr.	Frankfurt-Oder, Germany/Frankfurt-Oder
70	Edward Collins	OL	6-6	315	5th	Birmingham, Ala./Ramsay
71	Tylan Grable	OL	6-7	290	5th	Godron, Ga./Wilkinson County
72	Marcellus Marshall	OL	6-5	310	Jr.	Morgantown, W. Va./Morgantown (Kent State)
74	Matthew Prigmore	OL	6-2	290	Fr.	Weston, Fla./Cypress Bay
75	Andrew Phelan	OL	6-3	260	Fr.	Orlando, Fla./East River
76	Adrian Medley	OL	6-5	305	r-Sr.	Pensacola, Fla./Pensacola
77	Lokahi Pauole	OL	6-4	305	5th	Kapolei, Hawaii/Kamehameha
78	Amari Kight	OL	6-7	318	r-Sr.	Alabaster, Ala./Thompson (Alabama)
80	Trent Whittemore	WR	6-4	211	r-Jr.	Gainesville, Fla./Bucholz (Florida)
80	Grant Reddick	K/P	5-10	190	Fr.	Orlando, Fla./Boone
82	Alec Holler	TE	6-2	230	5th	Winter Park, Fla./Trinity Prep
83	Garrett French	TE	6-3	235	r-Jr.	Venice, Fla./Venice
84	Thomas Wadsworth	TE	6-3	222	r-Fr.	Melbourne, Fla./Melbourne
85	Zach Marsh-Wojan	TE	6-5	245	5th	Vacaville, Calif./Will C. Wood (Sacramento City)
86	Jordan Davis	TE	6-4	250	r-Jr.	Sanford, Fla./Seminole
87	Dwartney Wortham	WR	6-0	169	r-Fr.	LaGrange, Ga./Troup County
87	Andrew Rumph	DT	6-3	265	Fr.	Palmetto, Fla./Palmetto
88	Josh Celiscar	DE	6-4	265	Sr.	Winter Haven, Fla./Winter Haven
88	Grant Stevens	TE	6-4	225	r-Fr.	Ponte Vedra Beach, Fla./Nease
89	Cullen Smith	WR	6-2	180	r-So.	Mooresville, N.C./Lake Norman
90	Derrick LeBlanc	DT	6-5	295	Fr.	Opa-locka, Fla./Osceola (Oklahoma)
91	Keshaun Hudson	DT	6-1	307	r-Fr.	Fort Lauderdale, Fla./Dillard
92	Finau Fine	DE	6-5	265	r-Jr.	Kissimmee, Fla./Gateway (Stetson)
94	Christopher Ficka	DT	5-10	230	Fr.	Apopka, Fla./West Orange
96	Trace O'Hara	DL	6-2	235	r-Jr.	Orlando, Fla./East River
98	Kriston Esnard	K/P	5-10	182	r-So.	Decatur, Ga./Decatur (Tulane)
99	Jamaal Johnson	DE	6-2	250	r-Fr.	Miami, Fla./Chaminade-Madonna

**Coaching Staff**

Head Coach:

Defensive Coordinator/Cornerbacks:

Offensive Coordinator/QBs:

Special Teams Coordinator/TEs:

Co-Defensive Coordinator/Secondary:

Co-Offensive Coordinator/Offensive Line:

Defensive Ends/Rush:

Defensive Tackles:

Wide Receivers:

Linebackers:

Running Backs:

Assistant Head Coach &amp; Senior Offensive Analyst:

Special Teams Analyst:

Defensive Analyst:

Offensive Analyst:

Analyst:

Gus Malzahn (Henderson State, 1990) - Third Season

Addison Williams (South Carolina, 2010) - Third Season

Darin Hinshaw (UCF, 1993) - First Season

Brian Blackmon (Troy, 1996) - Third Season

David Gibbs (Colorado, 1990) - Third Season

Herb Hand (Hamilton, 1990) - Third Season

Kenny Ingram (Arkansas State, 1999) - Third Season

Kenny Martin (Western Kentucky, 2012) - Third Season

Grant Heard (Ole Miss, 2001) - Second Season

Ernie Sims (Florida State, 2018) - First Season

Kam Martin (Auburn, 2019) - First Season

Will Healy (Richmond, 2008)

Ben Larson (Susquehanna, 2005)

Charles Moore (Tarleton State, 2014)

Brendan Bognar (Murray State, 2019)

Bobby Bentley (Presbyterian, 1989)



## DEPTH CHART

### OFFENSE

<b>QB</b>	<b>10</b>	<b>John Rhys Plumlee (6-0, 200, 5th)</b>
	9	Timmy McClain (6-1, 196, r-So.)
<b>RB</b>	<b>7</b>	<b>RJ Harvey (5-9, 205, r-Sr.)</b>
	0	Johnny Richardson (5-7, 170, Sr.)
	or 23	Demarcus Bowman (5-10, 193, r-Jr.)
	or 6	Mark-Antony Richards (6-1, 215, r-Sr.)
<b>TE</b>	<b>82</b>	<b>Alec Holler (6-3, 230, 5th)</b>
	13	Randy Pittman Jr. (6-2, 225, Fr.)
	85	Zach Marsh Wojan (6-5, 245, 5th)
<b>WR</b>	<b>1</b>	<b>Javon Baker (6-1, 208, Sr.)</b>
	15	Tyree Patterson (6-2, 175, Fr.)
<b>WR</b>	<b>2</b>	<b>Kobe Hudson (6-1, 200, Sr.)</b>
	80	Trent Whittemore (6-4, 211, r-Jr.)
	or 16	Stephen Martin (6-5, 210, r-Jr.)
<b>WR</b>	<b>3</b>	<b>Xavier Townsend (5-11, 185, So.)</b>
	19	Jarrad Baker (5-11, 170, r-Sr.)
<b>LT</b>	<b>71</b>	<b>Tylan Grable (6-7, 290, 5th)</b>
	69	Paul Rubelt (6-10, 330, r-Jr.)
<b>LG</b>	<b>76</b>	<b>Adrian Medley (6-5, 305, r-Sr.)</b>
	72	Marcellus Marshall (6-5, 310, r-Jr.)
<b>C</b>	<b>54</b>	<b>Bula Schmidt (6-1, 294, r-Sr.)</b>
	52	Caden Kitler (6-3, 295, r-Fr.)
<b>RG</b>	<b>77</b>	<b>Lokahi Pauole (6-4, 305, 5th)</b>
	55	Cam Kinnie (6-3, 315, r-Jr.)
<b>RT</b>	<b>78</b>	<b>Amari Kight (6-7, 318, r-Sr.)</b>
	70	Ed Collins (6-6, 315, 5th)

### SPECIAL TEAMS

<b>PK/KOS</b>	<b>35</b>	<b>Colton Boomer (5-10, 175, So.)</b>
	80	Grant Reddick (5-10, 190, Fr.)
<b>P</b>	<b>40</b>	<b>Mitch McCarthy (6-5, 214, So.)</b>
<b>LS</b>	<b>41</b>	<b>Gage King (6-4, 240, r-Sr.)</b>
	26	Chris Bowerfind (6-0, 210, r-So.)
<b>H</b>	<b>40</b>	<b>Mitch McCarthy (6-5, 214, So.)</b>
	80	Trent Whittemore (6-4, 211, r-Jr.)
<b>PR</b>	<b>3</b>	<b>Xavier Townsend (5-11, 185, So.)</b>
	80	Trent Whittemore (6-4, 211, r-Jr.)
<b>KR</b>	<b>0</b>	<b>Johnny Richardson (5-7, 170, Sr.)</b>
	23	Demarcus Bowman (5-10, 193, r-Jr.)

### DEFENSE

<b>DE</b>	<b>88</b>	<b>Josh Celiscar (6-4, 265, Sr.)</b>
	51	Malachi Lawrence (6-4, 243, r-So.)
	or 33	Kaven Call (6-3, 240, Fr.)
<b>DT</b>	<b>2</b>	<b>Lee Hunter (6-4, 320, r-So.)</b>
	55	John Walker (6-4, 310, Fr.)
<b>DT</b>	<b>5</b>	<b>Ricky Barber (6-3, 295, r-Sr.)</b>
	56	Matthew Alexander (6-3, 280, r-So.)
<b>BUCK</b>	<b>3</b>	<b>Tre'mon Morris-Brash (6-2, 245, 5th)</b>
	12	Shaun Peterson Jr. (6-3, 240, r-Sr.)
<b>WILL</b>	<b>0</b>	<b>Jason Johnson (6-2, 235, r-Sr.)</b>
	16	TJ Bullard (6-1, 200, r-Fr.)
<b>MIKE</b>	<b>27</b>	<b>Walter Yates III (6-1, 219, 5th)</b>
	30	Kam Moore (6-1, 205, So.)
<b>STAR</b>	<b>4</b>	<b>Braeden Marshall (5-10, 175, Fr.)</b>
	or 9	Jireh Wilson (6-3, 219, 5th)
<b>CB</b>	<b>31</b>	<b>Brandon Adams (6-3, 180, Jr.)</b>
	18	Ja'Maric Morris (6-2, 205, r-Sr.)
<b>CB</b>	<b>11</b>	<b>Decorian Patterson (6-0, 193, r-Sr.)</b>
	22	Jason Duclona (6-1, 170, Fr.)
<b>S</b>	<b>8</b>	<b>Demari Henderson (6-0, 170, So.)</b>
	10	Quadric Bullard (6-0, 185, Sr.)
<b>S</b>	<b>21</b>	<b>Nikai Martinez (5-11, 170, So.)</b>
	29	William Wells (6-2, 185, Jr.)

### PRONUNCIATIONS

#1	Javon Baker	JAY-von
#1	Ja'Cari Henderson	Juh-CAR-ee
#3	Tre'mon Morris-Brash	TRAY-mahn
#3	Xavier Townsend	X-ZAY-vier
#4	Corey Gammage	GAM-ige
#8	Demari Henderson	duh-MAR-ee
#9	Jireh Wilson	JAI-ruh
#10	John Rhys Plumlee	John Rice
#11	Decorian Patterson	Da-CORE-Ree-ian
#12	Dylan Rizk	Risk
#19	Jarrad Baker	JARE-ed
#21	Nikai Martinez	nih-KAI, MAR-teen-ez
#31	JaJuan Forte	juh-WAHN, FOR-tay
#51	Malachi Lawrence	MAL-uh-kie
#54	Bula Schmidt	BOO-la
#66	Chidoziri Maghiro	chu-DOH-zurr-ee, muh-GEER-oh
#69	Paul Rubelt	ROO-belt
#71	Tylan Grable	GRAY-ble
#77	Lokahi Pauole	lo-KAH-hee, pah-O-lay
#80	Trent Whittemore	Whit-UH-more
#85	Zach Marsh-Wojan	marsh-WOE-jin
#88	Josh Celiscar	SELL-ih-scar



## OFFENSE

**QB 10 John Rhys Plumlee (GRAD):** ('22 Ole Miss transfer) 31 career GS (8 in '19, 1 in '20 @Ole Miss; 13 in '22, 9 in '23 @UCF); 1 of 6 team captains for '23; honorable mention quarterback pick on All-Big 12 team chosen by league coaches; named to watch lists for '23 Maxwell, Manning and O'Brien awards; returning starter at QB for UCF in '23; 247Sports rated him most dynamic athlete in nation at QB entering '23 campaign; already holds UCF career record for rushing yds by a QB (1,334) after passing McKenzie Milton vs Cincinnati; versatile all-around athlete who already has been standout in both FB and baseball for Knights; transferred to UCF in January '22 after playing '19, '20, '21 @Ole Miss; on night of '23 final spring FB game (April 14) started UCF baseball game in CF vs Memphis (2 hits, 2 RBI), left after 7th-inning at-bat to play 2nd half of FB game and threw for 236 yds (completing 10 of 17) and 2 TDs; working toward master's degree in educational leadership in fall 2023 semester; 9 GS in '23; DNP vs Villanova, Kansas St or Baylor after suffering leg injury on final series at Boise St; completed 145 of 227 passes for 2073, 13 TDs, 8 INTs in '23—and ran 91 for 473, 5 TDs; completed 22 of 30 for 281 and 3 TDs vs Kent St and ran 8 for 90 and a TD (all rushing in 1st half); had runs of 15, 16, 17 and 32 vs Kent St; completed 16 of 24 for 272 and led UCF rushers with 11 carries for 73 vs Boise St; ranked 2nd in total offense in Big 12 stats and 7th nationally (358.0) after two weeks; started vs Kansas, completed 3 of 7 for 33 playing parts of 1st 3 series; started vs Oklahoma, completed 16 of 30 for 248 plus TD passes of 86 (longest pass play in 2023 in Big 12 and 4th longest in UCF history) and 12 to Javon Baker; started vs West Va and completed career-high-tying 25 of 36 for 274 with 3 INTs and TD passes of 34 and 16 to Kobe Hudson and 7 to Baker; also rushed 8 for 45, 1 TD vs West Va; rushed for 53 yds vs Cincinnati to give him 1,119 in his UCF career, passing McKenzie Milton (1,078); completed 13 of 23 for 165 vs Cincinnati—and rushed 13 for 53 and 1 TD vs Cincinnati; completed 11 of 18 vs Okla St for season-high 299 and 3 TDs and rushed 14 for 74; had 1st-half completions of 75, 38, 38 and 37 vs Okla St; named Manning Award QB of the Week for play vs Okla St; named to Davey O'Brien Award Great 8 List for Week 11 for play vs Okla St; completed 16 of 32 vs Texas Tech for 249 with 1 INT and 1 TD (71-yds to Baker) and was top UCF rusher with 13 for 84; completed 23 of 27 for 253 and 1 TD vs. Houston and rushed 15 for 58 and 1 TD; currently 2nd among active QBs nationally in career rushing yds with 2,524, behind only LSU's Jayden Daniels (3,282); his 28 career rushing TDs rank 6th nationally—behind only Oregon's Bo Nix (38), Syracuse's Garrett Shrader (37), Daniels (34), Florida St's Jordan Travis (31), with UTSA's Frank Harris also at 28; ranks 2nd in Big 12 in total offense at 282.9, 3rd in passing yds per completion (10th in NCAA) at 14.3, 4th in passing efficiency (152.4); 12 GS in '22 (DNP vs. Memphis); 2nd-team All-AAC QB pick by Phil Steele; UCF leading rusher in '22 (159 for 861, 11 TDs); ran for more yards than any other FBS QB in '22; ranked 4th in AAC in rushing (66.2) and helped UCF rank 9th as a team in rushing (228.3) and 17th in total offense (469.5); completed then-career-high 20 of 31 for then-career-high 308 and career-high 4 TDs and rushed 16 for 100 and a TD in '22 opener vs. S.C. St. in 1st start at QB since Ole Miss played Miss. St. in Nov. '19; led UCF in rushing with 18 for 83 vs. Louisville and completed 16 of 34 for 131 (1 INT); completed career-high 25 of then-career-high 36 for then-career-high 339 and 1 TD, 1 INT vs. FAU and also rushed 20 for 123 and 2 TDs for 7th career 100-yd. rushing game; through 3 games ranked 3rd nationally in total offense (360.7) and 20th in rushing (101.3) and helped UCF rank 6th in total offense (532.3) and 4th in rushing (273.0); ran 16 times for 100 yards and 1 TD on a 28-yd. rush vs. Georgia Tech for 3rd 100-yard rushing game of 2022 and 2nd in row; completed 20 of 29 vs. SMU for 316 and 2 TDs; completed 18 of 22 for career-high 373 and 4 TDs vs. Temple and also ran 7 for 37 and 3 TDs; tied 35-yr.-old UCF record by accounting for 7 TDs vs. Temple; each of his last 3 passes vs. Temple went for TDs and accounted for 148 combined yds.; ran 18 for season-high 176 and 2 TDs at Tulane, including early 47- and 67-yd. runs (after Tulane had not allowed a rush longer than 33 in '22); completed 17 of 30 for 132 and 1 TD to Javon Baker vs. Tulane; on CFPA National Performer of Year midseason watch list; completed all 9 passes vs. USF for 73 and a TD—and also ran 8 for 133 including 64- and 20-yd. TD runs that helped UCF build 28-0 lead; missed 2nd half vs. USF with hamstring tweak; threw 21 of career-high 39 for 209 and 1 TD vs. Tulane in AAC title game; completed 21 of 34 with 1 INT for 182 and ran team-high 14 for 21 in Military Bowl vs. Duke; played '19-'21 at Ole Miss—'19 at QB, '20-'21 at WR; caught 19 passes for 201 in '21 while also rushing 9 times for 72; appeared in 7 contests in '20 with 1 start at WR; rushed 25 times for 94, hauled in 6 receptions for 79 and completed 5 of 7 passes for 65 and 1 TD; garnered Freshman All-America recognition from The Athletic at all-purpose position as true freshman in '19; appeared in 9 games with 8 starts at QB position; set Ole Miss freshman rushing record with 1,023 yds. as well as total TDs with 16 (4 passing, 12 rushing); became 1st Power 5 QB to rush for 100+ yards in each of 1st 3 starts since Nebraska's Taylor Martinez and Michigan's Denard Robinson in '10; 1st Rebel QB to rush for 100 in 3 straight games; went 7-for-7 passing for 82 in reserve role in collegiate debut vs. #23 Cal; completed 10 of 28 passes for 141 with 2 TDs in 1st career start at #2 Alabama and also ran for 109 and 1 TD; set Ole Miss QB single-game rushing record with 212 yds. and tied career high with 4 rushing scores at #1 LSU (9 of 16 passing for 123); member of Ole Miss baseball team, appearing in 13 games in '20, with 2 starts in CF

**9 Timmy McClain:** ('22 South Florida transfer) 12 career GS (9 in '21 @USF, 3 in '23 @UCF); 3 GS (Villanova, Kansas St and Baylor), 6 GP (also Kent St, Kansas and Okla St); DNP vs Boise St, Oklahoma, West Va, Cincinnati, Texas Tech or Houston in '23; completed 63 of 98 for 1008 with 9 TDs, 2 INTs in '23—and rushed 41 for 103, 1 TD; led 62- and 68-yd scoring drives in 4th per. vs. Kent St in 1st action at UCF; completed 3 of 5 for 53 and ran 2 for 21 vs. Kent St; made 1st start at UCF vs Villanova and completed career highs of 20 for 28 for 321 yds (his 1st career 300-yd passing effort) and 2 TDs, also rushing 9 times for 44 yds as team rolled up 600 total yds; made 2nd UCF start at Kansas St and completed 14 of 24 for 264 and 1 INT in 1st game in career with 3 TD passes; also ran 12 for 15 vs. Kansas St; vs. Kansas St threw TD passes of 27 to RJ Harvey, then 69 and 46 to Kobe Hudson; made 3rd UCF start vs Baylor and completed 13 of 25 for 234 with 2 TDs and 1 INT; also ran 6 for 17 and 1 TD vs Baylor; had TD passes of 65 to Javon Baker and 6 to Xavier Townsend and ran 2 for his 1st UCF rushing score vs Baylor; came off bench early vs Kansas and completed 12 of 15 for 136 with TD passes of 13 to Alec Holler and 23 to Randy Pittman; came off bench to complete 1 of 1 passes for 0 yds and run 2 for 1 vs Okla St; earned 2021 Pro Football Network All-AAC HM recognition at USF; won starting QB job in 3rd game and went on to start 9 games and play in 11 of 12 in true freshman season; led Bulls passing for 1,888 yds on 145 of 262 attempts, completing 55.3 percent for 116.8 rating; threw 5 TD passes and 7 INTs; led USF with 32 explosive plays (29 passing, 3 rushing); 4th on team running for 238 yds on 123 carries (2nd on team) with 4 TDs and 27-yard long run; passed for season-high 289 yds on 22 of 46 with 2 TDs and ran for 11-yard TD and 46 yds vs. Houston; passed for 116 yds and ran for 16 in first collegiate appearance at NC State; passed for 245 yds and ran for 13 yds and TD vs. No. 2 Cincinnati . . . passed for 222 yds and ran for 5-yd TD at UCF; helped lead undefeated Seminole HS (Sanford, FL) team (12-0) to Florida Class 8A state championship as senior; capped 4-year career as starter with 40-5 record

**12 Dylan Rizk:** true freshman made 1st collegiate appearance vs. Villanova, completing 4 of 5 for 28 yds and narrowly missing 50-yd 4th-per. TD pass to Jaylon Griffin.



## OFFENSE

**RB 7 RJ Harvey (GRAD):** ('20 Virginia transfer) 13 career GS (3 in '22, 10 in '23 (all but Kansas St and Baylor); HM RB pick on All-Big 12 team chosen by league coaches; semifinalist for Doak Walker Award; leading UCF rusher in '23 with 211 for 1,296 (#4 single season at UCF), 16 TDs (tie #2 single season at UCF); only 5 FBS players scored more reg season rush TDs; had 2+ rush TDs in final 4 games of '23 reg season (only Kevin Smith in 2007 did that @UCF); has 6 career multi-TD games, 5 in '23; rushed for 918 yds over last 7 games in '23; had 42 double-digit runs in '23 (33 in Big 12 play), 8 vs Cincinnati, 6 vs Okla St; 1st-team pick on College Football Network Midseason All-Big 12 offensive team; ran 10 for 84 vs. Kent St including 48-yd 3rd-per TD run; caught 1 pass for 50 and 3rd-per TD vs. Kent St; ran team-high 15 for 70 and only UCF TD on 5-yd 4th-per run that gave Knights 15-10 lead vs. Boise St; leading UCF rusher vs Villanova with 14 for 85 including TD runs of 5 and 24 yds; ran team-high 13 for 44 vs. Kansas St, including 1-yd TD run; also caught 2 for 56 vs. Kansas St, including 27-yd TD catch for 1st UCF pts; ran team-high 21 for 95 vs Baylor; ran 16 for team-high 133 and 1 TD vs Kansas including 53-yd run; ran 23 for 101 including season-long 54-yd run vs Oklahoma; ran 14 for 100 vs West Va for 3rd straight 100-yd game (1st time at UCF since Latavius Murray in 2012 and Marquette Smith in 1994-95); ran 20 for career-high 164 and career-high 3 TDs vs Cincinnati; had 8 double-digit runs vs Cincinnati including 3 of 20+; named Big 12 Co-Off Player of Week for effort vs Cincinnati; production vs Cincinnati made him highest-rated running back in country for Week 10 according to Pro Football Focus (PFF) at 91.6 (Washington's Dillon Johnson 2nd at 91.4); ran career-high 24 for career-high 206 and 3 TDs vs Okla St including 92-yd TD run (2nd longest in UCF history); becomes 1st 1,000-yd UCF rusher since Greg McCrae with 1,182 in 2018; ran 20 for 78 and TD runs of 4 and 1 vs Texas Tech; ran 21 for 136 with 1 TD vs Houston for 6th 100+ game in last 7 outings; in Big 12 stats he ranks 3rd in rushing (1,296 yds) at 108 per game, 2nd in all-purpose yds (130.67), 4th in yds per rush (6.14), 2nd in total TDs (17); 2nd in rushing TDs (16); averaging 117.44 rushing and 136.56 all-purpose in Big 12 games; his 5th consecutive 100-yd game vs Okla St marked most in a row since Kevin Smith had 8 straight to finish his career in 2007; career 6.3 avg per rush rates 3rd among active collegiate RBs; 3rd-team RB on Lindy's '23 preseason All-Big 12 team, 4th-team by Phil Steele and HM by College Football Network; working toward 2nd degree in human communication in fall '23 semester; 13 GP, 3 GS (USF, Tulane in AAC title game, Duke in Military Bowl) in '22; 2nd-team All-AAC by Pro Football Network and 3rd team by Pro Football Focus and Phil Steele; 3rd on team in rushing with 796 yds (7th in AAC) despite only starting 3 games; led team .with 69 rushing yds on 7 carries vs. SMU including team-high long of 30; ran 4 for 73 vs. Temple, including 61-yd-run (longest of '22 for Knights by a RB) that set up go-ahead UCF TD; star of win vs. Cincinnati with then-career-high 84 yds on 14 carries and 2 TDs—from 26 and game-winner from 17 with 48 seconds to go; named to AAC Honor Roll for play vs. Cincinnati; career-high 151 yds on 17 carries vs. Memphis; had 22-yd 1st-per. TD run and 61-yd run (then matched long of '22 for UCF, also by Harvey vs. Temple) that set up 2nd UCF score; had 121 yds by halftime at Memphis, representing more yds than any UCF player had totaled in a full game in '22; named to AAC Honor Roll for play vs. Memphis; sat out entire '21 season due to injury; played 5 games in '20 at UCF as RB and on special teams; 2 rushes for 3 yds vs. Temple in '20; redshirted at Virginia in '19 as true freshman; former prep standout at Edgewater HS in Orlando, FL

**0 Johnny Richardson:** 9 career GS (6 in '21, 1 in '22, 2 in '23); 2 GS (Kansas St and Baylor), 12 GP in '23; 2nd leading rusher for UCF in '23 with 84 for 557; HM pick on College Football Network Midseason All-Big 12 offensive team; led UCF rushers with team-high 12 for team-high 100 vs. Kent St; also caught 2 for 10 vs Kent St; ran 11 for 62 and caught 3 for 10 vs. Boise St; rushed 10 for 51 vs Villanova; ran 6 for 76 vs. Kansas St in 1st start of '23; ran 6 for 105 vs Baylor including 79-yd TD on UCF's 1st play that ranked as longest run by a Big 12 player in '23 (until teammate Harvey went for 92 vs Okla St), as UCF scored on 1st off snap for 1st time since 2009; ran 8 for 47 and caught 2 for 7 vs Kansas; ran 6 for 15 vs Oklahoma; ran 9 for 37 vs West Va; 3 for 3 rushing and 3 for 9 receiving vs Cincinnati; ran 7 for 9 vs Okla St; ran 3 for 37 vs Texas Tech; ran 3 for 15 vs Houston; 1 of 4 Big 12 backs to reach 100-yd mark on opening weekend; 14 GP, 1 GS (Temple) in '22; 3rd-leading rusher for UCF in '22 with 54 for 370; caught 22 for 122, 1 TD; 5 rushes for 59, including 31-yd run, in '22 opener vs. S.C. St., plus 2 catches for 19, including 18-yd 3rd-per. TD catch; 5 carries for 47 vs. Louisville plus 2 catches for 25 (including personal season-high 25-yd rec.) and had 57-yd TD rec. called back by penalty; 11 carries for 79 (including career-long 50 run) and 3 catches for 14 vs. FAU; started vs. Temple and ran 5 for 40 and caught 1 for 0; on '22 watch list for Doak Walker Award; 4th-team preseason All-AAC for '22 by Athlon Sports and Phil Steele; 13 GP, 6 GS in '21; starter vs. ECU, Cincinnati, Memphis, SMU, UConn and Florida in Gasparilla Bowl; 4th-team all-AAC by Phil Steele; leading UCF rusher with 733 yds and 7.0 yds-per-carry mark; top kickoff returner in '21 for UCF with 15 for 301 and 20.07 avg.; rushed 8 times for team-high 94 vs. South Florida—and also caught 4 passes for 27; rushed for career-high 147 on 14 carries vs. UConn (including 38-yd run); named to AAC Honor Roll for effort vs. UConn; had then-career high 104 on career-best 16 carries vs. ECU including 4-yd 3rd-per. TD run; had 49-yd catch (then longest pass play of '21 for UCF) and 38-yd rush vs. ECU; led UCF with 11 carries for 59 at Navy; then-career-high 101 on 9 carries off bench at Louisville, including runs of 23, 21 and 19; 11 carries for 65, 1 TD (at ECU) in 7 games in '20 as true freshman; 4 KO ret. for '23

**23 Demarkus Bowman** ('22 Florida transfer) 1 GS (Boise St), 3 GP in '23; ran 8 for 46 and 4th-per. 5-yd TD run for final UCF pts vs. Kent St and also caught 2 for 7; ran for 11 on 2nd play from scrimmage vs. Boise St; rushed 1 for 5 vs Villanova; DNP vs. Kansas St, Baylor, Kansas, Oklahoma, West Va or Cincinnati; originally enrolled at Clemson coming out of HS, then transferred to Florida following '20 season; rushed for 81 yds on 14 carries in 5 GP in '21 as RS freshman for Florida; 2 GP as true freshman at Clemson, rushing 9 times for 32 yds; former prep standout at Lakeland HS in Lakeland, FL, with 5,081 career rush. yds

**6 Mark-Antony Richards (GRAD):** ('21 Auburn transfer) 1 career GS in '21; 12 GP in '23; rushed 8 for 33, 1 TD in '23; ran 1 for 7 yds and TD vs. Kent St; ran 1 for minus-1 vs Okla; ran 2 for 10 vs Okla St; 2 for 4 vs Texas Tech; ran 2 for 13 and caught 1 for 4 vs Houston; 12 GP, 1 GS in '21; 3rd-leading rusher for UCF in '21 with 48 att. for 309 and 5 TDs; carried career-high 14 times vs. South Florida for 73 in lone start of '21; came off bench for 104 at SMU on 8 carries—including 58-yd. TD run early in 3rd per.; carried only once vs. Tulane but it came on 2-yd. 4th-down conversion that led to game-winning TD in final period; became star of victory over ECU thanks to game-winning 1-yd. TD run with 23 seconds for come-from-behind win; 20 carries for 76 in 3 games at Auburn as redshirt freshman in '20

**WR 1 Javon Baker:** ('22 Alabama transfer) 24 career GS (13 in '22, 11 in '23, all but Baylor); 1st-team WR pick on All-Big 12 team chosen by league coaches; leading receiver for UCF in '23 with 43 for 966, 6 TD; caught 4 for 59 vs. Kent St and 4 for 73 vs. Boise St; caught season-high 5 for 77 vs. Villanova including 25-yd TD catch; 1 for 10 vs. Kansas St; 3 for 113 vs Baylor including 65 yds for TD; 4 for 85 at Kansas; 5 for 134 vs Oklahoma including TD catches for 86 (4th-longest in UCF history) and 12; 3 for 34 vs West Va including 7-yd TD catch; caught 4 for 93 vs Cincinnati; needed 2 catches vs Okla St for 100 in career; caught 4 for 112 vs Okla St; caught 4 for 118 vs Texas Tech including TD for 71; caught 2 for 59 vs Houston including 57-yd grab; 1st in Big 12 in rec yds per game (80.5) and 2nd in receiving yds (966 yds); 2nd in Big 12 and 3rd in NCAA at 22.47 yds per catch; 4th on career basis among active NCAA players at 17.4 yds per catch; 2nd-team WR on Lindy's, Phil Steele and College Football Network 2023 preseason All-Big 12 teams, 3rd-team by Pro Football Focus; on Senior Bowl watch list; 14 GP, 13 GS (all but ECU) in '22; 2nd-team All-AAC by Pro Football Focus and 4th-team selection by Phil Steele; 2nd-leading receiver with 56 for team-high 796 (9th in AAC), 5 TDs; scored 1st UCF TD in '22 on 12-yd. TD catch from John Rhys Plumlee on way to team-high 5 for team-high 84 in '22 opener vs. S.C. St. in 1st career start; exactly matched his stats from opener with 5 for 84 (both game highs) vs. Louisville; made career- and team-high 7 rec. for 83 vs. FAU including 20-yd TD catch for final UCF pts.; grabbed team-high-tying 6 for career-high 138 vs. SMU including 51-yd. catch; caught team-high-tying 7 for 55 vs. Cincinnati; grabbed 3 for 38 vs. Memphis, including 4th-per. TD catch for 24 that proved to be winning pts.; caught team-high-tying 6 for 101 vs. Navy including 28-yd TD grab; caught 3 for 51 vs. USF including amazing 41-yd grab on final winning TD drive; caught 2 for 49 in Military Bowl vs. Duke including 37-yd grab that marked longest play of day for UCF; announced decision to transfer to UCF from Alabama in June '22; played in 21 games for Tide in '20-'21, including CFP games vs. Cincinnati and Georgia in '21; 7 catches for 101 and a TD in 12 games in '21 at Alabama; played in final 9 games of 1st season at Alabama in '20 following injury to standout Jaylen Waddle; posted first career stats in '20 by catching pair of passes for 15 vs. Arkansas

**15 Tyree Patterson (FR):** Standout wide receiver at Eustis High School in Eustis, Florida; Made 49 receptions for 499 yards and five TDs in six games played in 2022 senior campaign; Caught 53 passes for 1,078 yards and 13 TDs as junior in 2021; Three-time all-area first-team pick; Made 32 receptions for 614 yards and seven TDs as sophomore in 2020; Also played basketball for Panthers; Nephew of former UCF and Eustis star Joe Burnett, a 2022 UCF Sports Hall of Fame inductee and 2008 All-American as cornerback and return specialist; Played for coach Frank Scott.





## OFFENSE

- WR 2 Kobe Hudson (GRAD):** ('22 Auburn transfer) 26 career GS (5 in '21 @Auburn, 10 in '22, 11 in '23--all but Kent St), 12 GP in '23; HM WR pick on All-Big 12 team chosen by league coaches; 2nd-leading UCF rec in '23 with 42 for 853, 7 TDs; second-team pick on College Football Network Midseason All-Big 12 offensive team; caught 4 for 44 vs. Kent St; had career day vs. Boise St with 5 for 134, including 48-yd bomb on 1st play from scrimmage and 53-yd catch to set up only UCF TD on 3rd-and-14 call; had 2nd straight career-best night vs Villanova with 6 for 147 including long of 58; had 1st-down 2nd-per 73-yd TD pass vs Nova called back by penalty; had 5 for 138 vs. Kansas St including TDs for 46 and 69; his back-to-back-to-back 134-, 147- and 138-yard receiving games mark best in consecutive games for UCF since 2020 when Jaylon Robinson hit 100+ in first 4 games; only Big 12 receiver with 3 100-yd receiving games over 1st 4 weeks; 1 for 5 vs Baylor; 1 for 5 vs Kansas; 1 for 23 vs Oklahoma; 3 for 66 vs West Va including TD catches for 34 and 16; 2 for 45 vs Cincinnati; 3 for 96 and 3 TDs vs Okla St, including 75-yd scoring grab; 2 for 52 vs Texas Tech; career-high 9 for 98 vs Houston; 4th in Big 12 in rec yds (71.1 per game); 3rd in Big 12 and 9th in NCAA in yds per catch (20.31); working toward 2nd degree in sociology in fall 2023 semester; 12 GP, 10 GS in '22 including starts in each of last 9 games; 3rd-leading UCF receiver with 39 for 641; led UCF in TD catches with 7; caught 4 for 121 vs. Temple including TD grabs of 25 and 64; caught 5 for team-high 85 vs. ECU including 37-yd catch that was longest gain of night for UCF; caught 5 for team-high 74 vs. Cincinnati; grabbed 6 for team-high 85 vs. Memphis including TD catches for 24 and 13 yds; caught 4 for team-high 98 vs. Tulane in AAC title game including 49-yd 4th-per. TD catch from RJ Harvey for longest UCF play of day; caught 5 for team-high 63 in Military Bowl vs. Duke; 3rd-team preseason All-AAC for '22 by Phil Steele and Athlon Sports; transferred to UCF in January '22 after spending '20 and '21 seasons at Auburn; leading receiver at Auburn in '21 with 44 for 580, 4 TDs; career-best 8 for 107 vs. Mississippi State; made 3 catches for 33 vs. Alabama, with 15-yd TD reception; played in every game in '20 as true freshman; had 3 for 29 in Citrus Bowl vs. Northwestern
- OR 80 Trent Whittemore (GRAD):** ('23 Florida transfer) 10 career GS (8 in '21 @Florida, 2 in '23 @UCF--Kent St, Baylor), 12 GP in '23; caught 3 for 36 vs West Va; played in 7 games in '22; 2 catches for 31 (long of 17) at No. 11 Tennessee; started at WR in 8 of 10 appearances in '21; career-high 4 for 36 vs. Kentucky and 4 for 35 vs. Alabama; appeared in 7 games at WR in '20; 8 catches for 81 yds in regular season, then 2 for career-high 47 in Cotton Bowl vs. Oklahoma; played 2 games as true freshman and redshirted in '19; played SAF, CB, WR and QB for Buchholz HS in Gainesville, FL, where he started from freshman year on; played for coach and father Mark Whittemore who played WR at UCF in 1991-94 and made 100 career catches for 1,908 yds; mother, grandfather and great-grandfather all attended Florida; mother Missy played volleyball for Florida from 1992-95, earning All-SEC honors in 1993, 1994 and 1995
- 16 Stephen Martin: 12 GP in '23;** former walk-on UCF WR contributor was awarded scholarship prior to '23 season; played in 12 games in '22; caught 2 passes for 46 vs. Temple, including 34-yd grab; caught 4-yd jump pass for TD from Isaiah Bowser vs. Memphis; appeared 7 games on special teams and at WR as redshirt freshman in '21; worked with scout team during true freshman season in '20; played at Bishop Moore HS in Orlando; earned '20 and '22 AAC All-Academic Team honors
- WR 3 Xavier Townsend: 10 career GS (1 in '22, 9 in '23--Kent St, Villanova, Kansas State, Baylor, Kansas, Oklahoma, Okla St, Texas Tech, Houston), 10 GP in '23 (DNP vs West Va or Cincinnati); 3rd-leading rec in '23 with 31 for 316, 3 TDs; rushed 15 for 163 in '23; made 2nd career start vs. Kent St and caught team-high 5 for team-high 81 (1st time in career he led team in receiving yds) and a 9-yd 1st-per TD; also rushed 1 for 28 vs. Kent St; caught 1 for 5 vs. Boise St; rushed 2 for 1 vs Villanova and had 6 punt returns for 94 with long of 29 (had one TD return of 92 called back by penalty); caught 4 for 36 vs Kansas St and ran 2 for 10; caught 4 for 27 vs Baylor including 6-yd TD grab, also had 1 rush for 20; caught 1 for 8 and ran 2 for 14 vs Kansas; caught 5 for 33 and ran 2 for 38 at Oklahoma; started and caught 2 for 46 vs Okla St including 37-yd grab on 1st play from scrimmage; caught 4 for 38 and ran 1 for 11 vs Texas Tech; caught 5 for 42 and 27-yd TD vs Houston while running 2 for 1; 2nd-team preseason All-Big 12 for 2023 as punt returner by Athlon Sports, Phil Steele and Pro Football Network; 14 GP, 1 GS (Duke in Military Bowl) in '22; 3rd-team All-AAC pick as punt returner by Phil Steele; 6 catches for 53 vs. FAU; grabbed 2 for 19 vs. Tulane in AAC title game; made 1st career start vs. Duke in Military Bowl and caught team-high 7 for 25; true freshman is former standout slotback at Berkeley Prep School in Tampa, FL; led Bucs to 12-1 record and championship game of '21 Fla. 3A playoffs; high school teammate of UCF LB TJ Bullard**
- 19 Jarrad Baker (GRAD): 2 GS (West Va and Cincinnati), 11 GP in '23 (all but Kansas St); 1 catch for minus-1 vs Villanova; caught 1 for 2 at Oklahoma; made 1st career start vs West Va and led team with 4 catches for 43; caught 1 for 3 vs Cincinnati; working toward 2nd degree in fall 2023 semester;** working toward second TBD degree in fall 2023 semester; 26 previous game appearances; 12 GP in '22 (all but FAU and regular season Tulane game), working mainly on special teams; 10 GP in '21
- TE 82 Alec Holler (GRAD): 24 career GS (13 in '22, 11 in '23-all but Kan St), 12 GP in '23; UCF nominee for Burlsworth Trophy that goes to player who began as walk-on; caught 22 for 225, 2 TDs in '23; caught 2 for 21 vs. Kent St, including 18-yd 2nd-per TD catch; 1 for 16 on game-winning FG drive vs. Boise St; 3 for 38 vs Baylor; 3 for 19 vs Kansas including 13-yd grab for 1st UCF TD; 2 for 18 vs West Va; 1 for 3 vs Cincinnati; 2 for 45 vs Okla St including season-best 38-yd grab; 3 for 21 vs Texas Tech; season-high and career-high-tying 5 for 44 vs Houston including grabs on 3 straight plays; 1 of 6 team captains for '23; working toward master's degree in educational leadership in fall '23 semester;** boasts 20 starts on his resume; originally came to UCF as walk-on and was awarded scholarship in June '21; 14 GP, 13 GS (all but Temple) in '22; caught 22 for 276, 1 TD in '22; 3 for 115 vs. FAU including 64-yd grab that ranked as longest UCF play in '22; grabbed 2 for 14 at Memphis, including 10-yd catch and summersault in final minutes on 3rd and 9 that resulted in 1st down and clinched victory; grabbed 4 for 32 vs. USF including stunning game-winning 14-yd TD catch with 20 seconds to go; 13 GP, 8 GS in '21; started vs. Navy, then in final 7 games including Gasparilla Bowl vs. Florida; caught 19 for 192 and 3 TDs; caught 4 for career-high 87 vs. Temple, including TD grabs of 13 and 33; led UCF with 5 PC vs. Navy for 35 in 1st career start; 2 PC for 29 in '21 opener vs. Boise St. (first 2 catches of career), including 23-yd. 2nd-per. TD catch; played 9 games in '20; DNP in '18 or '19; originally came to UCF as walk-on; younger brother Max also is a UCF TE; member of AAC All-Academic Team: graduated from UCF in August '22 with degree in real estate
- 13 Randy Pittman: 1 GS (Kansas St), 12 GP in '23; HM off freshman of the year pick on All-Big 12 team chosen by league coaches; caught 19 passes for 215 yds, 1 TD in '23; caught 3 for 21 vs. Kent St in 1st game appearance; grabbed 2 for 13 vs Villanova; made 1st career start vs. Kansas St and caught 2 for 24; caught 1 for 35 vs Baylor; caught 2 for 29 vs Kansas including 23-yd grab for last UCF TD; caught 2 for 50 at Oklahoma including 33-yd grab on final UCF TD drive; caught 3 for 26 vs West Va; 1 for 5 vs Cincinnati; 1 for 0 vs Okla St; 1 for 6 vs Texas Tech; 1 for 6 vs Houston** True freshman played TE as well as taking snaps at QB, RB, FB and WR at Mosley HS in Lynn Haven, FL; 1st-team FL 4A all-state in 2022 by FloridaHSFootball.com; enrolled at UCF in January '23
- 85 Zach Marsh-Wojan (GRAD):** ('20 Sacramento City College transfer) 5 career GS (4 in '22; 1 in '23-Boise St), 12 GP in '23; 1st career catch was 21-yd. 4th-per. TD grab in '22 opener vs. S.C. St.; 1st career regular-season starts vs. Louisville, FAU and Georgia Tech as UCF opened with double TE set; 4 GP in '21; played in 10 games in '20 as TE and with special teams; 36 catches for 502 in '19 at Sacramento City





## OFFENSE

- LT 71 Tylan Grable (GRAD):** ('22 Jacksonville State transfer) **43 career GS (11 in '20, 6 in '21 @Jacksonville St, 14 in '22, 12 in '23 @UCF) including 26 straight; 12 GS in '23; HM OL pick on All-Big 12 team chosen by league coaches; 3rd-team OL on Lindy's '23 preseason All-Big 12 team; on Senior Bowl watch list; working toward 2nd degree in sociology in fall '23 semester;** 14 GS in '22; 3rd-team pick on Pro Football Focus All-AAC team; rushed 1 for 5 vs. Temple, nearly scoring a TD; HM selection on 2022 Midseason All-America squad by Pro Football Network; former All-America OL was unanimous pick on ASUN Conference all-league squad for '21; 2nd-team AFCA FCS All-American in fall '20/spring '21; 1st-team all-Ohio Valley Conference, HERO Sports Sophomore All-American, Stats Perform 2nd-team All-America; started 11 games in combination fall '20/spring '21 season, as team finished 10-3; played in 12 games on OL and at TE in '19 for Gamecocks as team ranked 14th nationally at 296 passing yds per game; sat out '18 campaign as redshirt
- LG 76 Adrian Medley (GRAD):** **6 career GS (1 in '21, 5 in '23); 5 GS (Villanova, Cincinnati, Okla St, Texas Tech, Houston), 7 GP in '23 (also Kent St, Boise St); working toward 2nd degree in interdisciplinary studies in fall '23 semester;** did not see '22 game action as redshirt junior; appeared in 5 games in '21, starting once at offensive guard, as redshirt sophomore; made first career start at Louisville; appeared in 1 '20 game on OL as redshirt freshman; appeared in one '19 game while working with scout team as true freshman; made collegiate debut vs. Florida A&M.  
**72 Marcellus Marshall ('23 Kent State transfer) 23 career GS (12 in '22 @Kent St., 11 in '23 @UCF); 11 GS, 12 GP in '23; 2nd-team pick on College Football Network Midseason All-Big 12 offensive team; shifted to start at LG vs. Kansas St, Baylor, Kansas, Oklahoma and West Va;** 1st-team '22 All-MAC selection as redshirt freshman OT, started all 12 games as OL paved way for top rushing attack in MAC; saw action in 3 games in true freshman season in '21 as Kent State eventually earned berth in Famous Idaho Potato Bowl; started at both OT and DT as senior at Morgantown HS in Morgantown, WV; CoSIDA Academic All-District pick in '22 as construction management major with 3.65 GPA at Kent State  
**70 Ed Collins (GRAD): 13 career GS (3 in '19, 10 in '20); 11 GP in '23—all but Houston; 14 GP in '22;** 14 GP in '22; 13 GP in '21; played reserve role in all 13 games in '21; 10 starts in '20; 11 games and 3 starts in '19; graduated from UCF in '22 with degree in human communication and pursuing master's degree in integrated business
- C 54 Bula Schmidt ('23 Fresno State transfer) 36 career GS (4 in '19, 13 in '21, 14 in '22 @Fresno St, 5 in '23 @UCF); 5 GS (Kent St, Boise St, Kansas, Oklahoma, West Va at C) in '23, 7 GP (also Baylor, Houston); DNP vs Villanova, Kan St, Cincinnati, Okla St, Texas Tech;** 14 GS at center for Bulldogs in '22, helping Fresno State to 10-4 record and final No. 24 AP ranking, 9 straight wins to end '22 season, Mountain West title game victory over Boise State and Jimmy Kimmel Bowl win over Wash. St.; 2nd-team All-Mountain West honors by vote of league coaches and from Phil Steele; 13 GS at different areas of OL in '21: first 2 games at RG, next 8 at center, moved to LG for New Mexico game, then final 2 back at center; 6 GP as sophomore as special teams contributor and also saw limited action on OL in '20; 7 GP, 4 GS as freshman in '19; played for O'Dea HS in Seattle, WA  
**52 Caden Kitler: 2 GS (Kansas St and Baylor), 5 GP (also Kent St, Villanova, Okla St) in '23; made 1st career starts at C vs. Kansas St and Baylor;** Saw lone '22 game action vs. Temple as true freshman; standout offensive and defensive lineman—playing center and tackle--at John Paul II HS in Plano, TX
- RG 77 Lokahi Pauole (GRAD):** **47 career GS, most on UCF offense (8 in '20, 13 in '21, 14 in '22, 12 in '23) including 39 straight, 2nd most on team; made 1st career starts at C vs Okla St, Texas Tech, Houston after lone previous experience at C was 7 snaps vs FAU in '22; HM OL pick on All-Big 12 team chosen by league coaches; All-Big 12 OL selection for '23 by USA Today Sports Network; 1 of 6 team captains for 2023; selected to Outland Trophy watch list for '23 (2nd straight year) and watch list for Polynesian Player of Year; 2nd-team OG pick on '23 preseason All-Big 12 teams by Phil Steele and Pro Football Focus, HM by College Football Network; working toward second degree in sociology in fall '23 semester;** 14 GS in '22; 1st-team All-AAC selection in '22 by vote of league coaches, Pro Football Network and Phil Steele; 2nd-team All-AAC by Pro Football Focus; on '22 watch list for Outland and Polynesian awards; 1st-team '22 preseason All-AAC by Lindy's and Phil Steele, 2nd team by Athlon Sports; 13 GS in '21; 2nd-team All-AAC in '21 by vote of league coaches and by Phil Steele; 3rd-team selection on Pro Football Focus All-AAC team for '21; started every game at RG in '21; 10 games, 8 starts in '20; 8 games in '19 as true freshman; member of AAC All-Academic Team  
**55 Cam Kinnie: ('22 Georgia transfer) 3 GP (Kent St, Villanova, Okla St) in '23;** 4 GP in '22; played vs. S.C. St., FAU, SMU, Temple; did not see game action in '20 or '21 while working with Bulldog prep teams as interior OL--as Georgia claimed '21 CFP title; played on both offensive and defensive lines for Collins Hill HS in Suwanee, GA  
**70 Ed Collins (GRAD): 13 career GS (3 in '19, 10 in '20); 11 GP in '23; 14 GP in '22;** 14 GP in '22; 13 GP in '21; played reserve role in all 13 games in '21; 10 starts in '20; 11 games and 3 starts in '19; graduated from UCF in '22 with degree in human communication and pursuing master's degree in integrated business
- RT 78 Amari Kight (GRAD):** ('23 Alabama transfer) **9 GS, 12 GP in '23; made 1st career starts at RT in all 9 Big 12 contests; working toward 2nd degree in interdisciplinary studies in fall '23 semester;** Alabama's backup LT, 12 GP in 2022, including with FG and PAT units as redshirt junior; saw time on '21 Tide OL in 7 games as redshirt soph; played briefly off bench in CFP semi vs. Cincinnati at Cotton Bowl; saw 1st minutes of '20 redshirt freshman season vs. Miss. St. and followed that with 7 snaps vs. Kentucky; saw first career action vs. Western Carolina in 2019, then redshirted at end of season; anchored OL at Thompson HS (Alabaster, AL); earned degree from Alabama and is pursuing 2nd degree at UCF in interdisciplinary studies from College of Undergraduate Studies  
**69 Paul Rubelt: 12 GP in '23;** 14 GP in '22; 3 GP in '21; saw action in '21 vs. Memphis, Temple and Gasparilla Bowl vs. Florida; played 9 games as reserve OL in '20 as true freshman; dean's list student and member of AAC All-Academic Team; president of UCF SAAC for 2023-24



## DEFENSE

- DE 88 Josh Celiscar:** 38 career GS (2 in '20, 10 in '21, 14 in '22, 12 in '23) including 36 straight (3rd-longest streak on team); 2-time team captain; #6 UCF tackler through 12 games with 44; HM pick on College Football Network Midseason All-Big 12 defensive team; had career-best 7 tackles including 1.5 TFL vs. Kent St; added 7 tackles vs. Boise St; tied for team high with 6 vs Villanova; had 3 vs. Kansas St; had 6 vs Baylor; had 7 vs Kansas to tie career high, including 2 TFL; had 4 vs West Va; 3 vs Cincinnati; 1 of 6 team captains for '23; on Senior Bowl watch list; 14 GS in '22; HM All-AAC pick in '22 by Pro Football Network; 1 of 5 team captains in '22 and only junior among the 5; finished tied for 3rd in tackles for UCF in '22 with 54, including 3 games with 6 (Louisville, Temple, Cincinnati); 1 sack for 8 that resulted in 3rd-per. safety vs. Cincinnati; named AAC Def. Player of Week for play vs. Cincinnati; 5 tackles vs. Duke in Military Bowl; 13 GP, 10 GS in '21; starter at end in final 10 games in '21; 2nd in AAC in FR with 2; 5 tackles, 1 FF and 1 TFL vs. SMU; 3 tackles and a FR vs. Cincinnati; career-high 5 tackles, a FR and a sack for 4 in start vs. ECU; 16 tackles, 4.5 TFL in 10 games, 2 starts in '20 as true freshman; had INT, FC and FR vs. Ga. Tech in collegiate debut; dean's list student
- 51 Malachi Lawrence:** 12 GP in '23; HM DL pick on All-Big 12 team chosen by league coaches; 26 tackles including 10 sacks for 66 yds in '23; ranks 4th in Big 12 at .62 sacks per game; 2 solo tackles vs. Kent St; had late sack for minus-5 vs Boise St; 1 sack for 10 vs Baylor; 3 tackles vs Kansas, including 1 sack for 12 and 1 TFL for 8; 5 tackles including a sack and QBH vs Oklahoma; 5 tackles, 1 PBU, 1 QBH vs West Va; 5 tackles including 1.5 sacks and another .5 TFL vs Cincinnati; 4 tackles vs Houston including 1 sack for 7, 1 TFL for 2, 1 QBH; Saw game action in '22 as redshirt freshman vs. So. C. St., regular-season contest at Tulane and Navy; spent true freshman season in '21 working with scout team
- 33 Kaven Call:** 12 GP in '23; 2 solo tackles vs. Kent St; true freshman; 4-yr starter at Apopka HS in Apopka, FL; 1st-team Florida 4M all-state in '22; led Apopka to '22 Florida 4M state title game; enrolled in Jan. '23 and participated in spring drills
- DT 2 Lee Hunter:** ('22 Auburn transfer) 12 career GS in '23; HM DL pick on All-Big 12 team chosen by league coaches; 3rd-leading UCF tackler in '23 with 64; has made more tackles in '23 than any other DT in the nation, according to Pro Football Focus; HM pick on College Football Network Midseason All-Big 12 defensive team; in 1st career start vs Kent St led team with 8 tackles (5 solo); 4 tackles vs Boise St; 5 vs Villanova; 6 vs Kansas St; career-high 9 vs Baylor including 1 sack for 18; 2 stops vs Kansas; 5 tackles including 2.5 TFL and a sack for 8 vs Oklahoma; 3 tackles vs West Va; 7 tackles including 1.5 TFL vs Cincinnati; team-high 8 tackles vs Okla St including 2 TFL for 5; played key role in holding leading rusher in nation, Okla St's Ollie Gordon II, to 25 yards on 12 carries; 6 tackles including career-high 2 TFL for 6 vs Houston; 13 GP in '22 (all but S.C. St.); 1 asst. vs. Louisville in 1st collegiate game; 2 tackles, 1 sack for 7 vs. FAU; 3 solo vs. ECU; did not play in a game at Auburn in '21; enrolled at Auburn in January '21 and participated in Auburn's '21 spring drills; recorded 54 tackles, 20 TFL, 4.5 sacks as senior in '20 at Blount HS in Mobile, AL; 1st team AHSAA Class 6A all-state in '20
- 55 John Walker:** 1 GS (Kansas), 12 GP in '23; HM def freshman of the year pick on 2023 All-Big 12 team chosen by league coaches; named to On3 Defensive True Freshman All-American Team; 23 tackles, 5 TFL, 2 QBH in '23; 2 tackles vs Kent St in 1st collegiate appearance; 1 asst tackle vs Boise St; 5 tackles, 2 TFL vs Villanova; 1 TFL vs. Baylor; named to Pro Football Focus College Football Team of the Week for his play vs Villanova; made 1st start at Kansas and made 3 tackles; 3 tackles vs West Va; 2 tackles including .5 sack and .5 TFL vs Cincinnati; named to On3 Midseason True Freshman All-American Team; 4 tackles including .5 TFL vs Okla St; '23 Athlon Sports listed him 95th nationally among incoming recruits, 26th among DL and 14th among Big 12 signees; 4-star DL for Osceola HS in Kissimmee, FL; named defensive player of year on Orlando Sentinel Varsity all-area team for '22; 1st-team Florida 4S all-state in '22 by FloridaHSFootball.com; played in Under Armour All-America all-star game in January '23 in Orlando
- DT 5 Ricky Barber (GRAD):** ('21 Western Kentucky transfer) 45 career GS (12 in '20, 10 in '21 @Western Kentucky, 14 in '22, 9 in '23 @UCF); DNP vs Villanova, Kansas, Okla St; 13 tackles, 2 TFL, 1.5 sacks in '23; set tone for win vs. Kent St with 3rd-down sack on 1st Kent St possession; 3 tackles (1 solo) and 1 PBU vs. Boise St; 1 tackle vs Baylor; returned to start vs Oklahoma and made 2 tackles; 2 tackles including .5 sack vs Cincinnati; 2 vs Texas Tech; 1 of 6 team captains for '23; 2nd-team DL on Lindy's '23 preseason All-Big 12 team and 3rd-team DL selection by Phil Steele, Athlon and Pro Football Focus; on Senior Bowl watch list; working toward second degree in sociology in fall '23 semester; played for current UCF DL coach Kenny Martin at Western Kentucky; boasts 36 career starts—24 at UCF, 12 at Western Kentucky; 14 GS in '22; honorable mention All-America pick for '22 by Pro Football Network; 1st-team All-AAC selection in '22 by vote of league coaches, PFN and Phil Steele; 2nd-team All-AAC selection by Pro Football Focus; finished 8th on UCF tackle list with 49; 2nd in TFL with 9; 4 tackles, half a sack and 2 QBH vs. Louisville; 4 tackles, 2 PBU, 1 QBH vs. Cincinnati; career-high and team-high-tying 13 tackles vs. Navy including 1 sack for 5 and 2 TFL for 6; 5 tackles, 1.5 TFL for 1 in Military Bowl vs. Duke; 2nd-team preseason All-AAC for '22 by Athlon Sports and Lindy's, 3rd team by Phil Steele; 11 GP, 10 GS in '21; started all but Navy, ECU and Cincinnati games; DNP vs. Navy or ECU; season-high 5 tackles and 1.5 sacks vs. South Florida; HM all-C-USA in '20 with 51 tackles, 4 sacks, 27 hurries as redshirt freshman; '20 FWAA Freshman All-America
- 56 Matt Alexander:** 2 career GS (Villanova, Okla St), 12 GP in '23; 12 tackles, 1 sack in '23; 3 tackles, 1 sack, 1 QBH in 1st career start vs Villanova; 1 solo vs Kansas St; 1 solo vs Kansas; 1 asst vs West Va; 1 asst vs Cincinnati; 4 tackles in start vs Okla St; 14 GP in '22; made 10 tackles; 2 asst. vs. S.C. St.; 2 assts. vs. Duke in Military Bowl; did not see game action in '21 as true freshman
- BUCK 3 Tre'mon Morris-Brash:** 29 career GS (4 in '20, 13 in '22, 12 in '23); 1st-team DL pick on '23 All-Big 12 team chosen by league coaches and also HM DL of the year pick; 50 tackles, 18.5 TFL for 94, 8.5 sacks for 71, 4 QBH in '23; his 56.5 career TFL are most of any active FBS player; his 251 career TFL yds rank 3rd among active players and 26 sacks and 185 sack yds are both 4th among active players; UCF team leader in TFL in '23 with 18.5 for 94; leads Big 12 in TFL and ranks 5th nationally (1.5 per game); 2nd in Big 12 in sacks (16th nationally) with 0.71 per game; had 3 TFL in 3 different games in 2023 (Boise St, Villanova, Baylor); 2nd-team pick on College Football Network Midseason All-Big 12 def team; 3 tackles and 1.5 TFL vs. Kent St.; 4 tackles, 1 sack, 3 TFL for 13 and 1 QBH vs. Boise St; 4 tackles, 1 sack, 2 TFL vs Villanova; 2 tackles, 1 sack, 1.5 TFL vs Kansas St; 6 tackles, 2 sacks, 3 TFL for 25 vs Baylor; 3 tackles vs Kansas; 8 tackles including a sack for 5 and another TFL vs Oklahoma; 6 tackles vs West Va; 5 tackles including 2.5 sacks vs Cincinnati; 2 tackles and .5 TFL vs Okla St; 2 tackles and 1 TFL vs Texas Tech; 5 tackles, 1 sack for 9 vs Houston; 3rd-team DE pick on '23 preseason All-Big 12 team by Phil Steele and Pro Football Focus; on Senior Bowl watch list; 13 GS in '22 (all but Military Bowl vs. Duke); 1st-team All-AAC selection in '22 by vote of league coaches and by Phil Steele; 2nd-team All-AAC by Pro Football Network; 3rd-team All-AAC by Pro Football Focus; 5th on UCF tackle list for '22 with 52; led UCF in TFL (13) and sacks (6), with twice as many sacks as any other UCF player; 6 tackles, 1.5 TFL 1 PBU, 2 QBH vs. FAU; 3 tackles, 1 sack, 1.5 TFL and 2 fumble



## DEFENSE

returns for 104 including 1 for 90 vs. Georgia Tech; 6 tackles, 1 sack, 2 TFL, 1 FF, 1 QBH and also recorded a safety vs. SMU by tackling QB in end zone; 6 tackles, 1 sack for 7, 2.5 TFL for 9 and 1 PBU vs. ECU; 6 tackles vs. Navy; 8 tackles, 1 TFL for 1 and also had sack on 2-pt. conversion att. by USF; DNP vs. Duke in Military Bowl due to injury; 3rd in AAC and 22nd (tie) nationally in FRs (2); 2nd-team preseason '22 All-AAC by Athlon Sports and Phil Steele; 11 GP in '21; HM selection on Pro Football Focus All-AAC team for '21; played reserve role in last 11 games in '21: DNP vs. Boise St., or Bethune-Cookman; season-high 5 tackles, 1 sack and 3 TFL vs. South Florida including game-ending stop of USF quarterback Timmy McClain; 26 tackles, 6 TFL, 3.5 sacks in 10 games, 4 starts in '20; 25 tackles, 9 TFL, 3 sacks in 13 games in '19

**12 Shaun Peterson Jr.:** ('23 transfer from Florida International) **10 career GS in '22 @Fla International; 11 GP in '23 (all but Texas Tech); 13 tackles, 1 sack in '23; 1 solo tackle in 1st UCF appearance vs. Kent St; season-high 4 tackles vs Oklahoma; 4 tackles, 1 sack, 1 FF vs West Va; 3 tackles vs Cincinnati;** played RB for 4 seasons and then LB in '22 at Florida International; appeared and started in 10 games in '22 in 1st season playing OLB; led team in sacks with 6; logged 28 tackles (15 solo) including 8 TFL; 217 rushing yds and 2 TDs on 58 carries in '21; saw action in 10 of 11 games in '21; tallied season-best 40 yds on 9 carries at Central Michigan; played in 3 games for Panthers in '20 prior to suffering season-ending injury; earned 188 rush yds and 2 TDs in three games played; vs. Middle Tennessee rushed for 117 yds and 2 scores including career-long run of 63 yds vs. Blue Raiders; played in all 13 games for Panthers as sophomore in '19, with most action coming on special teams; appeared in 2 games at RB in '18, recording 11 carries for 41 yds; out of Nova HS in Fort Lauderdale, FL; ran for 1,234 yds and 17 TDs as senior

**MIKE27 Walter Yates III (GRAD):** ('22 Savannah State transfer) **29 career GS (10 in '19, 2 in '20, 3 in '21 @Savannah State; 3 in '22, 11 in '23 @ UCF—all but Kansas); 2nd on UCF tackle list with 77 in '23; 7 tackles vs. Kent St; 6 tackles, 1 TFL vs Boise St; 3 vs. Villanova; 4 vs Kansas St; 5 vs Baylor; team-high 10 tackles vs Oklahoma; 6 tackles vs West Va; career-high 13 vs Cincinnati; 2 tackles vs Okla St to reach 200 in his career; team-high 9 (all solo) vs Texas Tech; team-high 12 vs Houston; 14 GP, 3 GS (FAU, Navy, Duke in Military Bowl) in '22; finished tied for 3rd on UCF in tackles with 54; team-high 7 tackles, 5 solo, 1 TFL vs. S.C. St.; 6 tackles, half a sack at Tulane; started vs. Navy and had 11 tackles, half a sack for 4, 1.5 TFL for 5; started vs. Duke in Military Bowl and made 9 tackles (6 solo); played '18-'21 seasons at Savannah State; played in 1st 3 games of '21 season, recording 2 tackles before sitting out remainder of year after suffering torn biceps; Savannah State did not play football in fall '20 due to COVID-19 pandemic and instead played shortened spring season in '21; as sophomore in '19 had his most productive season, totaling team-high 61 tackles to go with 9.5 TFL, 2.5 sacks and 3 INTs; played in 9 games as true freshman in '18 and recorded 58 tackles, 7 TFL; played at Gulf Breeze HS in Gulf Breeze, FL**

**30 Kam Moore:** Appeared in nine games as a freshman, starting the regular-season matchup at Tulane; He had two tackles, one tackle for loss and a forced fumble in that contest; Made four tackles vs. Navy; Logged two tackles vs. Duke in Military Bowl; Finished the season with 10 tackles, including six solo stops

**WILL0 Jason Johnson (GRAD):** ('22 Eastern Illinois transfer) **UCF leader with 49 career GS (6 in 19, 6 in '20, 11 in '21 @Eastern Ill., 14 in '22, 12 in '23 @UCF) including team-high 49 straight; 2nd-team LB pick on All-Big 12 team chosen by league coaches; his 463 career tackles lead all active Big 12 players; #1 on UCF team in '23 with 101 tackles (3rd in Big 12 at 8.4 per game) for 3rd straight season with 100+ tackles; became 1st UCF player with back-to-back 100-tackle seasons since Clayton Geathers and Terrance Plummer did it in '12 and '13; 2nd-team pick on College Football Network Midseason All-Big 12 defensive team; 3 tackles vs. Kent St; led UCF with 8 tackles vs Boise St; team-high-tying 6 vs Villanova; team-high 12 (all solo) vs Kansas St; career-high-tying 15 vs Baylor; had team-high 8 at Kansas, including 1 TFL; 9 tackles vs Oklahoma; team-high 11 tackles vs West Va; 8 vs Cincinnati; 5 tackles vs Okla St including 1 sack for 11; 8 vs Texas Tech; 8 including career-high 2 sacks for 16 vs Houston; career mark of 8.73 tackles per game ranks 5th among active NCAA players; 1 of 6 team captains for '23; 1st-team LB on Lindy's, Phil Steele and Pro Football Focus '23 preseason All-Big 12 teams, 3rd-team by College Football Network; on watch lists for Nagurski, Butkus and Bednarik awards; named '22 AAC Football Scholar-Athlete of the Year; semifinalist for '23 NFF Campbell Trophy to top student-athlete nationally based on 3.64 GPA; working toward 2nd degree in sociology in fall '23 semester; 14 GS in '22; 1st-team All-AAC selection in '22 by vote of league coaches and by Phil Steele; 2nd-team All-AAC by Pro Football Network; finished as leading UCF tackler with 126 (more than 2X as many as any other UCF player); ranked 31st nationally and 3rd in AAC at 9.0 tackles per game; team-leading 12 tackles (9 solo) vs. Louisville; game-high 15 tackles at ECU, plus 1 QBH; team-high 13 tackles vs. Memphis; had team-high-tying 13 vs. Navy including half a TFL for 1; made team-high 11 at USF; 3rd in AAC and 22nd (tie) nationally in fumble recoveries (2); transferred to UCF from Eastern Illinois where he was 2-time FCS All-American; started every game at LB (6 in '20 and 11 in '21) his last 2 yrs at Eastern Illinois; 1st-team All-Ohio Valley Conference linebacker in '20 and '21; led Ohio Valley Conference in tackles in '21 with 112; named to Hero Sophomore All-America team in both '20 and '21; recovered 4 fumbles in '21 to tie for FCS lead and also had 8 TFL; started all 6 games of '20 campaign that was played in spring '21; made 66 tackles and had 6 TFL, 1 sack and 1 FF, leading Ohio Valley Conference in tackles per game and ranking 9th in FCS; played in 10 games and started 6 times as true freshman in '19; named 2nd-team Freshman All-American by Phil Steele for '19; played LB and WR at Rich Central HS in Olympia Fields, IL**

**16 T.J. Bullard:** **7 GP in '23 (DNP vs West Va, Cincinnati, Okla St); 1 asst tackle vs. Kent St;** did not see game action as true freshman LB in '22; led Berkeley Prep HS in Tampa, FL, to 12-1 record and championship game of '21 Florida 3A playoffs; father is WWE star Titus O'Neil who played defensive end (44 game appearances) at Florida ('97-'00) as Thaddeus Bullard for Gator coach Steve Spurrier; high school teammate of UCF receiver Xavier Townsend

**STAR 9 Jireh Wilson (GRAD):** ('23 East Carolina transfer) **27 career GS (9 in '20, 7 in '21, 7 in '22 @East Carolina, 4 in '23 @UCF); 4 GS (Villanova, Kansas, West Va, Okla St), 11 GP in '23 (all but Houston); 41 tackles in '23; 4 asst tackles vs. Kent St.; 2 solo tackles each vs Boise St and Villanova; made 1st UCF start vs Villanova; 2 tackles, 1 PBU vs Kansas St; 3 tackles vs Baylor; 7 tackles vs Kansas; 4 vs Oklahoma; 6 tackles vs West Va; 5 tackles vs Cincinnati; 4 tackles, 1 forced fumble vs Okla St; 2 vs Texas Tech; 13 GP, 7 GS in '22; 7th in total tackles with 48; 3rd-team pick on Pro Football Focus '22 All-AAC squad, 4th-team selection by Phil Steele, HM by Pro Football Network; AAC Defensive Player of the Week (Oct. 24) following '22 performance vs. UCF after posting 3 tackles with interception and FR; 12 GP, 7 GS in '21; 44 with stops (18 solo); 9 GS in '20 with 70 stops (42 solo), 6.5 TFLs (minus-26 yards), 3.5 sacks (minus-16 yards); 12 GP in '19, 28 tackles (16 solo); 3 GP in '18 as redshirt; played at Northside HS in Jacksonville, NC**





**DEFENSE**

**4 Braeden Marshall: 3 GS (Cincinnati, Texas Tech, Houston), 12 GP in '23; 21 tackles, 2 TFL, 1 INT in '23; 3 tackles vs. Kent St in 1st collegiate appearance; 2 solo tackles vs. Boise St; 1 PBU vs Villanova; 2 solo tackles vs Baylor; 3 tackles vs Oklahoma; 2 tackles vs West Va; 4 tackles including 1 TFL in 1st career start vs Cincinnati; 1 tackle and an INT for 10 vs Okla St; 3 in start vs Texas Tech; 1 tackle in start vs Houston; enrolled at UCF in Jan. '23 and participated in '23 spring football drills; 4-star CB at Lake Mary High School in Lake Mary, FL**

**CB 11 Decorian Patterson (GRAD) ('23 Middle Tennessee State transfer) 29 career GS (1 in '19, 8 in '20, 4 in '21, 13 in '22 @Middle Tennessee, 3 in '23 @UCF--Okla St, Texas Tech, Houston), 11 GP in '23 (DNP vs Kansas St); 16 tackles, 2 PBU in '23; 1 asst tackle vs Villanova; 1 solo vs Baylor; 2 tackles vs Oklahoma; 2 tackles vs Cincinnati; season-high 5 tackles, 2 PBU vs Okla St; season-high-tying 5 tackles vs Texas Tech; 3rd-team CB pick on '23 preseason All-Big 12 team by College Football Network, 4th-team by Phil Steele; on Senior Bowl watch list; working toward 2nd degree in interdisciplinary studies in fall '23 semester; 13 GS as redshirt junior in '22; 4th on team with 65 tackles to go with 7 INTs, 12 pass breakups and a blocked kick; led Conference-USA and nation in interceptions; HM All-Conference-USA; 7 tackles and career-best 2 INTs vs. UTSA and 8 stops and PBU vs. Western Kentucky; 8 tackles at FIU to go with 2 INTs and 2 PBUs; 13 GP, 4 GS as redshirt soph in '21 with 27 tackles to go with an INT, 7 PBU and a FR; 8 GS as redshirt soph in '20; tied for 5th on team with 43 tackles, including 5 TFLs, 2.5 sacks, 5 PBU, an INT, FR and FF; 12 GP, 1 GS as redshirt freshman in '19; 39 tackles, including 3 TFLs and team-high 6 PBUs; 4 GP and was redshirted as true freshman in '18; lettered in football and basketball at Leesburg High School in Leesburg, FL**

**CB 31 Brandon Adams: 19 career GS (6 in '21, 4 in '22, 9 in '23); 12 GP in '23; 17 tackles, 4 PBU in '23; 1 PBU vs. Kent St; 2 solo tackles and 1 TFL vs Boise St; 3 vs. Kansas St; 1 asst, 1 PBU vs Baylor; 3 tackles vs Kansas; 2 tackles vs Oklahoma; 2 tackles vs Cincinnati; 2 tackles off bench vs Okla St; 1 tackle off bench vs Houston; 14 GP, 4 GS (S.C. St., Louisville, Ga. Tech, Duke in Military Bowl) in '22; 4 solo off bench vs. FAU; 4 tackles off bench vs. Cincinnati; 5 tackles and half a TFL off bench at Tulane; 5 tackles vs. Duke in start in Military Bowl; 12 GP, 6 GS in '21; made 1st career start vs. ECU and had season-best 6 tackles; lone true freshman on def. depth chart**

**SAF 21 Nikai Martinez: 12 career GS in '23; tied for team lead in INTs with 3; 4th on team with 50 tackles, 3 INTs in '23; 2 solo tackles and 1 PBU in 1st collegiate start vs. Kent St; 3 solo tackles and 1 TFL for 5 vs Boise St; 2 tackles and an INT with 42-yd ret vs Villanova; 6 tackles vs Kansas St; 5 tackles vs Baylor; 4 vs Kansas; 6 vs Oklahoma; 5 vs West Va; 4 and INT at UCF goal line late in 1st half vs Cincinnati; 4 vs Okla St; 6 and INT for 28 vs Texas Tech; 3 vs Houston; 3rd-team pick as special teams player on '23 preseason All-Big 12 team by College Football Network; 14 GP in '22; 3 solo tackles vs. Temple; 3 tackles vs. USF; '22 true freshman from Apopka HS in Apopka, FL; led Apopka to 12-3 record and championship game of '21 Florida 8A playoffs; 2nd-team 8A all-state section as jr in '20 by FloridaHSFootball.com; led Blue Darters to 13-2 mark and Florida 8A state title game in '19**

**29 William Wells: 9 GP in '23; 13 tackles, 2 QBH in '23; 2 tackles vs. Kent St; 4 tackles vs Villanova; DNP vs Kansas St, Baylor or Kansas; FF and 1 tackle vs Cincinnati; 4 tackles vs Okla St; 1 vs Houston; saw game action in 12 contests in '22 (all but Navy, Tulane in AAC title game) in Knight defensive backfield and special teams; appeared in 7 games in '21 as DB and on special teams, including each of final 6 games; received '22 AAC All-Academic Team honors**

**SAF 8 Demari Henderson: 1 career GS in '22 and 6 in '23; 8 GP in '23 (Kansas St, Baylor, Kansas then starts vs Oklahoma, West Va, Cincinnati, Okla St, Texas Tech, Houston); DNP vs. Kent St, Boise St or Villanova in '23; HM DB pick on All-Big 12 team chosen by league coaches; 42 tackles, 2 INTs, 3 FR, 2 FF in '23; 4 tackles vs Kansas St; 7 vs. Baylor plus FF and 87-yd TD fumble ret; 3 and 1 PBU vs Kansas; career-high 8 vs Oklahoma; 5 and 1 FF vs West Va; 5 tackles vs Cincinnati; had career game with 2 INTs and a FR plus 4 tackles vs Okla St; named Big 12 Player of the Week on def and Walter Camp National Defensive Player of the Week for play vs Okla St; 2 tackles vs Texas Tech; 4 vs Houston; 12 GP (all but Louisville, Tulane reg. season), 1 GS (Duke in Military Bowl) in '22; 3 tackles, 2 PBU and 1 QBH vs. Temple; 3 tackles at USF; 2 solo tackles in start vs. Duke in Military Bowl; true freshman from Seminole HS in Sanford, FL.; 1st-team 8A all-state selection at athlete designation in '21; twin brother and HS teammate of fellow DB Ja'Cari Henderson, as well as LB Kam Moore and QB Timmy McClain; from same HS as former UCF all-star receiver Gabriel Davis (now with NFL Buffalo Bills) and his brother, current UCF TE Jordan Davis**

**10 Quadric Bullard: 25 career GS (13 in '21, 6 in '22, 6 in '23); 6 GS in '23 (1st 6 of season); 12 GP in '23; 33 tackles, 1 INT, 3 PBU in '23; 2 solo tackles vs. Kent St; 4 solo vs Boise St; 4 vs. Kansas St; 6 tackles, 1 PBU vs Baylor; 5 solo vs Kansas; 4 tackles and 1st career INT vs Oklahoma (only 3rd INT of yr thrown by Sooners' Dillon Gabriel); 2 tackles vs West Va; 1 vs Cincinnati; 5 vs Houston; 7 GP, 6 GS in '22; blocked 4th-per. punt and recovered in EZ for 19-yd. ret. and TD and final UCF pts. vs. S.C. St.; 5 tackles, 1 FF, 1 PBU vs. Louisville; 5 tackles vs. FAU; 3 solo tackles, 2 TFL and 1 PBU vs. Georgia Tech to go with a TD on 29-yd. ret. of blocked punt by Jarvis Ware late in 2nd per.; 6 tackles at ECU; DNP at Tulane reg. season, Navy, USF, Tulane in AAC title game and Duke in Military Bowl after season-ending injury; 3rd-team preseason All-AAC for '22 by Phil Steele, 4th team by Athlon Sports; 13 GS in '21; 2nd-team selection on Pro Football Focus All-AAC team for '21; 4th-team All-AAC by Phil Steele; started all 13 games in '21 at safety; 3rd in nation in FR with 3; 2nd on UCF team with 83 tackles in '21; 9 tackles plus 1 sack and 2 PBU vs. Tulane; led team with career-high-tying 9 tackles vs. Louisville; tied for team lead with 9 tackles vs. Boise; 12 tackles in 10 games in '20 as true freshman; dean's list student and member of AAC All-Academic Team**

**SPECIAL TEAMS****FG/PAT**

**35 Colton Boomer:** 12 GP in '23; HM PK pick on All-Big 12 team chosen by league coaches; 12 for 19 on FGs in '23 and 26 of 34 in his career; 46 of 48 on PATs in '23 and 88 of 91 in career; hit 84 straight PATs until miss at Texas Tech (3rd-longest streak at UCF) dating back to only previous miss on 2nd attempt vs FAU in '22; realistically had not missed a field-goal attempt in his collegiate career until Kansas St game in '23, though technically he had one misfire on 2022 play where ball was not supposed to be snapped; tied UCF record with 4 FGs vs Boise St, including from 50 and 55 and then from 40 as time expired to win game; named Big 12 Special Teams Player of the Week for play vs Boise St; recognized by Palm Beach County Sports Commission and Lou Groza Collegiate Place-Kicker Award presented by Orange Bowl as 1 of 3 kickers named "Stars of the Week" for play vs. Boise St; became 2nd UCF kicker to hit 2 50+ FGs in a game; added FGs vs Villanova from 26 and 41; hit from 29 and missed from 52 vs Kansas St; had 32-yd FG blocked vs Baylor and missed short from 59 on final play that would have won game; hit FGs from 21, 48 and 46 vs Oklahoma; missed from 47 vs Cincinnati; hit from 30 vs Okla St; missed from 32 and hit from 24 vs Texas Tech and had 24-yd run on fake FG to set up 2nd UCF TD; missed from 42 and 26 (blocked) vs Houston; 2nd-team kicker on Lindy's and College Football Network '23 preseason All-Big 12 teams, 3rd-team selection by Athlon and Phil Steele, on '23 watch list for Lou Groza Award 12 GP in '22 (all but S.C. St., Louisville); 3rd-team All-AAC by Pro Football Focus and by Phil Steele; hit first 10 FG att. in '22 and finished 14 of 15; 2nd on team in scoring in '22 with 84 pts.; led AAC and 8th in nation in FG% at .933; 5th in AAC at 1.17 FGs per game; tied all-time UCF single-game record with 4 FGs vs. Georgia Tech (21, 31, 37, 43) for 13th time a UCF kicker has hit 4 in a game; kicked 10 PATs vs. Temple; only miss in '22 was from 64 at Memphis on play where ball was not supposed to be snapped; 42 of 43 on PATs in '22; former prep standout at Lake Mary HS in Lake Mary, FL

**80 Grant Reddick:** blue-chip kicker and punter for Boone HS in Orlando, FL; Kohl's Kicking rated him 5-star kicker and listed him #1 nationally; has 6 family members who attended UCF

**P 40 Mitch McCarthy:** 12 GP in '23; averaging 40.9 on 33 punts in '23; 1 punt for 42 vs. Kent St; 2 for 46.5 vs Boise St including 54-yder; 3 for 48-yd avg vs Villanova including 1 for 52; 2 for 39.0 vs Kansas St; 3 for 37.7 vs Baylor; 4 for 37.0 avg vs Kansas; 7 for 39.0 vs Oklahoma; 1 for 36 vs West Va; 4 for 43.0 vs Cincinnati including career-long 64-yder; 3 for 44.3 vs Okla St; 3 for 43.7 vs Texas Tech; 1 for 33 vs Houston; 12 GP in '22 (all but S.C. St., Louisville); finished with 43.3 avg. on 38 punts; took over top punting job 3 games into '22 vs. FAU; 4 for 48.2 vs. Navy including long of 56; 4 for 47.2 avg. vs. Duke in Military Bowl including 1 for 60 that ranked as season long; trained at ProKick Australia beginning Nov. '21; picked 7th in Australian Rules Football draft in '16 by Collingwood; spent 1 yr. playing basketball at Village Christian HS in Sun Valley, CA

**LS 41 King, Gage:** ('23 Arizona State transfer) 12 GP in '23; enrolled in January '23 for spring semester; spent 4 seasons at Ariz. St., as backup long snapper; played in 3 games for Sun Devils as redshirt junior in '22; contributed on scout team and special teams units as redshirt soph in '21; backup long snapper did not see game action as redshirt freshman in '20; preferred walk-on long-snapper prospect who red-shirted as true freshman in '19

**PR 3 Xavier Townsend:** HM PR/KOR pick on All-Big 12 team chosen by league coaches; 15 for 142 and 9.5 avg in '23; HM pick on College Football Network Midseason All-Big 12 team as PR; DNP vs West Va or Cincinnati; 2nd in Big 12 in punt ret with 9.5 avg; 1 for 5 vs. Boise St; 6 for 94 vs Villanova, with long of 29--and another for 92 that was brought back by penalty; those 6 rank most by a Big 12 player in a game in '23 and 94 yds are most by a Big 12 player in a game in '23; 1 for 8 vs Baylor; 3 for 13 vs Oklahoma; 2 for 9 vs Okla St; 1 for 17 vs Houston; 3rd-team All-AAC in '22 as punt returner by Phil Steele; 9.3 average ranked 3rd in AAC and 16th nationally; true freshman in '22 who doubled as backup WR

**80 Trent Whittemore (GRAD):** ('23 Florida transfer) played four seasons at Florida as wide receiver in 2019-22; played in 7 games in '22; 2 catches for 31 (long of 17) at No. 11 Tennessee; started at WR in 8 of 10 appearances in '21; career-high 4 for 36 vs. Kentucky and 4 for 35 vs. Alabama; appeared in 7 games at WR in '20; 8 catches for 81 yds in regular season, then 2 for career-high 47 in Cotton Bowl vs. Oklahoma; played 2 games as true freshman and redshirted in '19; played SAF, CB, WR and QB for Buchholz HS in Gainesville, FL, where he started from freshman year on; played for coach and father Mark Whittemore who played WR at UCF in 1991-94 and made 100 career catches for 1,908 yds; mother, grandfather and great-grandfather all attended Florida; mother Missy played volleyball for Florida from 1992-95, earning All-SEC honors in 1993, 1994 and 1995

**KOR**

**0 Johnny Richardson:** 1 for 16 vs Boise St; 1 for 51 vs Kansas St; 4 for 67 vs Baylor; 1 for 14 vs Cincinnati; 5 for 78 on KO ret. in '22; led UCF in '21 with 15 for 301 (long of 43); 7th in AAC in KO ret. at 20.1 each in '21; returned 4 KOs for 77 yds. as true freshman in '20, with long of 26

**3 Xavier Townsend:** 1 for 34 vs. Boise St; 2 for 44 vs Kansas State

**7 RJ Harvey:** 2 for 23 vs Oklahoma; 1 for 18 vs West Va



## NCAA STATISTICS

Statistic	National Rank	Conference Rank	Value	National Leader	Value	Conference Leader	Value
3rd Down Conversion Pct (130 ranked)	6	1	0.500	LSU	0.567	UCF	0.500
3rd Down Conversion Pct Defense (130 ranked)	71	7	0.396	Georgia	0.264	Texas	0.265
4th Down Conversion Pct (130 ranked)	40	5	0.600	Alabama	0.833	Oklahoma	0.722
4th Down Conversion Pct Defense (130 ranked)	89	10	0.565	Western Mich.	0.200	Oklahoma St.	0.240
Blocked Kicks (61 ranked)				Illinois	7	Oklahoma St.	4
Blocked Kicks Allowed (130 ranked)	102	10	3	42 teams tied	0	BYU	0
						Kansas St.	0
Blocked Punts (21 ranked)				Pittsburgh	3	Oklahoma	2
						Texas	2
Blocked Punts Allowed (128 ranked)	1	1	0	70 teams tied	0	5 teams tied	0
Completion Percentage (130 ranked)	40	6	0.637	Oregon	0.771	Oklahoma	0.696
Defensive TDs (63 ranked)	63	7	1	6 teams tied	5	Kansas	4
						Oklahoma	4
Fewest Penalties (130 ranked)	62	11	72	Minnesota	36	Baylor	49
Fewest Penalties Per Game (130 ranked)	67	11	6.00	Michigan	2.92	Baylor	4.08
Fewest Penalty Yards (130 ranked)	55	9	597	Air Force	322	Baylor	347
Fewest Penalty Yards Per Game (130 ranked)	59	9	49.75	Michigan	26.31	Baylor	28.92
First Downs Defense (130 ranked)	100	12	262	Penn St.	151	Kansas St.	208
First Downs Offense (130 ranked)	21	6	281	Oregon	344	Oklahoma	309
Fumbles Lost (130 ranked)	47	7	6	Northwestern	1	Houston	2
				Ole Miss	1	Kansas St.	2
				Utah	1		
Fumbles Recovered (130 ranked)	104	9	4	California	16	Kansas St.	10
Kickoff Return Defense (130 ranked)	107	11	22.68	North Texas	11.20	Oklahoma St.	16.83
Kickoff Returns (130 ranked)	77	11	19.36	Rutgers	33.00	Texas Tech	24.85
Net Punting (130 ranked)	122	14	35.15	Iowa	43.76	BYU	41.85
Passes Had Intercepted (130 ranked)	60	8	10	Penn St.	1	Oklahoma	6
Passes Intercepted (129 ranked)	44	9	11	Liberty	21	Oklahoma	19
Passing Offense (130 ranked)	45	6	259.1	Washington	343.8	Oklahoma	321.8
Passing Yards Allowed (130 ranked)	38	1	205.8	Ohio St.	147.4	UCF	205.8
Passing Yards per Completion (130 ranked)	10	3	14.67	Air Force	20.38	Kansas	14.76
Punt Return Defense (130 ranked)	119	13	13.73	Kansas	-3.00	Kansas	-3.00
Punt Returns (130 ranked)	54	6	9.62	Kansas	21.60	Kansas	21.60
Red Zone Defense (130 ranked)	38	5	0.804	Louisville	0.690	Texas	0.714
Red Zone Offense (130 ranked)	98	10	0.792	Missouri	0.982	Iowa St.	0.935
Rushing Defense (130 ranked)	118	14	186.8	Penn St.	69.7	Texas	80.8
Rushing Offense (130 ranked)	4	2	233.2	Liberty	302.9	West Virginia	234.3
Sacks Allowed (130 ranked)	53	9	1.83	Oregon	0.38	West Virginia	0.75
Scoring Defense (130 ranked)	59	5	25.4	Michigan	9.5	Texas	17.5
Scoring Offense (130 ranked)	32	5	32.5	LSU	46.4	Oklahoma	43.2
Tackles for Loss Allowed (130 ranked)	73	11	5.83	Liberty	2.54	Oklahoma St.	4.23
Team Passing Efficiency (130 ranked)	16	3	157.88	LSU	196.51	Oklahoma	172.06
Team Passing Efficiency Defense (130 ranked)	22	3	120.33	Notre Dame	94.91	Iowa St.	113.41
Team Sacks (129 ranked)	45	2	2.25	Penn St.	4.00	Texas	2.46
Team Tackles for Loss (130 ranked)	78	10	5.4	Texas St.	8.5	Oklahoma	7.3
Time of Possession (130 ranked)	88	10	29:05	Utah	34:03	West Virginia	33:18
Total Defense (130 ranked)	84	8	392.7	Penn St.	223.2	Texas	321.7
Total Offense (130 ranked)	7	2	492.2	LSU	547.8	Oklahoma	502.4
Turnover Margin (130 ranked)	75	10	-0.08	Penn St.	1.50	Oklahoma	0.92
Turnovers Gained (130 ranked)	87	10	15	California	28	Oklahoma	25
Turnovers Lost (129 ranked)	49	8	16	Florida St.	5	Iowa St.	11
Winning Percentage (130 ranked)	60	9	0.500	4 teams tied	1.000	Texas	0.923



## NCAA STATISTICS

Statistic	Player	National Rank	Conference Rank	Value	National Leader	Value	Conference Leader	Value
All Purpose (200 ranked)	RJ Harvey Javon Baker Kobe Hudson	11 150 198	2 17 22	130.67 80.50 70.42	Ismail Mahdi, Texas St.	167.83	Ollie Gordon, Oklahoma St.	149.23
Blocked Kicks (3 ranked)					Jer'Zhan Newton, Illinois	4	Peyton Bowen, Oklahoma	2
Combined Kick Returns (200 ranked)	Xavier Townsend Johnny Richardson	120 171	15 23	220 148	Jacob De Jesus, UNLV	1,019	Drae McCray, Texas Tech	696
Completion Percentage (108 ranked)	John Rhys Plumlee	41	4	0.639	Bo Nix, Oregon	0.772	Quinn Ewers, Texas	0.707
Completions Per Game (99 ranked)	John Rhys Plumlee	65	10	16.11	Davis Brin, Ga. Southern	27.85	Quinn Ewers, Texas	22.55
Field Goal Percentage (121 ranked)	Colton Boomer	107	13	0.632	Mason Shipley, Texas St. Alex McPherson, Auburn	1.000 1.000	Bert Auburn, Texas Michael Hayes, West Virginia	0.824 0.824
Field Goals Per Game (143 ranked)	Colton Boomer	77	10	1.00	Alex Hale, Oklahoma St.	2.17	Alex Hale, Oklahoma St.	2.17
Forced Fumbles (16 ranked)					Isaac Walker, Ga. Southern	0.45	Collin Oliver, Oklahoma St.	0.31
Fumbles Recovered (17 ranked)	Demari Henderson	6	1	3	5 players tied	4	Demari Henderson, UCF	3
Interceptions Per Game (137 ranked)	Nikai Martinez Corey Thornton Demari Henderson	66 66 131	12 12 24	0.2 0.2 0.2	Xavier Watts, Notre Dame	0.6	Billy Bowman, Oklahoma Jeremiah Cooper, Iowa St.	0.5 0.5
Kickoff Return TDs (6 ranked)					5 players tied	2	Matthew Golden, Houston Richard Reese, Baylor	2 2
Kickoff Returns (60 ranked)					Jayden Harrison, Marshall	31.9	Drae McCray, Texas Tech	26.8
Passes Defended (13 ranked)					Beanie Bishop Jr., West Virginia	2.0	Beanie Bishop Jr., West Virginia	2.0
Passing Efficiency (108 ranked)	John Rhys Plumlee	25	4	152.4	Jayden Daniels, LSU	208.0	Dillon Gabriel, Oklahoma	172.0
Passing Yards (159 ranked)	John Rhys Plumlee Timmy McClain	75 113	10 16	13 9	Jayden Daniels, LSU Bo Nix, Oregon	40 40	Dillon Gabriel, Oklahoma	30
Passing Yards (130 ranked)	John Rhys Plumlee	76	11	2,073	Michael Penix Jr., Washington	4,218	Dillon Gabriel, Oklahoma	3,660
Passing Yards Per Game (130 ranked)	John Rhys Plumlee	41	5	230.3	Michael Penix Jr., Washington	324.5	Dillon Gabriel, Oklahoma	305.0
Passing Yards per Completion (108 ranked)	John Rhys Plumlee	11	3	14.30	Kaidon Salter, Liberty	16.98	Garrett Greene, West Virginia	16.13
Points Responsible For (197 ranked)	John Rhys Plumlee RJ Harvey Colton Boomer	93 105 171	12 15 24	108 102 82	Jayden Daniels, LSU	302	Dillon Gabriel, Oklahoma	252
Points Responsible For Per Game (197 ranked)	John Rhys Plumlee RJ Harvey Colton Boomer	49 106 181	6 15 23	12.0 8.5 6.8	Jayden Daniels, LSU	25.2	Dillon Gabriel, Oklahoma	21.0
Punt Return TDs (2 ranked)					Daequan Hardy, Penn St.	2	6 players tied	1
Punt Returns (52 ranked)	Xavier Townsend	23	2	9.5	Zachariah Branch, Southern California	20.6	Xavier Worthy, Texas	17.9
Punting (82 ranked)					James Ferguson-Reynolds, Boise St.	49.7	Ryan Rehkow, BYU	48.4
Receiving TDs (160 ranked)	Kobe Hudson Javon Baker	47 69	5 6	7 6	Brian Thomas Jr., LSU	15	Adonai Mitchell, Texas Drake Stoops, Oklahoma	10 10
Receiving Yards (200 ranked)	Javon Baker Kobe Hudson	29 46	2 4	966 853	Malik Nabers, LSU	1,546	Xavier Worthy, Texas	969
Receiving Yards Per Game (200 ranked)	Javon Baker Kobe Hudson	26 47	1 4	80.5 71.1	Malik Nabers, LSU	128.8	Javon Baker, UCF	80.5
Receptions Per Game (200 ranked)	Javon Baker Kobe Hudson	162 173	19 21	3.6 3.5	Malik Washington, Virginia	9.2	Brennan Presley, Oklahoma St.	6.5
Rush Yards Per Carry (162 ranked)	RJ Harvey John Rhys Plumlee	23 65	4 10	6.14 5.20	Jayden Daniels, LSU	8.40	Devin Neal, Kansas	6.61
Rushing TDs (194 ranked)	RJ Harvey John Rhys Plumlee	6 145	2 19	16 5	Blake Corum, Michigan	24	Ollie Gordon, Oklahoma St.	20
Rushing Yards (199 ranked)	RJ Harvey Johnny Richardson John Rhys Plumlee	12 141 184	3 18 24	1,296 557 473	Ollie Gordon, Oklahoma St.	1,614	Ollie Gordon, Oklahoma St.	1,614
Rushing Yards Per Game (200 ranked)	RJ Harvey John Rhys Plumlee Johnny Richardson	10 125 153	3 16 22	108.0 52.6 46.4	Cody Schrader, Missouri	124.9	Ollie Gordon, Oklahoma St.	124.2
Sacks (149 ranked)	Tre'mon Morris-Brash Malachi Lawrence	15 32	2 4	0.71 0.62	Javon Solomon, Troy	1.23	Nelson Ceaser, Houston	0.86
Scoring (200 ranked)	RJ Harvey Colton Boomer	25 82	5 12	8.5 6.8	Blake Corum, Michigan	11.1	Bert Auburn, Texas	10.5
Solo Tackles (17 ranked)					Tyrice Knight, UTEP	7.0	A.J. Haulcy, Houston	6.1
Tackles For Loss (23 ranked)	Tre'mon Morris-Brash	5	1	1.5	Laiatu Latu, UCLA	1.8	Tre'mon Morris-Brash, UCF	1.5
Total Interceptions (49 ranked)	Nikai Martinez Corey Thornton	49 49	9 9	3 3	Xavier Watts, Notre Dame	7	Billy Bowman, Oklahoma	6
Total Offense (200 ranked)	John Rhys Plumlee RJ Harvey	27 121	3 15	282.9 108.0	Jayden Daniels, LSU	412.2	Dillon Gabriel, Oklahoma	336.1
Total Points Scored (144 ranked)	RJ Harvey Colton Boomer	29 79	5 12	102 82	Blake Corum, Michigan	144	Bert Auburn, Texas	136
Total Tackles (483 ranked)	Jason Johnson Walter Yates Lee Hunter Demari Henderson	40 108 299 441	3 14 29 45	8.4 7.0 5.3 4.7	Jason Henderson, Old Dominion	14.2	Nickolas Martin, Oklahoma St.	10.2
Total Touchdowns (148 ranked)	RJ Harvey Kobe Hudson	8 148	2 20	17 7	Blake Corum, Michigan	24	Ollie Gordon, Oklahoma St.	21
Yards per Pass Attempt (108 ranked)	John Rhys Plumlee	12	3	9.13	Jayden Daniels, LSU	11.66	Jason Bean, Kansas	9.83
Yards per Reception (200 ranked)	Javon Baker Kobe Hudson	3 9	2 3	22.47 20.31	Nic Anderson, Oklahoma	23.39	Nic Anderson, Oklahoma	23.39



**GUS MALZAHN**  
HEAD COACH  
THIRD SEASON

#### Hometown

Fort Smith, Arkansas

#### Education

Henderson State, 1990

#### Family

Wife - Kristi

Children - Kylie and Kenzie

#### Head Coaching Record


Year	School	Record
2012	Arkansas State	9-3
2013	Auburn	12-2
2014	Auburn	8-5
2015	Auburn	7-6
2016	Auburn	8-5
2017	Auburn	10-4
2018	Auburn	8-5
2019	Auburn	9-4
2020	Auburn	6-4
2021	UCF	9-4
2022	UCF	9-5
2023	UCF	6-6
Total 12 Seasons		101-53

#### Bowl Games

2014 BCS National Championship
2015 Outback Bowl
2015 Birmingham Bowl
2017 Sugar Bowl
2018 Chick-fil-A Peach Bowl
2018 Music City Bowl
2020 Outback Bowl
2021 Gasparilla Bowl
2022 Military Bowl
2023 Gasparilla Bowl

#### Coaching Experience

1991-95	Hughes HS (Ark.)	DC (1991), HC (1992-95)
1996-2000	Shiloh HS (Ark.)	Head Coach
2001-05	Springdale HS (Ark.)	Head Coach
2006	Arkansas	OC/Wide Receivers
2007-08	Tulsa	Asst. HC/Co-OC/QBs
2009-11	Auburn	Offensive Coordinator/QBs
2012	Arkansas State	Head Coach
2013-20	Auburn	Head Coach
2021-pres.	UCF	Head Coach



Gus Malzahn's first three seasons as UCF head football coach in 2021, 2022 and 2023 have featured three consecutive postseason bowl invitations (now 12 straight for teams coached by Malzahn and eight straight for UCF), overall nine-win marks in 2021 and 2022—plus a 2022 conference title-game qualification—as his Knight teams have injected themselves onto the list of elite collegiate programs.

Malzahn, who spent one year as a head coach in the Sun Belt Conference, eight years in the high-powered Southeastern Conference and two years in the American Athletic Conference, coached his first season in the Big 12 Conference in 2023.

Highlighted by a 45-3 late-season triumph over 15th-ranked Oklahoma State, Malzahn's Knights defeated two teams that played in 2023 conference championship games—the Cowboys (Big 12) and Boise State (Mountain West champion). UCF's initial year in the Big 12 saw them qualify for a Gasparilla Bowl matchup with Georgia Tech.

His UCF crew in 2023 ranked among the nation's top offensive units—standing fourth in the country in rushing (233.2 yards per game) and seventh in total offense (492.2). In addition, the Knights allowed the fewest passing yards in the Big 12—with Knight players pacing the league in receiving yards per game (Javon Baker) and tackles for loss (Tremon Morris-Brash). UCF also ranks sixth in the country in third-down conversions at 50% and 10th in yards per pass completion (14.67).

Baker and Morris-Brash received first-team All-Big 12 recognition in voting by league coaches—while senior linebacker Jason Johnson made the second team after his third straight season with 100-plus tackles. Running back RJ Harvey (1,296 regular-season yards and 16 rushing touchdowns) became a Doak Walker Award semifinalist.

UCF's impressive win against Big 12 runner-up Oklahoma State marked the 100th by Malzahn while coaching FBS programs—making him the first coach in college football history to win 100-plus games at both the high school level as well as while coaching at FBS institutions.

His 2022 squad produced significant regular-season victories over ranked Cincinnati and Tulane squads—followed by an appearance in the AAC Championship Game for the first time since 2018. In 2021 Malzahn's unit finished with six wins in the Knights' final seven games, a 29-17 Gasparilla Bowl triumph over Florida, a perfect 7-0 home record—and an eye-opening response to a parade of injuries to key personnel.

The Knights in 2022 excelled on both sides of the line of scrimmage. UCF finished among the national leaders on offense (16th in total offense at 469.6 yards per game and ninth in rushing at 228.4 yards per contest) while also leading the nation in red-zone defense much of the season (ending fifth at .707) and allowing only 23.6 points per game. Malzahn's team also ranked 11th in first downs, 13th in fumbles recovered (12) to pace the league, 17th in fourth-down conversions (.633, third in AAC), 16th in third-down conversions (.464), 31st in scoring (32.9) and 24th in fewest penalties per game (4.86).

UCF in 2022 ranked second in the AAC in total offense and rushing. The improved Knight attack jumped 50 NCAA ranking slots in total offense, 19 in rushing, 34 in passing and six in scoring. The UCF defense improved its season averages in rush defense and scoring defense.

The Knights notched regular-season triumphs over two-time defending AAC champion Cincinnati by coming from behind twice in the final period—and recorded an impressive road win over regular-season AAC champion Tulane while running for 336 rushing yards. Two of UCF's losses (Louisville and Navy) came by a combined nine points—while each of the final three Knight regular-season road games (Memphis, No. 17 Tulane, South Florida) ended in a seven-point win.

UCF in 2022 had 14 All-AAC first- or second-team selections: offensive

guards Sam Jackson and Lokahi Pauole, center Matt Lee, offensive tackle Ryan Swoboda, defensive linemen Ricky Barber and Morris-Brash, linebacker Johnson and cornerback Davonte Brown as first-team picks to go with second-teamers Ryan O'Keefe and Baker at wide receiver, Isaiah Bowser and Harvey at running back plus defensive backs Justin Hodges and Divaad Wilson. In addition, long snapper Alex Ward for the second straight year was named one of three finalists for the Patrick Mannelly Award (and he played in the 2023 Senior Bowl and was the lone long snapper invited to the 2023 NFL Combine). Both Barber and Brown were named honorable mention All-America, and Brown was named the AAC Cornerback of the Year by Pro Football Network.

Malzahn's Knights began the 2021 season by recording the largest comeback victory in UCF history in a 36-31 triumph over Boise State. His first team in Orlando prospered by pulling out three other wins by four-point margins and playing six games overall decided by a touchdown or less—with two UCF defeats coming by a combined 11 points.

The Knights had to survive the early-season loss of their starting quarterback (Dillon Gabriel—he missed the last 10 games) as well as lengthy sideline stints for their best defensive player (tackle Kalia Davis—he missed the last eight games), their top running back (Bowser—he missed five games) and their most dangerous receiver (Jaylon Robinson—he missed six games). They finished the campaign by running for 288 yards in the bowl triumph over Florida in front of 63,669 fans in Tampa.

One of three finalists for the Steve Spurrier Award presented by the Football Writers Association of America to the best head coach in his first year at a school, Malzahn saw Ward win third-team All-America honors from Phil Steele, while defensive end Big Kat Bryant was a first-team All-AAC pick by three different selectors. Pro Football Network named Bryant the AAC Newcomer of the Year and the league's Defensive Lineman of the Year.

Eight other UCF players received at least one first- or second-team All-AAC honor—linebacker Tatum Bethune, receivers O'Keefe and Brandon Johnson, offensive linemen Pauole, Cole Schneider and Marcus Tatum, and defensive backs Quadric Bullard and Wilson.

UCF in 2021 ranked seventh nationally in team pass efficiency defense (after ranking 104th in that NCAA statistical category the previous year), while also showing dramatic improvement in several other statistical categories:

- An upgrade of 86 slots in passing yards allowed compared to 2020, while permitting 89.1 fewer passing yards in 2021
- An improvement of 70 slots in total defense, while allowing 122.5 fewer yards per game compared to the previous season

Malzahn and his staff capped that 2021 season by building the highest-rated recruiting class in UCF history (rated 38th overall by 247Sports, including both high school players and transfers). According to both Rivals and 247Sports, UCF's 2022-23 high school class ranked fourth in the Big 12 in average recruit grade (behind only Texas, Oklahoma and TCU).

Malzahn, who led Auburn to the Bowl Championship Series National Championship Game following the 2013 season in the first of eight straight years his Tigers qualified for bowl games, was named the ninth head football coach at UCF on Feb. 15, 2021.

In eight years as head football coach at Auburn, Malzahn led the Tigers to an SEC Championship, two SEC West Division titles and six New Year's Day bowl selections to go with those eight postseason appearances.

Malzahn, now 101-53 (.655) in 12 seasons overall as a head coach, has helped teams to eight conference championship game appearances in his 18 seasons as a collegiate coach, including winning a pair of SEC Championships at Auburn (2010, 2013) and a Sun Belt Championship





at Arkansas State in 2012. In the final Associated Press rankings his Auburn teams finished second (2013), 10th (2017), 22nd (2014) and 24th (2016).

The 2013 Bear Bryant, Bobby Bowden, Eddie Robinson, Home Depot, Sporting News, SB Nation, Liberty Mutual and Associated Press National Coach of the Year, Malzahn earned SEC Coach-of-the-Year honors that season after guiding Auburn to the biggest turnaround in SEC history. He led the Tigers to a 12-2 record and one of the most memorable seasons in school history in 2013, with historic wins over Georgia and top-ranked Alabama and a record-setting SEC Championship Game win over fifth-ranked Missouri. He became just the third coach in SEC history to win an SEC title in his first year at a school, joining LSU's Bernie Moore in 1935 and Ole Miss' John Vaught in 1947.

The 34-28 victory over top-rated Alabama in 2013 came on a memorable 100-yard return of a Tide missed field goal on the final play of the game. Malzahn's Tiger squads also defeated seventh-ranked Texas A&M in 2013, seventh-rated Ole Miss in 2014, second-ranked Georgia and top-rated Alabama in 2017 and fifth-ranked Alabama in 2019.

After his eight seasons at Auburn, Malzahn qualified as the second-longest tenured head coach at one school in the SEC. He is one of only a handful of active FBS head coaches to take a team to a national championship game. During his time with the Tigers, Auburn was one of only three SEC schools to play in multiple SEC Championships games and play for a national championship.

Malzahn has produced 16 1,000-yard rushers in 18 seasons as a college coach, including Harvey in 2023 for UCF, Heisman Trophy finalist Tre Mason (1,816) and Nick Marshall (1,068) in 2013 and Cameron-Artis Payne (1,608) in 2014. Kamryn Pettway ran for 1,123 yards in 2016 (despite missing significant time with injuries) and Kerryon Johnson led the SEC with 1,320 yards in 2017.

On three occasions, Malzahn has had two 1,000-yard rushers in the same season: 2013 and 2010 (both Auburn) and 2006 (Arkansas). Malzahn has also coached five 1,000-yard receivers and three 3,000-yard passers. His 2007 Tulsa team had three 1,000-yard receivers.

During Malzahn's eight years at Auburn, the Tigers had the top rushing offense in the SEC, averaging 228.6 yards per game. In 2013, Auburn led the nation in rushing at 328.3 yards per game, the first SEC team to do so. Three of the top six team rushing totals in SEC history (2010, 2013, 2016) came under Malzahn's leadership. Auburn became just the second team in SEC history to gain more than 7,000 yards of total offense in a season in 2013, finishing the year with 7,018 yards (also Texas A&M in 2012).

The Tigers set a school record with 48 rushing TDs in 2013 and set a school record against SEC opponents with 677 yards of total offense versus Missouri in the 2013 SEC Championship Game. The Tigers set SEC Championship Game team records with 26 rushing TDs, 74 rushing attempts, 545 rushing yards and seven rushing TDs.

Mason, the 2013 SEC Player of the Year, ranked third in the nation with 23 TDs, was fifth nationally with 1,816 yards rushing, sixth with 10.7 points per game, sixth with 169.57 all-purpose yards per game and eighth with 129.7 rushing yards per game. He set Auburn single-season records for rushing yards and all-purpose yards (2,374) and was second with 317 rushing attempts. His 46 rushing attempts and 304 rushing yards versus fifth-rated

Missouri set SEC Championship Game records and fell three yards shy of the Auburn record.

In Malzahn's eight seasons at Auburn 32 players were selected in the National Football League Draft, highlighted by four first-round picks--including Derrick Brown (No. 7) and Noah Igbinoghene (No. 30) in 2020. Malzahn's other first-round picks were Greg Robinson (No. 2 overall) and Dee Ford (No. 23) in 2014. In the 2020 and 2021 drafts combined, 12 Auburn players were drafted, most for the Tigers in a two-year span in the common draft era.

Malzahn coached 14 All-Americans as head coach at Auburn, including consensus selections center Reese Dismukes (2014) and defensive lineman Derrick Brown (2019). Brown won the Lott IMPACT Trophy in 2019, while Dismukes was named the 2014 Rimington Award winner as the nation's top center.

The Tigers faced the nation's most difficult schedule collectively during Malzahn's eight years at Auburn, facing 38 ranked opponents, including 21 in the top 10. Auburn was the nation's only program in 2016 to face both the No. 1- and No. 2-ranked programs and in 2017 it faced three of the four College Football Playoff semifinalists a total of four times, earning two wins.

Malzahn and his coaching proved highly successful on the recruiting trail, recording five consecutive top-10 nationally ranked recruiting classes, a first in Auburn history. Six of his eight recruiting classes rated in the top 11 nationally.

Malzahn, who won the Broyles Award as the nation's top assistant coach in 2010 while helping the Tigers to the national title, returned to Auburn after serving as the head coach at Arkansas State in 2012 when he led the program to a 9-3 regular-season mark and the Sun Belt Conference title. In that role he worked hand in hand with current UCF vice president and director of athletics Terry Mohajir who was named the Red Wolves' vice chancellor and director of athletics in the middle of that 2012 season and remained in that role until coming to UCF in early 2021.

As offensive coordinator, Malzahn made an immediate impact during his tenure at Auburn, highlighted by a record-setting offense in 2010 when the Tigers finished 14-0 and claimed the school's first national title since 1957. Malzahn's arrival in 2009 and style of offense marked a drastic turnaround from the 2008 season when Auburn struggled offensively. In a two-year period, the Tigers improved from a tie for 110th to seventh in the nation in scoring offense (from 17.3 to 41.2) and from 104th to seventh in total offense.

The 2010 Auburn offense set nine school records while leading the SEC and finishing in the top 10 nationally in six statistical categories. Malzahn coached Heisman Trophy winner Cam Newton, who had one of the best single-season performances at the position in college football history. Newton threw for 2,908 yards and 30 TDs, while rushing for 1,586 yards and 20 TDs. Newton, the number-one overall selection in the 2011 NFL Draft, also won the Davey O'Brien, Manning and Maxwell awards.

During two seasons (2007-08) as assistant head coach and co-offensive coordinator at Tulsa, Malzahn's offenses were among the nation's finest, ranking first nationally in total offense. Tulsa's offense in 2007 established nine team and 12 individual school records. The 2008 Tulsa offense averaged 569.9 yards per game and was second nationally, averaging 47.2 points per games. Malzahn in 2006 spent one season at Arkansas as offensive

## PRODUCTIVE OFFENSES

Gus Malzahn was responsible for two of the four most productive offenses in SEC history: Auburn in 2013 (7,018 yards of total offense and Auburn in 2010 (6,989 yards of total offense).

## 50-POINT GAMES

Since the year 2000, in the eight years Malzahn was at Auburn, the Tigers posted 25 50-point games. In the 10 seasons without Malzahn, Auburn recorded just seven 50-point games. The Tigers recorded three 50-point games in a season four times with Malzahn as head coach (2013, 2016, 2018, 2019)

## MALZAHN AT HOME

Malzahn now holds a record of 61-16 (.792) at home as a collegiate head coach. He was 5-1 in 2012 at Arkansas State, at Auburn went 8-0 in 2013, 6-1 in 2014, 3-4 in 2015, 6-2 in 2016, 7-0 in 2017, 5-2 in 2018, 6-1 in 2019 and 4-1 in 2020, finished 2021 with UCF 7-0, 5-2 in 2022 and 4-2 in 2023. He started his tenure at Auburn with 13 consecutive home victories.

## NATIONAL COACH OF THE YEAR

Gus Malzahn earned multiple national coach of the year awards in 2013, including the Eddie Robinson Award, the Bobby Bowden Award, and the Bear Bryant Award, as well as national coach of the year honors from Home Depot, the Associated Press, Liberty Mutual, Sporting News, SB Nation, and USSA Amos Alonzo Stagg.

## MALZAHN CHAMPIONSHIPS

Year	School	Championship
2013	Auburn	SEC
2013	Auburn	SEC West
2012	Arkansas State	Sun Belt
2010	Auburn	BCS
2010	Auburn	SEC
2010	Auburn	SEC West
2008	Tulsa	C-USA West
2007	Tulsa	C-USA West
2006	Arkansas	SEC West

coordinator, coaching Heisman Trophy runner-up Darren McFadden and helping the SEC West champion Razorbacks finish fourth nationally in rushing.

Malzahn's coaching career began in his home state of Arkansas at the high school level. In 14 seasons as a high school head coach, Malzahn led seven teams to the state championship game and won three titles. In July 2013, he was inducted into the Arkansas High School Sports Hall of Fame. After one year as defensive coordinator in 1991 he spent four years (1992-95) as head coach at Hughes (Arkansas) High School, five years in 1996-2000 as head coach at Shiloh (Arkansas) High School and five years (2001-05) as head coach at Springdale (Arkansas) High School.

His overall record as a high school head coach was 144-36-1 (.798). He won two Arkansas 2A titles at Shiloh Christian (15-0 in both 1998 and 1999) and one 5A crown at Springdale (14-0 in 2005).

Born in Irving, Texas, Malzahn graduated from high school in Fort Smith, Arkansas, and played football at Arkansas (wide receiver in 1984-85) and Henderson State (receiver and punter in 1988-89), earning his bachelor's degree from Henderson State in 1990. As a player he helped the Razorbacks to the 1984 Liberty Bowl and the 1985 Holiday Bowl (a win over Arizona State).

Malzahn and his wife Kristi (Otwell) are parents of two daughters, Kylie (Collin) Peek and Kenzie (Charl) Stander.





## ADDISON WILLIAMS DEFENSIVE COORDINATOR/DEFENSIVE BACKS | THIRD SEASON

Addison Williams, in his third season on the UCF staff, saw his first year as the Knights' defensive coordinator in 2023 feature one of the most productive secondaries in the Big 12 Conference.

Williams, who shares responsibilities for the UCF secondary with David Gibbs, tutored a Knight defensive backfield that led the conference in fewest passing yards allowed at 205.8 per game. UCF also stands third in the league in team pass efficiency defense at 120.33. The Knights permitted only 11 opponent touchdown passes, fewest allowed since 2001.

The Knight defense in 2023 produced first-team All-Big 12 defensive end Tre'mon Morris-Brash, who led the league in tackles for loss and was second in sacks, and second-team All-Big 12 linebacker Jason Johnson—who paced UCF in tackles and for the third straight season recorded more than 100.

Williams' second season with UCF in 2022 helped the Knights turn what once was a youthful secondary into one of the most improved and productive units on the roster. He added the title of assistant head coach prior to the 2022 season.

Veteran Knight cornerbacks Davonte Brown (31 career starts), Corey Thornton (27) and Brandon Adams played a noteworthy role in UCF standing third in the American Athletic Conference in team pass efficiency defense in 2022. That trio also helped UCF rank fifth nationally in red-zone defense.

Under Williams' direction in 2022, Brown claimed honorable mention All-America and AAC Cornerback of the Year honors from Pro Football Network. Thornton was a third-team All-AAC pick by Pro Football Focus, as the Knights posted nine regular-season wins, played in the AAC Championship Game and claimed a second consecutive bowl invitation under head coach Gus Malzahn.

UCF in 2021 ranked seventh nationally in pass efficiency defense (an improvement of 97 spots in NCAA statistical rankings), as the Knights closed the year with six victories in their final seven assignments to finish 9-4. UCF's cornerbacks played critical roles as the Knights improved 86 slots in the passing yards allowed category, moving to 35th in 2021 (210.1 yards per game, 89.1 fewer than 2020).

A pair of Williams' corners received 2021 postseason honors—as sophomores Brown and Thornton both were named third-team All-AAC by PFF. Williams also played a major role enabling talented true freshman Adams to start six late-season games for the Knights.

A former member of Malzahn's football staff at Auburn and the Coastal Carolina safeties coach in 2020, Williams rejoined Malzahn and his UCF coaching staff on Feb. 22, 2021.

Williams helped the Chanticleers to an unbeaten and record-setting 2020 regular season, an overall 11-1 record and final rankings of 14th in both the Associated Press and poll of coaches (highest in Sun Belt Conference history).

The Chants finished 8-0 in winning the Sun Belt title in 2020. Coastal posted the only undefeated regular season by a football team in Sun Belt history, which included two wins over Football Bowl Subdivision top-25 nationally ranked opponents (eighth-rated BYU and 21st-ranked Louisiana), the first two in program history, and four wins over top-50 opponents. Williams helped Coastal Carolina rank third nationally in 2020 with 16 interceptions (plus second in overall turnovers gained with 25) and 16th in team pass efficiency defense.

Williams came to Coastal Carolina after one season as an analyst and assistant to Malzahn for Auburn football in 2019. He ventured to Auburn from Furman, where he had been promoted to defensive coordinator in the spring of 2019. At Furman, Williams served as cornerbacks coach for the 2017 and 2018 seasons, helping the Paladins win a share of the 2018 Southern Conference title.

From 2013-16, Williams was the defensive backs coach (2013-16) and defensive coordinator (2016) at Tusculum College, where he mentored 2016 South Atlantic Conference Defensive Freshman of the Year and All-American Jay Boyd and All-American Cameron Thomas, who led the league in interceptions (five) and passes defended (15) in 2015.

Williams played three seasons at cornerback for South Carolina from 2007-09, appearing in 26 games before an injury ended his career. He was a three-time member of the Southeastern Conference academic honor roll and received the 2009 Harold White GPA Award.



He served as a student assistant coach for the 2010 Gamecocks who won the SEC East title and was a defensive graduate assistant at South Carolina during the 2011-12 seasons, helping the Gamecocks to a 22-4 overall record and wins in both the Capital One and Outback bowls. While at South Carolina, he worked with All-SEC defensive backs Antonio Allen, D.J. Swearingin and Stephen Gilmore.

A native of Atlanta, Georgia, where he earned all-state and all-conference football honors at Westlake High School, Williams earned a bachelor's degree in sports and entertainment management from South Carolina in 2010.

He and his wife Chelsea are parents of a son, Ace, and a daughter, Lou.

### COACHING EXPERIENCE

2010-12	<b>South Carolina</b> <i>Student Assistant (2010)</i> <i>Defensive Graduate Assistant (2011-12)</i>
2013-16	<b>Tusculum</b> <i>Defensive Backs (2013-15)</i> <i>Defensive Coordinator/Defensive Backs (2016)</i>
2017-19	<b>Furman</b> <i>Cornerbacks (2017-18)</i> <i>Defensive Coordinator (2019)</i>
2019	<b>Auburn</b> <i>Analyst/Assistant to the Head Coach</i>
2020	<b>Coastal Carolina</b> <i>Safeties</i>
2021-pres.	<b>UCF</b> <i>Defensive Backs (2021)</i> <i>Assistant Head Coach/Defensive Backs (2022)</i> <i>Defensive Coordinator/Defensive Backs (2023)</i>





## DARIN HINSHAW

### OFFENSIVE COORDINATOR/QUARTERBACKS | FIRST SEASON

Darin Hinshaw's initial season as UCF's offensive coordinator and quarterback coach featured one of the most productive offenses and rushing attacks in the nation.

The Knights in 2023 rank seventh in total offense at 492.2 yards per contest and fourth in rushing at 233.2 yds per game (third-highest figure in UCF history). Both figures rank second in the Big 12 Conference.

UCF's offense is directed by veteran quarterback John Rhys Plumlee who threw for 2,073 yards and 13 touchdowns and ran for 473 yards and five scores in 2023 to claim honorable mention All-Big 12 honors.



Hinshaw also directed offensive standouts Javon Baker (first-team All-Big 12 receiver), plus offensive honorable mention all-league picks Tylan Grable at tackle, Lokahi Pauole at guard and center, RJ Harvey at running back, Kobe Hudson at receiver and Plumlee. Tight end Randy Pittman received votes as offensive freshman of the year to also merit honorable mention status.

Hinshaw, a former record-setting UCF quarterback and Knight assistant coach, took over as UCF's offensive coordinator and quarterbacks coach in January 2023 and helped the program qualify for an eighth consecutive postseason appearance.

A native of Punta Gorda, Florida, Hinshaw has served as an offensive coordinator in five different conferences during his 24-year coaching tenure. His offenses have set numerous school records, helped win conference championships, earned 10-win seasons and garnered multiple all-conference and All-America honors. Hinshaw's offensive units have finished among the nation's top 10 in passing, rushing and total offense—including both total offense and rushing in 2023.

Hinshaw returned to UCF after spending the 2022 season at UAB as offensive coordinator, where the Blazers set the program record for total yards (5,697), rushing yards (3,063), yards per game (438.2) and rushing yards per game (235.6). Under his direction, UAB running back DeWayne McBride turned in the most decorated season in school history, finishing the 2022 regular season as the nation's leading rusher with 1,713 yards. McBride earned Walter Camp second-team All-America honors, as well as being named the Conference USA Offensive Player of the Year and a first-team Conference USA selection.

Hinshaw's UAB offense tallied 400 or more total yards in eight games in 2022, surpassing 220 rushing yards in 10 games. The Blazers ranked eighth nationally in rushing yards per game as a team with 235.6.

In 2021 as an analyst with the Knights, he helped UCF win six of its final seven games to compile an overall 9-4 mark capped by a 29-17 Gasparilla Bowl triumph over Florida and a perfect 7-0 home record.

Hinshaw spent five years on Mark Stoops' coaching staff at Kentucky from 2016-20 as co-offensive coordinator and quarterback coach. The Wildcats' offense generated 2,000 rushing yards and 2,000 passing yards three times (2016, 2017 and 2018) during Hinshaw's tenure—the first time in school history Kentucky accomplished that in three straight seasons.

Hinshaw helped wide receiver Lynn Bowden Jr. to play quarterback—a position he had not played since high school. Bowden excelled under Hinshaw's guidance and earned first-team All-America and All-Southeastern Conference honors as an all-purpose player. He also won the Paul Hornung Award as the nation's most versatile athlete.

In 2018, Hinshaw's offense led Kentucky to its first 10-win season since 1977—while its 5-3 record in the SEC was the school's first winning record in conference play since that same year. Additionally, the Wildcats finished with the highest final ranking (No. 11) since 1977.

Prior to his time at Kentucky, Hinshaw served on the Cincinnati coaching staff from 2013-15 as passing game coordinator. In three seasons under head coach Tommy Tuberville, Hinshaw helped guide the Bearcats to a bowl game each year, with Cincinnati collecting 25 combined wins. In 2013, the Bearcats led the American Athletic Conference in total offense (472.1) and rushing offense (168.3).

Those marks were surpassed in 2015—as Cincinnati amassed 537.8 yards per game. The Bearcats ranked sixth in the nation in passing offense (359.9) and total offense in 2015. The 2014 Cincinnati squad won a share of the AAC championship along with UCF and Memphis, each with 7-1 league records.

Hinshaw coached three seasons at Tennessee (2010-12), working as recruiting coordinator in 2012, with Rivals.com ranking him as one of the top 10 recruiters in college football. He helped direct the 2012 Tennessee offense to 5,711 yards, second most in school history. His star wide receiver, Cordarrelle Patterson, a first-team All-SEC selection, set Tennessee's single-season record with 1,858 all-purpose yards.

From 2007-09, Hinshaw spent three seasons at Memphis as wide receivers coach. He joined the Tigers' staff after serving one year as offensive coordinator and quarterbacks coach at Georgia Southern in 2006.

He worked at Middle Tennessee State for five seasons (2001-05)—as running backs coach his first two seasons before being elevated to co-offensive coordinator in February 2003.

Hinshaw began his coaching career at his alma mater, UCF, where head coach Mike Kruczek hired him as a graduate assistant in 1999 and named him quarterbacks coach in 2000.

As a player, Hinshaw set numerous school records for the Knights, finishing as the career leader in every major passing category, including yards (9,000 on 614 of 1,112 throwing), passing TDs (82) and overall TDs responsible for (93). He was a four-year (1991-94) starter at quarterback, throwing for a then-UCF record 437 yards as a junior versus Valdosta State in 1993 and later that season throwing six TD passes in a game against Liberty.

During his time under center, UCF had a combined 28-16 record, including a 9-3 mark in 1993 that resulted in a berth in the NCAA Division I-AA playoffs. Hinshaw was named to UCF's 25th Anniversary Team in 2004.

Hinshaw also played for the UCF basketball team in 1993-94, helping the Knights to the NCAA Championship, the Atlantic Sun Tournament title and a 21-9 record that year.

Following his playing days at UCF, Hinshaw began a career in pro football. After a brief stint with the Cleveland Browns, he spent two years with the Orlando Predators of the Arena Football League.

Hinshaw earned his bachelor's degree in finance from UCF in 1993 and added a master's in business administration (MBA) from UCF in 1996.

He is father to four children—daughters Sydney, Hayley and Carley and son Darin Jr.

### COACHING EXPERIENCE

1999-2000	<b>UCF</b> <i>Graduate Assistant (1999)</i> <i>Quarterbacks (2000)</i>
2001-05	<b>Middle Tennessee State</b> <i>Running Backs (2001-05)</i> <i>Co-Offensive Coordinator (2003-05)</i>
2006	<b>Georgia Southern</b> <i>Offensive Coordinator/Quarterbacks</i>
2007-09	<b>Memphis</b> <i>Wide Receivers</i>
2010-12	<b>Tennessee</b> <i>Wide Receivers (2010-12)</i> <i>Recruiting Coordinator (2012)</i>
2013-15	<b>Cincinnati</b> <i>Passing Game Coordinator</i>
2016-20	<b>Kentucky</b> <i>Co-Offensive Coordinator/Quarterbacks</i>
2021	<b>UCF</b> <i>Defensive Analyst</i>
2022	<b>UAB</b> <i>Offensive Coordinator</i>
2023-pres.	<b>UCF</b> <i>Offensive Coordinator/Quarterbacks</i>





## BRIAN BLACKMON

TIGHT ENDS/SPECIAL TEAMS COORDINATOR | THIRD SEASON

Brian Blackmon's third year at UCF as tight end coach and special teams coordinator featured a potent combination at tight end with veteran Alec Holler and freshman Randy Pittman—along with quality special teams contributions from kicker Colton Boomer, punter Mitch McCarthy and returner Xavier Townsend.

Holler and Pittman combined for 41 receptions for 440 yards and three touchdowns, while Boomer kicked a dozen field goals (four including the game-winner at Boise State) and Townsend rated second in the Big 12 Conference in punt returns (9.5 each). McCarthy averaged 40.9 yards on 33 punts. Pittman (as league freshman of the year on offense), Boomer and Townsend (as a returner) all were honorable

mention All-Big 12 selections by league coaches.

Blackmon's second season at UCF in 2022 was highlighted by the selection of long snapper Alex Ward as a Patrick Mannelly Award finalist for the second consecutive season and third-team All-American (Phil Steele)—and the emergence of rookie placekicker Boomer, Australian punter McCarthy and rookie punt returner Townsend.

In addition, veteran tight end Holler excelled at the tight end slot, finishing with 22 receptions for 276 yards and doing yeoman's work as a blocker. His lone TD reception in 2022 was the game-winner with 20 seconds left as the Knights came from behind to defeat South Florida in the regular-season finale.

Boomer took over the top field-goal kicking role early in 2022 and ended up connecting on 14 of his 15 attempts. He led the American Athletic Conference in field-goal percentage (eighth nationally at .933) and ranked fifth in the conference at field goals per game (1.17). Pro Football Focus named him a third-team All-AAC pick.

Meanwhile, McCarthy claimed the number-one punting job a few weeks into the 2022 season and finished with a 43.3-yard average.

In the return game in 2022, freshman Townsend finished 16th nationally (third in the AAC) in punt returns at 9.3 yards each. The Knights also blocked three punts and returned two of those for scores.

Blackmon's initial season at UCF in 2021 saw Ward win third-team All-America honors (Phil Steele) and the emergence of Holler, a former Knights walk-on.

One of three finalists for the Mannelly Award as the top long snapper in college football in both 2021 and 2022, Ward also was a first-team All-AAC pick by Phil Steele in 2021. He played in the Senior Bowl after the 2022 season and was the lone long snapper invited to the 2023 NFL Combine.

Holler moved into the 2021 starting lineup at midseason and caught 19 passes overall for 192 yards, including TD receptions versus Temple (two) and Boise State.

On the special teams side in 2021, punter Andrew Osteen (he averaged 41.1 yards per kick) had 30 of his 71 attempts end with fair catches and another 18 downed inside the 20—while Daniel Obarski produced touchbacks on 38 of 75 kickoffs.

Blackmon, a former member of Gus Malzahn's Auburn football staff and one of the most successful and respected high school coaches in the state of Alabama, rejoined Malzahn at UCF in February 2021. He is in his third year on the Knights' staff in 2023.

Blackmon in 2020 concluded his third season on the Troy football staff. He added the role of special teams coordinator prior to the 2019 season after coaching Troy's tight ends and S-backs in 2018. Blackmon also coached the Trojan running backs in 2019 and then in 2020 worked exclusively with special teams. He joined the Troy staff following one season in 2017 as an offensive analyst under Malzahn at Auburn after a 21-year career at Opelika (Alabama) High School.

In 2020, Troy finished 19th in punt-return defense (2.91 yards each), led the Sun Belt Conference (ranking 28th nationally) in net punting at 40.63 and blocked three kicks. Punter Jack Martin was a first-team All-Sun Belt pick as he led the country with his 45.8 net punting average—while his 46.1 per-punt average was sixth nationally. Martin allowed just four returns on his punts for a combined seven yards, while having no touchbacks and 52% fair catches.

In one season coaching the running backs in 2019 Blackmon was dealt one of the most difficult hands in the country as Troy lost Sun Belt Preseason Offensive Player of the Year B.J. Smith and two other running backs in week two to injury. He mentored Smith's replacement, DK Billingsley, toward a season where he rushed for 901 yards and 10 TDs.

Troy was once again one of the top special teams units in the country in 2019, ranking 17th in opponent kickoff return yards while limiting returns to just a 17.85-yard average. The Trojans finished the season ranked number one in the country according to ESPN's special teams efficiency rating.

Blackmon also assisted with the Trojan special teams in 2018 as Troy finished fourth nationally in net punting. Tyler Sumpter set the school record by averaging 45.1 yards per punt (11th nationally), and the Trojans were ninth in the country averaging 25.0 yards per kickoff return. Sumpter finished one field goal shy of setting the school record with 18 makes on the year, and Troy was one of just 24 teams nationally to not allow a blocked kick.

Blackmon's first season at Troy in 2018 resulted in a 10-3 overall record, a victory at Nebraska and the Trojans' third straight bowl victory (42-32 over Buffalo in the Dollar General Bowl in Mobile). Smith turned in the fourth-best rushing season in school history with 1,186 yards (second in the Sun Belt) behind the blocking of Troy's tight ends and S-backs.



In Blackmon's lone season with the Tigers and Malzahn in 2017, Auburn's offense ranked in the top 30 nationally in total offense, rushing, pass efficiency and scoring as the Tigers won the Southeastern Conference West Division and played in the SEC Championship Game. Running back Kerryon Johnson was named the SEC Offensive Player of the Year and Auburn finished the season with a Peach Bowl appearance against UCF after knocking off a pair of No. 1 teams—Georgia and Alabama—over the regular season's final three weeks.

Blackmon served as head coach of the Opelika High School football program in his final eight seasons (2009-16) at the school, while also serving as the athletics director during the same time period.

Opelika advanced to a pair of Alabama 6A state championship games (2012 and 2016), and the Bulldogs compiled a 69-25 record during Blackmon's tenure. He was honored as 6A Coach of the Year in 2012 by the Alabama Sports Writers Association, the Alabama Football Coaches Association, the Opelika-Auburn News, Columbus SportsVision and AL.com.

The Bulldogs won three consecutive region championships and advanced to the playoffs in seven of his eight seasons as head coach. Blackmon left Opelika as the third-winningest coach in the then-99-year history of the high school.

He served as president of the Alabama High School Athletic Directors and Coaches Association and on the advisory, Hall of Fame, reclassification and all-star selection committees of the Alabama High School Athletic Association. Additionally, he served on the high school task force of USA Football and as a district board member of the Alabama Football Coaches Association.

Blackmon spent his first 13 years at Opelika as the offensive coordinator under legendary head coach Spence McCracken. He served as assistant athletics director from 2001-08 and coached the soccer, wrestling and golf teams at Opelika. He was named the Alabama Assistant Coach of the Year following the 2004 season and was a consistent figure on the coaching staffs of the Alabama-Mississippi and North-South all-star games.

A graduate of Robert E. Lee High School in Montgomery, Alabama, Blackmon was part of the 1991 state champion football team and was inducted into the school's hall of fame in 2017. Blackmon played one season at North Alabama before transferring to Troy to complete his studies.

Blackmon earned his bachelor's degree in accounting from Troy in 1996 and a master's degree in business education from Auburn in 1998. He and his wife Kellie have two children—Cade (he played quarterback at Samford) and Carlyle.

### COACHING EXPERIENCE

1996-2016	<b>Opelika (Alabama) High School</b> <i>Offensive Coordinator (1996-2008)</i> <i>Head Coach (2009-16)</i>
2017	<b>Auburn</b> <i>Offensive Analyst</i>
2018-20	<b>Troy</b> <i>Tight Ends/S-Backs (2018)</i> <i>Running Backs/Special Teams Coordinator (2019)</i> <i>Special Teams Coordinator (2020)</i>
2021-pres.	<b>UCF</b> <i>Special Teams Coordinator/Tight Ends</i>





## DAVID GIBBS

CO-DEFENSIVE COORDINATOR/SECONDARY | THIRD SEASON

UCF co-defensive coordinator and secondary coach David Gibbs has played a major role in the Knights' defensive surge over his three seasons in Orlando—as his talented secondary developed into one of the most productive in the country.

Gibbs works closely with UCF defensive coordinator Addison Williams and those two in 2023 share responsibility for coaching the Knight defensive backs—culminating in a third consecutive bowl invitation in their years at UCF in the Knights' first season in the Big 12 Conference.

The UCF secondary shined in 2023 by leading the Big 12 in fewest passing yards allowed per game (205.8) and ranking third in the league in team passing efficiency defense (120.33). Veteran Corey Thornton

paced the Knights in 2023, tying for the team lead with three interceptions and earning honorable mention All-Big 12 notice. In addition, defensive end Tre'mon Morris-Brash (first team) and linebacker Jason Johnson (second team) also received All-Big 12 honors.

UCF played its way into the American Athletic Conference Championship Game in 2022 with dynamic wins over ranked Cincinnati and Tulane teams—with the Knight defense ranking first nationally in red-zone defense much of the fall (fifth to finish the regular season). UCF held seven opponents to 20 or fewer points and allowed 23.6 points per game overall (third in AAC).

Cornerback Davonte Brown and defensive tackle Ricky Barber claimed honorable mention All-America honors for 2022 from Pro Football Network—with Brown also named AAC Cornerback of the Year. Thornton received third-team All-AAC recognition from Pro Football Focus for his 2022 play—while defenders Barber, Morris-Brash and Johnson all merited first-team all-conference recognition by vote of AAC coaches (Brown was first team by PFN).

Johnson led the Knights in tackles in 2022 (9.0 per game, third in AAC)—while safety Koby Perry topped the UCF secondary with 56 tackles and safety Divaad Wilson contributed three interceptions.

As the Knights won six of their final seven games to finish the 2021 season (including a Gasparilla Bowl triumph over Florida), the UCF defense permitted just 11.8 points per game in those six victories. The Knights averaged 8.1 tackles for loss and 5.0 sacks in those six games—and finished the regular season ranked seventh nationally in pass efficiency defense (110.73) and 26th in tackles for loss (6.8 per game).

Gibbs and his secondary in 2021 made significant contributions as the Knights improved 97 spots in the NCAA pass efficiency defense ratings from 2020 and allowed 89.1 fewer passing yards per game in 2021—an improvement of 86 slots in the final NCAA statistics.

Winning postseason honors for 2021 among UCF defensive backs were safety Quadric Bullard (second-team All-AAC by Pro Football Focus and fourth team by Phil Steele), Wilson (second-team All-AAC by vote of league coaches, third team by PFF, fourth team by Phil Steele) and cornerbacks Brown and Thornton (both third-team All-AAC by PFF). Bullard and Wilson ranked second and fourth, respectively, in tackles for the Knights in 2021.

Gibbs is a 29-year veteran of the coaching industry, including 13 seasons as a defensive coordinator in the college ranks and nine seasons as a defensive backs coach for three different National Football League teams. He was named co-defensive coordinator and secondary coach on Gus Malzahn's UCF football coaching staff on Feb. 18, 2021. He is in his third season at UCF in 2023.

Gibbs was the secondary coach at Missouri in 2019 and 2020—after spending four seasons as defensive coordinator (2015-18) at Texas Tech, where his defenses became known as some of the top turnover-creating units in the country.

Mizzou's defense in 2019 allowed the fewest first downs (195) of any Football Bowl Subdivision program while also ranking sixth nationally in pass defense (179.3 yards per game) under Gibbs. The Tigers were ninth in pass efficiency defense, 14th in total defense (312.0) and 16th in scoring defense (19.4).

In 2017, Texas Tech led the Big 12 and ranked sixth nationally with 29 forced turnovers, including four defensive scores, most by a Texas Tech defense since 2001. From 2013-17, Gibbs' defenses at Tech and Houston forced a combined 140 turnovers, tied for most in the nation among any defensive coordinator during that five-year span.

Gibbs previously served as defensive coordinator at Minnesota (1997-2000), Auburn (2005) and Houston (2013-14) and took over as interim head coach for the Cougars' appearance in the 2015 Armed Forces Bowl. In that game, Gibbs' team posted the biggest fourth-quarter comeback win in bowl-game history, overcoming a 31-6 deficit with just 11 minutes remaining to notch a thrilling 35-34 victory over Pittsburgh.

In his first season at the helm of the Red Raider defense in 2015, Gibbs preached the importance of forcing turnovers and the effects showed as Tech went from a minus-13 turnover margin in 2014 to plus-two in 2015. The Red Raiders picked off 15 passes and recovered 10 fumbles in 2015, a year after forcing just 15 turnovers altogether.

Gibbs quickly changed the defensive culture at Houston shortly after his arrival in 2013. The Cougars ranked as the third-most improved scoring defense nationally and ranked 20th in the country after allowing 21.8 points per game, a significant improvement from the 36 points per game Houston surrendered in 2012.

The 2013 Houston defense led the nation with 43 turnovers forced to pace the Cougars to a best-in-the-nation plus-25 turnover margin. Trevon Stewart led the nation and set a Houston record with six fumble recoveries, while Adrian McDonald led the AAC with six interceptions.

The dramatic defensive overhaul under Gibbs continued in 2014 as Houston finished the regular season ranked 11th nationally in scoring defense at 19.5 points per game and 19th nationally in total defense at 334.6 yards per game. The Houston defense was fifth nationally with 30 takeaways, including 19 interceptions (sixth nationally).



Prior to Houston, Gibbs' last collegiate coaching stop was in 2005 when he served as defensive coordinator at Auburn. The Tiger defense ranked sixth nationally in scoring defense, allowing just 15.5 points per game that season, while ranking 11th in sacks (39) and 16th in third-down defense.

On the professional level, Gibbs spent a combined nine seasons in Denver, Kansas City and Houston as a defensive backs coach. Teams sporting Gibbs on staff finished in the top 12 of total defense five times and advanced to the NFL Playoffs on three occasions. Three players who worked under Gibbs earned NFL Pro Bowl selections—Champ Bailey, John Lynch and Deltha O'Neal.

Prior to joining the professional ranks, Gibbs became the youngest coordinator on the FBS level at the time as the then-29-year-old took over as defensive coordinator at Minnesota in 1997. Gibbs improved a Minnesota defense that had ranked last in the Big Ten in 1996 to one ranked eighth in the nation in pass efficiency defense and scoring defense by 1999.

Under Gibbs' tutelage, Minnesota's Tyrone Carter won the 1999 Jim Thorpe Award and back-to-back All-America honors in 1998 and 1999. Defensive end Lamanzer Williams earned All-America honors in 1997 as Gibbs' defense produced an All-American in three straight seasons for the first time at Minnesota since 1961-63.

Gibbs earned his first full-time coaching position in 1995 at Kansas, where he coached the program's defensive backs. The Jayhawks advanced to just their eighth bowl game in program history in Gibbs' first year when they defeated UCLA in the Aloha Bowl. Gibbs earned his first coaching opportunity with back-to-back two-year stints as a graduate assistant at both Colorado and Oklahoma.

The Auburn, Alabama, native was a four-year letterman at Colorado from 1987-90. He started at defensive back for the 1990 national title-winning Buffalo team and the 11-1 1989 team that finished fourth nationally in the final polls. Gibbs graduated from Colorado in 1990, earning Academic All-Big Eight honors as a senior.

Gibbs and his wife, Debbie, are the parents of two children—a son, Hudson (he's a freshman defensive back at UCF in 2023) and a daughter, Charlie Grace.

### COACHING EXPERIENCE

1991-92	<b>Oklahoma</b> <i>Graduate Assistant</i>
1993-94	<b>Colorado</b> <i>Graduate Assistant</i>
1995-96	<b>Kansas</b> <i>Defensive Backs</i>
1997-2000	<b>Minnesota</b> <i>Defensive Coordinator</i>
2001-04	<b>Denver Broncos</b> <i>Defensive Backs</i>
2005	<b>Auburn</b> <i>Defensive Coordinator</i>
2006-08	<b>Kansas City Chiefs</b> <i>Defensive Backs</i>
2009-10	<b>Houston Texans</b> <i>Defensive Backs</i>
2012	<b>Virginia Destroyers (UFL)</b> <i>Defensive Backs</i>
2013-14	<b>Houston</b> <i>Defensive Coordinator</i> <i>Interim Head Coach (2014 Armed Forces Bowl)</i>
2015-18	<b>Texas Tech</b> <i>Defensive Coordinator</i>
2019-20	<b>Missouri</b> <i>Defensive Backs</i>
2021-pres.	<b>UCF</b> <i>Co-Defensive Coordinator/Secondary</i>



## HERBHAND

Herb Hand has proved conclusively in his three seasons at UCF why he qualifies as one of the top offensive line coaches in the nation.

Hand and his offensive line in 2023 played major roles as UCF showcased one of the most productive offenses in the nation. The Knights rank fourth in the country in rushing (233.2 yards per game, third-best figure in UCF annals)

and seventh in total offense (492.2). The UCF line paved the way for star running back RJ Harvey (1,296 regular-season rushing yards) and two of the top four receivers in the Big 12 Conference (Javon Baker with 966 receiving yards and Kobe Hudson with 853).

The Knights also led the league and rate sixth nationally in third-down conversions (.500). Veteran seniors Lokahi Pauole and Tylan Grable paced a veteran offensive line with 2023 honorable mention All-Big 12 recognition. The UCF offensive line was named to the midseason honor roll for the Joe Moore Award that goes annually to the top offensive line in the nation.

All five of Hand's UCF starters earned some sort of postseason honors in both 2021 and 2022. UCF was the only American Athletic Conference team to have all five starters recognized by Pro Football Focus in both those seasons.

AAC coaches named tackle Ryan Swoboda and guard Pauole to the 2022 all-league first team, while PFF tabbed guard Sam Jackson and center Matt Lee to its first team. Tackle Grable received third-team recognition from PFF. Pro Football Network selected Pauole to the All-AAC first team, Lee to the second team and named Swoboda as an honorable mention pick.

The Knights in 2022 dominated in terms of running the football, ranking ninth nationally (second in the AAC) at 228.4 yards per outing. That sort of production enabled UCF to rank 16th nationally in total offense (469.6 yards per game) and score 32.9 points per contest. The Knights rushed for a season-high 345 yards versus South Florida, added 336 in the road win at 17th-rated Tulane and two other times hit the 300-yard mark (Florida Atlantic and Temple). The UCF line play helped running back Isaiah Bowser account for 16 rushing touchdowns (10th nationally and second in the AAC).

PFF named guard Cole Schneider to its second team of 2021 All-AAC performers-- Lee and Pauole made the third team, while tackles Jackson and Marcus Tatum both merited honorable mention notice. On the All-AAC squad selected by league coaches, Pauole made the second team, while Schneider and Tatum were honorable mention picks. In addition, Phil Steele selected Pauole and Tatum second-team all-league, while naming Schneider to the third team. PFF placed Schneider on the All-AAC second team and handed Lee and Jackson honorable mention recognition.

With the Knights claiming victories in six of their final seven games to close the 2021 season, Hand's charges played key roles in leading a UCF offense that was forced to play major portions of the season without quarterback starter Dillon Gabriel, Bowser and receiver Jaylon Robinson. The Knights capped the year by running for 288 yards in their Gasparilla Bowl win over Florida--and only LSU with 321 ran for more versus the Gators in 2021. USA Today recognized that effort by selecting Lee to its all-bowl team.

Hand worked with Gus Malzahn at Tulsa in 2007-08 when they produced the number-one offense in the country and coached the Auburn offensive line that helped the Tigers rank as one of three finalists for the 2017 Joe Moore Award as the top offensive line in the nation.

Hand joined Malzahn's UCF football staff in February 2021 and is in his third season in Orlando in 2023.

Before coming to UCF Hand spent three seasons as co-offensive coordinator and offensive line coach at Texas (2018-20) and enjoyed great success in stints at Auburn, Penn State, Vanderbilt, West Virginia and Tulsa. He has coached in offenses that produced all-time leading rushers at West Virginia, Tulsa and Vanderbilt. Hand has worked with programs that produced six conference championships in addition to three division championships.

In both 2020 and 2019, both Texas center Zach Shackelford and left tackle Samuel Cosmi earned All-Big 12 honors. Cosmi was a unanimous first-team all-league pick in 2020 and went on to earn third-team All-America honors from the Associated Press. In his three years at Texas, Hand saw nine offensive linemen earn All-Big 12 recognition.

After Hand's unit paved the way for Texas to rush for 231 yards against 11th-ranked Utah in the 2019 Valero Alamo Bowl, the Longhorns' offensive line received all-bowl recognition from Sports Illustrated. Cosmi was recognized individually by the Associated Press and ESPN as an all-bowl performer for his Alamo Bowl showing.

In 2018, all five starting offensive linemen garnered All-Big 12 honors, led by center Shackelford's first-team recognition (AP). Calvin Anderson, Elijah Rodriguez and Patrick Vahe were honorable mention picks, while Cosmi received votes as the Big 12 Offensive Freshman of the Year and was a Freshman All-American.

A three-time finalist for Offensive Line Coach of the Year by Football Scoop (2008, 2016-17), Hand was also co-coordinator for an offense that led the nation in total offense for two consecutive years (2007-08) at Tulsa, one of which is the only offense to feature a 5,000-yard passer, a 1,000-yard rusher and three 1,000 yard receivers (2007). He has also coached five Freshman All-Americans.

Hand came to Austin from Auburn, where he served for two seasons as offensive line coach under Malzahn, whom he was previously co-coordinator with at Tulsa. While at Auburn, Hand's offensive line was named one of three finalists for the Joe Moore Award in 2017, and the unit was a semifinalist for the award in 2016. During that time, along with his tenure at Vanderbilt, he coached players who earned 11 southeastern Conference Offensive Lineman of the Week Awards.

In 2017 Auburn ranked in the top 30 in the nation in total offense (26th/451.6 yards per game), scoring offense (27th/33.9) and rushing offense (26th/218.3), while ranking sixth in completion percentage (.668) and 15th in third-down conversion percentage (.455). The Tigers' balanced offense was one of only five nationally to average at least 230 yards passing and 215 yards rushing per game (along with Louisville, Oklahoma, Ohio State and South Florida). Auburn's eight 40-point games during the year set a school single-season record.

Under Hand, right guard Braden Smith earned first-team All-America honors from Associated Press and earned the SEC's Jacobs Blocking Trophy as the top blocker in the conference. Left tackle Austin Golson was tabbed third-team All-SEC by Phil Steele. The line paved the way for running back Kerryon Johnson to rank 15th nationally in rushing yards per game (115.9) and ninth in rushing TDs (18), while being named SEC Offensive Player of the Year and second-team All-SEC.

In 2016, Auburn led the SEC and was sixth nationally in rushing with 271.3 yards per game. Two offensive linemen in Smith and left guard Alex Kozan garnered second-team All-America honors and both were first-team All-SEC selections. Right tackle Robert Leff also took home All-SEC recognition. The line cleared the way for running back Kamryn Pettway to lead the SEC and rank 11th in the nation in rushing yards per game (122.4 yards per game). Auburn finished 2016 with an 8-5 record and an appearance in the Allstate Sugar Bowl.

Hand went to Auburn after two seasons at Penn State as the run game coordinator and offensive line coach. In 2015, the unit blocked for Big Ten Freshman of the Year Saquon Barkley as he set Penn State's freshman rushing record with 1,076 yards. In 2014, Hand's young offensive line steadily improved and produced second-round NFL Draft pick Donovan Smith, an offensive tackle chosen by Tampa Bay.

Hand coached the offensive line at Vanderbilt from 2010-13, adding run game coordinator duties in 2013. In 2013, Vanderbilt's offensive line blocked for 34 rushing touchdowns, including a school-record 14 by running back Jerron Seymour. Hand helped center Wesley Johnson earn All-SEC honors in 2012 and 2013 and then end up selected in the fifth round of the 2014 NFL Draft by the Pittsburgh Steelers. Hand's 2011-12 offensive lines were instrumental in Zac Stacy breaking the Vanderbilt season and career (3,143 yards) rushing records at that time.

Prior to Vanderbilt, Hand worked three years at Tulsa, serving as assistant head coach, offensive coordinator and offensive line coach. Hand helped guide Tulsa to consecutive GMAC Bowl appearances behind one of the NCAA's most explosive spread offenses, while



## OFFENSIVE LINE | THIRD SEASON

mentoring four Freshman All-Americans.

In 2007 quarterback Paul Smith passed for 5,065 yards, while running back Tarrion Adams rushed for 1,225 yards--and the trio of Brennan Marion (1,244), Trae Johnson (1,088) and Charles Clay (1,024) each topped 1,000 receiving yards. The offense led the nation with 543.9 total yards per game, was third with 371.0 passing yards per game and sixth with 41.1 points per game. A year later, the offense averaged 569.9 total yards per game, while ranking in the top 10 in both rushing (fifth/268.0 yards per game) and passing (ninth/301.9) offense. The scoring offense ranked second with 47.2 points per game.

Hand spent six years (2001-06) at West Virginia, serving as tight ends coach and recruiting coordinator. He helped the Mountaineers win three Big East Conference titles and go to five straight bowl games during the span, including a 38-3 victory over SEC champion Georgia in the 2006 Sugar Bowl. In 2006, West Virginia finished with an 11-2 record with an offense that ranked second nationally in rushing, third in scoring and fourth in total offense.

Prior to West Virginia, Hand served as an offensive graduate assistant at Clemson for two seasons (1999-2000), as the Tigers participated in the 1999 Peach Bowl and 2001 Gator Bowl. Before that, he served as defensive coordinator and special teams coordinator at Concord College in West Virginia in 1997-98. He also was defensive coordinator at another West Virginia Intercollegiate Athletic Conference program, Glenville State, where he helped the Pioneers win three WVIAC Championships in 1994, 1995 and 1996.

Hand earned his bachelor's degree in history from Hamilton College in 1990, where he was a three-year starter on the offensive line for the Continentals, serving as team captain and earning All-New England Small College Athletic Conference honors in 1989. He earned a master's degree in business administration in 1993 from West Virginia Wesleyan while serving as a graduate assistant coach.

A native of Westmoreland, New York, Hand and his wife, Debbie, have three children--sons Trey and Cade and a daughter, Bailey.

### COACHING EXPERIENCE

1991-93	<b>West Virginia Wesleyan</b> <i>Graduate Assistant</i>
1994-96	<b>Glenville State</b> <i>Defensive Coordinator</i>
1997-98	<b>Concord College</b> <i>Defensive Coordinator/Special Teams Coordinator</i>
1999-2000	<b>Clemson</b> <i>Offensive Graduate Assistant</i>
2001-06	<b>West Virginia</b> <i>Tight Ends/Recruiting Coordinator</i>
2007-09	<b>Tulsa</b> <i>Assistant Head Coach/Offensive Coordinator/Offensive Line</i>
2010-13	<b>Vanderbilt</b> <i>Offensive Line Run Game Coordinator (2013)</i>
2014-15	<b>Penn State</b> <i>Offensive Line/Run Game Coordinator</i>
2016-17	<b>Auburn</b> <i>Offensive Line</i>
2018-20	<b>Texas</b> <i>Co-Offensive Coordinator/Offensive Line</i>
2021-pres.	<b>UCF</b> <i>Offensive Line</i>





## KENNY INGRAM

Kenny Ingram, UCF's third-year defensive ends coach, in 2023 tutored two of the Big 12 Conference's best in tackles for loss and sacks in first-team all-league pick Tre'mon Morris-Brash and honorable mention all-conference selection Malachi Lawrence—as well as one of the most consistent Knight ends in three-year starter and two-time captain Josh Celiscar.

Morris-Brash led the Big 12 and rated fifth nationally in tackles for loss (18.5, 1.5 per game) and added 8.5 sacks (.71 per outing) to stand second in the Big 12. Lawrence contributed 7.5 sacks—good for fourth in

the Big 12. Celiscar contributed 44 tackles in 2023 and has started 38 games in his UCF career.

Meanwhile UCF won three of its last four Big 12 games to claim a postseason invitation for the eighth straight year.

Ingram helped the Knights win nine games and a bowl invitation for the second straight season in 2022 while producing dramatic improvement in UCF's overall defensive profile. That came after the Knights completed a late-season defensive push to close out the 2021 regular season with six wins in the last seven games, capped by a Gasparilla Bowl victory over Florida.

Integral to that 2022 improvement were the two UCF regulars at end—Morris-Brash (fifth on team with 52 tackles, team-high 13 tackles for loss and team-leading six sacks, twice as many as any other player totaled) and Celiscar (54 tackles, 8.5 TFL, 3 sacks, 5 quarterback hurries and 3 forced fumbles) as the lone junior among Knight captain selections.

Morris-Brash received first-team All-American Athletic Conference recognition from league coaches (second team from Pro Football Network and third team, by Pro Football Focus), while Celiscar was a PFN honorable mention pick.

Another of Ingram's charges, veteran end and captain Big Kat Bryant, claimed first-team All-AAC honors by vote of league coaches for 2021. He also was a first-team selection by Phil Steele and PFN—and the PFN AAC Newcomer of the Year and AAC Defensive Lineman of the Year. Bryant ended up the Knights' leader in sacks, tackles for losses and quarterback hurries. In addition, Morris-Brash claimed 2021 honorable mention All-AAC notice from PFF.

That group helped UCF average 8.1 tackles for loss and 5.0 sacks over its last six victories—and finish the regular season ranked seventh nationally in pass efficiency defense (110.73) and 26th in tackles for loss (6.8 per game). Ingram and his linemen helped the Knights improve 70 spots in NCAA total defense rankings while averaging 122.5 fewer yards allowed per game than in 2020.

Ingram, a veteran defensive coach and former member of Gus Malzahn's Auburn football staff, joined Malzahn's UCF coaching staff in February 2021. He is in his third season with the Knights in 2023.

He previously coached at Arkansas State under Malzahn, helping the Red Wolves win the 2012 Sun Belt Conference title as the team's defensive line coach. Ingram assisted the Arkansas State defensive interior line during the 2020 campaign after coaching defensive tackles at Arkansas in 2019.

Ingram also served as director of player relations at Auburn under Malzahn in 2017-18 in his second stint with the Tigers. He held that same position in 2013-14 at Auburn.

Ingram's years at Auburn featured postseason bowl appearances every season—including the Bowl Championship Series national title game after the 2013 campaign. In between stops at Auburn, he coached the defensive tackles at Cincinnati in 2015 and 2016 under Tommy Tuberville—with the Bearcats advancing to the Hawai'i Bowl in 2015.

Ingram began his collegiate career at Tennessee State in 2005 as the Tigers' defensive line coach. He quickly moved back to his hometown of Memphis in 2006, initially taking over the linebackers for the University of Memphis before being named defensive coordinator in 2009. While at Memphis, he helped the Tigers to the 2007 New Orleans Bowl and 2008 St. Petersburg Bowl.

Prior to his collegiate coaching career, Ingram was the head coach at Melrose High School in Memphis from 2002-04. He led the Golden Wildcats to a 37-4 overall record after serving as assistant head coach and defensive coordinator. He was a three-time regional coach of the year and the Memphis Commercial Appeal's 2004 Coach of the Year for Metro Memphis. He led the school to one appearance in the state finals and a

pair of appearances in the state semifinals.

He was selected to serve as the Liberty Bowl All-Star Game defensive coordinator in 2003 and was a member of the Tennessee East-West Shrine All-Star Game coaching staff that same season. He was an assistant coach for the Tennessee-Kentucky All-Star Game in 2004. Ingram taught and coached at Corry Middle School in Memphis and worked in the Youth Habilitation Center prior to moving to Melrose.

Ingram starred in football at Whitehaven High School in Memphis, then was a four-year letterman at Arkansas State, serving as team co-captain in 1992. At Arkansas State, Ingram played for head coach Steve Caldwell. He received his bachelor's degree in political science in 1999 from Arkansas State.

He and his wife, Carla, are parents of five children—Kendrien, Taylor, Kameron (a running back on the 2023 UCF roster) and twins Kennedy and Karleigh.



### COACHING EXPERIENCE

2001-04	<b>Melrose (Tennessee) High School</b> <i>Assistant Head Coach/Defensive Coordinator (2001)</i> <i>Head Coach (2002-04)</i>
2005	<b>Tennessee State</b> <i>Defensive Line</i>
2006-09	<b>Memphis</b> <i>Linebackers (2006-08)</i> <i>Defensive Coordinator/Linebackers (2009)</i>
2011-12	<b>Arkansas State</b> <i>Interim Defensive Assistant Coach (2011)</i> <i>Defensive Line (2012)</i>
2013-14	<b>Auburn</b> <i>Director of Player Development</i>
2015-16	<b>Cincinnati</b> <i>Defensive Line</i>
2017-18	<b>Auburn</b> <i>Director of Player Relations</i>
2019	<b>Arkansas</b> <i>Defensive Tackles</i>
2020	<b>Arkansas State</b> <i>Volunteer Assistant</i>
2021-pres.	<b>UCF</b> <i>Defensive Ends/Rush</i>





## KENNY MARTIN

Orlando native Kenny Martin, UCF's defensive tackle coach, has figured prominently in the Knights' defensive turnaround over the last three campaigns under head coach Gus Malzahn—with first-year tackle regular Lee Hunter and captain Ricky Barber leading that charge in 2023.

Hunter claimed honorable mention All-Big 12 Conference recognition after making more regular-season tackles in 2023 (64, including 10.5 tackles for loss) than any defensive tackle in the nation (according to Pro Football Focus). Barber battled injuries yet still started nine games for the Knights.

UCF also received key assistance at tackle from true freshman John Walker, who added 22 tackles (five for loss).

Martin's charges played noteworthy roles in 2022 with veteran Anthony Montalvo (43 tackles, 6.5 tackles for loss, 6 QB hurries) adding experience with his 35 career starts in a Knight uniform and Barber (49 tackles, 9 TFL, 3 sacks, team-high 12 QB hurries) claiming honorable mention All-America honors from Pro Football Network. Barber was a first-team All-American Athletic Conference pick by both the league's coaches and PFN.

The Knights' defensive tackles assisted the UCF defense in leading the country in red-zone defense much of the year, ultimately finishing fifth. Meanwhile Martin's charges helped UCF reach the nine-victory mark for a second consecutive year as the Knights advanced to the AAC Championship Game for the first time in four years and qualified for a bowl game for the seventh straight season.

As UCF won six of its final seven games to close the 2021 season (capped by a Gasparilla Bowl win over Florida), the Knight defense permitted only 11.8 points per game in those six combined victories. UCF averaged 8.1 tackles for loss and 5.0 sacks in those six games—and finished the regular season ranked seventh nationally in pass efficiency defense (110.73) and 26th in tackles for loss (6.8 per game).

Among Martin's charges at tackle in 2021 were Western Kentucky transfer Barber (29 tackles, 5.5 tackles for loss), Montalvo (34 tackles) and sophomore Keenan Hester (24 tackles). That group helped the UCF defense improve 70 spots in NCAA total defense rankings—averaging 122.5 fewer total yards per game allowed in 2021 compared to the previous season.

Martin previously was defensive tackle coach from 2018-20 for Western Kentucky defenses that ranked among the most productive in the country. He joined Gus Malzahn's UCF football staff in February 2021 and is in his third year with the Knights in 2023.

A former defensive lineman for the Hilltoppers, Martin first returned to his alma mater in 2016 and worked with the defensive tackle position group for five seasons, the first two as a graduate assistant coach.

In 2020 Martin helped the Western Kentucky defense rank eighth in the nation in passing yards allowed (177.3), 28th in total yards allowed (348.7) and 41st in points allowed (25.3) per game. Among the defensive tackle group, redshirt freshman Barber was named a Football Writers Association of America Freshman All-American. His 58 total tackles tied for fifth among all Football Bowl Subdivision defensive linemen regardless of class. Phil Steele tabbed Barber as an All-Conference USA second-teamer and Jeremy Darvin, the other starting tackle, as a third-teamer.

In 2019 Martin helped mentor his group into one of the most solid positions on the field. Darvin and Jaylon George earned All-Conference USA honorable mention recognition, while Barber was named to the Conference USA All-Freshman Team. Western Kentucky allowed only 20.1 total points per game, the lowest mark for the program since 2004, to rank 22nd nationally. The Hilltoppers held opponents to a 29.7% rate (51 of 172) on third down (sixth in the FBS) and ranked third in the FBS with only 82 missed tackles. Western Kentucky was 24th in total defense at 335.5 yards allowed per game.

In 2018 Martin's work developed George into one of the top defensive tackles in Conference USA as an all-league selection by Pro Football Focus. In 2017, senior Chris Johnson earned All-Conference USA honorable mention accolades after leading all defenders in quarterback hurries from his tackle position.

In 2016, Martin helped senior Keith Brown set a single-season record for total tackles with 131 en route to earning All-Conference USA first-team honors along with PFF second-team All-America recognition. The Hilltoppers finished the campaign with the second-ranked rushing defense, surrendering just 97.2 yards per game. Western Kentucky also led the conference in scoring defense as it won a second consecutive league championship (under head coach Jeff Brohm, now at Purdue) and third

## DEFENSIVE TACKLES | THIRD SEASON



consecutive bowl game.

A four-year letterman for Western Kentucky (the last three under former Florida State and Florida Atlantic coach and current NFL Baltimore Ravens assistant Willie Taggart), Martin started 42 games from 2009-12 (74 career tackles) and was a member of the Hilltoppers' first FBS bowl team in the 2012 Little Caesar's Pizza Bowl.

As a coach, Martin helped Western Kentucky participate in the 2016 Boca Raton Bowl (won 51-31 over Memphis), 2017 Cure Bowl, 2019 First Responder Bowl (won 23-20 over Western Michigan) and 2020 LendingTree Bowl—as well as the 2021 Gasparilla Bowl (a 29-17 triumph over Florida) and 2022 Military Bowl once he came to UCF.

Prior to returning to Western Kentucky, Martin was the defensive line coach at the University of Virginia-Wise in 2015. Martin also served as the defensive coordinator at Warren Central High School in Bowling Green, Kentucky, in 2014. He got his start in coaching as the co-defensive coordinator and defensive line coach at his former high school, Ocoee High School, in Orlando in 2013.

Martin is a 2012 Western Kentucky graduate with a degree in sociology. He and his wife, the former Tasha Babb, have a daughter Khloe and son Tre.

## COACHING EXPERIENCE

2013	<b>Ocoee (Florida) High School</b> <i>Co-Defensive Coordinator/Defensive Line</i>
2014	<b>Warren Central (Kentucky) High School</b> <i>Defensive Coordinator/Defensive Line</i>
2015	<b>Virginia-Wise</b> <i>Defensive Line</i>
2016-20	<b>Western Kentucky</b> <i>Defensive Graduate Assistant (2016-17)</i> <i>Defensive Tackles (2018-20)</i>
2021-pres.	<b>UCF</b> <i>Defensive Tackles</i>



## GRANT HEARD

Grant Heard's first two seasons as receivers coach on UCF coach Gus Malzahn's staff in 2022 and 2023 have produced one of the most potent pass-catching combinations in Knight annals—including two of the most productive receivers in the Big 12 Conference in 2023.

Heard's star pupils are 2023 first-team all-Big 12 receiver Javon Baker (with his 80.5 receiving yards per game leading the Big 12) and honorable mention All-Big 12 selection Kobe Hudson (853 yards, ranking fourth in the league). They qualify as two of the big-play veterans in the nation—with Baker's 22.47-yards-per-catch figure ranking as third highest in the county and Hudson's 20.31 figure rating ninth. They stand two-three in the Big 12.

That duo plus sophomore slot receiver Xavier Townsend (31 catches for 316 yards, 3 TDs in 2023) fuel a UCF offense that ranks seventh nationally (second in Big 12) in production at 492.2 yards per game.

Heard in 2022 tutored three blue-chip receivers who combined to create a difficult-to-defend unit paced by second-team All-American Athletic Conference veterans Ryan O'Keefe (team-high 73 catches for 725 yards, 5 touchdowns; 107.3 all-purpose yards per game) and Alabama transfer Baker (56 for team-high 796, 5 TDs)—plus Auburn transfer Hudson (39 for 641, 7 TDs; an average of 16.4 yards per reception). All of Hudson's catches came over the final 10 games.

That trio alone combined for 168 catches for 2,162 yards—while helping the Knights rank among the national leaders in total offense (16th at 469.6 yards per game). AAC coaches rewarded O'Keefe with his second-team all-league honor, while Pro Football Focus did the same for Baker.

Heard came to Orlando after serving as Indiana's receivers coach for five years (2017-21)—the last two as the Hoosiers' co-offensive coordinator and previous three as passing game coordinator. The former Ole Miss receiver spent the previous five seasons coaching receivers at his alma mater.

Under Heard's direction in 2020, Ty Fryfogle became the first Hoosier wideout since 2007 to earn All-America honors (third team) and the first in program history to be named Big Ten Richter-Howard Receiver of the Year. Nine times Hoosiers earned all-conference honors during Heard's time in Bloomington, highlighted by Fryfogle's 2020 first-team recognition.

Fryfogle, the first B1G pass-catcher with back-to-back 200-yard games, also was one of 11 Biletnikoff Award semifinalists in 2020. He finished his career sixth on the school's career lists in receptions (158) and yardage (2,231) and tied for 10th in receiving touchdowns (10).

Whop Philyor, a 2021 free-agent signing of the Minnesota Vikings, closed out his career as Indiana's all-time leader in double-digit catch games (seven), fourth in receptions (180), tied for fourth in 100-yard games (seven) and ninth in yardage (2,067).

A second-team all-league selection, Philyor became the seventh Hoosier to reach 1,000 yards (1,002) on 70 catches in 2019. His receptions ranked third in the Big Ten and sixth on Indiana's single-season list, while his yardage totals were fourth and seventh, respectively.

From 2017-19, the Hoosiers finished in the top three in the conference in passing offense. They ranked second in 2019 (25th nationally), and third in 2018 and 2017 (tied for 35th nationally). En route to 2018 honorable-mention All-B1G recognition, current Tennessee Titan Nick Westbrook led the team with 590 yards.

Three wideouts earned 2017 all-league recognition, including first-teamer Simmie Cobbs Jr. Cobbs (72) and Luke Timian (68). They finished second and third in the league and shared fourth and sixth on the Indiana single-season list in catches. Additionally, Cobbs was fourth in the Big Ten in yardage (841) and tied for sixth in receiving scores (8), which shared 10th on Indiana's single-season charts.

Heard completed his fifth campaign as the wide receivers coach at Ole Miss in 2016. He worked with eventual Indiana head coach Tom Allen at Ole Miss (2012-14), Arkansas State (2011) and Lambuth (2008-09).

Heard mentored 2015 Biletnikoff Award finalist Laquon Treadwell, the program's first Biletnikoff finalist. Treadwell caught 82 passes (second in the SEC) for a league-leading 1,153 yards and 11 TDs. Treadwell broke 15 school records in 2015 and was selected in the first round of the NFL Draft by Minnesota, while fellow Rebel standout Cody Core was selected in the sixth round by Cincinnati.

Heard's 2015 receiving corps was one of four in the nation with seven or more players who caught at least 20 balls. Ole Miss broke nearly every offensive school record, while it led the conference and ranked in the Top 10 nationally in scoring (40.8), total offense (517.8 yards) and passing (334.7).

In 2014, Ole Miss was the only SEC team with three receivers in the top 12 in TD receptions. The previous year Treadwell (5.58) and current New England Patriots wideout Donte Moncrief (4.42) ranked inside the league's top eight in catches per game. Moncrief was sixth in the SEC in yards per game (68.8).

The 2013 SEC Freshman of the Year, Treadwell set freshman records in receptions (67), yardage (557) and scores (five). He topped all SEC freshman receivers in catches, yards and TDs.

Moncrief declared for the NFL Draft after his junior year and finished his career in the top three in program history in receptions, yardage and TDs. He was selected by the Indianapolis Colts in the third round (90th pick).

Heard served as passing game coordinator and quarterbacks coach at Arkansas State (2010-11). Quarterback Ryan Aplin, the 2011 Sun Belt Conference Player of the Year, established school single-season records for total offense and passing yardage per game, and he ranked 10th in the nation in total offense.

His passing attack ranked 16th in the nation, and the Red Wolves finished 24th in total offense en route to a Sun Belt championship and a GoDaddy.com Bowl appearance.

Prior to Arkansas State, Heard spent 2008 and 2009 as Lambuth's offensive coordinator.

## WIDE RECEIVERS | SECOND SEASON



The 2008 Eagles accumulated 5,861 yards and became the top-ranked offense in the NAIA. Lambuth finished third in the nation in scoring offense and fourth in passing efficiency that year.

Upon completion of his playing career, Heard started his coaching career as the quarterbacks, wide receivers and special teams coach at Jackson (Mississippi) Preparatory High School in 2002. He moved on to Hargrave Military Academy (Virginia), where he led the wide receivers and helped Hargrave to an 8-1 record the following campaign.

He joined the collegiate ranks as an offensive graduate assistant at NC State in 2004, and he returned to Ole Miss as an offensive graduate assistant in 2005-06. He assisted in coaching the receivers and tight ends—and tutored future NFL players Mike Wallace, Shay Hodge, Marshay Green, Mike Espy and Taye Biddle.

In 2007, Heard moved on to Western Michigan and coached wide receivers. He oversaw first-team All-Mid-American Conference selection Jamarko Simmons, the 15th-ranked receiver in the nation, and the receiving corps gained over 3,000 yards and scored 23 TDs.

A wide receiver at Ole Miss (1996-2000), Heard helped the Rebels to four bowl games and graduated as the school's all-time leader in career catches and scores. He earned his bachelor's degree in 2001.

He signed with the Pittsburgh Steelers in 2002 and was sent to play in NFL Europe. He appeared in pre-season games for San Francisco in 2001.

Heard's brother Ronnie was a standout safety at Ole Miss and in the NFL, starting 29 games with the San Francisco 49ers and Atlanta Falcons from 2000-05 and making 211 career tackles.

Heard is married to the former Renata Nowacki, a four-year letter-winner on the Ole Miss volleyball team in 1997-2000, and the couple has a son Jayden and a daughter Avery.

### COACHING EXPERIENCE

2002	<b>Jackson Prep</b> <i>Quarterbacks/Wide Receivers/Special Teams</i>
2003	<b>Hargrave</b> <i>Wide Receivers</i>
2004	<b>NC State</b> <i>Graduate Assistant</i>
2005-06	<b>Ole Miss</b> <i>Graduate Assistant</i>
2007	<b>Western Michigan</b> <i>Wide Receivers</i>
2008-09	<b>Lambuth</b> <i>Offensive Coordinator</i>
2010-11	<b>Arkansas State</b> <i>Passing Game Coordinator/Quarterbacks</i>
2012-16	<b>Ole Miss</b> <i>Wide Receivers</i>
2017-19	<b>Indiana</b> <i>Passing Game Coordinator/Wide Receiver Co-Offensive Coordinator/Wide Receivers (2020-21)</i>
2022-pres.	<b>UCF</b> <i>Wide Receivers</i>





## ERNIE SIMS

First-year UCF linebacker coach Ernie Sims tutored the Knights' two leading tacklers in 2023, including senior second-team All-Big 12 selection Jason Johnson who paced the team in tackles for the second year in a row while making 100 or more tackles for the third straight season.

Johnson finished with 101 tackles (including a career-high-tying 15 against Baylor) to rank third in the Big 12 (8.4 per game)—and his 463 career tackles lead all active Big 12 players. He's the first UCF player in a decade with back-to-back 100-tackle campaigns.

With his 3.64 grade-point average Johnson also was UCF's nominee for the National Football Foundation's Campbell Trophy which goes to the top student-athlete in all college football.

Second on UCF's tackle chart was another Sims pupil, senior Walter Yates, who finished the regular season with 77—after passing the 200 mark for his career against Oklahoma State and leading the Knights four times including a career-high 13 versus Cincinnati.

A former NFL linebacker and top-10 draft pick and previously an assistant coach at South Florida and Florida Atlantic, Sims became the new UCF linebackers coach on Gus Malzahn's staff Dec. 24, 2022.

Sims joined the Knights following three seasons at South Florida, serving as linebackers coach in 2021 and 2022 and co-defensive coordinator for the end of the 2022 season. He was promoted to linebackers coach in January 2021 after joining the USF staff in 2020 as a defensive analyst. He went on to serve as co-defensive coordinator for the final game of the 2021 season and defensive coordinator for the final three games of 2022.

Under Sims' direction, USF linebacker Dwayne Boyles recorded a career-best 108 tackles in 2022 and led the Bulls with 10 tackles for loss, three forced fumbles and two fumble recoveries. His 108 tackles were the third most in the American Athletic Conference. Boyles' single-season tackle total ranked eighth in program history, and he increased his career tackle total to 315, good for seventh all-time at USF. He was tabbed an All-AAC selection by Phil Steele in 2022.

Sims began his collegiate coaching career as part of Lane Kiffin's staff at Florida Atlantic as assistant strength and conditioning coordinator in 2018. Florida Atlantic promoted Sims to director of football operations in 2019 and the Owls went on to post an 11-3 record that year, winning the Conference USA championship before defeating SMU in the Boca Raton Bowl.

The ninth overall pick in the 2006 NFL Draft by the Detroit Lions, Sims played eight NFL seasons with four teams, finishing his NFL playing career with the Dallas Cowboys in 2013. The Tallahassee, Florida, native recorded 623 tackles, 5.5 sacks, six forced fumbles, three fumble recoveries and an interception during his playing career. He started all 16 games in his rookie season in 2006 with the Lions, collecting 124 tackles. Sims was named to the Pro Football Writers of America All-Rookie Team that season. The Lions named him a team captain prior to the 2007 campaign.

He posted 100 or more tackles in each of his first three seasons with the Lions before he was traded to Philadelphia in 2010. He played that season with the Eagles, 2011 with Indianapolis and 2012-13 with Dallas.

A Parade and USA Today prep All-American at North Florida Christian High School in Tallahassee, Florida, Sims was rated the No. 1 recruit in the nation by Rivals prior to signing with Florida State in 2003.

At Florida State, Sims played for the late Bobby Bowden and made an instant impact in his freshman season in 2003, playing all 13 games including the Orange Bowl. The following year, he was named an ESPN first-team All-American and a second-team All-Atlantic Coast Conference selection after posting 86 tackles, nine tackles for loss and 4.5 quarterback sacks in 2004. He was named a Sporting News preseason All-American prior to the 2005 campaign and went on to post 72 tackles, 10 tackles for loss and 2.5

## LINEBACKERS | FIRST SEASON



sacks while helping lead the Seminoles back to the Orange Bowl. He entered the NFL Draft following his junior campaign after completing his Florida State career with 200 tackles, 21 tackles for loss and seven sacks in three seasons.


Following his NFL career, Sims started the Big Hits Foundation to mentor youth and returned to Florida State to complete his degree in social science in 2018.

Sims and his wife, Brooke, have three children: Ernie, Major and Savannah.

### COACHING EXPERIENCE

2018-19	<b>Florida Atlantic</b> <i>Strength &amp; Conditioning Coordinator (2018)</i> <i>Director of Football Operations (2019)</i>
2020-22	<b>South Florida</b> <i>Defensive Analyst (2020)</i> <i>Linebackers (2021-22)</i> <i>Defensive Coordinator (2022, last 3 games)</i>
2023-pres.	<b>UCF</b> <i>Linebackers</i>





## KAM MARTIN

Kam Martin's first year as UCF running back coach in 2023 blossomed into one of the most productive seasons in Knight history when it comes to running the football.

Martins and his backs helped UCF rank fourth nationally in rushing at 233.2 yards per game, the third-best average in Knight history (behind 265.2 in 2018 and 234.8 in 2007). UCF also ranks seventh in total offense at 492.2 yards per game (fifth-highest average all-time at UCF), second in the Big 12 Conference in both categories.

Leading the way for the Knights is running back RJ Harvey, who gained 1,296 yards during the regular season (fourth-highest season total at UCF and most since 2007) and scored 16 rushing touchdowns to rank sixth nationally, second in Big 12 and tied for second all-time at UCF. He ran for more than 100 yards in six of his last seven games in 2023, including a career-high 206 in a landmark win over 15th-ranked Oklahoma State. Harvey was a 2023 Doak Walker Award semifinalist.

Martin, a former Auburn running back who spent the 2021 season as a recruiting and offensive assistant at UCF, returned to Orlando in March 2023 as the Knights' running backs coach under his former collegiate head coach, Gus Malzahn.

Martin joined the Knights from Texas State where he was named the running backs coach in December 2022. He spent the 2022 season at Incarnate Word, where he helped the Cardinals set the program single-season rushing record and compile the nation's top scoring offense among FCS schools.

Incarnate Word rushed for 3,011 yards in 2022 to surpass the previous program record by more than 1,000 yards. Under Martin's direction, Marcus Cooper rushed for the sixth-most yards among FCS players with 1,436 to claim All-Southland Conference honors. Cooper set the program record in 2022 with 254 rushing yards on 20 carries in a 66-7 win against Northwestern State, highlighted by 78- and 68-yard TD runs.

Incarnate Word rushed for 200 or more yards in eight games, amassing 300 yards rushing three different times—and led the nation in scoring, averaging 51.5 points per game. The Cardinals won the Southland Conference championship for the second consecutive year and reached the NCAA FCS playoff semifinals for the first time in school history.

In 2021 at UCF Martin worked with a talented group of running backs that began with a bang, as veteran Isaiah Bowser ran for 172 yards and the game-winning TD in the season-opening comeback win over Boise State and then accounted for four first-half rushing TDs a week later versus Bethune-Cookman. Johnny Richardson ended up leading the Knights in rushing with 733 yards that season, ranking seventh in the American Athletic Conference in all-purpose yardage at 96.92 per game. He earned fourth-team All-AAC honors from Phil Steele.

Originally from Port Arthur, Texas, Martin was a standout tailback at Auburn under Malzahn. He finished with 1,564 career rushing yards, 29th all-time at Auburn. Martin contributed a team-high 84 yards rushing against Arkansas in 2019 and was on preseason watch lists for the Doak Walker and Earl Campbell Tyler Rose awards.

As a junior in 2018, Martin was one of the starters at tailback, recording 458 yards rushing on 103 carries. He contributed 116 rushing yards against Liberty and 58 yards versus Purdue in the Music City Bowl. As a true freshman, he had 176 yards rushing in the second half vs. Alabama A&M with two TDs—in the second-best second-half rushing total in Auburn history.

A consensus national top 300 prospect out of high school, Martin was a versatile all-purpose athlete from Memorial High School in Port Arthur. A four-year starter, he also played for the USA Football U19 national team in the 2016 International Bowl in Arlington, Texas.

Martin amassed more than 3,500 combined rushing and receiving yards and 44 TDs in his prep career. He had 962 rushing yards and six TDs on 143 carries and 10 receptions

## RUNNING BACKS | FIRST SEASON



for 133 yards as a prep senior in 2015. Martin also added 903 rushing yards and 17 TDs in his junior season—plus 1,060 yards and 16 TDs as a sophomore.

Martin ran anchor on the Memorial 4x200-meter relay team that set a national record at 1:23.84 at the district meet and later captured the 2015 Texas Class 6A state title in that event.

His cousin Jamaal Charles, also from Port Arthur Memorial and a college standout at Texas, was a four-time Pro Bowl selection at running back with the Kansas City Chiefs.

Martin received the 2019 Hard-Fighting Soldier award from the Fellowship of Christian Athletes.

He graduated from Auburn with a degree in business in December 2019.

### COACHING EXPERIENCE

2021	UCF <i>Recruiting/Offensive Assistant</i>
2022	Incarnate Word <i>Running Backs</i>
2023 (Spring)	Texas State <i>Running Backs</i>
2023-pres.	UCF <i>Running Backs</i>



## KNIGHTS SCORING DRIVES

**Kent State**

1st	#3 X.Townsend 9 yd pass from #10 J.Plumlee (#35 C.Boomer kick)	11 plays	75 yards	4:04
1st	#10 J.Plumlee 17 yd rush (#35 C.Boomer kick)	6 plays	59 yards	2:50
2nd	#5 J.McDonald 2 yd rush (#35 C.Boomer kick)	10 plays	74 yards	3:45
2nd	#82 A.Holler 18 yd pass from #10 J.Plumlee (#35 C.Boomer kick)	8 plays	94 yards	1:06
3rd	#7 R.Harvey 50 yd pass from #10 J.Plumlee (#35 C.Boomer kick)	5 plays	78 yards	1:57
3rd	#7 R.Harvey 48 yd rush (#35 C.Boomer kick)	2 plays	56 yards	0:26
4th	#6 M.Richards 7 yd rush (#35 C.Boomer kick)	7 plays	62 yards	2:47
4th	#23 D.Bowman 5 yd rush (#35 C.Boomer kick)	10 plays	68 yards	5:06

**at Boise State**

1st	#35 Boomer 50 yd FG	7 plays	48 yards	1:56
2nd	#35 Boomer 22 yd FG	10 plays	82 yards	4:35
2nd	#35 Boomer 55 yd FG	5 plays	15 yards	2:03
4th	#7 Harvey 5 yd rush	9 plays	86 yards	7:55
4th	#35 Boomer 40 yd FG	9 plays	58 yards	1:43

**Villanova**

1st	#35 C.Boomer 26 yd FG	14 plays	69 yards	5:39
1st	#5 J.McDonald 1 yd rush (#35 C.Boomer kick)	8 plays	45 yards	3:17
1st	#5 J.McDonald 1 yd rush (#35 C.Boomer kick)	3 plays	2 yards	1:00
2nd	#7 R.Harvey 5 yd rush (#35 C.Boomer kick)	8 plays	45 yards	2:45
2nd	#1 J.Baker 25 yd pass from #9 T.McClain (#35 C.Boomer kick)	2 plays	73 yards	0:19
2nd	#35 C.Boomer 41 yd FG	9 plays	56 yards	2:29
3rd	#7 R.Harvey 24 yd rush (#35 C.Boomer kick)	9 plays	87 yards	3:06
4th	#18 J.Griffin 36 yd pass from #9 T.McClain (#35 C.Boomer kick)	6 plays	75 yards	2:20

**at Kansas State**

1st	#35 C.Boomer 29 yd FG	6 plays	63 yards	2:26
1st	#7 R.Harvey 27 yd pass from #9 T.McClain (#35 C.Boomer kick)	9 plays	57 yards	5:11
2nd	#2 K.Hudson 69 yd pass from #9 T.McClain (#35 C.Boomer kick)	2 plays	76 yards	0:41
3rd	#2 K.Hudson 46 yd pass from #9 T.McClain (#35 C.Boomer kick)	3 plays	46 yards	1:10
4th	#7 R.Harvey 1 yd rush (#35 C.Boomer kick)	11 plays	75 yards	1:58

**Baylor**

1st	#0 J.Richardson 79 yd rush (#35 C.Boomer kick)	1 play	79 yards	0:12
1st	#9 T.McClain 2 yd rush (#35 C.Boomer kick)	6 plays	52 yards	2:07
1st	#1 J.Baker 65 yd pass from #9 T.McClain (#35 C.Boomer kick)	1 play	65 yards	0:09
2nd	#8 D.Henderson 87 yd fumble return (#35 C.Boomer kick)	---	---	---
3rd	#3 X.Townsend 6 yd pass from #9 T.McClain (#35 C.Boomer kick)	14 plays	84 yards	6:46

**at Kansas**

3rd	#82 A.Holler 13 yd pass from #9 T.McClain (#2 K.Hudson pass from #9 T.McClain failed)	4 plays	75 yards	1:47
3rd	#8 D.Henderson PAT return			
4th	#7 R.Harvey 4 yd rush (#35 C.Boomer kick)	17 plays	75 yards	8:07
4th	#13 R.Pittman Jr. 23 yd pass from #9 T.McClain (#35 C.Boomer kick)	5 plays	75 yards	1:39

**at Oklahoma**

2nd	#10 J.Plumlee 1 yd rush (#35 C.Boomer kick)	10 plays	74 yards	4:04
2nd	#35 C.Boomer 21 yd FG	12 plays	76 yards	6:04
2nd	#1 J.Baker 86 yd pass from #10 J.Plumlee (#35 C.Boomer kick)	2 plays	86 yards	0:19
3rd	#35 C.Boomer 48 yd FG	4 plays	2 yards	1:29
3rd	#35 C.Boomer 46 yd FG	10 plays	57 yards	4:18
4th	#1 J.Baker 12 yd pass from #10 J.Plumlee (#3 X.Townsend rush failed)	9 plays	75 yards	1:57

**West Virginia**

1st	#2 K.Hudson 34 yd pass from #10 J.Plumlee (#35 C.Boomer kick)	9 plays	75 yards	3:51
2nd	#10 J.Plumlee 8 yd rush (#35 C.Boomer kick)	10 plays	75 yards	4:12
3rd	#1 J.Baker 7 yd pass from #10 J.Plumlee (#35 C.Boomer kick)	8 plays	75 yards	3:36
4th	#2 K.Hudson 16 yd pass from #10 J.Plumlee (#35 C.Boomer kick)	11 plays	80 yards	3:21

**at Cincinnati**

1st	#10 J.Plumlee 8 yd rush (#35 C.Boomer kick)	6 plays	59 yards	2:47
2nd	#7 R.Harvey 13 yd rush (#35 C.Boomer kick)	9 plays	88 yards	3:39
3rd	#7 R.Harvey 25 yd rush (#35 C.Boomer kick)	10 plays	85 yards	4:42
4th	#7 R.Harvey 1 yd rush (#35 C.Boomer kick)	9 plays	75 yards	3:40

**#15 Oklahoma State**

1st	#7 R.Harvey 1 yd rush (#35 C.Boomer kick)	8 plays	75 yards	3:10
1st	#2 K.Hudson 7 yd pass from #10 J.Plumlee (#35 C.Boomer kick)	4 plays	57 yards	1:11
2nd	#35 C.Boomer 30 yd FG	12 plays	65 yards	4:59
2nd	#2 K.Hudson 75 yd pass from #10 J.Plumlee (#35 C.Boomer kick)	3 plays	82 yards	1:14
3rd	#7 R.Harvey 92 yd rush (#35 C.Boomer kick)	1 play	92 yards	0:13
3rd	#2 K.Hudson 14 yd pass from #10 J.Plumlee (#35 C.Boomer kick)	7 plays	60 yards	3:34
4th	#7 R.Harvey 2 yd rush (#35 C.Boomer kick)	8 plays	92 yards	5:16

**at Texas Tech**

1st	#7 R.Harvey 4 yd rush (#35 C.Boomer kick)	8 plays	75 yards	3:11
1st	#7 R.Harvey 1 yd rush (#35 C.Boomer kick)	11 plays	71 yards	5:16
4th	#35 C.Boomer 24 yd FG	11 plays	68 yards	4:50
4th	#1 J.Baker 71 yd pass from #10 J.Plumlee (#35 C.Boomer kick blocked)	2 plays	75 yards	0:43

**Houston**

1st	#10 J.Plumlee 8 yd rush (#35 C.Boomer kick missed)	13 plays	94 yards	4:58
2nd	#3 X.Townsend 28 yd pass from #10 J.Plumlee (#35 C.Boomer kick)	8 plays	75 yards	3:58
3rd	#7 R.Harvey 21 yd rush (#35 C.Boomer kick)	3 plays	81 yards	0:53
3rd	#7 R.Harvey 2 yd rush (#35 C.Boomer kick)	7 plays	52 yards	2:52



## OFFENSIVE STARTERS

Opp.	LT	LG	C	RG	RT	QB	RB	RB/WR	WR	WR/TE	TE	PK
Kent State	Grable	Schmidt	Metcalfe	Pauole	Marshall	Plumlee	Harvey	Baker	Townsend	Whittemore	Holler	Boomer
at Boise State	Grable	Schmidt	Metcalfe	Pauole	Marshall	Plumlee	Harvey	Bowman	Hudson	Marsh Wojan	Holler	Boomer
Villanova	Grable	Medley	Metcalfe	Pauole	Marshall	McClain	Harvey	Baker	Hudson	Townsend	Holler	Boomer
at Kansas State	Grable	Marshall	Kitler	Pauole	Kight	McClain	Richardson	Baker	Hudson	Townsend	Pittman	Boomer
Baylor	Grable	Marshall	Kitler	Pauole	Kight	McClain	Richardson	Whittemore	Hudson	Townsend	Holler	Boomer
at Kansas	Grable	Marshall	Schmidt	Pauole	Kight	Plumlee	Harvey	Baker	Hudson	Townsend	Holler	Boomer
at #6 Oklahoma	Grable	Marshall	Schmidt	Pauole	Kight	Plumlee	Harvey	Baker	Hudson	Townsend	Holler	Boomer
West Virginia	Grable	Marshall	Schmidt	Pauole	Kight	Plumlee	Harvey	Baker	Hudson	Jar. Baker	Holler	Boomer
at Cincinnati	Grable	Medley	Metcalfe	Pauole	Kight	Plumlee	Harvey	Baker	Hudson	Jar. Baker	Holler	Boomer
#15 Oklahoma State	Grable	Medley	Pauole	Marshall	Kight	Plumlee	Harvey	Baker	Hudson	Townsend	Holler	Boomer
at Texas Tech	Grable	Medley	Pauole	Marshall	Kight	Plumlee	Harvey	Baker	Hudson	Townsend	Holler	Boomer
Houston	Grable	Medley	Pauole	Marshall	Kight	Plumlee	Harvey	Baker	Hudson	Townsend	Holler	Boomer

## DEFENSIVE STARTERS

Opp.	DE	DT	NOSE	BUCK	MIKE	WILL	STAR	CB	S	S	CB	P
Kent State	Celiscar	Barber	Hunter	Morris-Brash	Yates	Johnson	Mask	Thornton	Martinez	Bullard	Adams	McCarthy
Boise State	Celiscar	Barber	Hunter	Morris-Brash	Yates	Johnson	Mask	Thornton	Martinez	Bullard	Adams	McCarthy
Villanova	Celiscar	Alexander	Hunter	Morris-Brash	Yates	Johnson	Bullard	Thornton	Martinez	Wilson	Adams	McCarthy
Kansas State	Celiscar	Barber	Hunter	Morris-Brash	Yates	Johnson	Mask	Thornton	Martinez	Bullard	Adams	McCarthy
Baylor	Celiscar	Barber	Hunter	Morris-Brash	Yates	Johnson	Mask	Thornton	Martinez	Bullard	Adams	McCarthy
at Kansas	Celiscar	Walker	Hunter	Morris-Brash	Davis	Johnson	Mask	Thornton	Martinez	Bullard	Adams	McCarthy
at Oklahoma	Celiscar	Barber	Hunter	Morris-Brash	Yates	Johnson	Mask	Thornton	Martinez	Henderson	Adams	McCarthy
West Virginia	Celiscar	Barber	Hunter	Morris-Brash	Yates	Johnson	Wilson	Thornton	Martinez	Henderson	Adams	McCarthy
at Cincinnati	Celiscar	Barber	Hunter	Morris-Brash	Yates	Johnson	Marshall	Thornton	Martinez	Henderson	Adams	McCarthy
#15 Oklahoma State	Celiscar	Alexander	Hunter	Morris-Brash	Yates	Johnson	Wilson	Thornton	Martinez	Henderson	Patterson	McCarthy
at Texas Tech	Celiscar	Barber	Hunter	Morris-Brash	Yates	Johnson	Marshall	Thornton	Martinez	Henderson	Patterson	McCarthy
Houston	Celiscar	Barber	Hunter	Morris-Brash	Yates	Johnson	Marshall	Thornton	Martinez	Henderson	Patterson	McCarthy



Defensive back Braeden Marshall (4) made his first career start at Cincinnati





## PASSING CAREER HIGHS

PLAYER	COMPLETIONS	ATTEMPTS	YARDS	TOUCHDOWNS
Plumlee, John Rhys	<b>25 (3x, last vs West Virginia, 10/28/23)</b>	39 (at Tulane, 12/3/22)	373 (Temple, 10/13/22)	4 (2x, Temple, 10/13/22)
McClain, Timmy	*22 (vs. Houston, 11/6/21)	*46 (vs. Houston, 11/6/21)	<b>321 (vs. Villanova, 9/16/23)</b>	<b>3 (at Kansas State, 9/23/23)</b>
Rizk, Dylan	<b>4 (Villanova, 9/16/23)</b>	<b>5 (Villanova, 9/16/23)</b>	<b>28 (Villanova, 9/16/23)</b>	-
Harvey, RJ	1 (2x, last vs. Duke, 12/28/22)	1 (2x, last vs. Duke, 12/28/22)	49 (at Tulane, 12/3/22)	1 (at Tulane, 12/3/22)

## RUSHING CAREER HIGHS

PLAYER	ATTEMPTS	YARDS	TOUCHDOWNS
Bowman, Demarkcus	<b>8 (Kent State, 8/31/23)</b>	<b>46 (Kent State, 8/31/23)</b>	<b>1 (Kent State, 8/31/23)</b>
Harvey, RJ	<b>24 (Oklahoma State, 11/13/23)</b>	<b>206 (Oklahoma State, 11/11/23)</b>	<b>3 (2x, last vs. Oklahoma State, 11/11/23)</b>
Johnson, Amari	3 (at Navy, 10/2/21)	17 (at Navy, 10/2/21)	1 (at Navy, 10/2/21)
McClain, Timmy	*18 (at UCF, 11/26/21)	*55 (at BYU, 9/25/21)	<b>1 (5x, last vs. Baylor, 9/30/23)</b>
McDonald, Jordan	<b>12 (Villanova, 9/16/23)</b>	<b>44 (2x, Villanova, 9/16/23 &amp; Temple, 10/13/22)</b>	<b>2 (Villanova, 9/16/23)</b>
Plumlee, John Rhys	*25 (at Alabama, 9/28/19)	*212 (LSU, 11/16/19)	*4 (LSU, 11/16/19)
Richards, Mark-Antony	14 (2x, last South Florida, 11/26/21)	104 (at SMU, 11/13/21)	2 (at SMU, 11/13/21)
Richardson, Johnny	16 (ECU, 10/9/21)	147 (UConn, 11/20/21)	<b>1 (5x, last Baylor, 9/30/23)</b>

## RECEIVING CAREER HIGHS

PLAYER	RECEPTIONS	YARDS	TOUCHDOWNS
Baker, Jarrad	<b>4 (West Virginia, 10/28/23)</b>	<b>43 (West Virginia, 10/28/23)</b>	---
Baker, Javon	7 (at Florida Atlantic, 9/17/22)	138 (SMU, 10/5/22)	<b>2 (at Oklahoma, 10/21/23)</b>
Bowman, Demarkcus	2 (Kent State, 8/31/23)	7 (Kent State, 8/31/23)	---
Gammage, Corey	*9 (vs. Louisiana, 12/18/21)	*187 (vs. Coastal Carolina, 10/29/22)	2 (vs. Middle Tenn., 11/14/20)
Griffin, Jaylon	<b>3 (2x, last vs. Villanova, 9/16/23)</b>	<b>50 (Villanova, 9/16/23)</b>	<b>1 (Villanova, 9/16/23)</b>
Harvey, RJ	7 (at East Carolina, 10/22/22)	77 (at East Carolina, 10/22/22)	<b>1 (Kent State, 8/31/23)</b>
Holler, Alec	5 (at Navy, 10/2/21)	115 (at Florida Atlantic, 9/17/22)	2 (at Temple, 10/30/21)
Hudson, Kobe	*8 (Mississippi State, 11/13/21)	<b>147 (Villanova, 9/16/23)</b>	<b>3 (Oklahoma State, 11/11/23)</b>
Johnson, Amari	6 (ECU, 10/9/21)	67 (Florida A&M, 8/29/19)	1 (2x, last UConn, 11/20/21)
Martin, Stephen	2 (Temple, 10/13/22)	46 (Temple, 10/13/22)	1 (at Memphis, 11/5/22)
Magwood, Chauncey	<b>3 (Villanova, 9/16/23)</b>	*47 (at Florida, 9/10/22)	*1 (Miami (OH), 9/3/22)
Marsh Wojan, Zach	1 (South Carolina St., 9/1/22)	21 (South Carolina St., 9/1/22)	1 (South Carolina St., 9/1/22)
Pittman, Randy	<b>3 (Kent State, 8/31/23)</b>	<b>35 (vs. Baylor, 9/30/23)</b>	<b>1 (at Kansas, 10/7/23)</b>
Plumlee, John Rhys	*7 (Liberty, 11/6/21)	*110 (Liberty, 11/6/21)	---
Richards, Mark-Antony	2 (2x, last at Louisville, 9/17/21)	22 (2x, last at SMU, 11/13/21)	---
Richardson, Johnny	5 (at SMU, 11/13/21)	51 (ECU, 10/9/21)	1 (2x, last South Carolina State, 9/1/22)
Townsend, Xavier	7 (vs. Duke, 12/28/22)	<b>81 (Kent State, 8/31/23)</b>	<b>1 (Kent State, 8/31/23)</b>
Whittemore, Trent	*4 (2x, last at Kentucky, 10/2/21)	*47 (vs. Oklahoma, 12/30/20)	*1 (2x, last vs. Vanderbilt, 10/9/21)

## KICKING CAREER HIGHS

PLAYER	FG ATTEMPTED	FG MADE	PUNTS	YARDS
Boomer, Colton	<b>4 (2x, last at Boise State, 9/9/23)</b>	<b>4 (2x, last at Boise State, 9/9/23)</b>	---	<b>55 (at Boise State, 9/9/23)</b>
Esnard, Kriston	*3 (Southern Miss., 9/24/22)	*1 (3x, last vs. Southern Miss, 9/24/22)	*1 (vs. UCF, 12/3/22)	*30 (vs. UCF, 12/3/22)
McCarthy, Mitch	---	---	7 (at Tulane, 12/3/22)	<b>64 (at Cincinnati, 11/4/23)</b>

## RETURN CAREER HIGHS

PLAYER	KO RETURNS	YARDS	PUNT RETURNS	YARDS
Johnson, Amari	---	---	2 (3x, last at #3 Cincinnati, 10/16/21)	26 (Bethune-Cookman, 9/11/21)
Plumlee, John Rhys	*1 (Arkansas, 10/9/21)	*14 (Arkansas, 10/9/21)	---	---
Richards, Mark-Antony	---	---	1 (2x, last Tulane, 11/6/21)	*18 (LSU, 10/31/20)
Richardson, Johnny	4 (Tulsa, 10/3/20)	77 (Tulsa, 10/3/20)	---	---
Townsend, Xavier	<b>1 (at Boise State, 9/9/23)</b>	<b>34 (at Boise State, 9/9/23)</b>	<b>6 (Villanova, 9/16/23)</b>	<b>94 (Villanova, 9/16/23)</b>

\*with previous team, **bold italics** indicates a game from this season



## DEFENSIVE CAREER HIGHS

PLAYER	TACKLES	SACKS	TACKLES FOR LOSS	INTERCEPTIONS
Adams, Brandon	6 (ECU, 10/9/21)	---	<b>1.0 (2x, last at Boise State, 9/9/23)</b>	---
Alexander, Matthew	<b>3 (Villanova, 9/16/23)</b>	<b>1 (Villanova, 9/16/23)</b>	1.0 (2x, <b>(Villanova, 9/16/23 &amp; at ECU, 10/22/22)</b> )	---
Baker, Jarrad	1 (9x, last <b>(Villanova, 9/16/23)</b> )	---	---	---
Barber, Ricky	13 (Navy, 11/19/22)	*2.0 (Southern Miss, 11/14/20)	*2.5 (Southern Miss, 11/14/20)	---
Bullard, Quadric	9 (3x, last Tulane, 11/6/21)	1.0 (2x, last Tulane, 11/6/21)	2.0 (Georgia Tech, 9/24/22)	---
Bullard, TJ	<b>1 (Kent State, 8/31/23)</b>	---	---	---
Call, Kaven	<b>1 (Kent State, 8/31/23)</b>	---	---	---
Celiscar, Josh	<b>7 (3x, last at Kansas, 10/7/23)</b>	1.0 (8x, last Cincinnati, 10/29/22)	<b>2.0 (2x, last at Kansas, 10/7/23)</b>	1 (at Georgia Tech, 9/19/20)
Choute, Kervins	<b>4 (Kent State, 8/31/23)</b>	1.0 (Temple, 11/14/20)	2.0 (South Carolina State, 9/1/22)	---
Cupit, Keenan	3 (Temple, 10/13/22)	---	---	---
Davis, Fred	*6 (vs. Furman, 9/10/22)	---	*1.0 (vs. Furman, 9/10/22)	---
Davis, Rian	<b>5 (Kent State, 8/31/23)</b>	---	*0.5 (vs. Florida, 10/29/22)	---
Henderson, Demari	<b>8 (at Oklahoma, 10/21/23)</b>	---	0.5 (South Carolina St., 9/1/22)	---
Henderson, Ja'Cari	<b>4 (at Boise State, 9/9/23)</b>	---	---	---
Hunter, Lee	<b>9 (Baylor, 9/30/23)</b>	<b>1.0 (3x, last at Oklahoma, 10/21/23)</b>	<b>1.0 (3x, last at Oklahoma, 10/21/23)</b>	---
Johnson, Jamaal	2 (South Carolina St., 9/1/22)	---	---	---
Johnson, Jason	*16 (at Tennessee Tech, 9/25/21)	*1 (2x, last at Tennessee Tech, 3/21/21)	*2.5 (at Murray State, 10/2/21)	---
Lawrence, Malachi	<b>5 (2x, last at Cincinnati, 11/4/23)</b>	<b>1.5 (at Cincinnati, 11/4/23)</b>	<b>2.0 (2x, last at Cincinnati, 11/4/23)</b>	---
Marshall, Braeden	<b>4 (at Cincinnati, 11/4/23)</b>	---	1.0 (at Cincinnati, 11/4/23)	---
Martinez, Nikai	<b>6 (at Kansas State, 9/23/23)</b>	1.0 (South Carolina St., 9/1/22)	1.5 (South Carolina St., 9/1/22)	<b>1 (Villanova, 9/16/23)</b>
Mask, DeJordan	*12 (at Troy, 10/10/20)	---	*1.0 (Arkansas State, 11/19/22)	<b>1 (5x, last vs. Kent State, 8/31/23)</b>
McDaniel, K.D.	*3 (at Vanderbilt, 11/13/21)	1 (Cincinnati, 10/29/22)	1.0 (2x, last Cincinnati, 10/29/22)	---
Moore, Kam	4 (Navy, 11/19/22)	---	1.0 (2x, last at Tulane, 11/12/22)	---
Morris-Brash, Tre'mon	9 (at South Florida, 11/26/22)	<b>2.5 (at Cincinnati, 11/4/23)</b>	<b>3.0 (4x, last vs. Baylor, 9/30/23)</b>	1 (at Louisville, 9/17/21)
Patterson, Decorian	*9 (at FIU, 10/10/20)	*1.5 (Troy, 9/19/20)	*2.5 (Troy, 9/19/20)	2 (2x, last at FIU, 11/26/22)
Paul, Isaiah	*14 (at North Dakota St, 12/16/22)	*1.0 (3x, last at North Dakota St., 12/16/22)	*3.0 (2x, last at North Dakota St., 12/16/22)	*1 (at Southeastern La., 10/12/19)
Peterson, Shaun	*6 (2x, last at FAU, 11/12/22)	*3.0 (at Charlotte, 10/22/22)	*3.5 (at Charlotte, 10/22/22)	---
Thornton, Corey	9 (vs. BYU, 12/22/20)	1.0 (Tulane, 11/6/21)	1.0 (2x, last at SMU, 11/13/21)	<b>1 (3x, last at Kansas State, 9/23/23)</b>
Ware, Jarvis	9 (vs. Tulane, 12/3/22)	---	1.0 (SMU, 10/5/22)	*1 (at Florida, 10/31/20)
Walker, John	<b>5 (Villanova, 9/16/23)</b>	---	<b>2.0 (Villanova, 9/16/23)</b>	---
Wells, William	<b>4 (Villanova, 9/16/23)</b>	1.0 (South Florida, 11/26/21)	1.0 (2x, last SMU, 11/26/21)	---
Wilson, Jireh	*13 (at Georgia St., 10/3/20)	*2.0 (at South Fla., 10/10/20)	*4.0 (at Temple, 11/26/22)	*1 (4x, last at Cincinnati, 11/11/22)
Yates III, Walter	<b>13 (2x, last at Cincinnati, 11/4/23)</b>	1.0 (3x, last Georgia Tech, 9/24/22)	*3.0 (at Charleston Southern, 10/5/19)	*1 3x, last Fort Valley State, 11/2/19)

\*with previous team

## THE LAST TIME

TEAM	UCF	OPponent
90+ offensive plays	Tulane (99)	10/24/20 at South Florida (93) 11/27/20
500+ of total offense	<b>Kent State (723)</b>	<b>8/31/23 at Cincinnati (515)</b> 11/4/23
600+ of total offense	<b>Kent State (723)</b>	<b>8/31/23 vs. #13 BYU (655)</b> 12/22/20
700+ of total offense	<b>Kent State (723)</b>	<b>8/31/23 at Memphis (703)</b> 10/17/20
500+ team passing yards	at Memphis (601)	10/17/20 South Florida (503) 11/24/17
Two players 100 yds passing	Florida A&M (B. Wimbush, 168; D. Gabriel, 127)	8/29/19 at Cincinnati (Gunner Kiel, 319; Hayden Moore, 154) 10/31/15
300+ team rushing yards	<b>Kent State (389)</b>	<b>8/31/23 at Kansas (399)</b> 10/7/23
Two players 100 yds rushing	vs. Florida (Isaiah Bowser, 155; Ryan O'Keefe, 110)	12/23/21 <b>at Cincinnati (Kiner:114, R. Montgomery:113)</b> 10/7/23
Two players 100 yds receiving	Temple (Kobe Hudson, 121; Ryan O'Keefe, 111)	10/13/22 ---
100 rush, 100 rec, 300 pass	at Florida Atlantic	9/17/22 at South Florida 11/27/20
	John Rhys Plumlee (121 rushing)	Kelly Joiner (116 rushing), Brian Battie (102 rushing)
	Alec Holler (115 receiving)	Bryce Miller (121 receiving)
	John Rhys Plumlee (339 passing)	Jordan McCloud (404 passing)
Three defensive scores	vs. Tulane (Drico Johnson - fum + int; Saquill Griffn - int)	11/5/16 --- ---
Recover onside kick	East Carolina	11/19/15 UAB 11/24/12
Record a safety	Cincinnati (Josh Celiscar)	10/29/22 Tulsa 10/3/20
Come from down 10 points	Boise State (21 points, 21-0)	9/2/21 <b>Baylor (28 points, 35-7 to win 36-35)</b> 9/30/23
Score on first play of game	<b>Baylor (Richardson, 79-yard run)</b>	<b>9/30/23</b> ---
Win on final snap of reg.	<b>at Boise State (18-16, Boise State, 40)</b>	<b>9/9/23 vs. Penn State (Sam Ficken 36-yard field goal)</b> 8/30/14
Convert two-point conv.	at South Florida (Keene pass to Bowser)	11/26/22 <b>Baylor (Shapen pass to Nabors)</b> 9/30/23

## INDIVIDUAL

50+ passing attempts	Tulsa (Dillon Gabriel, 51)	10/3/20 at Memphis (Brady White, 50) 10/17/20
60+ passing attempts	---	Louisiana Tech (Tim Rattay, 64) 9/5/98
30+ completions	at Memphis (Dillon Gabriel, 35)	10/17/20 at South Florida (Jordan McCloud, 32) 11/27/20
40+ completions	---	Louisiana Tech (Tim Rattay, 46) 10/23/99
400+ yards passing	Tulane (Dillon Gabriel, 422)	10/24/20 vs. #13 BYU (Zach Wilson, 425) 12/22/20
500+ yards passing	at Memphis (Dillon Gabriel, 601)	10/17/20 South Florida (Quinton Flowers, 503) 11/24/17
5+ passing touchdowns	Tulane (Dillon Gabriel, 5)	10/24/20 at Memphis (Brady White, 6) 10/17/20
6+ passing touchdowns	Liberty (Darin Hinshaw, 6)	11/6/93 at Memphis (Brady White, 6) 10/17/20
30+ rushing attempts	vs. Florida (Isaiah Bowser, 35)	12/23/21 at Memphis (Darrell Henderson, 31) 10/13/18
40+ rushing attempts	Memphis (Brynn Harvey, 42)	10/3/09 Eastern Michigan (Anthony Sherrell, 43) 11/8/03
150+ rushing yards	<b>Oklahoma State (RJ Harvey, 206)</b>	<b>11/11/23 at Kansas State (DJ Giddens, 4)</b> 9/23/23
200+ rushing yards	<b>Oklahoma State (RJ Harvey, 206)</b>	<b>11/11/23 at Kansas State (DJ Giddens, 4)</b> 9/23/23
250+ rushing yards	vs. Tulsa (Kevin Smith, 284)	12/1/07 Akron (Mike Clark, 255) 9/27/86
4+ rushing touchdowns	Bethune-Cookman (Isaiah Bowser, 4)	9/11/21 <b>at Kansas State (DJ Giddens, 4)</b> 9/23/23
5+ rushing touchdowns	---	Virginia Tech (Lee Suggs, 5) 11/11/00
150+ yards receiving	Tulane (Marlon Williams, 174)	10/24/20 <b>Baylor (Monaray Baldwin, 150)</b> 9/30/23
200+ yards receiving	vs. Nevada (Brandon Marshall, 210)	12/24/05 South Florida (Tyre McCants, 227) 11/24/17
3+ receiving touchdowns	at South Florida (Jacob Harris, 3)	11/27/20 Memphis (Anthony Miller, 3) 12/2/17
4+ receiving touchdowns	Ohio (Doug Gabriel, 4)	11/30/02 Valdosta State (Darrien Teals, 4) 10/22/88
75-yard touchdown reception	<b>Oklahoma State (Kobe Hudson, 75)</b>	<b>11/11/23 at Temple (Branden Mack, 75)</b> 10/26/19
70-yard non-scoring reception	Temple (Jaylon Robinson, 70)	11/14/20 Austin Peay (Kyran Moore, 74) 10/28/17
50+ yard field goal	<b>at Boise State (Colton Boomer, 55)</b>	<b>9/9/23 vs. Marshall (J. Rohrwasser, 50)</b> 12/23/19
4+ field goals	<b>at Boise State (Colton Boomer, 4)</b>	<b>9/9/23 vs. LSU (Cole Tracy, 4)</b> 1/1/19
5+ field goals	---	Southern Miss (Danny Hrapmann, 5) 11/12/11
2+ sacks	<b>at Cincinnati (Morris-Brash: 2.5)</b>	<b>11/4/23 Navy (John Marshall, 4)</b> 11/19/22
3+ sacks	at South Florida (Landon Woodson, 3)	11/27/20 Navy (John Marshall, 4) 11/19/22
3+ interceptions	---	at UConn (Andrew Adams, 3) 11/1/14
2+ interceptions	Oklahoma State (Demari Boise State (Tyric LeBeauf, 2)	9/2/21
Interception for TD	vs. Marshall (Richie Grant, 39)	12/23/19 vs. Marshall (Micah Abraham, 75) 12/23/19
Fumble return for TD	<b>Baylor (Demari Henderson, 87 yards)</b>	<b>9/30/23 Baylor (Caden Jenkins, 72 yards)</b> 9/30/23
Kickoff return for TD	USF (Mike Hughes, 95)	11/24/17 at Tulane (Stephon Huderson, 98) 11/23/19
Opening kickoff for TD	at Tulane (Quincy McDuffie, 95)	11/20/10 Pittsburgh (Lowell Robinson, 97) 10/13/06
70-yard punt	at Pittsburgh (Andrew Osteen, 71)	9/21/19 at Georgia Tech (Pressley Harvin III, 70) 9/19/20
Punt return for TD	at Pittsburgh (Otis Anderson, 87)	9/21/19 <b>at Kansas (Trevor Wilson, 82)</b> 10/7/23
Blocked punt for TD	Georgia Tech (2nd Qtr, Q. Bullard)	9/24/22 at Navy (Daniel Taylor, 0) 10/2/21
Blocked punt	Georgia Tech (2nd Qtr, J. Ware)	9/24/22 South Carolina State (3rd Qtr, Zanjerri Dunham) 9/1/22
Blocked field goal	at Florida Atlantic (3rd Qtr, K. Hester)	9/17/22 <b>Baylor (2nd Qtr, Cooper Lanz)</b> 9/30/23
Blocked extra point	<b>at Kansas (3rd Qtr, D Henderson)</b>	<b>10/7/23 at Navy (1st Qtr, J'arius Warren)</b> 10/2/21

BOLD indicates play or game from 2023 season



## Balanced Offense, Dominant Defense Leads UCF to 56-6 Win Over Kent State



**ORLANDO** – Playing its first game as a member of the Big 12 Conference, UCF football put together a stellar debut as the Knights defeated Kent State in dominant fashion 56-6 Thursday night in front of a packed FBC Mortgage Stadium.

UCF rushed for 389 yards on 46 carries to set the program record for yards per rush with 8.5, while the Knights completed 25 passes for 334 yards. It marked the second consecutive season the Black and Gold have surpassed 700 total yards in a single game, as the 723 total yards are the most by a team during the 2023 season.

On the other side of the football, the Knights defense limited the Golden Flashes to just six points for the game and kept Kent State out of the endzone. It was the first time since Aug. 29, 2019, that UCF held its opponent without a touchdown.

“Real proud of our team, playing your first game you learn a lot about your squad,” said UCF head coach Gus Malzahn. “We had a little adversity early, but the guys really responded like champions. Offensively, we ran for 300, passed for 300, you talk about balance, and we had some rhythm and some explosive plays. Defensively, we did a great job holding a college football team to six points, that’s a super job. Overall, I’m just proud of our team, they played with great energy, they played extremely hard, and they played together.”

Looking to take the next step in his career as a sophomore, wide receiver Xavier Townsend led the offense with five catches for a career-high 81 and opened the scoring in the contest with his first career touchdown reception to give UCF an early 7-0 lead in the first quarter.

Quarterback John Rhys Plumlee, who threw for 281 yards and three touchdowns, found the endzone with a 17-yard rushing touchdown. Kent State moved the ball 49 yards on nine plays in its next possession, but the UCF came up with a big stop to force a 45-yard field goal to make it 14-3.

Jordan McDonald powered through the Kent State defense for a two-yard rushing TD in the wildcat formation to push the score to 21-3 on the second of his career. UCF marched 74 yards down the field and capped off the drive with an 18-yard TD reception by Alec Holler to grab a 28-3 advantage at halftime.

UCF had its way offensively, as eight rushers compiled 389 yards on the ground and five different players scored a rushing touchdown. Back-to-back TDs from RJ Harvey following the intermission extended the Knights lead to 42-3, as the Orlando native tallied his first career receiving TD on a 50-yard catch and run before scoring on a 48-yard rushing TD to mark the first game of his career with a rushing and receiving TD.

Mark-Antony Richards’ first touchdown since 2021 opened the scoring in the fourth quarter to put UCF ahead 49-6 and the final points of the night came via a five-yard rushing TD from running back Demarkcus Bowman.

Similar to the balance in the running game, 10 different receivers caught a pass in the game, headlined by Townsend, Javon Baker’s four catches for 59 yards and Kobe Hudson’s four catches for 44.

Defensively, Lee Hunter and Josh Celiscar had a pair of dominant performances, recording eight and seven tackles, respectively, career highs for both. Hunter, who impressed in fall camp, notched six solo stops to highlight his day and Celiscar logged 1.5 tackles for loss.

Transfer defensive back DeJordan Mask pulled down the fifth interception of his career in the Knights first turnover of the season.

**NCAA** Scoring Summary report  
Kent St. vs UCF (Aug 31, 2023)  
Kent St. (0-1) vs UCF (1-0)

Date: Aug 31, 2023  
Site: Orlando, Florida  
Stadium: FBC Mortgage Stadium  
Attendance: 44088

SCORE BY QUARTERS					
Team	1st	2nd	3rd	4th	Total
Kent St.	3	0	3	0	6
UCF	14	14	14	14	56

SCORING SUMMARY				
Qtr	Time	Scoring Play	V	H
1st	10:56	UCF - #3 X.Townsend 9 yd pass from #10 J.Plumlee (#35 C.Boomer kick), 11-75, 04:04	0	7
1st	06:07	UCF - #10 J.Plumlee 17 yd rush (#35 C.Boomer kick), 6-59, 02:50	0	14
1st	03:20	KSU - #60 A.Glass 45 yd FG, 9-49, 02:47	3	14
2nd	08:46	UCF - #5 J.McDonald 2 yd rush (#35 C.Boomer kick), 10-74, 03:45	3	21
2nd	00:42	UCF - #82 A.Holler 18 yd pass from #10 J.Plumlee (#35 C.Boomer kick), 8-94, 01:06	3	28
3rd	10:37	UCF - #7 R.Harvey 50 yd pass from #10 J.Plumlee (#35 C.Boomer kick), 5-78, 01:57	3	35
3rd	04:07	UCF - #7 R.Harvey 48 yd rush (#35 C.Boomer kick), 2-56, 00:26	3	42
3rd	00:49	KSU - #60 A.Glass 43 yd FG, 8-50, 03:18	6	42
4th	07:26	UCF - #6 M.Richards 7 yd rush (#35 C.Boomer kick), 7-62, 02:47	6	49
4th	00:54	UCF - #23 D.Bowman 5 yd rush (#35 C.Boomer kick), 10-68, 00:06	6	56

**TIME DETAILS**

Kickoff time: 07:05 PM  
End of Game: 10:24 PM  
Total elapsed: 03:19

**OFFICIALS**

Referee: Derek Anderson  
Umpire: Michael Henderson  
Linesman: Doug Moore  
Line Judge: Quentin Givens  
Back Judge: Daniel Young  
Field Judge: Gabriel DeLeon  
Side Judge: Mark Graves  
Center Judge: Brian Alos  
Replay Official: Marcus Marsden

**WEATHER**

Weather: Cloudy 81 F  
Wind: South East 3 mph

## Boomer's Late Field Goal Lifts UCF Past Boise State, 18-16



**BOISE, Idaho** – Just when sophomore kicker Colton Boomer may have thought that his day couldn't get any better, after he set a career best with a 50-yard field goal only to surpass it a few minutes later with a 55-yard field goal to tie the program record, it got even better. With three seconds remaining in the game, Boomer and the field goal unit took the field in hopes of sending the Knights home victorious and they did just that.

After a perfect snap from Gage King and a perfect hold from Mitch McCarthy, Boomer split the uprights for the fourth time on the day with a 40-yard field goal to lift UCF to an 18-16 road victory against Boise State Saturday afternoon at Albertsons Stadium. The Knights accomplished something no other team had accomplished since 2001, as it was the first time in 22 years that the Broncos lost their home opener.

One of the toughest venues in college football, the loss was only Boise State's 16 at home since 2000, which is the second-best winning percentage in the nation.

"What a big-time, quality win for our program on the road," said head coach Gus Malzahn. "It was hard-earned. Looking back, we have a lot of things that we need to correct. Hats off to Boise State, Coach [Andy] Avalos' team played with unbelievable effort and the crowd was unbelievable."

Determined to leave Idaho with a win, UCF was unphased after Boise State scored with 1:49 on the clock in the fourth quarter to take a 16-15 lead and the Knights marched down the field to set up the game-winner. The Black and Gold ran nine plays and moved the ball 58 yards before turning it over to their stellar kicker. Quarterback John Rhys Plumlee opened the drive with a 10-yard run before connecting with tight end Alec Holler and wide receiver Kobe Hudson on a pair of big passing plays.

Four consecutive runs put the Knights right where they wanted to be and Malzahn watched next to the official as the clock ran down to three seconds before taking a timeout. UCF players and fans anxiously awaited the snap and to their delight, Boomer remained perfect on the night and logged the first game-winner of his collegiate career.

For the second consecutive game, the Knights scored first as UCF moved to 15-2 under Malzahn when accomplishing the feat. The Knights had no problem moving the ball offensively, as the squad surpassed 500 yards of total offense in consecutive games for the first time since the Boise State and Bethune-Cookman games in 2021.

Defensively, UCF had eight tackles for loss and two sacks to limit the Broncos to just 16 points without a trip to the red zone.

Hudson and Plumlee connected early and often in the game, as Hudson reeled in a 49-yard pass on the first play of the game. The Pine Mountain, Georgia, native logged a career-high with 134 yards on five catches to lead the receiving core.

Plumlee finished the game 16-for-24 with 272 passing yards and a pair of unfortunate interceptions, as his passes bounced off the receivers' hands before they were intercepted. He also led the rushing attack with 11 carries for 73 yards, while RJ Harvey added 15 for 70 yards with a touchdown.

On the defensive side of the ball, Jason Johnson tallied eight tackles and Tre'Mon Morris-Brash logged four stops, including three tackles for loss with a sack.

NCAA Scoring Summary report		Date: Sep 09, 2023			
UCF vs Boise State (Sep 09, 2023)		Site: Boise, Idaho			
UCF (2-0) vs Boise State (0-2)		Stadium: Albertsons Stadium			
		Attendance: 35447			
<b>SCORE BY QUARTERS</b>					
Team	1st	2nd	3rd	4th	Total
UCF	3	6	0	9	18
Boise State	7	3	0	6	16
<b>SCORING SUMMARY</b>					
Qtr	Time	Scoring Play	V-H		
1st	07:27	UCF - #35 C.Boomer 50 yd FG, 7-48, 01:56	3-0		
1st	04:20	BSU - #2 A.Jeanty 38 yd pass from #10 T.Green (#35 J.Dalmas kick), 5-72, 02:48	3-7		
2nd	06:32	UCF - #35 C.Boomer 33 yd FG, 10-82, 04:35	6-7		
2nd	03:14	BSU - #35 J.Dalmas 56 yd FG, 6-31, 02:44	6-10		
2nd	01:01	UCF - #35 C.Boomer 55 yd FG, 5-15, 02:03	9-10		
4th	07:55	UCF - #7 R.Harvey 5 yd rush (pass from #7 R.Harvey failed), 9-86, 05:26	15-10		
4th	01:49	BSU - #5 S.Cobbs 28 yd pass from #4 M.Madsen (#18 B.Bowens pass from #4 M.Madsen failed), 12-75, 06:06	15-16		
4th	00:00	UCF - #35 C.Boomer 40 yd FG, 9-58, 01:43	18-16		
<b>TIME DETAILS</b>					
Kickoff time: 05:05 PM					
End of Game: 08:20 PM					
Total elapsed: 03:15					
<b>OFFICIALS</b>					
Referee: Kevin Boltmann					
Umpire: Apollo Martin					
Linesman: Eric Carmouche					
Line judge: David Young					
Back judge: Joel Wetzel					
Field judge: Edward Vinzant					
Side judge: Steven Helman					
Center judge: Stacy Hardin					
Replay Official: Donald Kapral					
<b>WEATHER</b>					
Weather: Sunny 88 F					
Wind: South West 7 mph					

## UCF Football Rolls Past Villanova, Improves to 3-0



**ORLANDO** – For the third consecutive game, the UCF offense surpassed 500 total yards and the defense held the opponent to fewer than 20 points as the Knights cruised past Villanova with a 48-14 victory Saturday night at FBC Mortgage Stadium.

The Knights compiled 600 yards of total offense and limited Villanova to just 228 yards, with 190 coming in the second half. Through the first three games, UCF leads the nation in total offense averaging 617.7 yards per game. Defensively, the Knights are one of just 10 Power 5 teams and one of two in the Big 12 Conference to hold their opponent to 16 points or fewer in every game this season.

“I’m real proud of our team and improving to 3-0,” said UCF head coach Gus Malzahn. “That was a classic game that was set up for a letdown with an emotional win last week and losing our starting quarterback, one of our team leaders. Villanova is a very quality program, top 20 in their division and well-coached.”

UCF scored on its first possession of the game and never trailed en route to earning its second win against the Wildcats in the all-time series and first meeting between the teams since 2006.

Making his first UCF start, quarterback Timmy McClain passed for a career-high 321 yards on 20-for-28 passing with a pair of touchdowns. The Sanford, Florida, native settled in nicely leading the Knights’ offense as he completed six consecutive passes in the second quarter amassing 135 yards and a pair of touchdown passes, one of which was called back due to a penalty.

For the second consecutive game, Kobe Hudson set a career high with 147 yards on six catches surpassing his previous best (134) achieved last week at Boise State. It also marked the first time Hudson has eclipsed 100 yards receiving in consecutive games.

RJ Harvey led the rushing attack with 85 yards on 14 carries, finding the endzone twice.

A pair of one-yard rushing touchdowns from sophomore running back Jordan McDonald and a Colton Boomer field goal gave the Knights an early 17-0 lead following the first quarter. McDonald logged his first game with multiple touchdowns in his young UCF career.

In the second quarter, Harvey found the endzone for the third time on the year with a five-yard rushing touchdown to push the Knights’ lead to 24-0. A few minutes later, McClain found Javon Baker for a 25-yard strike for his first touchdown pass in a UCF uniform.

Jaylon Griffin reeled in his first career touchdown on a 36-yard pass from McClain.

“Offensively, I thought we did some good things,” said Malzahn. “It was really good for Timmy to be out there. He hadn’t started a game in two years, and I thought he was really good. There were a couple things early I know he’d like to have back, but there’s nothing like experiencing it. He started settling down and settling in I think that second quarter.”

UCF was dominant on defense in the first half, limiting Villanova to just three first downs and 38 yards on 24 plays. The Wildcats had just one passing yard and were 0-for-6 on third downs before the intermission.

Captains Jason Johnson and Josh Celiscar led the charge defensively, each with six tackles, while Lee Hunter recorded five. Tre’mon Morris-Brash tallied four stops – all solo – with two tackles for loss and a sack.

After garnering Lou Groza Award Star of the Week and Big 12 Special Teams Player of the Week honors, sophomore kicker Colton Boomer continued his strong start to the season as he was 2-for-2 on the day, connecting on a 26-yard and a 41-yard field goal. He was also a perfect 6-for-6 on extra point attempts.

The Knights open Big 12 play next weekend at No. 15 Kansas State. Kickoff is slated for 8 p.m. ET Saturday, Sept. 23 from Bill Snyder Family Stadium on Fox Sports 1.

“I’m really happy with our team, the way they came out and responded and put these guys away early. Now it’s time for the real season with the Big 12.”

**Scoring Summary report**  
Villanova vs UCF (Sep 16, 2023)  
Villanova (2-1) vs UCF (3-0)

Date: Sep 16, 2023  
Site: Orlando, Florida  
Stadium: FBC Mortgage Stadium  
Attendance: 44206

**SCORE BY QUARTERS**

Team	1st	2nd	3rd	4th	Total
Villanova	0	0	0	14	14
UCF	17	17	7	7	48

**SCORING SUMMARY**

Qtr	Time	Scoring Play	V-H
1st	09:21	UCF - #35 C.Boomer 26 yd FG, 14-69, 05:39	0-3
1st	04:51	UCF - #5 J.McDonald 1 yd rush (#35 C.Boomer kick), 8-45, 03:17	0-10
1st	01:01	UCF - #5 J.McDonald 1 yd rush (#35 C.Boomer kick), 3-2, 01:00	0-17
2nd	07:47	UCF - #7 R.Harvey 5 yd rush (#35 C.Boomer kick), 8-45, 02:45	0-24
2nd	05:04	UCF - #1 J.Baker 25 yd pass from #9 T.McClain (#35 C.Boomer kick), 2-73, 00:19	0-31
2nd	00:25	UCF - #35 C.Boomer 41 yd FG, 9-58, 02:29	0-34
3rd	05:12	UCF - #7 R.Harvey 24 yd rush (#35 C.Boomer kick), 9-87, 03:06	0-41
4th	13:42	VU - #4 C.Watkins 3 yd rush (#39 M.Mercurio kick), 13-75, 06:30	7-41
4th	11:22	UCF - #18 J.Griffin 36 yd pass from #9 T.McClain (#35 C.Boomer kick), 6-75, 02:20	7-48
4th	04:44	VU - #1 T.Ayo-Durojajye 11 yd rush (#39 M.Mercurio kick), 6-58, 02:54	14-48

**TIME DETAILS**

Kickoff time: 06:32 PM  
End of Game: 09:46 PM  
Total elapsed: 03:14

**OFFICIALS**

Referee: Stephen Baron  
Umpire: Sheldon Davis  
Linesman: Braden Cox  
Line judge: Catherine Conti  
Back judge: Donnie Aullman  
Field judge: Chris Junjulas  
Side judge: Rick Ockey  
Center judge: Patrick Oldham  
Replay Official: Brad Van Vark

**WEATHER**

Weather: Cloudy 83 F  
Wind: East 9 mph



## UCF Falls Short in Big 12 Opener at Kansas State



**MANHATTAN, Kan.** – Faced with the challenging task of playing the reigning champions in its Big 12 Conference opener, UCF football was up for the assignment but a strong Kansas State second half helped the Wildcats earn a 44-31 victory Saturday night at Bill Snyder Family Stadium.

Following a 46-yard touchdown pass from Timmy McClain to Kobe Hudson to give the Knights a 24-21 lead in the third quarter, Kansas State responded with 24 consecutive points to pull away for the win.

“Congratulations to Kansas State, we knew they had a really good team,” said UCF head coach Gus Malzahn. “Really felt like we were right in the middle of the game until midway through the third quarter. This shows us where we’re at. We’re going to have to play really good, we’ve got to play disciplined. We didn’t do the things that it takes to get a quality win against a really good opponent on their home field.”

After a Kansas State field goal to knot the game at 24-24, the Knights were forced to punt and nearly forced K-State to punt on its next drive, but a pair of costly penalties extended the drive and gave the Wildcats new life. Kansas State quarterback Will Howard scored on a two-yard rush to put the Wildcats back in front 31-24 a few moments later.

UCF looked to cut into the deficit, but the Knights’ field goal attempt missed wide right. From there, Kansas State orchestrated a 13-play, 65-yard drive that amassed 6:05 to pull ahead 37-24 after DJ Giddens’ fourth rushing touchdown of the day.

The Knights turned the ball over on downs on the next possession deep in its own territory and the Wildcats capitalized on the great field position, as Howard found the end zone rushing for the second time on the day.

RJ Harvey scored late in the fourth quarter on a one-yard rush, but UCF couldn’t get any closer as Kansas State spoiled UCF’s debut in the Big 12.

“We did some good things, we just didn’t do what it takes to win.”

For the third consecutive game, Hudson surpassed 100 receiving yards to mark the first UCF player since Charles Lee in 1999 to record three straight games with 100 or more yards. The Pine Mountain, Georgia, native tallied 138 yards on five catches with a pair of touchdowns. Hudson is the only player in the Big 12 with three 100-yard receiving games this season.

McClain recorded a career-high three TD passes, as he connected with Hudson twice and also found Harvey for a 27-yard touchdown strike. Johnny Richardson averaged 12.7 yards per rush with six carries for 76 yards, headlined by a 48-yard long.

Defensively, linebacker Jason Johnson notched a season-high 12 solo tackles to lead all players in the game. Lee Hunter had six tackles with a tackle for loss and a pass break up, while Nikai Martinez also logged six stops.

Entering the game as the nation’s top offense, UCF didn’t have any trouble moving the ball offensively but had a couple of miscues that proved costly.

“We gotta go back and clean some things up, I still believe we’ve got a really good football team. We just have to do things better.”

For the fourth consecutive game, the UCF defense forced an interception as Corey Thornton jumped in front of a Howard pass to record his second interception of the season and third of his career.

UCF made a few changes on the offensive line, as redshirt freshman Caden Kitler made his first career start at center, transfer Amari Kight started at right tackle and freshman tight end Randy Pittman Jr. also earned his first start.

The Knights will return to action next weekend when they host Baylor in their Big 12 home opener at FBC Mortgage Stadium. Kickoff is slated for 3:30 p.m. ET and the game will be broadcast on Fox Sports 1.

Team	1st	2nd	3rd	4th	Total
UCF	10	7	7	7	31
Kansas State	7	14	10	13	44

Qtr	Time	Scoring Play	V-H
1st	11:34	KSTATE - #31 D.Giddens 1 yd rush (#17 C.Tennant kick), 8-75, 03:26	0-7
1st	09:08	UCF - #35 C.Boomer 29 yd FG, 6-63, 02:26	3-7
1st	01:47	UCF - #7 R.Harvey 27 yd pass from #9 T.McClain (#35 C.Boomer kick), 9-57, 05:11	10-7
2nd	12:19	KSTATE - #31 D.Giddens 9 yd rush (#17 C.Tennant kick), 12-84, 04:23	10-14
2nd	06:20	KSTATE - #31 D.Giddens 18 yd rush (#17 C.Tennant kick), 8-62, 04:01	10-21
2nd	03:19	UCF - #2 K.Hudson 69 yd pass from #9 T.McClain (#35 C.Boomer kick), 2-76, 00:41	17-21
3rd	13:40	UCF - #2 K.Hudson 46 yd pass from #9 T.McClain (#35 C.Boomer kick), 3-46, 01:10	24-21
3rd	09:33	KSTATE - #17 C.Tennant 30 yd FG, 9-63, 04:07	24-24
3rd	01:28	KSTATE - #18 W.Howard 2 yd rush (#17 C.Tennant kick), 11-85, 05:09	24-31
4th	04:01	KSTATE - #31 D.Giddens 3 yd rush (#17 C.Tennant kick missed), 13-65, 06:05	24-37
4th	02:01	KSTATE - #18 W.Howard 31 yd rush (#17 C.Tennant kick), 2-36, 00:53	24-44
4th	00:03	UCF - #7 R.Harvey 1 yd rush (#35 C.Boomer kick), 11-75, 01:58	31-44

TIME DETAILS	
Kickoff time:	07:05 PM
End of Game:	10:31 PM
Total elapsed:	03:26

OFFICIALS	
Referee:	Michael VanderVelde
Umpire:	Rick Podrazza
Linesman:	John Braun
Line Judge:	Darren Deckard
Back Judge:	Joel Weizel
Field Judge:	Robert Asel
Side Judge:	Fulton Carson
Center Judge:	Chris Tallent
Replay Official:	Eugene Semko

WEATHER	
Weather:	Clear 82 F
Wind:	North West 5 mph

## Strong Second Half Lifts Baylor Past UCF, 36-35



**ORLANDO** – It was a tale of two halves Saturday night at FBC Mortgage Stadium, as the UCF football scored on the first play of the game and led throughout most of the game, but a furious late comeback gave the Baylor Bears a 36-35 victory.

After leading 28-7 at halftime, the Bears closed out the game with 29 unanswered points to come away with the one-point road win.

“I’m really disappointed for our fan base,” said head coach Gus Malzahn. “This was a big moment, and we didn’t seize the moment. We talked about that, the whole time leading up to this game. We let one get away and that’s the way that locker room feels.”

The Knights opened the game with a boom, as the defense forced a three-and-out on Baylor’s first drive and then Johnny Richardson took UCF’s first offensive snap 79 yards for a touchdown to give the Black and Gold a 7-0 lead. It marked the longest play of the season for the Knights, the longest rush of Richardson’s career and his first touchdown of the year.

UCF continued to roll offensively, scoring a touchdown on each of its first three drives for the first time since the South Florida game last year. Quarterback Timmy McClain capped a six-play, 52-yard drive with a two-yard rushing touchdown, his first rushing score in a UCF uniform. A few minutes later, Javon Baker reeled in his first touchdown reception of the season from McClain as the pair connected for a 65-yard TD to mark the longest reception of Baker’s career.

After a Blake Shapen touchdown to get Baylor on the scoreboard, sophomore defensive back Demari Henderson made an incredible play, as he stripped the football from Dominic Richardson and raced 87 yards down the field for a touchdown. The Sanford, Florida, native recorded UCF’s first forced fumble of the season and logged his first career score.

The Knights led 28-7 midway through the game, despite having possession for just 6:58 in the first half to Baylor’s 23:02.

UCF couldn’t get anything going after the intermission and in contrast, it seemed to be just the opposite for the Bears as they outscored the Knights 29-7 in the second half. The Black and Gold moved the ball and tallied 229 yards to Baylor’s 257, but a pair of costly turnovers proved to be the difference.

“We were in complete control of the game. We had a touchdown called back on the three-yard line but, you gotta find a way.”

The Knights opened the second half with a 14-play, 84-yard scoring drive that amassed 8:08. McClain found Xavier Townsend from six yards out to extend UCF’s lead on the sophomore’s second touchdown grab of the season. Baylor countered with a field goal to cut into the deficit and a touchdown drive following a UCF interception trimmed the Knights lead to 35-18.

Baylor forced a stop and took over with great field position to narrow the margin to nine after a five-yard TD pass from Shapen to Monaray Baldwin with 9:38 remaining in the game. Caden Jenkins made one of the biggest plays of the game on UCF’s ensuing drive, as he scooped up a fumble and sprinted 72 yards for the scoop-and-score to swing the momentum even more in favor of the Bears.

Clinging to a 35-33 lead, UCF’s offense trotted back on the field looking to swing the momentum but the drive sputtered and the Knights were forced to punt. Baldwin had the big play of the drive with a 36-yard reception that Baylor in field goal range and Isaiah Hankins split the uprights to give the Bears a 36-35 lead.

UCF ran 11 plays for 33 yards on the final drive of the game, but without the benefit of a timeout the Knights were forced to try a long field goal as time expired and it didn’t have the distance.

Baker led the UCF offense with three catches for 113 yards and a touchdown, while Townsend had four catches for 27 yards and a score. Richardson logged his first 100-yard rushing game of the season with six carries for 105 and a TD, while RJ Harvey has 21 rushing for 95 yards. McClain was 13-of-25 for 234 yards with two touchdowns.

Defensively, captain Jason Johnson headlined the group with 15 tackles, the third most by any Big 12 player this season. Lee Hunter tallied a career-high nine stops, while Demari Henderson charted seven tackles, which was also a career high. Tre’mon Morris-Brash recorded six tackles, highlighted by three tackles for loss and two sacks.

UCF will return to action next Saturday, Oct. 7, as the Knights make a return trip to the state of Kansas. The Black and Gold battle No. 24 Kansas at 4 p.m. on Fox from David Booth Kansas Memorial Stadium.

**NCAA** Scoring Summary report  
Baylor vs UCF (Sep 30, 2023)  
Baylor (2-3, 1-1) vs UCF (3-2, 0-2)

Date: Sep 30, 2023  
Site: Orlando, Florida  
Stadium: FBC Mortgage Stadium  
Attendance: 44025

SCORE BY QUARTERS

Team	1st	2nd	3rd	4th	Total
Baylor	7	0	3	26	36
UCF	21	7	7	0	35

SCORING SUMMARY

Qtr	Time	Scoring Play	V-H
1st	13:13	UCF - #0 J.Richardson 79 yd rush (#35 C.Boomer kick), 1-79, 00:12	0-7
1st	09:09	UCF - #9 T.McClain 2 yd rush (#35 C.Boomer kick), 6-52, 02:07	0-14
1st	06:17	UCF - #1 J.Baker 65 yd pass from #9 T.McClain (#35 C.Boomer kick), 1-65, 00:09	0-21
1st	02:03	BU - #12 B.Shapen 2 yd rush (#98 I.Hankins kick), 10-72, 04:14	7-21
2nd	11:12	UCF - #8 D.Henderson 87 yd fumble return (#35 C.Boomer kick), 04:56	7-28
3rd	08:08	UCF - #3 X.Townsend 6 yd pass from #9 T.McClain (#35 C.Boomer kick), 14-84, 06:46	7-35
3rd	03:20	BU - #98 I.Hankins 30 yd FG, 11-50, 04:39	10-35
4th	12:38	BU - #35 D.Pendergrass 6 yd rush (#11 K.Jackson Jr. pass from #12 B.Shapen), 10-81, 02:59	18-35
4th	09:38	BU - #60 M.Baldwin 5 yd pass from #12 B.Shapen (#18 J.Nabors pass from #12 B.Shapen), 5-55, 01:17	26-35
4th	06:02	BU - #19 C.Jenkins 72 yd fumble return (#98 I.Hankins kick), 03:36	33-35
4th	01:21	BU - #98 I.Hankins 25 yd FG, 9-61, 03:25	36-35

TIME DETAILS

Kickoff time: 03:34 PM  
End of Game: 07:02 PM  
Total elapsed: 03:27

OFFICIALS

Referee: Henry Johns  
Umpire: Robert Richeson  
Linesman: Andy Warner  
Line Judge: Keith Garmond  
Back Judge: Brian Ernest  
Field Judge: Matthew Mills  
Side Judge: Mario Seneca  
Center Judge: Corey Long  
Replay Official: John Jeff Hansen

WEATHER

Weather: Cloudy 83 F  
Wind: South West 9 mph



## UCF Falls in Road Game at Kansas, 51-22



**LAWRENCE, Kan.** – In its first trip to David Booth Kansas Memorial Stadium, the UCF football team was defeated by the Kansas Jayhawks, 51-22, Saturday afternoon in a Big 12 Conference game. The Jayhawks jumped out to an early lead in the game and the Knights were not able to overcome the deficit.

After the lone score of the opening quarter was a Kansas (5-1, 2-1) field goal, the Jayhawks scored 21 points in the second quarter to grab a 24-0 lead at halftime. It marked the first time UCF (3-3, 0-3) had been shutout at the half in more than seven seasons with the last occurrence in 2015.

“Obviously, a disappointing a loss,” said head coach Gus Malzahn. “Give them credit, they’re a good football team and we didn’t play well in any phase of the game. Our bye week is coming at a good time, we’ll evaluate everything and we’ll be better in the second half [of the season].”

The Knights ended the shutout in the third quarter, as quarterback Timmy McClain found tight end Alec Holler for a 13-yard touchdown grab, Holler’s second of the season. RJ Harvey found the endzone for the seventh time this year in the fourth quarter, as the Knights looked to narrow the margin but to no avail. Kansas had an answer each time UCF pulled closer with a score. The Jayhawks compiled 490 yards of total offense and rushed for 399 yards, while the Black and Gold recorded 371 yards of offense and 202 rushing yards.

UCF was unable to get a stop defensively when it needed it, as Kansas was 6-for-9 on third downs and recorded 14 big plays (passing 15+, rushing 10+), while the Knights were 7-of-12 on third downs and added 10 big plays.

John Rhys Plumlee made his return to the starting lineup for the Knights but was unable to play at length after tweaking his leg and was replaced by McClain. McClain was 12-for-15 with 136 yards passing and a pair of touchdowns. He connected with freshman Randy Pittman Jr. in the fourth quarter, the first TD reception of Pittman’s career on a 23-yard reception.

Harvey led the rushing attack with 133 yards on 16 carries with a score, averaging 8.3 yards per attempt. He surpassed 100 rushing yards for the second time this season and the third time in his career. Johnny Richardson chipped in with 47 rushing yards on eight attempts. Javon Baker paced the receivers with four catches for 85 yards, including a 41-yard long.

After returning a fumble for a touchdown last week, sophomore Demari Henderson scooped up a bad snap on a PAT attempt for Kansas and sprinted 97 yards down the field to give UCF two points after the Jayhawks’ unsuccessful PAT attempt.

Defensively, linebacker Jason Johnson had eight tackles including six solo stops and defensive end Josh Celiscar matched his career best with seven tackles with two tackles for loss. Safety Jireh Wilson also had seven tackles. Freshman John Walker made his first career start in the game and linebacker Rian Davis earned his first start at UCF.

For Kansas, quarterback Jason Bean was 8-for-12 with 91 passing yards and a touchdown. Preseason All-Big 12 selection Devin Neal rushed for 154 yards on 12 attempts and Daniel Hishaw tallied 19 carries for 134 yards.

The Knights will now have a bye week before returning to action at No. 12 Oklahoma on Saturday, Oct. 21. Kickoff is set for noon ET/11 a.m. CT on ABC.

NCAA Scoring Summary report  
UCF vs Kansas (Oct 07, 2023)  
UCF (3-3, 0-3) vs Kansas (5-1, 2-1)

Date: Oct 07, 2023  
Site: Lawrence, Kansas  
Stadium: David Booth Kansas Memorial Stadium  
Attendance: 46107

#### SCORE BY QUARTERS

Team	1st	2nd	3rd	4th	Total
UCF	0	0	8	14	22
Kansas	3	21	13	14	51

#### SCORING SUMMARY

Qtr	Time	Scoring Play	V-H
1st	03:42	KAN - #91 S.Keller 25 yd FG, 13-82, 07:03	0-3
2nd	13:43	KAN - #2 L.Arnold 5 yd pass from #9 J.Bean (#91 S.Keller kick), 9-69, 04:22	0-10
2nd	06:31	KAN - #20 D.Hishaw 3 yd rush (#91 S.Keller kick), 12-72, 06:13	0-17
2nd	03:26	KAN - #7 T.Wilson 82 yd punt return (#91 S.Keller kick), 03:05	0-24
3rd	14:48	KAN - #4 D.Neal 75 yd rush (#91 S.Keller kick), 1-75, 00:12	0-31
3rd	13:01	UCF - #82 A.Holler 13 yd pass from #9 T.McClain (#2 K.Hudson pass from #9 T.McClain failed), 4-75, 01:47	6-31
3rd	07:02	KAN - #25 D.McDuffie 1 yd rush (rush failed), 10-75, 05:59	6-37
3rd	07:02	UCF - #8 D.Henderson PAT return	8-37
4th	13:55	UCF - #7 R.Harvey 4 yd rush (#35 C.Boomer kick), 17-75, 08:07	15-37
4th	11:47	KAN - #20 D.Hishaw 7 yd rush (#91 S.Keller kick), 4-54, 02:02	15-44
4th	10:09	UCF - #13 R.Pittman Jr. 23 yd pass from #9 T.McClain (#35 C.Boomer kick), 5-75, 01:39	22-44
4th	00:53	KAN - #25 D.McDuffie 1 yd rush (#34 O.Piepergerdes kick), 7-35, 03:20	22-51

#### TIME DETAILS

Kickoff time: 03:06 PM  
End of Game: 06:09 PM  
Total elapsed: 03:03

#### OFFICIALS

Referee: Tutashinda Salaam  
Umpire: Bill Bishop  
Linesman: Matt Burks  
Line judge: Kelly Detering  
Back judge: Christopher Alston  
Field judge: Rich Almeroth  
Side judge: Eric Hartman  
Center judge: Dan Scantlan  
Replay Official: Brad Van Vark

#### WEATHER

Weather: Sunny 64 F  
Wind: West 7 mph



**UCF Edged in Hard-Fought Battle at No. 6 Oklahoma, 31-29**

**NORMAN, Okla.** – Facing the nation's sixth-ranked team on the road, the UCF football team was up for the challenge and led for most of the game, but No. 6 Oklahoma rallied late to earn the win as the Knights dropped a hard-fought battle, 31-29, Saturday afternoon at Gaylord Family Oklahoma Memorial Stadium.

Entering the game, the Sooners, which own the nation's best home winning percentage since 1999 at 138-13 (.914), had only trailed for 12 minutes and 11 seconds total this season and the Knights led for 21 minutes and seven seconds.

"I'm extremely proud of our team and the way we fought. We were right there in the middle of it in the fourth quarter against one of the best teams in the country. Defensively, we played one of our best games of the season but give them credit, that's one of the best offenses in the country. We're disappointed we didn't win, but we'll finish the season strong. I can promise you that."

After Oklahoma scored to take an eight-point lead, 31-23, UCF's offense marched down the field against the nation's seventh-ranked scoring defense to give the Knights a chance to tie the game. Quarterback John Rhys Plumlee hit wide receiver Xavier Townsend for a 10-yard completion to start the drive and freshman tight end Randy Pittman Jr. had one of a few big plays on the drive with a 39-yard reception.

A few plays later, Plumlee found Javon Baker in the end zone for a 12-yard strike to cut the Oklahoma lead to two, 31-29. Forced to try the two-point conversion, the Knights attempted a double pass with Plumlee finding Townsend on a lateral, but the Sooners defense sniffed it out and made the tackle to prevent UCF from knotting the score at 31. From there, the Knights nearly executed a perfect inside kick, but the Sooners defender was able to fall on it just seconds before a UCF player to seal the victory for Oklahoma.

After the offense struggled to find success on its first four drives, it was just the opposite on its upcoming drives as UCF scored on its next five drives with a touchdown, field goal, TD, FG and FG. Oklahoma led 7-0 at the end of the first quarter, but a one-yard rush from Plumlee knotted the game at 7-7. The Knights compiled a 10-play, 74-yard drive highlighted by a 54-yard rush from RJ Harvey, his longest of the season.

The defense responded to force a Sooners punt and the Knights answered with a 12-play, 76-yard drive capped by a 21-yard Colton Bunker field goal to give UCF its first lead of the day. Following an Oklahoma touchdown, Plumlee found Baker wide open down the sideline and he sprinted 86 yards for the touchdown on the Knights' longest play of the season to regain the advantage at 17-14.

Oklahoma kicked a field goal as time expired in the first half, as the teams headed into the locker room knotted at 17-17. It marked the first time this season that the Sooners did not own the lead at halftime.

Following the intermission, UCF recorded its sixth turnover of the year, as defensive back Quadric Bullard snagged his first career interception and returned it 27 yards to the Oklahoma 33-yard line. Former UCF quarterback Dillon Gabriel's pass over the middle bounced off the receiver's hands and Bullard reeled it in with one hand, as Gabriel threw just his third interception in 2023.

Unfortunately, the Knights were not able to convert the turnover into a touchdown, but Boomer hit his second field goal of the day, drilling a 48-yarder to give UCF a 20-17 advantage and a few minutes later the Lake Mary, Florida, native hit a 46-yard FG to push the Knights' lead to 23-17.

Entering the fourth quarter, Oklahoma found itself trailing for the first time heading into the final period with UCF on top, 23-17. The teams alternated punts before the Sooners scored following nine plays for 65 yards and a Gabriel TD pass to Drake Stoops to give OU its first lead since the second quarter. Gavin Sawchuk's 30-yard TD run pushed Oklahoma's margin to 31-23 on its first rushing score of the game and the Knights were not able to knot the score on their ensuing drive, pushing the Sooners to the brink before coming up short.

Plumlee was 16-for-30 with 248 yards and a pair of touchdowns, while OU's Gabriel was 25-for-38 with 253 yards and three TDs. Harvey surpassed 100 yards for the second time this season and third time in his career with 101 yards on 23 carries, while Baker hauled in five passes for 134 yards with two scores.

After missing last week's game due to injury, linebacker Walter Yates III returned to the field and led the Knights with 10 tackles and Jason Johnson had nine. Defensive tackle Lee Hunter had five tackles, including 2.5 tackles for loss and a sack. Redshirt freshman Malachi Lawrence had a great game for UCF with a career-high five tackles and a sack, as the Knights defense sacked Gabriel three times.

UCF will return to action at home next weekend when the Knights welcome West Virginia on Homecoming. Kickoff is slated for noon ET on FS1 from FBC Mortgage Stadium.

**Scoring Summary report**  
UCF vs Oklahoma (Oct 21, 2023)  
**UCF (3-4, 0-4) vs Oklahoma (7-0, 4-0)**

Date: Oct 21, 2023  
Site: Norman, Oklahoma  
Stadium: Gaylord Family - Oklahoma Memorial Stadium  
Attendance: 83476

**SCORE BY QUARTERS**

Team	1st	2nd	3rd	4th	Total
UCF	0	17	6	6	29
Oklahoma	7	10	0	14	31

**SCORING SUMMARY**

Qtr	Time	Scoring Play	V-H
1st	07:48	OU - #4 N.Anderson 29 yd pass from #8 D.Gabriel (#34 Z.Schmit kick), 3-45, 00:51	0-7
2nd	11:49	UCF - #10 J.Plumlee 1 yd rush (#35 C.Boomer kick), 10-74, 04:04	7-7
2nd	04:01	UCF - #35 C.Boomer 21 yd FG, 12-76, 06:04	10-7
2nd	01:51	OU - #4 N.Anderson 42 yd pass from #8 D.Gabriel (#34 Z.Schmit kick), 8-75, 02:04	10-14
2nd	01:24	UCF - #1 J.Baker 86 yd pass from #10 J.Plumlee (#35 C.Boomer kick), 2-86, 00:19	17-14
2nd	00:00	OU - #34 Z.Schmit 25 yd FG, 1-0, 00:02	17-17
3rd	11:51	UCF - #35 C.Boomer 48 yd FG, 4-2, 01:29	20-17
3rd	05:28	UCF - #35 C.Boomer 46 yd FG, 10-57, 04:18	23-17
4th	09:16	OU - #12 D.Stoops 11 yd pass from #8 D.Gabriel (#34 Z.Schmit kick), 9-65, 02:15	23-24
4th	03:13	OU - #27 G.Sawchuk 30 yd rush (#34 Z.Schmit kick), 9-80, 04:17	23-31
4th	01:16	UCF - #1 J.Baker 12 yd pass from #10 J.Plumlee (#3 J.Townsend rush failed), 9-75, 01:57	29-31

**TIME DETAILS**

Kickoff time: 11:07 AM  
End of Game: 02:34 PM  
Total elapsed: 03:27

**OFFICIALS**

Referee: Derek Anderson  
Umpire: Michael Henderson  
Linesman: Doug Moore  
Line judge: Quentin Givens  
Back judge: Daniel Young  
Field judge: Gabriel DeLeon  
Side judge: Mark Graves  
Center judge: Brian Alos  
Replay Official: Marcus Marsden

**WEATHER**

Weather: Sunny 72 F  
Wind: South West 9 mph



## Knights Unable to Overcome Turnovers in Loss to West Virginia, 41-28



**ORLANDO** – Despite compiling at least 400 yards of total offense for the sixth time this season, UCF was not able to overcome four turnovers and the Knights fell to the West Virginia Mountaineers, 41-28, Saturday afternoon at FBC Mortgage Stadium.

UCF (3-5, 0-5 Big 12) completed 25-of-36 passes for 274 yards, the most by the Black and Gold in a Big 12 Conference game this season, and rushed 33 times for 189 yards, while West Virginia (5-3, 3-2) passed for 164 yards on 15 completions and tallied 286 yards on 50 rushing attempts.

“Congratulations to West Virginia, obviously we’re disappointed to lose at home the way we did,” said UCF head coach Gus Malzahn. “You look at the first half, they had drives of 76, 71 and 64 [yards] and it was 17-14. We were coming out of the half, had the football, feeling pretty good about what they were trying to do defensively and how we could take advantage.

“Defensively, we couldn’t stop the run and that was very disappointing. They’re really good at running the football and we knew that. The bottom line is you’re not going to beat any team, for the most part, if you turn the ball over four times.”

After committing zero turnovers at No. 6 Oklahoma last weekend, the first team to not have a turnover against the Sooners this season, UCF threw an interception on its second drive of the game. West Virginia put together a nine-play, 75-yard touchdown drive on its first possession and the Knights matched the Mountaineers on their first drive to even the score at 7-7.

Quarterback John Rhys Plumlee found Kobe Hudson along the sideline and the senior wide receiver made a great leaping catch falling into the endzone for the Knights’ first score of the day. An unlucky bounce on UCF’s next possession led to the first turnover, as Javon Baker nearly made an incredible catch but in the process of falling to the ground the ball popped in the air and was intercepted.

West Virginia kicked a field goal a few minutes later to regain the lead and pulled ahead 17-7 after a four-yard TD run from Jaheim White. A 10-play, 75-yard drive helped UCF answer with a touchdown to cut the deficit to 17-14 at halftime. Plumlee scored on an eight-yard rush following a few big running plays from RJ Harvey earlier in the drive. Harvey finished the day with 100 rushing yards on 14 attempts to compile his third consecutive 100-yard rushing game, the first Knights running back to accomplish the feat since Latavius Murray in 2012.

Looking to score on its first possession of the second half with the football on West Virginia’s 32-yard line, UCF’s receiver slipped on a Plumlee pass attempt as the Mountaineers came up with their second interception of the day. WVU converted the turnover into points to extend its advantage with quarterback Garrett Greene rushing for his second TD to push the lead to 24-14.

Baker helped the Knights trim the margin to three at 24-21 with a seven-yard touchdown reception from Plumlee, as the Atlanta native was able to get a foot down in the back of the endzone after a great catch.

After cutting the lead to single digits, UCF’s defense came up big with a stop as Shaun Peterson Jr. sacked Greene on 3rd and 8, forcing a fumble that was recovered by WVU to force a punt.

West Virginia scored the first 17 points of the fourth quarter to pull away, as UCF was forced to punt for the first time on the day and was unable to convert on fourth down on its first two drives of the final period. Hudson added a late touchdown to cut the Mountaineer lead to 41-28, which was the final score.

Plumlee finished the game 25-for-36 with 274 yards, including three passing touchdowns and he rushed for 45 yards with a score. Hudson tallied 66 yards on three catches with two TDs, while Baker had three receptions for 34 yards and a touchdown.

Defensively, Jason Johnson paced the group with 11 tackles, highlighted by seven solo, and Tre’mon Morris-Brash, Jireh Wilson and Walter Yates III each had six tackles. Sophomore Demari Henderson recorded his second fumble recovery of the season.

WVU sophomore running back CJ Donaldson tallied 17 carries for 121 yards with a TD, White had nine touches for 85 yards with a score and Greene notched three rushing touchdowns.



Scoring Summary report  
West Virginia vs UCF (Oct 28, 2023)  
West Virginia (5-3, 3-2) vs UCF (3-5, 0-5)

Date: Oct 28, 2023  
Site: Orlando, Florida  
Stadium: FBC Mortgage Stadium  
Attendance: 44136

SCORE BY QUARTERS

Team	1st	2nd	3rd	4th	Total
West Virginia	10	7	7	17	41
UCF	7	7	7	7	28

SCORING SUMMARY

Qtr	Time	Scoring Play	V-H
1st	10:57	WVU - #6 G.Greene 6 yd rush (#22 M.Hayes kick), 9-75, 04:03	7-0
1st	07:06	UCF - #2 K.Hudson 34 yd pass from #10 J.Plumlee (#35 C.Boomer kick), 9-75, 03:51	7-7
1st	02:01	WVU - #22 M.Hayes 24 yd FG, 10-71, 04:59	10-7
2nd	10:02	WVU - #22 J.White 4 yd rush (#22 M.Hayes kick), 10-64, 04:19	17-7
2nd	05:50	UCF - #10 J.Plumlee 8 yd rush (#35 C.Boomer kick), 10-75, 04:12	17-14
3rd	09:01	WVU - #6 G.Greene 7 yd rush (#22 M.Hayes kick), 8-68, 03:19	24-14
3rd	05:25	UCF - #1 J.Baker 7 yd pass from #10 J.Plumlee (#35 C.Boomer kick), 8-75, 03:36	24-21
4th	14:12	WVU - #6 G.Greene 1 yd rush (#22 M.Hayes kick), 4-27, 01:58	31-21
4th	09:25	WVU - #4 C.Donaldson 6 yd rush (#22 M.Hayes kick), 7-66, 04:12	38-21
4th	05:15	WVU - #22 M.Hayes 41 yd FG, 7-9, 03:18	41-21
4th	01:46	UCF - #2 K.Hudson 16 yd pass from #10 J.Plumlee (#35 C.Boomer kick), 11-80, 03:21	41-28

TIME DETAILS

Kickoff time: 12:03 PM  
End of Game: 03:22 PM  
Total elapsed: 03:18

OFFICIALS

Referee: Henry Johns  
Umpire: Robert Richeson  
Linesman: Andy Warner  
Line judge: Keith Garmond  
Back judge: Brian Ernest  
Field judge: Matthew Mills  
Side judge: Mario Seneca  
Center judge: Corey Long  
Replay Official: John Jeff Hansen

WEATHER

Weather: Sunny 82 F  
Wind: East 11 mph





## UCF Earns First Big 12 Win at Cincinnati, 28-26



**CINCINNATI, Ohio** – The UCF football team picked up its first Big 12 Conference win Saturday night, as the Knights came away with a 28-26 win against Cincinnati at Nippert Stadium. UCF earned its first win at Cincinnati since 2017 and won its second consecutive against the Bearcats to take a 5-4 lead in the all-time series.

After having second-half leads in several games this season, UCF sealed the deal against Cincinnati to record the Knights' first Big 12 win in program history, with the Black and Gold in their inaugural season in the league.

"Real proud of our team," said UCF head coach Gus Malzahn. "It feels good to see smiling faces after our first Big 12 win. This is a hard place to win, I think 2017 was the last time we won here. I'm real proud of the way our guys won the game. We made the critical plays at the end of the game that we haven't made in our previous games."

The Knights did whatever it took to get the team win with the offense rushing for 200 yards for the sixth time this season and the defense tallying a season-high nine tackles for loss, five sacks and two turnovers.

Running back RJ Harvey tallied his fourth consecutive 100-yard rushing game, as the Orlando native recorded a career-high 164 yards on 20 carries with a career-best three touchdowns. Harvey is the first UCF player with four consecutive 100-yard games since Latavius Murray in 2012. Additionally, his 164 rushing yards are the most by a Knights running back since Isaiah Bowser rushed for 172 against Boise State in the 2021 season opener.

Cincinnati struck first following a 39-yard field goal from Carter Brown, but UCF answered a few drives later with a six-play drive amassing 59 yards to score the first touchdown of the game. The drive was aided by a costly pass interference call against the Bearcats, drawn by Kobe Hudson, and John Rhys Plumlee capped the drive with an eight-yard rushing touchdown to make it 7-3.

Harvey pushed the Knights' advantage to 14-3 when he scored the first of three rushing touchdowns, taking it in from 13 yards out on a drive that he started with a 24-yard rush. UC countered on its next drive to trim the margin to 14-10, as quarterback Emory Jones found Braden Smith for an 11-yard passing touchdown.

With the Bearcats looking to get on the scoreboard before halftime, sophomore defensive back Nikai Martinez came up big for the Knights by intercepting a pass in the endzone and returning it 24 yards to help the Knights own a 14-10 lead after the first 30 minutes of play.

UCF opened the third quarter with a 45-yard drive, but Colton Boomer's 47-yard field goal attempt missed wide left. After the teams traded three-and-outs, Cincinnati and UCF scored on the next five possessions.

Ryan Montgomery's two-yard rushing touchdown gave Cincinnati its second lead of the day, 17-14, but the Knights countered with one of their best drives of the day to regain the lead. UCF ran 10 plays for 85 yards en route to Harvey finding the endzone for the second time as the Black and Gold grabbed a 21-17 lead.

The Knights defense seemed to have forced a stop early in the fourth quarter, but an illegal formation penalty against the special teams unit extended the drive and Cincinnati took advantage. Fortunately, UCF's defense came up big once again as Jones was sacked by Knights freshman John Walker and redshirt sophomore Malachi Lawrence to force a Cincinnati field goal, which cut the Knights lead to one at 21-20.

UCF had another great response offensively with Jarrad Baker starting the drive with a 10-yard rush and Harvey ending the drive with a one-yard rush to set a career high with his third rushing score of the game. Leading by eight (28-20), UCF kicked off to UC knowing the Bearcats needed to score a touchdown and convert the two-point conversion to knot the score.

A 19-yard scramble by Jones and a 37-yard pass helped Cincinnati solve the first part of the equation, but UCF's defense did not allow the two-point attempt to be converted and the Black and Gold held on to a 28-26 lead.

After recovering the onside kick, UCF was in position to put the game away after a big run from Plumlee but he slid one yard shy of the first down marker. Cincinnati used its final timeout before another run from Plumlee to pick up the first down with 1:15 on the clock and seal UCF's first Big 12 win.

Plumlee finished the game 13 for 23 with 165 yards passing and 13 carries for 53 yards rushing with a touchdown. Baker led the receiving core with four catches for 93 yards, as the senior has now recorded a catch in 23 consecutive games.

Defensively, linebacker Walter Yates set a season high and matched his career high with 13 tackles to lead all players in the game. Jason Johnson had eight tackles, while Tre'mon Morris-Brash set a career high with 2.5 sacks and 2.5 tackles for loss.



Scoring Summary report  
West Virginia vs UCF (Oct 28, 2023)  
West Virginia (5-3, 3-2) vs UCF (3-5, 0-5)

Date: Oct 28, 2023  
Site: Orlando, Florida  
Stadium: FBC Mortgage Stadium  
Attendance: 44136

## SCORE BY QUARTERS

Team	1st	2nd	3rd	4th	Total
West Virginia	10	7	7	17	41
UCF	7	7	7	7	28

## SCORING SUMMARY

Qtr	Time	Scoring Play	V-H
1st	10:57	WVU - #6 G.Green 6 yd rush (#22 M.Hayes kick), 9-75, 04:03	7-0
1st	07:06	UCF - #2 K.Hudson 34 yd pass from #10 J.Plumlee (#35 C.Boomer kick), 9-75, 03:51	7-7
1st	02:01	WVU - #22 M.Hayes 24 yd FG, 10-71, 04:59	10-7
2nd	10:02	WVU - #22 J.White 4 yd rush (#22 M.Hayes kick), 10-64, 04:19	17-7
2nd	05:50	UCF - #10 J.Plumlee 8 yd rush (#35 C.Boomer kick), 10-75, 04:12	17-14
3rd	09:01	WVU - #6 G.Green 7 yd rush (#22 M.Hayes kick), 8-68, 03:19	24-14
3rd	05:25	UCF - #1 J.Baker 7 yd pass from #10 J.Plumlee (#35 C.Boomer kick), 8-75, 03:36	24-21
4th	14:12	WVU - #6 G.Green 1 yd rush (#22 M.Hayes kick), 4-27, 01:58	31-21
4th	09:25	WVU - #4 C.Donaldson 6 yd rush (#22 M.Hayes kick), 7-66, 04:12	38-21
4th	05:15	WVU - #22 M.Hayes 41 yd FG, 7-9, 03:18	41-21
4th	01:46	UCF - #2 K.Hudson 16 yd pass from #10 J.Plumlee (#35 C.Boomer kick), 11-80, 03:21	41-28

## TIME DETAILS

Kickoff time: 12:03 PM  
End of Game: 03:22 PM  
Total elapsed: 03:18

## OFFICIALS

Referee: Henry Johns  
Umpire: Robert Richeson  
Linesman: Andy Warner  
Line Judge: Keith Garmond  
Back Judge: Brian Ernest  
Field Judge: Matthew Mills  
Side Judge: Mario Seneca  
Center Judge: Corey Long  
Replay Official: John Jeff Hansen

## WEATHER

Weather: Sunny 82 F  
Wind: East 11 mph





## UCF Cruises Past No. 15 Oklahoma State 45-3 in Annual Space Game



**ORLANDO** – You couldn't have written a better script and UCF was determined to make sure it had a happy ending.

Looking for their first Big 12 Conference home win, seventh consecutive win in their annual Space Game and head coach Gus Malzahn's 100th career win, the Knights or the Citronauts, the team's moniker in their space games, checked off all of the above.

From the opening kickoff, UCF was dominant en route to a 45-3 win against 15th-ranked Oklahoma State Saturday night at FBC Mortgage Stadium.

"I'm real proud of our team. That was the No. 15 team in the country that came in here, probably the hottest team in all of the country and they had a huge win last week. They had the leading rusher in the country and our defense played our best game. I think they had minus six yards at halftime. We held Gordon to 26 yards, I guess or 25 yards on 12 carries. That's really probably the story of the game," said head coach Gus Malzahn.

UCF (5-5, 2-5 Big 12) recorded its first top-15 win since 2017 when the Knights defeated seventh-ranked Auburn in the Chick-fil-A Peach Bowl and the first top-15 home win since 2009 against No. 13 Houston.

Oklahoma State (7-3, 5-2) had won its last five games and not lost since September before UCF defeated the Cowboys Saturday night.

Now in his 12th season as a head coach, Malzahn is one of four active Big 12 coaches to reach 100 career wins.

In a matchup that featured two of the nation's top running backs, it was UCF's RJ Harvey that stole the spotlight from Oklahoma State's Ollie Gordon, who entered the game as the nation's leading rusher. Harvey tallied his fifth consecutive 100-yard rushing game and a career-high 206 rushing yards to become the Citronauts' first 1,000-yard rusher since Greg McCrae in 2018. Harvey also found the endzone three times, matching his career best from last week's game at Cincinnati.

Harvey now owns 1,082 rushing yards and 12 touchdowns this season, while UCF's defense limited Oklahoma State to just 52 rushing yards, the fewest for the Cowboys this year, and Gordon was held to 25 yards on 12 carries.

UCF's dominant defense held OSU without a touchdown for the first time in more than a full calendar year, as the Cowboys last game without finding the endzone was a 48-0 shutout loss at Kansas State on Oct. 29, 2022.

Averaging 180.1 rushing yards per game, Oklahoma State had -6 rushing yards at halftime and ended the game with just 52, which is the fewest for the program since Nov. 15, 2014, when the Cowboys tallied 34 against Texas.

UCF's Demari Henderson turned in the best performance of his young career, as he intercepted a pair of passes, recovered a fumble and tallied four tackles.

"Our defense had four turnovers, and you know it was kind of wet out there, it was kind of hard to throw it, and our guys did a super job on defense when they were throwing it," Malzahn added.

The Citronauts were clicking in all three phases of the game, as the offense tallied its conference play season-high 592 total yards and scored 45 points, the most UCF has scored in a Big 12 game.

Within the first six minutes of the game, the 'Nauts jumped out to a 14-0 lead as Harvey capped UCF's first drive with a one-yard rushing touchdown and Kobe Hudson reeled in a seven-yard pass from quarterback John Rhys Plumlee, after the Citronaut defense forced a fumble.

Colton Boomer pushed UCF's lead to 17-0 with a 30-yard field goal and Hudson followed with a career-long 75-yard touchdown reception. After the OSU defense jumped offside, Plumlee lofted a pass along the UCF sidelines and Hudson made a great adjustment to reel in the football and race 75 yards for the score, extending the Citronauts' lead to 24-0 before halftime. Plumlee, who threw for a season-high 299 yards, was 7 for 12 with 207 yards and two touchdowns in the first half.

"Offensively, I mean JRP is really starting to get healthy, and he's really throwing the ball well in practice. He's getting his legs underneath him, and our receivers are making some plays, and we played one of our better games, if not our best offensive game today, too."

It was just the second time this season that 15th-ranked Oklahoma State was shutout in the first half as the Cowboys were held to 128 total yards, while UCF racked up 320.

OSU ended UCF's shutout bid in the third quarter with a 25-yard field goal from Alex Hale, but the 'Nauts defense rose to the challenge of keeping the Cowboys out of the endzone.

### Scoring Summary report Oklahoma St. vs UCF (Nov 11, 2023) Oklahoma St. (7-3, 5-2) vs UCF (5-5, 2-5)

Date: Nov 11, 2023  
Site: Orlando  
Stadium: FBC Mortgage Stadium  
Attendance: 44046

#### SCORE BY QUARTERS

Team	1st	2nd	3rd	4th	Total
Oklahoma St.	0	0	3	0	3
UCF	14	10	14	7	45

#### SCORING SUMMARY

Qtr	Time	Scoring Play	V-H
1st	11:50	UCF - #7 R.Harvey 1 yd rush (#35 C.Boomer kick), 8-75, 03:10	0-7
1st	09:08	UCF - #2 K.Hudson 7 yd pass from #10 J.Plumlee (#35 C.Boomer kick), 4-57, 01:11	0-14
2nd	14:04	UCF - #35 C.Boomer 30 yd FG, 12-65, 04:59	0-17
2nd	10:35	UCF - #2 K.Hudson 75 yd pass from #10 J.Plumlee (#35 C.Boomer kick), 3-82, 01:14	0-24
3rd	10:00	OSU - #19 A.Hale 25 yd FG, 13-68, 05:00	3-24
3rd	08:56	UCF - #7 R.Harvey 92 yd rush (#35 C.Boomer kick), 1-92, 00:13	3-31
3rd	04:09	UCF - #2 K.Hudson 14 yd pass from #10 J.Plumlee (#35 C.Boomer kick), 7-60, 03:34	3-38
4th	09:00	UCF - #7 R.Harvey 2 yd rush (#35 C.Boomer kick), 8-92, 05:16	3-45

#### TIME DETAILS

Kickoff time: 03:35 PM  
End of Game: 06:48 PM  
Total elapsed: 03:12

#### OFFICIALS

Referee: Kevin Bollmann  
Umpire: Apollo Martin  
Linesman: Eric Carmouche  
Line judge: David Young  
Back judge: Joel Wetzel  
Field judge: Edward Vinzant  
Side judge: Steven Heiman  
Center judge: Stacy Hardin  
Replay Official: Donald Kapral

#### WEATHER

Weather: Cloudy 84 F  
Wind: East 7 mph

## UCF Drops Heartbreaker at Texas Tech, 24-23



**LUBBOCK, Texas** – Despite recording more offensive yards and limiting the Red Raiders to just three of nine on third downs, UCF football came up short against Texas Tech, 24-23, Saturday night at Jones AT&T Stadium.

In a battle for bowl eligibility, it was the Red Raiders (6-5 overall, 5-3 Big 12) that were able to secure their sixth win of the season, while the Knights (5-6, 2-6) will have another opportunity next weekend at home against Houston.

UCF's offense compiled 487 yards, while Texas Tech tallied 446. It marked the eighth time this season that the Black and Gold have surpassed 400 yards in a game. Defensively, the Knights' defense stood tall against one of the conference's top offenses, holding Texas Tech scoreless in the first quarter and limiting the Red Raiders to 10 points in the second half.

"Disappointing loss for us," said UCF head coach Gus Malzahn. "There are a couple things that stand out, obviously not scoring before halftime that was a tough deal. We missed a field goal and then had a blocked extra point when we had the momentum, which we haven't had all year so that was tough.

"Defensively, we battled all day. Overall, disappointing loss and now we have to go back home and try to find a way to win against Houston to get bowl eligible."

Trailing 24-17 with 6:13 remaining in the game, UCF needed a score and the offense delivered as quarterback John Rhys Plumlee hit wide receiver Javon Baker along the sideline and Baker raced 71 yards for the touchdown. Looking to knot the score at 24, Texas Tech's defensive front had a great push and E'Maurion Banks got a hand on Colton Boomer's PAT attempt to block it and keep the Red Raiders ahead, 24-23.

From there, Texas Tech turned it over to running back Tahj Brooks, who entered the game ranked fifth nationally in rushing yards, and he was able to pick up a couple first downs to help the Red Raiders run out the clock and hang on for the one-point victory.

UCF rushed for 238 yards to eclipse 200 yards for the eighth time in 11 games and passed for 241 yards, while Texas Tech logged 190 rushing yards and 256 passing yards. The Knights held a 31:57 to 28:03 advantage in the time of possession and were 9 of 15 on third downs, but unfortunately it did not translate to a win.

For the fifth time this season and first time on the road, UCF scored a touchdown on its opening possession as the Knights ran eight plays for 75 yards, capped off by a four-yard rushing touchdown from RJ Harvey. It marked the third consecutive game that Harvey has found the end zone.

Facing a fourth down and three on the Texas Tech 28-yard line a few drives later, UCF successfully faked a field goal to pick up the first down and extend the drive. Holder Mitch McCarthy flipped a backward toss to Boomer, who raced 24 yards down the sideline nearly scoring a touchdown but stepped out of bounds at the five-yard line. Two plays later, Harvey scored from the one-yard line to push the Knights' lead to 14-0.

Texas Tech responded with a touchdown-scoring drive, as Red Raiders quarterback Behren Morton found Drae McCray in the back of the end zone for a 15-yard TD pass to trim the margin to 14-7. After a UCF punt, Tech evened the score at 14-14 following a nine-play, 93-yard touchdown drive. Morton connected with McCray for a 26-yard gain and then found tight end Mason Tharp on the next play for a 19-yard TD.

The Knights put together a great next drive but were unable to get any points out of it, as the clock expired with UCF driving on the five-yard line and the scored was knotted at 14 at halftime.

The teams traded punts out of intermission before a Nikai Martinez interception halted Texas Tech's second drive in the third quarter. UCF has now tallied a turnover in 10 of its 11 games this season and Martinez owns a team-leading three interceptions.

The Knights looked to convert the turnover into points on their next drive following a couple of great catches from Xavier Townsend and Baker, respectively. Boomer came on to attempt a 32-yard field goal, but his kick caromed off the uprights and was no good.

Just before the end of the third quarter, Brooks broke lose for a 13-yard touchdown run as Tech took a 21-14 lead. The score marked the first time that UCF had trailed since the first quarter of the Cincinnati game, a span of more than 100 minutes without trailing.

UCF responded with a great drive but couldn't punch it into the end zone and was forced to settle for a field goal to cut the margin to 21-17. The defense came up with a big stop on third and 10 to force a 51-yard field goal but reigning Big 12 Special Teams Player of the Week Gino Garcia drilled it to push the Red Raiders' lead to 24-17.

Plumlee was 16 of 32 for 249 yards passing with a touchdown and an interception, while his counterpart, Morton, was 21 of 35 for 246 with two TDs and an interception. Harvey saw his streak of five straight games with at least 100 yards rushing come to an end, as Texas Tech held him to 78 yards on 20 carries with a pair of touchdowns.

Scoring Summary report  
UCF vs Texas Tech (Nov 18, 2023)  
UCF (5-6, 2-6) vs Texas Tech (6-5, 5-3)

Date: Nov 18, 2023  
Site: Lubbock, Texas  
Stadium: Jones AT&T Stadium  
Attendance: 53851

#### SCORE BY QUARTERS

Team	1st	2nd	3rd	4th	Total
UCF	14	0	0	9	23
Texas Tech	0	14	7	3	24

#### SCORING SUMMARY

Qtr	Time	Scoring Play	V-H
1st	11:49	UCF - #7 R.Harvey 4 yd rush (#35 C.Boomer kick), 8-75, 03:11	7-0
1st	00:11	UCF - #7 R.Harvey 1 yd rush (#35 C.Boomer kick), 11-70, 05:16	14-0
2nd	13:10	TTU - #10 D.McCray 15 yd pass from #2 B.Morton (#99 G.Garcia kick), 6-46, 02:01	14-7
2nd	03:13	TTU - #68 M.Tharp 19 yd pass from #2 B.Morton (#99 G.Garcia kick), 8-93, 04:05	14-14
3rd	00:11	TTU - #28 T.Brooks 13 yd rush (#99 G.Garcia kick), 5-41, 01:16	14-21
4th	10:21	UCF - #35 C.Boomer 24 yd FG, 11-68, 04:50	17-21
4th	06:13	TTU - #99 G.Garcia 51 yd FG, 9-42, 04:08	17-24
4th	05:30	UCF - #1 J.Baker 71 yd pass from #10 J.Plumlee (#35 C.Boomer kick blocked), 2-75, 00:43	23-24

#### TIME DETAILS

Kickoff time: 04:05 PM  
End of Game: 07:27 PM  
Total elapsed: 03:22

#### OFFICIALS

Referee: Tufashinda Salaam  
Umpire: Bill Bishop  
Linesman: Matt Burks  
Line Judge: Scott Reilly  
Back Judge: Christopher Alston  
Field Judge: Rich Almeroth  
Side Judge: Eric Hartman  
Center Judge: Dan Scanlan  
Replay Official: John Hansen

#### WEATHER

Weather: Sunny



## Knights Earn 27-13 Win Over Houston to Become Bowl Eligible



**ORLANDO** – The UCF football team earned a 27-13 win against the Houston Cougars Saturday afternoon at FBC Mortgage Stadium to become bowl eligible for the eighth consecutive season, which is the longest streak in the state of Florida.

The Knights (6-6, 3-6 Big 12), which recognized more than 30 seniors pregame, compiled 476 yards offensively and limited the Cougars (4-7, 2-7) to just 260 yards. UCF held Houston to 94 rushing yards to mark the fourth time this season the Black and Gold have held an opponent to fewer than 100 rushing yards.

“I’m real proud of our team, that was a hard-fought victory,” said UCF head coach Gus Malzahn. “It was really close at halftime, and they had a little momentum, even though we were winning, but our guys came out ready in the second half and put the game away in the third quarter.

“Overall, we’re bowl eligible. Our guys have been through a lot of ups and downs this year, but our guys have kept battling and I’m real proud of them for that. Now you have a little momentum, you go to a bowl and you get the practices and we’ll get ready for our bowl game.”

UCF scored touchdowns on each of its first two drives to jump out to a 13-10 lead early in the second quarter and never trailed again, as the offense was firing on all cylinders and the defense was strong to send the Knights to their sixth win of the season.

For the sixth time in the last seven games, running back RJ Harvey surpassed 100 rushing yards as he logged 136 with a pair of rushing touchdowns. The Orlando native now owns 1,296 rushing yards, the fourth most in a single season in UCF history, and 16 rushing TDs to tie for the second most in a single season in program history.

Quarterback John Rhys Plumlee was on target throughout the day, completing 23 of 27 passes for 253 yards with a touchdown. He also rushed 15 times for 58 yards and found the end zone with his legs on an eight-yard TD rush.

One of Plumlee’s favorite targets in the game was wide receiver Kobe Hudson, who reeled in a career-high nine passes for 98 yards, highlighted by 37 yards after catch. Tight end Alec Holler caught five passes for 44 yards, recording a season high and matching his career high.

Houston scored on its opening possession after UCF won the toss and deferred to the second half, but the Knights countered with a 13-play, 94-yard drive to knot the score at 7-7. Plumlee found Hudson for 23 yards on 3rd and 4 to extend the drive and Plumlee slipped the UH defense on a quarterback keeper for his fifth rushing touchdown of the season.

The Knights defense came up with a stop on 3rd and 7 at the 15-yard line to force a field goal and then UCF capitalized on the stop to take a 13-10 lead on its next drive. Plumlee hit Xavier Townsend with a short pass and the sophomore would not be denied, breaking several tackles before finding his way into the end zone with his third touchdown of the season.

Leading by the same margin at halftime, one of the primary focuses at halftime was to receive the kickoff and go down the field and score. The Knights did just that on their first drive after the intermission, as Javon Baker caught a 57-yard pass from Plumlee and Harvey scored from 21 yards out two plays later to push UCF’s lead to 20-10.

Tre’mon Morris-Brash sacked Houston quarterback Donovan Smith for a nine-yard loss to knock the Cougars’ next drive off schedule before they were forced to punt. It only took the Knights eight plays to find the end zone again, as Plumlee had a big run for 24 yards before Harvey’ 15-yard rush and ensuing two-yard TD run.

Leading 27-10 after three quarters, the UCF defense stood tall to thwart any ideas of a UH comeback as fifth year linebacker Jason Johnson had a couple big sacks in the frame. His first sack put helped reach 100 tackles for the third consecutive season and second straight with the Knights, becoming the first player with consecutive 100-tackle seasons since Clayton Geathers and Terrance Plummer in 2012-13. Johnson finished the game with eight tackles and 101 total tackles on the year.

Walter Yates also had a stellar game defensively, notching 12 tackles including five solo stops.

With its inaugural Big 12 regular season now in the books, UCF will learn which bowl it has been selected to participate on Sunday, Dec. 3.

Scoring Summary report		Date: Nov 25, 2023			
Houston vs UCF (Nov 25, 2023)		Site: Orlando, Florida			
Houston (4-8, 2-7) vs UCF (6-6, 3-6)		Stadium: FBC Mortgage Stadium			
		Attendance: 43610			
<b>SCORE BY QUARTERS</b>					
Team	1st	2nd	3rd	4th	Total
Houston	10	0	0	3	13
UCF	6	7	14	0	27
<b>SCORING SUMMARY</b>					
Qtr	Time	Scoring Play	V-H		
1st	10:34	UH - #12 S.Johnson Jr. 16 yd pass from #1 D.Smith (#41 J.Martin kick), 8-75, 04:26	7-0		
1st	05:31	UCF - #10 J.Plumlee 8 yd rush (#35 C.Boomer kick missed), 13-94, 04:58	7-6		
1st	01:56	UH - #41 J.Martin 32 yd FG, 8-60, 03:35	10-6		
2nd	12:58	UCF - #3 X.Townsend 28 yd pass from #10 J.Plumlee (#35 C.Boomer kick), 8-75, 03:58	10-13		
3rd	14:07	UCF - #7 R.Harvey 21 yd rush (#35 C.Boomer kick), 3-81, 00:53	10-20		
3rd	09:04	UCF - #7 R.Harvey 2 yd rush (#35 C.Boomer kick), 7-52, 02:52	10-27		
4th	10:08	UH - #41 J.Martin 34 yd FG, 11-34, 07:22	13-27		
<b>TIME DETAILS</b>					
Kickoff time: 12:03 PM					
End of Game: 03:09 PM					
Total elapsed: 03:05					
<b>OFFICIALS</b>					
Referee: Henry Johns					
Umpire: Robert Richeson					
Linesman: Andy Warner					
Line Judge: Keith Garmond					
Back Judge: Brian Ernest					
Field Judge: Matthew Mills					
Side Judge: Steven Helman					
Center Judge: Corey Long					
<b>WEATHER</b>					
Weather: Sunny 72 F					



## TEAM STATISTICS

	UCF	OPP
<b>Scoring</b>	<b>390</b>	<b>305</b>
Points per game	32.5	25.4
Points Off Turnovers	55	43
<b>First Downs</b>	<b>281</b>	<b>262</b>
Rushing	140	122
Passing	121	122
Penalty	20	18
<b>Rushing Yardage</b>	<b>2798</b>	<b>2242</b>
Yards gained rushing	3054	2556
Yards lost rushing	256	314
Rushing attempts	495	463
Average per rush	5.7	4.8
Average per game	233.2	186.8
TDs Rushing	28	24
<b>Passing Yardage</b>	<b>3109</b>	<b>2470</b>
Comp-Att-Int	212-333-10	203-353-11
Average per pass	9.3	7.0
Average per catch	14.7	12.2
Average per game	259.1	205.8
TDs Passing	22	11
<b>Total offense</b>	<b>5907</b>	<b>4712</b>
Total plays	828	816
Average per play	7.1	5.8
Average per game	492.3	392.7
<b>Kick returns: #-Yards</b>	<b>14-271</b>	<b>25-567</b>
<b>Punt returns: #-Yards</b>	<b>16-154</b>	<b>11-151</b>
<b>Int returns: #-Yards</b>	<b>11-135</b>	<b>10-60</b>
<b>Kick return average</b>	<b>19.4</b>	<b>22.7</b>
<b>Punt return average</b>	<b>9.6</b>	<b>13.7</b>
<b>Int return average</b>	<b>12.3</b>	<b>6.0</b>
<b>Fumbles-Lost</b>	<b>12-6</b>	<b>9-4</b>
<b>Penalties-Yards</b>	<b>72-597</b>	<b>56-477</b>
Average per game	49.8	39.8
<b>Punts-Yards</b>	<b>33-1351</b>	<b>44-1929</b>
Average per punt	40.9	43.8
Net punt average	35.5	39.7
<b>Kickoffs-Yards</b>	<b>72-4333</b>	<b>63-3951</b>
Average per kick	60.2	62.7
Net kick average	38.0	39.8
<b>Time of possession / game</b>	<b>29:05</b>	<b>30:55</b>
<b>3rd-down conversion</b>	<b>76/152</b>	<b>63/159</b>
3rd-down pct	50%	40%
<b>4rd-down conversion</b>	<b>12/20</b>	<b>13/23</b>



	UCF	OPP
4rd-down pct	60%	57%
<b>Sacks by-Yards</b>	<b>27-210</b>	<b>22-165</b>
<b>Misc Yards</b>	<b>0</b>	<b>0</b>
<b>Touchdowns scored</b>	<b>51</b>	<b>37</b>
<b>Field goals - attempts</b>	<b>12-19</b>	<b>16-22</b>
<b>On-Side kicks</b>	<b>1-3</b>	<b>0-1</b>
<b>Red-zone scores</b>	<b>(38-48) 79%</b>	<b>(41-51) 80%</b>
<b>Red-zone touchdowns</b>	<b>(31-48) 65%</b>	<b>(28-51) 55%</b>
<b>PAT-attempts</b>	<b>(46-48) 96%</b>	<b>(31-32) 97%</b>
<b>2-point conversion-attempts</b>	<b>(0-4) 0%</b>	<b>(2-5) 40%</b>
<b>Attendance</b>	<b>264091</b>	<b>309987</b>
Games / Avg per game	6/44015	6/51665
Neutral site games	-	0/0

**Score by Periods**

Team	1st	2nd	3rd	4th	OT	TOT
UCF	113	99	91	87	0	390
Opponents	57	76	53	119	0	305

## INDIVIDUAL STATISTICS

## Rushing

Player	gp	att	gain	loss	net	avg	td	lg	avg/g
RJ Harvey	12	211	1356	60	1296	6.1	16	92	108.0
Johnny Richardson	12	84	570	13	557	6.6	1	79	46.4
John Rhys Plumlee	9	91	536	63	473	5.2	5	32	52.6
Xavier Townsend	10	15	167	4	163	10.9	0	39	16.3
Timmy McClain	6	41	198	95	103	2.5	1	22	17.2
Demarcus Bowman	3	10	62	0	62	6.2	1	12	20.7
Jordan McDonald	11	18	56	0	56	3.1	3	10	5.1
Mark-Antony Richards	12	8	34	1	33	4.1	1	11	2.8
Colton Boomer	12	1	24	0	24	24.0	0	24	2.0
Kameron Ingram	1	4	23	0	23	5.8	0	12	23.0
Jarrad Baker	11	4	17	1	16	4.0	0	10	1.5
Amari Johnson	3	2	3	0	3	1.5	0	2	1.0
Dylan Rizk	1	2	8	6	2	1.0	0	8	2.0
Kobe Hudson	12	1	0	8	-8	-8.0	0	0	-0.7
Team	12	3	0	5	-5	-1.7	0	0	-0.4
<b>Total</b>	<b>12</b>	<b>495</b>	<b>3054</b>	<b>256</b>	<b>2798</b>	<b>5.7</b>	<b>28</b>	<b>92</b>	<b>233.2</b>
<b>Opponents</b>	<b>12</b>	<b>463</b>	<b>2556</b>	<b>314</b>	<b>2242</b>	<b>4.8</b>	<b>24</b>	<b>75</b>	<b>186.8</b>

## Passing

Player	gp	effic	comp-att-int	pct	yds	td	lg	avg/g
John Rhys Plumlee	9	152.4	145-227-8	63.9	2073	13	86	230.3
Timmy McClain	6	176.9	63-98-2	64.3	1008	9	69	168.0
Dylan Rizk	1	127.0	4-5-0	80.0	28	0	15	28.0
RJ Harvey	12	0.0	0-1-0	0.0	0	0	0	0.0
Kobe Hudson	12	0.0	0-1-0	0.0	0	0	0	0.0
Team	12	0.0	0-1-0	0.0	0	0	0	0.0
<b>Total</b>	<b>12</b>	<b>157.9</b>	<b>212-333-10</b>	<b>63.7</b>	<b>3109</b>	<b>22</b>	<b>86</b>	<b>259.1</b>
<b>Opponents</b>	<b>12</b>	<b>120.3</b>	<b>203-353-11</b>	<b>57.5</b>	<b>2470</b>	<b>11</b>	<b>49</b>	<b>205.8</b>

## Receiving

Player	gp	no.	yds	avg	td	lg	avg/g
Javon Baker	12	43	966	22.5	6	86	80.5
Kobe Hudson	12	42	853	20.3	7	75	71.1
Xavier Townsend	10	31	316	10.2	3	37	31.6
Alec Holler	12	22	225	10.2	2	38	18.8
Randy Pittman Jr.	12	19	215	11.3	1	39	17.9
RJ Harvey	12	17	231	13.6	1	50	19.3
Johnny Richardson	12	12	46	3.8	0	8	3.8
Jarrad Baker	11	7	45	6.4	0	19	4.1
Jaylon Griffin	6	4	58	14.5	1	36	9.7
Chauncey Magwood	4	4	40	10.0	0	18	10.0
Mark-Antony Richards	12	3	18	6.0	0	11	1.5
Trent Whittemore	12	3	36	12.0	0	25	3.0
Demarcus Bowman	3	2	7	3.5	0	4	2.3
Max Holler	5	1	5	5.0	0	5	1.0
Kameron Ingram	1	1	15	15.0	0	15	15.0
Jordan McDonald	11	1	33	33.0	0	33	3.0
<b>Total</b>	<b>12</b>	<b>212</b>	<b>3109</b>	<b>14.7</b>	<b>22</b>	<b>86</b>	<b>259.1</b>
<b>Opponents</b>	<b>12</b>	<b>203</b>	<b>2470</b>	<b>12.2</b>	<b>11</b>	<b>49</b>	<b>205.8</b>

## Punt Returns

Player	no.	yds	avg	td	lg
Xavier Townsend	15	142	9.5	0	29
Walter Yates	1	12	12.0	0	12
<b>Total</b>	<b>16</b>	<b>154</b>	<b>9.6</b>	<b>0</b>	<b>29</b>
<b>Opponents</b>	<b>11</b>	<b>151</b>	<b>13.7</b>	<b>1</b>	<b>82</b>

## Interceptions

Player	no.	yds	avg	td	lg
Corey Thornton	3	4	1.3	0	3
Nikai Martinez	3	94	31.3	0	42
Demari Henderson	2	0	0.0	0	0
DeJordan Mask	1	0	0.0	0	0
Quadric Bullard	1	27	27.0	0	27
Braeden Marshall	1	10	10.0	0	10
<b>Total</b>	<b>11</b>	<b>135</b>	<b>12.3</b>	<b>0</b>	<b>42</b>
<b>Opponents</b>	<b>10</b>	<b>60</b>	<b>6.0</b>	<b>0</b>	<b>31</b>

## Kick Returns

Player	no.	yds	avg	td	lg
Johnny Richardson	8	148	18.5	0	51
RJ Harvey	3	41	13.7	0	18
Xavier Townsend	3	78	26.0	0	34
<b>Total</b>	<b>14</b>	<b>271</b>	<b>19.4</b>	<b>0</b>	<b>51</b>
<b>Opponents</b>	<b>25</b>	<b>567</b>	<b>22.7</b>	<b>0</b>	<b>54</b>

## Fumble Returns

Player	no.	yds	avg	td	lg
Demari Henderson	3	87	29.0	1	87
Jason Johnson	1	0	0.0	0	0
<b>Total</b>	<b>4</b>	<b>87</b>	<b>21.8</b>	<b>1</b>	<b>87</b>
<b>Opponents</b>	<b>6</b>	<b>78</b>	<b>13.0</b>	<b>1</b>	<b>72</b>





## INDIVIDUAL STATISTICS

## Scoring

Player	td	fg	PAT						pts
			kick	rush	rcv	pass	dxp	saf	
RJ Harvey	17	-	-	-	-	-	-	-	102
Colton Boomer	-	12-19	46-48	-	-	-	-	-	82
Kobe Hudson	7	-	-	-	-	-	-	-	42
Javon Baker	6	-	-	-	-	-	-	-	36
John Rhys Plumlee	5	-	-	-	-	-	-	-	30
Jordan McDonald	3	-	-	-	-	-	-	-	18
Xavier Townsend	3	-	-	-	-	-	-	-	18
Alec Holler	2	-	-	-	-	-	-	-	12
Timmy McClain	2	-	-	-	-	-	-	-	12
Demari Henderson	1	-	-	-	-	-	1	-	8
Mark-Antony Richards	1	-	-	-	-	-	-	-	6
Demarcus Bowman	1	-	-	-	-	-	-	-	6
Johnny Richardson	1	-	-	-	-	-	-	-	6
Jaylon Griffin	1	-	-	-	-	-	-	-	6
Randy Pittman Jr.	1	-	-	-	-	-	-	-	6
<b>Total</b>	<b>51</b>	<b>12-19</b>	<b>46-48</b>	<b>0</b>	<b>0</b>	<b>0</b>	<b>1</b>	<b>0</b>	<b>390</b>
<b>Opponents</b>	<b>37</b>	<b>16-22</b>	<b>31-32</b>	<b>0</b>	<b>2</b>	<b>2</b>	<b>0</b>	<b>0</b>	<b>305</b>

## Field Goals

Player	fg	pct.	01-19	20-29	30-39	40-49	50-99	lg	blk
Colton Boomer	12-19	63.2	0-0	4-5	2-4	4-6	2-4	55	2
<b>Opponents</b>	<b>16-22</b>	<b>72.7</b>	<b>0-0</b>	<b>6-7</b>	<b>5-7</b>	<b>3-6</b>	<b>2-2</b>	<b>56</b>	<b>0</b>

## FG Sequence

Team Name	UCF	Opponents
Boise St.	(50),(33),(55),(40)	(56)
Villanova	(26),(41)	
Kansas St.	(29),52	26,(30)
Baylor	32,59	46,(30),(25)
Oklahoma	(21),(48),(46)	38,43,(25)
Cincinnati	47	(39),(28)
Oklahoma St.	(30)	(25)
Texas Tech	32,(24)	(51)
Houston	42,26	(32),(34)
Kent St.		(45),44,(43)
Kansas		(25),32
West Virginia		(24),(41)

Numbers in parentheses indicate field goal was made

## Total Offense

Player	g	plays	rush	pass	total	avg/g
John Rhys Plumlee	9	318	473	2073	2546	282.9
RJ Harvey	12	212	1296	0	1296	108.0
Timmy McClain	6	139	103	1008	1111	185.2
Johnny Richardson	12	84	557	0	557	46.4
Xavier Townsend	10	15	163	0	163	16.3
Demarcus Bowman	3	10	62	0	62	20.7
Jordan McDonald	11	18	56	0	56	5.1
Mark-Antony Richards	12	8	33	0	33	2.8
Dylan Rizk	1	7	2	28	30	30.0
Colton Boomer	12	1	24	0	24	2.0
Kameron Ingram	1	4	23	0	23	23.0
Jarrad Baker	11	4	16	0	16	1.5
Amari Johnson	3	2	3	0	3	1.0
Kobe Hudson	12	2	-8	0	-8	-0.7
Team	12	0	-5	0	-5	-0.4
<b>Total</b>	<b>12</b>	<b>828</b>	<b>2798</b>	<b>3109</b>	<b>5907</b>	<b>492.3</b>
<b>Opponents</b>	<b>12</b>	<b>816</b>	<b>2242</b>	<b>2470</b>	<b>4712</b>	<b>392.7</b>

## Punting

Player	no.	yds	avg	lg	tb	fc	i20	50+	blk
Mitch McCarthy	33	1351	40.9	64	2	18	9	5	0
<b>Total</b>	<b>33</b>	<b>1351</b>	<b>40.9</b>	<b>64</b>	<b>2</b>	<b>18</b>	<b>9</b>	<b>5</b>	<b>0</b>
<b>Opponents</b>	<b>44</b>	<b>1929</b>	<b>43.8</b>	<b>69</b>	<b>2</b>	<b>9</b>	<b>19</b>	<b>12</b>	<b>0</b>

## Kickoffs

Player	no.	yds	avg	tb	ob	retn	net	ydln
Colton Boomer	71	4273	60.2	38	2			
Grant Reddick	1	60	60.0	0	0			
<b>Total</b>	<b>72</b>	<b>4333</b>	<b>60.2</b>	<b>38</b>	<b>2</b>	<b>27</b>	<b>38</b>	<b>26</b>
<b>Opponents</b>	<b>63</b>	<b>3951</b>	<b>62.7</b>	<b>34</b>	<b>4</b>	<b>15</b>	<b>39.8</b>	<b>25</b>

## DEFENSIVE STATISTICS

##	Player	gp	Tackles				tfl/yds	Sacks no-yds	Pass defense			Fumbles		blkd	
			ua	a	tot	no-yds			int-yds	brup	qbh	fr-yds	ff	kick	saf
0	Jason Johnson	12	57	44	101	6-33	3-27	.	2	.	1-0	.	.	.	
27	Walter Yates	11	44	33	77	1.5-4	.	.	2	.	.	.	.	.	
2	Lee Hunter	12	36	28	64	10.5-48	3-27	.	1	2	.	.	.	.	
3	Tre'mon Morris-Brash	12	34	16	50	18.5-94	8.5-71	.	1	4	.	.	.	.	
21	Nikai Martinez	12	38	12	50	1-5	.	3-94	1	.	.	.	.	.	
88	Josh Celiscar	12	23	21	44	4-8	.	.	.	1	.	.	.	.	
8	Demari Henderson	9	27	15	42	.	.	2-0	3	.	3-87	2	.	.	
9	Jireh Wilson	11	26	15	41	.	.	.	2	1	.	1	.	.	
10	Quadric Bullard	12	27	6	33	.	.	1-27	3	.	.	.	.	.	
14	Corey Thornton	12	23	4	27	.	.	3-4	9	.	.	.	.	.	
51	Malachi Lawrence	12	17	9	26	10-66	7.5-55	.	1	6	.	.	.	.	
55	John Walker	12	13	10	23	5-7	0.5-1	.	1	2	.	.	.	.	
4	Braeden Marshall	12	14	7	21	2-4	.	1-10	1	.	.	.	.	.	
31	Brandon Adams	12	13	4	17	1-3	.	.	4	1	.	.	.	.	
11	Decorian Patterson	11	13	3	16	0.5-2	.	.	2	.	.	.	.	.	
17	Rian Davis	7	6	8	14	.	.	.	.	.	.	.	.	.	
5	Ricky Barber	9	6	8	14	2-8	1.5-8	.	1	1	.	.	.	.	
12	Shaun Peterson Jr.	11	9	4	13	1-9	1-9	.	.	1	.	1	.	.	
56	Matthew Alexander	12	4	9	13	1-9	1-9	.	1	2	.	.	.	.	
29	William Wells	9	9	4	13	.	.	.	.	2	.	1	.	.	
13	Dejordan Mask	6	8	3	11	.	.	1-0	.	.	.	.	.	.	
1	Ja'Cari Henderson	6	9	2	11	.	.	.	1	.	.	.	.	.	
30	Kam Moore	11	6	5	11	.	.	.	1	.	.	.	.	.	
40	Kervins Choute	6	2	5	7	0.5-2	0.5-2	.	.	.	.	.	.	.	
28	Andrew Harris	9	2	3	5	.	.	.	.	.	.	.	.	.	
19	Jarrad Baker	11	1	2	3	.	.	.	.	.	.	.	.	.	
13	Randy Pittman Jr.	12	3	.	3	.	.	.	.	.	.	.	.	.	
0	Johnny Richardson	12	2	.	2	.	.	.	.	.	.	.	.	.	
81	Tyler Griffin	10	1	1	2	.	.	.	.	.	.	.	.	.	
41	Gage King	12	1	.	1	.	.	.	.	.	.	.	.	.	
71	Tylan Grable	12	1	.	1	.	.	.	.	.	.	.	.	.	
15	Isaiah Paul	1	.	1	1	.	.	.	.	.	.	.	.	.	
82	Alec Holler	12	1	.	1	.	.	.	.	.	.	.	.	.	
77	Lokahi Pauole	12	1	.	1	.	.	.	.	.	.	.	.	.	
47	K.D. McDaniel	5	.	1	1	.	.	.	.	.	.	.	.	.	
1	Javon Baker	12	1	.	1	.	.	.	.	.	.	.	.	.	
5	Jordan McDonald	11	1	.	1	.	.	.	.	.	.	.	.	.	
35	Colton Boomer	12	1	.	1	.	.	.	.	.	.	.	.	.	
16	TJ Bullard	7	.	1	1	.	.	.	.	.	.	.	.	.	
91	Keshaun Hudson	2	.	1	1	.	.	.	.	.	.	.	.	.	
99	Jamaal Johnson	5	.	1	1	.	.	.	.	.	.	.	.	.	
6	Isaiah Nixon	2	.	1	1	0.5-1	0.5-1	.	.	.	.	.	.	.	
33	Kaven Call	12	.	1	1	.	.	.	.	.	.	.	.	.	
<b>Totals</b>		<b>12</b>	<b>480</b>	<b>288</b>	<b>768</b>	<b>65-303</b>	<b>27-210</b>	<b>11-135</b>	<b>37</b>	<b>23</b>	<b>4-87</b>	<b>5</b>	<b>0</b>	<b>0</b>	
Opponents		12	522	254	776	70-254	22-165	10-60	33	31	6-78	8	3	0	

## TEAM GAME-BY-GAME

Date	Opponent	Rushing				Receiving				Passing				Kick Returns				Punt Returns				tot off
		no.	yds	td	lg	no.	yds	td	lg	cmp-att-int	yds	td	lg	no.	yds	td	lg	no.	yds	td	lg	
08/31/2023	Kent St.	46	389	5	48	25	334	3	50	25-35-2	334	3	50	0	0	0	0	0	0	0	0	723
09/09/2023	at Boise St.	41	258	1	39	16	272	0	53	16-24-2	272	0	53	2	50	0	34	1	5	0	5	530
09/16/2023	Villanova	54	251	4	24	24	349	2	58	24-33-0	349	2	58	0	0	0	0	6	94	0	29	600
09/23/2023	at Kansas St.	34	143	1	48	14	264	3	69	14-25-1	264	3	69	3	95	0	51	1	12	0	12	407
09/30/2023	Baylor	35	235	2	79	13	234	2	65	13-26-1	234	2	65	4	67	0	21	1	8	0	8	469
10/07/2023	at Kansas	38	202	1	53	15	169	2	41	15-23-0	169	2	41	0	0	0	0	0	0	0	0	371
10/21/2023	at Oklahoma	41	149	1	54	16	248	2	86	16-30-0	248	2	86	2	27	0	14	3	13	0	6	397
10/28/2023	West Virginia	33	189	1	29	25	274	3	34	25-36-3	274	3	34	1	18	0	18	0	0	0	0	463
11/04/2023	at Cincinnati	39	228	4	27	13	165	0	40	13-23-0	165	0	40	1	14	0	14	0	0	0	0	393
11/11/2023	Oklahoma St.	51	293	3	92	12	299	3	75	12-19-0	299	3	75	0	0	0	0	2	9	0	6	592
11/18/2023	at Texas Tech	40	238	2	24	16	248	1	71	16-32-1	248	1	71	0	0	0	0	1	-4	0	0	486
11/25/2023	Houston	43	223	3	32	23	253	1	57	23-27-0	253	1	57	1	0	0	0	1	17	0	17	476
<b>UCF</b>		<b>495</b>	<b>2798</b>	<b>28</b>	<b>92</b>	<b>212</b>	<b>3109</b>	<b>22</b>	<b>86</b>	<b>212-333-10</b>	<b>3109</b>	<b>22</b>	<b>86</b>	<b>14</b>	<b>271</b>	<b>0</b>	<b>51</b>	<b>16</b>	<b>154</b>	<b>0</b>	<b>29</b>	<b>5907</b>
<b>Opponents</b>		<b>463</b>	<b>2242</b>	<b>24</b>	<b>75</b>	<b>203</b>	<b>2470</b>	<b>11</b>	<b>49</b>	<b>203-353-11</b>	<b>2470</b>	<b>11</b>	<b>49</b>	<b>25</b>	<b>567</b>	<b>0</b>	<b>54</b>	<b>11</b>	<b>151</b>	<b>1</b>	<b>82</b>	<b>4712</b>

## UCF Averages

Games	Avg/ rush	Avg/ catch	Pass effc	KR avg	PR avg	All purpose avg/game	Total offense avg/game
12	5.7	14.7	157.9	19.4	9.6	538.9	492.3

Date	Opponent	Tackles			Sacks no-yds	Fumble ff fr-yds	Pass Defense			blkd kick	PAT attempts			off				
		ua	a total	tfl-yds			int-yds	qbh	brup		kick	rush	rcv	saf	t/o	pts		
08/31/2023	Kent St.	30	38	68	7.0-25	4-16	0	0-0	1-0	4	5	0	8-8	0	0	0	7	56
09/09/2023	at Boise St.	44	12	56	8.0-28	2-15	0	0-0	1-1	2	2	0	0-0	0	0	0	0	18
09/16/2023	Villanova	21	28	49	6.0-23	2-17	0	0-0	1-42	2	1	0	6-6	0	0	0	7	48
09/23/2023	at Kansas St.	51	12	63	2.0-9	1-7	0	0-0	1-3	0	4	0	4-4	0	0	0	7	31
09/30/2023	Baylor	48	28	76	7.0-55	4-50	1	1-87	0-0	1	6	0	5-5	0	0	0	7	35
10/07/2023	at Kansas	47	10	57	5.0-26	1-12	0	0-0	0-0	0	1	0	2-2	0	0	0	0	22
10/21/2023	at Oklahoma	51	32	83	6.0-29	3-22	0	0-0	1-27	2	3	0	2-2	0	0	0	3	29
10/28/2023	West Virginia	45	26	71	2.0-11	1-9	2	1-0	0-0	3	3	0	4-4	0	0	0	0	28
11/04/2023	at Cincinnati	40	40	80	9.0-34	4-19	1	1-0	1-24	2	1	0	4-4	0	0	0	7	28
11/11/2023	Oklahoma St.	33	22	55	4.0-17	1-11	1	1-0	3-10	3	9	0	6-6	0	0	0	17	45
11/18/2023	at Texas Tech	41	14	55	2.0-6	0-0	0	0-0	1-28	0	2	0	2-3	0	0	0	0	23
11/25/2023	Houston	29	26	55	7.0-40	4-32	0	0-0	1-0	4	0	0	3-4	0	0	0	0	27
<b>UCF</b>		<b>480</b>	<b>288</b>	<b>768</b>	<b>65.0-303</b>	<b>27-210</b>	<b>5</b>	<b>4-87</b>	<b>11-135</b>	<b>23</b>	<b>37</b>	<b>0</b>	<b>46-48</b>	<b>0</b>	<b>0</b>	<b>0</b>	<b>55</b>	<b>390</b>
<b>Opponents</b>		<b>522</b>	<b>254</b>	<b>776</b>	<b>70.0-254</b>	<b>22-165</b>	<b>8</b>	<b>6-78</b>	<b>10-60</b>	<b>31</b>	<b>33</b>	<b>3</b>	<b>31-32</b>	<b>0</b>	<b>2</b>	<b>0</b>	<b>43</b>	<b>305</b>

Date	Opponent	Punting							Field Goals			Kickoffs						
		no.	yds	avg	long	blkd	tb	fc	50+	i20	md-att	long	blkd	no.	yds	avg	tb	ob
08/31/2023	Kent St.	1	42	42.0	42	0	0	1	0	0	0-0	0	0	9	581	64.6	6	0
09/09/2023	at Boise St.	2	93	46.5	54	0	0	1	1	1	4-4	55	0	5	300	60.0	3	1
09/16/2023	Villanova	3	144	48.0	52	0	1	1	2	1	2-2	41	0	10	583	58.3	5	0
09/23/2023	at Kansas St.	2	78	39.0	42	0	0	1	0	1	1-2	29	0	6	345	57.5	2	0
09/30/2023	Baylor	2	68	34.0	49	0	0	0	0	0	0-2	0	1	6	379	63.2	2	0
10/07/2023	at Kansas	4	148	37.0	42	0	0	3	0	1	0-0	0	0	3	192	64.0	2	0
10/21/2023	at Oklahoma	7	273	39.0	49	0	0	3	0	1	3-3	48	0	6	395	65.8	4	0
10/28/2023	West Virginia	1	36	36.0	36	0	0	1	0	0	0-0	0	0	4	187	46.8	1	1
11/04/2023	at Cincinnati	4	172	43.0	64	0	0	3	1	1	0-1	0	0	5	277	55.4	2	0
11/11/2023	Oklahoma St.	3	133	44.3	45	0	0	3	0	1	1-1	30	0	8	487	60.9	4	0
11/18/2023	at Texas Tech	3	131	43.7	50	0	0	1	1	2	1-2	24	0	5	282	56.4	2	0
11/25/2023	Houston	1	33	33.0	33	0	1	0	0	0	0-2	0	1	5	325	65.0	5	0
<b>UCF</b>		<b>33</b>	<b>1351</b>	<b>40.9</b>	<b>64</b>	<b>0</b>	<b>2</b>	<b>18</b>	<b>5</b>	<b>9</b>	<b>12-19</b>	<b>55</b>	<b>2</b>	<b>72</b>	<b>4333</b>	<b>60.2</b>	<b>38</b>	<b>2</b>
<b>Opponents</b>		<b>44</b>	<b>1929</b>	<b>43.8</b>	<b>69</b>	<b>0</b>	<b>2</b>	<b>9</b>	<b>12</b>	<b>19</b>	<b>16-22</b>	<b>56</b>	<b>0</b>	<b>63</b>	<b>3951</b>	<b>62.7</b>	<b>34</b>	<b>4</b>



## TEAM GAME-BY-GAME COMPARISON

Opponent	Score	Total	First Downs			Pen	Rushing		Passing		Total Offense Plays-Yards	Return Yards	Turn- Overs
			Rush	Pass			Number-Yards	Comp-Att.-Int	Yards				
Kent St.	56-6	32 / 15	17 / 5	13 / 8	2 / 2	46-389 / 36-94	25-35-2 / 12-32-1	334 / 145	81-723 / 68-239	0 / 80	3 / 1		
Boise St.	18-16	23 / 22	12 / 12	9 / 10	2 / 0	41-258 / 39-173	16-24-2 / 14-27-1	272 / 211	65-530 / 66-384	56 / 35	2 / 1		
Villanova	48-14	31 / 11	17 / 5	14 / 5	0 / 1	54-251 / 30-83	24-33-0 / 9-23-1	349 / 145	87-600 / 53-228	136 / 31	0 / 1		
Kansas St.	31-44	19 / 32	6 / 12	10 / 16	3 / 4	34-143 / 40-281	14-25-1 / 27-42-1	264 / 255	59-407 / 82-536	110 / 50	2 / 1		
Baylor	35-36	18 / 22	9 / 8	8 / 13	1 / 1	35-235 / 43-153	13-26-1 / 21-34-0	234 / 293	61-469 / 77-446	162 / 185	2 / 1		
Kansas	22-51	21 / 25	13 / 17	8 / 7	0 / 1	38-202 / 51-399	15-23-0 / 8-12-0	169 / 91	61-371 / 63-490	0 / 131	1 / 0		
Oklahoma	29-31	20 / 30	8 / 13	9 / 13	3 / 4	41-149 / 46-189	16-30-0 / 25-38-1	248 / 253	71-397 / 84-442	67 / 65	0 / 1		
West Virginia	28-41	27 / 25	11 / 16	15 / 7	1 / 2	33-189 / 50-286	25-36-3 / 15-24-0	274 / 164	69-463 / 74-450	18 / 70	4 / 1		
Cincinnati	28-26	23 / 23	13 / 14	7 / 9	3 / 0	39-228 / 43-248	13-23-0 / 19-27-1	165 / 267	62-393 / 70-515	38 / 23	0 / 2		
Oklahoma St.	45-3	21 / 15	11 / 3	8 / 12	2 / 0	51-293 / 25-52	12-19-0 / 19-39-3	299 / 225	70-592 / 64-277	19 / 104	1 / 4		
Texas Tech	23-24	23 / 25	11 / 10	10 / 14	2 / 1	40-238 / 29-190	16-32-1 / 21-34-1	248 / 256	72-486 / 63-446	24 / 82	1 / 1		
Houston	27-13	23 / 17	12 / 7	10 / 8	1 / 2	43-223 / 31-94	23-27-0 / 13-21-1	253 / 165	70-476 / 52-259	17 / 0	0 / 1		
<b>Totals</b>	<b>390-305</b>	<b>281 / 262</b>	<b>140 / 122</b>	<b>121 / 122</b>	<b>20 / 18</b>	<b>495-2798 / 463-2242</b>	<b>212-333-10 / 203-353-11</b>	<b>3109 / 2470</b>	<b>828-5907 / 816-4712</b>	<b>647 / 856</b>	<b>16 / 15</b>		

Opponents	3rd Down Conversion	4th Down Conversion	Time of Possession	TOP Margin	Avg Yds/Rush	Avg Yds/Pass	Avg Yds/Play	Punting Number-Avg	Penalties Number-Yards	Sacks
Boise St.	4-10 / 6-14	0-1 / 1-1	28:03 / 31:57	-03:54	6.3 / 4.4	11.3 / 7.8	8.2 / 5.8	2-46.5 / 5-50.0	4-25.0 / 4-39.0	2 / 1
Villanova	7-15 / 1-12	2-3 / 2-2	32:52 / 27:08	05:44	4.6 / 2.8	10.6 / 6.3	6.9 / 4.3	3-48.0 / 9-44.6	7-43.0 / 3-20.0	2 / 2
Kansas St.	5-12 / 9-15	1-2 / 1-2	25:37 / 34:23	-08:46	4.2 / 7.0	10.6 / 6.1	6.9 / 6.5	2-39.0 / 1-69.0	10-80.0 / 5-63.0	1 / 4
Baylor	5-13 / 10-18	2-2 / 0-1	24:29 / 35:31	-11:02	6.7 / 3.6	9.0 / 8.6	7.7 / 5.8	2-34.0 / 3-44.0	7-74.0 / 4-35.0	4 / 1
Kansas	7-12 / 6-9	0-1 / 0-0	25:37 / 34:23	-08:46	5.3 / 7.8	7.3 / 7.6	6.1 / 7.8	4-37.0 / 1-39.0	5-40.0 / 2-20.0	1 / 4
Oklahoma	4-15 / 7-16	1-1 / 1-1	30:16 / 29:44	00:32	3.6 / 4.1	8.3 / 6.7	5.6 / 5.3	7-39.0 / 5-51.6	7-51.0 / 6-37.0	3 / 3
West Virginia	9-12 / 7-15	1-2 / 2-2	23:54 / 36:06	-12:12	5.7 / 5.7	7.6 / 6.8	6.7 / 6.1	1-36.0 / 2-42.0	6-56.0 / 4-35.0	1 / 1
Cincinnati	6-12 / 4-12	1-1 / 2-3	27:03 / 32:57	-05:54	5.8 / 5.8	7.2 / 9.9	6.3 / 7.4	4-43.0 / 2-44.5	3-20.0 / 8-75.0	4 / 0
Oklahoma St.	6-12 / 2-12	0-2 / 1-3	34:45 / 25:15	09:30	5.7 / 2.1	15.7 / 5.8	8.5 / 4.3	3-44.3 / 6-40.0	4-40.0 / 5-45.0	1 / 2
Texas Tech	8-14 / 3-9	1-1 / 0-2	31:57 / 28:03	03:54	6.0 / 6.6	7.8 / 7.5	6.8 / 7.1	3-43.7 / 2-47.0	8-64.0 / 7-58.0	0 / 0
Houston	6-13 / 1-10	2-3 / 3-5	32:56 / 27:04	05:52	5.2 / 3.0	9.4 / 7.9	6.8 / 5.0	1-33.0 / 2-30.0	4-34.0 / 4-20.0	4 / 3
<b>Totals</b>	<b>76-152 / 63-159</b>	<b>12-20 / 13-23</b>	<b>348:55 / 371:05</b>	<b>-22:10</b>	<b>5.7 / 4.8</b>	<b>9.3 / 7.0</b>	<b>7.1 / 5.8</b>	<b>33-40.9 / 44-43.8</b>	<b>72-597.0 / 56-477.0</b>	<b>27 / 22</b>

Note: Game totals are displayed in the format TEAM/OPPONENT for each category



FBC Mortgage Stadium during the Houston game on Nov. 25

## TEAM GAME HIGHS

<b>RUSHES</b>	54	Villanova (09/16/2023)
<b>YARDS RUSHING</b>	389	Kent St. (08/31/2023)
<b>YARDS PER RUSH</b>	8.5	Kent St. (08/31/2023)
<b>TD RUSHES</b>	5	Kent St. (08/31/2023)
<b>PASS ATTEMPTS</b>	36	West Virginia (10/28/2023)
<b>PASS COMPLETIONS</b>	25	West Virginia (10/28/2023)
	25	Kent St. (08/31/2023)
<b>YARDS PASSING</b>	349	Villanova (09/16/2023)
<b>YARDS PER PASS</b>	15.7	Oklahoma St. (11/11/2023)
<b>TD PASSES</b>	3	Oklahoma St. (11/11/2023)
	3	West Virginia (10/28/2023)
	3	at Kansas St. (09/23/2023)
	3	Kent St. (08/31/2023)
<b>TOTAL PLAYS</b>	87	Villanova (09/16/2023)
<b>TOTAL OFFENSE</b>	723	Kent St. (08/31/2023)
<b>YARDS PER PLAY</b>	8.9	Kent St. (08/31/2023)
<b>POINTS</b>	56	Kent St. (08/31/2023)
<b>SACKS BY</b>	4	Houston (11/25/2023)
	4	at Cincinnati (11/04/2023)
	4	Baylor (09/30/2023)
	4	Kent St. (08/31/2023)
<b>FIRST DOWNS</b>	32	Kent St. (08/31/2023)
<b>PENALTIES</b>	10	at Kansas St. (09/23/2023)
<b>PENALTY YARDS</b>	80	at Kansas St. (09/23/2023)
<b>TURNOVERS</b>	4	West Virginia (10/28/2023)
<b>PUNTS</b>	7	at Oklahoma (10/21/2023)
<b>PUNTING AVG</b>	48.0	Villanova (09/16/2023)
<b>LONG PUNT</b>	64	at Cincinnati (11/04/2023)
<b>PUNTS INSIDE 20</b>	2	at Texas Tech (11/18/2023)
<b>LONG PUNT RETURN</b>	29	Villanova (09/16/2023)



Defensive end Tre'mon Morris-Brash records a sack against Houston



## INDIVIDUAL GAME HIGHS

<b>RUSHES</b>	24	RJ Harvey vs Oklahoma St. (11/11/2023)
<b>YARDS RUSHING</b>	206	RJ Harvey vs Oklahoma St. (11/11/2023)
<b>TD RUSHES</b>	3	RJ Harvey vs Oklahoma St. (11/11/2023)
	3	RJ Harvey at Cincinnati (11/04/2023)
<b>LONG RUSH</b>	92	RJ Harvey vs Oklahoma St. (11/11/2023)
<b>PASS ATTEMPTS</b>	36	John Rhys Plumlee vs West Virginia (10/28/2023)
<b>PASS COMPLETIONS</b>	25	John Rhys Plumlee vs West Virginia (10/28/2023)
<b>YARDS PASSING</b>	321	Timmy McClain vs Villanova (09/16/2023)
<b>TD PASSES</b>	3	John Rhys Plumlee vs Oklahoma St. (11/11/2023)
	3	John Rhys Plumlee vs West Virginia (10/28/2023)
	3	Timmy McClain at Kansas St. (09/23/2023)
	3	John Rhys Plumlee vs Kent St. (08/31/2023)
<b>LONG PASS</b>	86	John Rhys Plumlee at Oklahoma (10/21/2023)
<b>RECEPTIONS</b>	9	Kobe Hudson vs Houston (11/25/2023)
<b>YARDS RECEIVING</b>	147	Kobe Hudson vs Villanova (09/16/2023)
<b>TD RECEPTIONS</b>	3	Kobe Hudson vs Oklahoma St. (11/11/2023)
<b>LONG RECEPTION</b>	86	Javon Baker at Oklahoma (10/21/2023)
<b>PUNTS</b>	7	Mitch McCarthy at Oklahoma (10/21/2023)
<b>PUNTING AVG</b>	48.0	Mitch McCarthy vs Villanova (09/16/2023)
<b>LONG PUNT</b>	64	Mitch McCarthy at Cincinnati (11/04/2023)
<b>PUNTS INSIDE 20</b>	2	Mitch McCarthy at Texas Tech (11/18/2023)
<b>LONG PUNT RETURN</b>	29	Xavier Townsend vs Villanova (09/16/2023)
<b>LONG KICKOFF RETURN</b>	51	Johnny Richardson at Kansas St. (09/23/2023)
<b>TACKLES</b>	15	Jason Johnson vs Baylor (09/30/2023)
<b>SACKS</b>	2	Jason Johnson vs Houston (11/25/2023)
	2	Tre'mon Morris-Brash vs Baylor (09/30/2023)
<b>TACKLES FOR LOSS</b>	3	Tre'mon Morris-Brash vs Baylor (09/30/2023)
	3	Tre'mon Morris-Brash vs Villanova (09/16/2023)
	3	Tre'mon Morris-Brash at Boise St. (09/09/2023)



Running back RJ Harvey's 92-yard TD run against Oklahoma State on Nov. 11



PLAYER PARTICIPATION

##	Player	GP-GS	KentSt	Boise	VU	KState	Baylor	KU	OU	WVU	UC	OSU	TTU	UH
0	Jason Johnson	12/12	START	START	START	START	START	START	START	START	START	START	START	START
0	Johnny Richardson	12/2	XXX	XXX	XXX	START	START	XXX	XXX	XXX	XXX	XXX	XXX	XXX
1	Javon Baker	12/11	START	START	START	START	XXX	START	START	START	START	START	START	START
1	Ja'Cari Henderson	6/0	XXX	XXX	XXX	XXX	XXX	XXX	...	...	...	...	...	...
2	Kobe Hudson	12/11	XXX	START	START	START	START	START	START	START	START	START	START	START
2	Lee Hunter	12/12	START	START	START	START	START	START	START	START	START	START	START	START
3	Tre'mon Morris-Brash	12/12	START	START	START	START	START	START	START	START	START	START	START	START
3	Xavier Townsend	10/9	START	XXX	START	START	START	START	...	...	...	START	START	START
4	Corey Gammage	0/0	...	...	...	...	...	...	...	...	...	...	...	...
4	Braeden Marshall	12/3	XXX	XXX	XXX	XXX	XXX	XXX	XXX	XXX	START	XXX	START	START
5	Ricky Barber	9/9	START	START	...	START	START	...	START	START	START	...	START	START
5	Jordan McDonald	11/0	XXX	XXX	XXX	XXX	XXX	XXX	XXX	XXX	...	XXX	XXX	XXX
6	Mark-Antony Richards	12/0	XXX	XXX	XXX	XXX	XXX	XXX	XXX	XXX	XXX	XXX	XXX	XXX
6	Isaiah Nixon	2/0	XXX	...	XXX	...	...	...	...	...	...	...	...	...
7	Fred Davis II	2/0	XXX	...	XXX	...	...	...	...	...	...	...	...	...
7	RJ Harvey	12/10	START	START	START	XXX	XXX	START	START	START	START	START	START	START
8	Xavier Williams	0/0	...	...	...	...	...	...	...	...	...	...	...	...
8	Demari Henderson	9/6	...	...	...	XXX	XXX	XXX	START	START	START	START	START	START
9	Jireh Wilson	11/4	XXX	XXX	START	XXX	XXX	START	XXX	START	XXX	START	XXX	...
9	Timmy McClain	6/3	XXX	...	START	START	START	XXX	...	...	...	XXX	...	...
10	John Rhys Plumlee	9/9	START	START	...	...	...	START	START	START	START	START	START	START
10	Quadir Bullard	12/6	START	START	START	START	START	XXX	XXX	XXX	XXX	XXX	XXX	XXX
11	Decorian Patterson	11/3	XXX	XXX	XXX	...	XXX	XXX	XXX	XXX	XXX	XXX	START	START
11	Chauncey Magwood	4/0	...	...	XXX	XXX	XXX	XXX	...	...	...	...	...	...
12	Shaun Peterson Jr.	11/0	XXX	XXX	XXX	XXX	XXX	XXX	XXX	XXX	XXX	XXX	...	XXX
12	Dylan Rizk	1/0	...	...	XXX	...	...	...	...	...	...	...	...	...
13	DeJordan Mask	6/5	START	START	...	START	START	XXX	START	...	...	...	...	...
13	Randy Pittman Jr.	12/1	XXX	XXX	XXX	START	XXX	XXX	XXX	XXX	XXX	XXX	XXX	XXX
14	Corey Thornton	12/12	START	START	START	START	START	START	START	START	START	START	START	START
14	Gunnar Smith	0/0	...	...	...	...	...	...	...	...	...	...	...	...
15	Isaiah Paul	1/0	XXX	...	...	...	...	...	...	...	...	...	...	...
15	Tyree Patterson	2/0	XXX	...	...	...	...	...	...	...	...	...	...	XXX
16	Stephen Martin	12/0	XXX	XXX	XXX	XXX	XXX	XXX	XXX	XXX	XXX	XXX	XXX	XXX
16	TJ Bullard	7/0	XXX	XXX	XXX	XXX	XXX	XXX	XXX	...	...	...	...	...
17	Amari Johnson	3/0	...	...	...	XXX	XXX	XXX	...	...	...	...	...	...
17	Rian Davis	7/1	XXX	XXX	XXX	XXX	...	START	...	XXX	...	...	...	XXX
18	Jaylon Griffin	6/0	XXX	...	XXX	...	XXX	XXX	...	XXX	...	XXX	...	...
18	Ja'Maric Morris	1/0	...	...	...	...	...	...	...	...	...	XXX	...	...
19	Jarrad Baker	11/2	XXX	XXX	XXX	...	XXX	XXX	XXX	START	START	XXX	XXX	XXX
19	Hudson Gibbs	2/0	XXX	...	XXX	...	...	...	...	...	...	...	...	...
20	Kameron Ingram	1/0	...	...	XXX	...	...	...	...	...	...	...	...	...
20	Troy Ford Jr.	0/0	...	...	...	...	...	...	...	...	...	...	...	...
21	Brock Hansel	0/0	...	...	...	...	...	...	...	...	...	...	...	...
21	Nikai Martinez	12/12	START	START	START	START	START	START	START	START	START	START	START	START
22	Jason Duclona	3/0	XXX	...	XXX	...	...	...	...	...	...	...	XXX	...
23	Demarcus Bowman	3/1	XXX	START	XXX	...	...	...	...	...	...	...	...	...
24	Jarvis Ware	0/0	...	...	...	...	...	...	...	...	...	...	...	...
24	Andrew Dickson	1/0	...	...	XXX	...	...	...	...	...	...	...	...	...
25	Cam Vining	2/0	...	...	...	...	...	XXX	...	...	XXX	...	...	...
26	Daniel McCullon	0/0	...	...	...	...	...	...	...	...	...	...	...	...
26	Chris Bowerfind	0/0	...	...	...	...	...	...	...	...	...	...	...	...
27	Walter Yates	11/11	START	START	START	START	START	...	START	START	START	START	START	START
28	Andrew Harris	9/0	...	...	XXX	XXX	XXX	...	XXX	XXX	XXX	XXX	XXX	XXX
29	William Wells	9/0	XXX	XXX	XXX	...	...	...	XXX	XXX	XXX	XXX	XXX	XXX
30	Kam Moore	11/0	XXX	...	XXX	XXX	XXX	XXX	XXX	XXX	XXX	XXX	XXX	XXX
31	Jajuan Forte	0/0	...	...	...	...	...	...	...	...	...	...	...	...
31	Brandon Adams	12/9	START	START	START	START	START	START	START	START	START	XXX	XXX	XXX
32	Michael Carter	0/0	...	...	...	...	...	...	...	...	...	...	...	...
33	Kaven Call	12/0	XXX	XXX	XXX	XXX	XXX	XXX	XXX	XXX	XXX	XXX	XXX	XXX
34	Terrell Jackson	0/0	...	...	...	...	...	...	...	...	...	...	...	...

PLAYER PARTICIPATION

##	Player	GP-GS	KentSt	Boise	VU	KState	Baylor	KU	OU	WVU	UC	OSU	TTU	UH
35	Keenan Cupit	0/0	...	...	...	...	...	...	...	...	...	...	...	...
35	Colton Boomer	12/0	XXX	XXX	XXX	XXX	XXX	XXX	XXX	XXX	XXX	XXX	XXX	XXX
36	Champ Jenkins	0/0	...	...	...	...	...	...	...	...	...	...	...	...
37	Preston Foreman	0/0	...	...	...	...	...	...	...	...	...	...	...	...
38	Dionte Marks	0/0	...	...	...	...	...	...	...	...	...	...	...	...
39	R.D. Cooper	0/0	...	...	...	...	...	...	...	...	...	...	...	...
40	Kervins Choute	6/0	XXX	...	XXX	XXX	XXX	XXX	...	...	...	...	XXX	...
40	Mitch McCarthy	12/0	XXX	XXX	XXX	XXX	XXX	XXX	XXX	XXX	XXX	XXX	XXX	XXX
41	Gage King	12/0	XXX	XXX	XXX	XXX	XXX	XXX	XXX	XXX	XXX	XXX	XXX	XXX
41	Jack Morgan	0/0	...	...	...	...	...	...	...	...	...	...	...	...
42	Aidan Fedigan	0/0	...	...	...	...	...	...	...	...	...	...	...	...
43	Kingston Gorney	0/0	...	...	...	...	...	...	...	...	...	...	...	...
45	Quentin Hatch	0/0	...	...	...	...	...	...	...	...	...	...	...	...
46	Nicholas Antoine	0/0	...	...	...	...	...	...	...	...	...	...	...	...
47	K.D. McDaniel	5/0	...	...	...	...	...	...	XXX	XXX	XXX	XXX	XXX	...
49	Max Holler	5/0	XXX	...	XXX	XXX	XXX	...	...	...	...	XXX	...	...
50	Patrick Barnett	0/0	...	...	...	...	...	...	...	...	...	...	...	...
51	Malachi Lawrence	12/0	XXX	XXX	XXX	XXX	XXX	XXX	XXX	XXX	XXX	XXX	XXX	XXX
52	Caden Kitler	5/2	XXX	...	XXX	START	START	...	...	...	...	XXX	...	...
53	Keeron Henderson	0/0	...	...	...	...	...	...	...	...	...	...	...	...
54	Bula Schmidt	7/5	START	START	...	...	XXX	START	START	START	...	...	...	XXX
55	Cameron Kinnie	3/0	XXX	...	XXX	...	...	...	...	...	...	XXX	...	...
55	John Walker	12/1	XXX	XXX	XXX	XXX	XXX	START	XXX	XXX	XXX	XXX	XXX	XXX
56	Matthew Alexander	12/2	XXX	XXX	START	XXX	XXX	XXX	XXX	XXX	XXX	START	XXX	XXX
56	Jonathan Cline	0/0	...	...	...	...	...	...	...	...	...	...	...	...
57	John Harris	0/0	...	...	...	...	...	...	...	...	...	...	...	...
58	Dallaz Corbitt	6/0	...	...	XXX	...	XXX	...	XXX	XXX	XXX	XXX	...	...
59	Keyon Cox	1/0	...	...	XXX	...	...	...	...	...	...	...	...	...
60	Drake Metcalf	6/4	START	START	START	...	...	...	...	XXX	START	XXX	...	...
64	Shaheem Hill	0/0	...	...	...	...	...	...	...	...	...	...	...	...
66	Chidoziri Maghiro	1/0	...	...	XXX	...	...	...	...	...	...	...	...	...
68	Ethan Higgins	0/0	...	...	...	...	...	...	...	...	...	...	...	...
69	Paul Rubelt	12/0	XXX	XXX	XXX	XXX	XXX	XXX	XXX	XXX	XXX	XXX	XXX	XXX
70	Edward Collins	11/0	XXX	XXX	XXX	XXX	XXX	XXX	XXX	XXX	XXX	XXX	XXX	...
71	Tylan Grable	12/12	START	START	START	START	START	START	START	START	START	START	START	START
72	Marcellus Marshall	12/11	START	START	START	START	START	START	START	START	XXX	START	START	START
74	Matthew Prigmore	0/0	...	...	...	...	...	...	...	...	...	...	...	...
75	Andrew Phelan	0/0	...	...	...	...	...	...	...	...	...	...	...	...
76	Adrian Medley	7/5	XXX	XXX	START	...	...	...	...	...	START	START	START	START
77	Lokahi Pauole	12/12	START	START	START	START	START	START	START	START	START	START	START	START
78	Amari Kight	12/9	XXX	XXX	XXX	START	START	START	START	START	START	START	START	START
80	Trent Whittemore	12/2	START	XXX	XXX	XXX	START	XXX	XXX	XXX	XXX	XXX	XXX	XXX
80	Grant Reddick	1/0	...	...	XXX	...	...	...	...	...	...	...	...	...
81	Tyler Griffin	10/0	XXX	XXX	XXX	...	XXX	...	XXX	XXX	XXX	XXX	XXX	XXX
82	Alec Holler	12/11	START	START	START	XXX	START	START	START	START	START	START	START	START
83	Garrett French	1/0	...	...	XXX	...	...	...	...	...	...	...	...	...
84	Thomas Wadsworth	2/0	...	...	XXX	...	...	...	XXX	...	...	...	...	...
85	Zach Marsh Wojan	12/0	XXX	XXX	XXX	XXX	XXX	XXX	XXX	XXX	XXX	XXX	XXX	XXX
86	Jordan Davis	0/0	...	...	...	...	...	...	...	...	...	...	...	...
87	Dwartney Wortham	0/0	...	...	...	...	...	...	...	...	...	...	...	...
87	Andrew Rumph	0/0	...	...	...	...	...	...	...	...	...	...	...	...
88	Josh Celiscar	12/12	START	START	START	START	START	START	START	START	START	START	START	START
88	Grant Stevens	0/0	...	...	...	...	...	...	...	...	...	...	...	...
89	Cullen Smith	2/0	XXX	...	XXX	...	...	...	...	...	...	...	...	...
90	Derrick LeBlanc	0/0	...	...	...	...	...	...	...	...	...	...	...	...
91	Keshaun Hudson	2/0	XXX	...	...	...	...	...	...	...	...	XXX	...	...
92	Finau Fine	0/0	...	...	...	...	...	...	...	...	...	...	...	...
94	Christopher Ficka	0/0	...	...	...	...	...	...	...	...	...	...	...	...
96	Trace O'Hara	0/0	...	...	...	...	...	...	...	...	...	...	...	...
98	Kriston Esnard	2/0	...	...	...	...	...	XXX	...	XXX	...	...	...	...
##	Player	GP-GS	KentSt	Boise	VU	KState	Baylor	KU	OU	WVU	UC	OSU	TTU	UH
99	Jamaal Johnson	5/0	XXX	...	XXX	...	XXX	...	...	...	...	XXX	XXX	...

**PLAYER GAME-BY-GAME PASSING**

#2 Kobe Hudson	Comp	Att	Int	Pct	Yards	TD	Long	Sacked	Effic.
Kansas	0	1	0	0.0	0	0	0	0-0	0.0
<b>Totals</b>	<b>0</b>	<b>1</b>	<b>0</b>	<b>0.0</b>	<b>0</b>	<b>0</b>	<b>0</b>	<b>1-8</b>	<b>0.0</b>

#7 RJ Harvey	Comp	Att	Int	Pct	Yards	TD	Long	Sacked	Effic.
Kansas St.	0	1	0	0.0	0	0	0	0-0	0.0
<b>Totals</b>	<b>0</b>	<b>1</b>	<b>0</b>	<b>0.0</b>	<b>0</b>	<b>0</b>	<b>0</b>	<b>1-10</b>	<b>0.0</b>

#9 Timmy McClain	Comp	Att	Int	Pct	Yards	TD	Long	Sacked	Effic.
Kent St.	3	5	0	60.0	53	0	33	0-0	149.0
Villanova	20	28	0	71.4	321	2	58	1-18	191.3
Kansas St.	14	24	1	58.3	264	3	69	4-30	183.6
Baylor	13	25	1	52.0	234	2	65	1-4	149.0
Kansas	12	15	0	80.0	136	2	41	4-39	200.2
Oklahoma St.	1	1	0	100.0	0	0	0	0-0	100.0
<b>Totals</b>	<b>63</b>	<b>98</b>	<b>2</b>	<b>64.3</b>	<b>1008</b>	<b>9</b>	<b>69</b>	<b>10-91</b>	<b>176.9</b>

#10 John Rhys Plumlee	Comp	Att	Int	Pct	Yards	TD	Long	Sacked	Effic.
Kent St.	22	30	2	73.3	281	3	50	1-2	171.7
Boise St.	16	24	2	66.7	272	0	53	0-0	145.2
Kansas	3	7	0	42.9	33	0	21	0-0	82.5
Oklahoma	16	30	0	53.3	248	2	86	3-23	144.8
West Virginia	25	36	3	69.4	274	3	34	1-9	144.2
Cincinnati	13	23	0	56.5	165	0	40	0-0	116.8
Oklahoma St.	11	18	0	61.1	299	3	75	1-2	255.6
Texas Tech	16	32	1	50.0	248	1	71	0-0	119.2
Houston	23	27	0	85.2	253	1	57	3-14	176.1
<b>Totals</b>	<b>145</b>	<b>227</b>	<b>8</b>	<b>63.9</b>	<b>2073</b>	<b>13</b>	<b>86</b>	<b>9-50</b>	<b>152.4</b>

#12 Dylan Rizk	Comp	Att	Int	Pct	Yards	TD	Long	Sacked	Effic.
Villanova	4	5	0	80.0	28	0	15	1-6	127.0
<b>Totals</b>	<b>4</b>	<b>5</b>	<b>0</b>	<b>80.0</b>	<b>28</b>	<b>0</b>	<b>15</b>	<b>1-6</b>	<b>127.0</b>



Quarterback John Rhys Plumlee against Houston



## PLAYER GAME-BY-GAME

### Rushing

Player	No-Yds/TD	KentSt	Boise	VU	KState	Baylor	KU	OU	WVU	UC	OSU	TTU	UH
RJ Harvey	211-1296/16	10-84/1	15-70/1	14-85/2	13-44/1	21-95/0	16-133/1	23-101/0	14-100/0	20-164/3	24-206/3	20-78/2	21-136/2
John Rhys Plumlee	91-473/5	8-90/1	11-73/0	DNP	DNP	DNP	-	9-4/1	8-45/1	13-53/1	14-74/0	13-84/0	15-58/1
Johnny Richardson	84-557/1	12-100/0	11-62/0	10-51/0	6-76/0	6-105/1	8-47/0	6-15/0	9-37/0	3-3/0	7-9/0	3-37/0	3-15/0
Timmy McClain	41-103/1	2-21/0	DNP	9-44/0	12-15/0	6-17/1	10-5/0	DNP	DNP	DNP	2-1/0	DNP	DNP
Jordan McDonald	18-56/3	4-13/1	2-3/0	12-40/2	-	-	-	-	-	DNP	-	-	-
Xavier Townsend	15-163/0	1-28/0	1-39/0	2-1/0	2-10/0	1-20/0	2-14/0	2-38/0	DNP	DNP	1-1/0	1-11/0	2-1/0
Demarcus Bowman	10-62/1	8-46/1	1-11/0	1-5/0	DNP	DNP	DNP	DNP	DNP	DNP	DNP	DNP	DNP
Mark-Antony Richards	8-33/1	1-7/1	-	-	-	-	-	1-1/0	-	-	2-10/0	2-4/0	2-13/0
Kameron Ingram	4-23/0	DNP	DNP	4-23/0	DNP	DNP	DNP	DNP	DNP	DNP	DNP	DNP	DNP
Jarrad Baker	4-16/0	-	-	-	DNP	-	-	-	2-7/0	2-9/0	-	-	-
Amari Johnson	2-3/0	DNP	DNP	DNP	-	-	2-3/0	DNP	DNP	DNP	DNP	DNP	DNP
Dylan Rizk	2-2/0	DNP	DNP	2-2/0	DNP	DNP	DNP	DNP	DNP	DNP	DNP	DNP	DNP
Colton Boomer	1-24/0	-	-	-	-	-	-	-	-	-	-	1-24/0	-
Kobe Hudson	1--8/0	-	-	-	-	-	-	-	-	-	1--8/0	-	-

### Receiving

Player	No-Yds/TD	KentSt	Boise	VU	KState	Baylor	KU	OU	WVU	UC	OSU	TTU	UH
Javon Baker	43-966/6	4-59/0	4-73/0	5-77/1	1-10/0	3-113/1	4-85/0	5-134/2	3-34/1	4-93/0	4-112/0	4-117/1	2-59/0
Kobe Hudson	42-853/7	4-44/0	5-134/0	6-147/0	5-138/2	1-5/0	1-5/0	1-23/0	3-66/2	2-45/0	3-96/3	2-52/0	9-98/0
Xavier Townsend	31-316/3	5-81/1	1-5/0	-	4-36/0	4-27/1	1-8/0	5-33/0	DNP	DNP	2-46/0	4-38/0	5-42/1
Alec Holler	22-225/2	2-21/1	1-16/0	-	-	3-38/0	3-19/1	-	2-18/0	1-3/0	2-45/0	3-21/0	5-44/0
Randy Pittman Jr.	19-215/1	3-21/0	-	2-13/0	2-24/0	1-35/0	2-29/1	2-50/0	3-26/0	1-5/0	1-0/0	1-6/0	1-6/0
RJ Harvey	17-231/1	1-50/1	2-34/0	2-16/0	2-56/0	1-16/0	-	2-8/0	4-30/0	1-7/0	-	2-14/0	-
Johnny Richardson	12-46/0	2-10/0	3-10/0	-	-	-	2-7/0	-	2-10/0	3-9/0	-	-	-
Jarrad Baker	7-45/0	-	-	1-1/0	DNP	-	-	1-0/0	4-43/0	1-3/0	-	-	-
Jaylon Griffin	4-58/1	1-8/0	DNP	3-50/1	DNP	-	-	DNP	-	DNP	-	DNP	DNP
Chauncey Magwood	4-40/0	DNP	DNP	3-27/0	-	-	1-13/0	DNP	DNP	DNP	DNP	DNP	DNP
Trent Whittemore	3-36/0	-	-	-	-	-	-	-	3-36/0	-	-	-	-
Mark-Antony Richards	3-18/0	-	-	-	-	-	1-3/0	-	1-11/0	-	-	-	1-4/0
Demarcus Bowman	2-7/0	2-7/0	-	-	DNP	DNP	DNP	DNP	DNP	DNP	DNP	DNP	DNP
Jordan McDonald	1-33/0	1-33/0	-	-	-	-	-	-	-	DNP	-	-	-
Kameron Ingram	1-15/0	DNP	DNP	1-15/0	DNP	DNP	DNP	DNP	DNP	DNP	DNP	DNP	DNP
Max Holler	1-5/0	-	DNP	1-5/0	-	-	DNP	DNP	DNP	DNP	-	DNP	DNP



Wide receivers Kobe Hudson (L) and Javon Baker (R)

## PLAYER TACKLES GAME-BY-GAME

Player	S-A	Total	KentSt	Boise	VU	KState	Baylor	KU	OU	WVU	UC	OSU	TTU	UH
Jason Johnson	57-44	101	2-1	4-4	1-5	12-0	9-6	6-2	5-4	6-5	2-6	3-2	3-5	4-4
Walter Yates	44-33	77	1-6	6-0	1-2	3-1	2-3	DNP	4-6	2-4	9-4	2-0	9-0	5-7
Lee Hunter	36-28	64	5-3	3-1	2-3	4-2	5-4	1-1	3-2	2-1	2-5	5-3	1-0	3-3
Nikai Martinez	38-12	50	2-0	3-0	0-2	5-1	3-2	4-0	5-1	4-1	3-1	2-2	5-1	2-1
Tre'mon Morris-Brash	34-16	50	1-2	4-0	4-0	1-1	4-2	2-1	5-3	3-3	3-2	2-0	1-1	4-1
Josh Celiscar	23-21	44	4-3	4-3	1-5	1-2	4-2	6-1	-	2-2	1-2	-	0-1	-
Demari Henderson	27-15	42	DNP	DNP	DNP	4-0	5-2	2-1	5-3	3-2	2-3	2-2	2-0	2-2
Jireh Wilson	26-15	41	0-4	2-0	2-0	1-1	1-2	5-2	2-2	6-0	3-2	2-2	2-0	DNP
Quadric Bullard	27-6	33	2-0	4-0	-	2-2	5-1	5-0	4-0	1-1	1-0	-	-	3-2
Corey Thornton	23-4	27	2-0	3-0	2-0	5-0	0-1	-	2-0	1-0	2-0	2-1	4-2	-
Malachi Lawrence	17-9	26	2-0	1-0	-	-	1-0	3-0	3-2	3-2	3-2	-	-	1-3
John Walker	13-10	23	1-1	0-1	3-2	1-0	1-0	3-0	-	1-2	0-2	2-2	1-0	-
Braeden Marshall	14-7	21	1-2	2-0	-	-	2-0	-	1-2	2-0	2-2	1-0	2-1	1-0
Brandon Adams	13-4	17	-	2-0	-	2-1	0-1	3-0	1-1	1-0	1-1	2-0	-	1-0
Decorian Patterson	13-3	16	-	-	0-1	DNP	1-0	-	2-0	-	2-0	4-1	4-1	-
Ricky Barber	6-8	14	1-2	1-2	DNP	-	1-0	DNP	1-1	0-1	0-2	DNP	2-0	-
Rian Davis	6-8	14	2-3	0-1	0-1	1-1	DNP	3-1	DNP	-	DNP	DNP	DNP	0-1
Shaun Peterson Jr.	9-4	13	1-0	-	-	-	-	-	2-2	3-1	2-1	-	DNP	1-0
William Wells	9-4	13	1-1	-	2-2	DNP	DNP	DNP	-	1-0	1-0	3-1	-	1-0
Matthew Alexander	4-9	13	-	-	1-2	1-0	0-1	1-0	-	0-1	0-1	1-3	0-1	-
Ja'Cari Henderson	9-2	11	-	4-0	0-1	2-0	2-0	1-1	DNP	DNP	DNP	DNP	DNP	DNP
DeJordan Mask	8-3	11	1-1	1-0	DNP	4-0	0-1	-	2-1	DNP	DNP	DNP	DNP	DNP
Kam Moore	6-5	11	-	DNP	1-0	-	1-0	1-0	2-1	1-0	0-2	-	-	0-2
Kervins Choute	2-5	7	1-3	DNP	0-2	1-0	-	-	DNP	DNP	DNP	DNP	-	DNP
Andrew Harris	2-3	5	DNP	DNP	-	-	-	DNP	-	-	0-1	0-2	2-0	-
Randy Pittman Jr.	3-0	3	-	-	1-0	-	1-0	-	-	2-0	-	-	-	-
Jarrad Baker	1-2	3	0-1	-	1-0	DNP	-	-	0-1	-	-	-	-	-
Johnny Richardson	2-0	2	-	-	-	-	-	-	-	1-0	-	-	1-0	-
Tyler Griffin	1-1	2	-	-	-	DNP	-	DNP	1-0	-	-	0-1	-	-
Javon Baker	1-0	1	-	-	-	-	-	-	-	-	-	-	1-0	-
Jordan McDonald	1-0	1	-	-	-	1-0	-	-	-	-	DNP	-	-	-
Colton Boomer	1-0	1	-	-	-	-	-	-	-	-	-	-	1-0	-
Gage King	1-0	1	-	-	-	-	-	-	-	-	1-0	-	-	-
Tylan Grable	1-0	1	-	-	-	-	-	1-0	-	-	-	-	-	-
Lokahi Pauole	1-0	1	-	-	-	-	-	-	-	-	-	-	-	1-0
Alec Holler	1-0	1	-	-	-	-	-	-	1-0	-	-	-	-	-
Isaiah Nixon	0-1	1	0-1	DNP	-	DNP	DNP	DNP	DNP	DNP	DNP	DNP	DNP	DNP
Isaiah Paul	0-1	1	0-1	DNP	DNP	DNP	DNP	DNP	DNP	DNP	DNP	DNP	DNP	DNP
TJ Bullard	0-1	1	0-1	-	-	-	-	-	-	DNP	DNP	DNP	DNP	DNP
Kaven Call	0-1	1	0-1	-	-	-	-	-	-	-	-	-	-	-
K.D. McDaniel	0-1	1	DNP	DNP	DNP	DNP	DNP	DNP	-	-	0-1	-	-	DNP
Keshaun Hudson	0-1	1	0-1	DNP	DNP	DNP	DNP	DNP	DNP	DNP	DNP	-	DNP	DNP
Jamaal Johnson	0-1	1	-	DNP	-	DNP	-	DNP	DNP	DNP	DNP	-	0-1	DNP



## CAREER STATISTICS

## Brandon Adams • Junior • Defensive Back

TACKLES	g	ua	a	total	tfl	pd	ff	fr	blk
2021	12	16	3	19	1.0	1	0	0	0
2022	14	27	7	34	0.5	4	0	0	0
2023	12	13	4	17	1.0	4	0	0	0
TOTAL	38	56	14	70	2.5	9	0	0	0

## Matthew Alexander • r-Sophomore • Defensive Tackle

TACKLES	g	ua	a	total	tfl	pd	ff	fr	blk
2022	14	4	5	9	1.0	0	0	0	0
2023	12	4	8	12	1.0	1	0	0	0
TOTAL	26	8	13	21	2.0	1	0	0	0

## Javon Baker • Senior • Wide Receiver

RECEIVING	g	rec	yards	td	long	rec/g	avg/c	avg/g
*2020	8	2	15	0	15	0.3	7.5	1.9
*2021	11	7	101	1	35	0.6	14.4	9.2
2022	14	56	796	5	53	4.0	14.2	56.9
2023	12	43	966	6	86	3.6	22.5	80.5
TOTAL	45	108	1878	12	86	2.4	17.4	41.7

## Ricky Barber • r-Senior • Defensive Line

TACKLES	g	ua	a	total	tfl	pd	ff	fr	blk
*2019	4	3	4	7	1.0	0	0	0	0
*2020	12	26	32	58	7.0	0	1	0	0
2021	11	14	15	29	5.5	1	0	0	0
2022	14	18	31	49	9.0	4	0	0	0
2023	9	6	7	13	2.0	1	0	0	0
TOTAL	50	67	89	156	24.5	6	1	0	0

## SACKS

SACKS	g	ua	a	total	yards
*2019	4	1	0	1.0	9
*2020	12	3	2	4.0	26
2021	11	2	2	1.5	2
2022	14	3	0	3.0	22
2023	9	1	1	1.5	8
TOTAL	50	10	5	11.0	67

## Demarcus Bowman • r-Junior • Running Back

RUSHING	g	att	yards	td	long	avg/c	avg/g
*2020	2	9	32	0	10	3.6	16.0
*2021	5	14	81	0	26	5.8	16.2
2023	3	10	62	1	12	6.2	20.7
TOTAL	10	33	175	1	26	5.3	17.5

RECEIVING	g	rec	yards	td	long	rec/g	avg/c	avg/g
*2021	2	0	0	0	0	0.0	0.0	0.0
*2022	5	0	0	0	0	0.0	0.0	0.0
2023	3	2	7	0	4	0.7	3.5	2.3
TOTAL	10	2	7	0	4	0.2	3.5	0.7

## Quadric Bullard • Senior • Defensive Back

TACKLES	g	ua	a	total	tfl	pd	ff	fr	blk	blk/td
2020	10	8	4	12	0.0	0	0	0	0	0
2021	13	59	24	83	4.0	6	1	3	0	0
2022	7	17	10	27	2.0	3	1	0	1	2
2023	12	27	6	33	0.0	3	0	0	0	0
TOTAL	42	111	44	155	6.0	12	2	3	1	2

## SACKS

SACKS	g	ua	a	total	yards
2020	10	0	0	0.0	0
2021	13	2	0	2.0	23
2022	7	0	0	0.0	0
2023	12	0	0	0.0	0
TOTAL	42	2	0	2.0	23

INTERCEPTIONS	g	no.	yards	td	long	avg/r	avg/g
2023	12	1	27	0	27	27.0	2.3

## Josh Celiscar • Senior • Defensive Line

TACKLES	g	ua	a	total	tfl	pd	ff	fr	blk
2020	10	8	8	16	4.5	1	1	1	0
2021	13	24	15	39	7.5	0	1	2	0
2022	14	32	22	54	8.5	1	3	1	0
2023	12	23	21	44	4.0	0	0	0	0
TOTAL	49	87	66	153	24.5	2	5	4	0

## SACKS

SACKS	g	ua	a	total	yards
2020	10	2	0	2.0	12
2021	13	3	0	3.0	16
2022	14	3	0	3.0	14
2023	12	0	0	0.0	0
TOTAL	49	8	0	8.0	32

## INTERCEPTIONS

INTERCEPTIONS	g	no.	yards	td	long	avg/r	avg/g
2020	10	1	9	0	9	9.0	0.8
2021	13	0	0	0	0	0.0	0.0
2022	13	0	0	0	0	0.0	0.0
2023	12	0	0	0	0	0.0	0.0
TOTAL	49	1	9	0	9	9.0	0.2

## Kervins Choute • r-Junior • Defensive Line

TACKLES	g	ua	a	total	tfl	pd	ff	fr	blk
2021	5	3	1	4	1.0	0	0	0	0
2022	3	2	0	2	2.0	0	0	0	0
2023	6	2	5	7	0.5	0	0	0	0
TOTAL	14	7	6	13	3.5	0	0	0	0

## SACKS

SACKS	g	ua	a	total	yards
2021	5	1	0	1.0	2
2022	3	0	0	0	0
2023	6	0	1	0.5	2
TOTAL	14	1	1	1.5	4

## Fred Davis II • r-Senior • Defensive Back

TACKLES	g	ua	a	total	tfl	pd	ff	fr	blk
*2020	11	10	3	13	0.0	2	0	0	0
*2021	9	2	4	6	0.5	0	0	0	0
*2022	7	10	5	15	1.0	2	0	1	0
2023	3	0	0	0	0.0	0	0	0	0
TOTAL	30	22	12	34	1.5	4	0	1	0

## Rian Davis • r-Senior • Linebacker

TACKLES	g	ua	a	total	tfl	pd	ff	fr	blk
*2019	1	0	0	0	0.0	0	0	0	0
*2020	7	1	0	1	0.0	0	0	0	0
*2021	1	0	1	1	0.0	0	0	0	0
*2022	14	9	6	15	0.5	0	0	0	0
2023	7	6	8	14	0.0	0	0	0	0
TOTAL	30	16	15	31	0.5	0	0	0	0

## Corey Gammage • Fifth Year • Wide Receiver

RECEIVING	g	rec	yards	td	long	rec/g	avg/c	avg/g
*2019	9	13	187	1	33	1.4	14.4	20.8
*2020	10	35	409	4	46	3.5	11.7	40.9
*2021	13	78	878	2	64	6.0	11.3	67.5
*2022	13	52	774	6	57	4.0	14.9	59.5
2023	0	0	0	0	0	0.0	0.0	0.0
TOTAL	45	178	2248	13	64	3.8	12.6	48.9

## Jaylon Griffin • r-Senior • Wide Receiver

RECEIVING	g	rec	yards	td	long	rec/g	avg/c	avg/g
2021	4	1	14	0	14	0.3	14.0	3.5
2022	7	4	47	0	19	0.6	11.8	6.7
2023	6	4	58	1	36	0.7	14.5	9.7
TOTAL	17	9	119	1	36	0.5	13.2	7.0



**RJ Harvey • r-Senior • Running Back**

RUSHING	g	att	yards	td	long	avg/c	avg/g
2020	3	3	3	0	2	1.0	1.0
2022	13	118	796	5	61	6.7	61.2
2023	12	211	1296	16	92	6.1	108.0
TOTAL	28	332	2095	21	92	6.3	74.8

RECEIVING	g	rec	yards	td	long	rec/g	avg/c	avg/g
2020	3	0	0	0	0	0.0	0.0	0.0
2022	13	22	215	0	29	1.7	9.8	16.5
2023	12	17	231	1	50	1.4	13.6	19.3
TOTAL	28	39	446	1	50	1.4	11.4	15.9

**Demari Henderson • Sophomore • Defensive Back**

TACKLES	g	ua	a	total	tfl	pd	ff	fr	blk
2022	12	7	5	12	0.5	2	0	0	0
2023	9	27	15	42	0	3	2	3	0
TOTAL	21	34	20	54	0.5	5	2	3	0

INTERCEPTIONS	g	no.	yards	td	long	avg/r	avg/g
2022	12	0	0	0	0	0	0
2023	9	2	0	0	0	0	0
Total	21	2	0	0	0	0	0

**Ja'Cari Henderson • r-Freshman • Defensive Back**

TACKLES	g	ua	a	total	tfl	pd	ff	fr	blk
2022	4	2	1	3	0.0	1	0	0	0
2023	6	9	2	11	0.0	1	0	0	0
TOTAL	10	11	3	14	0.0	2	0	0	0

**Alec Holler • 5th Year • Tight End**

RECEIVING	g	rec	yards	td	long	rec/g	avg/c	avg/g
2019	2	0	0	0	0	0.0	0.0	0.0
2020	8	0	0	0	0	0.0	0.0	0.0
2021	13	19	192	3	34	1.5	10.1	14.8
2022	14	22	276	1	64	1.5	12.5	19.7
2023	12	22	225	2	38	1.8	10.2	18.8
TOTAL	49	63	693	6	64	1.3	11.0	14.1

**Kobe Hudson • Senior • Wide Receiver**

RECEIVING	g	rec	yards	td	long	rec/g	avg/c	avg/g
*2020	11	7	70	0	20	0.6	10.0	6.4
*2021	12	44	580	4	36	3.7	13.2	48.3
2022	12	39	641	7	64	3.3	16.4	53.4
2023	12	42	853	7	75	3.5	20.3	71.1
TOTAL	47	132	2144	18	75	2.8	16.2	45.6

**Lee Hunter • r-Sophomore • Defensive Line**

TACKLES	g	ua	a	total	tfl	pd	ff	fr	blk
2022	13	9	8	17	1.0	0	0	0	0
2023	12	36	28	64	10.5	1	0	0	0
TOTAL	25	45	36	81	11.5	1	0	0	0

SACKS	g	ua	a	total	yards
2022	13	1	0	1.0	7.0
2023	12	3	0	3.0	27.0
TOTAL	25	4	0	3.0	34.0

**Amari Johnson • r-Senior • Wide Receiver**

RUSHING	g	att	yards	td	long	avg/c	avg/g
2019	5	0	0	0	0	0.0	0.0
2020	9	0	0	0	0	0.0	0.0
2021	13	7	27	1	16	3.9	2.1
2022	0	0	0	0	0	0.0	0.0
2023	3	2	3	0	2	1.5	1.0
TOTAL	30	9	30	1	16	3.3	1.0

**Amari Johnson • Continued**

RECEIVING	g	rec	yards	td	long	rec/g	avg/c	avg/g
2019	5	2	67	1	49	0.3	33.5	9.6
2020	9	3	26	0	13	0.3	8.7	2.9
2021	13	23	138	1	28	1.8	6.0	10.6
2022	0	0	0	0	0	0.0	0.0	0.0
2023	3	0	0	0	0	0.0	0.0	0.0
TOTAL	30	28	231	2	49	0.9	8.3	7.7

**Jamaal Johnson • r-Freshman • Defensive End**

TACKLES	g	ua	a	total	tfl	pd	ff	fr	blk
2022	5	2	2	4	0.0	0	0	0	0
2023	5	0	1	1	0.0	0	0	0	0
TOTAL	10	2	3	5	0.0	0	0	0	0

**Jason Johnson • Fifth Year • Linebacker**

TACKLES	g	ua	a	total	tfl	pd	ff	fr	blk
*2019	10	33	26	59	4.5	0	1	1	0
*2020	6	37	29	66	6.0	0	1	0	0
*2021	11	63	47	110	8.0	3	1	4	0
2022	14	67	59	126	4.0	0	2	2	0
2023	12	58	43	101	6.0	2	0	1	0
TOTAL	53	258	204	462	28.5	5	5	8	0

**SACKS**

g	ua	a	total	yards
*2019	10	1	0	1.0
*2020	6	1	0	1.0
*2021	11	0	1	0.5
2022	14	1	0	1.0
2023	12	3	0	3.0
TOTAL	53	6	1	6.5

**Malachi Lawrence • r-Sophomore • Defensive End**

TACKLES	g	ua	a	total	tfl	pd	ff	fr	blk
2022	3	1	1	2	0.5	0	0	0	0
2023	12	17	9	26	10.0	1	0	0	0
TOTAL	15	18	10	28	10.5	1	0	0	0

**SACKS**

g	ua	a	total	yards
2022	3	0	1	0.5
2023	12	7	1	7.5
TOTAL	15	7	2	7.0

**Chauncey Magwood • 5th Year • Tight End**

RECEIVING	g	rec	yards	td	long	rec/g	avg/c	avg/g
*2021	13	1	17	0	17	0.1	17.0	1.3
*2022	12	7	104	1	26	0.1	14.9	8.7
2023	4	4	40	0	18	1.0	10.0	10.0
TOTAL	29	12	161	1	26	0.4	13.4	5.6

**Zach Marsh Wojan • 5th Year • Tight End**

RECEIVING	g	rec	yards	td	long	rec/g	avg/c	avg/g
2020	7	0	0	0	0	0.0	0.0	0.0
2021	4	0	0	0	0	0.0	0.0	0.0
2022	13	1	21	1	21	0.1	21.0	1.8
2023	12	0	0	0	0	0.0	0.0	0.0
TOTAL	35	1	21	1	21	0.0	21.0	0.6

**Braeden Marshall • Freshman • Defensive Back**

TACKLES	g	ua	a	total	tfl	pd	ff	fr	blk
2023	12	14	7	21	2.0	1	0	0	0
TOTAL	12	14	7	21	2.0	1	0	0	0

**Stephen Martin • r-Junior • Wide Receiver**

RECEIVING	g	rec	yards	td	long	rec/g	avg/c	avg/g
2021	7	1	14	0	14	0.1	14.0	2.0
2022	12	4	58	1	34	0.3	14.5	4.8
2023	12	0	0	0	0	0.0	0.0	0.0
TOTAL	31	5	72	1	34	0.2	14.4	2.3





## CAREER STATISTICS

**Nikai Martinez • Sophomore • Cornerback**

TACKLES	g	ua	a	total	tfl	pd	ff	fr	blk
2022	14	17	4	21	1.5	2	0	0	0
2023	12	38	12	50	1.0	1	0	0	0
TOTAL	26	55	16	71	2.5	3	0	0	0

**SACKS**

	g	ua	a	total	yards
2022	14	1	0	1.0	7.0
2023	12	0	0	0.0	0.0
TOTAL	26	1	0	1.0	7.0

INTERCEPTIONS	g	no.	yards	td	long	avg/r	avg/g
2023	12	3	94	0	42	31.3	8.5

**DeJordan Mask • 5th Year • Defensive Back**

TACKLES	g	ua	a	total	tfl	pd	ff	fr	blk
*2019	11	3	2	5	0.0	0	0	0	0
*2020	10	31	18	49	0.5	5	0	0	0
*2021	11	28	11	39	0.0	2	0	0	0
*2022	12	23	19	42	2.0	2	0	0	0
2023	6	8	3	11	0.0	0	0	0	0
TOTAL	50	93	53	146	2.5	9	0	0	0

INTERCEPTIONS	g	no.	yards	td	long	avg/r	avg/g
*2019	11	0	0	0	0	0.0	0.0
*2020	10	0	0	0	0	0.0	0.0
*2021	11	1	0	0	0	0.0	0.0
*2022	12	3	0	0	0	0.0	0.0
2023	6	1	0	0	0	0.0	0.0
TOTAL	50	5	0	0	0	0.0	0.0

**Timmy McClain • r-Sophomore • Quarterback**

PASSING	g	cmp-att-int	yards	td	long	pct	avg/p	avg/g	effic
*2021	11	145-262-7	1888	5	80	55.3	13.0	171.6	116.8
2023	6	63-98-2	1008	9	69	64.3	16.0	168.0	176.9
TOTAL	17	208-360-9	2896	14	80	57.8	13.9	170.4	133.2

RUSHING	g	att	yards	td	long	avg/c	avg/g
*2021	11	123	238	4	27	1.9	21.6
2023	6	41	103	1	22	2.5	17.2
TOTAL	17	164	341	5	27	2.1	20.1

TOTAL OFFENSE	g	rush	pass	total	avg/g
*2021	11	238	1888	2126	193.3
2023	6	103	1008	1111	185.2
TOTAL	17	341	2896	3237	190.4

**K.D. McDaniel • r-Senior • Defensive End**

TACKLES	g	ua	a	total	tfl	pd	ff	fr	blk
*2019	4	0	3	3	0.0	0	0	0	0
*2020	5	1	0	1	0.0	0	0	0	0
*2021	10	6	7	13	0.0	0	0	0	0
2022	13	7	3	10	2.0	0	1	1	0
2023	5	0	1	1	0.0	0	0	0	0
TOTAL	37	14	14	28	2.0	0	1	1	0

**Jordan McDonald • Sophomore • Running Back**

RUSHING	g	att	yards	td	long	avg/c	avg/g
2022	13	11	43	1	9	3.9	3.3
2023	11	18	56	3	10	3.1	5.1
TOTAL	24	29	99	4	10	3.4	4.1

RECEIVING	g	rec	yards	td	long	rec/g	avg/c	avg/g
2022	13	0	0	0	0	0	0	0
2023	11	1	33	0	33	0.1	33.0	3.0
TOTAL	24	1	33	0	33	0.0	33.0	1.4

**Kam Moore • Sophomore • Linebacker**

TACKLES	g	ua	a	total	tfl	pd	ff	fr	blk
2022	9	6	4	10	2.0	0	1	0	0
2023	11	6	5	11	0.0	1	0	0	0
TOTAL	20	12	9	21	2.0	1	1	0	0

**Tre'mon Morris-Brash • 5th Year • Defensive Line**

TACKLES	g	ua	a	total	tfl	pd	ff	fr	blk
2019	13	14	11	25	9.0	0	1	1	0
2020	10	19	7	26	6.0	0	0	1	0
2021	11	15	8	23	10.0	1	0	0	0
2022	14	28	24	52	13.0	4	1	2	0
2023	12	34	16	50	18.5	1	0	0	0
TOTAL	60	110	66	176	56.5	6	2	4	0

SACKS	g	ua	a	total	yards
2019	13	3	0	3.0	23
2020	10	3	1	3.5	23
2021	11	4	2	5.0	23
2022	14	4	4	6.0	37
2023	12	8	1	8.5	71
TOTAL	60	22	8	26.0	177

INTERCEPTIONS	g	no.	yards	td	long	avg/r	avg/g
2019	13	0	0	0	0	0.0	0.0
2020	10	0	0	0	0	0.0	0.0
2021	9	1	0	0	0	0.0	0.0
2022	14	0	0	0	0	0.0	0.0
2023	12	0	0	0	0	0.0	0.0
TOTAL	60	1	0	0	0	0.0	0.0

**Decorian Patterson • r-Senior • Defensive Back**

TACKLES	g	ua	a	total	tfl	pd	ff	fr	blk
*2018	4	4	5	9	0.0	0	0	0	0
*2019	12	31	8	39	3.0	6	0	0	0
*2020	8	27	16	43	5.0	5	1	1	0
*2021	13	17	10	27	0.0	7	0	1	0
*2022	13	45	20	65	2.0	12	0	0	1
2023	11	13	3	16	0.5	2	0	0	0
TOTAL	61	137	62	199	10.5	32	1	2	1

SACKS	g	ua	a	total	yards
*2018	4	0	0	0.0	0
*2019	12	0	0	0.0	0
*2020	8	2	1	2.5	13
*2021	13	0	0	0.0	0
*2022	13	0	0	0.0	0
2023	11	0	0	0.0	0
TOTAL	61	2	1	2.5	13

INTERCEPTIONS	g	no.	yards	td	long	avg/r	avg/g
*2018	4	0	0	0	0	0.0	0.0
*2019	12	0	0	0	0	0.0	0.0
*2020	8	1	0	0	0	0.0	0.0
*2021	13	1	33	0	33	33.0	2.54
*2022	13	7	14	0	9	2.0	1.08
2023	11	0	0	0	0	0.0	0.0
TOTAL	61	9	47	0	33	5.2	0.92

**Isaiah Paul • r-Senior • Linebacker**

TACKLES	g	ua	a	total	tfl	pd	ff	fr	blk
*2019	12	14	23	37	6.5	0	2	1	0
*2020	6	17	21	38	4.5	2	0	0	0
*2021	13	32	10	42	6.5	1	0	0	0
*2022	4	15	5	20	3.0	1	0	1	0
2023	1	0	1	1	0.0	0	0	0	0
TOTAL	36	78	60	138	20.5	4	2	2	0

SACKS	g	ua	a	total	yards
*2021	13	2	0	2.0	2
*2022	13	1	0	1.0	11
2023	1	0	0	0.0	0
TOTAL	36	2	0	3.0	13

INTERCEPTIONS	g	no.	yards	td	long	avg/r	avg/g
*2019	12	1	49	1	49	49.0	0.08
TOTAL	36	1	49	1	49	49.0	0.02

**Shaun Peterson Jr. • r-Senior • Linebacker**

TACKLES	g	ua	a	total	tfl	pd	ff	fr	blk
*2022	10	15	13	28	8.0	2	2	2	0
2023	11	9	4	13	1.0	0	1	0	0
TOTAL	49	24	17	41	9.0	2	3	2	0

SACKS	g	ua	a	total	yards
*2022	10	6	0	6.0	39
2023	11	1	0	1.0	9
TOTAL	49	6	0	7.0	48

Played running back prior to switching to linebacker in 2022

**Randy Pittman Jr. • Freshman • Tight End**

RECEIVING	g	rec	yards	td	long	rec/g	avg/c	avg/g
2023	12	19	215	1	39	1.6	11.3	17.9
TOTAL	12	19	215	1	39	1.6	11.3	17.9

**John Rhys Plumlee • 5th Year • Quarterback**

PASSING	g	cmp-att-int	yards	td	long	pct	avg/p	avg/g	effc
*2019	9	79-150-3	910	4	41	52.7	11.5	101.1	108.4
*2020	7	5-7-0	65	1	47	71.4	13.0	9.3	196.6
*2021	13	1-1-0	6	0	6	100.0	6.0	0.5	150.4
2022	13	218-346-8	2586	14	68	63.0	11.9	198.9	134.5
2023	9	145-227-8	2073	13	86	63.9	14.3	230.3	152.4
TOTAL	51	448-731-19	5640	32	86	61.3	12.6	110.6	135.3

RUSHING	g	att	yards	td	long	avg/c	avg/g
*2019	9	154	1023	12	75	6.6	113.7
*2020	7	25	94	0	37	3.8	13.4
*2021	13	9	72	0	34	8.0	5.5
2022	13	159	862	11	67	5.4	66.3
2023	9	91	473	5	32	5.2	52.6
TOTAL	51	438	2524	28	75	5.8	49.5

TOTAL OFFENSE	g	rush	pass	total	avg/g
*2019	9	1023	910	1933	214.8
*2020	7	94	65	159	22.7
*2021	13	72	6	78	6.0
2022	13	862	2586	3448	265.2
2023	9	473	2073	2546	282.9
TOTAL	51	2524	5640	8164	160.1

**Mark-Antony Richards • r-Senior • Running Back**

RUSHING	g	att	yards	td	long	avg/c	avg/g
*2020	4	20	76	0	14	3.8	19.0
2021	12	48	309	5	58	6.4	25.8
2022	11	1	0	0	0	0.0	0.0
2023	12	8	33	1	11	4.1	2.8
TOTAL	39	77	418	6	58	5.4	10.7

**Mark-Antony Richards • Continued**

RECEIVING	g	rec	yards	td	long	rec/g	avg/c	avg/g
*2020	4	0	0	0	0	0.0	0.0	0.0
2021	12	8	76	0	22	0.7	9.5	6.3
2022	11	0	0	0	0	0.0	0.0	0.0
2023	12	3	18	0	11	0.3	6.0	1.5
TOTAL	39	11	94	0	22	0.3	8.5	2.4

**Johnny Richardson • Senior • Running Back**

RUSHING	g	att	yards	td	long	avg/c	avg/g
2020	6	11	65	1	31	5.9	9.3
2021	13	104	733	3	42	7.0	56.4
2022	14	54	370	0	50	6.9	26.4
2023	12	84	557	1	79	6.6	46.4
TOTAL	45	253	1725	5	79	6.8	38.3

RECEIVING	g	rec	yards	td	long	rec/g	avg/c	avg/g
2020	6	0	0	0	0	0.0	0.0	0.0
2021	13	25	226	1	49	1.9	9.0	17.4
2022	14	22	122	1	25	1.6	5.5	8.7
2023	12	12	46	0	8	1.0	3.8	3.8
TOTAL	45	59	394	2	49	1.3	6.7	8.8

KICK RETURNS	g	no.	yards	td	long	avg/r	avg/g
2020	6	4	77	0	26	19.2	11.0
2021	13	15	301	0	43	20.1	27.4
2022	14	5	78	0	17	15.6	10.7
2023	12	8	148	0	51	18.5	12.3
TOTAL	45	32	604	0	51	18.9	13.4

**Corey Thornton • Senior • Defensive Back**

TACKLES	g	ua	a	total	tfl	pd	ff	fr	blk
2020	10	23	7	30	0.0	3	0	0	0
2021	12	22	10	32	2.5	5	0	0	0
2022	13	37	13	50	1.0	7	1	0	0
2023	12	23	4	27	0.0	9	0	0	0
TOTAL	47	105	34	139	3.5	24	1	0	0

INTERCEPTIONS	g	no.	yards	td	long	avg/r	avg/g
2020	10	1	0	0	0	0.0	0.0
2021	12	0	0	0	0	0.0	0.0
2022	13	0	0	0	0	0.0	0.0
2023	12	3	4	0	3	1.3	0.3
TOTAL	47	4	4	0	3	1.0	0.1

SACKS	g	ua	a	total	yards
2020	10	0	0	0.0	0
2021	12	1	0	1.0	10
2022	13	0	0	0.0	0
2023	12	0	0	0.0	0
TOTAL	47	1	0	1.0	10

**Xavier Townsend • Sophomore • Wide Receiver**

RECEIVING	g	rec	yards	td	long	rec/g	avg/c	avg/g
2022	14	23	127	0	16	1.6	5.5	9.1
2023	10	31	316	3	37	3.1	10.2	31.6
TOTAL	24	54	443	3	37	2.3	8.2	18.5

RUSHING	g	att	yards	td	long	avg/c	avg/g
2022	14	5	27	1	9	5.4	1.9
2023	10	15	163	0	39	10.9	16.3
TOTAL	24	20	190	1	39	9.5	7.9

PUNT RETURNS	g	no.	yards	td	long	avg/r	avg/g
2022	14	20	177	0	31	8.9	12.6
2023	10	14	142	0	29	10.1	14.2
TOTAL	24	34	319	0	31	9.4	13.3

KICK RETURNS	g	no.	yards	td	long	avg/r	avg/g
2022	14	3	47	0	18	15.7	3.36
2023	10	3	78	0	34	26.0	8.7
TOTAL	24	6	125	0	34	20.8	5.4



**Jarvis Ware • 5th Year • Defensive Back**

TACKLES	g	ua	a	total	tfl	pd	ff	fr	blk
*2018	10	6	0	6	0.0	0	0	0	0
*2019	11	24	9	33	0.0	4	0	0	0
*2020	7	5	7	12	0.5	1	0	1	0
2022	12	27	14	41	1.0	4	0	0	1
2023	-	-	-	-	-	-	-	-	-
TOTAL	40	62	30	92	1.5	9	0	1	1

INTERCEPTIONS	g	no.	yards	td	long	avg/r	avg/g
*2018	1	0	0	0	0	0.0	0.0
*2019	13	0	0	0	59	59.0	8.4
*2020	7	1	59	1	0	0.0	0.0
2022	13	0	0	0	0	0.0	0.0
2023	-	-	-	-	-	-	-
TOTAL	40	1	59	1	59	59.0	1.8

**William Wells • Junior • Defensive Back**

TACKLES	g	ua	a	total	tfl	pd	ff	fr	blk
2021	7	3	2	5	1.0	0	0	0	0
2022	12	5	1	6	1.0	0	0	0	0
2023	9	9	4	13	0.0	0	1	0	0
TOTAL	28	17	7	24	2.0	0	1	0	0

**Trent Whittemore • r-Junior • Wide Receiver**

RECEIVING	g	rec	yards	td	long	rec/g	avg/c	avg/g
*2019	2	0	0	0	0	0.0	0.0	0.0
*2020	9	10	128	1	26	1.1	12.8	14.2
*2021	11	19	210	1	45	1.7	11.1	19.1
*2022	7	4	87	0	33	0.6	21.8	12.4
2023	12	3	36	0	25	0.3	12.0	3.0
TOTAL	41	36	461	2	45	0.9	12.8	11.2

**Jireh Wilson • 5th Year • Defensive Back**

TACKLES	g	ua	a	total	tfl	pd	ff	fr	blk
*2018	3	0	0	0.0	0	0	0	0	0
*2019	12	16	12	28	1.0	0	0	0	0
*2020	9	42	28	70	6.5	3	3	1	0
*2021	12	18	26	44	4.0	4	0	0	0
*2022	13	25	23	28	4.5	3	0	2	0
2023	11	26	15	41	0.0	2	1	0	0
TOTAL	60	127	104	231	16.0	12	4	3	0

SACKS	g	ua	a	total	yards
*2018	3	0	0	0.0	0
*2019	12	0	0	0.0	0
*2020	9	3	1	3.5	12
*2021	12	2	1	2.5	27
*2022	13	0	0	0.0	0
2023	11	0	0	0.0	0
TOTAL	60	5	2	6.0	39

INTERCEPTIONS	g	no.	yards	td	long	avg/r	avg/g
*2018	3	0	0	0	0	0.0	0.0
*2019	12	0	0	0	0	0.0	0.0
*2020	9	0	0	0	0	0.0	0.0
*2021	12	1	0	0	0	0.0	0.0
*2022	13	3	37	0	34	12.3	0.23
2023	11	0	0	0	0	0.0	0.0
TOTAL	60	4	37	0	34	9.25	0.08

**Walter Yates • 5th Year • Linebacker**

TACKLES	g	ua	a	total	tfl	pd	ff	fr	blk
*2018	9	39	18	57	7.0	1	0	0	0
*2019	10	43	18	61	9.5	1	1	1	0
*2020	2	15	1	16	0.0	0	0	0	0
*2021	3	2	0	2	1.0	0	0	0	0
2022	14	33	21	54	5.0	0	0	1	0
2023	11	45	32	77	1.5	2	0	0	0
TOTAL	49	177	90	267	24.0	4	1	2	0

SACKS	g	ua	a	total	yards
*2018	9	0	0	0.0	0
*2019	10	2	1	2.5	23
*2020	2	0	0	0.0	0
*2021	3	0	0	0.0	0
2022	14	1	1	1.5	12
2023	11	0	0	0.0	0
TOTAL	49	3	1	4.0	35

INTERCEPTIONS	g	no.	yards	td	long	avg/r	avg/g
*2018	9	0	0	0	0	0.0	0.0
*2019	10	3	32	0	20	10.6	3.2
*2020	2	0	0	0	0	0.0	0.0
*2021	3	0	0	0	0	0.0	0.0
2022	14	0	0	0	0	0.0	0.0
2023	11	0	0	0	0	0.0	0.0
TOTAL	49	3	32	0	20	10.6	0.7

\*Indicates stats from a previous school



## 2005 SHERATON HAWAII BOWL

NEVADA .....	49
UCF .....	48

December 24, 2005 | Honolulu, Hawaii | Aloha Stadium

**HONOLULU** - UCF dropped a 49-48 overtime decision to Nevada in the 2005 Sheraton Hawaii Bowl, the first bowl game in school history. The Knights finished the season with an 8-5 record, just one year after going 0-11. The turnaround of seven games from 2004 placed UCF tied with seven other schools for the fourth-best single-season turnaround in Football Bowl Subdivision history.

UCF kicker Matt Prater, who had three field goals during the game, missed the game-tying extra point wide right, giving the Wolf Pack the win.

B.J. Mitchell ran for 178 yards and two touchdowns, and Robert Hubbard had 126 yards rushing and three touchdowns for the Wolf Pack (9-3), who finished with their best season since 1996 and spoiled UCF's bowl debut.

UCF's Brandon Marshall caught a 16-yard pass for a touchdown that tied the game at 42 with 55 seconds left. The score capped a four-play, 48-yard drive that took just 37 seconds.

Prater booted a 46-yard field goal with 1:32 left to draw UCF to 42-35, and the Knights recovered the onside kick with no time-outs left, setting up Marshall's dramatic catch that sent the game into overtime.

Trailing 32-28, the Wolf Pack took the lead on Hubbard's 5-yard touchdown run early in the fourth quarter. Nevada scored again on Rowe's 7-yard scoring pass to Travis Branzell for a 42-32 lead with 3:18 remaining.

Kevin Smith, Conference USA's Freshman of the Year, scored on a 78-yard run, the second longest run from scrimmage in UCF history, to give the Knights a 14-0 lead in the first quarter. The run was the longest in school history by a freshman and in UCF's 10-year Football Bowl Subdivision history. The longest run from scrimmage in UCF history was Elgin Davis' 79-yard scoring run vs. Samford (Nov. 15, 1986).

The 78-yard touchdown run by Smith was the second-longest run by a true freshman in the NCAA during the year. It also marked the longest run in Sheraton Hawai'i Bowl history.

Nevada	7	21	0	14	7	-	49
UCF	17	3	12	10	6	-	48

1st	13:20	UCF	Marshall 51 pass from Moffett (Prater kick)
	9:24	UCF	Smith 78 run (Prater kick)
	8:33	NEV	Hubbard 4 run (Jaekle kick)
	4:08	UCF	Prater 47 field goal
2nd	11:32	NEV	Mitchell 1 run (Jaekle kick)
	7:37	NEV	Mitchell 1 run (Jaekle kick)
	5:01	NEV	Hubbard 24 run (Jaekle kick)
	0:56	UCF	Prater 38 field goal
3rd	8:19	UCF	Marshall 29 pass from Moffett (Moffett pass failed)
	1:51	UCF	Smith 3 run (Moffett pass failed)
4th	13:02	NEV	Hubbard 5 run (Jaekle kick)
	3:18	NEV	Branzell 7 pass from Rowe (Jaekle kick)
	1:32	UCF	Prater 46 field goal
	0:55	UCF	Marshall 16 pass from Moffett (Prater kick)
OT	15:00	NEV	Rowe 4 run (Jaekle kick)
	15:00	UCF	Smith 19 run (Prater kick failed)

	NEV	UCF
First Downs	30	30
Rushes-Yards	51-369	44-254
Passing Yards	254	301
Passes Comp.-Att.-Int.	32-22-1	36-19-1
Total Offense Plays-Yards	83-623	80-555
Fumble Returns-Yards	0-0	1-0
Punt Returns-Yards	1-2	0-0
Kickoff Returns-Yards	1-16	5-74
INT Returns-Yards	1-36	1-12
Punts (Number-Avg)	3-44.0	3-38.3
Fumbles-Lost	1-1	0-0
Penalties-Yards	10-92	6-30

**RUSHING:** Nevada-B.J. Mitchell 23-178; Robert Hubbard 15-126; Jeff Rowe 13-65. UCF-Kevin Smith 29-202; Jason Peters 9-44; Steven Moffett 6-8.

**PASSING:** Nevada-Jeff Rowe 22-32-1-254. UCF-Steven Moffett 19-36-1-301.

**RECEIVING:** Nevada-Caleb Spencer 11-114; N. Flowers 6-96; A. Pudewell 2-23; Kyle Sammons 1-8; Travis Branzell 1-7; Robert Hubbard 1-6. UCF-Brandon Marshall 11-210; Darcy Johnson 3-49; Jason Peters 2-14; Rocky Ross 1-14; Kenny Jackson 1-12; Kevin Smith 1-2.

**INTERCEPTIONS:** Nevada-DeAngelo Wilson 1-36. UCF-Jason Venson 1-12.

**FUMBLES:** Nevada-Robert Hubbard 1-1. UCF-None.

**Stadium:** Aloha      **Attendance:** 26,254



Brandon Marshall was named UCF's MVP of the Sheraton Hawai'i Bowl after posting 11 receptions for 210 yards and three touchdowns vs. Nevada.



## 2007 AUTOZONE LIBERTY BOWL

UCF .....	3
MISSISSIPPI STATE .....	10

December 29, 2007 | Memphis, Tenn. | Liberty Bowl Memorial Stadium

**MEMPHIS, Tenn.** - UCF's memorable season came to a close in a 10-3 loss to Mississippi State in the AutoZone Liberty Bowl. Playing at the site of Paul "Bear" Bryant's final game, the Bulldogs used power running and a dominant defense to top the Knights.

Anthony Dixon powered in from the one for the winning touchdown with 1:54 to go and most valuable player Derek Pegues picked off two passes in a game featuring anemic offenses and 17 punts.

The Bulldogs (8-5) kept the Knights (10-4) out of the end zone and Kevin Smith from breaking the single-season rushing record. The junior finished with 119 yards, leaving him 61 shy of Barry Sanders' mark of 2,628 yards set for Oklahoma State in 1988.

"I was trying to find the holes, but they were playing faster than us," said Smith.

Dixon finished with 86 yards and became the seventh Bulldogs runner to go over 1,000 yards (1,066). But like the rest of the Bulldogs, he was ineffective much of the game.

The teams were tied 3-3 at halftime, mostly due to conservative play-calling.

Neither team converted a third down in the first half (0 for 16) as Mississippi State was held to 84 total yards and UCF to 79.

Kyle Israel had 12 yards passing and two interceptions by halftime and Mississippi State's Wes Carroll had 15 yards and an interception. UCF also didn't get much help from kicker Michael Torres, who gave the Knights a 3-0 lead in the second quarter with a 45-yard field goal, but missed from 32 and 37 in the second half.

"I think those missed field goals were big momentum breakers," UCF coach George O'Leary said. "Give Mississippi State credit. They fought hard and didn't turn the ball over. That usually means you're going to come up with a close win like that."

Mississippi State finished with 199 total yards and Blake McAdams tied the Liberty Bowl record with 11 punts. But the Bulldogs came up with just enough big plays after Keith Fitzhugh picked off Israel's pass at the Mississippi State 41 with 5:47 left.


Carroll, pulled the series before, returned and responded with two rushes for 17 yards and two completions for 15 yards. All went for first downs and spurred a 10-play, 59-yard drive that consumed 3:53 and finally led to a touchdown.

Derek Pegues, fittingly, made the final key defensive play, knocking down a fourth-down pass on UCF's final drive. The Bulldogs held the Knights to 219 yards and forced four turnovers.

UCF	0	3	0	0	-	3
Mississippi St.	0	3	0	7	-	10
2nd 11:49	UCF	Torres	45	field goal		
6:02	MSU	Carlson	22	field goal		
4th 1:54	MSU	Dixon	1	run (Carlson kick)		

	UCF	MSU
First Downs	13	10
Rushes-Yards	47-131	41-160
Passing Yards	88	39
Passes Comp.-Att.-Int.	24-10-3	20-8-1
Total Offense Plays-Yards	71-219	61-199
Fumble Returns-Yards	0-0	0-0
Punt Returns-Yards	6-54	2-5
Kickoff Returns-Yards	1-6	2-29
INT Returns-Yards	1--3	3-45
Punts (Number-Avg)	6-42.8	11-34.9
Fumbles-Lost	2-1	0-0
Penalties-Yards	3-25	5-45

**RUSHING:** UCF-Kevin Smith 35-119; Kyle Israel 11-13; Curtis Francis 1-(-1).  
 Mississippi State-Anthony Dixon 24-86; Tony Burks 2-25;  
 Wesley Carroll 6-21; Christian Ducre 6-20; Jamayel Smith 1-5;  
 Brandon Hart 1-4; TEAM 1-(-1).  
**PASSING:** UCF-Kyle Israel 10-24-3-88. Mississippi State-  
 Wesley Carroll 8-18-1-39; Michael Henig 0-2-0-0.  
**RECEIVING:** UCF-Kevin Smith 3-12; Rocky Ross 2-27; Corey Rabazinski 2-26;  
 Brian Watters 2-13; Kamar Aiken 1-10. Mississippi State-  
 Christian Ducre 3-10; Jamayel Smith 2-7; Anthony Dixon 1-10;  
 Brandon Hart 1-8; Tony Burks 1-4.  
**INTERCEPTIONS:** UCF-Johnell Neal 1-(-3). Mississippi State-  
 Derek Pegues 2-45; Keith Fitzhugh 1-0.  
**FUMBLES:** UCF-Joe Burnett 1-0; Kevin Smith 1-1.  
 Mississippi State-None.  
 Stadium: Liberty Bowl Attendance: 63,816



Johnell Neal prepares to pull down an interception off a Wesley Carroll pass in the first quarter against the Bulldogs.





## 2009 ST. PETERSBURG BOWL

UCF .....	24
RUTGERS .....	45

December 19, 2009 | St. Petersburg, Fla. | Tropicana Field



**ST. PETERSBURG, Fla.** - The St. Petersburg Bowl presented what seemed to be a perfect storm for UCF on Saturday night with 20,000 of its fans packed inside Tropicana Field and a hot football team positioned for the first bowl victory in school history.

But an avalanche of errors combined with speedy, physical opponent in Rutgers ruined what could have been a dreamy, feel-good night for UCF's program and its hopeful fanbase.

Down four points late in the second quarter, UCF allowed an interception return to sap its momentum and the Knights could never mount much of a comeback in a disappointing 45-24 loss to Rutgers in the second St. Petersburg Bowl presented by Beef 'O' Brady's.

"As I told the players, I'm embarrassed for the football team that we didn't go out and do a better job for the fanbase and for the football program," UCF coach George O'Leary said.

"I thought we beat ourselves a lot in a lot of situations out there," a frustrated O'Leary continued. "Right now, Rutgers defense was just a lot better than our offense and that was the difference in the game."

UCF (8-5) had hoped that the momentum of a strong finish to the regular season, one in which it won the final six conference games and knocked off Marshall, Houston and UAB down the stretch, would carry over to the bowl game. But problems on both sides of the ball sabotaged the Knights' chances of pulling off the upset in this game.

Playing before roughly 20,000 Knights fans among the Tropicana Field crowd of 29,763, UCF netted just 35 yards on the ground, 33 of them coming in the fourth quarter when the outcome of the game was already decided. And in the passing game, two Brett Hodges' interceptions led to 14 points for Rutgers, bowl winners for a fourth consecutive season. And UCF's defense yielded 380 yards and eight third-down conversions.

"The offense put up 14 points and a field goal early and defensively we played our butts off. We didn't want to go out like this, and this is so disappointing," senior defensive tackle Travis Timmons said. "It's just such a big letdown. We're 0-14 now against Big East teams and 0-3 in bowl games. Torrell (Troup), Bruce (Miller) and myself along the defensive line wanted to change all of that, but unfortunately things didn't go the way we wanted them to."

Rutgers (9-4) played like an experienced team in its fifth consecutive bowl, using big plays on offense and an attacking defense to frustrate the Knights. Rutgers got six sacks and two interceptions defensively and freshman quarterback Tom Savage threw for 294 yards and two TDs.

	UCF	7	10	0	7	-	24
Rutgers	14	14	10	7	-	45	

1st	8:37	RUT	Sanu 5 run (San Te kick)				
	4:31	UCF	Aiken 7 pass from Hodges (Cattoi kick)				
	3:54	RUT	Brown 65 pass from Savage (San Te kick)				
2nd	14:56	UCF	Cattoi 25 field goal				
	5:50	RUT	Sanu 1 run (San Te kick)				
	2:32	UCF	Aiken 34 pass from Hodges (Cattoi kick)				
	1:38	RUT	Anderson 19 interception return (San Te kick)				
3rd	12:37	RUT	Sanu 11 pass from Savage (San Te kick)				
	8:09	RUT	San Te 43 field goal				
4th	2:23	UCF	Davis 2 run (Cattoi kick)				
	2:18	RUT	Munoz 35 kickoff return (San Te kick)				

	UCF	RUT
First Downs	14	15
Rushes-Yds	30-35	32-86
Passing Yds	220	294
Passes Comp.-Att.-Int.	18-35-2	14-28-1
Total Offense Plays-Yds	83-623	80-555
Fumble Returns-Yards	0-0	1-0
Punt Returns-Yards	1-2	0-0
Kickoff Returns-Yards	1-16	5-74
INT Returns-Yards	1-36	1-12
Punts (Number-Avg)	3-44.0	3-38.3
Fumbles-Lost	1-1	0-0
Penalties-Yards	10-92	6-30

**RUSHING:** UCF-Brynn Harvey 13-32; Rob Calabrese 4-26; Brendan Kelly 1-4; Jonathan Davis 7-1; Brett Hodges 5-minus 28. RUTGERS-Joe Martinek 14-44; Mohamed Sanu 13-41; Jourdan Brooks 1-4; TEAM 1-minus 1; Tom Savage 3-minus 2.


**PASSING:** UCF-Brett Hodges 13-28-2-175; Rob Calabrese 5-7-0-45. RUTGERS-Tom Savage 14-27-1-294; Mohamed Sanu 0-1-0-0.

**RECEIVING:** UCF-Kamar Aiken 4-65; Rocky Ross 4-49; Jonathan Davis 3-29; A.J. Guyton 2-13; Quincy McDuffie 1-22; Adam Nissley 1-18; Ricky Kay 1-12; Brynn Harvey 1-7; Jamar Newsome 1-5. RUTGERS-Tim Brown 4-99; Mohamed Sanu 4-97; Joe Martinek 3-66; Mark Harrison 2-15; Shamar Graves 1-17.

**INTERCEPTIONS:** UCF-Kemal Ishmael 1-0. RUTGERS-Damaso Munoz 1-26; Billy Anderson 1-19.

**FUMBLES:** UCF-None. RUTGERS-Mohamed Sanu 2-1.

**Stadium:** Tropicana Field      **Attendance:** 29,763



Wide receiver Kamar Aiken celebrates one of his two touchdown receptions from quarterback Brett Hodges.



## 2010 AUTOZONE LIBERTY BOWL

GEORGIA .....	6
UCF .....	10

December 31, 2010 | Memphis, Tenn. | Liberty Bowl Memorial Stadium



**MEMPHIS, Tenn.** - A UCF football program clearly on the rise as a powerhouse to be reckoned with nationally registered a landmark victory in the AutoZone Liberty Bowl, beating Southeastern Conference power Georgia while registering the school's first-ever bowl victory.

When UCF sophomore safety Kemal Ishmael batted down a Hail Mary pass that seemed to hang in the air forever, it preserved No. 24 UCF's 10-6 defeat of Georgia and set off a wild celebration among the 8,000 Knights' fans who roared with noise inside the Liberty Bowl.

Doing something for a first time is never easy, and this first-ever bowl victory for UCF went down to the final seconds. Georgia quarterback Aaron Murray heaved a pass into the end zone for 6-foot-4 superstar wide out A.J. Green, but Ishmael was there to make the game-saving play that is sure to live in the history of the program for years to come.

Sophomore tailback Latavius Murray, the game's Outstanding Offensive Player and the MVP, scored on a 10-yard run with 9:01 to play to put the Knights ahead 10-6. And a defense that was dominant a couple of weeks ago in the Conference USA title game made it stand up. They held a Georgia offense that came in averaging 34.3 points a game to just two field goals and no touchdowns.

Freshman quarterback Jeff Godfrey capped a stellar first season on campus, helping the program win a C-USA title and the school's first bowl game. Let the comparisons to UCF legend Daunte Culpepper begin after he joined the school's lore. He completed 16 of 29 passes for 117 yards.

Georgia drove 61 yards on the first drive of the second half, but again had to settle for a Blair Walsh 42-yard field goal when the Knights got crucial pass break-ups from Ishmael and senior cornerback Justin Boddie. That 6-3 Georgia lead would be its final advantage of the game because they couldn't score against UCF's gritty defense.

UCF appeared to have scored first for the 13th time in 14 games when Quincy McDuffie took the opening kickoff back 98 yards. McDuffie, one of only nine players in the nation to return two kicks for touchdowns, hit a seam and sprinted for an apparent touchdown. However, the return was negated by a holding penalty on UCF special teams ace Ronnie Weaver.

Georgia's first drive started at the 2-yard line following a 56-yard boot by UCF senior punter Blake Clingan, but the Bulldogs proceeded to march 95 yards in the next 15 plays. But the Knights stiffened up near the goal line, forcing Georgia to settle for a field goal that put the 'Dogs up 3-0, and the Knights tied the game up 3-3 just before the half.

Georgia	3	0	3	0	-	6
UCF	0	3	0	7	-	10

1st	2:02	UGA	Walsh 20 field goal
2nd	0:33	UCF	Cattoi 22 field goal
3rd	9:23	UGA	Walsh 41 field goal
4th	9:01	UCF	Murray 10 run (Cattoi kick)

	UGA	UCF
First Downs	19	16
Rushes-Yds	32-82	30-124
Passing Yds	198	117
Passes Comp.-Att.-Int.	21-38-2	16-30-2
Total Offense Plays-Yds	70-280	60-241
Fumble Returns-Yards	0-0	0-0
Punt Returns-Yards	1-18	3-10
Kickoff Returns-Yards	3-38	2-35
INT Returns-Yards	2-9	2-35
Punts (Number-Avg)	5-42.6	6-41.7
Fumbles-Lost	1-0	0-0
Penalties-Yards	5-35	3-30

**RUSHING:** Georgia-Washaun Ealey 16-60; Carlton Thomas 4-18; Aaron Murray 12-4. UCF-Latavius Murray 18-104; Jeff Godfrey 10-20; Jamar Newsome 1-0; Ronnie Weaver 1-0.

**PASSING:** Georgia-Aaron Murray 21-38-2-198. UCF-Jeff Godfrey 16-29-2-117; TEAM 0-1-0-0.


**RECEIVING:** Georgia-A.J. Green 8-77; Tavarres King 4-33; Kris Durham 3-47; Orson Charles 2-19; Marlon Brown 1-8; Bruce Figgins 1-8; F. Munzenmaier 1-6; Carlton Thomas 1-0.

UCF-Brian Watters 6-57; Jamar Newsome 3-19; Kamar Aiken 3-15; Adam Nissley 2-7; Khymest Williams 1-13; Quincy McDuffie 1-6.

**INTERCEPTIONS:** Georgia-Brandon Boykin 1-16; Branden Smith 1-minus 7. UCF-Reggie Weams 1-22; Josh Linam 1-13.

**FUMBLES:** Georgia-Aaron Murray 1-0. UCF-None.

**Stadium:** Liberty Bowl **Attendance:** 51,231



AutoZone Liberty Bowl MVP Latavius Murray celebrates after scoring the game's only touchdown in the fourth quarter.

## 2012 BEEF O'BRADY'S BOWL

BALL STATE .....	17
UCF .....	38

December 21, 2012 | St. Petersburg, Fla. | Tropicana Field

**ST. PETERSBURG, Fla.** - The slogan of UCF for 2012 was "Finish." And the Knights did just that with an exclamation point in the 2012 Beef 'O' Brady's Bowl. UCF earned its second bowl victory in program history with a 38-17 win over Ball State.

Led by the all-time winningest senior class in school history, UCF clinched its 10th victory of the season behind an impressive effort by the duo of senior running back Latavius Murray and sophomore signal-caller Blake Bortles. Bortles capped his first full season in style, earning MVP honors while finishing 22-of-33 for 271 yards and three passing touchdowns. He also led the team with a career-high 80 yards on the ground and another score.

Murray was just as impressive, cashing in for three touchdowns (all in the first half) and 104 total yards, with 71 on the ground and 33 through the air on a team-high six catches.

The defense also did its part in the drubbing of the Cardinals. Conference USA Defensive Player of the Year Kemal Ishmael finished his career with 367 tackles after recording seven in the contest. He also forced his sixth career fumble and two pass break-ups. Fellow senior defensive end Troy Davis also went out in style with 1.5 sacks to crack the UCF top 10 with 18-career QB take downs.

After winning the toss and receiving the ball to start the game, UCF matriculated down the field, mixing the run and pass well on a 13-play, 78-yard drive that was capped off by a Bortles-to-Murray touchdown connection. The drive ate 7:33 off the clock and was aided by the sophomore QB's ability to evade the pass rush, while also connecting with rookie Breshad Perriman three times for 21 yards and a pair of first downs.

With the defense forcing a quick three-and-out, UCF's offense continued its impressive start with a seven-play 58-yard drive that saw Murray reach pay-dirt on a short 2-yard burst. The Knights closed out the first quarter outgaining the Cardinals, 160-15.

Ball State would settle in, however, with an 82-yard drive for seven points that saw Keith Wenning hit Willie Snead from seven-yards out to make it a 13-7 contest in the second quarter.

UCF responded with Bortles completely taking over on the ensuing drive. The Oviedo native became a dual threat on the drive, rushing three times for 32 yards, including a 6-yard scramble up the middle that saw him bulldoze a pair of Cardinal defenders on his way to the end zone. He capped the scoring drive with UCF's first two-point conversion since Sept. 5, 2009, hitting senior H-back Dontravius Floyd in the back of the end zone.


Ball State drove right back into UCF territory, reaching the Knights' 10-yard line prior to freshman DL Thomas Niles sacking Wenning for an 11-yard loss. The third-down tackle for loss resulted in a much longer field-goal attempt, which sailed well left of the uprights.

Starting on its own 32-yard line with just 55 seconds left in the half, Bortles hit junior Jeff Godfrey and Murray for 12 and 10 yards before launching a 45-yard beauty to a streaking Perriman, who finished with a career-best 90 yards on five catches, on the far side line. The career-long reception led to Bortles hitting Murray for the second time in the half, this time from five yards out with just five ticks left on the first-half clock.

After a 45-yard field goal by Schott to make it 28-10 with 7:54 left in the third quarter, the Cardinals attempted an onside kick that redshirt sophomore running back Cedric Thompson grabbed out of the air safely to set up the Knights at the BSU 49-yard line.

Bortles continued to shred the Ball State defense with the prime field position. He racked up 41 of the next 49 yards through the air, tying his career record and a Beef 'O' Brady's Bowl mark with touchdown pass No. 3 from seven yards out to fellow sophomore J.J. Worton.

Sophomore Shawn Moffitt would cap the Knights' scoring on the year with a 25-yard field goal to make it 38-10. The Cardinals tacked on a late touchdown to account for the final tally of 38-17. On the season, UCF finished with 496 total points, second all-time in program history.



Ball State	0	7	3	7	-	17
UCF	13	15	7	3	-	38

1st	7:27	UCF	Murray 7 pass from Bortles (Moffitt kick)
	3:59	UCF	Murray 2 run (Moffitt kick blocked)
2nd	10:41	BSU	Snead 7 pass from Wenning (Schott kick)
	5:50	UCF	Bortles 6 run (Floyd pass from Bortles)
	0:05	UCF	Murray 5 pass from Bortles (Moffitt kick)
3rd	7:54	BSU	Schott 45 field goal
	4:23	UCF	Worton 7 pass from Bortles (Moffitt kick)
4th	10:12	UCF	Moffitt 25 field goal
	5:26	BSU	Snead 16 pass from Wenning (Schott kick)

	BSU	UCF
First Downs	23	33
Rushes-Yds	24-71	42-222
Passing Yds	217	272
Passes Comp.-Att.-Int.	22-35-0	22-33-0
Total Offense Plays-Yds	59-288	75-494
Fumble Returns-Yards	0-0	0-0
Punt Returns-Yards	0-0	1-2
Kickoff Returns-Yards	4-81	2-3
INT Returns-Yards	0-0	0-0
Punts (Number-Avg)	3-34.3	1-32.0
Fumbles-Lost	1-1	0-0
Penalties-Yards	6-53	8-71

**RUSHING:** BSU-Jahwan Edwards 14-89; Horacio Banks 5-1; Keith Wenning 5-minus 19. UCF-Blake Bortles 9-80; Latavius Murray 21-71; Storm Johnson 6-50; Quincy McDuffie 2-8; Brynn Harvey 3-7; Jeff Godfrey 1-6.

**PASSING:** BSU-Keith Wenning 22-34-0-217; Kelly Page 0-1-0-0. UCF-Blake Bortles 22-33-0-272.

**RECEIVING:** BSU-Willie Snead 7-78; Zane Fakes 6-57; KeVonn Mabon 3-30; Connor Ryan 2-26; Horacio Banks 1-15; Dylan Curry 1-13; Jahwan Edwards 1-0; Kitt O'Brien 1-minus 2. UCF-Latavius Murray 6-33; Breshad Perriman 5-90; Rannell Hall 4-74; J.J. Worton 3-32; Jeff Godfrey 3-29; Justin Tukes 1-14.

**INTERCEPTIONS:** BSU-None. UCF-None.

**FUMBLES:** BSU-Jahwan Edwards 1-1. UCF-None.

**Stadium:** Tropicana Field **Attendance:** 21,759



*Only a sophomore, Blake Bortles had no trouble with the Ball State defense, going 22-for-33 for 272 yards and three touchdowns. The Beef 'O' Brady's Bowl MVP also rushed for 80 yards and a touchdown.*



## 2014 TOSTITOS FIESTA BOWL

UCF.....	52
BAYLOR.....	42

January 1, 2014 | Glendale, Ariz. | University of Phoenix Stadium

**GLENDALE, Ariz.** - The most memorable season in UCF football history ended with the most memorable win in program history. In thrilling fashion, the Knights took a 52-42 triumph over No. 6 Baylor in the 2014 Tostitos Fiesta Bowl.

The No. 15 Knights (12-1) won their third-consecutive bowl game and set a school record with their 12th victory of the season. UCF came into the season with just one victory over a ranked opponent and ended the historic effort with their second over a ranked squad in 2013 alone. To make the accomplishment even more impressive, both wins over ranked teams came against Top 10 opponents.

Junior quarterback Blake Bortles was named the Tostitos Fiesta Bowl Offensive Player of the Game after racking up 301 passing yards and three touchdowns to go along with a career-high 93 yards rushing and a touchdown.

UCF's offense matched Baylor's high-powered attack every step of the way. The Bears came into the contest leading the NCAA in scoring offense and total offense, but it was the Knights who racked up 52 points and 558 total yards for the victory. The points and yardage were the largest totals ever by UCF in a bowl game and against a ranked opponent.

Much was said before the game about how the Knights' defense would stack up against Baylor's up-tempo offense. UCF, however, came into the game with the 13th-ranked scoring defense in the nation. The Knights forced seven Baylor punts and two turnovers, while holding the Bears 11 points and 75 yards beneath their season averages.

The Knights began to put the wild back-and-forth affair on ice when Storm Johnson ripped off a 40-yard touchdown run to give UCF a 49-35 advantage with 10:26 remaining. Johnson set a new career high with 124 rushing yards and matched his season-high mark with three rushing touchdowns. The Knights accounted for the winning total with a 36-yard field goal from Shawn Moffitt with less than five minutes remaining.

UCF got off to a roaring start. After receiving the opening kickoff, the Knights churned out 76 yards in six rush attempts, capped off by an 11-yard touchdown burst by Johnson. This marked the first touchdown drive of the season for the Knights that came without a single pass attempt.

After forcing a three-and-out, the Black and Gold again marched down the field, primarily on the strength of its rushing attack. After Bortles found Breshad Perriman streaking down the left sideline for a 34-yard gain, UCF returned to its ground control attack with four consecutive running plays. Johnson's 2-yard touchdown plunge gave the Knights a 14-0 advantage just eight minutes into the contest.

Junior Rannell Hall proved once again that his nickname, "Speedy" is appropriate as he took two short, second-quarter passes to the house. Both catches were made near the line of scrimmage and featured Hall out-running the Baylor secondary, with help from some terrific blocking from fellow wideouts Josh Reese, J.J. Worton and Taylor Oldham.

While Bortles brought home Offensive Player of the Game honors, Terrance Plummer was named Defensive Player of the Game. The junior linebacker racked up a game-high 14 tackles, including half a sack. Sean Maag (12 tackles) and Clayton Geathers (10 tackles) both recorded double-digit stops as well.



	UCF	14	14	7	17	-	52
Baylor		7	13	8	14	-	42

1st	11:24	UCF	Johnson 11 run (Moffitt kick)
	7:46	UCF	Johnson 2 run (Moffitt kick)
	3:49	BAY	Petty 1 run (Jones kick)
2nd	8:01	BAY	Norwood 30 pass from Petty (Trahan pass failed)
	5:05	UCF	Hall 50 pass from Bortles (Moffitt kick)
	2:55	BAY	Petty 13 run (Jones kick)
	0:44	UCF	Hall 34 pass from Bortles (Moffitt kick)
3rd	10:18	BAY	Petty 1 run (Petty rush)
	5:38	UCF	Perriman 10 pass from Bortles (Moffitt kick)
4th	13:37	UCF	Bortles 15 run (Moffitt kick)
	12:16	BAY	Martin 9 run (Jones kick)
	10:26	UCF	Johnson 40 run (Moffitt kick)
	4:44	UCF	Moffitt 36 field goal
	1:15	BAY	Fuller 9 pass from Petty (Jones kick)

	UCF	BAY
First Downs	29	27
Rushes-Yds	44-255	38-194
Passing Yds	301	356
Passes Comp.-Att.-Int.	20-31-2	30-47-1
Total Offense Plays-Yds	75-556	85-550
Fumble Returns-Yards	0-0	0-0
Punt Returns-Yards	1-9	1-(-1)
Kickoff Returns-Yards	4-73	9-208
INT Returns-Yards	1-0	2-(-2)
Punts (Number-Avg)	4-41.0	7-43.6
Fumbles-Lost	2-1	1-0
Penalties-Yards	4-40	17-135

**RUSHING:** UCF-Storm Johnson 20-124; Blake Bortles 8-93; William Stanback 13-33; Jeff Godfrey 1-7; Team 2-(-2). BAY-Lache Seastrunk 17-117; Antwan Goodley 1-22; Glasco Martin 6-19; Shock Linwood 3-19; Bryce Petty 11-17.

**PASSING:** UCF-Blake Bortles 20-31-2-301. BAY-Bryce Petty 30-47-1-356.

**RECEIVING:** UCF-Jeff Godfrey 5-60; J.J. Worton 5-56; Rannell Hall 4-113; Breshad Perriman 3-48; William Stanback 2-25; Storm Johnson 1-(-1). BAY-Corey Coleman 7-88; Jay Lee 5-80; Tevin Reese 5-43; Levi Norwood 4-63; Antwan Goodley 4-20; Clay Fuller 3-52; Jordan Najvar 1-7; Shock Linwood 1-3.

**INTERCEPTIONS:** UCF-Brandon Alexander 1-0. BAY-Eddie Lackey 1-0; Demetri Goodson 1-(-2).

**FUMBLES:** UCF-William Stanback 1-0; Storm Johnson 1-1.

BAY-Bryce Petty 1-0.

**Stadium:** University of Phoenix Stadium

**Attendance:** 65,172



## 2014 BITCOIN ST. PETERSBURG BOWL

NC STATE .....	34
UCF .....	27

December 26, 2014 | St. Petersburg, Fla. | Tropicana Field

ST. PETERSBURG, Fla. - The UCF Knights fell just short of another stirring comeback at Tropicana Field in the Bitcoin St. Petersburg Bowl. UCF trailed North Carolina State 34-13 in the fourth quarter, and mounted a rally before falling, 34-27.

A Niklas Sade field goal put the Wolfpack on top by 21 points with 12:37 remaining in the contest. But senior captain Josh Reese, who scored all three of the UCF (9-4) touchdowns, hauled in a 14-yard strike from quarterback Justin Holman less than three minutes later, bringing a huge, partisan UCF crowd back into the game.

When the UCF defense got a three-and-out, the Knights' faithful really began believing. However, a Holman interception slowed the Knights' momentum mid-way through the fourth quarter.

NC State (8-5) had two empty possessions, punting and missing a field goal, but a great deal of time ran off the clock.

The Knights started moving the ball again when they took over with 2:56 remaining. Just 1:12 later, Reese found the end zone a third time on a 2-yard pass from Holman. That score pulled UCF within seven points, 34-27.

With 1:44 remaining and no timeouts, the Knights needed to recover an onside kick to have a chance. NC State secured the kick and was able to run out the clock.

Meanwhile, thousands of Knight fans chanted "UCF! UCF! UCF!" and saluted their team as they left the field. An estimated 20,000-plus UCF fans made the short trip and were a part of a near-sellout of 26,675.

The Knights opened the scoring on the first possession of the game. A 40-yard Shawn Moffitt field goal put the Knights on top 3-0. But NC State answered on its first possession with an 18-yard halfback pass to Jaylen Samuels to go on top 7-3. The Knights regained the lead 10-7 early in the second quarter. Holman rifled a pass to Reese at the goal line from six yards out.

But it was all Wolfpack for the next two-plus quarters, as NC State outscored the Knights 27-3 to go on top by 21 points. Wolfpack quarterback Jacoby Brissett found a wide open Johnathan Alston for a 37-yard score to make it 14-10. An NC State field goal with 3:16 remaining in the first half pushed the score to 17-10 at halftime. Matt Dayes ran up the middle for a 19-yard score on the opening drive of the second half, putting the Wolfpack on top 24-10.

The Knights got three points back after Wolfpack turnover, with Moffitt hitting from 36 yards out to make it 24-13. NC State answered with another Dayes score, as he went untouched up the middle late in the third, making it 31-13.

For the game, the Wolfpack out-gained the Knights 487-373. Brissett was named the game's MVP after passing for 262 yards and rushing for 31 more. Holman threw for 291 yards on 23-of-53 with three scores to pace the UCF offense. Breshad Perriman had nine receptions for 138 yards. Defensively, UCF was led by senior captain Clayton Geathers, who racked up 14 tackles.



NC State	7	10	14	3	-	34
UCF	3	7	3	14	-	27

1st	10:06	UCF	Moffitt 40 field goal
	6:11	NCSU	Samuels 18 pass from Thornton (Sade kick)
2nd	12:34	UCF	Reese 6 pass from Holman (Moffitt kick)
	9:05	NCSU	Alston 37 pass from Brissett (Sade kick)
	3:16	NCSU	Sade 19 field goal
3rd	11:55	NCSU	Dayes 24 run (Sade kick)
	5:45	UCF	Moffitt 36 field goal
	3:05	NCSU	Dayes 15 run (Sade kick)
4th	12:37	NCSU	Sade 45 field goal
	11:01	UCF	Reese 14 pass from Holman (Moffitt kick)
	1:44	UCF	Reese 2 pass from Holman (Moffitt kick)

	NCSU	UCF
First Downs	26	21
Rushes-Yds	49-187	28-82
Passing Yds	300	291
Passes Comp.-Att.-Int.	17-28-0	23-53-1
Total Offense Plays-Yds	77-487	81-373
Fumble Returns-Yards	0-0	0-0
Punt Returns-Yards	0-0	1-(-2)
Kickoff Returns-Yards	1-22	1-27
INT Returns-Yards	1-36	0-0
Punts (Number-Avg)	4-46.5	6-42.8
Fumbles-Lost	2-1	0-0
Penalties-Yards	6-34	3-30

**RUSHING:** NCSU-Shadrach Thornton 17-96; Matt Dayes 13-78; Jacoby Brissett 14-31; Jaylen Samuels 1-0; Team 3-(-4); Bryan Underwood 1-(-14). UCF-William Stanback 12-38; Justin Holman 9-27; Dontravious Wilson 3-9; Josh Reese 1-6; Rannell Hall 3-2.

**PASSING:** NCSU-Jacoby Brissett 15-26-0-262; Shadrach Thornton 1-1-0-18; Bo Hines 1-1-0-20. UCF-Justin Holman 23-53-1-291.

**RECEIVING:** NCSU-Bo Hines 3-79; Jonathan Alston 3-58; Jaylen Samuels 3-41; Bra'Lon Cherry 2-35; David Grinnage 2-27; Jacoby Brissett 1-20; Matt Dayes 1-18; Marquez Valdes-Scantling 1-13; Tyler Purvis 1-9. UCF-Breshad Perriman 9-138; Rannell Hall 7-78; Josh Reese 6-75; Justin Tukes 1-0.

**INTERCEPTIONS:** NCSU-Josh Jones 1-36. UCF-None.

**FUMBLES:** NCSU-Jacoby Brissett 2-1. UCF-None.

**Stadium:** Tropicana Field **Attendance:** 26,675



Closing out his senior year with a career-high three touchdown receptions, Josh Reese was selected as UCF's team MVP after the game.



## 2016 AUTONATION CURE BOWL

ARKANSAS STATE .....	31
UCF .....	13

December 17, 2016 | Orlando, Fla. | Camping World Stadium

**ORLANDO** – The UCF football team couldn’t overcome a number of miscues in Saturday night’s Cure Bowl, falling to Arkansas State 31-13.

Despite the outcome, UCF head coach Scott Frost expressed the amount of pride he has in what the Knights accomplished this season. He had a message of gratitude for the seniors, who played their final game in the Black & Gold.

“What this team has accomplished, I’m proud of them, happy for them. I’m hungry to accomplish more,” Frost said. “I had a simple message for our team. I thanked the seniors. Everything we say about our seniors we mean from the bottom of our heart. These guys could have gone a lot of different directions. They didn’t have to sacrifice and put in the effort and be leaders for our team and totally take a new direction in a new way of doing things that our coaching staff was asking them to do. They all did; they all led us. I’m proud to be their coach.”

The Red Wolves scored 14 points off turnovers and added a touchdown on a blocked punt, which opened the scoring. Those 17 points were a huge difference in a contest where the two defenses were dominant. Arkansas State rushed for just 29 yards, while the Knights only managed 12. UCF passed for 211 yards, while the Red Wolves threw it for 205. Neither squad managed more than 234 yards. Combined, the two teams were 6-for-35 on third down.

“I think when either team’s defense is on the field it was the superior unit on the field and we kind of knew that going in,” Frost said.

A nightmare first quarter for UCF left Arkansas State with a 17-0 lead after 15 minutes of play. A blocked punt was recovered in the end zone for the Red Wolves. A long Arkansas State pass play led to a field goal to make it 10-0. On the ensuing kickoff, a fumble set the Red Wolves up with a short field that was converted into a touchdown to account for the 17 points.

The Knights found some offense in the second quarter. Tre’Quan Smith made another of his patented circus catches. The 34-yard completion set up an 11-yard scoring strike from McKenzie Milton to a wide-open Taylor Oldham. Following an Arkansas State fumble, Matthew Wright converted a 45-yard field goal to pull the Knights within seven, 17-10 at the intermission.

But a 75-yard touchdown pass less than a minute into the third quarter swung the momentum back to Arkansas State. Wright’s second field goal of the game late in the third quarter got the Knights back within 11, 24-13. The Red Wolves took over deep in UCF territory late in the third quarter on a fumbled UCF punt and turned it into a touchdown on the first play of the fourth quarter, accounting for the final tally.



Shaquem Griffin closed out his American Athletic Conference Defensive Player of the Year season with a trip to the 2016 AutoNation Cure Bowl.

Arkansas State	17	0	7	7	-	31
UCF	0	10	3	0	-	13

1st	10:59	ASU	Edmonds 0 punt return (Williams kick)
	4:24	ASU	Williams 22 field goal
	2:48	ASU	Sanders 12 pass from Hansen (Williams kick)
2nd	9:31	UCF	Oldham 11 pass from Milton (Wright kick)
	1:04	UCF	Wright 45 Wright field goal
3rd	14:09	ASU	Sanders 75 pass from Hansen (Williams kick)
	4:52	UCF	Wright 34 field goal
4th	14:54	ASU	Sanders 17 pass from Hansen (Williams kick)

	ASU	UCF
First Downs	8	17
Rushes-Yds	38-29	30-12
Passing Yds	205	211
Passes Comp.-Att.-Int.	12-26-0	26-48-0
Total Offense Plays-Yds	64-234	78-223
Fumble Returns-Yards	0-0	0-0
Punt Returns-Yards	6-61	5-(-1)
Kickoff Returns-Yards	2-40	5-83
INT Returns-Yards	0-0	0-0
Punts (Number-Avg)	12-464	11-440
Fumbles-Lost	3-1	3-3
Penalties-Yards	15-140	11-82

**RUSHING:** Arkansas State-Rollins-Davis 5-32; White, Johnston 7-15; Wand, Warren 15-12; Voytik, Chad 5-(-3); Hansen, Justice 5-minus 13; Echols-Luper, C 1-(-14). UCF-Hamilton, Jawon 10-14; Milton, M. 9-5; Holman, Justin 5-3; Willett, M. 1-0; Payton, Tristan 1-(-2); Killins, Adrian 4-(-8).

**PASSING:** Arkansas State-Hansen, Justice 12-26-0-205. UCF-Milton, M. 22-39-0-175; Holman, Justin 4-9-0-36.

**RECEIVING:** Arkansas State-Sanders, K. 5-127; Booker, C. 2-11; Murray, Chris 2-(-4); Mack, Blake 1-67; McInnis, Justin 1-3; Wand, Warren 1-1. UCF-Oldham, Taylor 5-56; Hamilton, Jawon 4-17; Smith, Tre’Quan 3-45; Franks, Jordan 3-32; Bargnare, J. 3-11; Stewart, Cam 2-16; Killins, Adrian 2-4; Payton, Tristan 1-16; Jones, Hayden 1-7; Akins, Jordan 1-5; Taj McGowan 1-2.

**INTERCEPTIONS:** Arkansas State-None. UCF-None.

**FUMBLES:** Arkansas State-Murray, Chris 1-1; Echols-Luper, C 1-0; Voytik, Chad 1-0. UCF-Holman, Justin 1-1; Johnson, Chris 1-1; Jones, Hayden 1-1.

**Stadium:** Camping World      **Attendance:** 27,213





## 2018 CHICK-FIL-A PEACH BOWL

UCF.....	34
AUBURN .....	27

January 1, 2018 | Atlanta, Ga. | Mercedes-Benz Stadium



**ATLANTA, Ga. (UCFKnights.com)** – Behind 21 unanswered points in the second half, the UCF football team capped a perfect 13-0 season with a 34-27 win over No. 7 Auburn in the 2018 Chick-fil-A Peach Bowl on New Year’s Day.

Down seven late in the third quarter, the No. 12 Knights stormed back into the game. Quarterback McKenzie Milton hit Otis Anderson on a screen pass that the freshman took to the end zone to tie the game with 1:30 to play in the third. Following a Tigers punt, the Knights offense drove back into Auburn territory. Milton danced around a few would-be tacklers, stepped up in the pocket and found a cutting Dredrick Snelson from eight yards out to give the Knights a 27-20 lead.

Auburn took over at their own 20-yard line with 6:58 left to play and a chance to even the score. Tigers quarterback Jarrett Stidham threw a pass that was intended for a cutting receiver for a short gain, but senior Chequan Burkett stepped in front to intercept the pass. The native of Montgomery, Ala., had no one in front of him and sprinted 45 yards to the end zone for the game-winning score.

Burkett, along with Shaquem Griffin and the UCF defense, gave the Tigers all they could handle. UCF racked up a season-high six sacks and 11 tackles for loss. UCF recorded a pair of takeaways. In addition to Burkett’s pick-six, A.J. Wooten set up the Knights’ first touchdown in the second quarter. The redshirt junior jarred the ball loose from Stidham, and it bounced into the hands of Tre Neal, which later led to an 18-yard scoring run for Milton.

### MCKENZIE FRENZY

- Milton was 16-of-35 for 242 and a pair of passing touchdowns and added a score on the ground, earning Chick-fil-A Peach Bowl Offensive MVP honors.
- After slow start in the first half, Milton was nearly unstoppable in the second half. He completed 13 of 18 passes for 212 yards.
- The sophomore led the team in rushing with a career-high 116 yards for 8.9 yards per carry. Milton now holds the UCF record for single-season rushing yards by a quarterback. The previous record was 566, set by Jeff Godfrey in 2010. Milton finished the season with 613.

UCF	0	13	7	14	-	34
Auburn	3	3	14	7	-	27

1st	07:01	AU	Carlson 25 yd field goal
2nd	11:11	UCF	Wright 33 yd field goal
	08:51	UCF	Milton 18 yd run (Wright kick)
	00:45	AU	Carlson 46 yd field goal
	00:00	UCF	Wright 45 yd field goal
3rd	14:05	AU	Hastings 26 yd pass from Stidham (Carlson kick)
	07:55	AU	Johnson 4 yd run (Carlson kick)
	01:30	UCF	Anderson 12 yd pass from Milton (Wright kick)
4th	11:36	UCF	Snelson 8 yd pass from Milton (Wright kick)
	05:56	UCF	Burket 45 yd interception return (Wright kick)
	04:12	AU	Stove 7 yd run (Carlson kick)

	UCF	AU
First Downs	20	28
Rushes-Yds	36-169	44-90
Passing Yds	242	331
Passes Comp.-Att.-Int.	16-35-0	28-43-2
Total Offense Plays-Yds	71-411	87-421
Fumble Returns-Yards	1-36	1-1
Punt Returns-Yards	1-1	1-10
Kickoff Returns-Yards	4-90	6-174
INT Returns-Yards-TD	2-45-1	0-0-0
Punts (Number-Avg)	5-40.2	5-39.2
Fumbles-Lost	2-1	1-1
Penalties-Yards	8-74	8-61

**RUSHING:** UCF-McKenzie Milton 13-116; Otis Anderson 11-38; Adrian Killins Jr. 10-28; Team 2-minus 13. Auburn-Kerryon Johnson 22-71; Kam Martin 6-24; Eli Stove 3-23; Devan Barrett 1-minus 3; Jarrett Stidham 12-minus 25.

**PASSING:** UCF-McKenzie Milton 16-35-0-242. Auburn-Jarrett Stidham 28-43-2-331.

**RECEIVING:** UCF-Tre’Quan Smith 5-89; Dredrick Snelson 4-39; Jordan Akins 2-56; Gabriel Davis 2-38; Otis Anderson 2-17; Adrian Killins Jr. 1-3. Auburn-Ryan Davis 8-47; Will Hastings 6-117; Darius Slayton 5-69; N. Craig-Myers 3-54; Chandler Cox 2-23; Marquis McClain 1-10; Kerryon Johnson 1-6; Devan Barrett 1-4; Eli Stove 1-1.

**INTERCEPTIONS:** UCF-Chequan Burkett 1-45; Antwan Collier 1-0. Auburn-None.

**FUMBLES:** UCF-Team 2-1. Auburn-Jarrett Stidham 1-1.

**Stadium:** Mercedes-Benz Stadium **Attendance:** 71,109



McKenzie Milton closed out his impressive sophomore season as the Offensive Most Valuable Player of the Peach Bowl, totaling 358 yards of total offense and three total touchdowns.



## 2019 PLAYSTATION FIESTA BOWL

LSU .....	40
UCF .....	32

January 1, 2019 | Glendale, Ariz. | State Farm Stadium



**GLENDALE, Ariz. (UCFKnights.com)** – Senior defensive lineman Titus Davis took a knee on the 35-yard-line, his silence only interrupted by teammates who approached to extend their hand or a hug.

Senior linebacker Pat Jasinski hugged quarterback McKenzie Milton and told him he loved him like a brother.

Senior punter Mac Loudermilk thanked a slew of teammates one by one before taking a moment for himself to stand near the end zone and soak up the scene before him as memories of the past five years brought tears to his eyes.

The No. 7 UCF football team didn't get the ride-off-into-the-sunset ending it was hoping for in its 40-32 loss to No. 11 LSU at Tuesday's PlayStation Fiesta Bowl.

But this journey was something they'll never forget.

"I wouldn't trade this for anything in the world. Do I wish this game would have come out a little bit differently? Yeah. It's bittersweet," Loudermilk said. "What I want is for people to know this team pushes through any adversity there is, no matter what it is. I hope we stir the pot for expansion. I hope we've opened some people's eyes that we play real ball, and we can play with anybody. There is no limit to this team. Orlando has a hometown team and I think the school is only going to skyrocket from here."

### The Streak that Knight Nation will Always Remember

The Knights' spectacular win streak came to an end after 25 games and a span of 745 days, dating to Aug. 31, 2017. The accomplishment will be listed in the NCAA record book among the longest win streaks ever recorded and marks the fourth-longest win streak this millennium (Miami, 34 – 2000-03; Florida State, 29 – 2012-14; Alabama, 26 – 2015-16).

During the last two years, the Knights won two War On I-4 rivalry matchups against USF. They bested four different nationally ranked opponents. They set an American Athletic Conference record for all-conference honorees in a single season. They welcomed ESPN's iconic show College GameDay to campus for the first time. They won two conference championships. They won the 2018 Chick-fil-A Peach Bowl and celebrated a national championship season.

And despite all that, those accomplishments will always fall second to the brotherhood and family they gained.

"I told the team in the locker room, 'You wipe y'all tears,'" linebacker Nate Evans said. "I know it's hard for some of these seniors, it's their last game. But football doesn't last forever. It's just a game. It's going to end. The memories that we have together as this UCF football team (are) going to last forever."

	LSU	10	14	10	6	-	40
UCF	14	7	3	8	-		32

1st	12:38	LSU	Tracy 24 yd field goal
	10:56	UCF	McCrae 25 yd run (Wright kick)
	06:39	UCF	Moore 93 yd interception return (Wright kick)
	01:27	LSU	Jefferson 22 yd pass from Burrow (Tracy kick)
2nd	12:59	LSU	Dillon 49 yd pass from Burrow (Tracy kick)
	07:11	LSU	Jefferson 33 yd pass from Burrow (Tracy kick)
	00:04	UCF	Davis 32 yd pass from Mack (Wright kick)
3rd	12:38	LSU	Chase 32 yd pass from Burrow (Tracy kick)
	05:18	LSU	Tracy 28 yd field goal
	03:01	UCF	Wright 37 yd field goal
4th	12:09	LSU	Tracy 28 yd field goal
	04:12	LSU	Tracy 26 yd field goal
	02:24	UCF	McGowan 2 yd run (Anderson pass from Mack)

	LSU	UCF
First Downs	32	17
Rushes-Yds	52-161	30-130
Passing Yds	394	120
Passes Comp.-Att.-Int.	21-34-1	12-31-1
Total Offense Plays-Yds	86-555	61-250
Fumble Returns-Yards	0-0	0-0
Punt Returns-Yards	2-1	0-0
Kickoff Returns-Yards	3-110	1-6
INT Returns-Yards-TD	1-1-0	1-93-1
Punts (Number-Avg)	3-36.0	6-49.5
Fumbles-Lost	1-1	1-1
Penalties-Yards	14-145	12-104

**RUSHING:** LSU-Brossette 29-117; Helaire 10-32; Burrow 9-24; Jefferson 1-minus 5. UCF-McCrae 10-81; Anderson 3-23; Killins 3-17; Williams 1-6; McGowan 2-6; Mack 11-minus 3.

**PASSING:** LSU-Burrow 21-34-1-394. UCF-Mack 11-30-1-97; Williams 1-1-0-23.


**RECEIVING:** LSU-Chase 6-93; Jefferson 4-87; Sullivan 3-76; Helaire 3-25; Dillon 2-86; Moreau 2-22; Brossette 1-5. UCF-Davis 3-59; Colubiale 3-20; Snelson 2-24; Killins 2-minus 8; Mack 1-23; McCrae 1-2.

**INTERCEPTIONS:** LSU-Stevens 1-1. UCF-Moore 1-93-1.

**FUMBLES:** LSU-Jefferson 1-1. UCF-Mack 1-1.

**Stadium:** State Farm Stadium      **Attendance:** 57,246

Greg McCrae gave the Knights their first touchdown of the 2019 PlayStation Fiesta Bowl, one of his 10 rushing scores on the season. As a sophomore, McCrae rushed for 1,182 yards on the ground.





## 2019 BAD BOY MOWERS GASPARILLA BOWL

UCF .....	48
MARSHALL .....	25

December 23, 2019 | Tampa, Fla. | Raymond James Stadium



**TAMPA** – After nearly a month off from playing, the UCF football team got things started quickly on Monday afternoon, scoring 21 points in the first eight minutes on the way to 48-25 victory over Marshall at the 2019 Bad Boy Mowers Gasparilla Bowl at Raymond James Stadium.

Two of the Knights' (10-3) first three scores came from the defense, as Richie Grant snagged his first pick of the season and returned it 39 yards for a touchdown on the third play from scrimmage.

After punts from both teams, freshman Dillon Gabriel led a 6-play, 65-yard drive that culminated with a 26-yard Greg McCrae touchdown to put the Knights up 14-0 less than six minutes into the game.

Marshall (8-5) then began a drive at its own 21-yard line and advanced it to UCF's 40-yard line, before the Knights defense struck again. Tre'Mon Morris-Brash knocked down a backwards pass and picked it up to record the first forced fumble and the first fumble recovery of his career. Better than that, he then ran 55 yards to the end zone to give his team a 21-0 advantage it never looked back from.

A penalty-riddled, defensive-minded second quarter came and went with the Knights going into the locker room with a 24-7 lead.

The offense took its turn after the break, as the two teams totaled 39 combined points in the third quarter. Following the hour-long period, UCF found itself leading 45-25.

Gabriel, who was named the game's Most Valuable Player after the win, hit Otis Anderson on a 4th-and-7 screen pass that went 35 yards to paydirt to get things started in the quarter. Gabriel also rushed for a score and connected with Marlon Williams on a 75-yard score down the sideline to give the Knights a 45-25 lead heading into the final frame.

The Knights' offense controlled the clock and the defense kept the Herd at bay in the fourth quarter. Dylan Barnas's second field goal of the game, at the 9:01 mark, was the lone score of the period, and UCF left Tampa with the 48-25 victory over its former rival.

The Knights' 586 yards of total offense and 310 yards rushing both marked program records in a bowl game, while the 48 points were just four points shy of the 52 scored against Baylor in the 2014 Tostitos Fiesta Bowl.

The defense totaled five turnovers on the day, another UCF bowl-game record.

The game's MVP, Gabriel finished the day 14-of-24 for 260 yards passing with two touchdowns and no interceptions. The true freshman also added a score on the ground.

UCF finished the 2019 season at 10-3, the program's third straight 10-win season, a first for UCF.

	UCF	21	3	21	3	48
Marshall		0	7	18	0	25
1st	14:04	UCF	Grant 39 yd interception return (Barnas kick)			
	09:12	UCF	McCrae 26 yd run (Barnas kick)			
	07:00	UCF	Morris-Brash 55 yd fumble return (Barnas kick)			
2nd	12:28	MAR	Abraham 75 yd interception return (Rohrwasser kick)			
	00:00	UCF	Barnas 36 yd field goal			
3rd	12:50	UCF	Anderson 35 yd pass from Gabriel (Barnas kick)			
	09:33	MAR	Green 3 yd run (Rohrwasser kick)			
	07:10	UCF	Gabriel 3 yd run (Barnas kick)			
	06:51	MAR	Johnson 70 yd pass from Green (Obialo from Green)			
	06:39	UCF	Williams 75 yd pass from Gabriel (Barnas kick)			
	01:08	MAR	Rohrwasser 50 yd field goal			
4th	09:01	UCF	Barnas 30 yd field goal			

	UCF	MAR
First Downs	25	19
Rushes-Yds	47-310	44-167
Passing Yds	277	194
Passes Comp.-Att.-Int.	17-31-1	11-25-2
Total Offense Plays-Yds	78-587	69-361
Fumble Returns-Yards-TD	1-55-1	0-0-0
Punt Returns-Yards	3-24	1-22
Kickoff Returns-Yards	0-0	6-138
INT Returns-Yards-TD	2-73-1	1-75-1
Punts (Number-Avg)	4-39.5	4-41.8
Fumbles-Lost	2-0	4-3
Penalties-Yards	10-93	8-67

**RUSHING:** UCF-McCrae 14-80; Thompson 9-74; Anderson 9-61; Mack Jr. 7-58; Coles 2-40; Evans 2-10; Gabriel 3-1. MAR-Knox 26-103; Johnson 1-25; Gaines 3-19; Green 10-19; Thomson 3-6; Keaton 1-minus 5.

**PASSING:** UCF-Gabriel 14-24-0-260; Mack Jr. 3-7-1-17. MAR-Green 9-23-2-173; Thomson 2-2-0-21.

**RECEIVING:** UCF-Williams 7-132; 5-69; Nixon 2-54; McCrae 2-18; Benkel 1-4. MAR-Obialo 4-45; Levias 3-67; Gaines 3-12; Johnson 1-70.

**INTERCEPTIONS:** UCF-Grant 1-39; Collier 1-34. MAR-Abraham 1-75.

**FUMBLES:** UCF- Team 1-0; Williams 1-0. MAR-Levias 1-1; Green 1-0; Knox 1-1; Keaton 1-1.

**Stadium:** Raymond James Stadium **Attendance:** 33,539





## 2020 ROOFCLAIM.COM BOCA RATON BOWL

UCF.....	23
BYU.....	49

December 22, 2020 | Boca Raton, Fla. | FAU Stadium



**BOCA RATON, Fla.** - The UCF football team closed out the 2020 season at the RoofClaim.com Boca Raton Bowl, falling to 13th-ranked BYU by a score of 49-23 Tuesday evening at FAU Stadium in Boca Raton.

The Knights concluded the campaign with a record of 6-4, marking the winningest four-season span and winningest five-season span in program history, dating back to 2017 and 2016, respectively.

BYU (11-1) scored the first 21 points of the game and never looked back, leading 35-10 at halftime and 49-17 after three quarters of play.

Cougars quarterback Zach Wilson was 26-of-34 for 425 yards with three touchdowns through the air. He also ran for two scores on five rushes for 12 yards on the ground. Tyler Allgeier led the BYU ground attack with 19 rushes for 173 yards and a touchdown.

For UCF, quarterback Dillon Gabriel went 21-of-45 for 217 yards and threw two touchdown passes, one to Jaylon Robinson and one to Jacob Harris. Greg McCrae rushed 18 times for 77 yards and a score on the ground.

Jermaine McMillian led a depleted UCF defense with a career-high 11 total tackles, while Tatum Bethune had five tackles and a sack.

Tuesday marked the fifth consecutive season that the Knights have played in a bowl game, the first such stretch in program history.



*Jacob Harris caught four passes for 67 yards and a touchdown, his eighth of his senior season. The former walk-on turned his impressive season into a shot at the pros when he was selected in the fourth round of the NFL Draft by the Los Angeles Rams.*

	UCF	0	10	7	6	23
BYU	21	14	14	0		49

1st	13:11	BYU	Wilson 15 yd run (Oldroyd kick)
	11:10	BYU	Rex 36 yd pass from Wilson (Oldroyd kick)
	00:25	BYU	Wilson 4 yd run (Oldroyd kick)
2nd	10:11	UCF	McCrae 5 yd run (Obarski kick)
	07:11	BYU	Rex 27 yd pass from Wilson (Oldroyd kick)
	03:31	BYU	Pau'u 35 yd pass from Wilson (Oldroyd kick)
	00:19	UCF	Obarski 35 yd field goal
3rd	13:11	BYU	Allgeier 39 yd run (Oldroyd kick)
	09:31	BYU	Romney 6 yd run (Oldroyd kick)
	00:05	UCF	Harris 21 yd pass from Gabriel (Obarski kick)
4th	07:53	UCF	Robinson 9 yd pass from Gabriel (Gabriel pass failed)

	UCF	BYU
First Downs	28	34
Rushes-Yds	43-194	38-214
Passing Yds	217	441
Passes Comp.-Att.-Int.	21-45-0	27-35-0
Total Offense Plays-Yds	88-411	73-655
Fumble Returns-Yards-TD	0-0	0-0
Punt Returns-Yards	1-0	1-10
Kickoff Returns-Yards	3-54	3-68
INT Returns-Yards-TD	0-0	0-0
Punts (Number-Avg)	5-40.8	1-47.0
Fumbles-Lost	0-0	0-0
Penalties-Yards	7-54	5-55

**RUSHING:** UCF-McCrae 18-77; Anderson 16-73; Gabriel 6-31; Thompson 3-13. BYU-Allgeier 19-173; Katoa 7-21; Wilson 5-12; Milne 1-7; Romney 2-6.  
**PASSING:** UCF-Gabriel 21-45-0-217. BYU-Wilson 26-34-0-425; Pau'u 1-1-0-16.  
**RECEIVING:** UCF-Nixon 5-48; Harris 4-67; Robinson 4-44; Credle 2-22; McCrae 2-13; Anderson 2-11; O'Keefe 1-8; Hescocock 1-4. BYU-Milne 7-70; Rex 5-96; Pau'u 5-86; Katoa 4-90; Allgeier 3-60; Wilson 1-16; Romney 1-12; Jackson 1-11.  
**INTERCEPTIONS:** UCF-None. BYU-None.  
**FUMBLES:** UCF-None. BYU-None.  
**Stadium:** FAU Stadium    **Attendance:** 6,000



## 2021 UNION HOME MORTGAGE GASPARILLA BOWL

UCF.....	29
FLORIDA.....	17

December 23, 2021 | Tampa, Fla. | Raymond James Stadium

**TAMPA** – It marked UCF’s 50th win in the last five seasons. That’s 11 more than any other team in the state of Florida during that span, including the Gators. The Knights added to that Sunshine State dominance on Thursday, defeating Florida 29-17 in the 2021 Union Home Mortgage Gasparilla Bowl at a full-capacity Raymond James Stadium.

It’s UCF’s third bowl victory since 2017, which is also the most of any team in the state. And this is all before the Knights begin play in the Big 12 Conference, which could begin as early as the 2023 season.

In head coach Gus Malzahn’s first season at UCF, he overcame many injuries to key players, and one of his own – a broken bone in his leg suffered late in the regular season – while leading his squad to nine wins with a true freshman at quarterback.

Keene went 7-3 as a starter for the Knights, finishing an efficient 14-of-22 for 144 yards and 54-yard touchdown pass to the game’s Most Valuable Player, Ryan O’Keefe.

O’Keefe finished with seven receptions for 85 yards and the one score, while also rushing for 110 yards on four carries and totaled a Gasparilla Bowl record 251 all-purpose yards with a pair of kick returns for 56 yards.

He, running back Isaiah Bowser, and a stout defense carried the Knights to victory.

Bowser, who missed plenty of time this season due to injuries, returned in fine form, carrying the ball a career-high and Gasparilla Bowl record 35 times for 155 yards and two touchdowns. The Knight leaned on the senior back in the second half, giving him the ball 23 times, which led to 116 yards as UCF put the game away.

UCF outscored the Gators 20-7 in the second half and didn’t allow Florida to score after a third-quarter touchdown that gave the Blue and Orange a 17-16 lead. The Knights held the Gators scoreless for almost 23 minutes to end the game.

The Knights had a pair of sacks from Cam Goode and Jeremiah Jean-Baptiste and a trio of pass breakups from Davonte Brown to help keep Florida at bay in the second half.

Special teams did its part too, led by Daniel Obarski’s three made field goals. The kicker hit from 34 yards, 21 yards, and 33 yards to tie the UCF record for most field goals made in a game.

The Knights finished the season 9-4, recording nine or more wins for the fourth time in the last five seasons, and have a whole lot of momentum heading into the offseason.



SCORE BY QUARTERS					
Team	1st	2nd	3rd	4th	Total
UCF	0	9	17	3	29
Florida	7	3	7	0	17

SCORING SUMMARY					
Qtr	Time	Scoring Play		V-H	
1st	01:22	UFL - #27 D.Pierce 2 yd rush (#71 C.Howard kick), 9-58, 03:50			0-7
2nd	12:29	UCF - #5 I.Bowser 3 yd rush (#68 J.Hancock pass from #13 A.Brito failed), 10-74, 03:47			6-7
2nd	08:16	UCF - #98 D.Obarski 34 yd FG, 9-49, 04:08			9-7
2nd	01:36	UFL - #71 C.Howard 28 yd FG, 12-64, 04:34			9-10
3rd	10:00	UCF - #5 I.Bowser 4 yd rush (#68 D.Obarski kick), 3-79, 01:05			16-10
3rd	07:57	UFL - #20 M.Davis 19 yd rush (#71 C.Howard kick), 6-82, 01:59			16-17
3rd	03:04	UCF - #98 D.Obarski 21 yd FG, 12-55, 04:50			19-17
3rd	01:08	UCF - #4 R.O'Keefe 54 yd pass from #16 M.Keene (#98 D.Obarski kick), 1-54, 00:08			26-17
4th	02:41	UCF - #98 D.Obarski 33 yd FG, 9-57, 05:16			29-17

	UCF	UF
First Downs	20	19
Rushes-Yds	50-288	30-205
Passing Yds	148	171
Passes Comp.-Att.-Int.	15-25-0	14-37-0
Total Offense Plays-Yds	75-436	67-376
Fumble Returns-Yards-TD	0-0	0-0
Punt Returns-Yards	2-13	3-24
Kickoff Returns-Yards	2-56	5-109
INT Returns-Yards-TD	0-0	0-0
Punts (Number-Avg)	5-41.6	6-44.7
Fumbles-Lost	0-0	0-0
Penalties-Yards	4-42	8-85

**RUSHING:** UCF-Bowser 35-155-2, O’Keefe 4-110-0, Richardson 3-40-0. UF-Davis 7-86-1, Jones 10-62-0, Pierce 13-57-1.

**PASSING:** UCF-Keene 14-22-144-1. UF-Jones 14-36-171-0

**RECEIVING:** UCF-O’Keefe 7-85-1, Richardson 3-29-0, Holler 2-14-0, Mokiao-Atimatala 2-11-0. UF-Shorter 3-54-0, Wells 3-41-0, Copeland 2-35-0, Whittemore 3-22-0, Gamble 1-15-0, Henderson 1-5-0

**INTERCEPTIONS:** UCF-None. UF-None.

**FUMBLES:** UCF-None. UF-None.

**Stadium:** Raymond James Stadium    **Attendance:** 63,669



Isaiah Bowser rushed 35 times, which tied the UCF record in a bowl game, set a new Gasparilla Bowl record and was a career high for the senior. He had 155 yards and two touchdowns, his first since Oct. 30 against Temple. He finished the year with nine touchdowns on the ground.

## 2022 MILITARY BOWL PRESENTED BY PERATON

UCF .....	13
DUKE .....	30

December 28, 2022 | Annapolis, Md. | Navy-Marine Corps Memorial Stadium

**ANNAPOLIS, Md.** – In its first appearance in the Military Bowl presented by Peraton, the UCF football team was defeated by Duke as the Blue Devils earned a 30-13 victory Wednesday afternoon at Navy-Marine Corps Memorial Stadium.

The Knights came up short of achieving their ninth 10-win season in program history, as UCF finishes the 2022 season with a 9-5 overall record while Duke concludes its campaign with a 9-4 mark.

“First of all, congratulations to Duke. They played extremely well and deserved to win the game,” said Knights head coach Gus Malzahn. “Obviously, we’re disappointed for our seniors that we couldn’t send them out with a win. They’ve done such a good job for our program, so it’s disappointing.

“The positive from this game is that we were able to play a lot of young guys and they competed. They’re going to be really, really good football players and this is great experience for them.”

Missing some key players, UCF held Duke to just seven points in the opening period as the teams were knotted at 7-7 following the first quarter of play. Duke struck first after a 14-yard touchdown run from Jaquez Moore, but UCF answered on its next drive with a 14-play drive that amassed 75 yards, ending with a one-yard TD run from running back Isaiah Bowser.

Following a pair of field goals and TD run from the Blue Devils quarterback Riley Leonard, Duke led 20-7 at halftime. It was just the fourth time this season that the Knights have trailed at the intermission. Thanks to a couple of long drives by the Blue Devils, UCF had just two possessions in the third quarter and was unable to turn either into points.

“When you look at the game, time of possession was very lopsided most of the game,” Malzahn added. “When we had a good drive, we fumbled and the momentum kind of left us. We weren’t very good on third downs, and we knew we had to be good on third downs against these guys and we were unable to do that.”

UCF’s defense keep the Knights in it late, as Duke punted on three consecutive drives to keep UCF within striking distance. Bowser found the end zone for the second time on the day with 9:03 remaining in the fourth quarter to make it 23-13. The score was Bowser’s 16th rushing touchdown of the season to move into second in program history for rushing TDs in a single season behind Kevin Smith, who owns the record with 29 during the 2007 season.

For just the second time this year, UCF’s offense was held to fewer than 330 yards of total offense. Quarterback John Rhys Plumlee was 21-34 for 182 yards passing and Bowser recorded 11 carries for 39 yards with a pair of scores.

Defensively, Koby Perry led the way for UCF with 10 tackles while Walter Yates tallied nine. Linebacker Jason Johnson logged seven stops in the contest to finish the season with 126 tackles, the ninth most in a single season in program history and the most by a player since 2002.



UCF	7	0	0	6	13
Duke	7	13	3	7	30

1st	Duke	J. Moore 14 yd rush (T. Pelino kick)
	UCF	I. Bowser 1 yd rush (C. Boomer kick)
2nd	Duke	T. Pelino 22 yd FG
	Duke	R. Leonard 1 yd rush (T. Pelino kick)
	Duke	T. Pelino 48 yd FG
3rd	Duke	T. Pelino 38 yd FG
4th	UCF	I. Bowser 2 yd rush (I. Bowser pass from J. Plumlee failed)
	Duke	R. Leonard 3 yd rush (T. Pelino kick)

	UCF	Duke
First Downs	21	22
Rushes-Yds	36-128	40-177
Passing Yds	198	173
Passes Comp.-Att.-Int.	22-35-1	19-29-0
Total Offense Plays-Yds	71-326	69-350
Fumble Returns-Yards-TD	0-0	1-0
Punt Returns-Yards	0-0	0-0
Kickoff Returns-Yards	0-0	0-0
INT Returns-Yards-TD	0-0	1-0
Punts (Number-Avg)	4-47.2	4-42.8
Fumbles-Lost	3-1	0-0
Penalties-Yards	3-27	1-5

**RUSHING:** UCF-Bowser 11-39; Richardson 3-30; 6-29; Plumlee 14-21; Townsend 2-9. Duke-Leonard 10-63; Coleman 7-53; Ja. Moore 12-43; T. Moore 6-16; Waters 3-5.

**PASSING:** UCF-Plumlee 21-34-1-182; Harvey 1-1-0-16. Duke-Leonard 19-28-0-173

**RECEIVING:** UCF-Townsend 2-25; Hudson 5-63; Harvey 3-25; Baker 2-49; Holler 2-18; Richardson 2-2; Plumlee 1-16. Duke-Calhoun 6-62; Hagans 4-32; Jo. Moore 3-13; Pancol 2-12; Ja. Moore 1-32; Finney 1-12; T. Moore 1-8; Coleman 1-2.

**INTERCEPTIONS:** UCF-None. Duke-Rivers 1-0.

**FUMBLES:** UCF-None. Duke-Joiner 1-1; Johnson 1-0; Smith 1-0.

**Stadium:** Navy-Marine Corps Memorial Stadium  
**Attendance:** 17,974



**Safety**  
**Koby Perry**



## BOWL RECORDS

### team records

#### First Downs

UCF	33	2012 Beef 'O'Brady's
Opponent	34	2020 Boca Raton

#### Rushing Attempts

UCF	50	2021 Gasparilla
	47	2007 Liberty
Opponent	47	2019 Gasparilla
	52	2019 Fiesta

#### Rushing Yards

UCF	310	2019 Gasparilla
Opponent	369	2005 Hawai'i

#### Pass Attempts

UCF	53	2014 St. Petersburg
Opponent	47	2014 Fiesta

#### Pass Completions

UCF	26	2016 Cure
Opponent	30	2014 Fiesta

#### Completion Percentage

UCF	66.7	2012 Beef 'O'Brady's
Opponent	77.1	2020 Boca Raton

#### Passing Yards

UCF	301	2005 Hawai'i
	301	2014 Fiesta
Opponent	441	2020 Boca Raton

#### Passes Had Intercepted

UCF	3	2007 Liberty
Opponent	2	2010 Liberty
	2	2018 Peach
	2	2019 Gasparilla

#### Touchdown Passes

UCF	3	2005 Hawai'i
	3	2012 Beef 'O'Brady's
	3	2014 St. Petersburg
	3	2014 Fiesta
Opponent	4	2019 Fiesta

#### Total Offense Attempts

UCF	88	2020 Boca Raton
Opponent	87	2018 Peach

#### Total Offense Yards

UCF	587	2019 Gasparilla
Opponent	655	2020 Boca Raton

#### Fumbles Lost

UCF	3	2016 Cure
Opponent	3	2019 Gasparilla

#### Total Turnovers

UCF	4	2008 Liberty
Opponent	5	2019 Gasparilla

### individual records

#### Rushing

Rushing Attempts	35	2021 Gasparilla
		Isaiah Bowser vs. Florida
	35	2007 Liberty
		Kevin Smith vs. Mississippi State
Rushing Yards	202	2005 Hawai'i
		Kevin Smith vs. Nevada
Yards Per Rush	8.9	2018 Peach
		McKenzie Milton vs. Auburn
Rushing TDs	3	2005 Hawai'i
		Kevin Smith vs. Nevada
	3	2014 Fiesta
		Storm Johnson vs. Baylor
Longest Rush	78	2005 Hawai'i
		Kevin Smith vs. Nevada

#### Passing

Pass Attempts	53	2014 St. Petersburg
		Justin Holman vs. NC State
Pass Completions	23	2014 St. Petersburg
		Justin Holman vs. NC State
Comp. Percentage	66.7	2012 Beef 'O'Brady's
		Blake Bortles vs. Ball State
Passing Yards	301	2005 Hawai'i
		Steven Moffett vs. Nevada
	301	2014 Fiesta
		Blake Bortles vs. Baylor
Yards Per Attempt	10.8	2019 Gasparilla
		Dillon Gabriel vs. Marshall
Yards Per Comp.	18.5	2019 Gasparilla
		Dillon Gabriel vs. Marshall
Passes Intercepted	3	2007 Liberty
		Kyle Israel vs. Mississippi State
Touchdown Passes	3	2005 Hawai'i
		Steven Moffett vs. Nevada
	3	2012 Beef 'O'Brady's
		Blake Bortles vs. Ball State
	3	2014 St. Petersburg
		Justin Holman vs. NC State

#### Receiving

Receptions	11	2005 Hawai'i
		Brandon Marshall vs. Nevada
Receiving Yards	210	2005 Hawai'i
		Brandon Marshall vs. Nevada
TD Receptions	3	2005 Hawai'i
		Brandon Marshall vs. Nevada
	3	2014 St. Petersburg
		Josh Reese vs. NC State
Longest Reception	75	2019 Gasparilla
		Marlon Williams/Dillon Gabriel vs. Marshall

#### Total Offense

Attempts	62	2014 St. Petersburg
		Justin Holman vs. NC State
Yards	394	2014 Fiesta
		Blake Bortles vs. Baylor

#### Scoring

Points	18	2005 Hawai'i
		Brandon Marshall vs. Nevada
	18	2005 Hawai'i
		Kevin Smith vs. Nevada
	18	2012 Beef 'O'Brady's
		Latavius Murray vs. Ball State
	18	2014 Fiesta
		Storm Johnson vs. Baylor
	18	2014 St. Petersburg
		Josh Reese vs. NC State
Touchdowns	3	2005 Hawai'i
		Brandon Marshall vs. Nevada
	3	2005 Hawai'i
		Kevin Smith vs. Nevada
	3	2012 Beef 'O'Brady's
		Latavius Murray vs. Ball State
	3	2014 Fiesta
		Storm Johnson vs. Baylor
	3	2014 St. Petersburg
		Josh Reese vs. NC State
Kicking points	12	2005 Hawai'i
		Matt Prater vs. Nevada
	12	2019 Gasparilla
		Dylan Barnas vs. Marshall
Extra Points	7	2014 Fiesta
		Shawn Moffitt vs. Baylor
Field Goals	3	2021 Gasparilla
		Daniel Obarski vs. Florida
	3	2005 Hawai'i
		Matt Prater vs. Nevada
Longest FG	46	2005 Hawai'i
		Matt Prater vs. Nevada

#### Tackles

Total Tackles	14	2014 Fiesta
		Terrance Plummer vs. Baylor
	14	2014 St. Petersburg
		Clayton Geathers vs. NC State
	14	2016 Cure
		Demeitre Brim vs. Arkansas State
Solo Tackles	9	2005 Hawai'i
		Johnell Neal vs. Nevada
Assisted Tackles	12	2016 Cure
		Demeitre Brim vs. Arkansas State

#### Interceptions

Interceptions	1	11 players
Yards	93	2019 Fiesta
		Brandon Moore vs. LSU
Long	93	2019 Fiesta
		Brandon Moore vs. LSU

#### Punt Returns

Returns	6	2007 Liberty
		Joe Burnett vs. Mississippi State
Return Yards	54	2007 Liberty
		Joe Burnett vs. Mississippi State
Longest Return	21	2007 Liberty
		Joe Burnett vs. Mississippi State

#### Kickoff Returns

Returns	6	2009 St. Petersburg
		Quincy McDuffie vs. Rutgers
Return Yards	171	2009 St. Petersburg
		Quincy McDuffie vs. Rutgers
Longest Return	65	2009 St. Petersburg
		Quincy McDuffie vs. Rutgers

#### Punting

Punts	10	2016 Cure
		Caleb Houston vs. Arkansas State
Punt Average	49.5	2019 Fiesta
		Mac Loudermilk vs. LSU
Longest Punt	60	2022 Military
		Mitch McCarthy vs. Duke

### opponent records

Rushing Yards	178	2005 Hawai'i
		B.J. Mitchell, Nevada
Rushing TDs	3	2005 Hawai'i
		Robert Hubbard, Nevada
	3	2014 Fiesta
		Bryce Petty, Baylor
Passing Comp.	30	2014 Fiesta
		Bryce Petty, Baylor
Passing Yards	425	2020 Boca Raton
		Zach Wilson, BYU
Passing TDs	4	2019 Fiesta
		Joe Burrow, LSU
Receptions	11	2005 Hawai'i
		Caleb Spencer, Nevada
Receiving Yards	127	2016 Cure
		Kendall Sanders, Arkansas State
Receiving TDs	3	2016 Cure
		Kendall Sanders, Arkansas State
Total Offense	437	2020 Boca Raton
		Zach Wilson, BYU
Kicking Points	16	2019 Fiesta
		Cole Tracy, LSU
Punt Return Yards	47	2016 Cure
		Blaise Taylor, Arkansas State
Kick Return Yards	174	2018 Peach
		Noah Igbingoghene, Auburn
Punt Average	44.7	2021 Gasparilla
		Jeremy Crenshaw, Florida