



# KNIGHTS

MEN'S BASKETBALL



GAME 18 | TUESDAY, JANUARY 23, 2024 | 7 P.M.

<b>11-6</b> OVERALL	<b>2-3</b> BIG 12	<b>67</b> NET RANKING	UCF	vs.	WV	<b>7-11</b> OVERALL	<b>2-3</b> BIG 12	<b>153</b> NET RANKING
<b>Johnny Dawkins</b> HEAD COACH / DUKE, 1986	<b>142-93</b> AT UCF, 8TH SEASON	<b>298-208</b> OVERALL, 16TH SEASON				<b>Josh Eilert</b> HEAD COACH / KANSAS ST., 2004	<b>7-11</b> AT WEST VIRGINIA, 1ST SEASON	<b>7-11</b> OVERALL, 1ST SEASON
<b>UCF KNIGHTS</b> ESPN BPI - 55    KenPom - 72			<b>Orlando, Fla.</b> Addition Financial Arena (10,000)			<b>WEST VIRGINIA MOUNTAINEERS</b> ESPN BPI - 142    KenPom - 132		

### SCHEDULE & RESULTS

Overall Record: 11-6

Big 12 Conference: 2-3 | Non-Conference: 9-3  
Home: 8-3 | Away: 1-3 | Neutral: 2-0

Nov. 6	<b>FIU</b>	ESPN+	W, 85-62
Nov. 10	at #13/13 Miami	ACCNX	L, 88-72
Nov. 16	<b>Cal St. Fullerton</b>	ESPN+	W, 72-44
Nov. 19	vs. South Dakota State*	PassThaBall Live	W, 83-80
Nov. 20	vs. Charlotte*	PassThaBall Live	W, 74-71 (OT)
Nov. 26	<b>Stetson</b>	ESPN+	L, 85-82
Dec. 2	<b>Lipscomb</b>	ESPN+	W, 72-57
Dec. 6	<b>Jacksonville</b>	ESPN+	W, 94-52
Dec. 10	<b>Ole Miss</b>	ESPN+	L, 70-68
Dec. 18	<b>Maine</b>	ESPN+	W, 74-51
Dec. 21	<b>Florida A&amp;M</b>	ESPN+	W, 69-56
Dec. 29	<b>Bethune-Cookman</b>	ESPN+	W, 98-54
Jan. 6	at Kansas State*	ESPN2	L, 77-52
Jan. 10	<b>#3/3 Kansas*</b>	ESPN+	W, 65-60
Jan. 13	<b>#18/17 BYU*</b>	ESPN+	L, 63-58
Jan. 17	at Texas*	Longhorn Network	W, 77-71
Jan. 20	at #5/5 Houston*	ESPN+	L, 57-42
Jan. 23	<b>West Virginia*</b>	ESPN+	7 p.m.
Jan. 27	at Cincinnati*	ESPN+	7 p.m.
Jan. 31	<b>#15/14 Baylor*</b>	ESPN+	7 p.m.
Feb. 3	<b>#11/13 Oklahoma*</b>	ESPN+	4 p.m.
Feb. 10	at #20/21 Texas Tech*	ESPN+	4 p.m.
Feb. 13	at #21/19 BYU*	ESPN+	9 p.m.
Feb. 17	<b>Cincinnati*</b>	ESPN+	4 p.m.
Feb. 20	at West Virginia*	ESPN2/ESPN	7 p.m.
Feb. 24	<b>#20/21 Texas Tech*</b>	ESPN+	4 p.m.
Feb. 28	at Oklahoma State*	ESPN+	8 p.m.
Mar. 2	<b>#23/18 Iowa State*</b>	ESPN+	4 p.m.
Mar. 6	<b>#4/4 Houston*</b>	ESPN+	7 p.m.
Mar. 9	at TCU*	ESPN+	5 p.m.
Mar. 12-16	2024 Phillips 66 Big 12 Men's Basketball Championship		

\* - Jacksonville Classic - hosted in St. Augustine, Fla.  
 \* - Big 12 Conference contest  
 Home games are in **bold**  
 Rankings listed are AP/Coaches polls  
 All times Eastern

### SOCIAL KNIGHTS

- Twitter/X ..... @UCF\_MBB
- Instagram ..... @UCF.MBB
- Facebook ..... /UCFMensBasketball
- UCF Athletics (Twitter/X) ..... @UCFKnights
- Hashtags ..... #ChargeOn
- Website ..... www.ucfknight.com

### BROADCAST INFORMATION

Media	Channel	PxP	Analyst
TV	Big 12 Now on ESPN+	Pete Sousa	B.J. Taylor
Radio	FM 96.9 The Game	Marc Daniels	Taylor Young

### SERIES AT A GLANCE

Overall	West Virginia leads 1-0
In Orlando	First Meeting
Last Meeting	Nov. 24, 2017: West Virginia won 83-45

### UCFACTS - KNIGHT NOTES

**TAKING DOWN TEXAS**

- The Knights earned their first Big 12 road league win with a 77-71 win at Texas, one that saw the Knights come from down 12 at halftime, 15 in the second half, and 16 in the first. The 12 point deficit was the most UCF had trailed by at halftime this season, and the 44 points allowed in the first half was the most UCF had allowed to an opponent in the first half this season.
- UCF finished the game with a 31-12 run over the final 12 minutes, including a 10-0 run in a two-minute span to help mount the comeback. The Knights finished the game with their highest field goal percentage in a game this season with at 50.9%.
- Led by Jaylin Sellers' 24 points, the Knights had a total of five players score double digit points for the second time this season. Shemarri Allen had 17, Darius Johnson had 11 while C.J. Walker and Omar Payne had 10 each.
- The Knights only led for 3:31 of the game, but found a way to win in the end, taking the lead for the final time at 69-68.

**COMEBACK KIDS**

- UCF's two wins in Big 12 Conference play have been via the comeback, trailing by 16 to both No. 3 Kansas and Texas.
- The Knights have led for a total of 19:53 in their four halves of winning ball games, leading Kansas at home for a total of 16:22 and Texas for 3:31 on the road. There were a total of nine lead changes in the two games UCF has won in Big 12 play.
- To this point, UCF has not led at halftime in any of their Big 12 games and have trailed by double-digits at some point during each contest, but have come back to erase two of those and nearly a third, pulling within a point late against BYU.
- The Knights shot 46.4% in the second half compared to 32.0% in the first, a 14.4% difference, in their first four Big 12 games

**FILLING ADDITION FINANCIAL**

- UCF's Big 12 Conference home opener against Kansas was a sellout, just the second in the arena's history for a UCF men's basketball game. The other occurrence was during the 2017 NIT when UCF hosted Illinois in front of 10,011.
- The Knights' game vs. the Jayhawks was announced as a sellout on Dec. 5, 2023 and was the third-highest attended game in the arena's history, at 9,469 fans. Just days later, 9,137 fans filled the stands vs. BYU, the ninth-highest attended game.

**IBRAHIMA IS HIM**

- Ibrahima Diallo has been a key piece to both sides of the ball for UCF all season, but made an even bigger impact during UCF's first homestand in the Big 12, making his first two starts.
- His first two starts saw him average 12.0 points and 12.0 rebounds, including an 11-point, 19-rebound double-double. The 19 boards were a career high and registered as a tie for ninth place on UCF's single-game rebounds list.
- Diallo is the only player in the Big 12 to average two blocks per game or better. (See "Big 12 Block Party" note for more.)

**BIG 12 BLOCK PARTY**

- As a team, UCF is approaching a top-10 national ranking in blocks per game, currently sitting 15th with 5.5 per game.
- According to KenPom, the Knights rank third in the nation in block percentage with a mark of 16.2%, which is the amount of blocked shots divided by the amount of two-point attempts an opponent takes.
- Ibrahima Diallo is currently averaging 2.00 blocks per game which stands as the top mark in the Big 12 and 29th nationally. He retook the conference's blocks per game lead on Jan. 2 after leading the league from Nov. 17-Dec. 29. Diallo has led the Knights in blocked shots in 11 games thus far and has five games with three or more blocks.
- Diallo is ranked as KenPom's No. 4 player in block percentage with a clip of 12.9%. He boasts six games with three+ blocks.
- Omar Payne has averaged 1.35 blocks per game, a mark that ranks eighth in the Big 12 with 23 total blocks. He has two games with three blocks, including UCF's conference opener at Kansas State on 1/6/24.

### LAST GAME'S STARTING FIVE

	<b>3 Darius Johnson</b>	GP-GS	Pts.	Reb.	Ast.	FG%	3P%	FT%
JR-6	Has made 46% of his three-pointers in last 11 games (25-for-54)	17-16	13.5	2.9	3.5	.408	.386	.787
	<b>24 Jaylin Sellers</b>	GP-GS	Pts.	Reb.	Ast.	FG%	3P%	FT%
JR-6	Earned fifth 20+ point game of season with 24 at Texas	17-16	17.1	4.4	1.0	.429	.260	.856
	<b>2 Shemarri Allen</b>	GP-GS	Pts.	Reb.	Ast.	FG%	3P%	FT%
5TH-6	Recorded season-highs in points (17) and assists (7) at Texas	17-16	7.5	4.1	2.5	.381	.233	.615
	<b>21 C.J. Walker</b>	GP-GS	Pts.	Reb.	Ast.	FG%	3P%	FT%
5TH-6	Tallied 10 points and collected a team-high nine rebounds at Texas	7-4	7.0	4.9	0.6	.333	.167	.650
	<b>11 Ibrahima Diallo</b>	GP-GS	Pts.	Reb.	Ast.	FG%	3P%	FT%
5TH-6	Recorded career-high 19 rebounds vs. BYU on Jan. 13	17-4	6.1	6.5	0.6	.587	-	.526



## UCF, NOT CENTRAL FLORIDA

A warm Sunshine State hello to all our new conference-mates in the Big 12 and to others we may not have crossed paths with before. The 2023-24 season is our first in our new conference, and we'd like to make sure we are referred to correctly on all accounts. Please refer to the University of Central Florida as UCF, not Central Florida, on all references. Also, it is not "Golden Knights," instead, we are simply known as the "Knights."

### TEAM COMPARISON

Big 12	Nat'l	Value	Stat Category	Value	Nat'l	Big 12
12	252	72.8	Points per Game	68.9	299	14
3	<b>32</b>	64.6	Scoring Defense	72.7	207	14
11	88	+8.2	Scoring Margin	-3.8	298	14
13	308	41.5	Field Goal %	41.5	310	14
6	<b>35</b>	40.0	Opponent Field Goal %	43.4	176	12
14	301	30.9	3-Point %	31.8	264	12
10	234	6.9	3-Point Makes per Game	6.6	258	11
9	137	32.5	Opponent 3-Point %	33.8	215	13
11	245	69.6	Free Throw %	73.4	99	6
4	<b>40</b>	39.82	Rebounds per Game	34.94	227	14
3	<b>25</b>	13.41	Offensive Rebounds per Game	9.78	242	12
7	<b>45</b>	+5.8	Rebound Margin	-1.1	248	14
14	283	11.9	Assists per Game	12.6	241	13
11	263	13.1	Turnovers per Game	12.1	179	8
4	<b>21</b>	15.71	Turnovers Forced per Game	10.61	305	14
14	300	0.91	Assist-to-Turnover Ratio	1.04	215	13
4	<b>29</b>	9.0	Steals per Game	4.5	341	14
2	<b>15</b>	5.5	Blocks per Game	3.4	170	10

*bold & italic indicates top 50 national ranking - updated to include all games through Sun., Jan. 21*

### RECORD BY STARTING LINEUP

GUARD	GUARD	GUARD/FWD	FORWARD	FORWARD	RECORD/PPG
Johnson	Sellers	Allen	Langford Jr.	Payne	4-2 / 74.7
Johnson	Sellers	Allen	Sylla	Payne	3-2 / 80.2
Johnson	Sellers	Avery	Sylla	Payne	1-0 / 72.0
Langford Jr.	Sellers	Allen	Sylla	Payne	1-0 / 74.0
Johnson	Sellers	Allen	Walker	Diallo	1-2 / 55.0
Johnson	Allen	Avery	Walker	Diallo	1-0 / 77.0

*PPG represents points scored by UCF in games with starting lineup, not the starters' combined stats*

### CONSECUTIVE STARTS

Player	Active UCF Streak	Longest UCF Streak	Longest Career Streak
Shemarri Allen	10	10	25
Darius Johnson	7	24	24
C.J. Walker	4	13	13
Ibrahima Diallo	4	4	39
Jaylin Sellers	1	15	45
Marchelus Avery	0	1	5
Omar Payne	0	13	13
Thierno Sylla	0	7	7
DeMarr Langford Jr.	0	3	25
Antwann Jones	0	0	2

*\*indicates active longest career streak*

### SERIES INFORMATION

Total Meetings	1		
Series	West Virginia leads 1-0		
in Orlando / Morgantown / Neutral	N/A / N/A / 0-1		
Last Meeting	Nov. 24, 2017; West Virginia wins 83-45 in Lake Buena Vista, Fla.		
Last UCF Win	N/A		
Last Home Win	N/A		
Last Road Win	N/A		
Last Neutral Win	N/A		
Last Loss	Nov. 24, 2017; 83-45 in Lake Buena Vista, Fla.		
Last Home Loss	N/A		
Last Road Loss	N/A		
Last Neutral Loss	Nov. 24, 2017; 83-45		
Largest Margin of Victory	N/A		
Largest Margin of Defeat	38, Nov. 24, 2017; 83-45		
Streak	West Virginia, W1		
Date	Previous Meetings		Result
Nov. 24, 2017	H/A/N	W/L	83-45
	N	L	

## UCFACTS - KNIGHT NOTES (CONT.)

### CROSSING THE COUGARS AGAIN

- UCF and Houston met for the 34th time on Jan. 20, but for the first time as members of the Big 12 Conference. The Cougars earned a 57-42 victory, but the Knights defense made a statement, holding Houston to its second lowest points and field goal percentage in a game this season to that point.
- The two sides first met in the 2005-06 season in Conference USA, the Knights' first year in the league. The pair then went to the American Athletic Conference in 2013-14 and departed together this past offseason for the Big 12.
- The Black and Gold have now lost eight straight to Houston; the last win UCF earned spoiled College Gameday for the Cougars as the Knights pulled off the 69-64 upset on Mar. 2, 2019, helping propel them into the 2018-19 NCAA Tournament.
- The Knights nearly toppled the Cougars in Houston last season, leading on multiple occasions midway through the second half, but couldn't top the nation's then-third ranked team in the country.

### SELLERS DOESN'T NEED TO BUY BUCKETS

- Jaylin Sellers has been one of the nation's most prolific scorers to begin 2023-24, averaging 17.1 points per game which is fourth in the Big 12. He led the Big 12 in scoring from Nov. 27-Dec. 18.
- Sellers recorded his fifth 20-point game this season when UCF visited Texas, his first since his career-high 34-point outing against Stetson on Nov. 26. He registered six 20-point outings in 62 career games with Ball State and has five so far this season with the Knights. The 34 points against Stetson was the first 30+ scoring game of his career.
- His 34 points scored against Stetson were the most by a Knight since Brandon Mahan had 32 points against No. 15 Florida State on Dec. 19, 2020. Since then, only C.J. Kelly (Jan. 4, 2023 at ECU) and Ithiel Horton (Jan. 11, 2023 vs. Memphis) had reached the 30-point threshold.
- Sellers scored 15 points or more in UCF's first eight games of the season and scored double-digit points in the first 12 games. The last UCF newcomer to score double digits in their first 12 games was Aubrey Dawkins, who helped lead the Knights to an NCAA Tournament appearance in 2018-19. Dawkins went on to score 10+ points in 18 consecutive contests to begin his redshirt junior campaign and tallied 20 or more points on four occasions during the streak.
- Sellers' efforts against Charlotte and Stetson earned him a nod as the Big 12 Conference's Co-Newcomer of the Week. He averaged 26.5 points, pulling in 7.0 rebounds and shooting 59.4% from the field and 46.2% from the three-point arc.
- Sellers scored 23 points in his UCF debut in the season opener. He followed that up with a 22-point, 11-rebound double-double at Miami. His first two games as a Knight were eerily similar to that of UCF's 2023 NBA Draft first-round pick Taylor Hendricks, who scored 23 points in the 2022-23 opener and had a 16-point, 12-rebound double-double in his second game.

### GO DJ, THAT'S OUR DJ

- Darius Johnson has been an offensive maestro when it comes to helping his team score. The junior point guard has tallied three or more assists in all but three of UCF's games this season and tallied his 200th career assist earlier this year against Miami (11/10/23). Johnson recorded 106 of his now 255 assists last season in 25 games played, a 4.24 assist per game mark.
- Johnson is 13 assists away from a tie of 10th place on UCF's career assists leaderboard, a spot currently held by Daiquan Walker (2012-16) who recorded 268. The all-time assists leader at UCF is Sinua Phillips (1990-94) who tallied 531.
- Johnson had a stretch of 10 games where he shot 48% on 52 three-point attempts, which came to an end after not making a three-pointer against Houston on Jan. 20. Overall, Johnson made at least two three-pointers in those 10 games and had strung together 12 straight games with at least one three. The 10-game surge boosted his season three-point percentage to 39.5%.
- Johnson scored a career-high 25 points on 11/20/23 against Charlotte and later matched that total four games later against Ole Miss on 12/10/23. He has scored double digit points in 14 games thus far and boasts eight games with 15+ points.

### WALKER SPRINTING BACK

- After missing 37 straight UCF games due to injury, C.J. Walker made his return to the court on 12/21/23 against Florida A&M and has been thriving since. He missed the final 27 games of 2022-23 and the first 10 of the current campaign.
- Walker has two double-digit scoring performances this season, including a near double-double with 10 points and nine rebounds against Texas (1/17/24), less than a month after his return. The other double-digit performance was in his second game back against Bethune-Cookman (12/29/23), registering 10 points, five rebounds and three assists. Prior to that game, Walker hadn't had a double-digit scoring effort since 3/6/22 at Tulsa.
- Walker made his return to the starting lineup in UCF's game vs. Kansas for the first time since March 11, 2022 against Memphis. He finished the contest leading the team in blocks with three while scoring seven points in 29:45 on the floor.

### PROTECTING HOME COURT

- UCF has made a habit of protecting Addition Financial Arena under head coach Johnny Dawkins, going 90-30 at home.
- Dawkins has won seven of eight season-opening contests, stringing together six consecutive to begin his Knights career. UCF is now 7-1 in home openers under Dawkins after the FIU win this year. The Knights are 12-2 in home-opener played inside Addition Financial Arena and 25-12 in home-opener in the DJ era. The 23-point victory over FIU was the second-highest margin of victory on opening night, just one point shy of the Knights' 80-56 win over Nicholls in 2016. UCF boasts 44, 42, 28, and 23 point wins at home this year, beating Bethune-Cookman, Jacksonville, Cal St. Fullerton and Maine.

### WE BELONG - BEATING NO. 3 KANSAS

- In his Jan. 4 press conference ahead of UCF's Big 12 Conference slate, head coach Johnny Dawkins relayed the message to his players and the media that "we belong" in the team's new conference. He and his team proved it six days later, beating No. 3 Kansas 65-60 in UCF's first league game at home as part of the Big 12.
- The win was highest-ranked team that UCF had beat in its' history, topping the program's victory over No. 4 UConn in 2011. It was just the team's second win over a top-five team. The victory snapped a streak of seven losses to ranked foes, with the former most recent an 86-74 win at No. 15 Florida state on Dec. 19, 2020.
- UCF turned Kansas over 18 times in the game, which was the second straight game and third time on the year the Jayhawks had coughed up the season-high giveaways. UCF has forced a total of 30 turnovers in its first two Big 12 games.
- The 60 points the Knights held Kansas to was the second-fewest UCF has allowed to a top-three opponent, the other occurrence was 59 against No. 2 Florida on Dec. 4, 2003. Additionally, the 23 points the Black and Gold allowed in the second half were the fewest to that point in the season. Kansas only made seven field goals in the second half, the fewest since they only made six against Texas on March 5, 2022.
- Jaylin Sellers made four threes in the game, the first time a Knight made at least four threes in a game against a ranked opponent since Darin Green Jr. had four against No. 7 Houston on Jan. 29, 2022.
- The Knights trailed by 16 at one point in the contest, comparing similarly to their last win against a Big 12 team, beating Oklahoma State in the Baha Mar Hoops Bahamas Championship semifinals last season when they erased a 17-point deficit to win 60-56 in overtime.
- UCF's win over No. 3 Kansas was a part of a 24-hour overhaul of the top three, as No. 1 Purdue, No. 2 Houston and Kansas all lost within a day of each other.

**QUICK FACTS**

**UCF INFORMATION**

Location	Orlando, Fla.
Founded	1963
Enrollment	68,442
Nickname	Knights
Colors	Black and Gold
Conference	Big 12 Conference
University President	Alexander Cartwright
Director of Athletics	Terry Mohajir
Athletics Phone	(407) 823-2261
Ticket Office Phone	(407) 823-1000

**ADDITION FINANCIAL ARENA**

Capacity	10,000
Year Opened	Fall 2007
Press Row Phone	(954) 531-4322

**BASKETBALL HISTORY**

First Year of Basketball	1969-70 (55th season)
First Year in Division I	1984-85 (40th season)
First Year in Big 12	2023-24 (1st season)
All-Time Record	839-681/892-681*
NCAA Tournaments/Last	Five/2019

\* 2008-09 (17-14), 2009-10 (15-17), 2010-11 (21-12) victories vacated due to NCAA sanctions

**2023-24 TEAM INFORMATION**

2022-23 Record	19-15
Conference Record/Finish	8-10/7th
Home Record	11-6
Road Record	5-7
Neutral Record	3-2
Conference Tournament	Quarterfinals
Postseason	NIT Second Round
Starters Returning/Lost	1/4
Total Returning/Lost	7/9
Newcomers	10

**STRATEGIC COMMUNICATIONS**

Primary Contact	Ken Landis
Cell Phone	(954) 531-4322
Email	klandis@athletics.ucf.edu
Secondary Contact	Ryan Ladika
Email	rladika@athletics.ucf.edu
Mailing Address	Roth Athletics Center 4192 North Orion Blvd. Orlando, FL 32816 www.UCFKnights.com
Website	www.UCFKnights.com
Twitter	@UCF_MBB
Instagram	UCF.MBB
Facebook	/UCFMensBasketball

**CONFERENCE AFFILIATION HISTORY**

	<b>Independent</b> 1984-90		<b>Atlantic Sun</b> 1993-05
	<b>American South</b> 1990-91		<b>Conference USA</b> 2005-13
	<b>Sun Belt</b> 1991-92		<b>American Athletic</b> 2013-23
	<b>Independent</b> 1992-93		<b>Big 12</b> 2023-present

**UCFACTS - KNIGHT NOTES (CONT.)**

**DAWKINS VS. KANSAS, BILL SELF**

- With UCF's Jan. 10 victory over No. 3 Kansas, Knights' head coach Johnny Dawkins is 4-0 against Kansas (two wins as a player, two as a coach) and 4-0 against Bill Self (two wins as a head coach, two as an assistant).
- Dawkins first encountered Kansas in his senior year at Duke in the 1985-86 season. The Blue Devils beat the Jayhawks just five games into the season and later met up with them again in the 1986 National Semifinal. Dawkins led Duke with 24 points, helping lift the Blue Devils to a 71-67 victory and a trip to the championship game. He finished the semifinal game shooting 11-of-17 from the floor while playing 38 minutes.
- The next two meetings against Kansas came at two different stops. At the helm of Stanford, Dawkins led the Cardinal to an NCAA Tournament Second Round 60-57 victory at the hands of a Bill Self led Kansas team, advancing to the Sweet 16. Dawkins' fourth meeting against Kansas and fourth meeting against Self was Jan. 10 in UCF's 65-60 over the Jayhawks.
- The first two meetings against Self came with Dawkins as an assistant coach at his alma mater under Mike Krzyzewski. The Blue Devils bested Self as a head coach at Tulsa in the 1999 NCAA Tournament, downing the Golden Hurricane 97-56 in the Second Round. Two seasons later, Self crossed path with the pair of Duke legends on Nov. 28, 2000 in a top-10 matchup. The duo of top-ranked Blue Devils got the best of No. 9 Illinois in a 78-77 thriller.

**DEFENSE IS A HABIT**

- According to ESPN's BPI, UCF currently has the nation's fourth-strongest defense and the eighth best according to KenPom.
- UCF teams under Dawkins have traditionally been outstanding defensively, finishing ranked in the top 50 nationally in scoring defense in four of his seven seasons, including two top 10 finishes, finishing sixth in 2016-17 and third in 2017-18.
- The Knights have never finished a season under Dawkins with opponents averaging north of 70 points and have improved upon their scoring defense ranking each season since 2020-21.
- Last season, UCF was ranked top 50 in multiple defensive categories, ranking 29th in opponent three-point percentage (30.7%), 38th in turnovers forced per game (14.82) and 47th in scoring defense (65.5).
- UCF held opponents to 60 points or less in five straight contests at one point during the 2022-23 season. It was a historic streak, marking the first time in Dawkins' 15-year coaching career that any of his teams accomplished the feat. Prior to the Knights' historic streak, the last time UCF had accomplished the feat of holding teams to less than 60 points in five straight games was during 2003-04, which was part of a 14-game winning streak that helped fuel an NCAA Tournament run.
- Since Dawkins' first season as the Knights' head coach in 2016-17, UCF has improved upon their steals per game each season, averaging 4.0 that first campaign to 7.7 at the end of last season, and climbing even higher this go-around.

**THOU SHALL STEAL**

- UCF is currently averaging 15.71 forced turnovers per game, a mark that is ranked 21st in the nation and fourth in the Big 12. The mark stands as the best in the Dawkins era, topping the previous best of 14.82 achieved last season. A big part of the Knights' turnovers forced has been their steals per game, averaging nearly 10 per game at 9.0, a top 30 mark in the nation.
- UCF has forced 20 or more turnovers in four games, 15 or more in nine and forced double-digit turnovers in all but two.
- KenPom has UCF's defense listed as 15th in the nation in turnover percentage with a 22.2% clip, which indicates that nearly one of every four Knight possessions stems from a turnover. (Calculated by turnovers divided by possessions)
- The Black and Gold forced 26 turnovers against Bethune-Cookman on 12/29/23, a season-high and the highest of the Dawkins era. UCF nabbed 16 steals against FIU on opening night, the first time the Knights recorded 16 steals since facing Cincinnati on Feb. 19, 2020.

**DANCIN' DEFENSE**

- UCF's defense is posting remarkable numbers so far in 2023-24, numbers that haven't been seen since the team's 2018-19 NCAA Tournament run. The Knights earned their first NCAA Tournament victory that season, a 73-58 win over VCU. The defensive numbers of that run stack up closely with those of this season's team. A direct comparison to a few key categories are below, with the national ranking in parentheses while bold italics indicates a top 25 national mark.

Season	Scoring Defense	Opponent FG%	TOs Forced p/gm.	Steals p/gm.	Blocks p/gm.
2018-19	64.5 (27th)	<b>39.4 (11th)</b>	12.15 (255th)	5.7 (244th)	4.5 (35th)
2023-24	64.6 (32nd)	40.0 (35th)	<b>15.71 (21st)</b>	9.0 (29th)	<b>5.5 (15th)</b>

**STRENGTH IN NUMBERS**

- UCF's bench has been a contributing factor to its success this season, outscoring opponents by a total margin of 156 points and holding the scoring edge in 11 games.
- The Knights' bench averages 25.76 points per game, a mark that is 61st nationally and fifth in the Big 12 Conference.
- Marchelus Avery, who has come off the bench in 13 of 15 games he's played, is the team's third-leading scorer.

**TOUGH AS NAILS**

- Twelve of the Big 12's 14 teams are ranked in the top 13 teams in remaining strength of schedule, according to ESPN's BPI.
- UCF has the twelfth-toughest remaining strength of schedule in the nation.

**RANKED MATCHUPS ON TAP**

- After already facing four ranked opponents in 2023-24, including a win over No. 3 Kansas, the Knights are set to face six more ranked opponents across seven contests, according to the Week 12 AP and Coaches polls. Additionally, Ole Miss and Texas were receiving votes when they met UCF.
- UCF snapped its streak of seven straight losses to ranked foes with the 65-60 win over No. 3 Kansas on Jan. 10; the most recent win before that was a 86-74 win in Tallahassee over No. 15 Florida State on Dec. 19, 2020.
- As it stands now, the Knights will have a total of 11 games against foes in the top 25 at season's end. That would set the UCF record for most games against ranked opponents in a season, topping the nine games during the 2013-14 campaign. Other years with a high number of ranked foes include seven in 2017-18 and five in the 2018-19 season.
- The ranked foes remaining, according to the AP poll, are: No. 4 Houston, No. 15 Baylor, No. 11 Oklahoma, No. 20 Texas Tech (twice), No. 21 BYU and No. 23 Iowa State. Additionally, TCU is receiving votes in both polls.
- The Big 12 Conference leads the country with eight teams ranked in the latest AP Poll for the eighth consecutive week. The eight ranked teams is a Big 12 record.
- Twenty percent of the AP Poll's Preseason Top 25 was on the Knights' schedule heading into 2023-24 as five opponents were featured in the preseason rankings while an additional two were receiving votes. (No. 1 Kansas, No. 7 Houston, No. 13 Miami, No. 18 Texas and No. 20 Baylor.)

**CHASING WIN NO. 300**

- UCF head coach Johnny Dawkins is chasing his 300th career victory, needing just two more wins to reach the mark. Once hitting the milestone, Dawkins will join a group of 79 other active DI head coaches who have achieved 300 or more. He will become the sixth current Big 12 Conference head coach to reach the milestone.

**BIG 12 CONFERENCE**



Standings School	Big 12		Overall					Streak
	W-L	Pct.	W-L	Pct.	H	A	N	
Texas Tech	4-1	.800	15-3	.833	11-0	1-2	3-1	W1
Kansas State	4-1	.800	14-4	.773	11-1	2-1	2-2	W2
Houston	3-2	.600	16-2	.889	11-0	1-2	4-0	W2
Kansas	3-2	.600	15-3	.833	9-0	2-2	4-1	L1
Oklahoma	3-2	.600	15-3	.833	11-0	1-2	3-1	W2
Baylor	3-2	.600	14-4	.778	10-0	1-2	3-2	L2
Iowa State	3-2	.600	14-4	.778	11-0	2-2	1-2	W1
BYU	2-3	.400	14-4	.778	11-1	1-3	2-0	L1
Cincinnati	2-3	.400	13-5	.722	11-2	2-2	0-1	L1
TCU	2-3	.400	13-5	.722	9-1	2-2	2-2	L2
Texas	2-3	.400	13-5	.722	10-2	1-2	2-1	W1
<b>UCF</b>	<b>2-3</b>	<b>.400</b>	<b>11-6</b>	<b>.647</b>	<b>8-3</b>	<b>1-3</b>	<b>2-0</b>	<b>L1</b>
West Virginia	2-3	.400	7-11	.389	7-5	0-2	0-4	W1
Oklahoma State	0-5	.000	8-10	.444	7-4	0-4	1-2	L5

Standings updated with completed games through Sun., Jan. 21

**Preseason Coaches Poll**

1. Kansas (12)	168
2. Houston (2)	153
3. Texas	143
4. Baylor	137
5. TCU	113
6. Kansas State	106
7. Iowa State	95
8. Texas Tech	80
9. West Virginia	70
10. Oklahoma State	57
11. Cincinnati	55
12. Oklahoma	54
13. BYU	29
14. UCF	14

**Preseason Player of the Year**

Hunter Dickinson, C, Sr., Kansas

**Honorable Mention**

Jalen Bridges, Baylor  
 RayJ Dennis, Baylor  
 Ja'Kobe Walter, Baylor  
 Jamal Shead, Houston  
 Kevin McCullar Jr., Kansas  
 Arthur Kaluma, Kansas State  
 Tylor Perry, Kansas State  
 Dylan Disu, Texas  
 Tyrese Hunter, Texas  
 Dillon Mitchell, Texas  
 Jesse Edwards, West Virginia  
*listed alphabetically by school*

**Preseason Newcomer of the Year**

Hunter Dickinson, C, Sr., Kansas

**Preseason Freshman of the Year**

Ja'Kobe Walter, F, Baylor

**Preseason All-Big 12 Team**

L.J. Cryer, G, Sr., Houston  
 Hunter Dickinson, C, Sr., Kansas  
 Dejuan Harris Jr., G, Kansas  
 Emanuel Miller, F, Sr., TCU  
 Max Abmams, G, Gr., Texas

**Weekly Honors**

Week	Player of the Week	Newcomer of the Week
Week 1	Ja'Kobe Walter, Baylor, G, Fr.	Hunter Dickinson, Kansas, C, Sr.
Week 2	Hunter Dickinson, Kansas, C, Sr.	Hunter Dickinson, Kansas, C, Sr.
Week 3	Kevin McCullar Jr., KU, G, Gr.	<b>Jaylin Sellers, UCF, G, Jr.</b>
Week 4	Emanuel Miller, TCU, F, Sr.	RayJ Dennis, Baylor, G, Sr.
Week 5	Arthur Kaluma, Kansas State, F, Jr.	Chance McMillian, Texas Tech, G, Sr.
Week 6	Micah Peavy, TCU, G, Sr.	Keshon Gilbert, Iowa State, G, Jr.
Week 7	Raequan Battle, West Virginia, G, Gr.	Max Abmas, Texas, G, Gr.
Week 8	Raequan Battle, West Virginia, G, Gr.	Raequan Battle, West Virginia, G, Gr.
Week 9	Pop Isaacs, Texas Tech, G, So.	Keshon Gilbert, Iowa State, G, Jr.
Week 10	Hunter Dickinson, Kansas, C, Sr.	-
Week 11	Emanuel Miller, TCU, F, Sr.	Hunter Dickinson, Kansas, C, Sr.
Week 12	Jamal Shead, Houston, G, Sr.	Max Abmas, Texas, G, Gr.
Week 13		Arthur Kaluma, Kansas State, F, Jr.
Week 14		
Week 15		
Week 16		
Week 17		

**UCFACTS - KNIGHT NOTES (CONT.)**

**COACH DAWKINS - ONE OF ONE**

- UCF's Johnny Dawkins is the only Big 12 Conference head coach to play in the NBA and be a first round draft pick. BYU's Mark Pope joins Dawkins as the only other Big 12 head coach to play in the Association.
- Dawkins was honored as the Naismith College Player of the Year in 1986 and is the only current head coach in NCAA Division I who has won the award. There are two former winners of the honor that served as head coaches as Patrick Ewing (1985 winner) was the Georgetown head coach from 2017-2023 while Danny Manning (1988 winner) was the head coach at Tulsa from 2012-14 and Wake Forest from 2014-20 and is now an associate head coach at Louisville.
- Dawkins is one of 13 coaches in the Power 5 and Big East who played in the NBA and is one of just five coaches who averaged double-digit points while in The Association. Dawkins averaged 11.1 points per game in nine seasons.

**NON-CONFERENCE SLATE COMPLETE**

- The Knights finished their non-conference schedule with a record of 9-3, the sixth time in seven seasons (not counting the COVID-19 affected 2020-21 season) under Dawkins with nine or more non-conference victories. It's the fifth season finishing with exactly nine non-conference wins.
- UCF's defense shone in non-conference play, holding opponents to 64.2 points per game, a mark that ranked 35th in the nation. Additionally, UCF was top 50 in the nation in turnovers forced p/gm. (17.08; 10th), blocks p/gm. (5.6; 15th in the nation), field goal percentage defense (38.6%; 20th), steals p/gm. (9.8; 21st), offensive rebounds p/gm. (13.58; 29th), free throw attempts p/gm. (23.9; 30th), total rebounds p/gm. (40.92; 36th) and free throws made p/gm. (16.5; 46th).
- The Black and Gold's average scoring margin in the non-conference slate was 14.4 with a victory margin of 21.5.

**STAYED IN THE SUNSHINE STATE**

- For the first time in program history, the Knights didn't leave the state of Florida during their non-conference schedule.
- UCF left home just twice in the 2023-24 non-conference slate, visiting No. 13 Miami on Nov. 10 and taking part in the Jacksonville Classic in St. Augustine, Florida, where it faced South Dakota State and Charlotte.
- The Knights had a total of nine home contests in the non-conference schedule and hosted five in-state foes.

**BEATING FLORIDA FOES**

- UCF has found success against in-state opponents under head coach Johnny Dawkins, going 26-10 against teams from Florida since his arrival. UCF finished its non-conference slate with a record of 4-2 against Sunshine State opponents this year, beating FIU, Jacksonville, Florida A&M and Bethune-Cookman. The Knights finished 3-3 against Florida foes last season with wins over Florida, Florida State and Stetson.
- The Knights opened the season with back-to-back in-state opponents, defeating FIU 85-62 and traveling to then No. 13 Miami with an 88-72 final in favor of the Hurricanes. In total, UCF will face teams from the state of Florida this season.
- Prior to the season's start, UCF had already beat Florida, Florida State, Miami, Stetson, South Florida, Jacksonville and Bethune-Cookman under Johnny Dawkins' run through the state. FIU and Florida A&M were added to that list this season.

**ANTWANN'S DEBUT**

- Fifth year transfer guard Antwann Jones made his UCF debut in the team's contest against Ole Miss on 12/10/23, playing in nearly 16 minutes, scoring three points while tallying four rebounds and three assists. The three assists were tied for the team lead on the evening. Jones was previously with Louisiana (2021-22), Creighton (2020-21) and Memphis (2018-19).

**SYLLA WAS SWISHING!**

- Sophomore forward Thierno Sylla had a breakout game against Jacksonville on 12/6, scoring 20 points and hauling in 11 rebounds and added two blocked shots and an assist. The points, rebounds, field goals made (seven) and attempted (11), as well as free throws made (four) and attempted (five) were all career highs.

**BRACKETOLOGY**

- As of ESPN's Joe Lunardi's Jan. 2 bracketology, UCF has either faced or will face a total of 10 teams slated to be in the NCAA Tournament this season. They are Houston (1-Seed), Kansas (1-Seed), BYU (3-Seed), Baylor (5-Seed), Oklahoma (5-Seed), Ole Miss (8-Seed), Iowa State (9-Seed), Miami (9-Seed), Texas (11-Seed, last four in) and South Dakota State (16-Seed). Additionally, four more Big 12 teams were listed on the bubble, as Kansas State, TCU and Texas Tech were categorized as first four out while Cincinnati was listed as one of the next four out.
- Nine teams on UCF's 2023-24 schedule made the 2022-23 NCAA Tournament with seven of the nine winning at least one tournament game. They are Miami (Final Four), Kansas State (Elite Eight), Texas (Elite Eight), Houston (Sweet 16), Kansas (Second Rd.), Baylor (Second Rd.), TCU (Second Rd.), West Virginia (First Rd.) and Iowa State (First Rd.).

**BUCKETS IN BUNCHES**

- UCF's streak of eight consecutive games of scoring 72 or more points in each contest to start a season was snapped after scoring 68 against Ole Miss on Dec. 10. The Knights averaged 79.2 points per game over the streak to start the 2023-24 campaign, which averaged 7.7 points per contest better than the 71.5 posted last season.
- The last time a UCF team began the first eight games of a season with 72 or more points scored in each game was during the 1979-80 season, a year in which the Knights went 24-4 and made a run to the Division II NCAA Tournament Sweet 16.

**NATIONALLY RANKED KNIGHTS**

Jaylin Sellers	Value	NCAA Rk.	Big 12 Rk.	Omar Payne	Value	NCAA Rk.	Big 12 Rk.
Category				Category			
Points per Game	17.1	124	4	Blocks	23	152	8
Points	290	177	7	Blocks per Game	1.35	128	8
Field Goal Percentage	42.9	299	12				
Field Goals	94	287	11	<b>Darius Johnson</b>			
Field Goal Attempts	219	213	7	Category	Value	NCAA Rk.	Big 12 Rk.
Free Throw Percentage	85.6	81	4	Assists per Game	3.5	238	18
Free Throws	77	86	3	Assists	60	267	18
Free Throw Attempts	90	145	4	Steals per Game	1.82	102	7
Steals per Game	1.35	335	19	Steals	31	120	7
Minutes per Game	32:01	273	12	Free Throw Percentage	78.7	245	11
				Minutes per Game	32:06	265	11
<b>Ibrahima Diallo</b>							
Category	Value	NCAA Rk.	Big 12 Rk.	<b>Shemarri Allen</b>			
Blocks	34	41	1	Category	Value	NCAA Rk.	Big 12 Rk.
Blocks per Game	2.00	29	1	Steals per Game	1.82	102	7
Offensive Reb. per Game	2.41	159	9	Steals	31	120	7
Rebounds per Game	6.5	234	9				

updated to include all games through Sun., Jan. 21







### HISTORY VS. RANKED OPPONENTS

Date	Rank/Opponent	Result
1/20/24	at No. 5 Houston	L, 57-42
1/13/24	No. 17 BYU	L, 63-58
1/10/24	No. 3 Kansas	W, 66-60
1/25/23	No. 3 Houston	L, 82-71
12/31/22	at No. 3 Houston	L, 71-65
2/27/22	at No. 14 Houston	L, 70-52
1/29/22	No. 7 Houston	L, 63-49
12/1/21	at No. 20 Auburn	L, 85-68
1/17/21	at No. 11 Houston	L, 75-58
12/26/20	vs. No. 6 Houston	L, 63-54
12/19/20	at No. 15 Florida State	W, 66-74
3/24/19	vs. No. 1 Duke	L, 77-76
3/7/19	No. 19 Cincinnati	W, 58-55
3/2/19	at No. 6 Houston	W, 67-62
2/21/19	at No. 23 Cincinnati	L, 60-55
2/7/19	No. 12 Houston	L, 77-68
3/9/18	vs. No. 21 Houston	L, 84-56
3/1/18	No. 11 Wichita State	L, 75-71 (OT)
2/6/18	at No. 6 Cincinnati	L, 77-40
1/25/18	at No. 16 Wichita State	L, 81-62
1/16/18	No. 11 Cincinnati	L, 49-38
12/3/17	at No. 24 Alabama	W, 65-62
11/24/17	vs. No. 20 West Virginia	L, 83-45
3/11/17	vs. No. 12 SMU	L, 70-59
2/26/17	No. 15 Cincinnati	W, 53-49
2/8/17	at No. 11 Cincinnati	L, 60-50
11/20/16	vs. No. 3 Villanova	L, 67-57
1/10/16	at No. 15 SMU	L, 88-73
3/13/14	vs. No. 12 Cincinnati	L, 61-58
3/1/14	at No. 23 SMU	L, 70-55
2/19/14	No. 7 Cincinnati	L, 77-49
2/12/14	at No. 20 Memphis	L, 76-70
2/9/14	No. 22 Connecticut	L, 75-55
2/1/14	at No. 7 Louisville	L, 87-70
1/29/14	No. 22 Memphis	L, 69-59
1/23/14	at No. 15 Cincinnati	L, 69-51
12/31/13	No. 10 Louisville	L, 90-65
3/2/13	No. 17 Memphis	L, 76-67
2/13/13	at No. 22 Memphis	L, 93-71
11/23/12	at No. 7 Florida	L, 79-66
11/25/11	vs. No. 4 UConn	W, 68-63
11/14/11	at No. 24 Florida State	L, 73-50
12/1/10	vs. No. 16 Florida	W, 57-54 **
1/5/10	at No. 14 Ole Miss	L, 84-56
12/20/09	at No. 14 UConn	L, 60-51
2/9/08	at No. 1 Memphis	L, 85-64
11/23/07	vs. No. 18 Kansas State	L, 73-71 (OT)
11/22/07	vs. No. 19 Villanova	L, 76-68
1/31/07	No. 11 Memphis	L, 87-65
1/28/06	at No. 3 Memphis	L, 94-61
1/3/06	at No. 19 Kentucky	L, 59-51
12/3/05	at No. 11 Florida	L, 80-47
3/18/05	vs. No. 13 UConn	L, 77-71
3/19/04	vs. No. 6 Pittsburgh	L, 53-44
12/4/03	vs. No. 2 Florida	L, 59-39
12/12/02	No. 25 Coll. of Charleston	W, 82-64
11/27/98	at No. 7 Michigan State	L, 87-64
3/14/96	vs. No. 2 UMass	L, 92-70
12/19/95	at No. 19 Georgia	L, 103-54
3/17/94	vs. No. 6 Purdue	L, 98-67
12/7/91	at No. 5 North Carolina	L, 101-72
12/2/89	at No. 12 North Carolina	L, 92-42
12/28/88	vs. No. 10 Florida State	L, 97-64
11/25/88	at No. 17 Florida State	L, 133-79
11/27/84	at No. 17 Arkansas	L, 59-45

highest ranking at time of game is listed

\*\* Florida win vacated by the NCAA

#### Record Breakdown vs. Ranked Teams

No. 1	Top 5	Top 10	Top 25
0-2	2-9	3-20	8-55**

All games from the previous category are included in next column. Don't add!

Home	Away	Neutral
4-12	3-28	1-15**

\*\* indicates a win vacated by the NCAA (vs. Florida, 12/1/10), actual value displayed in each category are accurate

### UCFACTS - KNIGHT NOTES (CONT.)

- The Black and Gold returned to the NCAA Tournament for the first time since 2005 when they earned an at-large bid into the 2019 bracket as a No. 9 seed. Dawkins led the Knights to their first NCAA Tournament victory in program history, beating VCU 73-58 in the first round. The Black and Gold were narrowly defeated in the next round, falling to top-seeded Duke 77-76.
- UCF returned to the postseason by making the NIT in 2022-23 and earning a first round victory over in-state foe Florida. The Knights were the only team to hold Florida below 50 points during 2022-23 while the 49 Gator points were the least they've scored at home since Jan. 13, 1962 when they beat Auburn 43-40. Taylor Hendricks led the way with 17 points and eight rebounds in the victory.
- The Knights have been to five total NCAA DI Tournaments and three NITs, totaling eight postseason appearances.

#### LEAGUED HIM!

- Taylor Hendricks became UCF's first lottery pick and first round selection, getting drafted by the Utah Jazz with the ninth pick in the 2023 NBA Draft.
- Hendricks became the third Knight selected in the NBA Draft and second in the modern era, joining Jermaine Taylor (2009, Round 2, Pick 32) and Bennie Shaw (1976, Round 9, Pick 146). Hendricks became the fifth Knight to ever play in the NBA, joining Taylor (Houston, Sacramento), Tacko Fall (Boston, Cleveland), Mark Jones (Orlando) and Matt Williams (Miami).
- The Big 12 Conference has 57 players on NBA rosters as of the beginning of the 2023-24 season. UCF is one of 12 teams in the conference to have at least one player represented on an NBA roster. Hendricks is joined on the Jazz by four other alumni from Big 12 institutions; Keyonte George (Baylor), Talen Horton-Tucker (Iowa State), Ochai Agbaji (Kansas) and Udoka Azubuike (Kansas).
- While at UCF, Hendricks shattered the American Athletic Conference record for most rookie of the week honors won, tallying nine with the previous record being six. He was unanimously named to the league's all-freshman team and received a nod to the all-conference second team.
- Hendricks led the team in scoring, averaging 15.1 points per game (515 total points) and also in rebounding, averaging 7.0 boards per contest (237 total rebounds, 80 offensive). He started all 34 of UCF's games, one of two Knights to do so on the 2022-23 roster and played 1,179 minutes, the second most in a single season in program history.
- Hendricks was the only in the country to finish the season with 60+ three pointers, 55+ blocks and 35+ dunks.
- When all was said and done, Hendricks had shattered UCF rookie records. He finished with the most single-season points (515), scoring average (15.1), rebounds (237), offensive rebounds (80), rebound average (7.0) field goal makes and attempts (184-for-385), free throw makes and attempts (86-for-110) and minutes (1,179), all tops of UCF's freshman leaderboards. He was second in blocks (59), fourth in steals (31) and three-point field-goals (61). He also finished 10th on UCF's all-time three-point percentage list.

#### CHECK OUT THE CHECK!

- UCF Athletics has renewed its contract with Nike. A new five-year deal keeps Nike as the official apparel and footwear provider of the Knights through the 2028-29 academic year.
- UCF will continue to work directly with Nike as the official supplier of uniforms, equipment and apparel for UCF Athletics.
- "As a Nike school since 2010, UCF has experienced tremendous growth with this partnership, and we will continue to elevate in the Big 12 Conference," says UCF vice president and director of athletics Terry Mohajir. "Nike has allowed us to innovate and enhance our brand among some of the best in the country. We look forward to our direct collaboration with our partners at Nike and their renewed commitment and belief in UCF Athletics."

#### LEONARD LEADING THE WAY

- UCF's assistant director of operations, Morgan Leonard, is one of 37 women on a Division I men's basketball staff. She is a 2018 UCF graduate and was named a recipient of the 2023 UCF Alumni 30 Under 30 Award.









**UCF'S RECORD WHEN...**

Category	Season	B12
Win the tip	9-3	2-1
Lose the tip	2-3	0-2
Home games	8-3	1-1
Away games	1-3	1-2
Neutral site games	2-0	N/A
vs. Top 25 teams	1-3	1-2
Lead at Halftime	8-1	0-0
Trail at Halftime	3-5	2-3
Tied at Halftime	0-0	0-0
In Overtime	1-0	0-0
Lead with 10:00 remaining	9-1	1-0
Trail with 10:00 remaining	2-5	1-3
Tied with 10:00 remaining	0-0	0-0
Lead with 5:00 remaining	9-0	1-0
Trail with 5:00 remaining	1-6	0-3
Tied with 5:00 remaining	1-0	1-0
Lead with 2:00 remaining	11-0	2-0
Trail with 2:00 remaining	0-6	0-3
Tied with 2:00 remaining	0-0	0-0
Score Fewer than 50 Points	0-1	0-1
Score 50-59 Points	0-2	0-2
Score 60-69 Points	2-1	1-0
Score 70-79 Points	5-1	1-0
Score 80-89 Points	2-1	0-0
Score 90+ Points	2-0	0-0
Opponent Scores Fewer than 50 Points	1-0	0-0
Opponent Scores 50-59 Points	5-1	0-1
Opponent Scores 60-69 Points	2-1	1-1
Opponent Scores 70-79 Points	2-2	1-1
Opponent Scores 80-89 Points	1-2	0-0
Opponent Scores 90+ Points	0-0	0-0
Shoot Under 30 Percent	0-2	0-2
Shoot 30-39 Percent	2-2	0-1
Shoot 40-49 Percent	7-2	1-0
Shoot 50+ Percent	2-0	1-0
Opponent Shoots Under 30 Percent	1-0	0-0
Opponent Shoots 30-39 Percent	5-1	0-1
Opponent Shoots 40-49 Percent	3-4	0-2
Opponent Shoots 50+ Percent	2-1	2-0
Outrebound Opponent	9-4	1-1
Outrebounded by Opponent	2-2	1-2
Rebounds equal	0-0	0-0
Commit fewer turnovers	8-3	1-1
Commit more turnovers	2-2	1-2
Turnovers equal	1-1	0-0
Outscore opponent's bench	9-3	1-2
Opponent bench scores more	2-3	1-1
Games Decided by 1-5 Points	3-3	1-1
Games Decided by 6-10 Points	1-0	1-0
Games Decided by 11-19 Points	2-2	0-1
Games Decided by 20+ Points	5-1	0-1
Wearing white	6-3	1-1
Wearing black	5-3	1-2
Wearing Citronauts	0-0	0-0
November	4-2	N/A
December	5-1	N/A
January	2-3	2-3
February	0-0	0-0
March	0-0	0-0
Monday	3-0	0-0
Tuesday	0-0	0-0
Wednesday	3-0	2-0
Thursday	2-0	0-0
Friday	1-1	0-0
Saturday	1-3	0-3
Sunday	1-2	0-0

**THE LAST TIME...**

Category	UCF
Scored 100	107 vs. Memphis (1/11/23)
Scored 110	115 vs. West Florida (11/12/10)
Scored 120	130 vs. Florida Tech (1/23/80)
Scored under 40	38 vs. #11 Cincinnati (1/16/18)
Scored under 50	49 vs. #7 Houston (1/29/22)
Won by 30	44 vs. Bethune-Cookman (12/29/23)
Won by 40	44 vs. Bethune-Cookman (12/29/23)
Won by 50	54 vs. West Florida (11/12/10)
Scored 50 in the 1st half	51 vs. Tulsa (2/11/23)
Scored 50 in the 2nd half	54 vs. Bethune-Cookman (12/29/23)
Scored 60 points or fewer in win	52-45 vs. Wichita State (12/28/22)
Scored 90 points or more in loss	98-95 vs. UNC Asheville (11/7/22)
Made 40 FG	40 at Marshall (2/27/10)
Attempted 80 FG	81 vs. UNC Asheville (11/7/22)
Shot under 30% from the field	15.9% at Houston (1/20/24)
Made 12 3-pt FG	15 vs. Jacksonville (12/6/23)
Made 15 3-pt FG	15 vs. Jacksonville (12/6/23)
Didn't make a 3-pt FG	0-14 at #6 Cincinnati (2/6/18)
Attempted 30 3-pt FG	33 vs. Jacksonville (12/6/23)
Made 30 FT	33 vs. Memphis (1/11/23)
Made 35 FT	36 vs. Bethune (12/22/15)
Attempted 40 FT	44 vs. South Florida (2/13/19)
Attempted 50 FT	56 vs. FAU (12/15/93)
Made 5 or less free throws	3-for-5, at Kansas State (1/6/24)
Shot 100% on FTs (min. 10 att.)	11-for-11, at Michigan (12/6/20)
Shot 40% or worse on FTs	4-for-10, vs. Temple (12/31/19)
Had 50 rebounds	52 vs. Jacksonville (12/6/23)
Had 60 rebounds	69 vs. West Florida (12/17/93)
Had 20+ offensive rebounds	20, vs. Bethune-Cookman (12/29/23)
Had 5 or less offensive rebounds	5, vs. South Dakota State (11/19/23)
Had 25 assists	28 vs. Tulsa (2/11/23)
Had 30 assists	30 vs. Campbell (2/28/04)
Had 15 steals	16 vs. FIU (11/6/23)
Had 20 steals	22 vs. Navy (12/6/03)
Had 10 blocks	10 vs. Charlotte (11/20/23)
Had 14 blocks	14 vs. Temple (3/12/14)
Didn't record a block	vs. Temple (1/28/23)
Committed 5 or less turnovers	5, vs. South Dakota State (11/19/23)
Committed 20+ turnovers	24, at Cincinnati (2/4/23)
Won an OT game	74-71 vs. Charlotte (11/20/23)
Lost an OT game	77-70 vs. Temple (1/28/23)
Multiple OT game	107-104 vs. Memphis (1/11/23)
Made Game-Winning Buzzer Beater	69-66 vs. ECU (2/20/22)

Category	UCF Player
Scored 25 pts	25, Darius Johnson vs. Ole Miss (12/10/23)
Scored 30 pts	34, Jaylin Sellers vs. Stetson (11/26/23)
Scored 35 pts	36, Aubrey Dawkins at Temple (3/9/19)
Scored 40 pts	45, Jermaine Taylor vs. Rice (2/25/09)
Two players score 20 pts	vs. South Dakota State (11/19/23)
Two players score 25 pts	Marchelus Avery (22), Jaylin Sellers (20) vs. Michigan (12/30/21)
Three players score 20 pts	Darin Green Jr. (27), Brandon Mahan (26) at #15 Florida State (12/19/20)
Five players score 10 pts	Brandon Mahan (32), Isaiah Adams (22), Darin Green Jr. (20) at Texas (1/17/24)
Three reserves score 10 pts	Jaylin Sellers (24), Shemarri Allen (17), Darius Johnson (11) Omar Payne (10), C.J. Walker (10) vs. Bethune-Cookman (12/29/23)
Made 20 FG	Marchelus Avery (11), Antwann Jones (10), C.J. Walker (10)
Attempted 20 FG	23, Bo Clark vs. Florida Tech (1/17/79)
Attempted 30 FG	20, Darius Johnson vs. Charlotte (11/20/23)
Made 5 3-point FG	31, Jermaine Taylor vs. ECU (3/7/09)
Made 6 3-point FG	5, Ithiel Horton vs. ECU (3/5/23)
Made 7 3-point FG	7, Ithiel Horton vs. South Florida (2/22/23)
Made 10 3-point FG	7, Ithiel Horton vs. South Florida (2/22/23)
Attempted 15 3-pt FG	11, Matt Williams vs. South Florida (1/17/17)
Attempted 20 3-pt FG	15, Darin Green Jr. vs. South Florida (2/3/22)
Made 10 FT	21, Matt Williams vs. South Florida (1/17/17)
Made 15 FT	10, Darius Johnson vs. Charlotte (11/20/23)
Attempted 15 FT	15, Bennie Shaw vs. Medgar Evers (12/18/75)
Attempted 20 FT	15, Collin Smith vs. Cincinnati (1/11/20)
Had 15 rebounds	21, Tacko Fall vs. South Florida (2/13/19)
Had 20 rebounds	19, Ibrahima Diallo vs. BYU (1/13/24)
Had 10 assists	20, Tacko Fall vs. SMU (2/24/19)
Had 12 assists	10, Darius Johnson vs. Tulsa (2/11/23)
Had 6 blocks	13, Brandon Goodwin at Tulane (2/19/15)
Had 8 blocks	6, Tacko Fall at Missouri (12/2/18)
Had 7 steals	8, Tom Herzog vs. Bethune-Cookman (12/11/10)
Had a double-double	7, Darius Johnson at Wichita State (2/8/23)
Two players had double-doubles	Ibrahima Diallo vs. BYU (1/13/24) - 11 pts/19 reb (1/13/24)
Had a triple-double	Taylor Hendricks vs. Stetson - 16 pts/10 reb (12/21/22)
	Darius Johnson vs. Stetson - 16 pts/10 ast (12/21/22)
	Isaiah Sykes vs. East Carolina - 20 pts/16 reb/11 ast (2/9/13)



## ADDITION FINANCIAL ARENA



The UCF men's and women's basketball programs have called the beautiful 10,000-seat Addition Financial Arena their home since the start of the 2007-08 season. Located in the heart of Knights Plaza on the expansive north side of campus, the state-of-the-art facility opened in the fall of 2007 to packed crowds at multiple events.

Addition Financial Arena's unique design provides an intimate atmosphere for all students, alumni, fans and supporters, while creating an intimidating environment for opponents. With a raucous student section, dubbed the "Knightmare," Addition Financial Arena has quickly become one of the more formidable basketball facilities in the entire southeast. The design offers perfect sight lines for all fans, giving every fan a spectacular view.

Approximately 7,000 seats make up the lower bowl, with an additional 3,000 seats situated in the upper level. Club level seating is on the east side of the arena, with exclusive access to the regal Black and Gold Club before, during and after each game.

The facility features 16 luxury boxes and suites, a club lounge, open concourse areas and numerous concession options. Fans benefit from a state-of-the-art audio and video system. The scoreboard located at center court features four video screens that show replays and player information with an LED ribbon board stretching around the bottom.

Patrons enter the building through a spacious lobby that has conveniently located concession and apparel stands.

Addition Financial Arena sits on the northern side of campus and is nestled in with UCF's other athletics facilities, including FBC Mortgage Stadium, The Venue, John Euliano Park and the UCF Soccer/Track Complex. FBC Mortgage Stadium also opened up during the same September week in 2007.

The arena is the centerpiece of an area that includes apartment-style dormitories with 2,000 total beds and about 100,000-square feet of retail space. Before and after games, fans can dine and shop at establishments like Barnes & Noble Bookstore, Burger U, Gringos Locos, Domino's, The Pop Parlour, Dunkin', Jimmy John's, Subway and Knightro's.

The neighboring retail area has room for 24 shops.

Addition Financial Arena also hosts premiere concerts along with UCF commencement ceremonies. The Central Florida Crusaders, expansion members of the National Indoor Soccer League, began fielding men's and women's teams in the venue for the 2022-23 season.

The arena is located directly in front of UCF's old home, The Venue, which re-opened following a year of massive renovations to create a new home for the women's volleyball program as well as dedicated practice facilities for both the men's and women's basketball programs. The Knights played in the former 5,100-seat building from 1991-2007.

Construction on the new facility began in November of 2005. The arena was designed by HOK Sports and constructed by KUD International.

The arena officially opened on Sept. 8, 2007, with a Reba McEntire concert. The first UCF event at the new arena occurred on Sept. 28, 2007, when the UCF volleyball team hosted East Carolina.



Capacity	10,000
Construction Began	November 2005
Construction Completed	August 2007
Design	HOK Sports
Construction	KUD International
Cost	\$80 million
Luxury Suites	16
Lower Level Seats	5,598
Upper Level Seats	3,365
Club Seats	502
Concession Stands	7
Points of Sale	28
Video Boards	4
First UCF Game	UCF 63, Nevada 60 (11/11/07)

### Highest Single-Game Home Attendance Records

1.	10,011	Illinois (3/22/17)
2.	9,825	Memphis (1/10/09)
3.	<b>9,469</b>	<b>Kansas (1/10/24)</b>
4.	9,460	Marshall (1/13/10)
5.	9,383	Houston (1/25/23)
6.	9,358	Michigan (12/30/21)
7.	9,347	Rice (1/22/11)
8.	9,343	Florida State (11/13/13)
9.	9,141	Cincinnati (3/7/19)
9.	<b>9,137</b>	<b>BYU (11/23/24)</b>
10.	9,094	Marshall (1/5/11)
11.	8,734	Memphis (1/18/12)
12.	8,727	Massachusetts (11/13/09)
13.	8,142	Houston (1/29/22)
14.	8,044	East Carolina (1/19/11)
15.	7,862	Houston (1/11/12)
16.	7,760	Southern Miss (1/28/12)
17.	7,653	USF (11/18/10)
18.	7,565	Cincinnati (1/16/18)
19.	7,514	Miami (11/12/19)

### Single-Season Home Attendance

1.	121,036 (6,370/19 games)	2010-11
2.	97,297 (5,723/17 games)	2011-12
3.	90,466 (4,523/20 games)	2012-13
4.	90,067 (5,298/17 games)	2013-14
5.	89,664 (5,274/17 games)	2022-23
6.	88,378 (4,651/19 games)	2016-17

### Addition Financial Arena Record by Coaches

Coach	Seasons	Addition Financial Record	Win Pct.
Kirk Speraw	3	34-13 / 12-13*	.725 / .480*
Donnie Jones	6	74-33 / 59-33*	.692 / .641*
Johnny Dawkins	8	90-30	.750

\*2008-09, 2009-10, 2010-11 victories vacated due to NCAA sanctions

### Season-by-Season Record in Addition Financial Arena

Season	Head Coach	Home Record
2007-08	Kirk Speraw	12-4
2008-09	Kirk Speraw	13-3 / 0-3*
2009-10	Kirk Speraw	9-6 / 0-6*
2010-11	Donnie Jones	15-4 / 0-4*
2011-12	Donnie Jones	16-1
2012-13	Donnie Jones	15-5
2013-14	Donnie Jones	10-7
2014-15	Donnie Jones	10-8
2015-16	Donnie Jones	8-8
2016-17	Johnny Dawkins	15-3
2017-18	Johnny Dawkins	12-4
2018-19	Johnny Dawkins	15-2
2019-20	Johnny Dawkins	10-6
2020-21	Johnny Dawkins	6-3
2021-22	Johnny Dawkins	13-3
2022-23	Johnny Dawkins	11-6
2023-24	Johnny Dawkins	8-3
<b>17 Seasons</b>	<b>3 Head Coaches</b>	<b>198-76 / 161-76*</b>
		<b>.725 / .679 Win %</b>

\*2008-09, 2009-10, 2010-11 victories vacated due to NCAA sanctions

### UCF's Addition Financial Arena Winning Streaks

G	Began	Ended	Coach	Team to End Streak
14*	2/12/11	1/28/12	Donnie Jones	Southern Miss, 78-65
12**	2/6/08	1/10/09	Kirk Speraw	Memphis, 73-66
10	11/24/18	2/7/19	Johnny Dawkins	No. 12 Houston, 77-68
10*	11/12/10	1/19/11	Donnie Jones	East Carolina, 68-61
7	2/14/17	11/30/17	Johnny Dawkins	Missouri, 62-59
7	1/30/12	11/20/12	Donnie Jones	Middle Tennessee, 75-61
7*	3/7/09	12/30/09	Kirk Speraw	Jacksonville, 61-51
6	12/4/22	1/25/23	Johnny Dawkins	No. 3 Houston, 82-71
6	1/5/13	2/20/13	Donnie Jones	Marshall, 82-70
6	11/17/13	12/31/13	Donnie Jones	No. 10 Louisville, 90-65

\*Streak is actually 11 due to three consecutive home wins at the end of the 2010-11 season being vacated via to NCAA sanctions  
\*\*Streak is actually four due to eight consecutive home wins to begin the 2008-09 season being vacated via to NCAA sanctions  
\*entire winning streak vacated due to NCAA sanctions



# Johnny Dawkins

Head Coach | Eighth Season

UCF head men's coach Johnny Dawkins has built a particularly glossy college basketball playing and coaching catalogue—most recently including 2023 induction into the National Collegiate Basketball Hall of Fame and selection of a UCF player in the first round of the 2023 NBA Draft—as he joins the Knights in heading into Big 12 Conference play in 2023-24.

#### Dawkins' resume showcases:

- 15 seasons as a major-college head coach (the last seven at UCF), including eight postseason berths and a pair of National Invitation Tournament titles
  - Extensive player development, highlighted by Taylor Hendricks' selection in the first round of the 2023 NBA Draft after only a single season at UCF
  - 10 additional previous seasons of experience as an assistant coach at Duke, including NCAA Championship appearances every year, an NCAA title in 2001 and seven Atlantic Coast Conference Tournament crowns
  - A nine-year NBA career that included a career double-figure scoring average
  - A collegiate playing career at Duke that featured national player-of-the-year recognition as a senior as the school's all-time top career scorer, later culminating with his 2023 National Collegiate Basketball Hall of Fame selection
- In seven seasons at UCF, Dawkins has led the program to unprecedented heights, in the only seven-year stretch with three or more postseason appearances. He led the Knights to their first NCAA Championship victory in 2019. He's also responsible for producing UCF's first lottery pick after Taylor Hendricks was selected by the Utah Jazz with the ninth overall pick in the 2023 NBA Draft. Now, Dawkins will look to bring the Knights to even greater achievements as UCF beginning in 2023-24 begins participation in one of the deepest, most challenging conferences in college basketball, the Big 12.

Dawkins boasts five wins over ranked opponents in his time at the helm of the Knights, accounting for the majority of UCF's wins over Associated Press top-25 teams in the program's history. Most recently, the Knights topped in-state rival and 15th-ranked Florida State in Tallahassee in 2020, the program's first victory over the Seminoles. The Knights ripped off consecutive victories over No. 6 Houston and No. 19 Cincinnati during the 2018-19 regular-season run to the NCAA Championship, solidifying themselves in the field of 64. UCF defeated No. 24 Alabama in December 2017, after earning the first ranked win under Dawkins on Feb. 26, 2017, beating No. 15 Cincinnati 53-49. UCF cracked the AP poll on Mar. 4, 2019, for the first time since 2011, earning a ranking of 25th late in the regular season. It was the latest into a season that the Knights had been ranked. The home finale against Cincinnati in 2019 marked the first matchup of ranked teams at Addition Financial Arena.

Dawkins was named UCF's seventh head men's basketball coach on Mar. 23, 2016.

#### The 2019 NCAA Championship Run

The 2018-19 season was Dawkins' best to date with the Knights as he guided UCF to a number-nine seed in the NCAA Championship bracket, its highest seed in five all-time NCAA Championship appearances, and defeated eighth-seeded VCU 73-58 in first-round action.

UCF then came inches away from upsetting top overall seed Duke in the second round, ultimately falling 77-76 to Mike Krzyzewski, Zion Williamson and RJ Barrett as BJ Taylor's floater rimmed out and Aubrey Dawkins' tip-in barely missed at the buzzer.

The Knights were stellar down the stretch to secure their at-large NCAA Championship berth, winning on the road at No. 6/8 Houston to snap the Cougars' 33-game home win streak and topping No. 19/20 Cincinnati in Orlando. It marked the first time UCF had earned multiple victories over ranked opponents in the same season, and the Knights did it in back-to-back games.

Dawkins led UCF back to the NCAA Championship for the first time since 2005, and the first time as an at-large selection (with the previous four NCAA Championships as champions of the Atlantic Sun Conference Tournament in 1994, 1996, 2004 and 2005). He helped three individuals earn all-conference accolades from the American Athletic Conference in 2018-19, as UCF led the league with three honorees. BJ Taylor became the first Knight to earn first-team AAC honors, while Aubrey Dawkins was named second team and Tacko Fall added third-team honors. It marked just the second time that the Knights put multiple student-athletes on the AAC all-conference teams and the ninth time in the program's Division I history that multiple Knights earned all-conference honors in the same season (dating back to the 1993-94 season). With two players on the three all-conference teams, only Houston had more players earn all-conference honors.

Following the end of the 2018-19 regular season, Dawkins was named a finalist for the Skip Prosser Man of the Year Award and the Ben Jobe National Coach of the Year Award.

UCF finished the year 24-9, tied for the fourth most wins in a season in program history. The Knights' 23 regular-season wins marked a record in UCF's Division I era. The team went 13-5 in AAC play, the team's most league wins since joining that conference, and earned the number-four seed in the conference tournament for the second time in three seasons.

#### Dominant Defense

Known for their defense under Dawkins, the Knights ranked 11th in the nation in field-goal percentage defense, holding opponents to just 39.4 percent shooting in the 2018-19 NCAA Championship run. UCF was also 27th in scoring defense, allowing 64.5 points per game that season.

Defense always has been a priority with UCF teams, as four of Dawkins' seven seasons with the Knights have seen the team finish inside the top 50 nationally in scoring defense, including two top-10 finishes. UCF ranked third in the nation in scoring defense in 2017-18, holding teams to 61.7 points per game and 40.1 percent shooting, slotting the team at the No. 10 spot in the country. Dawkins' first season with UCF in 2016-17 saw the team finish No. 1 in field-goal percentage defense, limiting foes to 36.5% from the field, and No. 6 in scoring defense, with opponents averaging 61.2 points per contest.

#### Highly-Touted Hendricks

Taylor Hendricks qualifies as UCF's top recruit in program history. He came into college as a top-100 player in two of

## COACHING EXPERIENCE

2016-present	UCF	Head Coach
2008-16	Stanford	Head Coach
2000-08	Duke	Associate Head Coach
2006-08	USA Basketball	Player Personnel
1998-99	Duke	Assistant Coach

## NBA EXPERIENCE

1994-95	Detroit Pistons
1989-94	Philadelphia 76ers
1986-89	San Antonio Spurs
1986	Drafted, Spurs - 10th Overall

the three major recruit rankings as ESPN pinned him No. 54 and Rivals had him at No. 87. Hendricks lived up to the hype on opening night, dropping a team-best 23 points in his collegiate debut and finishing with averages of 15.3 points and 6.9 rebounds.

Through plenty of work and coaching throughout the season, Hendricks quietly began to creep into mock drafts across the country. At season's end, Hendricks had achieved two career-high marks of 25 points and recorded five double-doubles. He was the nation's only player to make 60 or more three-pointers, tally 55 or more blocks and record 35 or more dunks. He was honored with a unanimous selection to the American Athletic Conference All-Rookie Team and was named second-team All-AAC.

Hendricks announced his intent to enter the NBA Draft on Mar. 22, 2023, making him UCF's first one-and-done player. The freshman phenom later went on to become the Knights' first lottery pick as well as a first-round selection, going ninth to the Utah Jazz in the 2023 NBA Draft. Enshrined in the College Basketball Hall of Fame Dawkins was honored Aug. 30, 2023, as an inductee in the 18th class of the National Collegiate Basketball Hall of Fame. He was joined by former Duke coach Mike Krzyzewski, who was officially honored in the class of 2023 after initially being among the Hall of Fame's Founding Class in 2006.

Dawkins was inducted for his playing days as a Blue Devil and is one of the most decorated players in Duke history. He is regarded as a key early figure in the program's ascent to becoming a national power. From 1982-86, Dawkins piled up 2,556 points – a mark that stood as the school's scoring record until 2006 and remains second all-time. He was a two-time consensus All-American, a four-time All-ACC selection—and was recipient of the 1986 Naismith National Player of the Year award.

As a senior, Dawkins led Duke to the ACC regular-season and tournament titles, and an appearance in the NCAA national championship game. The 10th overall pick by the Spurs in the 1986 NBA Draft, Dawkins saw action in nine professional seasons with the Spurs, 76ers and Pistons. He averaged 11.1 points and 5.5 assists through 541 career NBA games.

#### UCF Player Honors

Multiple players have earned conference and national honors under Dawkins' tenure. Tacko Fall earned a spot on the Lefty Driesell Defensive All-America team in 2016-17 and was named the American Athletic Conference Defensive Player of the Year. B.J. Taylor earned first-team All-AAC and NABC first-team All-District honors in 2018-19.

Seven nods to the All-AAC Team were awarded while the Knights were members of that league. An additional three All-Rookie Team honors were earned, all over the last three seasons. Taylor Hendricks earned second-team All-Conference honors as well as an unanimous nod to the All-Rookie Team in 2022-23, as well as tallying a record nine conference rookie-of-the-week accolades. Darius Johnson and Isaiah Adams preceded Hendricks in earning All-Rookie Team nods in 2021-22 and 2020-21, respectively. Aubrey Dawkins (2018-19) and Taylor (2016-17) are the other Knights who received All-AAC second-team honors, while Darin Green Jr. (2021-22), Brandon Mahan (2020-21), Darius Perry (2020-21) and Fall (2018-19) all were members of an AAC third team.

#### Postseason Pushes

On top of the NCAA Championship run in 2018-19, the Knights have punched two tickets to the NIT under Dawkins' direction. In the most recent trip in 2023, the Knights travelled to Gainesville, Florida, and handily beat Florida 67-49, UCF's first road victory against the Gators in program history. The Knights were the only team to hold Florida under 50 points all season. It was the sixth time that season UCF limited an opponent to 50 points or fewer. The Knights' run came to an end in their inaugural meeting with top-seeded Oregon in Eugene.

The 2016-17 season took UCF to New York's Madison Square Garden in Dawkins' first year at the helm of the Knights. UCF hosted its first NIT game, defeating Colorado for the program's first postseason win in an NIT or NCAA game. The Knights went on to defeat top-seeded Illinois State on the road, before coming home to the first sell-out crowd at Addition Financial Arena and winning 68-58 over Illinois to earn a spot in the NIT semifinals. Under Dawkins' leadership, UCF led all NCAA Division I teams in defensive field-goal percentage, holding opponents to just 36.5 percent from the floor. The Knights were also sixth in the nation, allowing only 61.2 points per game, and gave up 45 or fewer points in four games over the course of the year. Dawkins was a finalist for both the Jim Phelan and Ben Jobe National Coach of the Year awards in his first season at UCF. Matt Williams set UCF records for three-pointers in a career, season and game, before signing a professional contract with the Miami Heat

#### Notable Notes

In UCF's Dec. 11, 2021, win over North Carolina A&T, Dawkins picked up his 100th victory with the Knights, becoming the fastest coach in program history and just the third one to do so. Following the end of the 2022-23 season, Dawkins stands 131-87 all-time as head coach of the Knights, a winning percentage of .600, currently the second-highest in program history, trailing only Torchy Clark's .755 mark.





In seven years, Dawkins has done a similarly successful job with his players in the classroom. With Dawkins at the helm, the Knights men's basketball program recorded an average semester team grade-point average over 3.0 for the first time in recorded history in 2018. Then the Knights did it again, setting a new program record with an average semester GPA of 3.03 in spring 2019. Under Dawkins' watch, more than 45 nods have been earned by Knights on the AAC All-Academic team.

When Dawkins took over at UCF, the Knights had gone 12-18 the season before and hadn't finished above .500 since 2012-13. He led UCF to a 24-12 record in his first season at the helm, the sixth-best turnaround in the nation. With just seven scholarship players due to transfers and injuries, the Knights earned the fourth seed – their highest ever – in the American Athletic Conference Tournament, eventually falling to league champion SMU in the semifinals.

**Stanford Stint**

Stanford put together four 20-win seasons in Dawkins' tenure as head coach. He is only the second coach in Stanford history with at least four 20-win seasons. Stanford's success on the court came against some of the toughest schedules in the nation. During the 2015-16 season, the Cardinal faced the sixth-most difficult slate in the country—with a nation-leading 17 of Stanford's 30 games against RPI top-50 squads. Stanford's strength of schedule was rated in the top 50 each of his final four seasons, including two in the top 20, with an average rank of 27.75.

The Cardinal basketball program also excelled in the classroom during Dawkins' tenure, earning at least three Pac-12 All-Academic selections for five consecutive seasons and producing back-to-back Pac-12 Scholar-Athlete of the Year recipients (2014, 2015). Stanford also received annual national academic recognition, with three players earning National Association of Basketball Coaches (NABC) Honors Court status in 2015. The Cardinal was one of 20 NCAA Division I teams to earn an NABC Team Academic Excellence Award in 2016.

In 2012, Dawkins mentored Chasson Randle to become the consummate student-athlete. Randle finished that season as Stanford's all-time leading scorer and earned the program's initial first-team Academic All-America selection since 2006. Under Dawkins, Stanford recorded back-to-back perfect Academic Progress Rate (APR) scores of 1,000 in both the 2012-13 and 2013-14 reports.

Player development was also markedly improved at Stanford under Dawkins' tutelage. Four Cardinal players were selected in the NBA Draft following their collegiate careers—including 2014 first-round pick Josh Huestis.

**Learning from a Legend**

The Washington, D.C., native coached for 10 years under the legendary Mike Krzyzewski at Duke. During Dawkins' decade as a coach at Duke, the Blue Devils won a national championship (2001), tallied six ACC regular-season championships, recorded seven ACC Tournament titles and posted a 330-60 (.846) record. In four consecutive seasons from 1999-2002, Duke finished the regular season ranked No. 1 in both national polls, a first in college basketball history. Duke reached a No. 1 national ranking in seven of 10 seasons with Dawkins on the coaching staff.

While at Duke, he also served as the player personnel director for the USA Basketball Senior National Team from 2006-08.

**Decorated at Duke**

Following a prolific high school career at Mackin Catholic High School in Washington, D.C. (McDonald's All-American and third-team Parade All-American), Dawkins made his way to Duke, where he would become one of the most decorated players to set foot in Durham, North Carolina.

He played for the Blue Devils from 1982-83 through 1985-86, earning consensus All-America honors twice (1985, 1986). Dawkins was also voted the 1986 Naismith National Player of the Year and named a Freshman All-American in 1983. During his collegiate career, he helped lead Duke to three NCAA Championship berths, including an NCAA title-game appearance in 1986. He was an All-ACC honoree all four seasons as a Blue Devil. Dawkins helped Duke win the 1986 ACC Tournament title in his senior season, claiming the MVP award in the process.

Dawkins finished his career as the school's all-time leading scorer and held that honor until 2006 when J.J. Redick surpassed his mark of 2,556 points. He recorded double-figure point totals in 129 of 133 collegiate games. Dawkins led the Blue Devils in scoring all four years, recording the fourth-highest season point total in school history with 809 in 1986. Dawkins remains Duke's career record-holder in field goals (1,026) and field goals attempted (2,019) while also setting the school's single-season mark for field goals (331) during the 1986 campaign.

Dawkins was inducted into the Duke Sports Hall of Fame in September 1996. His jersey number 24 was retired by the school.

**COACHING RECORD**

Year	School	Record	Pct
2008-09	Stanford	20-14	.588
2009-10	Stanford	14-18	.438
2010-11	Stanford	15-16	.484
2011-12	Stanford	26-11	.703
2012-13	Stanford	19-15	.559
2013-14	Stanford	23-13	.639
2014-15	Stanford	24-13	.649
2015-16	Stanford	15-15	.500
2016-17	UCF	24-12	.667
2017-18	UCF	19-13	.594
2018-19	UCF	24-9	.742
2019-20	UCF	16-14	.533
2020-21	UCF	11-12	.478
2021-22	UCF	18-12	.600
2022-23	UCF	19-15	.559
2023-24	UCF	11-5	.688
<b>At UCF</b>	<b>8 Seasons</b>	<b>142-93</b>	<b>.604</b>
<b>Total</b>	<b>16 Seasons</b>	<b>298-208</b>	<b>.589</b>

**COACHING HIGHLIGHTS**

2008-09	CBI Semifinals
2011-12	NIT Champions
2012-13	NIT Second Round
2013-14	NCAA Sweet 16
2014-15	NIT Champions
2016-17	NIT Semifinals
	Finalist for Jim Phelan National Coach of the Year
	Finalist for Ben Jobe National Coach of the Year
2018-19	Finalist for Skip Prosser Man of the Year
	Finalist for Ben Jobe National Coach of the Year
	NCAA Tournament
2022-23	NIT Second Round

**COLLEGIATE CAREER**

1982-86	Duke University
1985-86	Naismith National Player of the Year
	Consensus First Team All-America
	First Team All-ACC
	NCAA East Regional MVP
	ACC Tournament MVP
	Duke Team MVP
	Duke Co-Captain
1984-85	Consensus First Team All-America
	First Team All-ACC
	Duke Team MVP
1983-84	Second Team All-ACC
	Duke Team MVP
1982-83	Freshman All-America
	Second Team All-ACC
	Duke Team MVP

**THE DAWKINS FILE**

Hometown	Washington, D.C.
High School	Mackin Catholic
College	Duke, 1986

**Professional Experience**

A 1986 first-round NBA Draft pick (10th overall) by San Antonio, Dawkins saw action in nine NBA seasons with the Spurs (1986-89), Philadelphia 76ers (1989-94) and Detroit Pistons (1994-95). He averaged 11.1 points, 2.5 rebounds and 5.5 assists over 541 career NBA games.

**Giving Back to the Game**

Dawkins has served as a member of the National Association of Basketball Coaches Board of Directors since 2012. He currently serves on the NCAA Division I Men's Basketball Ethics Coalition, an independent committee of current and former coaches, charged with promoting ethical conduct through leadership, education and mentoring opportunities, while identifying key issues challenging the coaching community.



# 0 Charlie May

Guard | Redshirt Freshman | 6-5 | 183  
Boca Raton, Fla. | St. Andrew's School

## MAY NOTEBOOK

- Made his collegiate debut in the final minute of UCF's 2023-24 season opener in an 85-62 victory over FIU
- Did not see game action during the 2022-23 season.
- Helped St. Andrews to a state championship in his high school sophomore season.
- May and St. Andrews earned three district titles from his freshman to junior years.
- Was the team captain of his St. Andrews squad in his senior season.
- His father, Dusty May, is entering his sixth season head coach of the Florida Atlantic's men's basketball team and led the program to its first NCAA Final Four during the 2022-23 season. His brother, Jack May, is on Florida's men's basketball roster as a redshirt junior guard for the 2023-24 season.

## COLLEGE PATH

22-23: Freshman - UCF  
23-24: Redshirt Freshman - UCF

## SOCIAL MEDIA

@charlie.may12  
@charlie12may

## Did You Know?

Major: Communications  
Favorite pro athlete: Paul George  
Favorite pro team: Indiana Pacers  
Pre-game ritual: Listen to Youngboy  
Favorite movie: Step Brothers  
Favorite TV show: The Office  
Favorite music artist: NBA Youngboy  
Favorite food: Pizza  
Second favorite sport: Football  
Favorite off-day activity: Playing video games  
Fun fact: His dog has one eye  
Hidden talent: Good at Wii bowling

## GAME-BY-GAME STATS

Opponent	Date	GS	MIN	Total		3-Pointers		Free throws		Rebounds				PF	A	TO	BLK	STL	PTS	AVG
				FG-FGA	PCT	3FG-3FGA	PCT	FT-FTA	PCT	OFF	DEF	TOT	AVG							
FIU	11/06/2023		00:38	0-0	.000	0-0	.000	0-0	.000	0	0	0	0.0	0	0	0	0	0	0	0.0
Cal St. Fullerton	11/16/2023		00:31	0-0	.000	0-0	.000	0-0	.000	0	0	0	0.0	0	0	0	0	0	0	0.0
Lipscomb	12/02/2023		01:37	0-1	.000	0-0	.000	0-0	.000	0	1	1	0.3	0	0	0	0	0	0	0.0
Jacksonville	12/06/2023		02:03	0-0	.000	0-0	.000	0-0	.000	0	1	1	0.5	0	0	0	0	0	0	0.0
Maine	12/18/2023		02:17	0-0	.000	0-0	.000	0-0	.000	0	1	1	0.6	2	0	0	0	0	0	0.0
Bethune-Cookman	12/29/2023		02:56	0-0	.000	0-0	.000	0-0	.000	0	0	0	0.5	0	0	1	0	1	0	0.0
<b>Totals</b>			<b>0 10:02</b>	<b>0-1</b>	<b>.000</b>	<b>0-0</b>	<b>.000</b>	<b>0-0</b>	<b>.000</b>	<b>0</b>	<b>3</b>	<b>3</b>	<b>0.5</b>	<b>2</b>	<b>0</b>	<b>1</b>	<b>0</b>	<b>1</b>	<b>0</b>	<b>0.0</b>

## Player Averages

Games Played	Minutes/game	Points/game	FG Pct	3FG Pct	FT Pct	Rebounds/game	Assists/game	Turnovers/game	Assist/Turnover ratio	Steals/game	Blocks/game
6	1.7	0.0	0.0	0.0	0.0	0.5	0.0	0.2	0.0	0.2	0.0

## MISCELLANEOUS

Situation	'23-'24
Led team in scoring	-
Led team in rebounds	-
Led team in assists	-
Led team in blocks	-
Led team in steals	-
Double-Doubles	-
Double Figure Points	-
5+ Rebounds	-
Double Figure Rebounds	-
20-Point Games	-
30-Point Games	-
3+ Three Pointers	-
5+ Assists	-
3+ Steals	-
3+ Blocks	-

## 2023-24 GAME HIGHS


Points	N/A	-
Rebounds	1	3x, last vs. Maine (12/18/23)
Assists	N/A	-
Steals	1	Bethune-Cookman (12/29/23)
Blocks	N/A	-
FGs Made	N/A	-
FGs Attempted	1	Lipscomb (12/2/23)
3-Pt. FGs Made	N/A	-
3-Pt. FGs Attempted	N/A	-
FTs Made	N/A	-
FTs Attempted	N/A	-

## SINGLE-GAME CAREER HIGHS

Points	N/A	-
Rebounds	1	3x, last vs. Maine (12/18/23)
Assists	N/A	-
Steals	1	Bethune-Cookman (12/29/23)
Blocks	N/A	-
FGs Made	N/A	-
FGs Attempted	1	Lipscomb (12/2/23)
3-Pt. FGs Made	N/A	-
3-Pt. FGs Attempted	N/A	-
FTs Made	N/A	-
FTs Attempted	N/A	-

## CAREER STATS

SEASON	TEAM	Field Goals		3-Point		F-Throws		Rebounds				Scoring								
		GP-GS	MIN/AVG	FG-FGA	FG%	3FG-3FGA	3FG%	FT-FTA	FT%	OFF	DEF	TOT	AVG	PF-FO	A	TO	BLK	STL	PTS	AVG
2023-24	UCF	6-0	10/1.7	0-1	.000	0-0	.000	0-0	.000	0	3	3	0.5	2-0	0	1	0	1	0	0.0
<b>TOTAL</b>		<b>6-0</b>	<b>10/1.7</b>	<b>0-1</b>	<b>.000</b>	<b>0-0</b>	<b>.000</b>	<b>0-0</b>	<b>.000</b>	<b>0</b>	<b>3</b>	<b>3</b>	<b>0.5</b>	<b>2-0</b>	<b>0</b>	<b>1</b>	<b>0</b>	<b>1</b>	<b>0</b>	<b>0.0</b>



# 1 Antwann Jones

Guard | 5th Year | 6-6 | 215

Orlando, Fla. | Oak Ridge | Louisiana/Creighton/Memphis

## JONES NOTEBOOK

- Made his UCF debut on 12/10/23, playing in almost 16 minutes against Ole Miss.
- Played in eight games in 2021-22 with Louisiana, including one start against Jackson State, shooting 40% from the field on the season
- Recorded nine assists and added one block with the Rajin Cajuns
- Played in 30 games in 2020-21 with Creighton, including one start, while averaging 3.4 points, 2.2 rebounds and 1.3 assists per contest in 10.9 minutes per game
- Made his Creighton debut with 11 points, 5 rebounds and 4 assists vs. North Dakota State (Nov. 29), then had 12 points and 6 assists vs. Omaha (Dec. 1)
- Scored a season-high 13 points in 13 minutes with the Bluejays, adding four rebounds and two assists to lead comeback from 13 down vs. No. 22 Xavier (Dec. 23)
- Was able to practice, but redshirted and did not play for Creighton's BIG EAST champion team in 2019-20.
- Averaged 4.7 points and 3.0 rebounds in 16.7 minutes per game during his lone season at Memphis; saw action in 35-of-36 games, with six starts
- Shot 42.4 percent from the field, 34.1 percent from three-point range and 84.4 percent at the line; scored in double-figures seven times, with a high of 16 points vs. Wichita State (Jan. 3); Compiled a streak of four straight games with 11 points or more from Dec. 22-Jan. 3, averaging 12.8 points in that span

## COLLEGE PATH

- 18-19: Freshman - Memphis
- 19-20: Sophomore - Creighton
- 20-21: R-Sophomore - Creighton
- 21-22: R-Junior - Louisiana
- 22-23: R-Senior - Did Not Play
- 23-24: 5th Year - UCF

## SOCIAL MEDIA

@\_twnnnnn  
@j5\_twann

## Did You Know?

- Major: Marketing
- Favorite pro athlete: Shaquille O'Neal
- Favorite pro team: Baltimore Ravens
- Pre-game ritual: Pray, drink Starbucks, stretch, practice shooting, meditate
- Favorite movie(s): Iron Man
- Favorite TV show: Power
- Favorite music artist: Kodak Black
- Favorite food: Penne pasta alla vodka
- Second favorite sport: UFC
- Favorite off-day activity: Sleeping
- Fun fact: He and his mom share the same birthday
- Hidden talent: Can rap

## GAME-BY-GAME STATS

Opponent	Date	GS	MIN	Total		3-Pointers		Free throws		Rebounds				PF	A	TO	BLK	STL	PTS	AVG	
				FG-FGA	PCT	3FG-3FGA	PCT	FT-FTA	PCT	OFF	DEF	TOT	AVG								
Ole Miss	12/10/2023		15:55	0-2	.000	0-1	.000	3-6	.500	2	2	4	4.0	1	3	0	0	0	3	3.0	
Maine	12/18/2023		14:36	1-3	.333	0-1	.000	0-2	.000	0	2	2	3.0	2	1	1	0	0	2	2.5	
Florida A&M	12/21/2023		02:58	0-0	.000	0-0	.000	0-0	.000	0	0	0	2.0	1	0	0	0	0	0	1.7	
Bethune-Cookman	12/29/2023		08:23	4-6	.667	2-2	1.000	0-0	.000	1	1	2	2.0	0	1	1	0	0	10	3.8	
at Kansas St.	01/06/2024		14:09	0-3	.000	0-1	.000	0-0	.000	0	2	2	2.0	2	2	1	0	0	0	3.0	
Kansas	01/10/2024		03:41	0-0	.000	0-0	.000	0-0	.000	1	0	1	1.8	1	0	1	0	0	0	2.5	
at Texas	01/17/2024		04:14	0-2	.000	0-2	.000	0-0	.000	0	1	1	1.7	0	0	1	0	1	0	2.1	
at Houston	01/20/2024		03:15	1-3	.333	0-1	.000	0-0	.000	0	0	0	1.5	0	0	0	0	1	2	2.1	
<b>Totals</b>			<b>0</b>	<b>67:11</b>	<b>6-19</b>	<b>.316</b>	<b>2-8</b>	<b>.250</b>	<b>3-8</b>	<b>.375</b>	<b>4</b>	<b>8</b>	<b>12</b>	<b>1.5</b>	<b>7</b>	<b>7</b>	<b>5</b>	<b>0</b>	<b>2</b>	<b>17</b>	<b>2.1</b>

## Player Averages

Games Played	Minutes/game	Points/game	FG Pct	3FG Pct	FT Pct	Rebounds/game	Assists/game	Turnovers/game	Assist/Turnover ratio	Steals/game	Blocks/game
8	8.4	2.1	31.6	25.0	37.5	1.5	0.9	0.6	1.4	0.3	0.0

## MISCELLANEOUS

Situation	'23-'24
Led team in scoring	-
Led team in rebounds	-
Led team in assists	1
Led team in blocks	-
Led team in steals	1
Double-Doubles	-
Double Figure Points	1
5+ Rebounds	-
Double Figure Rebounds	-
20-Point Games	-
30-Point Games	-
3+ Three Pointers	-
5+ Assists	-
3+ Steals	-
3+ Blocks	-

## 2023-24 GAME HIGHS

Points	10	Bethune-Cookman (12/29/23)
Rebounds	4	Ole Miss (12/10/23)
Assists	3	Ole Miss (12/10/23)
Steals	1	2x, last at Houston (1/20/24)
Blocks	N/A	-
FGs Made	4	Bethune-Cookman (12/29/23)
FGs Attempted	6	Bethune-Cookman (12/29/23)
3-Pt. FGs Made	2	Bethune-Cookman (12/29/23)
3-Pt. FGs Attempted	2	2x, last at Texas (1/17/24)
FTs Made	3	Ole Miss (12/10/23)
FTs Attempted	6	Ole Miss (12/10/23)

## SINGLE-GAME CAREER HIGHS

Points	16	Wichita State (1/3/19)
Rebounds	7	2x, last vs. Kennesaw St. (12/4/20)
Assists	6	Little Rock (12/19/18)
Steals	3	3x, last at Creighton (3/22/19)
Blocks	3	UCF (1/27/19)
FGs Made	7	Wichita State (1/3/19)
FGs Attempted	14	Canisius (11/23/18)
3-Pt. FGs Made	2	8x, last vs. Bethune-Cookman (12/29/23)
3-Pt. FGs Attempted	5	ECU (1/10/19)
FTs Made	7	Kennesaw St. (12/4/20)
FTs Attempted	8	Kennesaw St. (12/4/20)

## CAREER STATS

SEASON	TEAM	Field Goals		3-Point		F-Throws		Rebounds				Scoring								
		GP-GS	MIN/AVG	FG-FGA	FG%	3FG-3FGA	3FG%	FT-FTA	FT%	OFF	DEF	TOT	AVG	PF-FO	A	TO	BLK	STL	PTS	AVG
2018-19	Mem	35-6	580/16.6	56-132	.424	15-44	.341	38-45	.844	18	86	104	3.0	59-2	64	51	14	23	165	4.7
2020-21	CU	30-1	326/10.9	34-91	.374	12-37	.324	22-32	.688	15	52	67	2.2	36-0	39	22	6	7	102	3.4
2021-22	LA	8-1	65/8.1	6-15	.400	2-7	.286	3-7	.429	4	8	12	1.5	6-0	9	4	1	0	17	2.1
2023-24	UCF	8-0	67/8.4	6-19	.316	2-8	.250	3-8	.375	4	8	12	1.5	7-0	7	5	0	2	17	2.1
<b>TOTAL FOR UCF</b>	<b>8-0</b>	<b>67/8.4</b>	<b>6-19</b>	<b>.316</b>	<b>2-8</b>	<b>.250</b>	<b>3-8</b>	<b>.375</b>	<b>4</b>	<b>8</b>	<b>12</b>	<b>1.5</b>	<b>7-0</b>	<b>7</b>	<b>5</b>	<b>0</b>	<b>2</b>	<b>17</b>	<b>2.1</b>	
<b>TOTAL</b>	<b>81-8</b>	<b>1039/12.8</b>	<b>102-257</b>	<b>.397</b>	<b>31-96</b>	<b>.323</b>	<b>66-92</b>	<b>.717</b>	<b>41</b>	<b>154</b>	<b>195</b>	<b>2.4</b>	<b>108-2</b>	<b>119</b>	<b>82</b>	<b>21</b>	<b>32</b>	<b>301</b>	<b>3.7</b>	









# 4 Comeh Emuobor

Guard | Freshman | 6-5 | 205  
Raleigh, N.C. | Brewster Academy

## EMUOBOR NOTEBOOK

- Scored his first collegiate points on a three-pointer against Cal St. Fullerton on 11/16/23, added two free throws to tally five points in his third collegiate game.
- Made his collegiate debut in UCF's 2023-24 season opening win over FIU on 11/6/23, seeing 6:18 of game action and grabbing a rebound.
- A three-star small forward recruit ranked No. 7 in North Carolina and No. 41 at his position according to 247 Sports
- A top 200 national recruit according to 247 Sports' composite ranking
- Transferred to Brewster Academy in New Hampshire for his senior season

- Was North Carolina All-State in his sophomore and junior seasons, spending both at Ravenscroft High in Raleigh.
- Averaged 17.1 points, 8.0 rebounds and 3.5 assists per game in his junior year at Ravenscroft.
- Was named TISAC (Triangle Independent School Athletic Conference) MVP after his sophomore campaign
- Saw time on varsity his freshman season at Enloe High School, located in Raleigh, North Carolina.

## GAME-BY-GAME STATS

Opponent	Date	GS	MIN	Total		3-Pointers		Free throws		Rebounds				PF	A	TO	BLK	STL	PTS	AVG
				FG-FGA	PCT	3FG-3FGA	PCT	FT-FTA	PCT	OFF	DEF	TOT	AVG							
FIU	11/06/2023		06:18	0-2	.000	0-1	.000	0-0	.000	0	1	1	1.0	1	0	0	0	0	0	0.0
at Miami (FL)	11/10/2023		02:06	0-1	.000	0-0	.000	0-0	.000	0	0	0	0.5	0	0	0	0	0	0.0	
Cal St. Fullerton	11/16/2023		03:41	1-1	1.000	1-1	1.000	2-2	1.000	0	1	1	0.7	1	0	0	0	0	5	1.7
vs Charlotte	11/20/2023		04:00	0-1	.000	0-1	.000	0-0	.000	0	0	0	0.5	0	0	0	0	0	0	1.3
Lipscomb	12/02/2023		12:21	2-5	.400	1-1	1.000	0-0	.000	1	1	2	0.8	0	0	1	0	0	5	2.0
Jacksonville	12/06/2023		12:21	1-4	.250	0-1	.000	0-0	.000	0	3	3	1.2	2	1	0	0	1	2	2.0
Maine	12/18/2023		09:29	2-4	.500	0-1	.000	0-0	.000	0	0	0	1.0	2	0	0	0	0	4	2.3
at Kansas St.	01/06/2024		02:49	1-2	.500	0-0	.000	0-0	.000	0	1	1	1.0	0	0	0	0	0	2	2.3
at Houston	01/20/2024		03:15	0-0	.000	0-0	.000	1-2	.500	0	1	1	1.0	0	0	0	0	0	1	2.1
<b>Totals</b>			<b>0 56:20</b>	<b>7-20</b>	<b>.350</b>	<b>2-6</b>	<b>.333</b>	<b>3-4</b>	<b>.750</b>	<b>1</b>	<b>8</b>	<b>9</b>	<b>1.0</b>	<b>6</b>	<b>1</b>	<b>1</b>	<b>0</b>	<b>1</b>	<b>19</b>	<b>2.1</b>

## Player Averages

Games Played	Minutes/game	Points/game	FG Pct	3FG Pct	FT Pct	Rebounds/game	Assists/game	Turnovers/game	Assist/Turnover ratio	Steals/game	Blocks/game
9	6.3	2.1	35.0	33.3	75.0	1.0	0.1	0.1	1.0	0.1	0.0

## COLLEGE PATH

23-24: Freshman - UCF

## SOCIAL MEDIA

@comeh5  
@comeh\_emuobor

## Did You Know?

- Major: Undecided
- Favorite pro athlete: Victor Oladipo
- Favorite pro team: Los Angeles Lakers
- Pre-game ritual: Nap
- Favorite movie: Madagascar
- Favorite TV show: Martin
- Favorite music artist: Drake
- Favorite food: Pasta
- Second favorite sport: Soccer
- Favorite off-day activity: Sleep
- Fun fact: Likes animals
- Hidden talent: Can dance

## MISCELLANEOUS

Situation	'23-'24
Led team in scoring	-
Led team in rebounds	-
Led team in assists	-
Led team in blocks	-
Led team in steals	-
Double-Doubles	-
Double Figure Points	-
5+ Rebounds	-
Double Figure Rebounds	-
20-Point Games	-
30-Point Games	-
3+ Three Pointers	-
5+ Assists	-
3+ Steals	-
3+ Blocks	-

## 2023-24 GAME HIGHS

Points	5	2x, last vs. Lipscomb (12/2/23)
Rebounds	3	Jacksonville (12/6/23)
Assists	1	Jacksonville (12/6/23)
Steals	1	Jacksonville (12/6/23)
Blocks	N/A	-
FGs Made	2	2x, last vs. Maine (12/18/23)
FGs Attempted	5	Lipscomb (12/2/23)
3-Pt. FGs Made	1	2x, last vs. Lipscomb (12/2/23)
3-Pt. FGs Attempted	1	6x, last vs. Maine (12/18/23)
FTs Made	2	Cal St. Fullerton (11/16/23)
FTs Attempted	2	2x, last at Houston (1/20/24)

## SINGLE-GAME CAREER HIGHS

Points	5	2x, last vs. Lipscomb (12/2/23)
Rebounds	3	Jacksonville (12/6/23)
Assists	1	Jacksonville (12/6/23)
Steals	1	Jacksonville (12/6/23)
Blocks	N/A	-
FGs Made	2	2x, last vs. Maine (12/18/23)
FGs Attempted	5	Lipscomb (12/2/23)
3-Pt. FGs Made	1	2x, last vs. Lipscomb (12/2/23)
3-Pt. FGs Attempted	1	6x, last vs. Maine (12/18/23)
FTs Made	2	Cal St. Fullerton (11/16/23)
FTs Attempted	2	2x, last at Houston (1/20/24)

## CAREER STATS

SEASON	TEAM	GP-GS	MIN/AVG	Field Goals		3-Point		F-Throws		Rebounds				Scoring						
				FG-FGA	FG%	3FG-3FGA	3FG%	FT-FTA	FT%	OFF	DEF	TOT	AVG	PF-FO	A	TO	BLK	STL	PTS	AVG
2023-24	UCF	9-0	56/6.3	7-20	.350	2-6	.333	3-4	.750	1	8	9	1.0	6-0	1	1	0	1	19	2.1
<b>TOTAL</b>		<b>9-0</b>	<b>56/6.3</b>	<b>7-20</b>	<b>.350</b>	<b>2-6</b>	<b>.333</b>	<b>3-4</b>	<b>.750</b>	<b>1</b>	<b>8</b>	<b>9</b>	<b>1.0</b>	<b>6-0</b>	<b>1</b>	<b>1</b>	<b>0</b>	<b>1</b>	<b>19</b>	<b>2.1</b>





# 10 Mintautas Mockus

Guard/Forward | Freshman | 6-7 | 191  
Klaipeda, Lithuania | Klaipeda Vetrunges Gym

## MOCKUS NOTEBOOK

- Made his UCF debut in the team's 11/6/23 season opener against FIU, playing seven minutes, scoring two points while grabbing a rebound and steal
- Was the leading scorer among all attendees at the NBA Academy Games in July 2023 in Atlanta, Georgia
- Played in international basketball leagues from 2020-23 in Lithuania and Spain
- Played in the top two leagues in Lithuania, playing 25 games in the Lithuanian Basketball League with Prienai and 40 in the second tier for Kretingos Kretinga and Klaipedos Neptunas-Akvaservis
- Remained in his home country into 2023 and made the jump to the third tier of

Spanish basketball, LEB Plata, and played in nine contests for Clinica Ponferrada

- Was a member of the U18 Lithuania national team for the 2021 FIBA U18 European Challengers tournament; playing in five games, averaging 9.0 points, 6.8 rebounds and 4.4 assists while averaging nearly 22.5 minutes while shooting 40.6% from the field

## COLLEGE PATH

23-24: Freshman - UCF

## SOCIAL MEDIA

@mintas12  
@MintasMoc

## Did You Know?

- Major: Communications
- Favorite pro athlete: Luka Doncic
- Favorite pro team: Milwaukee Bucks
- Pre-game ritual: Listen to music
- Favorite movie: The Batman
- Favorite TV show: Stranger Things
- Favorite music artist: Tyler the Creator
- Favorite food: Chinese Food
- Second favorite sport: Soccer
- Favorite off-day activity: Video games
- Fun fact: Likes to swim
- Hidden talent: Can speak four languages

## MISCELLANEOUS

Situation	'23-'24
Led team in scoring	-
Led team in rebounds	-
Led team in assists	-
Led team in blocks	-
Led team in steals	-
Double-Doubles	-
Double Figure Points	-
5+ Rebounds	-
Double Figure Rebounds	-
20-Point Games	-
30-Point Games	-
3+ Three Pointers	-
5+ Assists	-
3+ Steals	-
3+ Blocks	-

## GAME-BY-GAME STATS

Opponent	Date	GS	MIN	Total		3-Pointers		Free throws		Rebounds				PF	A	TO	BLK	STL	PTS	AVG
				FG-FGA	PCT	3FG-3FGA	PCT	FT-FTA	PCT	OFF	DEF	TOT	AVG							
FIU	11/06/2023		07:00	1-4	.250	0-3	.000	0-0	.000	1	0	1	1.0	2	0	0	0	1	2	2.0
at Miami (FL)	11/10/2023		01:38	0-0	.000	0-0	.000	0-0	.000	0	0	0	0.5	1	0	1	0	0	0	1.0
Cal St. Fullerton	11/16/2023		03:41	0-1	.000	0-1	.000	0-0	.000	0	1	1	0.7	0	0	0	0	0	0.7	
vs Charlotte	11/20/2023		02:00	0-1	.000	0-1	.000	0-0	.000	0	1	1	0.8	0	0	0	0	0	0.5	
Lipscomb	12/02/2023		02:46	0-1	.000	0-0	.000	0-0	.000	0	1	1	0.8	0	0	1	0	0	0.4	
Jacksonville	12/06/2023		03:16	1-1	1.000	1-1	1.000	0-1	.000	0	1	1	0.8	0	0	0	0	0	0.8	
at Kansas St.	01/06/2024		05:53	1-1	1.000	0-0	.000	0-0	.000	0	1	1	0.9	1	1	0	0	0	2	1.0
<b>Totals</b>		<b>0</b>	<b>26:14</b>	<b>3-9</b>	<b>.333</b>	<b>1-6</b>	<b>.167</b>	<b>0-1</b>	<b>.000</b>	<b>1</b>	<b>5</b>	<b>6</b>	<b>0.9</b>	<b>4</b>	<b>1</b>	<b>2</b>	<b>0</b>	<b>1</b>	<b>7</b>	<b>1.0</b>

## Player Averages

Games Played	Minutes/game	Points/game	FG Pct	3FG Pct	FT Pct	Rebounds/game	Assists/game	Turnovers/game	Assist/Turnover ratio	Steals/game	Blocks/game
7	3.7	1.0	33.3	16.7	0.0	0.9	0.1	0.3	0.5	0.1	0.0

## 2023-24 GAME HIGHS

Points	3	Jacksonville (12/6/23)
Rebounds	1	6x, last at Kansas State (1/6/24)
Assists	1	at Kansas State (1/6/24)
Steals	1	FIU (11/6/23)
Blocks	N/A	-
FGs Made	1	3x, last at Kansas State (1/6/24)
FGs Attempted	4	FIU (11/6/23)
3-Pt. FGs Made	1	Jacksonville (12/6/23)
3-Pt. FGs Attempted	3	FIU (11/6/23)
FTs Made	N/A	-
FTs Attempted	1	Jacksonville (12/6/23)


## SINGLE-GAME CAREER HIGHS

Points	3	Jacksonville (12/6/23)
Rebounds	1	6x, last at Kansas State (1/6/24)
Assists	1	at Kansas State (1/6/24)
Steals	1	FIU (11/6/23)
Blocks	N/A	-
FGs Made	1	3x, last at Kansas State (1/6/24)
FGs Attempted	4	FIU (11/6/23)
3-Pt. FGs Made	1	Jacksonville (12/6/23)
3-Pt. FGs Attempted	3	FIU (11/6/23)
FTs Made	N/A	-
FTs Attempted	1	Jacksonville (12/6/23)

## CAREER STATS

SEASON	TEAM	GP-GS	MIN/AVG	Field Goals		3-Point		F-Throws		Rebounds				Scoring						
				FG-FGA	FG%	3FG-3FGA	3FG%	FT-FTA	FT%	OFF	DEF	TOT	AVG	PF	FO	A	TO	BLK	STL	PTS
2023-24	UCF	6-0	20/3.4	2-8	.250	1-6	.167	0-1	.000	1	4	5	0.8	3-0	0	2	0	1	5	0.8
<b>TOTAL</b>		<b>6-0</b>	<b>20/3.4</b>	<b>2-8</b>	<b>.250</b>	<b>1-6</b>	<b>.167</b>	<b>0-1</b>	<b>.000</b>	<b>1</b>	<b>4</b>	<b>5</b>	<b>0.8</b>	<b>3-0</b>	<b>0</b>	<b>2</b>	<b>0</b>	<b>1</b>	<b>5</b>	<b>0.8</b>





# 12 DeMarr Langford Jr.

Guard | Senior | 6-5 | 230  
Worcester, Mass. | Brewster Academy | Boston College

## LANGFORD NOTEBOOK

- Made his UCF debut in the team's 11/6/23 season opening victory over FIU, getting the start and playing in 27 minutes, earning five points and two steals
- Played in 23 games, starting in 15 and playing 651 minutes in 2022-23 for Boston College
- Averaged 7.0 points per game and shot 44.2% (65-for-147) from the field and added 2.8 rebounds and 1.8 assists per game
- Scored a season-high 20 points on the road at No. 16 Miami on 1/11/23
- Had seven games in which he scored double-digit points in 2022-23
- Played in 32 games, starting in 30 and averaging 34.7 minutes per game in 2021-22 for Boston College; had 19 games in double-digit scoring.
- Averaged 11.3 points per game and shot 45.6% (140-for-307) from the field, both career highs; also averaged 4.8 rebounds and 2.3 assists per game
- Scored a career-high 23 points against Notre Dame on 2/16/22
- Was a consensus top-100 rated recruit; ranked 97th on ESPN 100 list, ranking third among all players in New Hampshire
- Younger brother of former Providence and Boston College guard Makai Ashton-Langford, spending two seasons with Providence from 2017-19 and four with Boston College from 2019-23, finishing his career with 142 games played and a 39.7% clip from the field, averaging 8.3 points per game

## COLLEGE PATH

20-21: Freshman - Boston College  
21-22: Sophomore - Boston College  
22-23: Junior - Boston College  
23-24: Senior - UCF

## SOCIAL MEDIA

@demarrlangford\_jr  
@langford\_demarr

## Did You Know?

**Major:** Communications  
**Favorite pro athlete:** Russell Westbrook  
**Favorite pro team:** Baltimore Ravens  
**Pre-game ritual:** Listen to music and eat cereal  
**Favorite movie:** The SpongeBob Movie  
**Favorite TV show:** Family Guy  
**Favorite music artist:** Juice Wrld  
**Favorite food:** His mom's mac and cheese  
**Second favorite sport:** Football  
**Favorite off-day activity:** Sleeping  
**Fun fact:** Thinks if he grew up in a warmer state he'd be playing football  
**Hidden talent:** Enjoys fishing

## GAME-BY-GAME STATS

Opponent	Date	GS	MIN	Total		3-Pointers		Free throws		Rebounds				PF	A	TO	BLK	STL	PTS	AVG	
				FG-FGA	PCT	3FG-3FGA	PCT	FT-FTA	PCT	OFF	DEF	TOT	AVG								
FIU	11/06/2023	*	26:06	2-4	.500	0-0	.000	1-4	.250	0	1	1	1.0	3	3	0	0	2	5	5.0	
at Miami (FL)	11/10/2023	*	25:21	2-8	.250	0-0	.000	0-0	.000	0	2	2	1.5	1	1	2	0	3	4	4.5	
Cal St. Fullerton	11/16/2023	*	07:21	0-0	.000	0-0	.000	0-0	.000	0	0	0	1.0	0	0	1	0	0	0	3.0	
Jacksonville	12/06/2023	*	11:50	3-4	.750	0-0	.000	1-2	.500	1	0	1	1.0	1	0	0	0	7	4.0		
Ole Miss	12/10/2023		05:24	0-0	.000	0-0	.000	0-0	.000	0	1	1	1.0	1	0	2	0	0	0	3.2	
Maine	12/18/2023	*	17:07	0-2	.000	0-0	.000	0-0	.000	3	2	5	1.7	0	0	0	0	0	0	2.7	
Florida A&M	12/21/2023	*	08:40	1-1	1.000	0-0	.000	2-2	1.000	1	1	2	1.7	3	0	1	1	2	4	2.9	
Bethune-Cookman	12/29/2023	*	19:43	1-2	.500	0-0	.000	1-2	.500	2	1	3	1.9	1	5	1	0	2	3	2.9	
at Kansas St.	01/06/2024	*	11:43	1-1	1.000	0-0	.000	0-0	.000	0	0	0	1.7	1	1	0	0	0	2	2.8	
Kansas	01/10/2024		03:46	0-1	.000	0-1	.000	0-0	.000	0	0	0	1.5	0	0	0	0	0	0	2.5	
BYU	01/13/2024		07:29	0-0	.000	0-0	.000	1-2	.500	1	1	2	1.5	0	0	0	0	0	1	2.4	
at Texas	01/17/2024		05:40	0-1	.000	0-0	.000	0-0	.000	1	1	2	1.6	0	0	2	0	0	0	2.2	
at Houston	01/20/2024		03:15	0-0	.000	0-0	.000	0-2	.000	0	1	1	1.5	0	0	0	0	0	0	2.0	
<b>Totals</b>			<b>7</b>	<b>153:25</b>	<b>10-24</b>	<b>.417</b>	<b>0-1</b>	<b>.000</b>	<b>6-14</b>	<b>.429</b>	<b>9</b>	<b>11</b>	<b>20</b>	<b>1.5</b>	<b>11</b>	<b>10</b>	<b>9</b>	<b>1</b>	<b>9</b>	<b>26</b>	<b>2.0</b>

## Player Averages

Games Played	Minutes/game	Points/game	FG Pct	3FG Pct	FT Pct	Rebounds/game	Assists/game	Turnovers/game	Assist/Turnover ratio	Steals/game	Blocks/game
13	11.8	2.0	41.7	0.0	42.9	1.5	0.8	0.7	1.1	0.7	0.1

## MISCELLANEOUS

Situation	'23-'24
Led team in scoring	-
Led team in rebounds	-
Led team in assists	1
Led team in blocks	-
Led team in steals	1
Double-Doubles	-
Double Figure Points	-
5+ Rebounds	-
Double Figure Rebounds	-
20-Point Games	-
30-Point Games	-
3+ Three Pointers	-
5+ Assists	1
3+ Steals	1
3+ Blocks	-

## 2023-24 GAME HIGHS

Points	7	Jacksonville (12/6/23)
Rebounds	5	Maine (12/18/23)
Assists	5	Bethune-Cookman (12/29/23)
Steals	3	at Miami (11/10/23)
Blocks	1	Florida A&M (12/21/23)
FGs Made	3	Jacksonville (12/6/23)
FGs Attempted	8	at Miami (11/10/23)
3-Pt. FGs Made	N/A	-
3-Pt. FGs Attempted	1	Kansas (1/10/24)
FTs Made	2	Florida A&M (12/21/23)
FTs Attempted	4	FIU (11/6/23)

## SINGLE-GAME CAREER HIGHS

Points	23	at Notre Dame (2/16/22)
Rebounds	11	Clemson (2/26/22)
Assists	8	Notre Dame (1/3/23)
Steals	4	2x, last at NC State (2/23/22)
Blocks	3	at Clemson (1/15/22)
FGs Made	10	2x, last at Miami (1/11/23)
FGs Attempted	15	Pittsburgh (1/30/22)
3-Pt. FGs Made	1	16x, last vs. Virginia (2/22/23)
3-Pt. FGs Attempted	5	Villanova (12/20/22)
FTs Made	9	Notre Dame (2/27/21)
FTs Attempted	11	Notre Dame (2/27/21)

## CAREER STATS

SEASON	TEAM	GP-GS	MIN/AVG	Field Goals		3-Point		F-Throws		Rebounds				Scoring						
				FG-FGA	FG%	3FG-3FGA	3FG%	FT-FTA	FT%	OFF	DEF	TOT	AVG	PF-FO	A	TO	BLK	STL	PTS	AVG
2020-21	BC	18-9	459/25.5	39-95	.411	4-17	.235	39-52	.750	27	49	76	4.2	24-0	25	35	0	20	121	6.7
2021-22	BC	32-30	1110/34.7	140-307	.456	7-26	.269	75-112	.670	48	107	155	4.8	40-0	73	49	16	35	362	11.3
2022-23	BC	23-15	651/28.3	65-147	.442	5-19	.263	25-35	.714	21	43	64	2.8	32-1	42	36	6	10	160	7.0
2023-24	UCF	13-7	153/11.8	10-24	.417	0-1	.000	6-14	.429	9	11	20	1.5	11-0	10	9	1	9	26	2.0
<b>TOTAL FOR UCF</b>		<b>13-7</b>	<b>153/11.8</b>	<b>10-24</b>	<b>.417</b>	<b>0-1</b>	<b>.000</b>	<b>6-14</b>	<b>.429</b>	<b>9</b>	<b>11</b>	<b>20</b>	<b>1.5</b>	<b>11-0</b>	<b>10</b>	<b>9</b>	<b>1</b>	<b>9</b>	<b>26</b>	<b>2.0</b>
<b>TOTAL</b>		<b>86-61</b>	<b>2373/27.6</b>	<b>254-573</b>	<b>.443</b>	<b>16-63</b>	<b>.254</b>	<b>145-213</b>	<b>.681</b>	<b>105</b>	<b>210</b>	<b>315</b>	<b>3.7</b>	<b>107-1</b>	<b>150</b>	<b>129</b>	<b>23</b>	<b>74</b>	<b>669</b>	<b>7.8</b>



# 13 Marchelus Avery

Forward | Senior | 6-7 | 210  
 Richmond, Va. | Central Pointe Post Grad  
 New Mexico State/Northwest Florida State

## AVERY NOTEBOOK

- Impressed in his second outing as a Knight, scoring 22 points while making a career-high four three pointers; added two assists and a block
- Made his UCF debut on 11/16/23 against Cal St. Fullerton, scoring nine points while tallying four rebounds and a block in 14 minutes.
- Started seven games for New Mexico State in 2022-23, including five straight contests between December 18-31
- Averaged 8.2 points per game and 4.5 rebounds per game for the Aggies in 2022-23
- Poured in a career-high 26 points versus Northern New Mexico on 11-14 (78.6%)

shooting from the floor

- Finished with double-digits in the scoring column on seven occasions
- Posted double-doubles versus North Carolina A&T (20 points, 10 rebounds) and at Stephen F. Austin (16 points, 10 rebounds)
- Took part in 23 games in 2021-22 and averaged 4.1 points, 2.5 rebounds and 0.6 assists in 11.1 minutes per game; finished season with shooting splits of .446/.313/.667

## COLLEGE PATH

20-21: Freshman - NW Florida State  
 21-22: Sophomore - New Mexico State  
 22-23: Junior - New Mexico State  
 23-24: Senior - UCF

## SOCIAL MEDIA

@chiaveryy  
 @Ballout\_chi

## Did You Know?

- Major: Interdisciplinary Studies
- Favorite pro athlete: Derrick Rose
- Favorite pro team: Los Angeles Lakers
- Pre-game ritual: Listen to music, eat, stretch
- Favorite movie: How High
- Favorite TV show: SpongeBob
- Favorite music artist: Babyface Ray
- Favorite food: Chicken nuggets
- Second favorite sport: Football
- Favorite off-day activity: Video games
- Fun fact: Knows how to play the piano
- Hidden talent: Playing football

## GAME-BY-GAME STATS

Opponent	Date	GS	MIN	Total			3-Pointers		Free throws		Rebounds				PF	A	TO	BLK	STL	PTS	AVG
				FG-FGA	PCT	3FG-3FGA	PCT	FT-FTA	PCT	OFF	DEF	TOT	AVG								
Cal St. Fullerton	11/16/2023		14:01	4-8	.500	1-3	.333	0-2	.000	1	3	4	4.0	1	1	0	1	0	9	9.0	
vs South Dakota St.	11/19/2023		30:00	7-16	.438	4-9	.444	4-4	1.000	0	2	2	3.0	2	2	1	1	0	22	15.5	
vs Charlotte	11/20/2023		26:00	3-7	.429	0-2	.000	1-2	.500	1	6	7	4.3	1	1	1	1	0	7	12.7	
Stetson	11/26/2023		24:51	2-10	.200	1-2	.500	2-2	1.000	3	2	5	4.5	2	3	1	0	0	7	11.3	
Lipscomb	12/02/2023	*	25:06	4-9	.444	3-6	.500	1-1	1.000	0	6	6	4.8	1	1	0	2	1	12	11.4	
Jacksonville	12/06/2023		18:38	4-7	.571	3-4	.750	1-2	.500	2	2	4	4.7	0	1	0	0	1	12	11.5	
Ole Miss	12/10/2023		28:22	2-8	.250	2-6	.333	2-2	1.000	3	1	4	4.6	3	0	0	0	3	8	11.0	
Maine	12/18/2023		17:12	5-9	.556	1-1	1.000	1-3	.333	2	4	6	4.8	2	1	0	0	2	12	11.1	
Florida A&M	12/21/2023		28:42	5-7	.714	3-5	.600	0-0	.000	0	2	2	4.4	2	1	1	0	1	13	11.3	
Bethune-Cookman	12/29/2023		17:07	4-7	.571	1-4	.250	2-4	.500	1	4	5	4.5	2	0	2	1	3	11	11.3	
at Kansas St.	01/06/2024		16:59	2-9	.222	0-4	.000	0-0	.000	3	4	7	4.7	0	0	1	0	0	4	10.6	
Kansas	01/10/2024		15:17	2-5	.400	0-3	.000	0-1	.000	2	2	4	4.7	1	0	0	0	0	4	10.1	
BYU	01/13/2024		15:57	0-4	.000	0-2	.000	0-0	.000	0	1	1	4.4	3	0	0	0	0	0	9.3	
at Texas	01/17/2024	*	16:34	1-4	.250	1-3	.333	0-2	.000	0	2	2	4.2	1	0	2	0	0	3	8.9	
at Houston	01/20/2024		24:01	1-9	.111	0-4	.000	8-8	1.000	1	5	6	4.3	0	1	2	1	0	10	8.9	
<b>Totals</b>		<b>2</b>	<b>318:48</b>	<b>46-119</b>	<b>.387</b>	<b>20-58</b>	<b>.345</b>	<b>22-33</b>	<b>.667</b>	<b>19</b>	<b>46</b>	<b>65</b>	<b>4.3</b>	<b>21</b>	<b>12</b>	<b>11</b>	<b>7</b>	<b>11</b>	<b>134</b>	<b>8.9</b>	

## Player Averages

Games Played	Minutes/game	Points/game	FG Pct	3FG Pct	FT Pct	Rebounds/game	Assists/game	Turnovers/game	Assist/Turnover ratio	Steals/game	Blocks/game
15	21.3	8.9	38.7	34.5	66.7	4.3	0.8	0.7	1.1	0.7	0.5

## MISCELLANEOUS

Situation	'23-'24
Led team in scoring	2
Led team in rebounds	1
Led team in assists	-
Led team in blocks	3
Led team in steals	2
Double-Doubles	-
Double Figure Points	7
5+ Rebounds	7
Double Figure Rebounds	-
20-Point Games	1
30-Point Games	-
3+ Three Pointers	4
5+ Assists	-
3+ Steals	2
3+ Blocks	-

## 2023-24 GAME HIGHS

Points	22	vs. South Dakota St. (11/19/23)
Rebounds	7	2x, last at Kansas State (1/6/24)
Assists	3	Stetson (11/26/23)
Steals	3	2x, last vs. Bethune-Cookman (12/29/23)
Blocks	2	Lipscomb (12/2/23)
FGs Made	7	vs. South Dakota St. (11/19/23)
FGs Attempted	16	vs. South Dakota St. (11/19/23)
3-Pt. FGs Made	4	vs. South Dakota St. (11/19/23)
3-Pt. FGs Attempted	9	vs. South Dakota St. (11/19/23)
FTs Made	8	at Houston (1/20/24)
FTs Attempted	8	at Houston (1/20/24)

## SINGLE-GAME CAREER HIGHS

Points	26	Northern N.M. (12/18/22)
Rebounds	10	2x, last at SFA (1/4/23)
Assists	3	2x, last at Seattle (1/12/23)
Steals	3	2x, last vs. Bethune-Cookman (12/29/23)
Blocks	2	4x, last vs. Lipscomb (12/2/23)
FGs Made	11	Northern N.M. (12/18/22)
FGs Attempted	16	vs. South Dakota St. (11/19/23)
3-Pt. FGs Made	4	vs. South Dakota St. (11/19/23)
3-Pt. FGs Attempted	9	vs. South Dakota St. (11/19/23)
FTs Made	8	at Houston (1/20/24)
FTs Attempted	8	at Houston (1/20/24)

## CAREER STATS

SEASON	TEAM	GP-GS	MIN/AVG	Field Goals		3-Point		F-Throws		Rebounds				Scoring						
				FG-FGA	FG%	3FG-3FGA	3FG%	FT-FTA	FT%	OFF	DEF	TOT	AVG	PF-FO	A	TO	BLK	STL	PTS	AVG
2021-22	NMSU	23-2	257/11.2	33-74	.446	10-32	.313	18-27	.667	21	36	57	2.5	20-0	13	13	7	11	94	4.1
2022-23	NMSU	21-7	388/18.5	65-137	.474	23-55	.418	20-32	.625	36	58	94	4.5	33-0	19	24	5	11	173	8.2
2023-24	UCF	15-2	319/21.3	46-119	.387	20-58	.345	22-33	.667	19	46	65	4.3	21-0	12	11	7	11	134	8.9
<b>TOTAL FOR UCF</b>		<b>15-2</b>	<b>319/21.3</b>	<b>46-119</b>	<b>.387</b>	<b>20-58</b>	<b>.345</b>	<b>22-33</b>	<b>.667</b>	<b>19</b>	<b>46</b>	<b>65</b>	<b>4.3</b>	<b>21-0</b>	<b>12</b>	<b>11</b>	<b>7</b>	<b>11</b>	<b>134</b>	<b>8.9</b>
<b>TOTAL</b>		<b>59-11</b>	<b>964/16.3</b>	<b>144-330</b>	<b>.436</b>	<b>53-145</b>	<b>.366</b>	<b>60-92</b>	<b>.652</b>	<b>76</b>	<b>140</b>	<b>216</b>	<b>3.7</b>	<b>74-0</b>	<b>44</b>	<b>48</b>	<b>19</b>	<b>33</b>	<b>401</b>	<b>6.8</b>



# 14 Michael Kalina

Guard | Redshirt Freshman | 6-1 | 174  
Boca Raton, Fla. | North Broward Prep

## KALINA NOTEBOOK

- Scored his first collegiate points against Jacksonville on 12/6/23, a three-pointer in the corner.
- Made his collegiate debut against Cal St. Fullerton, subbing in at the end of UCF's 72-44 victory.
- Played at North Broward Prep in Coconut Grove, Fla.
- Helped Eagles to 28-3 record, best in school history, as senior in 2021-22
- Helped North Broward Prep to #5 state ranking and regional semifinals of Florida 4A state tournament (before loss to Calgary Christian Academy and fellow UCF redshirt freshmen Tyler Hendricks and twin brother Taylor)
- Averaged 10.6 points, 4.1 rebounds, 4.6 assists, 1.9 steals as senior in 2021-22
- Earned first-team all-county and first-team all-district honors as junior in 2019-20
- Played for coach Casey Wohleib

## COLLEGE PATH

22-23: Freshman - UCF  
23-24: Redshirt Freshman - UCF

## SOCIAL MEDIA

@michaelkalinaa  
@michaelkalina9

## Did You Know?

Major: Business  
Favorite pro athlete: Allen Iverson  
Favorite pro team: Philadelphia Eagles  
Pre-game ritual: Nap  
Favorite movie: Like Mike  
Favorite TV show: Prison Break  
Favorite music artist: Bryson Tiller  
Favorite food: Steak and mac & cheese  
Second favorite sport: Football  
Favorite off-day activity: Clothes shopping  
Fun fact: Tyler and Taylor Hendricks put an end to Michael's high school basketball career  
Hidden talent: Can do a backflip

## MISCELLANEOUS

Situation	'23-'24
Led team in scoring	-
Led team in rebounds	-
Led team in assists	-
Led team in blocks	-
Led team in steals	-
Double-Doubles	-
Double Figure Points	-
5+ Rebounds	-
Double Figure Rebounds	-
20-Point Games	-
30-Point Games	-
3+ Three Pointers	-
5+ Assists	-
3+ Steals	-
3+ Blocks	-

## GAME-BY-GAME STATS

Opponent	Date	GS	MIN	Total			3-Pointers		Free throws		Rebounds				PF	A	TO	BLK	STL	PTS	AVG
				FG	FGA	PCT	3FG	3FGA	PCT	FT	FTA	PCT	OFF	DEF							
Cal St. Fullerton	11/16/2023		00:31	0-0	.000	0-0	.000	0-0	.000	0-0	.000	0	0	0	0.0	0	0	0	0	0	0.0
Lipscomb	12/02/2023		01:37	0-1	.000	0-0	.000	0-0	.000	0-0	.000	0	0	0	0.0	0	0	0	0	0	0.0
Jacksonville	12/06/2023		02:03	1-1	1.000	1-1	1.000	0-0	.000	0-0	.000	0	0	0	0.0	0	0	1	1	0	3 1.0
Maine	12/18/2023		02:17	0-1	.000	0-0	.000	0-0	.000	0-0	.000	0	0	0	0.0	0	0	0	0	0	0 0.8
Bethune-Cookman	12/29/2023		02:56	0-0	.000	0-0	.000	0-0	.000	0-0	.000	0	0	0	0.0	0	0	1	0	0	0 0.6
<b>Totals</b>		<b>0</b>	<b>09:24</b>	<b>1-3</b>	<b>.333</b>	<b>1-1</b>	<b>1.000</b>	<b>0-0</b>	<b>.000</b>	<b>0-0</b>	<b>.000</b>	<b>0</b>	<b>0</b>	<b>0</b>	<b>0.0</b>	<b>0</b>	<b>0</b>	<b>2</b>	<b>1</b>	<b>0</b>	<b>3 0.6</b>

## Player Averages

Games Played	Minutes/game	Points/game	FG Pct	3FG Pct	FT Pct	Rebounds/game	Assists/game	Turnovers/game	Assist/Turnover ratio	Steals/game	Blocks/game
5	1.9	0.6	33.3	100.0	0.0	0.0	0.0	0.4	0.0	0.0	0.2

## 2023-24 GAME HIGHS

Points	3	Jacksonville (12/6/23)
Rebounds	N/A	-
Assists	N/A	-
Steals	N/A	-
Blocks	1	Jacksonville (12/6/23)
Field Goals Made	1	Jacksonville (12/6/23)
Field Goals Attempted	1	3x, last vs. Maine (12/18/23)
3-Point Field Goals Made	1	Jacksonville (12/6/23)
3-Point Field Goals Attempted	1	Jacksonville (12/6/23)
Free Throws Made	N/A	-
Free Throws Attempted	N/A	-

## SINGLE-GAME CAREER HIGHS

Points	3	Jacksonville (12/6/23)
Rebounds	N/A	-
Assists	N/A	-
Steals	N/A	-
Blocks	1	Jacksonville (12/6/23)
Field Goals Made	1	Jacksonville (12/6/23)
Field Goals Attempted	1	3x, last vs. Maine (12/18/23)
3-Point Field Goals Made	1	Jacksonville (12/6/23)
3-Point Field Goals Attempted	1	Jacksonville (12/6/23)
Free Throws Made	N/A	-
Free Throws Attempted	N/A	-

## CAREER STATS

SEASON	TEAM	GP-GS	MIN/AVG	Field Goals		3-Point		F-Throws		Rebounds				Scoring								
				FG	FGA	FG%	3FG	3FGA	3FG%	FT	FTA	FT%	OFF	DEF	TOT	AVG	PF	FO	A	TO	BLK	STL
2023-24	UCF	5-0	9/1.9	1-3	.333	1-1	1.000	0-0	.000	0	0	0	0.0	0-0	0	2	1	0	0	0	3	0.6
<b>TOTAL</b>		<b>5-0</b>	<b>9/1.9</b>	<b>1-3</b>	<b>.333</b>	<b>1-1</b>	<b>1.000</b>	<b>0-0</b>	<b>.000</b>	<b>0</b>	<b>0</b>	<b>0</b>	<b>0.0</b>	<b>0-0</b>	<b>0</b>	<b>2</b>	<b>1</b>	<b>0</b>	<b>0</b>	<b>3</b>	<b>0.6</b>	



# 15 Tyler Hendricks

Guard | Redshirt Freshman | 6-6 | 190  
Fort Lauderdale, Fla. | Calvary Christian Academy

## HENDRICKS NOTEBOOK

- Made his collegiate debut in UCF's 11/6/23 season opener, playing 14 minutes, tallying seven points and four rebounds
- Did not see game action during the 2022-23 season, earning a redshirt
- Was one of 12 sets of twins and one of 33 sets of brothers in NCAA Division I college basketball along with Taylor Hendricks in 2022-23
- ESPN and Rivals three-star prospect
- Played for Calvary Christian Academy in Fort Lauderdale, Fla.
- Led Calvary Christian to Florida 3A state championship as a junior and senior in 2020-21 and 2021-22
- Averaged 6.7 points and 3.3 rebounds as senior in 2021-22
- Averaged 5.3 points and 2.7 rebounds as junior in 2020-21
- Played for coach Cilk McSweeney

## COLLEGE PATH

22-23: Freshman - UCF  
23-24: Redshirt Freshman - UCF

## SOCIAL MEDIA

@tylerxhendricks  
@tylerxhendricks

## Did You Know?

- Major: Business
- Favorite pro athlete: Russell Westbrook
- Favorite pro team: Utah Jazz
- Pre-game ritual: Pray
- Favorite movie: Transformers
- Favorite TV show: Breaking Bad
- Favorite music artist: Drake
- Favorite food: Pizza
- Second favorite sport: Football
- Favorite off-day activity: Watching Netflix
- Fun fact: Football was the first sport he played
- Hidden talent: Can play piano

## GAME-BY-GAME STATS

Opponent	Date	GS	MIN	Total		3-Pointers		Free throws		Rebounds				PF	A	TO	BLK	STL	PTS	AVG
				FG-FGA	PCT	3FG-3FGA	PCT	FT-FTA	PCT	OFF	DEF	TOT	AVG							
FIU	11/06/2023		14:16	3-4	.750	1-2	.500	0-0	.000	1	3	4	4.0	2	1	2	0	0	7	7.0
at Miami (FL)	11/10/2023		11:07	0-3	.000	0-1	.000	2-2	1.000	0	0	0	2.0	4	0	0	0	1	2	4.5
Cal St. Fullerton	11/16/2023		11:07	2-4	.500	0-2	.000	2-2	1.000	0	0	0	1.3	4	0	1	0	0	6	5.0
vs South Dakota St.	11/19/2023		12:00	2-3	.667	1-2	.500	0-0	.000	0	0	0	1.0	0	1	0	0	0	5	5.0
vs Charlotte	11/20/2023		07:00	0-0	.000	0-0	.000	0-0	.000	0	1	1	1.0	1	0	1	0	0	0	4.0
Stetson	11/26/2023		03:03	0-1	.000	0-1	.000	0-0	.000	0	0	0	0.8	2	0	1	0	0	0	3.3
Lipscomb	12/02/2023		09:51	2-4	.500	1-2	.500	0-0	.000	2	1	3	1.1	1	0	0	0	0	5	3.6
Jacksonville	12/06/2023		10:00	2-3	.667	2-3	.667	0-1	.000	1	2	3	1.4	0	0	1	0	1	6	3.9
at Houston	01/20/2024		03:15	0-0	.000	0-0	.000	3-3	1.000	0	0	0	1.2	0	0	0	0	0	3	3.8
<b>Totals</b>			<b>0 81:39</b>	<b>11-22</b>	<b>.500</b>	<b>5-13</b>	<b>.385</b>	<b>7-8</b>	<b>.875</b>	<b>4</b>	<b>7</b>	<b>11</b>	<b>1.2</b>	<b>14</b>	<b>2</b>	<b>6</b>	<b>0</b>	<b>2</b>	<b>34</b>	<b>3.8</b>

## Player Averages

Games Played	Minutes/game	Points/game	FG Pct	3FG Pct	FT Pct	Rebounds/game	Assists/game	Turnovers/game	Assist/Turnover ratio	Steals/game	Blocks/game
9	9.1	3.8	50.0	38.5	87.5	1.2	0.2	0.7	0.3	0.2	0.0

## MISCELLANEOUS

Situation	'23-'24
Led team in scoring	-
Led team in rebounds	-
Led team in assists	-
Led team in blocks	-
Led team in steals	-
Double-Doubles	-
Double Figure Points	-
5+ Rebounds	-
Double Figure Rebounds	-
20-Point Games	-
30-Point Games	-
3+ Three Pointers	-
5+ Assists	-
3+ Steals	-
3+ Blocks	-

## 2023-24 GAME HIGHS

Points	7	FIU (11/6/23)
Rebounds	4	FIU (11/6/23)
Assists	1	2x, last vs. South Dakota St. (11/19/23)
Steals	1	2x, last vs. Jacksonville (12/6/23)
Blocks	N/A	-
Field Goals Made	3	FIU (11/6/23)
Field Goals Attempted	4	3x, last vs. Lipscomb (12/2/23)
3-Point Field Goals Made	2	Jacksonville (12/6/23)
3-Point Field Goals Attempted	3	Jacksonville (12/6/23)
Free Throws Made	3	at Houston (1/20/24)
Free Throws Attempted	3	at Houston (1/20/24)

## SINGLE-GAME CAREER HIGHS

Points	7	FIU (11/6/23)
Rebounds	4	FIU (11/6/23)
Assists	1	2x, last vs. South Dakota St. (11/19/23)
Steals	1	2x, last vs. Jacksonville (12/6/23)
Blocks	N/A	-
Field Goals Made	3	FIU (11/6/23)
Field Goals Attempted	4	3x, last vs. Lipscomb (12/2/23)
3-Point Field Goals Made	2	Jacksonville (12/6/23)
3-Point Field Goals Attempted	3	Jacksonville (12/6/23)
Free Throws Made	3	at Houston (1/20/24)
Free Throws Attempted	3	at Houston (1/20/24)

## CAREER STATS

SEASON	TEAM	GP-GS	MIN/AVG	Field Goals		3-Point		F-Throws		Rebounds				Scoring						
				FG-FGA	FG%	3FG-3FGA	3FG%	FT-FTA	FT%	OFF	DEF	TOT	AVG	PF-FO	A	TO	BLK	STL	PTS	AVG
2023-24	UCF	9-0	82/9.1	11-22	.500	5-13	.385	7-8	.875	4	7	11	1.2	14-0	2	6	0	2	34	3.8
<b>TOTAL</b>		<b>9-0</b>	<b>82/9.1</b>	<b>11-22</b>	<b>.500</b>	<b>5-13</b>	<b>.385</b>	<b>7-8</b>	<b>.875</b>	<b>4</b>	<b>7</b>	<b>11</b>	<b>1.2</b>	<b>14-0</b>	<b>2</b>	<b>6</b>	<b>0</b>	<b>2</b>	<b>34</b>	<b>3.8</b>





# 20 Poohpha Warakulnukroh

Guard | Redshirt Sophomore | 5-11 | 177  
Bangkok, Thailand | Montverde Academy

## WARAKULNUKROH NOTEBOOK

- Was a student manager on the 2021-22 UCF squad before becoming a member of the 2022-23 roster as a student-athlete
- Played in seven games, coming off the bench in each and playing a combined 14 minutes in 2022-23
- Made his collegiate debut in the final 3:34 of gameplay against Western Illinois on 11/14/22. He missed his first free throw and made the second
- Made his first career shot on his first attempt from the floor, a three pointer that rattled in and sent the crowd to their feet
- Was the team MVP and leading scorer on the Varsity/Post Grade Team as a senior at Montverde Academy
- Joined the varsity team in his junior year after moving from Thailand.
- Was a 3x3 National Tournament Champion in Thailand for U-16 as a sophomore
- Was a top 10 tennis player in Thailand and played competitively in golf and soccer as well.
- Born in Bangkok, Thailand, came to the U.S. when he was 15 in August 2019

## GAME-BY-GAME STATS

Opponent	Date	GS	MIN	Total		3-Pointers		Free throws		Rebounds				PF	A	TO	BLK	STL	PTS	AVG
				FG-FGA	PCT	3FG-3FGA	PCT	FT-FTA	PCT	OFF	DEF	TOT	AVG							
FIU	11/06/2023		00:38	0-0	.000	0-0	.000	0-0	.000	0	0	0	0.0	0	0	0	0	0	0	0.0
Cal St. Fullerton	11/16/2023		00:31	0-0	.000	0-0	.000	0-0	.000	0	0	0	0.0	0	0	0	0	0	0	0.0
Lipscomb	12/02/2023		01:37	0-2	.000	0-1	.000	0-0	.000	0	0	0	0.0	0	0	0	0	0	0	0.0
Jacksonville	12/06/2023		02:03	0-0	.000	0-0	.000	0-0	.000	0	0	0	0.0	0	1	0	1	0	0	0.0
Maine	12/18/2023		02:17	0-1	.000	0-0	.000	0-0	.000	0	0	0	0.0	1	0	0	0	0	0	0.0
Bethune-Cookman	12/29/2023		02:56	0-0	.000	0-0	.000	2-2	1.000	0	1	1	0.2	0	1	0	0	0	2	0.3
<b>Totals</b>		<b>0</b>	<b>10:02</b>	<b>0-3</b>	<b>.000</b>	<b>0-1</b>	<b>.000</b>	<b>2-2</b>	<b>1.000</b>	<b>0</b>	<b>1</b>	<b>1</b>	<b>0.2</b>	<b>1</b>	<b>2</b>	<b>0</b>	<b>1</b>	<b>0</b>	<b>2</b>	<b>0.3</b>

## COLLEGE PATH

22-23: R-Freshman - UCF  
23-24: R-Sophomore - UCF

## SOCIAL MEDIA

@poohphaw  
@PoohphaW10

## Did You Know?

Major: Mechanical Engineering / Math  
Favorite pro athlete: Steve Nash  
Favorite pro team: San Antonio Spurs  
Pre-game ritual: Listen to slow music  
Favorite movie: Whiplash  
Favorite TV show: Breaking Bad  
Favorite music artist: Elliott Smith  
Favorite food: Thai Food  
Second favorite sport: Soccer  
Favorite off-day activity: Sleeping  
Fun fact: Has a black belt in taekwondo  
Hidden talent: Can play the guitar and sing

## Player Averages

Games Played	Minutes/game	Points/game	FG Pct	3FG Pct	FT Pct	Rebounds/game	Assists/game	Turnovers/game	Assist/Turnover ratio	Steals/game	Blocks/game
6	1.7	0.3	0.0	0.0	100.0	0.2	0.3	0.0	2.0	0.0	0.2

## MISCELLANEOUS

Situation	'23-'24
Led team in scoring	-
Led team in rebounds	-
Led team in assists	-
Led team in blocks	-
Led team in steals	-
Double-Doubles	-
Double Figure Points	-
5+ Rebounds	-
Double Figure Rebounds	-
20-Point Games	-
30-Point Games	-
3+ Three Pointers	-
5+ Assists	-
3+ Steals	-
3+ Blocks	-

## 2023-24 GAME HIGHS

Points	2	Bethune-Cookman (12/29/23)
Rebounds	1	Bethune-Cookman (12/29/23)
Assists	1	Jacksonville (12/6/23)
Steals	N/A	-
Blocks	1	Jacksonville (12/6/23)
FGs Made	N/A	-
FGs Attempted	2	Lipscomb (12/2/23)
3-Pt. FGs Made	N/A	-
3-Pt. FGs Attempted	1	Lipscomb (12/2/23)
FTs Made	2	Bethune-Cookman (12/29/23)
FTs Attempted	2	Bethune-Cookman (12/29/23)

## SINGLE-GAME CAREER HIGHS

Points	4	2x, last vs. ECU (3/5/23)
Rebounds	1	Bethune-Cookman (12/29/23)
Assists	1	3x, last vs. Jacksonville (12/6/23)
Steals	N/A	-
Blocks	1	Jacksonville (12/6/23)
Field Goals Made	1	3x, last vs. ECU (3/5/23)
Field Goals Attempted	2	2x, last vs. Lipscomb (12/2/23)
3-Point Field Goals Made	1	2x, last vs. ECU (3/5/23)
3-Point Field Goals Attempted	1	3x, last vs. Lipscomb (12/2/23)
Free Throws Made	2	Bethune-Cookman (12/29/23)
Free Throws Attempted	2	3x, last vs. Bethune-Cookman (12/29/23)

## CAREER STATS

SEASON	TEAM	GP-GS	MIN/AVG	Field Goals		3-Point		F-Throws		Rebounds				Scoring						
				FG-FGA	FG%	3FG-3FGA	3FG%	FT-FTA	FT%	OFF	DEF	TOT	AVG	PF	FO	A	TO	BLK	STL	PTS
2022-23	UCF	7-0	14/2.0	4-6	.667	2-2	1.000	2-4	.500	0	0	0	0.0	3-0	2	1	0	0	12	1.7
2023-24	UCF	6-0	10/1.7	0-3	.000	0-1	.000	2-2	1.000	0	1	1	0.2	1-0	2	0	1	0	2	0.3
<b>TOTAL</b>		<b>13-0</b>	<b>24/1.9</b>	<b>4-9</b>	<b>.444</b>	<b>2-3</b>	<b>.667</b>	<b>4-6</b>	<b>.667</b>	<b>0</b>	<b>1</b>	<b>1</b>	<b>0.1</b>	<b>4-0</b>	<b>4</b>	<b>1</b>	<b>1</b>	<b>0</b>	<b>14</b>	<b>1.1</b>



# 21 C.J. Walker

Forward | 5th Year | 6-8 | 215  
Sanford, Fla. | Oak Ridge | Oregon

## WALKER NOTEBOOK

- Made his 2023-24 debut against Florida A&M, seeing 12:45 of action
- Missed the first 10 games of the 2023-24 season with an injury
- Battled injuries throughout the 2022-23 season; the team announced he was out for the remainder of the season on 1/8
- Played in all 30 games for UCF during the 2021-22 season, starting in 19. He finished the regular season strong, averaging 15 points per game over the last three contests as opposed to 8.6 points per game on the year.
- Finished second in rebounding among Knights on the 2021-22 squad.
- Appeared in 21 of UCF's 23 games in 202-21, starting in 15 of them. Was tied for the team lead with five rebounds a game; increased his season total to 5.1 per game during league contests which was 15th among AAC players.
- Led the AAC with 1.7 blocked shots per game during the 2020-21 season; ranked 47th in the country in blocked shots per game.
- Transferred to UCF from Oregon after one year in Eugene (2019-20).
- Appeared in 28 games, starting in seven as a Duck, averaging four points per game his freshman season.
- Made his first career start against Boise State on 11/9/19, just after playing 11 minutes off the bench in his collegiate debut against Fresno State on 11/15/19.
- Was a five-star recruit with a scout grade of 92 according to ESPN.com. Was ranked 19th in ESPN's Top 100 of the 2019 recruiting class.

## COLLEGE PATH

19-20: Freshman - Oregon  
20-21: Sophomore - UCF  
21-22: Junior - UCF  
22-23: Senior - UCF  
23-24: 5th Year - UCF

## SOCIAL MEDIA

@cjwalker\_14  
@cjwalker\_14

## Did You Know?

- Major: Communications
- Favorite pro athlete: Vince Carter
- Favorite pro team: Orlando Magic
- Pre-game ritual: Hot tub, stretch, eat a big meal
- Favorite movie: Friday
- Favorite TV show: The Boondocks
- Favorite music artist: Kodak Black
- Favorite food: Sushi
- Second favorite sport: Boxing
- Favorite off-day activity: Nap
- Fun fact: Can beatbox
- Hidden talent: Knows magic tricks

## GAME-BY-GAME STATS

Opponent	Date	GS	MIN	Total			3-Pointers		Free throws		Rebounds				PF	A	TO	BLK	STL	PTS	AVG
				FG-FGA	PCT	3FG-3FGA	PCT	FT-FTA	PCT	OFF	DEF	TOT	AVG								
Florida A&M	12/21/2023		12:45	0-6	.000	0-2	.000	1-2	.500	2	2	4	4.0	0	0	1	0	0	1	1.0	
Bethune-Cookman	12/29/2023		16:02	4-8	.500	0-2	.000	2-2	1.000	0	5	5	4.5	0	3	3	0	1	10	5.5	
at Kansas St.	01/06/2024		20:42	4-8	.500	0-2	.000	0-1	.000	2	2	4	4.3	2	0	1	0	0	8	6.3	
Kansas	01/10/2024	*	29:45	1-8	.125	0-2	.000	5-6	.833	1	1	2	3.8	1	1	0	3	1	7	6.5	
BYU	01/13/2024	*	27:46	2-8	.250	1-2	.500	4-6	.667	3	5	8	4.6	2	0	2	0	0	9	7.0	
at Texas	01/17/2024	*	26:18	5-11	.455	0-1	.000	0-0	.000	3	6	9	5.3	3	0	1	1	1	10	7.5	
at Houston	01/20/2024	*	18:53	1-2	.500	1-1	1.000	1-3	.333	0	2	2	4.9	2	0	2	1	1	4	7.0	
<b>Totals</b>		<b>4</b>	<b>152:11</b>	<b>17-51</b>	<b>.333</b>	<b>2-12</b>	<b>.167</b>	<b>13-20</b>	<b>.650</b>	<b>11</b>	<b>23</b>	<b>34</b>	<b>4.9</b>	<b>10</b>	<b>4</b>	<b>10</b>	<b>5</b>	<b>3</b>	<b>49</b>	<b>7.0</b>	

## Player Averages

Games Played	Minutes/game	Points/game	FG Pct	3FG Pct	FT Pct	Rebounds/game	Assists/game	Turnovers/game	Assist/Turnover ratio	Steals/game	Blocks/game
7	21.7	7.0	33.3	16.7	65.0	4.9	0.6	1.4	0.4	0.4	0.7

## MISCELLANEOUS

Situation	'23-'24
Led team in scoring	-
Led team in rebounds	1
Led team in assists	-
Led team in blocks	2
Led team in steals	1
Double-Doubles	-
Double Figure Points	2
5+ Rebounds	3
Double Figure Rebounds	-
20-Point Games	-
30-Point Games	-
3+ Three Pointers	-
5+ Assists	-
3+ Steals	-
3+ Blocks	1

## 2023-24 GAME HIGHS

Points	10	2x, last at Texas (1/17/24)
Rebounds	9	at Texas (1/17/24)
Assists	3	Bethune-Cookman (12/29/23)
Steals	1	3x, last at Houston (1/20/24)
Blocks	3	Kansas (1/10/24)
FGs Made	5	at Texas (1/17/24)
FGs Attempted	11	at Texas (1/17/24)
3-Pt. FGs Made	1	2x, last at Houston (1/20/24)
3-Pt. FGs Attempted	2	5x, last vs. BYU (1/13/24)
FTs Made	5	Kansas (1/10/24)
FTs Attempted	6	2x, last vs. BYU (1/13/24)

## SINGLE-GAME CAREER HIGHS

Points	19	at Tulsa (03/06/22)
Rebounds	16	at Tulane (03/03/22)
Assists	3	3x, last vs. Bethune-Cookman (12/29/23)
Steals	3	2x, last at Memphis (2/1/21)
Blocks	4	3x, last vs. Tulane (2/12/21)
Field Goals Made	8	2x, last Tulsa (3/6/22)
Field Goals Attempted	14	at Tulsa (3/6/22)
3-Point Field Goals Made	2	Hawaii (12/7/19)
3-Point Field Goals Attempted	4	vs. South Florida (03/10/22)
Free Throws Made	6	2x, last vs Memphis (01/12/22)
Free Throws Attempted	10	Memphis (01/12/22)

## CAREER STATS

SEASON	TEAM	GP-GS	MIN/AVG	Field Goals		3-Point		F-Throws		Rebounds				Scoring						
				FG-FGA	FG%	3FG-3FGA	3FG%	FT-FTA	FT%	OFF	DEF	TOT	AVG	PF-FO	A	TO	BLK	STL	PTS	AVG
2019-20	Oregon	28-7	41.7/14.9	43-113	.381	9-31	.290	17-35	.486	22	49	71	2.5	58-2	8	23	15	11	112	4.0
2020-21	UCF	21-15	54.0/25.7	55-124	.444	2-14	.143	36-62	.581	34	70	104	5.0	46-1	19	28	36	19	148	7.0
2021-22	UCF	30-19	75.8/25.3	90-188	.479	13-35	.371	57-98	.582	47	123	170	5.7	49-0	29	29	26	8	250	8.3
2022-23	UCF	4-0	76/19.1	7-19	.368	2-6	.333	4-8	.500	4	10	14	3.5	12-0	2	8	3	3	20	5.0
2023-24	UCF	7-4	152/21.7	17-51	.333	2-12	.167	13-20	.650	11	23	34	4.9	10-0	4	10	5	3	49	7.0
<b>TOTAL FOR UCF</b>		<b>62-38</b>	<b>1526/24.6</b>	<b>169-382</b>	<b>.442</b>	<b>19-67</b>	<b>.284</b>	<b>110-188</b>	<b>.585</b>	<b>96</b>	<b>226</b>	<b>322</b>	<b>5.2</b>	<b>117-1</b>	<b>54</b>	<b>75</b>	<b>70</b>	<b>33</b>	<b>467</b>	<b>7.5</b>
<b>TOTAL</b>		<b>90-45</b>	<b>1944/21.6</b>	<b>212-495</b>	<b>.428</b>	<b>28-98</b>	<b>.286</b>	<b>127-223</b>	<b>.570</b>	<b>118</b>	<b>275</b>	<b>393</b>	<b>4.4</b>	<b>175-3</b>	<b>62</b>	<b>98</b>	<b>85</b>	<b>44</b>	<b>579</b>	<b>6.4</b>



# 22 Nils Machowski

Guard | Freshman | 6-3 | 180  
Berlin, Germany | Paul-Natorp Gymnasium

## MACHOWSKI NOTEBOOK

- Went 3-of-3 from three-point land and tallied 13 points against No. 13 Miami
- Made his collegiate debut in UCF's season opener on 11/6/23, playing nine minutes, scoring five points while tallying an assist and steal
- Spent time in the top tier of German basketball with Alba Berlin
- Won back-to-back U19 championships with Alba Berlin in 2022 and 2023
- Hit a game-winning, buzzer-beating, three-point shot to win the 2023 U19 championship
- Was the starting point guard on the 2022 German National Team in the U18 European Championship

- Spent time with the third division of German basketball with Bernau, where he averaged 38.5% from three-point land across 18 contests
- Nils' father, Sebastian Machowski, was a professional basketball player for 17 years, playing small forward in six different countries. One of his stops was Alba Berlin, the same club that his son went on to play for two and a half decades later. Sebastian is currently in his 17th year of coaching and is at the helm of PGE Spojnia Stargard, a team in the first division of Polish basketball.

## COLLEGE PATH

23-24: Freshman - UCF

## SOCIAL MEDIA

@Niils.21\_  
@niilsftsc

## Did You Know?

- Major: Communications / Minor in Sports Business
- Favorite pro athlete: Mike James, Lorenzo Brown
- Favorite pro team: Berlin
- Pre-game ritual: Listen to music, meditate
- Favorite movie: Pirates of the Caribbean
- Favorite TV show: Prison Break
- Favorite music artist: Rod Wave
- Favorite food: Indian Food
- Second favorite sport: Soccer
- Favorite off-day activity: Go shopping
- Fun fact: Can speak three languages
- Hidden talent: Can play piano

## GAME-BY-GAME STATS

Opponent	Date	GS	MIN	Total		3-Pointers		Free throws		Rebounds				PF	A	TO	BLK	STL	PTS	AVG
				FG-FGA	PCT	3FG-3FGA	PCT	FT-FTA	PCT	OFF	DEF	TOT	AVG							
FIU	11/06/2023		08:41	1-2	.500	1-2	.500	2-2	1.000	1	0	1	1.0	0	1	2	0	1	5	5.0
at Miami (FL)	11/10/2023		22:13	5-7	.714	3-3	1.000	0-0	.000	0	1	1	1.0	1	1	1	0	0	13	9.0
Cal St. Fullerton	11/16/2023		13:12	1-3	.333	1-2	.500	1-2	.500	1	2	3	1.7	0	1	0	0	0	4	7.3
vs South Dakota St.	11/19/2023		06:00	0-0	.000	0-0	.000	0-0	.000	1	0	1	1.5	0	1	0	0	0	0	5.5
vs Charlotte	11/20/2023		08:00	0-2	.000	0-1	.000	0-0	.000	0	2	2	1.6	0	0	0	1	0	0	4.4
Stetson	11/26/2023		08:23	0-1	.000	0-1	.000	0-0	.000	0	1	1	1.5	1	2	1	0	0	0	3.7
Lipscomb	12/02/2023		14:02	1-2	.500	0-0	.000	2-2	1.000	0	2	2	1.6	0	1	0	0	0	4	3.7
Jacksonville	12/06/2023		19:31	0-5	.000	0-3	.000	2-2	1.000	0	2	2	1.6	1	3	0	0	1	2	3.5
Ole Miss	12/10/2023		02:59	0-0	.000	0-0	.000	0-0	.000	0	0	0	1.4	0	0	0	0	0	0	3.1
Maine	12/18/2023		15:01	1-5	.200	1-4	.250	0-0	.000	0	0	0	1.3	0	1	1	0	1	3	3.1
Florida A&M	12/21/2023		05:36	0-1	.000	0-1	.000	0-0	.000	0	0	0	1.2	0	0	1	0	0	0	2.8
Bethune-Cookman	12/29/2023		13:37	0-2	.000	0-2	.000	0-0	.000	0	1	1	1.2	1	3	2	0	2	0	2.6
at Kansas St.	01/06/2024		04:36	0-0	.000	0-0	.000	0-0	.000	0	0	0	1.1	0	3	0	0	0	0	2.4
at Texas	01/17/2024		01:31	0-0	.000	0-0	.000	0-0	.000	0	0	0	1.0	0	0	0	0	0	0	2.2
at Houston	01/20/2024		03:15	0-0	.000	0-0	.000	0-0	.000	0	0	0	0.9	0	0	0	0	1	0	2.1
<b>Totals</b>		<b>0</b>	<b>146:37</b>	<b>9-30</b>	<b>.300</b>	<b>6-19</b>	<b>.316</b>	<b>7-8</b>	<b>.875</b>	<b>3</b>	<b>11</b>	<b>14</b>	<b>0.9</b>	<b>4</b>	<b>17</b>	<b>8</b>	<b>1</b>	<b>6</b>	<b>31</b>	<b>2.1</b>

## Player Averages

Games Played	Minutes/game	Points/game	FG Pct	3FG Pct	FT Pct	Rebounds/game	Assists/game	Turnovers/game	Assist/Turnover ratio	Steals/game	Blocks/game
15	9.8	2.1	30.0	31.6	87.5	0.9	1.1	0.5	2.1	0.4	0.1

## MISCELLANEOUS

Situation	'23-'24
Led team in scoring	-
Led team in rebounds	-
Led team in assists	2
Led team in blocks	-
Led team in steals	-
Double-Doubles	-
Double Figure Points	1
5+ Rebounds	-
Double Figure Rebounds	-
20-Point Games	-
30-Point Games	-
3+ Three Pointers	1
5+ Assists	-
3+ Steals	-
3+ Blocks	-

## 2023-24 GAME HIGHS

Points	13	at Miami (11/10/23)
Rebounds	3	Cal St. Fullerton (11/16/23)
Assists	3	3x, last at Kansas State (1/6/24)
Steals	2	Bethune-Cookman (12/29/23)
Blocks	1	2x, last vs. Jacksonville (12/6/23)
Field Goals Made	5	at Miami (11/10/23)
Field Goals Attempted	7	at Miami (11/10/23)
3-Point Field Goals Made	3	at Miami (11/10/23)
3-Point Field Goals Attempted	4	Maine (12/18/23)
Free Throws Made	2	3x, last vs. Jacksonville (12/6/23)
Free Throws Attempted	2	4x, last vs. Jacksonville (12/6/23)

## SINGLE-GAME CAREER HIGHS

Points	13	at Miami (11/10/23)
Rebounds	3	Cal St. Fullerton (11/16/23)
Assists	3	3x, last at Kansas State (1/6/24)
Steals	2	Bethune-Cookman (12/29/23)
Blocks	1	2x, last vs. Jacksonville (12/6/23)
Field Goals Made	5	at Miami (11/10/23)
Field Goals Attempted	7	at Miami (11/10/23)
3-Point Field Goals Made	3	at Miami (11/10/23)
3-Point Field Goals Attempted	4	Maine (12/18/23)
Free Throws Made	2	3x, last vs. Jacksonville (12/6/23)
Free Throws Attempted	2	4x, last vs. Jacksonville (12/6/23)

## CAREER STATS

SEASON	TEAM	GP-GS	Field Goals		3-Point		F-Throws		Rebounds				Scoring							
			FG-FGA	FG%	3FG-3FGA	3FG%	FT-FTA	FT%	OFF	DEF	TOT	AVG	PF-FO	A	TO	BLK	STL	PTS	AVG	
2023-24	UCF	15-0	147/9.8	9-30	.300	6-19	.316	7-8	.875	3	11	14	0.9	4-0	17	8	1	6	31	2.1
<b>TOTAL</b>		<b>15-0</b>	<b>147/9.8</b>	<b>9-30</b>	<b>.300</b>	<b>6-19</b>	<b>.316</b>	<b>7-8</b>	<b>.875</b>	<b>3</b>	<b>11</b>	<b>14</b>	<b>0.9</b>	<b>4-0</b>	<b>17</b>	<b>8</b>	<b>1</b>	<b>6</b>	<b>31</b>	<b>2.1</b>





# 31 Thierno Sylla

Forward | Sophomore | 6-11 | 216  
Conakry, Guinea | Royal Crown Academic School

## SYLLA NOTEBOOK

- Recorded the first double-double of his career against Jacksonville on 12/6/23, scoring 20 points while pulling in 11 rebounds and adding two blocks
- Made his first two career starts at the Jacksonville Classic in St. Augustine, Fla., helping UCF to a pair of wins and the tournament title
- Earned a career-high seven rebounds and two assists against Cal St. Fullerton
- Appeared in 27 games, coming off the bench in all of them and playing in 167 minutes in 2022-23, averaging 2.2 points and 1.1 rebounds per game
- Was 23-for-49 (46.9%) from the field, including going 12-of-33 (36.4%) from beyond the three-point arc
- Tallied 11 blocks, four assists and three steals on the season
- Scored a season-high 10 points twice (11/23/22 vs. Evansville, 2/11/23 vs. Tulsa)
- Had four games with two blocks
- Played in a season-high 19:32 of game time vs. Tulsa (2/11)
- Prior to UCF, played at Royal Crown Academic School in Ontario, Canada
- Named Defensive player of the year of the OSBA league along with a 1st team all-star nod as a senior
- Also played soccer, starting as a striker on varsity

## COLLEGE PATH

22-23: Freshman - UCF  
23-24: Sophomore - UCF

## SOCIAL MEDIA

@@isthierno\_13

## Did You Know?

- Major: Business
- Favorite pro athlete: Kevin Durant
- Favorite pro team: Brooklyn Nets
- Pre-game ritual: Meditate
- Favorite movie: How High
- Favorite TV show: Boondocks
- Favorite music artist: Burna Boy
- Favorite food: Rice and plantains
- Second favorite sport: Soccer
- Favorite off-day activity: Going to the movies
- Hidden talent: Nice at playing soccer

## MISCELLANEOUS

Situation	'23-'24
Led team in scoring	1
Led team in rebounds	2
Led team in assists	-
Led team in blocks	2
Led team in steals	-
Double-Doubles	1
Double Figure Points	1
5+ Rebounds	7
Double Figure Rebounds	1
20-Point Games	1
30-Point Games	-
3+ Three Pointers	-
5+ Assists	-
3+ Steals	-
3+ Blocks	-

## GAME-BY-GAME STATS

Opponent	Date	GS	MIN	Total		3-Pointers		Free throws		Rebounds				PF	A	TO	BLK	STL	PTS	AVG	
				FG-FGA	PCT	3FG-3FGA	PCT	FT-FTA	PCT	OFF	DEF	TOT	AVG								
FIU	11/06/2023		18:00	4-6	.667	1-3	.333	0-0	.000	1	1	2	2.0	2	0	3	0	2	9	9.0	
at Miami (FL)	11/10/2023		08:52	1-4	.250	1-3	.333	0-0	.000	0	1	1	1.5	0	0	2	0	0	3	6.0	
Cal St. Fullerton	11/16/2023		18:07	3-5	.600	2-3	.667	1-3	.333	0	7	7	3.3	0	2	0	1	0	9	7.0	
vs South Dakota St.	11/19/2023	*	15:00	1-4	.250	0-3	.000	0-0	.000	0	5	5	3.8	4	1	0	0	2	2	5.8	
vs Charlotte	11/20/2023	*	20:00	1-3	.333	1-2	.500	2-2	1.000	2	4	6	4.2	1	0	1	0	0	5	5.6	
Stetson	11/26/2023	*	20:28	3-8	.375	1-4	.250	0-0	.000	1	3	4	4.2	2	0	0	0	0	7	5.8	
Lipscomb	12/02/2023	*	21:51	0-8	.000	0-3	.000	0-1	.000	3	5	8	4.7	1	2	0	0	2	0	5.0	
Jacksonville	12/06/2023	*	28:25	7-11	.636	2-4	.500	4-5	.800	3	8	11	5.5	2	1	1	2	0	20	6.9	
Ole Miss	12/10/2023	*	16:09	0-5	.000	0-3	.000	0-1	.000	1	1	2	5.1	1	0	1	2	0	0	6.1	
Maine	12/18/2023	*	20:06	2-6	.333	1-2	.500	0-0	.000	3	4	7	5.3	2	1	2	1	0	5	6.0	
Bethune-Cookman	12/29/2023		13:38	3-7	.429	0-2	.000	3-6	.500	4	3	7	5.5	0	0	1	0	0	9	6.3	
at Kansas St.	01/06/2024		06:33	1-3	.333	1-2	.500	0-0	.000	0	1	1	5.1	1	0	0	0	1	3	6.0	
Kansas	01/10/2024		03:18	0-1	.000	0-0	.000	0-0	.000	0	0	0	4.7	0	0	0	0	0	0	5.5	
BYU	01/13/2024		02:49	0-0	.000	0-0	.000	0-0	.000	0	0	0	4.4	1	0	0	0	0	0	5.1	
at Texas	01/17/2024		00:12	0-0	.000	0-0	.000	0-0	.000	0	0	0	4.1	1	0	0	0	0	0	4.8	
at Houston	01/20/2024		17:01	2-6	.333	2-5	.400	2-2	1.000	2	3	5	4.1	1	0	1	0	0	8	5.0	
<b>Totals</b>			<b>7</b>	<b>230:30</b>	<b>28-77</b>	<b>.364</b>	<b>12-39</b>	<b>.308</b>	<b>12-20</b>	<b>.600</b>	<b>20</b>	<b>46</b>	<b>66</b>	<b>4.1</b>	<b>19</b>	<b>7</b>	<b>12</b>	<b>6</b>	<b>7</b>	<b>80</b>	<b>5.0</b>

## Player Averages

Games Played	Minutes/game	Points/game	FG Pct	3FG Pct	FT Pct	Rebounds/game	Assists/game	Turnovers/game	Assist/Turnover ratio	Steals/game	Blocks/game
16	14.4	5.0	36.4	30.8	60.0	4.1	0.4	0.8	0.6	0.4	0.4

## 2023-24 GAME HIGHS

Points	20	Jacksonville (12/6/23)
Rebounds	11	Jacksonville (12/6/23)
Assists	2	2x, last vs. Lipscomb (12/2/23)
Steals	2	3x, last vs. Lipscomb (12/2/23)
Blocks	2	2x, last vs. Ole Miss (12/10/23)
FGs Made	7	Jacksonville (12/6/23)
FGs Attempted	11	Jacksonville (12/6/23)
3-Pt. FGs Made	2	3x, last at Houston (1/20/24)
3-Pt. FGs Attempted	5	at Houston (1/20/24)
FTs Made	4	Jacksonville (12/6/23)
FTs Attempted	6	Bethune-Cookman (12/29/23)

## SINGLE-GAME CAREER HIGHS

Points	20	Jacksonville (12/6/23)
Rebounds	11	Jacksonville (12/6/23)
Assists	2	2x, last vs. Lipscomb (12/2/23)
Steals	2	3x, last vs. Lipscomb (12/2/23)
Blocks	2	6x, last vs. Ole Miss (12/10/23)
Field Goals Made	7	Jacksonville (12/6/23)
Field Goals Attempted	11	Jacksonville (12/6/23)
3-Point Field Goals Made	2	6x, last at Houston (1/20/24)
3-Point Field Goals Attempted	5	at Houston (1/20/24)
Free Throws Made	4	Jacksonville (12/6/23)
Free Throws Attempted	6	Bethune-Cookman (12/29/23)

## CAREER STATS

SEASON	TEAM	GP-GS	MIN/AVG	Field Goals		3-Point		F-Throws		Rebounds				Scoring						
				FG-FGA	FG%	3FG-3FGA	3FG%	FT-FTA	FT%	OFF	DEF	TOT	AVG	PF-FO	A	TO	BLK	STL	PTS	AVG
2022-23	UCF	27-0	168/6.2	23-49	.469	12-33	.364	2-6	.333	10	20	30	1.1	38-1	4	10	11	3	60	2.2
2023-24	UCF	16-7	230/14.4	28-77	.364	12-39	.308	12-20	.600	20	46	66	4.1	19-0	7	12	6	7	80	5.0
<b>TOTAL</b>		<b>43-7</b>	<b>399/9.3</b>	<b>51-126</b>	<b>.405</b>	<b>24-72</b>	<b>.333</b>	<b>14-26</b>	<b>.538</b>	<b>30</b>	<b>66</b>	<b>96</b>	<b>2.2</b>	<b>57-1</b>	<b>11</b>	<b>22</b>	<b>17</b>	<b>10</b>	<b>140</b>	<b>3.3</b>

## OVERALL STATISTICS

### Game Records

Record	Overall	Home	Away	Neutral
ALL GAMES	11-6	8-3	1-3	2-0
CONFERENCE	2-3	1-1	1-2	0-0
NON-CONFERENCE	9-3	7-2	0-1	2-0

### Score by Periods

Team	1st	2nd	OT	TOT
UCF	537	685	15	1237
Opponents	477	609	12	1098

### Team Box Score

No.	Player				Total		3-Point		F-Throw		Rebounds								PTS	AVG			
		GP-GS	MIN	AVG	FG-FGA	FG%	3FG-3FGA	3FG%	FT-FTA	FT%	OFF	DEF	TOT	AVG	PF	DQ	A	TO			BLK	STL	
24	SELLERS, Jaylin	17-16	544:25	32.0	94-219	.429	25-96	.260	77-90	.856	30	45	75	4.4	29	0	17	20	1	23	290	17.1	
3	JOHNSON, Darius	17-16	545:44	32.1	75-184	.408	32-83	.386	48-61	.787	7	42	49	2.9	45	1	60	59	2	31	230	13.5	
13	AVERY, Marchelus	15-2	318:48	21.3	46-119	.387	20-58	.345	22-33	.667	19	46	65	4.3	21	0	12	11	7	11	134	8.9	
2	ALLEN, Shemarri	17-16	489:31	28.8	48-126	.381	7-30	.233	24-39	.615	16	53	69	4.1	41	1	42	32	11	31	127	7.5	
21	WALKER, C.J.	7-4	152:11	21.7	17-51	.333	2-12	.167	13-20	.650	11	23	34	4.9	10	0	4	10	5	3	49	7.0	
11	DIALLO, Ibrahim	17-4	316:21	18.6	37-63	.587	0-0	.000	30-57	.526	41	70	111	6.5	35	2	10	18	34	12	104	6.1	
31	SYLLA, Thierno	16-7	230:30	14.4	28-77	.364	12-39	.308	12-20	.600	20	46	66	4.1	19	0	7	12	6	7	80	5.0	
5	PAYNE, Omar	17-13	266:39	15.7	32-52	.615	2-6	.333	18-26	.692	25	39	64	3.8	45	2	11	14	23	13	84	4.9	
15	HENDRICKS, Tyler	9-0	81:39	9.1	11-22	.500	5-13	.385	7-8	.875	4	7	11	1.2	14	0	2	6	0	2	34	3.8	
1	JONES, Antwann	8-0	67:11	8.4	6-19	.316	2-8	.250	3-8	.375	4	8	12	1.5	7	0	7	5	0	2	17	2.1	
4	EMUOBOR, Comeh	9-0	56:20	6.3	7-20	.350	2-6	.333	3-4	.750	1	8	9	1.0	6	0	1	1	0	1	19	2.1	
22	MACHOWSKI, Nils	15-0	146:37	9.8	9-30	.300	6-19	.316	7-8	.875	3	11	14	0.9	4	0	17	8	1	6	31	2.1	
12	LANGFORD JR., DeMarr	13-7	153:25	11.8	10-24	.417	0-1	.000	6-14	.429	9	11	20	1.5	11	0	10	9	1	9	26	2.0	
10	MOCKUS, Mintautas	7-0	26:14	3.7	3-9	.333	1-6	.167	0-1	.000	1	5	6	0.9	4	0	1	2	0	1	7	1.0	
14	KALINA, Michael	5-0	09:24	1.9	1-3	.333	1-1	1.000	0-0	.000	0	0	0	0.0	0	0	0	2	1	0	3	0.6	
20	WARAKULNUKROH, Poohpha	6-0	10:02	1.7	0-3	.000	0-1	.000	2-2	1.000	0	1	1	0.2	1	0	2	0	1	0	2	0.3	
0	MAY, Charlie	6-0	10:02	1.7	0-1	.000	0-0	.000	0-0	.000	0	3	3	0.5	2	0	0	1	0	1	0	0.0	
Team											37	31	68								13		
<b>Total</b>		<b>17</b>	<b>3425</b>		<b>424-1022</b>	<b>.415</b>	<b>117-379</b>	<b>.309</b>	<b>272-391</b>	<b>.696</b>	<b>228</b>	<b>449</b>	<b>677</b>	<b>39.8</b>	<b>294</b>	<b>6</b>	<b>203</b>	<b>223</b>	<b>93</b>	<b>153</b>	<b>1237</b>	<b>72.8</b>	
<b>Opponents</b>		<b>17</b>	<b>3425</b>		<b>371-927</b>	<b>.400</b>	<b>115-354</b>	<b>.325</b>	<b>241-334</b>	<b>.722</b>	<b>149</b>	<b>430</b>	<b>579</b>	<b>34.1</b>	<b>320</b>	<b>10</b>	<b>211</b>	<b>267</b>	<b>60</b>	<b>138</b>	<b>1098</b>	<b>64.6</b>	

### Team Statistics

	UCF	OPP
<b>Scoring</b>	<b>1237</b>	<b>1098</b>
Points per game	72.8	64.6
Scoring margin	+8.2	-
<b>Field goals-att</b>	<b>424-1022</b>	<b>371-927</b>
Field goal pct	.415	.400
<b>3 point fg-att</b>	<b>117-379</b>	<b>115-354</b>
3-point FG pct	.309	.325
3-pt FG made per game	6.9	6.8
<b>Free throws-att</b>	<b>272-391</b>	<b>241-334</b>
Free throw pct	.696	.722
F-Throws made per game	16.0	14.2
<b>Rebounds</b>	<b>677</b>	<b>579</b>
Rebounds per game	39.8	34.1
Rebounding margin	+5.8	-
<b>Assists</b>	<b>203</b>	<b>211</b>
Assists per game	11.9	12.4
<b>Turnovers</b>	<b>223</b>	<b>267</b>
Turnovers per game	13.1	15.7
Turnover margin	+2.6	-
Assist/turnover ratio	0.9	0.8
<b>Steals</b>	<b>153</b>	<b>138</b>
Steals per game	9.0	8.1
<b>Blocks</b>	<b>93</b>	<b>60</b>
Blocks per game	5.5	3.5
<b>Winning streak</b>	<b>0</b>	<b>-</b>
Home win streak	0	-
<b>Attendance</b>	<b>67007</b>	<b>36089</b>
Home games-Avg/Game	11-6092	4-9022
Neutral site-Avg/Game	-	2-469

### Team Results

Date	Opponent		Score	Att.
11/06/2023	FIU	W	85-62	6225
11/10/2023	at Miami (FL)	L	72-88	7972
11/16/2023	Cal St. Fullerton	W	72-44	5322
11/19/2023	vs South Dakota St.	W	83-80	609
11/20/2023	vs Charlotte	Wot	74-71	329
11/26/2023	Stetson	L	82-85	5089
12/02/2023	Lipscomb	W	72-57	5152
12/06/2023	Jacksonville	W	94-52	5278
12/10/2023	Ole Miss	L	68-70	6067
12/18/2023	Maine	W	74-51	5014
12/21/2023	Florida A&M	W	69-56	5066
12/29/2023	Bethune-Cookman	W	98-54	5188
01/06/2024	at Kansas St.	L	52-77	9698
01/10/2024	Kansas	W	65-60	9469
01/13/2024	BYU	L	58-63	9137
01/17/2024	at Texas	W	77-71	11235
01/20/2024	at Houston	L	42-57	7184



## CONFERENCE STATISTICS

### Game Records

Record	Overall	Home	Away	Neutral
ALL GAMES	2-3	1-1	1-2	0-0
CONFERENCE	2-3	1-1	1-2	0-0
NON-CONFERENCE	0-0	0-0	0-0	0-0

### Score by Periods

Team	1st	2nd	OT	TOT
UCF	118	176	0	294
Opponents	170	158	0	328

### Team Box Score

No.	Player	Total			3-Point			F-Throw		Rebounds				PF DQ A TO BLK STL PTS				AVG				
		GP-GS	MIN	AVG	FG-FGA	FG%	3FG-3FGA	3FG%	FT-FTA	FT%	OFF	DEF	TOT	AVG	PF	DQ	A		TO	BLK	STL	PTS
24	SELLERS, Jaylin	5-4	164:15	32.8	20-55	.364	8-28	.286	19-20	.950	7	14	21	4.2	7	0	3	3	1	2	67	13.4
3	JOHNSON, Darius	5-5	173:59	34.8	18-50	.360	10-24	.417	13-16	.813	3	10	13	2.6	16	1	17	22	1	9	59	11.8
21	WALKER, C.J.	5-4	123:24	24.7	13-37	.351	2-8	.250	10-16	.625	9	16	25	5.0	10	0	1	6	5	2	38	7.6
2	ALLEN, Shemarri	5-5	153:15	30.6	13-41	.317	2-11	.182	8-12	.667	5	15	20	4.0	11	0	12	11	4	14	36	7.2
11	DIALLO, Ibrahim	5-4	101:33	20.3	10-20	.500	0-0	.000	9-16	.563	16	22	38	7.6	13	1	6	5	7	3	29	5.8
13	AVERY, Marchelus	5-1	88:49	17.8	6-31	.194	1-16	.063	8-11	.727	6	14	20	4.0	5	0	1	5	1	0	21	4.2
5	PAYNE, Omar	5-1	83:06	16.6	10-18	.556	0-4	.000	0-2	.000	8	8	16	3.2	10	0	2	4	7	2	20	4.0
15	HENDRICKS, Tyler	1-0	03:15	3.3	0-0	.000	0-0	.000	3-3	1.000	0	0	0	0.0	0	0	0	0	0	0	3	3.0
31	SYLLA, Thierno	5-0	29:53	6.0	3-10	.300	3-7	.429	2-2	1.000	2	4	6	1.2	4	0	0	1	0	1	11	2.2
10	MOCKUS, Mintautas	1-0	05:53	5.9	1-1	1.000	0-0	.000	0-0	.000	0	1	1	1.0	1	0	1	0	0	0	2	2.0
4	EMUOBOR, Comeh	2-0	06:04	3.0	1-2	.500	0-0	.000	1-2	.500	0	2	2	1.0	0	0	0	0	0	0	3	1.5
12	LANGFORD JR., DeMarr	5-1	31:53	6.4	1-3	.333	0-1	.000	1-4	.250	2	3	5	1.0	1	0	1	2	0	0	3	0.6
1	JONES, Antwann	4-0	25:19	6.3	1-8	.125	0-4	.000	0-0	.000	1	3	4	1.0	3	0	2	3	0	2	2	0.5
22	MACHOWSKI, Nils	3-0	09:22	3.1	0-0	.000	0-0	.000	0-0	.000	0	0	0	0.0	0	0	3	0	0	1	0	0.0
Team											6	9	15					5				
<b>Total</b>		<b>5</b>	<b>1000</b>		<b>97-276</b>	<b>.351</b>	<b>26-103</b>	<b>.252</b>	<b>74-104</b>	<b>.712</b>	<b>65</b>	<b>121</b>	<b>186</b>	<b>37.2</b>	<b>81</b>	<b>2</b>	<b>49</b>	<b>67</b>	<b>26</b>	<b>36</b>	<b>294</b>	<b>58.8</b>
<b>Opponents</b>		<b>5</b>	<b>1000</b>		<b>117-269</b>	<b>.435</b>	<b>40-112</b>	<b>.357</b>	<b>54-79</b>	<b>.684</b>	<b>41</b>	<b>133</b>	<b>174</b>	<b>34.8</b>	<b>85</b>	<b>2</b>	<b>79</b>	<b>62</b>	<b>21</b>	<b>39</b>	<b>328</b>	<b>65.6</b>

### Team Statistics

	UCF	OPP
<b>Scoring</b>	<b>294</b>	<b>328</b>
Points per game	58.8	65.6
Scoring margin	-6.8	-
<b>Field goals-att</b>	<b>97-276</b>	<b>117-269</b>
Field goal pct	.351	.435
<b>3 point fg-att</b>	<b>26-103</b>	<b>40-112</b>
3-point FG pct	.252	.357
3-pt FG made per game	5.2	8.0
<b>Free throws-att</b>	<b>74-104</b>	<b>54-79</b>
Free throw pct	.712	.684
F-Throws made per game	14.8	10.8
<b>Rebounds</b>	<b>186</b>	<b>174</b>
Rebounds per game	37.2	34.8
Rebounding margin	+2.4	-
<b>Assists</b>	<b>49</b>	<b>79</b>
Assists per game	9.8	15.8
<b>Turnovers</b>	<b>67</b>	<b>62</b>
Turnovers per game	13.4	12.4
Turnover margin	-1.0	-
Assist/turnover ratio	0.7	1.3
<b>Steals</b>	<b>36</b>	<b>39</b>
Steals per game	7.2	7.8
<b>Blocks</b>	<b>26</b>	<b>21</b>
Blocks per game	5.2	4.2
<b>Winning streak</b>	<b>0</b>	<b>-</b>
Home win streak	0	-
<b>Attendance</b>	<b>18606</b>	<b>28117</b>
Home games-Avg/Game	2-9303	3-9372
Neutral site-Avg/Game	-	0-0

### Team Results

Date	Opponent		Score	Att.
01/06/2024	at Kansas St.	L	52-77	9698
01/10/2024	Kansas	W	65-60	9469
01/13/2024	BYU	L	58-63	9137
01/17/2024	at Texas	W	77-71	11235
01/20/2024	at Houston	L	42-57	7184



### UCF GAME-BY-GAME STATISTICS

Opponent	Date	Score	W/L	Total		3-Pointers		Free throws		Rebounds				Miscellaneous						
				FG-FGA	PCT	3FG-3FGA	PCT	FT-FTA	PCT	OFF	DEF	TOT	AVG	PF	A	TO	BLK	STL	PTS	AVG
FIU	11/06/2023	85-62	W	31-62	.500	7-24	.292	16-23	.696	13	24	37	37.0	21	16	18	5	16	85	85.0
at Miami (FL)	11/10/2023	72-88	L	30-73	.411	5-20	.250	7-11	.636	17	21	38	37.5	24	6	18	2	7	72	78.5
Cal St. Fullerton	11/16/2023	72-44	W	27-58	.466	9-21	.429	9-18	.500	8	32	40	38.3	15	15	10	8	7	72	76.3
vs South Dakota St.	11/19/2023	83-80	W	29-59	.492	7-24	.292	18-24	.750	5	24	29	36.0	21	13	5	6	12	83	78.0
vs Charlotte	11/20/2023	74-71	Wot	25-67	.373	5-20	.250	19-24	.792	17	34	51	39.0	16	7	14	10	8	74	77.2
Stetson	11/26/2023	82-85	L	27-62	.435	6-18	.333	22-28	.786	12	23	35	38.3	21	14	13	3	4	82	78.0
Lipscomb	12/02/2023	72-57	W	27-67	.403	9-28	.321	9-13	.692	14	30	44	39.1	15	9	16	3	9	72	77.1
Jacksonville	12/06/2023	94-52	W	31-65	.477	15-33	.455	17-29	.586	17	35	52	40.8	18	17	8	8	11	94	79.3
Ole Miss	12/10/2023	68-70	L	21-57	.368	4-22	.182	22-34	.647	18	21	39	40.6	22	11	14	6	13	68	78.0
Maine	12/18/2023	74-51	W	26-56	.464	8-19	.421	14-23	.609	10	33	43	40.8	16	14	9	8	4	74	77.6
Florida A&M	12/21/2023	69-56	W	21-53	.396	8-24	.333	19-27	.704	12	22	34	40.2	13	10	13	5	12	69	76.8
Bethune-Cookman	12/29/2023	98-54	W	32-67	.478	8-23	.348	26-33	.788	20	29	49	40.9	11	22	18	3	14	98	78.6
at Kansas St.	01/06/2024	52-77	L	22-65	.338	5-21	.238	3-5	.600	16	20	36	40.5	20	12	13	6	7	52	76.5
Kansas	01/10/2024	65-60	W	22-52	.423	7-20	.350	14-18	.778	9	19	28	39.6	13	12	13	7	8	65	75.7
BYU	01/13/2024	58-63	L	17-58	.293	3-18	.167	21-33	.636	17	27	44	39.9	18	6	11	5	8	58	74.5
at Texas	01/17/2024	77-71	W	29-57	.509	7-23	.304	12-15	.800	12	25	37	39.8	14	14	15	5	7	77	74.7
at Houston	01/20/2024	42-57	L	7-44	.159	4-21	.190	24-33	.727	11	30	41	39.8	16	5	15	3	6	42	72.8
<b>Total</b>		<b>1237</b>		<b>424-1022</b>	<b>.415</b>	<b>117-379</b>	<b>.309</b>	<b>272-391</b>	<b>.696</b>	<b>228</b>	<b>449</b>	<b>677</b>	<b>39.8</b>	<b>294</b>	<b>203</b>	<b>223</b>	<b>93</b>	<b>153</b>	<b>1237</b>	<b>72.8</b>
Opponents		1098		371-927	.400	115-354	.325	241-334	.722	149	430	579	34.1	320	211	267	60	138	1098	64.6

### UCF Averages

Games Played	Points/game	FG Pct	3FG Pct	FT Pct	Rebounds/game	Assists/game	Turnovers/game	Assist/Turnover ratio	Steals/game	Blocks/game
17	72.8	41.5	30.9	69.6	39.8	11.9	13.1	0.9	9.0	5.5

### MISCELLANEOUS GAME-BY-GAME STATISTICS

Date	Opp.	W/L, Score	Points in Paint			Pts Off TOs			2nd Chance Pts			Fast Break Pts			Bench		
			UCF	Opp.	Diff.	UCF	Opp.	Diff.	UCF	Opp.	Diff.	UCF	Opp.	Diff.	UCF	Opp.	Diff.
Nov. 6	FIU	W, 85-62	46	26	+20	22	18	+4	20	5	+15	21	24	-3	30	29	+1
Nov. 10	at #13 Miami	L, 88-72	46	30	+16	10	23	-13	18	9	+9	2	29	-27	27	8	+19
Nov. 16	Cal St. Fullerton	W, 72-44	30	18	+12	13	13	0	8	2	+6	11	11	0	41	7	+34
Nov. 19	vs. South Dakota St.	W, 83-80	32	18	+14	25	6	+19	2	10	-8	2	7	-5	33	17	+16
Nov. 20	vs. Charlotte	W, 74-71; OT	36	38	-2	12	15	-3	15	7	+8	8	10	-2	17	15	+2
Nov. 26	Stetson	L, 85-82	40	22	+18	21	12	+9	8	4	+4	17	24	-7	11	17	-6
Dec. 2	Lipscomb	W, 72-57	34	14	+20	24	12	+12	11	0	+11	13	10	+3	23	4	+19
Dec. 6	Jacksonville	W, 94-52	28	20	+8	19	4	+15	23	15	+8	14	4	+10	38	22	+16
Dec. 10	Ole Miss	L, 70-68	32	20	+12	14	15	-1	12	7	+5	15	15	0	12	22	-10
Dec. 18	Maine	W, 74-51	34	36	-2	11	7	+4	8	16	-8	16	11	+5	42	31	+11
Dec. 21	Florida A&M	W, 69-56	24	32	-8	24	13	+11	8	4	+4	6	9	-3	22	26	-4
Dec. 29	Bethune-Cookman	W, 98-54	44	24	+20	37	12	+25	13	4	+9	37	12	+25	51	7	+44
Jan. 6	at Kansas State	L, 77-52	24	32	-8	16	17	-1	11	16	-5	4	8	-4	22	10	+12
Jan. 10	#3/3 Kansas	W, 65-60	26	32	-6	18	12	+6	15	12	+3	6	13	-7	8	17	-9
Jan. 13	#18/17 BYU	L, 63-58	22	22	0	12	8	+4	9	12	-3	9	5	+4	1	17	-16
Jan. 17	at Texas	W, 77-71	34	22	+12	19	11	+8	15	5	+10	12	11	+1	34	7	+27
Jan. 20	at Houston	L, 57-42	6	24	-18	5	15	-10	8	8	0	9	10	-1	26	15	+11
Jan. 23	West Virginia																
Jan. 27	at Cincinnati																
Jan. 31	Baylor																
Feb. 3	Oklahoma																
Feb. 10	at Texas Tech																
Feb. 13	at BYU																
Feb. 17	Cincinnati																
Feb. 20	at West Virginia																
Feb. 24	Texas Tech																
Feb. 28	at Oklahoma State																
Mar. 2	Iowa State																
Mar. 6	Houston																
Mar. 9	at TCU																
<b>TOTALS</b>			<b>538</b>	<b>430</b>	<b>+108</b>	<b>302</b>	<b>213</b>	<b>+89</b>	<b>204</b>	<b>136</b>	<b>+68</b>	<b>202</b>	<b>213</b>	<b>-11</b>	<b>438</b>	<b>271</b>	<b>+167</b>



### OPPONENT GAME-BY-GAME STATISTICS

Opponent	Date	Score	W	Total		3-Pointers		Free throws		Rebounds				PF	A	TO	BLK	STL	PTS	AVG
				FG-FGA	PCT	3FG-3FGA	PCT	FT-FTA	PCT	OFF	DEF	TOT	AVG							
FIU	11/06/2023	85-62	W	17-47	.362	4-18	.222	24-32	.750	9	21	30	30.0	18	10	24	2	11	62	62.0
at Miami (FL)	11/10/2023	72-88	L	26-51	.510	10-21	.476	26-30	.867	6	28	34	32.0	16	13	18	11	14	88	75.0
Cal St. Fullerton	11/16/2023	72-44	W	12-51	.235	3-19	.158	17-21	.810	9	26	35	33.0	18	6	15	1	6	44	64.7
vs South Dakota St.	11/19/2023	83-80	W	24-54	.444	12-28	.429	20-29	.690	12	28	40	34.8	20	12	16	3	3	80	68.5
vs Charlotte	11/20/2023	74-71	Wot	28-66	.424	4-14	.286	11-16	.688	8	28	36	35.0	21	13	10	4	6	71	69.0
Stetson	11/26/2023	82-85	L	25-53	.472	13-30	.433	22-24	.917	6	26	32	34.5	22	17	17	2	6	85	71.7
Lipscomb	12/02/2023	72-57	W	20-52	.385	9-24	.375	8-15	.533	4	27	31	34.0	14	13	20	2	9	57	69.6
Jacksonville	12/06/2023	94-52	W	20-66	.303	4-20	.200	8-16	.500	16	24	40	34.8	21	7	14	0	5	52	67.4
Ole Miss	12/10/2023	68-70	L	20-45	.444	6-15	.400	24-34	.706	7	22	29	34.1	23	11	15	6	8	70	67.7
Maine	12/18/2023	74-51	W	22-64	.344	1-19	.053	6-12	.500	13	26	39	34.6	19	10	9	2	7	51	66.0
Florida A&M	12/21/2023	69-56	W	22-50	.440	5-18	.278	7-11	.636	7	24	31	34.3	21	14	21	3	10	56	65.1
Bethune-Cookman	12/29/2023	98-54	W	18-59	.305	4-16	.250	14-15	.933	11	17	28	33.8	22	6	26	3	14	54	64.2
at Kansas St.	01/06/2024	52-77	L	25-58	.431	9-24	.375	18-23	.783	13	27	40	34.2	12	18	12	6	9	77	65.2
Kansas	01/10/2024	65-60	W	24-47	.511	6-18	.333	6-11	.545	8	24	32	34.1	15	20	18	2	6	60	64.8
BYU	01/13/2024	58-63	L	21-52	.404	9-26	.346	12-17	.706	6	32	38	34.3	22	12	13	5	3	63	64.7
at Texas	01/17/2024	77-71	W	27-54	.500	10-26	.385	7-12	.583	4	18	22	33.6	13	17	11	1	10	71	65.1
at Houston	01/20/2024	42-57	L	20-58	.345	6-18	.333	11-16	.688	10	32	42	34.1	23	12	8	7	11	57	64.6
<b>Total</b>		<b>1098</b>		<b>371-927</b>	<b>.400</b>	<b>115-354</b>	<b>.325</b>	<b>241-334</b>	<b>.722</b>	<b>149</b>	<b>430</b>	<b>579</b>	<b>34.1</b>	<b>320</b>	<b>211</b>	<b>267</b>	<b>60</b>	<b>138</b>	<b>1098</b>	<b>64.6</b>
UCF		1237		424-1022	.415	117-379	.309	272-391	.696	228	449	677	39.8	294	203	223	93	153	1237	72.8

### Opponents Averages

Games Played	Points/game	FG Pct	3FG Pct	FT Pct	Rebounds/game	Assists/game	Turnovers/game	Assist/Turnover ratio	Steals/game	Blocks/game
17	64.6	40.0	32.5	72.2	34.1	12.4	15.7	0.8	8.1	3.5

**LEADERS**
**Points**

##	Player	G	Pts	Pts/G
24	Sellers, Jaylin	17	290	17.1
3	Johnson, Darius	17	230	13.5
13	Avery, Marchelus	15	134	8.9
2	Allen, Shemarri	17	127	7.5
11	Diallo, Ibrahima	17	104	6.1
5	Payne, Omar	17	84	4.9
31	Sylla, Thierno	16	80	5.0
21	Walker, C.J.	7	49	7.0
15	Hendricks, Tyler	9	34	3.8
22	Machowski, Nils	15	31	2.1
12	Langford Jr., DeMarr	13	26	2.0
4	Emuobor, Comeh	9	19	2.1
1	Jones, Antwann	8	17	2.1
10	Mockus, Mintautas	7	7	1.0
14	Kalina, Michael	5	3	0.6
20	Warakulnukroh, Poohpha	6	2	0.3

**Scoring Average**

##	Player	G	Pts	Pts/G
24	Sellers, Jaylin	17	290	17.1
3	Johnson, Darius	17	230	13.5
13	Avery, Marchelus	15	134	8.9
2	Allen, Shemarri	17	127	7.5
21	Walker, C.J.	7	49	7.0
11	Diallo, Ibrahima	17	104	6.1
31	Sylla, Thierno	16	80	5.0
5	Payne, Omar	17	84	4.9
15	Hendricks, Tyler	9	34	3.8
1	Jones, Antwann	8	17	2.1
4	Emuobor, Comeh	9	19	2.1
22	Machowski, Nils	15	31	2.1
12	Langford Jr., DeMarr	13	26	2.0
10	Mockus, Mintautas	7	7	1.0
14	Kalina, Michael	5	3	0.6
20	Warakulnukroh, Poohpha	6	2	0.3

**Field Goal Percentage**

##	Player	FG	Att	Pct
5	Payne, Omar	32	52	.615
11	Diallo, Ibrahima	37	63	.587
15	Hendricks, Tyler	11	22	.500
24	Sellers, Jaylin	94	219	.429
12	Langford Jr., DeMarr	10	24	.417
3	Johnson, Darius	75	184	.408
13	Avery, Marchelus	46	119	.387
2	Allen, Shemarri	48	126	.381
31	Sylla, Thierno	28	77	.364
4	Emuobor, Comeh	7	20	.350
21	Walker, C.J.	17	51	.333
10	Mockus, Mintautas	3	9	.333
14	Kalina, Michael	1	3	.333
1	Jones, Antwann	6	19	.316
22	Machowski, Nils	9	30	.300

**Field Goal Attempts**

##	Player	G	Att	Att/G
24	Sellers, Jaylin	17	219	12.9
3	Johnson, Darius	17	184	10.8
2	Allen, Shemarri	17	126	7.4
13	Avery, Marchelus	15	119	7.9
31	Sylla, Thierno	16	77	4.8

**Field Goals Made**

##	Player	G	Made	Made/G
24	Sellers, Jaylin	17	94	5.5
3	Johnson, Darius	17	75	4.4
2	Allen, Shemarri	17	48	2.8
13	Avery, Marchelus	15	46	3.1
11	Diallo, Ibrahima	17	37	2.2

## LEADERS

## 3-Point FG Percentage

##	Player	3FG	Att	Pct
14	Kalina, Michael	1	1	1.000
3	Johnson, Darius	32	83	.386
15	Hendricks, Tyler	5	13	.385
13	Avery, Marchelus	20	58	.345
5	Payne, Omar	2	6	.333
4	Emuobor, Comeh	2	6	.333
22	Machowski, Nils	6	19	.316
31	Sylla, Thierno	12	39	.308
24	Sellers, Jaylin	25	96	.260
1	Jones, Antwann	2	8	.250
2	Allen, Shemarri	7	30	.233
21	Walker, C.J.	2	12	.167
10	Mockus, Mintautas	1	6	.167

## Free Throw Percentage

##	Player	Made	Att	Pct
20	Warakulnukroh, Poohpha	2	2	1.000
15	Hendricks, Tyler	7	8	.875
22	Machowski, Nils	7	8	.875
24	Sellers, Jaylin	77	90	.856
3	Johnson, Darius	48	61	.787
4	Emuobor, Comeh	3	4	.750
5	Payne, Omar	18	26	.692
13	Avery, Marchelus	22	33	.667
21	Walker, C.J.	13	20	.650
2	Allen, Shemarri	24	39	.615
31	Sylla, Thierno	12	20	.600
11	Diallo, Ibrahima	30	57	.526
12	Langford Jr., DeMarr	6	14	.429
1	Jones, Antwann	3	8	.375

## Rebounds

##	Player	G	Reb	Reb/G
11	Diallo, Ibrahima	17	111	6.5
24	Sellers, Jaylin	17	75	4.4
2	Allen, Shemarri	17	69	4.1
31	Sylla, Thierno	16	66	4.1
13	Avery, Marchelus	15	65	4.3

## Rebounds Average

##	Player	G	Reb	Reb/G
11	Diallo, Ibrahima	17	111	6.5
21	Walker, C.J.	7	34	4.9
24	Sellers, Jaylin	17	75	4.4
13	Avery, Marchelus	15	65	4.3
31	Sylla, Thierno	16	66	4.1

## 3-Point FG Attempts

##	Player	G	Att	Att/G
24	Sellers, Jaylin	17	96	5.6
3	Johnson, Darius	17	83	4.9
13	Avery, Marchelus	15	58	3.9
31	Sylla, Thierno	16	39	2.4
2	Allen, Shemarri	17	30	1.8

## 3-Point FG Made

##	Player	G	Made	Made/G
3	Johnson, Darius	17	32	1.9
24	Sellers, Jaylin	17	25	1.5
13	Avery, Marchelus	15	20	1.3
31	Sylla, Thierno	16	12	0.8
2	Allen, Shemarri	17	7	0.4

## Free Throw Attempts

##	Player	G	Att	Att/G
24	Sellers, Jaylin	17	90	5.3
3	Johnson, Darius	17	61	3.6
11	Diallo, Ibrahima	17	57	3.4
2	Allen, Shemarri	17	39	2.3
13	Avery, Marchelus	15	33	2.2

## Free Throws Made

##	Player	G	Made	Made/G
24	Sellers, Jaylin	17	77	4.5
3	Johnson, Darius	17	48	2.8
11	Diallo, Ibrahima	17	30	1.8
2	Allen, Shemarri	17	24	1.4
13	Avery, Marchelus	15	22	1.5

## Assists

##	Player	G	Ast	Ast/G
3	Johnson, Darius	17	60	3.5
2	Allen, Shemarri	17	42	2.5
24	Sellers, Jaylin	17	17	1.0
22	Machowski, Nils	15	17	1.1
13	Avery, Marchelus	15	12	0.8

## Steals

##	Player	G	Stl	Stl/G
3	Johnson, Darius	17	31	1.8
2	Allen, Shemarri	17	31	1.8
24	Sellers, Jaylin	17	23	1.4
5	Payne, Omar	17	13	0.8
11	Diallo, Ibrahima	17	12	0.7



**LEADERS**
**Offensive Rebounds**

##	Player	G	OReb	OReb/G
11	Diallo, Ibrahima	17	41	2.4
24	Sellers, Jaylin	17	30	1.8
5	Payne, Omar	17	25	1.5
31	Sylla, Thierno	16	20	1.3
13	Avery, Marchelus	15	19	1.3

**Blocked Shots**

##	Player	G	Blk	Blk/G
11	Diallo, Ibrahima	17	34	2.0
5	Payne, Omar	17	23	1.4
2	Allen, Shemarri	17	11	0.6
13	Avery, Marchelus	15	7	0.5
31	Sylla, Thierno	16	6	0.4

**Defensive Rebounds**

##	Player	G	DReb	DReb/G
11	Diallo, Ibrahima	17	70	4.1
2	Allen, Shemarri	17	53	3.1
13	Avery, Marchelus	15	46	3.1
31	Sylla, Thierno	16	46	2.9
24	Sellers, Jaylin	17	45	2.6

**Minutes**

##	Player	G	Min	Min/G
3	Johnson, Darius	17	546	32:06
24	Sellers, Jaylin	17	544	32:01
2	Allen, Shemarri	17	490	28:48
13	Avery, Marchelus	15	319	21:15
11	Diallo, Ibrahima	17	316	18:37

**Fouls**

##	Player	G	PF	PF/G
3	Johnson, Darius	17	45	2.6
5	Payne, Omar	17	45	2.6
2	Allen, Shemarri	17	41	2.4
11	Diallo, Ibrahima	17	35	2.1
24	Sellers, Jaylin	17	29	1.7

**Turnovers**

##	Player	G	TO	TO/G
3	Johnson, Darius	17	59	3.5
2	Allen, Shemarri	17	32	1.9
24	Sellers, Jaylin	17	20	1.2
11	Diallo, Ibrahima	17	18	1.1
5	Payne, Omar	17	14	0.8

**Foul Outs**

##	Player	G	FO
11	Diallo, Ibrahima	17	2
5	Payne, Omar	17	2
3	Johnson, Darius	17	1
2	Allen, Shemarri	17	1

**UCF GAME HIGHS**

<b>POINTS</b>	98 94 85 83 82	Bethune-Cookman (12/29/2023) Jacksonville (12/06/2023) FIU (11/06/2023) vs South Dakota St. (N) (11/19/2023) Stetson (11/26/2023)
<b>FIELD GOALS MADE</b>	32 31 31	Bethune-Cookman (12/29/2023) Jacksonville (12/06/2023) FIU (11/06/2023)
<b>FIELD GOAL ATTEMPTS</b>	73 67 67 67	at Miami (FL) (11/10/2023) Bethune-Cookman (12/29/2023) Lipscomb (12/02/2023) vs Charlotte (N) (11/20/2023)
<b>FIELD GOAL PERCENTAGE</b>	.509 (29-57) .500 (31-62)	at Texas (01/17/2024) FIU (11/06/2023)
<b>3 PT FG MADE</b>	15 9 9	Jacksonville (12/06/2023) Lipscomb (12/02/2023) Cal St. Fullerton (11/16/2023)
<b>3 PT FG ATTEMPTS</b>	33 28	Jacksonville (12/06/2023) Lipscomb (12/02/2023)
<b>3 PT FG PERCENTAGE</b>	.455 (15-33) .429 (9-21)	Jacksonville (12/06/2023) Cal St. Fullerton (11/16/2023)
<b>FREE THROWS MADE</b>	26 24	Bethune-Cookman (12/29/2023) at Houston (01/20/2024)
<b>FREE THROW ATTEMPTS</b>	34 33 33 33	Ole Miss (12/10/2023) at Houston (01/20/2024) BYU (01/13/2024) Bethune-Cookman (12/29/2023)
<b>FREE THROW PERCENTAGE</b>	.800 (12-15) .792 (19-24)	at Texas (01/17/2024) vs Charlotte (N) (11/20/2023)
<b>REBOUNDS</b>	52 51	Jacksonville (12/06/2023) vs Charlotte (N) (11/20/2023)
<b>ASSISTS</b>	22 17	Bethune-Cookman (12/29/2023) Jacksonville (12/06/2023)
<b>STEALS</b>	16 14	FIU (11/06/2023) Bethune-Cookman (12/29/2023)
<b>BLOCKED SHOTS</b>	10 8 8 8	vs Charlotte (N) (11/20/2023) Maine (12/18/2023) Jacksonville (12/06/2023) Cal St. Fullerton (11/16/2023)
<b>TURNOVERS</b>	18 18 18	Bethune-Cookman (12/29/2023) at Miami (FL) (11/10/2023) FIU (11/06/2023)
<b>FOULS</b>	24 22	at Miami (FL) (11/10/2023) Ole Miss (12/10/2023)

**OPPONENT GAME HIGHS**

<b>POINTS</b>	88		at Miami (FL) (11/10/2023)
	85		Stetson (11/26/2023)
	80		vs South Dakota St. (N) (11/19/2023)
	77		at Kansas St. (01/06/2024)
	71		at Texas (01/17/2024)
	71		vs Charlotte (N) (11/20/2023)
<b>FIELD GOALS MADE</b>	28		vs Charlotte (N) (11/20/2023)
	27		at Texas (01/17/2024)
<b>FIELD GOAL ATTEMPTS</b>	66		Jacksonville (12/06/2023)
	66		vs Charlotte (N) (11/20/2023)
<b>FIELD GOAL PERCENTAGE</b>	.511	(24-47)	Kansas (01/10/2024)
	.510	(26-51)	at Miami (FL) (11/10/2023)
<b>3 PT FG MADE</b>	13		Stetson (11/26/2023)
	12		vs South Dakota St. (N) (11/19/2023)
<b>3 PT FG ATTEMPTS</b>	30		Stetson (11/26/2023)
	28		vs South Dakota St. (N) (11/19/2023)
<b>3 PT FG PERCENTAGE</b>	.476	(10-21)	at Miami (FL) (11/10/2023)
	.433	(13-30)	Stetson (11/26/2023)
<b>FREE THROWS MADE</b>	26		at Miami (FL) (11/10/2023)
	24		Ole Miss (12/10/2023)
	24		FIU (11/06/2023)
<b>FREE THROW ATTEMPTS</b>	34		Ole Miss (12/10/2023)
	32		FIU (11/06/2023)
<b>FREE THROW PERCENTAGE</b>	.933	(14-15)	Bethune-Cookman (12/29/2023)
	.917	(22-24)	Stetson (11/26/2023)
<b>REBOUNDS</b>	42		at Houston (01/20/2024)
	40		at Kansas St. (01/06/2024)
	40		Jacksonville (12/06/2023)
	40		vs South Dakota St. (N) (11/19/2023)
<b>ASSISTS</b>	20		Kansas (01/10/2024)
	18		at Kansas St. (01/06/2024)
<b>STEALS</b>	14		Bethune-Cookman (12/29/2023)
	14		at Miami (FL) (11/10/2023)
<b>BLOCKED SHOTS</b>	11		at Miami (FL) (11/10/2023)
	7		at Houston (01/20/2024)
<b>TURNOVERS</b>	26		Bethune-Cookman (12/29/2023)
	24		FIU (11/06/2023)
<b>FOULS</b>	23		at Houston (01/20/2024)
	23		Ole Miss (12/10/2023)

## UCF GAME LOWS

<b>POINTS</b>	42		at Houston (01/20/2024)
	52		at Kansas St. (01/06/2024)
	58		BYU (01/13/2024)
	65		Kansas (01/10/2024)
	68		Ole Miss (12/10/2023)
<b>FIELD GOALS MADE</b>	7		at Houston (01/20/2024)
	17		BYU (01/13/2024)
<b>FIELD GOAL ATTEMPTS</b>	44		at Houston (01/20/2024)
	52		Kansas (01/10/2024)
<b>FIELD GOAL PERCENTAGE</b>	.159	(7-44)	at Houston (01/20/2024)
	.293	(17-58)	BYU (01/13/2024)
<b>3 PT FG MADE</b>	3		BYU (01/13/2024)
	4		at Houston (01/20/2024)
	4		Ole Miss (12/10/2023)
<b>3 PT FG ATTEMPTS</b>	18		BYU (01/13/2024)
	18		Stetson (11/26/2023)
<b>3 PT FG PERCENTAGE</b>	.167	(3-18)	BYU (01/13/2024)
	.182	(4-22)	Ole Miss (12/10/2023)
<b>FREE THROWS MADE</b>	3		at Kansas St. (01/06/2024)
	7		at Miami (FL) (11/10/2023)
<b>FREE THROW ATTEMPTS</b>	5		at Kansas St. (01/06/2024)
	11		at Miami (FL) (11/10/2023)
<b>FREE THROW PERCENTAGE</b>	.500	(9-18)	Cal St. Fullerton (11/16/2023)
	.586	(17-29)	Jacksonville (12/06/2023)
<b>REBOUNDS</b>	28		Kansas (01/10/2024)
	29		vs South Dakota St. (N) (11/19/2023)
<b>ASSISTS</b>	5		at Houston (01/20/2024)
	6		BYU (01/13/2024)
	6		at Miami (FL) (11/10/2023)
<b>STEALS</b>	4		Maine (12/18/2023)
	4		Stetson (11/26/2023)
<b>BLOCKED SHOTS</b>	2		at Miami (FL) (11/10/2023)
	3		at Houston (01/20/2024)
	3		Bethune-Cookman (12/29/2023)
	3		Lipscomb (12/02/2023)
	3		Stetson (11/26/2023)
<b>TURNOVERS</b>	5		vs South Dakota St. (N) (11/19/2023)
	8		Jacksonville (12/06/2023)
<b>FOULS</b>	11		Bethune-Cookman (12/29/2023)
	13		Kansas (01/10/2024)
	13		Florida A&M (12/21/2023)

**OPPONENT GAME LOWS**

<b>POINTS</b>	44		Cal St. Fullerton (11/16/2023)
	51		Maine (12/18/2023)
	52		Jacksonville (12/06/2023)
	54		Bethune-Cookman (12/29/2023)
	56		Florida A&M (12/21/2023)
<b>FIELD GOALS MADE</b>	12		Cal St. Fullerton (11/16/2023)
	17		FIU (11/06/2023)
<b>FIELD GOAL ATTEMPTS</b>	45		Ole Miss (12/10/2023)
	47		Kansas (01/10/2024)
	47		FIU (11/06/2023)
<b>FIELD GOAL PERCENTAGE</b>	.235	(12-51)	Cal St. Fullerton (11/16/2023)
	.303	(20-66)	Jacksonville (12/06/2023)
<b>3 PT FG MADE</b>	1		Maine (12/18/2023)
	3		Cal St. Fullerton (11/16/2023)
<b>3 PT FG ATTEMPTS</b>	14		vs Charlotte (N) (11/20/2023)
	15		Ole Miss (12/10/2023)
<b>3 PT FG PERCENTAGE</b>	.053	(1-19)	Maine (12/18/2023)
	.158	(3-19)	Cal St. Fullerton (11/16/2023)
<b>FREE THROWS MADE</b>	6		Kansas (01/10/2024)
	6		Maine (12/18/2023)
<b>FREE THROW ATTEMPTS</b>	11		Kansas (01/10/2024)
	11		Florida A&M (12/21/2023)
<b>FREE THROW PERCENTAGE</b>	.500	(8-16)	Jacksonville (12/06/2023)
	.500	(6-12)	Maine (12/18/2023)
<b>REBOUNDS</b>	22		at Texas (01/17/2024)
	28		Bethune-Cookman (12/29/2023)
<b>ASSISTS</b>	6		Bethune-Cookman (12/29/2023)
	6		Cal St. Fullerton (11/16/2023)
<b>STEALS</b>	3		BYU (01/13/2024)
	3		vs South Dakota St. (N) (11/19/2023)
<b>BLOCKED SHOTS</b>	0		Jacksonville (12/06/2023)
	1		at Texas (01/17/2024)
	1		Cal St. Fullerton (11/16/2023)
<b>TURNOVERS</b>	8		at Houston (01/20/2024)
	9		Maine (12/18/2023)
<b>FOULS</b>	12		at Kansas St. (01/06/2024)
	13		at Texas (01/17/2024)



## UCF PLAYER GAME HIGHS

<b>POINTS</b>	34		Jaylin Sellers vs Stetson (11/26/2023)
	25		Darius Johnson vs Ole Miss (12/10/2023)
	25		Darius Johnson vs Charlotte (N) (11/20/2023)
	24		Jaylin Sellers at Texas (01/17/2024)
	23		Jaylin Sellers vs FIU (11/06/2023)
<b>FIELD GOALS MADE</b>	12		Jaylin Sellers vs Stetson (11/26/2023)
	9		Darius Johnson vs Ole Miss (12/10/2023)
	9		Jaylin Sellers at Miami (FL) (11/10/2023)
<b>FIELD GOAL ATTEMPTS</b>	21		Jaylin Sellers at Miami (FL) (11/10/2023)
	20		Darius Johnson vs Charlotte (N) (11/20/2023)
<b>FIELD GOAL PERCENTAGE (min 5 made)</b>	.833	(5-6)	Omar Payne at Texas (01/17/2024)
	.833	(5-6)	Darius Johnson vs Maine (12/18/2023)
<b>3 PT FG MADE</b>	4		Jaylin Sellers vs Kansas (01/10/2024)
	4		Darius Johnson vs Maine (12/18/2023)
	4		Marchelus Avery vs South Dakota St. (N) (11/19/2023)
<b>3 PT FG ATTEMPTS</b>	9		Marchelus Avery vs South Dakota St. (N) (11/19/2023)
	8		Jaylin Sellers vs Jacksonville (12/06/2023)
	8		Jaylin Sellers vs Lipscomb (12/02/2023)
	8		Darius Johnson vs FIU (11/06/2023)
<b>3 PT FG PERCENTAGE (min 2 made)</b>	1.000	(4-4)	Darius Johnson vs Maine (12/18/2023)
	1.000	(3-3)	Nils Machowski at Miami (FL) (11/10/2023)
	1.000	(2-2)	Antwann Jones vs Bethune-Cookman (12/29/2023)
<b>FREE THROWS MADE</b>	10		Darius Johnson vs Charlotte (N) (11/20/2023)
	8		Marchelus Avery at Houston (01/20/2024)
	8		Jaylin Sellers at Texas (01/17/2024)
	8		Jaylin Sellers vs Bethune-Cookman (12/29/2023)
	8		Jaylin Sellers vs South Dakota St. (N) (11/19/2023)
<b>FREE THROW ATTEMPTS</b>	12		Darius Johnson vs Charlotte (N) (11/20/2023)
	11		Jaylin Sellers vs South Dakota St. (N) (11/19/2023)
<b>FREE THROW PERCENTAGE (min 3 made)</b>	1.000	(8-8)	Marchelus Avery at Houston (01/20/2024)
	1.000	(8-8)	Jaylin Sellers at Texas (01/17/2024)
	1.000	(8-8)	Jaylin Sellers vs Bethune-Cookman (12/29/2023)
	1.000	(7-7)	Jaylin Sellers vs Stetson (11/26/2023)
	1.000	(6-6)	Darius Johnson vs Stetson (11/26/2023)
	1.000	(5-5)	Jaylin Sellers vs Florida A&M (12/21/2023)
	1.000	(4-4)	Jaylin Sellers at Houston (01/20/2024)
	1.000	(4-4)	Shemarri Allen vs Ole Miss (12/10/2023)
	1.000	(4-4)	Marchelus Avery vs South Dakota St. (N) (11/19/2023)
	1.000	(3-3)	Tyler Hendricks at Houston (01/20/2024)
	1.000	(3-3)	Jaylin Sellers vs Lipscomb (12/02/2023)
	1.000	(3-3)	Shemarri Allen vs Stetson (11/26/2023)
<b>REBOUNDS</b>	19		Ibrahima Diallo vs BYU (01/13/2024)
	14		Ibrahima Diallo vs Charlotte (N) (11/20/2023)
<b>ASSISTS</b>	7		Shemarri Allen at Texas (01/17/2024)
	7		Darius Johnson vs Stetson (11/26/2023)
<b>STEALS</b>	5		Shemarri Allen vs BYU (01/13/2024)
	5		Darius Johnson vs Ole Miss (12/10/2023)
<b>BLOCKED SHOTS</b>	5		Ibrahima Diallo vs Cal St. Fullerton (11/16/2023)
	4		Ibrahima Diallo vs Maine (12/18/2023)
<b>TURNOVERS</b>	7		Darius Johnson vs Kansas (01/10/2024)
	6		Darius Johnson vs FIU (11/06/2023)



**OPPONENT PLAYER GAME HIGHS**

<b>POINTS</b>	26		Jalen Blackmon vs Stetson (11/26/2023)
	25		Tylor Perry at Kansas St. (01/06/2024)
	23		Wooga Poplar at Miami (FL) (11/10/2023)
	22		Derrin Boyd vs Lipscomb (12/02/2023)
	21		Lu'cye Patterson vs Charlotte (N) (11/20/2023)
	21		Charlie Easley vs South Dakota St. (N) (11/19/2023)
<b>FIELD GOALS MADE</b>	8		Ithiel Horton at Texas (01/17/2024)
	8		Lu'cye Patterson vs Charlotte (N) (11/20/2023)
	8		Charlie Easley vs South Dakota St. (N) (11/19/2023)
<b>FIELD GOAL ATTEMPTS</b>	19		Dhashon Dyson vs Bethune-Cookman (12/29/2023)
	14		LJ Cryer at Houston (01/20/2024)
	14		Ithiel Horton at Texas (01/17/2024)
	14		Igor Milicic Jr. vs Charlotte (N) (11/20/2023)
	14		Lu'cye Patterson vs Charlotte (N) (11/20/2023)
<b>FIELD GOAL PERCENTAGE (min 5 made)</b>	1.000	(5-5)	Shannon Grant vs Florida A&M (12/21/2023)
	1.000	(5-5)	Vincent Lee vs Cal St. Fullerton (11/16/2023)
<b>3 PT FG MADE</b>	6		Tylor Perry at Kansas St. (01/06/2024)
	6		Jalen Blackmon vs Stetson (11/26/2023)
<b>3 PT FG ATTEMPTS</b>	11		Max Abmas at Texas (01/17/2024)
	11		Tylor Perry at Kansas St. (01/06/2024)
<b>3 PT FG PERCENTAGE (min 2 made)</b>	1.000	(5-5)	Wooga Poplar at Miami (FL) (11/10/2023)
	1.000	(3-3)	Luke Appel vs South Dakota St. (N) (11/19/2023)
	1.000	(3-3)	Javaunte Hawkins vs FIU (11/06/2023)
<b>FREE THROWS MADE</b>	9		TJ Caldwell vs Ole Miss (12/10/2023)
	8		Jakobi Heady vs Bethune-Cookman (12/29/2023)
	8		Stephan Swenson vs Stetson (11/26/2023)
<b>FREE THROW ATTEMPTS</b>	11		TJ Caldwell vs Ole Miss (12/10/2023)
	9		Arthur Kaluma at Kansas St. (01/06/2024)
	9		Moussa Cisse vs Ole Miss (12/10/2023)
	9		Max Jones vs Cal St. Fullerton (11/16/2023)
	9		Norchad Omier at Miami (FL) (11/10/2023)
<b>FREE THROW PERCENTAGE (min 3 made)</b>	1.000	(8-8)	Jakobi Heady vs Bethune-Cookman (12/29/2023)
	1.000	(8-8)	Stephan Swenson vs Stetson (11/26/2023)
	1.000	(6-6)	Jalen Blackmon vs Stetson (11/26/2023)
	1.000	(6-6)	Wooga Poplar at Miami (FL) (11/10/2023)
	1.000	(5-5)	Tylor Perry at Kansas St. (01/06/2024)
	1.000	(4-4)	Richie Saunders vs BYU (01/13/2024)
	1.000	(4-4)	Grayson Carper vs Cal St. Fullerton (11/16/2023)
	1.000	(4-4)	Dashon Gittens vs FIU (11/06/2023)
	1.000	(4-4)	George Pridgett Jr. vs FIU (11/06/2023)
1.000	(3-3)	Derrick Carter-Hollinger Jr. vs Bethune-Cookman (12/29/2023)	
<b>REBOUNDS</b>	14		David N'Guessan at Kansas St. (01/06/2024)
	12		Norchad Omier at Miami (FL) (11/10/2023)
<b>ASSISTS</b>	9		Stephan Swenson vs Stetson (11/26/2023)
	8		Dajuan Harris Jr. vs Kansas (01/10/2024)
	8		Roderick Coffee III vs Florida A&M (12/21/2023)
<b>STEALS</b>	5		Allen Flanigan vs Ole Miss (12/10/2023)
	5		Bensley Joseph at Miami (FL) (11/10/2023)
<b>BLOCKED SHOTS</b>	4		Moussa Cisse vs Ole Miss (12/10/2023)
	4		Bensley Joseph at Miami (FL) (11/10/2023)
<b>TURNOVERS</b>	8		K'jei Parker vs Florida A&M (12/21/2023)
	8		Zeke Mayo vs South Dakota St. (N) (11/19/2023)

NUMERICAL ROSTER						
No.	Name	Pos.	Ht.	Wt.	Yr.	Hometown / High School (Previous Schools)
0	Charlie May	G	6-5	183	R-Fr.	Boca Raton, Fla. / St. Andrews School
1	Antwann Jones	G	6-6	215	5th	Orlando, Fla. / Oak Ridge (Louisiana/Creighton/Memphis)
2	Shemarri Allen	G	6-4	190	5th	Arden, N.C. / T.C. Roberson (UMKC/Cowley CC)
3	Darius Johnson	G	6-1	200	Jr.	Boyd's, Md. / Episcopal [Va.]
4	Comeh Emuobor	G	6-5	205	Fr.	Raleigh, N.C. / Brewster Academy
5	Omar Payne	F	6-10	228	5th	Kissimmee, Fla. / Montverde Academy (Jacksonville/Illinois/Florida)
10	Mintautas Mockus	G/F	6-7	191	Fr.	Klaipeda, Lithuania / Klaipeda Vetrunges Gymnasium
11	Ibrahima Diallo	F	7-0	246	5th	Saly, Senegal / Prolific Prep [Calif.] (San Jose State/Ohio State)
12	DeMarr Langford Jr.	G	6-5	230	Sr.	Worcester, Mass. / Brewster Academy (Boston College)
13	Marchelus Avery	F	6-7	210	Sr.	Richmond, Va./Central Pointe (New Mexico State/NW Florida State)
14	Michael Kalina	G	6-1	174	R-Fr.	Boca Raton, Fla. / North Broward Prep
15	Tyler Hendricks	G	6-6	190	R-Fr.	Fort Lauderdale, Fla. / Calvary Christian Academy
20	Poohpha Warakulnukroh	G	5-11	177	R-So.	Bangkok, Thailand / Montverde Academy
21	C.J. Walker	F	6-8	215	5th	Sanford, Fla. / Oak Ridge (Oregon)
22	Nils Machowski	G	6-3	180	Fr.	Berlin, Germany / Paul-Natorp Gymnasium
24	Jaylin Sellers	G	6-4	196	Jr.	Columbus, Ga. / Carver Montgomery (Ball State)
31	Thierno Sylla	F	6-11	216	So.	Conakry, Guinea / Royal Crown Academic School

BREAKDOWN BY CLASS	
<b>5th Year</b>	Shemarri Allen (G) Ibrahima Diallo (F) Antwann Jones (G) Omar Payne (F) C.J. Walker (F)
<b>Sophomore</b>	Thierno Sylla (F) Poohpha Warakulnukroh (G) ^
<b>Freshman</b>	Comeh Emuobor (G) Tyler Hendricks (G) ^
<b>Senior</b>	Marchelus Avery (F) DeMarr Langford Jr. (G)
<b>Junior</b>	Darius Johnson (G) Jaylin Sellers (G)
	Michael Kalina (G) ^ Nils Machowski (G) Charlie May (G) ^ Mintautas Mockus (G/F)
	* - Have utilized a redshirt

ALPHABETICAL ROSTER						
No.	Name	Pos.	Ht.	Wt.	Yr.	Hometown / High School (Previous Schools)
2	Shemarri Allen	G	6-4	190	5th	Arden, N.C. / T.C. Roberson (UMKC/Cowley CC)
13	Marchelus Avery	F	6-7	210	Sr.	Richmond, Va./Central Pointe (New Mexico State/NW Florida State)
11	Ibrahima Diallo	F	7-0	246	5th	Saly, Senegal / Prolific Prep [Calif.] (San Jose State/Ohio State)
4	Comeh Emuobor	G	6-5	205	Fr.	Raleigh, N.C. / Brewster Academy
15	Tyler Hendricks	G	6-6	190	R-Fr.	Fort Lauderdale, Fla. / Calvary Christian Academy
1	Antwann Jones	G	6-6	215	5th	Orlando, Fla. / Oak Ridge (Louisiana/Creighton/Memphis)
3	Darius Johnson	G	6-1	200	Jr.	Boyd's, Md. / Episcopal [Va.]
14	Michael Kalina	G	6-1	174	R-Fr.	Boca Raton, Fla. / North Broward Prep
12	DeMarr Langford Jr.	G	6-5	230	Sr.	Worcester, Mass. / Brewster Academy (Boston College)
22	Nils Machowski	G	6-3	180	Fr.	Berlin, Germany / Paul-Natorp Gymnasium
0	Charlie May	G	6-5	183	R-Fr.	Boca Raton, Fla. / St. Andrews School
10	Mintautas Mockus	G/F	6-7	191	Fr.	Klaipeda, Lithuania / Klaipeda Vetrunges Gymnasium
5	Omar Payne	F	6-10	228	5th	Kissimmee, Fla. / Montverde Academy (Jacksonville/Illinois/Florida)
24	Jaylin Sellers	G	6-4	196	Jr.	Columbus, Ga. / Carver Montgomery (Ball State)
31	Thierno Sylla	F	6-11	216	So.	Conakry, Guinea / Royal Crown Academic School
21	C.J. Walker	F	6-8	215	5th	Sanford, Fla. / Oak Ridge (Oregon)
20	Poohpha Warakulnukroh	G	5-11	177	R-So.	Bangkok, Thailand / Montverde Academy

BREAKDOWN BY LOCATION	
<b>Florida</b>	5
C.J. Walker (Sanford)	
Michael Kalina (Boca Raton)	
Tyler Hendricks (Fort Lauderdale)	
Charlie May (Boca Raton)	
Antwann Jones (Orlando)	
Omar Payne (Kissimmee)	
<b>North Carolina</b>	2
Shemarri Allen (Arden)	
Comeh Emuobor (Raleigh)	
<b>Georgia</b>	1
Jaylin Sellers (Columbus)	
<b>Maryland</b>	1
Darius Johnson (Boyd's)	
<b>Massachusetts</b>	1
DeMarr Langford Jr. (Worcester)	
<b>Virginia</b>	1
Marchelus Avery (Richmond)	
<b>International Knights</b>	
<b>Germany</b>	1
Nils Machowski (Berlin)	
<b>Guinea</b>	1
Thierno Sylla (Conakry)	
<b>Lithuania</b>	1
Mintautas Mockus (Klaipeda)	
<b>Senegal</b>	1
Ibrahima Diallo (Saly)	
<b>Thailand</b>	1
Poohpha Warakulnukroh (Bangkok)	

**COACHING STAFF**

**Head Coach:** Johnny Dawkins (Duke, 1986) - Eighth Season  
**Assistant Coach:** Kevin Norris (Miami, 1998) - Eighth Season  
**Assistant Coach:** Robbie Laing (Troy, 1982) - Eighth Season  
**Assistant Coach:** Mamadou N'Diaye (Auburn, 2000) - Third Season  
**Assistant Coach/Recruiting Coordinator:** Tyson Waterman (Winthrop, 2000) - First Season  
**Assistant Coach:** Ben Witherspoon (Embry-Riddle, 2006) - Second Season  
**Director of Player Development:** Kelvin Johnson (Richmond, 1985) - Seventh Season  
**Director of Operations:** Jaycob Ammerman (Flagler, 2013) - Eighth Season  
**Assistant Director of Operations:** Morgan Leonard (UCF, 2018) - Fifth Season  
**Athletic Trainer:** Raymond Chiu (Texas, 2015) - Fifth Season  
**Head Strength Coach:** Charles Stephenson (Virginia, 1989) - Third Season  
**Assoc. Director of Equipment:** John Whitford (Manchester, 1995) - 21st Season

PRONUNCIATION GUIDE				
#	Player Name	First Name	Last Name	Notes
4	Comeh Emuobor	Comb-AY	Eh-mo-bor	--
5	Omar Payne	--	Pain	--
10	Mintautas Mockus	Min-toe-tuss	Motz-kuss	--
11	Ibrahima Diallo	EE-bruh-heem-uh	--	--
13	Marchelus Avery	Mar-chell-us	--	--
14	Michael Kalina	--	Kuh-leen-uh	--
20	Poohpha Warakulnukroh	Pooh-pa	War-uh-COOL-nuh-crow	--
22	Nils Machowski	Kneels	Mah-hov-ski	--
31	Thierno Sylla	Tee-air-no	Sill-uh	--
AC	Robbie Laing	--	Lang	Hard A
AC	Mamadou N'Diaye	Mom-uh-doo	N-jai	Rhymes with try and dry
DOBO	Jaycob Ammerman	Jacob	Am-err-man	Like hammer, but without "H"
AT	Raymond Chiu	--	Chew	--

BREAKDOWN BY HEIGHT	
Ibrahima Diallo	7'0"
Thierno Sylla	6'11"
Omar Payne	6'10"
C.J. Walker	6'8"
Marchelus Avery	6'7"
Mintautas Mockus	6'7"
Tyler Hendricks	6'6"
Antwann Jones	6'6"
Comeh Emuobor	6'5"
DeMarr Langford Jr.	6'5"
Charlie May	6'5"
Shemarri Allen	6'4"
Jaylin Sellers	6'4"
Nils Machowski	6'3"
Darius Johnson	6'1"
Michael Kalina	6'1"
Poohpha Warakulnukroh	5'11"

**TV ROSTER**



**#0 - Charlie May**  
G • R-Fr. • 6-5  
Boca Raton, Fla.



**#1 - Antwann Jones**  
G • 5th • 6-6  
Orlando, Fla.



**#2 - Shemarri Allen**  
G • 5th • 6-4  
Arden, N.C.



**#3 - Darius Johnson**  
G • Jr. • 6-1  
Boysd, Md.



**#4 - Comeh Emuobor**  
G • Fr. • 6-5  
Raleigh, N.C.




**#5 - Omar Payne**  
F • 5th • 6-10  
Kissimmee, Fla.



**#10 - Mintautas Mockus**  
G/F • Fr. • 6-7  
Klaipeda, Lithuania



**#11 - Ibrahima Diallo**  
F • 5th • 7-0  
Saly, Senegal



**#12 - DeMarr Langford Jr.**  
G • Sr. • 6-5  
Worcester, Mass.



**#13 - Marchelus Avery**  
F • Sr. • 6-7  
Richmond, Va.



**#14 - Michael Kalina**  
G • R-Fr. • 6-1  
Boca Raton, Fla.



**#15 - Tyler Hendricks**  
G • R-Fr. • 6-6  
Fort Lauderdale, Fla.




**#20 - Poohpha Warakulnukroh**  
G • R-So. • 5-11  
Bangkok, Thailand



**#21 - C.J. Walker**  
F • 5th. • 6-8  
Sanford, Fla.



**#22 - Nils Machowski**  
G • Fr. • 6-3  
Berlin, Germany



**#24 - Jaylin Sellers**  
G • Jr. • 6-4  
Columbus, Ga.



**#31 - Thierno Sylla**  
F • So. • 6-11  
Conakry, Guinea

**Coaching Staff**



**Johnny Dawkins**  
Head Coach  
Eighth Season



**Kevin Norris**  
Assistant Coach  
Eighth Season



**Robbie Laing**  
Assistant Coach  
Eighth Season



**Mamadou N'Diaye**  
Assistant Coach  
Third Season



**Tyson Waterman**  
Assistant Coach/  
Recruiting Coordinator  
First Season



**Ben Witherspoon**  
Assistant Coach  
Second Season