

UNIVERSITY OF HOUSTON BASKETBALL

ATHLETIC COMMUNICATIONS: 3204 Cullen Blvd. • Suite 2008 • Houston, TX • 77204 • Contact: Jeff Conrad (jconrad@central.uh.edu) O: (713) 743-9410 | C: (713) 557-3841 • UHCougars.com

#5/5 HOUSTON COUGARS (15-2 • 2-2 Big 12)

Oct. 28	UNC PEMBROKE (Exhib.)	Big 12 Now/ESPN+	W, 86-47
Nov. 6	ULM	Big 12 Now/ESPN+	W, 84-31
Nov. 11	TBASM-CORPUSCHRISTI	Big 12 Now/ESPN+	W, 82-50
Nov. 13	STETSON	Big 12 Now/ESPN+	W, 79-48
Shriners Children's Charleston Classic (TD Arena • Charleston, S.C.)			
Nov. 16	vs. Towson	ESPN2	W, 65-49
Nov. 17	vs. Utah	ESPN2	W, 76-66
Nov. 19	vs. Dayton	ESPN	W, 69-55
Nov. 24	MONTANA	Big 12 Now/ESPN+	W, 79-44

BIG EAST-Big 12 Battle

Dec. 1	at Xavier	FS1	W, 66-60
Dec. 6	RICE	Big 12 Now/ESPN+	W, 75-39
Dec. 9	JACKSON STATE	Big 12 Now/ESPN+	W, 89-55

The Halal Guys Showcase (Toyota Center • Houston)

Dec. 16	vs. #rv/rv Texas A&M	ESPN2	W, 70-66
Dec. 21	TEXAS STATE	Big 12 Now/ESPN+	W, 72-37
Dec. 30	PENN	Big 12 Now/ESPN+	W, 81-42

Jan. 6	* WEST VIRGINIA	Big 12 Now/ESPN+	W, 89-55
Jan. 9	* at rv/rv Iowa State	ESPN2	L, 53-57
Jan. 13	* at rv/rv TCU	ESPN	L, 67-68
Jan. 17	* 25/25 TEXAS TECH	ESPNU	W, 77-54
Jan. 20	* UCF (DH)	Big 12 Now/ESPN+	1 p.m.
Jan. 23	* at #20/19 BYU	Big 12 Now/ESPN+	8 p.m.
Jan. 27	* KANSAS STATE	ESPN/2	11 a.m.
Jan. 29	* at #rv/rv Texas	ESPN	8 p.m.

Feb. 3	* at #3/4 Kansas	ESPN	3 p.m.
Feb. 6	* OKLAHOMA STATE	ESPN/2	6 p.m.
Feb. 10	* at Cincinnati	ESPN/2	3 p.m.
Feb. 17	* #rv/rv TEXAS	CBS	Noon
Feb. 19	* #24/20 IOWA STATE	ESPNU	6 p.m.
Feb. 24	* at #9/9 Baylor	CBS	11 a.m.
Feb. 27	* CINCINNATI	ESPN2/U	6 p.m.

March 2	* at #15/16 Oklahoma	ESPN2	7 p.m.
March 6	* at UCF	Big 12 Now/ESPN+	6 p.m.

Senior Day

March 9	* #3/4 KANSAS	ESPN	3 p.m.
---------	---------------	------	--------

Phillips 66 Big 12 Championship (T-Mobile Center • Kansas City, Mo.)

March 12-16	vs. TBA	TBA	TBA
-------------	---------	-----	-----

NCAA Tournament First/Second Rounds

March 21-24	vs. TBA	TBA	TBA
-------------	---------	-----	-----

NCAA Tournament Regionals

March 28-31	vs. TBA	TBA	TBA
-------------	---------	-----	-----

NCAA Tournament Final Four (State Farm Stadium • Phoenix)

April 6	vs. TBA	TBA	TBA
---------	---------	-----	-----

NCAA Tournament National Championship (State Farm Stadium • Phoenix)

April 6	vs. TBA	TBA	TBA
---------	---------	-----	-----

Home Games played in Fertitta Center and listed in **BOLD CAPS**. All times are Central and subject to change. Rankings listed as Associated Press/USA TODAY Sports Coaches'. All games can be heard on **950 AM KPRC** & **Varsity Network** app.

UCF KNIGHTS (11-5 • 2-2 Big 12)

at #5/5 HOUSTON COUGARS (15-2 • 2-2 Big 12)

1 p.m. • Saturday, Jan. 20, 2024
Fertitta Center (7,035) • Houston
Big 12 Now on ESPN+
950 AM KPRC • Varsity Network app



#5/5 HOUSTON CONTINUES HOMESTAND vs BIG 12 RIVAL UCF on SATURDAY

- Winner of its last 15 home games inside Fertitta Center, #5/5 Houston continues its brief homestand when it meets UCF at 1 p.m., Saturday, inside Fertitta Center in Big 12 play.
- Saturday's game will be part of a busy day in Fertitta Center as Houston Women's Basketball meets league-foe Oklahoma at 6 p.m.
- The Cougars enter this weekend's contest following an impressive 77-54 win over #25/25 Texas Tech inside Fertitta Center on Wednesday night. Senior point guard **Jamal Shead** did it all for the Cougars, scoring a career-high 29 points on 12-of-16 shooting with two 3-pointers, four rebounds, a game-high 10 assists, two steals and only two turnovers in nearly 34 minutes.

HEADLINES and STORYLINES

- Saturday marks the 56th anniversary of the *Game of the Century* between #2 Houston and #1 UCLA inside the Houston Astrodome.
- With 15 straight home wins, Houston is tied for the nation's fourth-longest home winning streak. Only Virginia (20), Cleveland State (17) and North Texas (16) have longer current streak.
- Houston owns the nation's longest active streak with 75 consecutive weeks in the Associated Press Top 25. The Cougars claimed the top spot after Gonzaga fell out of Monday's poll.
- The Cougars are tied for fourth in the nation with four Quad 1 victories in the NCAA NET rankings through games of Jan. 17. Only Purdue (6), UConn (5) and Arizona (5) have more Quad 1 wins in 2023-24.

- Senior point guard **Jamal Shead** is one of only four student-athletes to be ranked among the nation's Top-30 individual leaders in assists per game (6.2, 3rd) and steals per game (2.24, 29th) through games of Jan. 18. He is joined by UNC Greensboro's Kobe Langley, Iowa State's Tamin Lipsey and Virginia's Reece Beekman.
- Senior forward Jamal Roberts and senior point guard Jamal Shead each competed in the 100th wins of their Houston careers earlier this season. Roberts reached that milestone in the Jan. 17 win over #25/25 Texas Tech while Shead hit his total in Houston's Dec. 21 win against Texas State inside Fertitta Center. They became only the fourth and fifth Cougars in school history to reach triple digits.
- With a floater in the lane midway through the second half of the Jan. 9 loss at rv/rv Iowa State, senior point guard **Jamal Shead** joined Cryer and senior guard **Damian Dunn** in the 1,000-Point Club during their careers. Shead became the 51st Cougar to reach that total and the first since consensus All-American guard **Marcus Sasser** during the 2022-23 season. Shead now has 1,045 points.
- Since 2017-18, Houston ranks as the nation's second-winningest team with a 191-36 record (through Jan. 17 games). Only Gonzaga with a 197-27 record stands higher. The Cougars have the nation's highest win totals over the last 2+ (80) and 3+ seasons (108).

- **Head Coach Kelvin Sampson** is in his 10th season at the head of the Cougar bench. Sampson ranks second in school history with 247 wins and is the program's career leader with a .765 winning percentage as a Cougar.

SETTING the SCENE

Television: **Big 12 Now on ESPN+**
Pete Sousa (XP)
Adrian Branch (analyst)

Radio: **950 AM KPRC / Varsity Network app**
Jeremy Branham (XP)
Elvin Hayes (analyst)
Pregame show begins at 12:45 p.m.

Series vs. UCF: Houston leads 22-21
First regular-season meeting in 2023-24
Addition Financial Arena • Orlando (March 6)
19th straight season schools will play
Houston won last seven; 11 of last 12
Houston won last 82-71
Addition Financial Arena
Orlando (Jan. 25, 2023)
Houston leads 12-5 in Houston
Houston won last four; six of last seven
in Houston
Houston won last in Houston, 71-65
Fertitta Center (Dec. 31, 2022)
Houston leads 4-1 in Fertitta Center
Houston won last four in Fertitta Center
Houston won last in Houston, 71-65
Fertitta Center (Dec. 31, 2022)

Houston Head Coach: Kelvin Sampson
(UNC Pembroke '78)
Career Record: 747-346 (35th year)
Houston Record: 247-76 (10th year)

vs. UCF: 13-4
(13-4 with Houston)
vs. Johnny Dawkins: 11-2
(11-2 with UCF)

UCF Head Coach: Johnny Dawkins
(Duke '86)
Career Record: 298-207 (16th yr.)
UCF Record: 142-92 (8th yr.)
vs. Houston: 3-11
2-11 with UCF; 1-0 with Stanford)
vs. Kelvin Sampson: 2-11
(2-11 with UCF)

Up Next * at #20/19 BYU
8 p.m. (CST) • Tuesday, Jan. 23
Marriott Center • Provo, Utah
Big 12 Now on ESPN+
950 AM KPRC | Varsity Network app

X f @UHCougarMBK
#ForTheCity
#GoCoogs

THE KELVIN SAMPSON RADIO SHOW

J Bar M Barbecue • 2201 Leeland St.
7 p.m. • Throughout Big 12 season

Head Coach Kelvin Sampson holds his weekly radio show inside J Bar M Barbecue (2201 Leeland St., Houston, 77003).

Hosted by Jeremy Branham, the show airs from 7 to 8 p.m., during the Big 12 Conference season.

Each week, Coach Sampson and Jeremy discuss the latest news about Houston Basketball, the Big 12 Conference, the NCAA and more. Student-athlete and coaching and support staff guests



Tue., Jan. 2	Mon., Feb. 12	join Coach and Jeremy on shows.
Wed., Jan. 10	Tue., Feb. 20	Fans can tune in to 950 AM KPRC or listen via the Varsity Network app.
Mon., Jan. 15	Feb. 28	Fans can participate by tweeting questions to @UHCougarMBK.
Wed., Jan. 24	Mon., March 4	
Tue., Jan. 30	Mon., March 11	
Wed., Feb. 7	Mon., March 18	

HOUSTON COUGARS at a GLANCE (starters based on last game)

PROBABLE STARTERS	Pos.	Ht.	Wt.	Cl.-Exp.	Hometown	G-GS	PPG	RPG	Other
1 Jamal Shead	G	6-1	200	*Sr.-3L	Manor, Texas	17-17	11.2	3.8	6.2apg
4 L.J. Cryer	G	6-1	200	*Sr.-TR	Katy, Texas	17-17	15.2	2.7	2.9 3FG/g
21 Emanuel Sharp	G	6-3	205	r-Sr.-1L	Tampa, Fla.	17-13	13.1	3.6	36.9 3FG%
13 J'Wan Roberts	F	6-7	235	*r-Sr.-3L	St. Thomas, U.S. Virgin Islands	16-16	8.6	7.3	2.8 orgp
5 Ja'vier Francis	F	6-8	240	Jr.-2L	New Orleans, La.	17-17	6.2	5.4	1.6 bpg
RESERVES	Pos.	Ht.	Wt.	Cl.-Exp.	Hometown	G-GS	PPG	RPG	Other
25 Joseph Tugler	F	6-7	230	Fr.-HS	Houston, Texas	17-1	3.9	4.2	1.1 bpg
11 Damian Dunn	G	6-5	205	*r-Sr.-TR	Kinston, N.C.	17-4	8.0	2.5	1.0 spg
3 Ramon Walker Jr.	G	6-4	210	Jr.-2L	Pearland, Texas	15-0	2.3	3.5	1.5 orgp
8 Mylik Wilson	G	6-2	175	*r-Sr.-RS	Rayville, La.	16-0	3.4	2.3	0.9 spg
2 Cedric Lath	G	6-9	265	r-Fr.-RS	Abidjan, Ivory Coast	12-0	0.3	0.5	0.5 orgp
20 Ryan Elvin	G	6-1	170	*Sr.-SQ	Round Rock, Texas	11-0	0.5	0.2	0.2 apg
23 Terrance Arceneaux	G	6-5	205	So.-1L	Beaumont, Texas	11-0	5.5	4.5	0.9 spg
12 Jacob McFarland	C	6-10	210	Fr.-HS	Moreno Valley, Calif.	Has not played	-	-	- Expected to redshirt
15 Kordelius Jefferson	G	6-1	200	Fr.-HS	Arlington, Texas	Has not played	-	-	- Expected to redshirt

* - eligible for extra COVID year following senior season

QUICK FACTS

GENERAL INFORMATION

Location:	Houston, Texas
Founded:	1927
Enrollment:	46,700
Nickname:	Cougars
Colors:	Scarlet (PMS 186) and White
Arena (capacity):	Fertitta Center (7,035)
Court Name:	Penick Court
Affiliation:	NCAA Division I
Conference:	Big 12
President/Chancellor:	Dr. Renu Khator
Vice President for Athletics:	Chris Pezman
NCAA Faculty Representative:	Dr. Catherine Horn
Department of Athletics Phone:	(713) 743-9969
Athletics Ticket Office Phone:	(713) Go-Coogs (462-6647)

COACHING STAFF

Head Coach:	Kelvin Sampson (UNC Pembroke '78)
Record at Houston:	247-76 (10th yr.)
Career Record:	747-346 (35th yr.)
Assistant Coaches:	Kellen Sampson, Quannas White, K.C. Beard

SUPPORT STAFF

Special Assistant to the Head Coach:	Hollis Price
Director of Operations & Basketball Strategy:	Bobby Champagne
Director of Operations:	Lauren Sampson
Director of Player Development:	Anthony Goldwire
Video Coordinator:	Matthew McDonald
Associate AD for Sports Medicine:	John Houston
Director of Sports Performance:	Alan Bishop
Director of Program Strategy & Player Relations:	Bilal Batley
Associate Director of Operations:	Daniel Hixon
Assistant Director of Sports Performance:	Bryan Clarke
Internal Operations:	Kellen Hutchinson, Miles Lester
Student Managers:	Jonathan Loredo, Matthew Criswell, Carson Calhoun, Blaise Dupre, Ben Still, Ciarra Merchant, Cameron Simmons, Daniela Perdomo, Trey Hill, Jesiah James, Edward Johnson, Henry Kolassa, Kendal White

TEAM INFORMATION

2022-23 Record:	33-4
2022-23 American Finish:	17-1 (Champions)
2022-23 American Championship Finish:	2-1 (Finalist)
Starters Returning/Lost:	2/3
Lettermen Returning/Lost:	6/4
Newcomers:	4
Returning Scoring:	46.3% (1,283 of 2,770 pts.)
Returning Rebounding:	56.8% (819 of 1,441 rebs.)
Returning Assists:	53.1% (289 of 544 asts.)

FERTITTA CENTER

Capacity:	7,035
Record:	86-6 (.935)
Current Streak:	Win, 15 games (since Jan. 28, 2023)
First Game:	W, 65-61, vs. #18/21 Oregon (Dec. 1, 2018)
Attendance:	568,772 (6,183 avg.)
Renovation Cost:	\$60 million
Architects:	PG&A and AECOM
Project Manager:	Turner Construction

HISTORY

First Season:	1946
All-Time Record:	1,418-879 (.617)
NCAA Tournament Appearances / Last:	24 / 2023
Postseason Record:	43-42 (.506)
National Championship Appearances:	2 (1984, 1983)
Final Four Appearances:	6 (2021, 1984, 1983, 1982, 1968, 1967)
Elite Eight Appearances:	7 (2022, 2021, 1984, 1983, 1982, 1968, 1967)
Sweet 16 Appearances:	15 (2023, 2022, 2021, 2019, 1983, 1983, 1982, 1971, 1970, 1968, 1967, 1966, 1965, 1961, 1956)
Last NCAA Appearance:	2023 NCAA Tournament (lost to #16/15 (5) Miami (Fla.), Sweet 16, 89-75 (March 24, 2023))
Conference Regular-Season Championships / Last:	11 (2022-23)
Conference Tournament Championships / Last:	8 (2022)
NIT Appearances:	11 (2017, 2016, 2006, 2005, 2002, 1993, 1991, 1988, 1985, 1977, 1962)
Last NIT Appearance:	2017 (lost to Akron, First Round)

ATHLETIC COMMUNICATIONS

Assistant AD / Primary Basketball Contact:	Jeff Conrad
Office / Cell Phone:	(713) 743-9410 / (713) 557-3841
Email:	jaconrad@central.uh.edu

2023-24 HOUSTON COUGARS

No.	Name	Pos.	Ht.	Wt.	Cl.-Exp.	Hometown-High School (Last School)
1	Jamal Shead	G	6-1	200	* Sr.-3L	Manor, Texas-Manor
2	Cedric Lath	C	6-9	265	r-Fr.-RS	Abidjan, Ivory Coast-Balboa School [San Diego, Calif.]
3	Ramon Walker Jr.	G	6-4	210	Jr.-2L	Pearland, Texas-Shadow Creek
4	L.J. Cryer	G	6-1	200	* Sr.-TR	Katy, Texas-Morton Ranch (Baylor)
5	Ja'Vier Francis	F	6-8	240	Jr.-2L	New Orleans, La.-Montverde Academy [Fla.]
8	Mylik Wilson	G	6-2	175	* r-Sr.-RS	Rayville, La.-Rayville (Texas Tech/Louisiana)
11	Damian Dunn	G	6-5	205	* r-Sr.-TR	Kinston, N.C.-Meadowcreek [Ga.] (Temple)
12	Jacob McFarland	C	6-10	210	Fr.-HS	Moreno Valley, Calif.-Rancho Verde
13	J'Wan Roberts	F	6-7	235	* r-Sr.-3L	St. Thomas, U.S. Virgin Islands-Shoemaker [Killeen, Texas]
15	Kordelius Jefferson	G	6-1	200	Fr.-HS	Arlington, Texas-James Martin
20	Ryan Elvin	G	6-1	170	* Sr.-SQ	Round Rock, Texas-Cedar Ridge
21	Emanuel Sharp	G	6-3	205	r-So.-1L	Tampa, Fla.-Bishop McLaughlin Catholic School
23	Terrance Arceneaux	G	6-5	205	So.-1L	Beaumont, Texas-Beaumont United
25	Joseph Tugler	F	6-7	230	Fr.-HS	Houston, Texas-Cypress Falls

* - eligible for extra year due to COVID-19 pandemic

COACHING STAFF

Head Coach:	Kelvin Sampson (UNC Pembroke '78), 10th season
Assistant Coach:	Kellen Sampson (Oklahoma '07), 10th season
Associate Head Coach:	Quannas White (Oklahoma '06), 6th season
Assistant Coach:	K.C. Beard (Boise State '08), 2nd season as asst. coach (10th season overall)

SUPPORT STAFF

Special Assistant to the Head Coach:	Hollis Price (Oklahoma '11), 10th season (overall)
Director of Operations & Basketball Strategy:	Bobby Champagne (South Alabama '90)
Director of Operations:	Lauren Sampson (Oklahoma '04)
Director of Player Development:	Anthony Goldwire (Houston '20)
Video Coordinator:	Matthew McDonald (Houston '19)
Associate AD for Sports Medicine:	John Houston (Texas Tech '91)
Director of Sports Performance:	Alan Bishop (Utah State '09)
Director of Program Strategy & Player Relations:	Bilal Batley (Oklahoma '07)
Associate Director of Operations:	Daniel Hixon (Houston '19)
Assistant Director of Sports Performance:	Bryan Clarke (Texas Southern '19)
Internal Operations:	Kellen Hutchinson (Houston '23), Miles Lester (Wake Forest '22)
Student Managers:	Jonathan Loredo, Matthew Criswell, Carson Calhoun, Blaise Dupre, Ben Still, Ciarra Merchant, Cameron Simmons, Daniela Perdomo, Trey Hill, Jesiah James, Edward Johnson, Henry Kolassa, Kendal White

PRONUNCIATION GUIDE

Names	Pronunciation
TERRANCE ARCEAUX	Tair-Ents Ar-Suh-No
Bobby CHAMPAGNE	Sham-Pain
L.J. CRYER	Cry-er
DAMIAN Dunn	Day-Me-Un Done
Ja'VIER Francis	Jay-Vee-Ur
KORDELIUS Jefferson	Kor-Dell-E-Uss
CEDRIC LATH	Said-Rick Lot
Jacob McFARLAND	Mick-Far-Land
J'WAN Roberts	Juh-Wahn
EMANUEL Sharp	E-Man-You-Ell
JAMAL SHEAD	Juh-Mall Shed
Joseph TUGLER	Tug-Lur
QUANNAS White	Kwah-Nus
MYLIK Wilson	Muh-Leek

Hometowns	Pronunciation
ABIDJAN, Ivory Coast	Ah-Buh-Jahn
BEAUMONT, Texas	Bo-Mont
MANOR, Texas	May-Nor
MORENO Valley, Calif.	More-A-No
PEARLAND, Texas	Pair-Land



HOUSTON x JORDAN BRAND

- In April 2018, the Cougars became the seventh school to be selected to join the Jordan Brand family.
- Houston is one of 11 schools to wear the Jumpman logo, joining North Carolina, Michigan, Oklahoma, Florida, Georgetown, Marquette, San Diego State, UCLA, Morehouse and Howard.
- In December 2020, Houston Women's Basketball joined the Jumpman roster.

UP NEXT

- Following Saturday's game, Houston takes on #20/19 BYU at 8 p.m (CST), Tuesday, Jan. 23, inside Marriott Center in Provo, Utah.
- That game will air on Big 12 Now on ESPN+.
- The Cougars return to Fertitta Center to play host to Kansas State at 11 a.m., Saturday, Jan. 27.
- That game can be seen on ESPN or ESPN2
- From there, the Cougars close the month of January when they meet rv/rv Texas at 8 p.m., Monday, Jan. 29, inside Moody Center in Austin, Texas.
- That game will be show on ESPN.
- All Houston Men's Basketball games can be heard on 950 AM KPRC and the Varsity Network app.



HOUSTON JOINS BIG 12

- The University of Houston Athletics Department officially entered a new era when it joined the Big 12 Conference on July 1, 2023.
- Cougars joined with BYU, Cincinnati and UCF to become part of the league... Will compete against Big 12 members Baylor, Iowa State, Kansas, Kansas State, Oklahoma State, TCU, Texas Tech and West Virginia.
- On Sept. 9, 2021, the University of Houston accepted an invitation to join the league.

TEAM COMPARISON

Category	UH	UCF
Associated Press (as of Jan. 15)	#5	---
USA TODAY Sports Coaches (as of Jan. 15)	#5	---
NET ranking (through Jan. 17)	#1	#67
KenPom (through Jan. 17)	1st (+33.41)	71st (+11.07)
Offensive Efficiency	11th (118.9)	175th (105.7)
Defensive Efficiency	1st (85.5)	17th (94.6)
ESPN BPI (through Jan. 17)	1st (21.7)	55th (7.6)
Overall Record	15-2	11-5
Big 12 Record	2-2 (t-5th)	2-2 (t-5th)
Points	74.9	74.7
Opp. Points	51.5	65.1
Scoring Margin	+23.4	+9.6
Rebounds	40.3	39.8
Opp. Rebounds	32.1	33.6
Rebounding Margin	+8.2	+6.2
Field Goal Pct.	44.6	42.6
Opp. Field Goal Pct.	35.3	40.4
3-Point Pct.	35.0	31.6
Opp. 3-Point Pct.	28.4	32.4
3-Point FG per game	7.8	7.1
Free Throw Pct.	67.2	69.3
Opp. Free Throw Pct.	62.5	72.3
Free Throws Made per Game	12.2	15.5
Personal Fouls	18.1	17.4
Assists	13.8	12.4
Turnovers	9.2	13.0
Turnovers Forced	16.9	16.2
Turnover Margin	+7.8	+3.2
Assist/Turnover Ratio	1.5	1.0
Blocked Shots	5.5	5.6
Steals	10.5	9.2

NET NOTES

- Through games of Jan. 17, Houston stood at #1 in the NET rankings released by the NCAA. UCF came in at #67 in the rankings.
- Ranking system relies on game results, strength of schedule, game location, scoring margin, net offensive and defensive efficiency and qualities of wins and losses.
- Using the quadrant system, the quality of wins and losses will be organized based on game location and the opponent's NET ranking.
- **Quadrant 1: Home** 1-30 | **Neutral** 1-50 | **Away** 1-75
- **Quadrant 2: Home** 31-75 | **Neutral** 51-100 | **Away** 76-135
- **Quadrant 3: Home** 76-160 | **Neutral** 101-200 | **Away** 135-240
- **Quadrant 4: Home** 161-353 | **Neutral** 201-353 | **Away** 241-353
- Replaced RPI as primary sorting tool for evaluating teams.
- Approved in July 2019 after consultation with Division I Men's Basketball Committee, National Association of Basketball Coaches, top basketball analytics and Google Cloud Professional Services.

MOST NCAA NET QUADRANT 1 WINS through games of Jan. 17, 2024

Table with 4 columns: Rk., No., School, Quad 1 Record. Lists schools and their Quad 1 records, with Houston at rank 4.

WITH A WIN...

- Houston moves to 16-2 overall in 2023-24. The Cougars also improve to 3-2 in the Big 12.
• The Cougars move to 1,419-879 in their history.
• Houston improves to 339-75 when competing as a ranked team.

HOUSTON in NATIONAL POLLS

- Houston stands at #5 in both the Associated Press (1,236 points) and the USA TODAY Sports Coaches (619 points) polls, as of Jan. 15.
• Houston now owns the nation's longest active streak of being ranked at 75 consecutive weeks.

KENPOM.COM TOP 20 in BOTH OFFENSIVE & DEFENSIVE EFFICIENCIES through games of Jan. 14, 2024

Table with 5 columns: School, OFF, Rk., DEF, Rk. Houston is ranked 11th in offense and 1st in defense.

KELVIN SAMPSON vs. UCF (13-4)

Houston 13-4
6-2 Home • 6-2 Road • 1-0 Neutral

Table with 4 columns: Date, Result, Opponent, Location. Lists game results for Kelvin Sampson against UCF.

KELVIN SAMPSON vs. JOHNNY DAWKINS (11-2)

Houston 11-2
5-1 Home • 5-1 Road • 1-0 Neutral

Table with 4 columns: Date, Result, Opponent, Location. Lists game results for Kelvin Sampson against Johnny Dawkins.

HOUSTON'S RECORD ...

Large table with multiple columns: Category, 2023-24 Record, Pct., Sampson Era Record, Pct. Lists various records and statistics for Houston.

WINNINGEST NCAA DIVISION I TEAMS since 2017-18
(through games of Jan. 17, 2024)

Rk.	School	Last 6+ Years	Last 5+ Years (Rk.)	Last 4+ Years (Rk.)	Last 3+ Years (Rk.)	Last 2+ Years (Rk.)	2023-24	2022-23	2021-22	2020-21	2019-20	2018-19	2017-18
1.	Gonzaga	197-27	165-22 (1)	132-18 (1)	101-16 (2)	70-15 (t5)	11-5	31-6	28-4	31-1	31-2	33-4	32-5
2.	Houston	191-36	164-28 (2)	131-24 (2)	108-16 (1)	80-12 (1)	15-2	33-4	32-6	28-4	23-8	33-4	27-8
3.	Kansas	183-46	152-38 (3)	126-28 (3)	98-25 (3)	77-16 (2)	15-2	28-8	34-6	21-9	28-3	26-10	31-8
4.	Duke	171-50	142-42 (t5)	110-36 (8)	85-30 (8)	72-19 (4)	13-3	27-9	32-7	13-11	25-6	32-6	29-8
5.	San Diego State	166-50	144-39 (4)	123-26 (4)	93-24 (t4)	70-19 (t5)	15-3	32-7	23-9	23-5	30-2	21-13	22-11
6.	Virginia	165-47	134-44 (t10)	99-41	76-34	58-27	12-5	25-8	21-14	18-7	23-7	35-3	31-3
t7.	Purdue	164-58	134-51 (t10)	108-41 (10)	92-26 (t6)	74-16 (3)	16-2	29-6	29-8	18-10	16-15	26-10	30-7
	Liberty	164-59	142-44 (t5)	113-37 (t6)	83-33	60-27	11-7	27-9	22-11	23-6	30-4	29-7	22-15
9.	Villanova	162-60	126-55	100-45	76-38	58-31	11-6	17-17	30-8	18-7	24-7	26-10	36-5
10.	Belmont	160-52	136-43 (t8)	109-37 (9)	83-30	57-26	11-7	21-11	25-8	26-4	26-7	27-6	24-9
11.	Auburn	158-59	132-51	102-41	77-35	64-21 (t10)	15-2	21-13	28-6	13-14	25-6	30-10	26-8
t12.	Baylor	157-56	138-41 (7)	118-27 (5)	92-23 (t6)	64-21 (t10)	14-3	23-11	27-7	28-2	26-4	20-14	19-15
	Tennessee	157-61	131-52	100-46	83-32	65-23 (9)	13-4	25-11	27-8	18-9	17-14	31-6	26-9
t14.	Vermont	154-49	127-41	100-34	74-27	64-22 (t10)	13-5	23-11	28-6	10-5	26-7	27-7	27-8
	Drake	154-68	137-51 (8)	113-41 (t6)	93-27 (t4)	67-22 (t7)	15-3	27-8	25-11	26-5	20-14	24-10	17-17
t16.	Michigan State	153-67	123-62	91-55	69-46	54-33	10-7	21-13	23-13	15-13	22-9	32-7	30-5
t17.	Texas Tech	151-70	124-60	93-53	75-40	57-31	14-3	16-16	27-10	18-11	18-13	31-7	27-10
	Kentucky	151-63	125-52	95-45	70-39	61-23	13-3	22-12	26-8	9-16	25-6	30-7	26-11
19.	North Carolina	150-74	124-63	95-56	81-37	53-26	14-3	20-13	29-10	18-11	14-19	29-7	26-11
t20.	UNC Greensboro	149-65	123-57	94-50	71-41	50-32	13-5	20-12	17-15	21-9	23-9	29-7	27-8
	Michigan	149-73	116-65	86-58	67-46	44-41	6-10	18-16	19-15	23-5	19-12	30-7	33-8

KELVIN SAMPSON vs. UCF

• Houston **Head Coach Kelvin Sampson** has posted a 13-4 record against UCF during his career.

• All 17 previous meetings have come during Sampson's Houston career.

• Sampson has won the last seven and 11 of the last 12 games against UCF. Only a 69-64 loss in Fertitta Center on March 2, 2019, prevents a longer streak.

• In his most recent meeting, Sampson's 2022-23 Houston team claimed an 81-72 win in Orlando on Jan. 25, 2023.

• In his first game against UCF, Sampson's 2014-15 Houston team dropped a 79-78 decision in overtime inside Hofheinz Pavilion on Jan. 6, 2015.

at Home: Sampson has posted a 6-2 record against UCF in home games during his career with all eight previous encounters coming during his Houston career.

• Sampson has won the last four and six of the last seven home meetings against UCF. Only a 69-64 loss in Fertitta Center on March 2, 2019, prevents a longer streak.

• In his most recent home meeting against UCF, Sampson's 2022-23 Houston team enjoyed a 71-65 win in Fertitta Center on Dec. 31, 2022.

• In his first home game against the Knights, Sampson's 2014-15 Houston team dropped a 79-78 decision in overtime inside Hofheinz Pavilion on Jan. 6, 2015.

in Fertitta Center:

Sampson has posted a 4-1 record against UCF inside Fertitta Center during his career.

• His teams have won the last four home meetings by an average of 14.0 points per game after falling 69-64 in the first meeting in Fertitta Center on March 2, 2019.

2023-24 HONORS

Preseason honors listed in italics

LJ CRYER

- John R. Wooden Award Midseason Top 25 Watch List
- 2023 Shriners Children's Charleston Classic Most Valuable Player
- *Wooden Award Preseason Watch List*
- *Jersey Mike's Naismith Trophy Preseason Watch List*
- *Jerry West Shooting Guard of the Year Watch List*
- *Preseason All-Big 12 Team*

J'WAN ROBERTS

- *Karl Malone Power Forward of the Year Watch List*

EMANUEL SHARP

- The Halal Guys Showcase Game Most Valuable Player

JAMAL SHEAD

- 2023 Shriners Children's Charleston Classic All-Tournament Team
- *Wooden Award Preseason Watch List*
- *Jersey Mike's Naismith Trophy Preseason Watch List*
- *Bob Cousy Point Guard of the Year Watch List*
- *Preseason All-Big 12 Honorable Mention*

• Sampson's teams have won the last four meetings against Dawkins inside the Fertitta Center.

LAST TIME vs. UCF

Houston 64, Texas Tech 53 • Addition Financial Arena • Orlando, Fla. • Wednesday, Jan. 25, 2023

• Guard **Emanuel Sharp** came off the bench to score 18 points, and #3 Houston bounced back from a loss, beating UCF, 82-71, inside Addition Financial Arena.

• Forward **Jarace Walker** added 17 points, point guard **Jamal Shead** had 14 points and 10 assists, and guard **Marcus Sasser** also scored 14 for the Cougars.

• Ithiel Horton scored 18 points and Taylor Hendricks had 17 for UCF. Hendricks' 3-point pull capped a 6-0 run that pulled the Knights within 67-62 with 7:02 remaining.

• Horton was called for a flagrant foul with 3:19 left in the game. Sharp made two free throws to extend Hous-

ton's lead to 74-64.

• Shead swished a contested 3-pointer to give the Cougars a 78-67 lead with 2:15 remaining, and Walker sank a shot from the baseline to make it 80-67 with 1:25 left, matching Houston's biggest lead of the game.

• UCF took an early 8-2 lead before Houston responded with an 11-0 run. The Cougars led 38-34 at halftime.

LAST TIME OUT

#5/5 Houston 77, #25/25 Texas Tech 54 • Fertitta Center • Houston • Wednesday, Jan. 17, 2024

by Associated Press

• Senior point guard **Jamal Shead** scored a career-high 29 points and also had 10 assists, senior forward **J'wan Roberts** added 12 points and the Cougars snapped a two-game losing streak with a 77-54 win over Texas Tech.

• Shead scored 15 first half points, shooting 6 for 9 from the field as Houston led 38-29 at the half. He finished 12 of 16 from the field and either scored or assisted on 22 of the Cougars' 33 field goals.

• The Cougars, who have now won 15 straight at home, were coming off losses at Iowa State and TCU last week. Houston shot 52% and had a 40-8 advantage in points in the paint.

• Kerwin Walton scored 18 points and Pop Isaacs added 12 points for Texas Tech, which had its nine-game winning streak snapped. The Red Raiders shot 37% and were 11-of-27 on 3-pointers.

• Trailing 12-9 with 12 minutes remaining in the first half, Houston went on a 13-0 run to open a 22-12 lead on a 3-pointer by senior guard **L.J. Cryer** with 7 1/2 minutes remaining.

• Houston opened the second half with a quick 8-0 spurt to up its lead to 46-29 on a dunk by Ja'Vier Francis with 16 minutes remaining.

WINNINGEST TEXAS NCAA DIVISION I TEAMS since 2015-16

(through games of Jan. 17, 2024)

Rk.	School	W-L	Pct.
1.	Houston	234-57	.804
2.	Baylor	206-76	.730
3.	Texas Tech	188-97	.660
4.	Stephen F. Austin	184-81	.694
5.	Sam Houston	173-108	.616
6.	Texas	172-112	.606
t7.	Texas A&M	166-109	.604
t7.	North Texas	166-112	.597
9.	TCU	164-122	.573
10.	SMU	163-96	.629
11.	Texas State	159-114	.582

2023-24 opponents in bold

CONSECUTIVE GAMES/STARTS STREAKS

Player	Consecutive Games	Consecutive Starts	Career Starts
Jamal Shead	93 (93)	77 (77)	88
J'Wan Roberts	88 (4)	29 (4)	53
Emanuel Sharp	43 (43)	10 (10)	13
LJ Cryer	38 (38)	38 (38)	51
Damian Dunn	35 (35)	22	62
Ja'vier Francis	33 (19)	17 (17)	18
Ramon Walker Jr.	33 (6)	2	2
Terrance Arceneaux	22	1	1
Joseph Tugler	17 (17)	1	1
Mylik Wilson	10 (6)	0	0
Ryan Elvin	4 (1)	0	0
Cedric Lath	4 (1)	0	0
Jacob McFarland	0	0	0
Kordelius Jefferson	0	0	0

Career highs in **bold** | () indicates current streak
[] career total, including previous schools

NEW NUMBERS

In June 2023, the NCAA made a rule change allowing for student-athletes to wear any number between 0 and 99... One Cougar will take advantage in 2023-24.

Following a late number change, senior guard **Mylik Wilson** will wear #8 this season. He will become the first Cougar to wear a number higher than five since the 1956-57 season.

According to the best UH records, during the 1956-57 season, five Cougars wore numbers with digits higher than five.

That group included: forward **Ronnie Truitt** (#36-home, #37-away); guard **Jackie Welch** (#38-home, #39-away); forward **Russell Boone** (#48-home, #49-away); forward **Jimmy Ash** (#56-home, #57-away) and center **Ray Patoprsty** (#58-home, #59-away).

Houston student-athletes wore two different jersey numbers, depending on home and road games, from the 1954-55 season through the 1985-86 season.

In that system, the Cougars' road numbers were one number higher than their home uniform.

UNIQUE COMPANY

Senior point guard **Jamal Shead** has established himself as a force at both ends of the floor in 2023-24.

Shead is one of only four student-athlete to rank among

the Top-30 national leaders in both assists per game **AND** steals per game.

Shead leads the Cougars, is third in the Big 12 and ranks 13th nationally with 6.2 assists per game.

The Manor, Texas, native ranks third in the Big 12 and 29th nationally with 2.24 steals per contest.

UNC Greensboro's Kobe Langley (6.2 apg, 14th; 2.44 spg, 11th); Iowa State's Tamin Lipsey (5.6 apg, 28th; 3.35 spg, 2nd) and Virginia's Reece Beekman (5.8 apg, 26th; 2.24 spg, 29th) join Shead

in the exclusive group.

In addition to those numbers, Shead also stands third in the league and 39th nationally with a 2.92 assist-turnover ratio.

200 DIMES

Senior point guard **Jamal Shead** is well on his way to joining the Cougars' 200-assist club in a season for the third time in his award-winning career.

Shead currently leads the Cougars and is third in the Big 12 with 6.2 assists per game.

The Manor, Texas, native dished out a team-high 200 assists during the Cougars' run to the NCAA Tournament Sweet 16 in 2022-23 and posted 221 assists as a sophomore in 2021-22.

A year ago, Shead joined Houston great **Reid Gettys** (1982-85) as the only Cougars with multiple 200-assist seasons during their careers.

Gettys posted 208 assists in 1984-85, 209 assists in 1982-83 and set a school record with 309 assists during the 1983-84 season.

TRIPLE-DIGIT ASSISTS

In addition to the 200-Assist Club, senior point guard **Jamal Shead** joined another exclusive club in 2023-24.

Shead currently leads the Cougars and is third in the Big 12 with 6.2 assists per game.

The Manor (pronounced May-Nor), Texas, native has dished out at least four assists in all but two game to date with eight games with 8+ assists.

With 200 assists in 2022-23, Shead became the 20th player in Houston history to enjoy multiple 100-assist seasons during his career.

Dishing out a game-high 10 assists (in addition to 29 points) in the Jan. 17 win over #25/25 Texas Tech in Fertitta Center, Shead became only the ninth player in school history with 3+ 100-assist seasons as a Cougar.

Guards **Derrick Daniels** (1988-92) and **Galen Robinson Jr.** (2015-19) are the only Cougars with four 100-assist seasons in their careers.

Shead joined Daniels, Robinson, **DeJon Jarreau** (2018-21), **Lanny Smith** (2004-08), **Alvin Franklin** (1983-86), **Reid Gettys** (1982-85), **Rob Williams** (1979-82) and **Ken Ciolli** (1976-79) as the only Cougars with 3+ triple-digit assist seasons.

WELCOME to HOUSTON

The Cougars signed two newcomers to the team for the 2024-25 season during the early signing period in November 2023.

- Guard **Mercy Miller** and forward **Chase McCarty** will compete as true freshmen in 2024-25... Both will have four years of eligibility remaining.

MERCY MILLER Guard • 6-4 • 185 • Freshman Sherman Oaks, Calif. Notre Dame High School

4-star recruit by *247Sports*... As a senior, scored school-record 68 points on 28-of-38 shooting against Oakwood High School... As a junior in 2022-23, led Notre Dame High School to its first CIF state championship with 17 points, nine rebounds, five assists and five steals in Title Game... Scored 19 points in win over Sierra Canyon High School in CIF State Division 1 So-Cal Regional Final... Competed at Minneapolis' Minnehaha Academy for his first two seasons, leading team to state championship as a freshman in 2020-21... Competed for Coach Matt Sargeant at Notre Dame High School... Also recruited by Minnesota and Missouri... Son of rapper and record producer and executive Master P.

CHASE McCARTY Forward • 6-5 • 200 • Freshman Huntsville, Ala. IMG Academy [Bradenton, Fla.]

No. 93 player nationally in *ESPN100*... Ranked #59 nationally by *Rivals* and #73 nationally by *247Sports*... 4-star recruit by *Rivals*, *247Sports* and *ESPN*... Also recruited by Georgia Tech, Kansas, Mississippi, Tennessee, Missouri and Texas Tech... Coached by Sean McAloon at IMG Academy and Winfred Jordan of Atlanta Express AAU program... Won the 3-point shooting championship at Under Armour's Elite 24 in August 2023... Competed for IMG Academy as a senior in 2023-24... Helped lead Westminster Christian (Alabama) to Class 4A State Championship game as a junior in 20223 and was a member of ASWA Class 4A All-State First Team after averaging 23.7 points and 6.5 rebounds per game.

REGULAR-SEASON NON-CONFERENCE WINS

Seasons in which Houston competed as a conference member

Rk.	Wins	Year	Overall
t1.	13	2023-24	14-2
		2018-19	33-4
t3.	12	2022-23	33-4
		1954-55	15-10
t5.	11	2012-13	20-13
		2007-08	24-10
		1991-92	25-6
		1983-84	32-5
t9.	10	2019-20	23-8
		2017-18	27-8
		2015-16	22-10
		2005-06	21-10
		1992-93	21-9
		1989-90	25-8
		1977-78	25-8
		1976-77	29-8
		1955-56	19-7
		1949-50	16-7

Bold Red - Current Season
Bold Black - under Coach Kelvin Sampson

COUGARS in the PROS

Player	Years at UH	Current Team
Quentin Grimes	2019-21	New York Knicks
Nate Hinton	2018-20	Houston Rockets
Marcus Sasser	2019-23	Detroit Pistons
Jarace Walker	2022-23	Indiana Pacers

OTHER LEAGUES

Player	Years at UH	Team	League
Armoni Brooks	2016-19	Ontario Clippers	NBA G League
Josh Carlton	2021-22	Darussafaka Lassa	Basketbol Super Ligi
Corey Davis Jr.	2017-19	Basquet Girona	Liga Endesa
Devin Davis	2016-18	Scagliera Verona	Italian LBA
Damyean Dotson	2015-17	Ningbo Rockets	Chinese Basketball Association
Kyler Edwards	2021-22	Long Island Nets	NBA G League
Justin Gorham	2018-21	Rytas Vilnius	Lithuanian Basketball League
Rob Gray	2015-18	BC Prometey	Ukraine Basketball Super League
Brison Gresham	2018-21	ESSEM Le Portel	Pro A
DeJon Jarreau	2015-19	Memphis Hustle	NBA G League
Galen Robinson Jr.	2015-19	Birmingham Squadron	NBA G League
Wes VanBeek	2014-18	Chemnitz	Basketball Bundesliga
Jarace Walker	2022-23	Indiana Mad Ants	NBA G League
Fabian White Jr.	2017-22	Metropolitans 92	LNB Pro A

FROM the FLOOR

Forward **J'Wan Roberts** continues to be a leader in the Cougars' frontcourt during the 2023-24 season.

This season, the St. Thomas, U.S. Virgin Islands, native leads the Cougars and ranks seventh in the Big 12 with 7.3 rebounds per contest.

Roberts has snared 6+ rebounds in all but four games in 2023-24 with double-digit rebounding performances at rv/rv TCU (13, Jan. 13) against rv/rv Texas A&M (The Halal Guys Showcase in Toyota Center (Dec. 16), at Xavier (12, Dec. 1), vs. Utah (12, Nov. 17) and vs. Towson (11, Dec. 16).

He recorded the Cougars' first double-double of the season with a 13-point, 12-rebound performance against Utah in the Shriners Children's Charleston Classic Semifinals on Nov. 17.

Roberts claimed his second double-double of the season with 10 points and 11 rebounds against rv/rv Texas A&M (Dec. 16) and followed that with 20 points and 13 rebounds at rv/rv TCU (Jan. 13).

In addition, Roberts has connected on at least 50.0 percent from the field in all but six games in which he has played, including 83.3 percent (5-of-6) in back-to-back wins against Utah and Dayton at the Shriners Children's Charleston Classic on Nov. 17 and Nov. 19, respectively.

In 2022-23, Roberts led Houston and the American Athletic Conference with a 61.2 percentage (146-of-352) from the floor in 2022-23.

Roberts connected on at least 50.0 percent in all but eight games in 2022-23.

Averaging 10.0 points and a team-best 7.7 rebounds per game, Roberts was named the American Athletic Conference Most Improved Player of the Year and earned a place on the league's All-Conference Second Team.

FEWEST POINTS ALLOWED in HOUSTON HISTORY

Rk.	Score	Opponent	Date
1.	28-40	Oklahoma City	Jan. 26, 1948
2.	29-38	at Texas A&M	Dec. 8, 1951
t3.	31-84	ULM	Nov. 6, 2023
	31-54	Abilene Christian	Dec. 2, 1947
5.	33-57	Loyola (La.)	Dec. 2, 1949
t6.	34-68	Trinity	Feb. 8, 1947
NAIB Tournament			
	34-63	vs. High Point	March 11, 1946
8.	35-62	North Texas	Jan. 10, 1946
t9.	36-83	Northern Colorado	Nov. 7, 2022
	36-79	East Carolina	Jan. 22, 2022
	36-71	at Rice	Jan. 10, 1987
	36-58	Midwestern	Feb. 3, 1951
	36-48	Hardin-Simmons	Dec. 1, 1949

RECENT NATIONAL STATISTICS RANKINGS

National Leader in Red Top 10 rankings in Bold through Jan. 17, 2024

WINNING PERCENTAGE

2023-24	88.2	7th
2022-23	89.2	2nd
2021-22	84.2	6th
2020-21	87.5	4th
2019-20	74.2	33rd
2018-19	89.2	2nd
2017-18	77.1	20th
2016-17	65.6	68th

FIELD GOAL PERCENTAGE DEFENSE

2023-24	35.3	1st
2022-23	36.6	1st
2021-22	37.1	1st
2020-21	37.8	1st
2019-20	38.3	7th
2018-19	36.8	1st
2017-18	39.4	8th
2016-17	40.8	34th

SCORING DEFENSE

2023-24	51.5	1st
2022-23	57.5	2nd
2021-22	58.8	3rd
2020-21	58.2	2nd
2019-20	61.1	11th
2018-19	61.0	7th
2017-18	64.9	18th
2016-17	64.9	30th

SCORING MARGIN

2023-24	+23.4	1st
2022-23	+17.4	1st
2021-22	+16.1	2nd
2020-21	+17.8	2nd
2019-20	+10.2	26th
2018-19	+14.3	6th
2017-18	+11.8	13th
2016-17	+8.8	35th

3-POINT FIELD GOAL PERCENTAGE DEFENSE

2023-24	28.4	19th
2022-23	27.9	2nd
2021-22	28.8	9th
2020-21	29.0	9th
2019-20	28.6	8th
2018-19	27.9	1st
2017-18	32.3	35th
2016-17	32.9	68th

OFFENSIVE REBOUNDS PER GAME

2023-24	15.1	6th
2022-23	12.8	17th
2021-22	13.3	7th
2020-21	14.5	3rd
2019-20	14.4	3rd
2018-19	12.3	34th
2017-18	11.7	68th
2016-17	11.3	109th

UNDER the BOARDS

- When the shot goes up, senior forward **J'Wan Roberts** is working to get to that ball in 2023-24.
- This season, the St. Thomas, U.S. Virgin Islands, native leads the Cougars and ranks seventh in the Big 12 with 7.3 rebounds per contest.
- Roberts is one of five student-athletes to stand among the Big 12 Top-11 leaders in both offensive AND defensive rebounding.
- Roberts is sixth with 2.75 offensive rebounds per game and is 11th with 4.50 defensive boards per contest.
- Roberts joins Kansas State's David N'Guessan (3.41 orgp, 2nd; 4.65 drpg, 8th), Kansas' Hunter Dickinson (2.76, 5th; 8.94 drpg, 1st), Cincinnati's Viktor Lakhin (2.94 orgp, 4th; 4.59 drpg, 10th) and Texas Tech's Warren Washington (2.65 orgp, t-7th; 5.12 drpg, 5th).

PLAYING SHARP in TOYOTA CENTER

- Sophomore guard **Emanuel Sharp** was named the game's Most Valuable Performance with his performance against rv/rv Texas A&M during The Halal Guys Showcase on Dec. 16.
- Sharp scored the Cougars' final five points, including a 3-pointer with 29 seconds left and the shot clock winding down to give Houston a five-point lead.
- He drained a pair of free throws with five seconds left for the final margin of victory.
- The Tampa, Fla., native led the Cougars with 21 points and five 3-pointers and added five offensive rebounds against the Aggies.

SHARP SHOOTER

- Guard **Emanuel Sharp** is competing during his sophomore season in 2023-24.
- Sharp ranks 11th in the Big 12 with a 36.9 3-point field goal percentage and is eighth in the league with 2.24 treys per contest.
- The Tampa, Fla., native drilled five 3-pointers on the way to a team-high 21 points in the Cougars' win over rv/rv Texas A&M at The Halal Guys Showcase inside Toyota Center on Dec. 16.
- Sharp hit the 20-point milestone for the first time in his career with 20 points and five 3-pointers in Houston's season-opening win over ULM inside Fertitta Center on Nov. 6.
- He enjoyed his fourth game with 20+ points of the season, draining five treys in the Cougars' loss at Big 12-rival Iowa State on Jan. 9.
- Sharp has drained multiple 3-pointers in 11 games this season, including a season-high five treys against Jackson State (Dec. 9, Fertitta Center); vs. rv/rv Texas A&M (Dec. 16, The Halal Guys Showcase, Toyota Center) and at Iowa State (Jan. 9).
- He has made at least one 3-pointer in each of the last 11 games and 13 of the last 14.
- In 2022-23, Sharp drained a career-high six 3-pointers in the Cougars' home win over McNeese inside Fertitta Center on Dec. 21, 2022.
- His total tied with **Marcus Sasser** (vs. Houston Christian, Nov. 26, 2019) and **Damon Jones** (at Arizona, Dec. 3, 1994) as the second-most treys by a freshman in Houston single-game history and trailed only **Lamar Roberson's** seven 3-pointers against Florida Tech on Nov. 22, 2005.
- With his stellar play, Sharp earned a place on the American Athletic Conference All-Freshman Team.

WELCOME BACK, RAMON

- Guard **Ramon Walker Jr.** competed in the first 10 games of the 2022-23 season before sitting out the remainder of the year.
- He is competing as a junior during the 2023-24 campaign, averaging 2.3 points and 3.5 rebounds per contest in 15 games.
- The Pearland, Texas, native averaged 2.9 points and 2.5 rebounds per game before being sidelined in 2022-23. He scored a season-high nine points with four rebounds in the Cougars' win over Saint Joseph's at the Veterans Classic in Annapolis, Md.
- Averaged 3.2 points and 2.7 rebounds per game as a freshman in 2021-22... Made a culture play of year in double-overtime win at Wichita State (Feb. 20, 2022), diving for a loose rebound to set up a score for the Cougars.
- Scored 13 points with three rebounds in the first start of his career at Temple (Jan. 2, 2022)
- Is the son of former Houston Texans defensive back (2002-05) Ramon Walker.

FAN FAVORITE

- Fertitta Center fan favorite guard **Ryan Elvin** returns for his senior campaign in 2023-24.
- A year ago, Elvin competed in 15 games, averaging 1.5 points and 0.3 rebounds per game.
- Elvin scored season highs of five points in home wins against Tulsa (Feb. 8, 2023), North Florida (Dec. 6, 2022) and Norfolk State (Nov. 29, 2022).
- The Round Rock, Texas, native earned his bachelor's degree in sports administration from the University of Houston in 2022-23 and was named to the American Athletic Conference All-Academic Team for the third consecutive season.
- Will compete as a walk-on for the fourth straight season in 2022-23.

RETURNING REDSHIRTS

- The Cougars welcome the return of two redshirts in 2023-24.
- Redshirt freshman center **Cedric Lath** joined the Cougars at the semester break in January 2023. Although he practice regularly with the team, the Abidjan, Ivory Coast, native did not compete in any games.
- At 6-foot-9 and 260 pounds, Lath is the tallest and biggest Cougar on the 2023-24 roster.
- Senior guard **Mylik Wilson** sat out the 2022-23 season as a redshirt at Houston and will have two years of eligibility remaining.
- Wilson previously played at Louisiana (2019-21) and, most recently, at Texas Tech (2021-22) before joining the Cougars.
- As a freshman with the Cajuns in 2019-20, Wilson was named to the Sun Belt Conference All-Tournament Team and was named the league's Freshman of the Year after averaging 11.5 points and 5.7 rebounds per game.

RECENT NATIONAL STATISTICS RANKINGS

National Leader in Red Top 10 rankings in Bold through Jan. 17, 2024

KENPOM EFFICIENCY

2023-24	+33.41	1st
2022-23	+27.72	2nd
2021-22	+27.70	2nd
2020-21	+28.75	5th
2019-20	+20.39	14th
2018-19	+24.13	12th
2017-18	+20.24	18th
2016-17	+13.61	52nd

KENPOM OFFENSIVE EFFICIENCY

2023-24	118.9	11th
2022-23	118.1	11th
2021-22	116.8	10th
2020-21	118.3	7th
2019-20	112.7	22nd
2018-19	115.3	19th
2017-18	114.6	38th
2016-17	113.5	39th

KENPOM DEFENSIVE EFFICIENCY

2023-24	85.5	1st
2022-23	90.4	5th
2021-22	89.1	8th
2020-21	89.6	9th
2019-20	92.3	21st
2018-19	91.2	11th
2017-18	94.4	13th
2016-17	99.9	79th

KENPOM DEFENSIVE EFFICIENCY ALL-TIME BEST

since 1998-99 season

1.	83.1	UConn	1998-99
t2.	84.1	Texas Tech	2018-19
	84.1	Stanford	1999-00
4.	84.2	Memphis	2008-09
5.	84.4	Kentucky	2014-15
t6.	84.6	Wisconsin	1999-00
	84.6	Miami (Fla.)	1998-99
8.	84.7	Duke	1998-99
t9.	84.8	Louisville	2012-13
	84.8	Tulsa	1999-00
11.	85.0	Texas Tech	2021-22
12.	85.1	Virginia	2019-20
13.	85.2	Louisville	2008-09
14.	85.4	Arizona	2000-01
t15.	85.5	Houston	2023-24
t15.	85.5	Virginia	2014-15
	85.5	Louisville	2011-12
	85.5	Maryland	1998-99
t19.	85.6	Virginia	2017-18
	85.6	Wisconsin	1998-99
	85.6	Iowa	2005-06
t22.	85.7	Wisconsin	2012-13
	85.7	Kansas	2007-08

SITTING OUT THIS SEASON

• Freshman guard **Kordelius Jefferson** and freshman center **Jacob McFarland** are sitting out the 2023-24 season and are expected to redshirt.
 • The duo practices regularly with the team but is not expected to compete in any games this year.
 • Jefferson had surgery on both wrists during the summer.

RIISING in the COACHING RANKS

• With Houston's win over #25/25 Texas Tech in Fertitta Center on Jan. 17, **Head Coach Kelvin Sampson** has compiled a 747-346 career record, including a 246-76 mark with the Cougars.

• With the victory over the Red Raiderse, Sampson moved out of a tie for 24th with Phog Allen in NCAA history (among coaches with 10+ years of Division I experience) with 746 victories.

• Allen finished with 746 career wins at Kansas, Central Missouri, Haskell and Baker from 1905 to 1956.

• Up next in the NCAA records book is John Beilein, who stands 23rd in NCAA history after posting 754 wins with Michigan, West Virginia, Richmond, Canisius, Le Moyne and Nazareth from 1982 to 2019.

BIG 12 PRESEASON POLL

• For the fifth straight season, Houston was picked among the Top-Two leaders in its conference preseason poll.
 • The Cougars received two first-place votes and 153 points to stand second in the Big 12 Coaches Preseason Poll.
 • Houston was tabbed as preseason favorite for its last four years in the American Athletic Conference (2019-23).
 • Senior guard **L.J. Cryer** was named to the five-man Pre-

HOUSTON'S MOST PLAYED OPPONENTS
through games of Jan. 19, 2024

Rk.	G	Opponent	W-L	Pct.	Current Strk	First Game	Last Game
1.	92	SMU	58-34	.630	W3	1955-56	2022-23
2.	86	Texas A&M	54-32	.628	W1	1946-47	2023-24
3.	84	Rice	66-18	.786	W7	1971-72	2023-24
4.	74	TCU	48-26	.649	L1	1955-56	2023-24
5.	64	Texas	32-32	.500	W1	1949-50	2012-13
6.	61	Tulsa	32-29	.525	W4	1950-51	2022-23
7.	59	Memphis	23-36	.390	L1	1956-57	2022-23
8.	57	Texas Tech	30-27	.526	W3	1960-61	2023-24
9.	54	Baylor	38-16	.704	L2	1952-53	2020-21
10.	50	Tulane	32-18	.640	W11	1946-47	2022-23
11.	47	Cincinnati	14-33	.298	W9	1957-58	2022-23

2023-24 opponents in bold

season All-Big 12 Team. Senior point guard **Jamal Shead** was one of 11 student-athletes named Honorable Mention.

IN THE NBA RANKS

• Five Cougars were on NBA rosters to start the 2023-24 season.
 • That group includes **Armoni Brooks** (Brooklyn Nets), **Quentin Grimes** (New York Knicks), **Nate Hinton** (Houston Rockets), **Marcus Sasser** (Detroit Pistons) and **Jarace Walker** (Indiana Pacers).
 • Brooks is competing with his third NBA team after previous stints with Toronto (2021-22) and Houston (2020-22).
 • Grimes is in his second season with the New York Knicks after being taken with the No. 25 overall pick in the First Round of the 2021 NBA Draft by the Knicks. He became the first Cougar to be taken in the First Round since **Greg Anderson** was taken in 1987 by the San Antonio Spurs.
 • Hinton is with his third NBA team after previous stints with Indiana (2021-22) and Dallas (2020-21).

• Sasser is in his first season with the Pistons after being taken with the No. 25 pick of the 2023 NBA Draft.
 • Walker is in his first season with the Pacers after being taken with the No. 8 pick of the 2023 NBA Draft. He was the highest Cougar taken in the Draft since Hall of Fame center **Hakeem Olajuwon** was taken at No. 1 by the Houston Rockets in 1984.

• Walker and Sasser became the 13th and 14th NBA First-Round Draft picks in Houston and the 47th and 48th Draft selections.

IN the PRO RANKS

• In addition to the Cougars in the NBA, numerous other Cougars continue to compete in various leagues for teams around the world.
 • Guard **Armoni Brooks** (Ontario Clippers) plays in the NBA G League.
 • Center **Josh Carlton** (Darussafaka Lassa) plays in the Basketball Super Ligi.
 • Guard **Corey Davis Jr.** (Basquet Girona) plays in Liga Endesa.
 • Forward **Devin Davis** (Scagliera Verona) is playing in the Italian LBA.
 • Guard **Damyean Dotson** (Ningbo Rockets) is competing in the Chinese Basketball Association.
 • Guard **Kyler Edwards** plays for Long Island Nets of the NBA G League.
 • Forward **Justin Gorham** plays for Rytas Vilnius of the Lithuanian Basketball League.
 • Guard **Rob Gray** plays for BC Prometey of the Ukraine Basketball Super League.
 • Forward **Brison Gresham** plays for ESSEM Le Portel of the LNB Pro A.

• Guard **DeJon Jarreau** plays for Memphis Hustle of the NBA G League
 • Guard **Galen Robinson Jr.** plays for Birmingham Squadron of the NBA G League.
 • Guard **Wes VanBeek** plays for Chemnitz of the Basketball Bundesliga.
 • Forward **Fabian White Jr.** (Metropolitans 92) plays in the LNB Pro A.

CONFERENCE OPENERS

• With its 89-55 win over West Virginia in Fertitta Center on Jan. 6, Houston improved to 39-25 during its conference opener history.
 • The Cougars have won their last nine conference openers and 16 of their last 17. Only a 73-54 loss at Memphis on Dec. 31, 2014, prevents a longer Houston winning streak.

• Houston has posted a 1-0 record in conference openers in the **Big 12**, a 9-1 mark in the **American Athletic Conference**, a 7-10 record in **Conference USA**, an 11-10 mark in the **Southwest Conference**, an 8-2 record in the **Missouri Valley Conference**, a 1-0 mark in the **Gulf Coast Conference** and a 2-2 record in the **Lone Star Conference**.

in Big 12 Conference: Houston is 1-0 in Big 12 openers after its 89-55 win over West Virginia in Fertitta Center on Jan. 6.

in Conference Road Openers: With its Jan. 9 loss at rv/ Iowa State, Houston is 28-36 in conference road openers during its history.

• This includes an 0-1 mark in the **Big 12 Conference**, an 8-2 mark in the **American Athletic Conference**, a 3-14 record in Conference USA, a 10-11 mark in the **Southwest Conference**, a 4-6 record in the **Missouri Valley Conference**, a 1-0 mark in the **Gulf Coast Conference** and a 2-2 record in the **Lone Star Conference**.

• With its Jan. 9 loss at rv/ Iowa State, the Cougars have won four of their last five Conference road openers.

in Conference Openers at Home: With its Jan. 6 win over West Virginia in Fertitta Center Houston has posted a 23-14 record in conference openers at home during its history.

• Houston has won its last nine conference openers at home and 10 of the last 11. Only a 79-69 loss to Memphis

in its Conference USA opener in Hofheinz Pavilion on Jan. 11, 2007 prevents a longer streak.

• The Cougars are 4-0 in conference openers inside the Fertitta Center during the facility's history, winning those games by an average of 23.3 points per contest.

in Conference Home Openers: With its 89-55 win over West Virginia in Fertitta Center on Jan. 6, Houston improved to 42-22 record in its conference home openers during the program's history.

• This includes a 1-0 record in the **Big 12**, a 9-1 mark in the **American Athletic Conference**, a 9-8 mark in Conference USA, a 15-6 record in the **Southwest Conference**, a 6-4 mark in the **Missouri Valley Conference**, a 1-0 record in the **Gulf Coast Conference** and a 1-3 record in the **Lone Star Conference**.

• Houston has won its last nine conference home openers and 13 of its last 14. Only a 79-78 loss in overtime to Tulsa inside Hofheinz Pavilion on Jan. 6, 2015, prevents a longer Houston winning streak.

2023-24 PRESEASON BIG 12 AWARDS

PRESEASON COACHES POLL

Rk.	School (First-place votes)	Pts.
1.	Kansas (12)	168
2.	Houston (2)	153
3.	Texas	143
4.	Baylor	137
5.	TCU	113
6.	Kansas State	106
7.	Iowa State	95
8.	Texas Tech	80
9.	West Virginia	70
10.	Oklahoma State	57
11.	Cincinnati	55
12.	Oklahoma	54
13.	BYU	29
14.	UCF	14

PLAYER & NEWCOMER of the YEAR
 Hunter Dickinson • Center • Senior • Kansas

FRESHMAN of the YEAR
 Ja'Kobe Walter • Forward • Baylor

PRESEASON ALL-BIG 12 TEAM

Pos.	Player	Cl.	School
G	LJ Cryer	Sr.	Houston
C	Hunter Dickinson	Sr.	Kansas
G	Dejuan Harris Jr.	Jr.	Kansas
F	Emanuel Miller	Sr.	TCU
G	Max Abmas	Gr.	Texas

Honorable Mention

Player	School
Jamal Shead	Houston
Jalen Bridges	Baylor
RayJ Dennis	Baylor
Ja'Kobe Walter	Baylor
Kevin McCullar Jr.	Kansas
Arthur Kaluma	Kansas State
Tyler Pery	Kansas State
Dylan Disu	Texas
Tyrese Hunter	Texas
Dillon Mitchell	Texas
Jesse Edwards	West Virginia

MOVING UP

• With Houston's 77-67 win over South Carolina on Dec. 5, 2020, inside the Fertitta Center, **Head Coach Kelvin Sampson** became the second-winningest coach in Houston history.
 • Sampson moved past **Pat Foster**, who recorded 142 victories from 1986 to 1993.
 • Sampson ranks as Houston's career leader in winning percentage at .765 (247-76 record).

Rk.	Coach	Record	Pct.	Years
1.	Guy V. Lewis	592-279	.680	1956-86
2.	Kelvin Sampson	247-76	.765	2014 -
3.	Pat Foster	142-73	.660	1986-93
4.	Alden Pasche	135-116	.538	1946-56
5.	Tom Penders	121-77	.611	2004-10

RECORDS WATCH

MISCELLANEOUS CONSECUTIVE WINNING SEASONS

Rk.	No.	Seasons
1.	20	1959-60 through 1978-79
2.	8	2015-16 – present
3.	7	1986-87 through 1992-93
4.	6	2004-05 through 2009-10
5.	5	1980-81 through 1984-85
t6.	2	1954-55 through 1955-56
	2	1946 through 1946-47

CONSECUTIVE NON-LOSING SEASONS

Rk.	No.	Seasons
1.	34	1959-60 through 1992-93
2.	8	2015-16 through present
3.	6	2004-05 through 2009-10
4.	5	1946 through 1949-50
5.	3	2011-12 through 2013-14
6.	2	1954-55 through 1955-56

CONSECUTIVE 20-WIN SEASONS

Rk.	No.	Seasons
1.	8	2015-16 through present
t2.	4	1980-81 through 1983-84
	4	1969-70 through 1972-73
4.	3	1965-66 through 1967-68
t5.	2	2007-08 through 2008-09
	2	1991-92 through 1992-93
	2	1976-77 through 1977-78

VICTORIES – 4-YEAR PERIOD

Rk.	No.	Seasons
1.	116	2019-20 through 2022-23
2.	116	2018-19 through 2021-22
3.	111	2017-18 through 2020-21
4.	109	1980-81 through 1983-84
5	108	2020-21 through present
t6.	104	2016-17 through 2019-20
	104	1981-82 through 1984-85
t8.	103	2015-16 through 2018-19
9.	100	1964-65 through 1967-68
10.	99	1966-67 through 1969-70
11.	97	1965-66 through 1968-69

VICTORIES – 3-YEAR PERIOD

Rk.	No.	Seasons
1.	93	2020-21 through 2022-23
2.	88	1981-82 through 1983-84
3	84	2018-19 through 2020-21
t4.	83	2019-20 through 2021-22
	83	2017-18 through 2019-20
t6.	81	2016-17 through 2018-19
	81	1965-66 through 1967-68
8	80	2021-22 through present
9.	79	1982-83 through 1984-85
10.	77	1980-81 through 1982-83
11.	74	1966-67 through 1968-69

WINNINGEST 4-YEAR CLASSES

Rk.	Wins	Years (Records)	Seniors in Final Season
1.	117	18-19 (33-4), 19-20 (23-8), 20-21 (28-4), 21-22 (33-6)	Fabian White Jr. , Josh Carlton, Kyler Edwards, Taze Moore
2.	116	19-20 (23-8), 20-21 (28-4), 21-22 (32-6), 22-23 (33-4)	Darius Bowser, Reggie Chaney, Marcus Sasser ,
3.	111	17-18 (27-8), 18-19 (33-4), 19-20 (23-8), 20-21 (28-4)	Justin Gorham, Brison Gresham, DeJon Jarreau
4.	109	80-81 (21-9), 81-82 (25-8), 82-83 (31-3), 83-84 (32-5)	Derek Giles, Michael Young
5.	108	20-21 (28-4), 21-22 (32-6), 22-23 (33-4), 23-24 (15-2)	LJ Cryer, Damian Dunn, Ryan Elvin , J'Wan Roberts , Jamal Shead , Mylik Wilson
t6.	104	16-17 (21-11), 17-18 (27-8), 18-19 (33-4), 19-20 (23-8)	Chris Harris Jr.
	104	81-82 (25-8), 82-83 (31-3), 83-84 (32-5), 84-85 (16-14)	Marvin Alexander, Benny Anders, Braxton Clark, Eric Dickens , Reid Gettys
8.	103	15-16 (22-10), 16-17 (21-11), 17-18 (27-8), 18-19 (33-4)	Breaon Brady, Corey Davis Jr., Landon Goelsing, Galen Robinson Jr.
9.	100	64-65 (19-10), 65-66 (23-6), 66-67 (27-4), 67-68 (31-2)	Don Chaney , Elvin Hayes , Vern Lewis
10.	99	66-67 (27-4), 67-68 (31-2), 68-69 (16-10), 69-70 (25-5)	Melvin Bell , Tom Gribben , Ollie Taylor
11.	97	65-66 (23-6), 66-67 (27-4), 67-68 (31-2), 68-69 (16-10)	Billy Bane, Niemer Hamood , Theodis Lee , George Reynolds, Ken Spain
12.	95	67-68 (31-2), 68-69 (16-10), 69-70 (25-5), 70-71 (22-7)	Mars Evans, Poo Welch
13.	93	82-83 (31-3), 83-84 (32-5), 84-85 (16-14), 85-86 (14-14)	Alvin Franklin , Earl Small, Renaldo Thomas
14.	91	79-80 (14-14), 80-81 (21-9), 81-82 (25-8), 82-83 (31-3)	David Bunce , Larry Micheaux , David Rose, Bryan Williams
15.	90	69-70 (25-5), 70-71 (22-7), 71-72 (20-7), 72-73 (23-4)	Jerry Bonney, Clay Hoster , Steve Newsome , Doug Worrell
16.	89	89-90 (25-8), 90-91 (18-11), 91-92 (25-6), 92-93 (21-9)	David Diaz, Darrell Grayson , Craig Lillie, Bo Outlaw, Derrick Smith
t17.	87	75-76 (17-11), 76-77 (29-8), 77-78 (25-8), 78-79 (16-15)	Ken Ciolli , Cedric Fears, George Walker
	87	74-75 , 75-76 (17-11), 76-77 (29-8), 77-78 (25-8)	Cecil Rose , Mike Schultz, Charles Thompson , Mark Trammel
t19.	85	88-89 (17-14), 89-90 (25-8), 90-91 (18-11), 91-92 (25-6)	Derrick Daniels , Roger Fernandes , Sam Mack, Craig Upchurch
	85	63-64 (16-10), 64-65 (19-10), 65-66 (23-6), 66-67 (27-4)	Andrew Benson, Gary Grider , Bob Hayward, Don Kruse, Leary Lentz

Bold – Played 4+ seasons at Houston
(3+ years for those who played before freshmen eligibility)

VICTORIES – 2-YEAR PERIOD

Rk.	No.	Seasons
1.	65	2021-22 through 2022-23
2.	63	1983-83 through 1983-84
3.	61	2020-21 through 2021-22
4.	60	2017-18 through 2018-19
5.	58	1966-67 through 1967-68
t6.	56	2018-19 through 2019-20
	56	1981-82 through 1982-83
8.	54	1976-77 through 1977-78
9.	51	2019-20 through 2020-21
10.	50	1965-66 through 1966-67
**	48	2022-23 through present

RECORDS WATCH

INDIVIDUAL • CAREER

WINS

Rk.	No.	Player	Record	Years
1.	121	Fabian White Jr.	121-28	2017-22
2.	109	Michael Young	109-25	1980-84
3.	103	Galen Robinson Jr.	103-33	2015-19
4.	103	Jamal Shead	103-15	2020 –
5.	100	J'Wan Roberts	100-16	2019 –
6.	95	Reid Gettys	95-25	1981-85
t7.	90	Reggie Chaney	90-14	2020-23
		Marcus Sasser	90-17	2019-23
		Alvin Franklin	90-35	1982-86
t10.	89	Larry Micheaux	89-34	1979-83
t11.	87	George Walker	87-42	1975-79
		Ken Ciolli	87-42	1975-79

CONFERENCE WINS

Rk.	No.	Player	Record	Years
1.	61	Fabian White Jr. (American)	61-15	2017-22
2.	54	Galen Robinson Jr. (American)	54-18	2015-19
3.	52	Michael Young (SWC)	52-12	1980-84
t4.	47	J'Wan Roberts (American/Big 12)	47-9	2019 –
t4.	47	Alvin Franklin (SWC)	47-17	1982-86
6.	46	Jamal Shead (American/Big 12)	46-8	2020 –
7.	45	Reggie Chaney (AAC)	45-7	2020-23
		Larry Micheaux (SWC)	45-19	1979-83
t9.	44	Marcus Sasser (American)	44-9	2019-23
		Reid Gettys (SWC)	44-16	1981-85
t11.	42	Derrick Daniels (SWC)	42-20	1988-92
		Hakeem Olajuwon (SWC)	42-6	1981-84
		Craig Upchurch (SWC)	42-20	1987-92
t14.	40	Greg Anderson (SWC)	40-24	1983-87
		Rickie Winslow (SWC)	40-24	1983-87

FERTITTA CENTER WINS

Rk.	No.	Player	Record	Years
t1.	55	J'Wan Roberts	55-3	2019 –
t1.	55	Jamal Shead	55-3	2020 –
t3.	49	Marcus Sasser	49-4	2019-23
		Fabian White Jr.	49-4	2017-22
5.	45	Reggie Chaney	45-3	2020-23
6.	43	Brison Gresham	43-3	2018-21
7.	40	DeJon Jarreau	40-3	2018-21
t8.	35	Ryan Elvin	35-0	2020 –
t8.	35	Ja'Vier Francis	35-2	2021 –
t8.	34	Tramon Mark	34-2	2020-23
t1.	29	Nate Hinton	29-3	2018-20
t12.	28	Justin Gorham	28-2	2018-21
		Quentin Grimes	28-2	2019-21
**	26	Ramon Walker Jr.	26-2	2021 –
**	25	Emanuel Sharp	25-1	2021 –
**	21	Terrance Arceneaux	21-2	2022 –

POINTS

Rk.	No.	Player	G	Years
1.	2,884	Elvin Hayes	93	1965-68
2.	2,832	Otis Birdsong	116	1973-77
3.	2,043	Michael Young	134	1980-84
4.	1,880	Craig Upchurch	126	1987-92
5.	1,838	Rob Williams	88	1979-82
6.	1,765	Louis Dunbar	79	1972-75
7.	1,741	Dwight Davis	84	1969-72
8.	1,710	Rob Gray	91	2015-18
9.	1,684	Alvin Franklin	125	1982-86
10.	1,662	Greg Anderson	123	1983-87
11.	1,548	Rickie Winslow	123	1983-87
12.	1,516	Aubrey Coleman	67	2008-10
13.	1,476	Kenneth Williams	126	1976-80
14.	1,465	Kelvin Lewis	100	2007-10
15.	1,458	Marcus Sasser	107	2019-23
16.	1,452	Gary Phillips	79	1958-61
17.	1,435	Robert McKiver	67	2006-08
18.	1,407	Andre Owens	87	2002-05
19.	1,388	TaShawn Thomas	96	2011-14
20.	1,383	Clyde Drexler	96	1980-83
21.	1,381	Charles Thompson	118	1974-78
22.	1,332	Hakeem Olajuwon	100	1981-84
23.	1,322	Larry Micheaux	123	1979-83
24.	1,298	Tim Moore	70	1993-96
25.	1,250	Lanny Smith	122	2003-08
26.	1,244	Cecil Rose	114	1974-78
27.	1,237	Joe Hamood	84	1963-66
28.	1,234	Fabian White Jr.	149	2017-22
29.	1,231	Ollie Taylor	56	1968-70
30.	1,195	Ted Luckenbill	72	1958-61
31.	1,162	Don Boldebeck	51	1954-56
32.	1,139	Don Scherak	85	1960-64
33.	1,135	Galen Robinson	96	1994-98
34.	1,133	Don Chaney	90	1965-68
35.	1,132	George Williams	90	1999-02
36.	1,131	Kenny Younger	87	1997-00
37.	1,114	Gee Gervin	58	1998-00
38.	1,107	George Walker	129	1975-79
39.	1,088	Steve Newsome	83	1970-73
40.	1,087	Derrick Daniels	124	1988-92
41.	1,086	Corey Davis Jr.	72	2017-19
42.	1,077	Jherrod Stiggers	97	2011-15
43.	1,073	Lyle Harger	76	1960-63
44.	1,057	Richard Hollis	62	1987-89
45.	1,051	Byron Smith	62	1989-91
46.	1,050	David Marrs	102	1972-76
47.	1,045	Jamal Shead	118	2020 –
48.	1,041	Damon Jones	81	1994-97
49.	1,026	Lloyd Hendrix	89	1947-51
50.	1,025	Ken Spain	90	1966-69
51.	1,001	Damyean Dotson	64	2015-17
**	676	J'Wan Roberts	116	2020 –

1,000-POINT COLLEGIATE CAREERS

**	1,188	Damian Dunn	89	2019 –
**	1,046	LJ Cryer	87	2020 –
**	803	Mylik Wilson	103	2019 –

FASTEST to 1,000 Points

Rk.	G	Player	Years
1.	37	Elvin Hayes	1965-68
2.	43	Don Boldebeck	1954-56
t3.	47	Louis Dunbar	1972-75
		Ollie Taylor	1968-70
5.	45	Aubrey Coleman	2008-10
6.	50	Rob Williams	1979-82
7.	51	Gee Gervin	1998-00
t8.	52	Robert McKiver	2006-08
		Otis Birdsong	1973-77
10.	53	Dwight Davis	1969-72
11.	54	Tim Moore	1993-96
t12.	55	Rob Gray	2015-18
		Gary Phillips	1958-61
t14.	59	Byron Smith	1989-91
		Richard Hollis	1987-89
16.	62	Ted Luckenbill	1958-61
17.	64	Damyean Dotson	2015-17
18.	65	Andre Owens	2002-05
19.	68	Craig Upchurch	1987-92
20.	69	Corey Davis Jr.	2017-19
t21.	70	TaShawn Thomas	2011-14
		Kelvin Lewis	2007-10
23.	71	Clyde Drexler	1980-83
t24.	73	Joe Hamood	1963-66
		Lyle Harger	1960-63
t26.	75	George Williams	1999-02
		Kenny Younger	1997-00
		Donnie Schverak	1960-64
29.	76	Steve Newsome	1970-73
30.	* 77	Lloyd Hendrix	1947-51
31.	78	Damon Jones	1994-97
32.	79	Michael Young	1980-84
33.	80	Marcus Sasser	2019-23
t34.	81	Hakeem Olajuwon	1981-84
		Don Chaney	1965-68
36.	83	Rickie Winslow	1983-87
37.	85	Lanny Smith	2003-08
t38.	87	Galen Robinson	1994-98
		Greg Anderson	1983-87
t40.	89	Alvin Franklin	1982-86
		Ken Spain	1966-69
42.	92	Jherrod Stiggers	2013-15
43.	94	Charles Thompson	1974-78
44.	95	Kenneth Williams	1976-80
45.	98	Larry Micheaux	1979-83
46.	99	Cecil Rose	1974-78
47.	100	David Marrs	1972-76
t48.	116	Jamal Shead	2020 –
		Derrick Daniels	1988-92
50.	123	George Walker	1975-79
51.	132	Fabian White Jr.	2017-22

* – Game-by-game records from 1947-55 are incomplete.

Hendrix' game total is estimated based on scoring average from the 1950-51 season. Exact number is unknown.

RECORDS WATCH

GAMES PLAYED

Rk.	No.	Player	Years
1.	149	Fabian White Jr.	2017-22
2.	136	Galen Robinson Jr.	2015-19
3.	134	Michael Young	1980-84
t4.	129	Ken Ciolli	1975-79
		George Walker	1975-79
t6.	126	Danrad Knowles	2013-17
		Craig Upchurch	1987-92
		Kenneth Williams	1976-80
9.	125	Alvin Franklin	1982-86
t10.	124	Derrick Daniels	1988-92
		Rickie Winslow	1983-87
t12.	123	Greg Anderson	1983-87
		Larry Micheaux	1979-83
t14.	122	Zamal Nixon	2007-11
		Lanny Smith	2003-08
16.	120	Reid Gettys	1981-85
17.	119	Marcus Oliver	1999-04
t18.	118	Jamal Shead	2020 –
18.	118	Charles Thompson	1974-78
t20.	116	J'Wan Roberts	2019 –
t20.	116	Otis Birdsong	1973-77
t21.	115	Jessie Drain	1991-95
t23.	114	Cecil Rose	1974-78
t24.	113	Chad Hendrick	1997-01
t25.	112	LeRon Barnes	2011-16
26.	108	Bryan Shelton	2001-05
27.	107	Marcus Sasser	2019-23
28.	106	Roger Fernandes	1987-92
29.	105	Eric Dickens	1981-85
30.	104	Reggie Chaney	2020-23
t31.	102	Tyrone Evans	1990-95
		David Marrs	1972-76
33.	101	Mikhail McLean	2010-15
t34.	100	Armoni Brooks	2016-19
		Ramon Dyer	2002-06
		Kelvin Lewis	2007-10
		Hakeem Olajuwon	1981-84

ASSISTS

Rk.	No.	Player	G	Years
1.	740	Reid Gettys	120	1981-85
2.	711	Derrick Daniels	124	1988-92
3.	629	Ken Ciolli	129	1975-79
4.	578	Galen Robinson Jr.	136	2015-19
5.	565	Jamal Shead	118	2020 –
t6.	502	Alvin Franklin	125	1982-86
		Lanny Smith	122	2003-08
8.	407	Rob Williams	88	1979-82
9.	365	Otis Birdsong	116	1973-77
10.	346	Joe Hamood	84	1963-66
11.	343	DeJon Jarreau	91	2018-21
12.	338	Cecil Rose	114	1974-78
13.	334	Anthony Goldwire	57	1992-94
14.	330	Kenneth Williams	126	1976-80
15.	323	Louis Dunbar	79	1972-75
16.	321	Steve Newsome	83	1970-73
17.	320	Donnell Hayes	79	1971-74
t18.	314	Damon Jones	81	1994-97
		Poo Welch	59	1969-71
20.	310	Tom Gribben	86	1967-70
21.	303	Clyde Drexler	96	1980-83

ASSISTS AVERAGE (min. 45 games)

Rk.	Avg.	Player	Asts.	G	Years
1.	6.2	Reid Gettys	740	120	1981-85
2.	5.9	Anthony Goldwire	334	57	1992-94
3.	5.7	Derrick Daniels	711	124	1988-92
4.	5.32	Poo Welch	314	59	1969-71
5.	5.29	L.J. Rose	259	49	2013-15
6.	5.1	George Reynolds	274	54	1967-69
7.	4.9	Ken Ciolli	629	129	1975-79
8.	4.79	Jamal Shead	565	118	2020 –
9.	4.63	Rob Williams	407	88	1979-82
10.	4.26	Randy Brown	243	57	1986-88
11.	4.25	Galen Robinson Jr.	578	136	2015-19
12.	4.119	Joe Hamood	346	84	1963-66
13.	4.118	Desmond Wade	280	68	2008-10
14.	4.115	Lanny Smith	502	122	2003-08
15.	4.09	Louis Dunbar	323	79	1972-75
16.	4.05	Donnell Hayes	320	79	1971-74
17.	4.02	Alvin Franklin	502	125	1982-86
18.	3.88	Damon Jones	314	81	1994-97
19.	3.87	Steve Newsome	321	83	1970-73
20.	3.77	DeJon Jarreau	343	91	2018-21

100-ASSIST SEASONS

4

Derrick Daniels	1991-92 (155); 1990-91 (179); 1989-90 (196); 1988-89 (181)
Galen Robinson Jr.	2018-19 (183); 2017-18 (130); 2016-17 (155); 2015-16 (110)

3

Jamal Shead	2023-24 (105); 2022-23 (200); 2021-22 (221)
DeJon Jarreau	2020-21 (133); 2019-20 (110); 2018-19 (100)
Lanny Smith	2007-08 (108); 2005-06 (162); 2004-05 (134)
Alvin Franklin	1985-86 (127); 1984-85 (141); 1983-84 (157)
Reid Gettys	1984-85 (208); 1983-84 (309); 1982-83 (209)
Rob Williams	1981-82 (134); 1980-81 (146); 1979-80 (127)
Ken Ciolli	1978-79 (173); 1977-78 (160); 1976-77 (201)

2

L.J. Rose	2014-15 (101); 2013-14 (154)
Desmond Wade	2009-10 (167); 2008-09 (113)
Damon Jones	1996-97 (132); 1995-96 (105)
Anthony Goldwire	1993-94 (164); 1992-93 (170)
Kenneth Williams	1979-80 (112); 1978-79 (100)
Louis Dunbar	1973-74 (118); 1972-73 (112)
Steve Newsome	1972-73 (121); 1971-72 (114)
Poo Welch	1970-71 (134); 1969-70 (180)
Tom Gribben	1969-70 (130); 1968-69 (146)
George Reynolds	1968-69 (117); 1967-68 (157)
Joe Hamood	1965-66 (190); 1964-65 (120)

STEALS

Rk.	No.	Player	G	Years
1.	268	Clyde Drexler	96	1980-83
2.	237	Ken Ciolli	129	1975-79
3.	217	Otis Birdsong	116	1973-77
4.	215	Michael Young	134	1980-84
5.	209	Kenneth Williams	126	1976-80
6.	207	Rickie Winslow	124	1983-87
7.	184	Jamal Shead	118	2020 –
8.	183	Oliver Lafayette	64	2005-07
9.	168	Aubrey Coleman	67	2008-10
10.	158	Craig Upchurch	126	1987-92
t11.	157	Galen Robinson Jr.	136	2015-19
		Rob Williams	88	1979-82
13.	148	Brian Latham	63	2004-06
14.	147	Kelvin Lewis	100	2007-10
15.	145	Lanny Smith	122	2003-08
16.	144	Ramon Dyer	100	2002-06
17.	143	Marcus Sasser	107	2019-23
18.	137	Larry Micheaux	123	1979-83
19.	135	Derrick Daniels	124	1988-92
20.	134	Hakeem Olajuwon	100	1981-84

STEALS AVERAGE (min. 50 games)

Rk.	Avg.	Player	Stls.	G	Years
1.	2.9	Oliver Lafayette	183	64	2005-07
2.	2.8	Clyde Drexler	268	96	1980-83
3.	2.5	Aubrey Coleman	168	67	2008-10
4.	2.3	Brian Latham	148	63	2004-06
5.	2.001	Anthony Goldwire	115	57	1992-94
6.	2.0	Bo Outlaw	122	61	1991-93
7.	1.91	Randy Brown	109	57	1986-88
8.	1.87	Otis Birdsong	217	116	1973-77
9.	1.85	Dominic Smith	111	60	2000-02
10.	1.84	Ken Ciolli	237	129	1975-79
11.	1.78	Rob Williams	157	88	1979-82
12.	1.669	Rickie Winslow	207	124	1983-87
13.	1.659	Kenneth Williams	209	126	1976-80
14.	1.629	Richard Hollis	101	62	1987-89
15.	1.604	Michael Young	215	134	1980-84
16.	1.569	Gee Gervin	91	58	1998-00
17.	1.559	Jamal Shead	184	118	2019 –
18.	1.493	Robert McKiver	100	67	2006-08
19.	1.4714	Tim Moore	103	70	1993-96
20.	1.4706	Desmond Wade	100	68	2008-10
21.	1.470	Kelvin Lewis	147	100	2007-10



AUSTRALIA 2023



QUICK FACTS

Dates:	Aug. 4-15, 2023
Departed:	6:30 p.m. (CDT), Aug. 4, 2023
Returned:	1:30 p.m. (CDT), Aug. 15, 2023
Air Miles (Total):	17,162 miles

GAMES SCHEDULE

Monday, Aug. 7 • Sydney
Houston 93, East All-Stars 52
Wednesday, Aug. 9 • Cairns
Australia National Team 99, Houston 65
Saturday, Aug. 12 • Melbourne
Houston 109, Frankston Blues 64
Sunday, Aug. 13 • Melbourne
Houston 88, AUSA Select 50

TEAM LEADERS

Scoring	LJ Cryer (18.3 ppg)
Field-Goal Percentage	Ramon Walker Jr. (.769)
3-Point Field Goals	LJ Cryer (12)
Free Throw Percentage	Damian Dunn (.867)
Rebounding	Terrance Arceneaux (7.3 rpg)
Assists	Mylik Wilson (4.0 apg)
Blocks	Joseph Tugler (1.3 bpg)
Steals	Mylik Wilson (2.8 spg)

CULTURAL SITES VISITED

Sunday, Aug. 6	Sydney Opera House
Monday, Aug. 7	Manly Beach
Thursday, Aug. 10	Great Barrier Reef
Friday, Aug. 11	Melbourne Football Club Australian Rules Football Game
Sunday, Aug. 13	Melbourne Zoo
Monday, Aug. 14	Sydney Harbor

• For the third time under **Head Coach Kelvin Sampson**, the Cougars enjoyed an international trip, heading to Australia in August 2023.

• The 12-day trip featured four games in three cities and covered more than 17,000 air miles total with a 19.5-hour flight from San Francisco to Sydney.

• Under NCAA rules, teams are allowed one international trip every four years.

• Cougars began using their allowable 10 team practices inside Fertitta Center in late July before leaving Houston for Sydney on the afternoon of Aug. 4

• Houston opened its game schedule with a 93-52 win over East All-Stars in Sydney.

• Following a 99-65 loss to an Australia National Team which featured several NBA stars, the Cougars returned to the win column with back-to-back victories against Frankston Blues (109-56) and AUSA Select (88-50) with both of those games in Melbourne.

• In addition to the basketball competition, the Cougars enjoyed visits to Australian cultural sites, including the iconic Sydney Opera House, Manly Beach, an excursion to the Great Barrier Reef, a Melbourne Football Club Australian Rules Football Game, Melbourne Zoo and a cruise of Sydney Harbor.

• The Cougars returned to the Lone Star State on the afternoon of Aug. 15 with the start of classes less than a week later.



WELCOME to the HOUSTON COUGARS, JACE ABARCA



- **Jace Abarca** returns for his second season with the University of Houston Men's Basketball program as Head Ball Kid in 2023-24.

- Jace joined the Cougars in a special ceremony inside the Guy V. Lewis Development Facility prior to the 2022-23 season on Oct. 4, 2022.

- Sitting beside his parents, Yaneth and James, and with his two brothers, Jace signed his Cougars Letter of Intent in front of his new teammates, coaches and the University of Houston band and cheer members and media members.

- As part of his signing, Jace serves as the Head Ball Kid at all Houston home Men's Basketball games inside the Fertitta Center.

- Jace joined the Cougars as part of a partnership with Team IMPACT. He lives with lupus and kidney disorders. Lupus is an inflammatory disease in which the body's immune systems attacks its own tissues and organs.

- Jace loves to read and play video games, like Roblox and Fortnite. He also enjoys science, engineering and geography. Jace is a big fan of the TV show Chicago Med and loves to talk about medical things.

- Nine-year-old **Nicholas Hickey** was Houston Men's Basketball's first Team IMPACT signee in October 2017. Nicholas battled epilepsy, apraxia of speech and autism.



HOUSTON ATHLETICS & TEAM IMPACT

2022	Jace Abarca	Men's Basketball
	Emilia	Swimming and Diving
	Bella	Soccer
2021	Vinny Robins	Football
2017	Nicholas Hickey	Men's Basketball
	Zamya Sumling	Volleyball
2014	Maycie Gonzalez	Track & Field

- Houston Athletics has worked with Team IMPACT for the past 2+ years, matching children across its Men's Basketball, Football, Soccer and Swimming and Diving programs.



The University of Houston Men's and Women's Basketball programs began play in a new game arena during the 2018-19 season when the Fertitta Center officially opened with a 65-61 win over No. 18/21 Oregon on Dec. 1, 2018, in front of a sellout crowd of 7,039.

With the completion of the 2016-17 season, Hofheinz Pavilion underwent a \$60 million renovation. The renovation was made possible through a generous \$20 million donation from University of System Board of Regents Chairman Tilman J. Fertitta and his family in late August 2016.

The facility features a premium club area and a courtside club. The reconfigured bowl moved mid-court seating locations closer to game action with floor-level seating opposite the team benches for UH students. Renovations included a new audio system, sports lighting and video boards as well as new concession stands and expanded restrooms. The facility's exterior also was refreshed.

Prominent to the center's exterior, the renovation will preserve the legacy of the Hofheinz family and its contributions to both UH and the city of Houston.

QUICK FACTS

Name:	Fertitta Center
Location:	3422 Cullen Blvd. Corner of Cullen Boulevard and Holman Street on the UH campus
Capacity:	7,035
All-Time Record:	86-6 (.935)
All-Time Attendance:	568,772 (6,183 avg.)
First Game:	vs. #18/21 Oregon (Dec. 1, 2018)
First Win:	W, 65-61, vs. #18/21 Oregon (Dec. 1, 2018)
Current Streak:	15 wins (Jan. 28, 2023 – present)
Long Winning Streak:	37 games (Dec. 19, 2019 – Feb. 12, 2022)
Long Losing Streak:	1 (Jan. 22, 2023; Dec. 10, 2022; Feb. 12, 2022; Dec. 15, 2019; Nov. 15, 2019; March 2, 2019)
Renovation Cost:	\$60 million
Historic Donation:	\$20 million from UH System Board of Regents Chairman Tilman J. Fertitta and his family
Arena Amenities	Premium club area and courtside club Reconfigured bowl with mid-court seating closer to game action Floor-level seating opposite team benches for UH students New audio system, sports lighting and video boards New concession stands and expanded restrooms
Architects:	PGAL and AECOM
Project Manager:	Turner Construction

In December 2019, a statue of former Harris County Judge Roy Hofheinz was dedicated with members of his family outside the Fertitta Center Club lower entrance off Holman Street. Fans can learn more about Hofheinz and his contributions to the University, city and state at the Roy Hofheinz Wall, located on the concourse near Section 107.

The University of Houston will request that city officials rename a portion of Holman Street in front of the arena after the Hofheinz family. In addition, Roy Hofheinz's records will be permanently archived and publicly accessible as a special collection in the UH library, and the Alumni Center will house an area describing the lives and public service of Roy and Irene Hofheinz.

"This gift is personal. It represents a commitment from my family and me to support the University of Houston in its quest to strengthen our nationally competitive institution both in academics and athletics," Fertitta said. "Upgrading our athletics facilities shows we are serious about competing at the highest levels of collegiate sports for many years to come. I'm proud of where the University of Houston is today and I'm proud to make this investment in my university's future."



FERTITTA CENTER INDIVIDUAL RECORDS



FABIAN WHITE Jr.

GAMES PLAYED

UH (Career): 58, J'Wan Roberts (2019 –); Jamal Shead (2020 –)

UH (Season): 18 (16-2), Ja'Vier Francis, Tramon Mark, J'Wan Roberts, Marcus Sasser, Jamal Shead (2022-23)

WINS

UH (Career): 55, J'Wan Roberts (2019 –); Jamal Shead (2020-)

UH (Season): 16, Ja'Vier Francis, Tramon Mark, J'Wan Roberts, Marcus Sasser, Jamal Shead (2022-23)

WINNING PERCENTAGE (Career min. 20 games)

UH (Career): 1.000 (35-0), Ryan Elvin (2020 –); .962 (25-1), Emanuel Sharp (2021 –); .944 (34-2), Tramon Mark (2020-23);

UH (Season): 1.000 (15-0), Tramon Mark, Reggie Chaney (2020-21); 1.000 (14-0), J'Wan Roberts, Quentin Grimes, DeJon Jarreau, Brison Gresham (2020-21)

MINUTES PLAYED

UH: 41:09 (OT), Marcus Sasser, vs. Hofstra (11/9/21)
40:00, Kyler Edwards, vs. Tulane (2/2/22)

Opp: 45:00 (OT), Zach Cooks, vs. Hofstra (11/9/21)
40:00, Jaron Pierre Jr., vs. Wichita State (3/2/23)
40:00, Isiaha Mike, vs. SMU (3/7/19)

POINTS SCORED

UH: 33, Quentin Grimes, vs. WKU (2/25/21)

Opp: 31, Tyler Harris, vs. South Florida (1/11/23)

FIELD GOALS

UH: 12, Jamal Shead, vs. #25/25 Texas Tech (1/17/24)

Opp: 10, Kam Woods, North Carolina A&T (12/13/22)
10, Kareem Brewton, vs. Memphis (1/6/19)

FIELD GOAL ATTEMPTS

UH: 21, Fabian White Jr., vs. Cincinnati (3/1/22)

21, Quentin Grimes, vs. rv/- WKU (2/25/21)

Opp: 25, Jarron Cumberland, vs. #25/23 Cincinnati (2/10/19)

FIELD GOAL PERCENTAGE (min. 10 att.)

UH: 90.0 (9-10), J'Wan Roberts, vs. Tulane (2/22/23)

Opp: 76.9 (10-13), Kareem Brewton, vs. Memphis (1/6/19)

3-POINT FIELD GOALS

UH: 10, Cameron Tyson, vs. Our Lady of the Lake (2/6/21)

Opp: 6, Kerwin Walton, vs. #25/25 Texas Tech (1/17/24)

6, Landers Nolley II, Cincinnati (1/28/23)

6, Tyler Harris, vs. South Florida (1/11/23)

6, Tobi Enwuosho, vs. Alabama State (11/12/19)

3-POINT FIELD GOAL ATTEMPTS

UH: 18, Cameron Tyson, vs. Our Lady of the Lake (2/6/21)

Opp: 15, Omar Silverio, vs. Hofstra (11/9/21)

3-POINT FIELD GOAL PERCENTAGE (min. 5 made)

UH: 83.3 (5-6), Kyler Edwards, vs. rv/#25 Virginia (11/16/21)

Opp: 83.3 (5-6), Jahmal McMurray, vs. SMU (3/7/19)

FREE THROWS

UH: 14, Quentin Grimes, vs. South Carolina (12/5/20)

Opp: 10, Tristen Newton, vs. East Carolina (1/22/22)

10, Tobi Enwuosho, vs. Alabama State (11/12/19)

FREE THROW ATTEMPTS

UH: 15, Quentin Grimes, vs. South Carolina (12/5/20)

15, DeJon Jarreau, vs. UConn (1/23/20)

Opp: 14, Troymain Crosby, vs. Alcorn State (12/20/20)

WINNINGEST PLAYERS by Career Victories

Rk.	W-L	Player	Gms	Years
1.	55-3	J'Wan Roberts	58	2019 –
2.	55-3	Jamal Shead	58	2020 –
t3.	49-4	Marcus Sasser	53	2019-23
	49-4	Fabian White Jr.	53	2017-22
5.	45-3	Reggie Chaney	48	2020-23
6.	43-3	Brison Gresham	46	2018-21
7.	40-3	DeJon Jarreau	43	2018-21
t8.	35-0	Ryan Elvin	35	2020 –
t8	35-2	Ja'Vier Francis	37	2021 –
t8.	34-2	Tramon Mark	36	2020-23
11.	29-3	Nate Hinton	32	2018-20

WINNINGEST PLAYERS by Career Percentage (min. 20 games)

Rk.	W-L	Pct.	Player	Years
1.	35-0	1.000	Ryan Elvin	2020 –
2.	25-1	.962	Emanuel Sharp	2021 –
t3.	55-3	.948	J'Wan Roberts	2020 –
t3.	55-3	.948	Jamal Shead	2020 –
5.	35-2	.946	Ja'Vier Francis	2021 –
6.	34-2	.944	Tramon Mark	2020-23
7.	45-3	.938	Reggie Chaney	2020-23
8.	43-3	.935	Brison Gresham	2018-21
t9.	28-2	.933	Justin Gorham	2018-21
	28-2	.933	Quentin Grimes	2019-21
11.	40-3	.930	DeJon Jarreau	2018-21



MARCUS SASSER

FREE THROW PERCENTAGE (min. 10 att.)

UH: 100.0 (11-11), Emanuel Sharp, vs. Texas State (12/21/23)
100.0 (10-10), Nate Hinton, vs. Tulsa (2/19/20)

Opp: 83.3 (10-12), Tristen Newton, vs. East Carolina (1/22/22)

REBOUNDS

UH: 17, Justin Gorham, vs. SMU (1/31/20)

Opp: 13, Tacko Fall, vs. UCF (3/2/19)

ASSISTS

UH: 13, Jamal Shead, vs. Temple (3/3/22)

Opp: 9, David DeJulius, vs. Cincinnati (1/28/23)

STEALS

UH: 8, Jamal Shead, vs. Our Lady of the Lake (2/6/21)

Opp: 8, Sincere Carry, vs. Kent State (11/26/22)

BLOCKED SHOTS

UH: 6, Brison Gresham, vs. UTEP (12/19/19)

6, Chris Harris Jr., vs. Texas State (12/4/19)

Opp: 3, Viktor Lakhin, vs. Cincinnati (1/28/23)

3, Darius Johnson, vs. UCF (2/17/22)

3, Kadin Shedrick, vs. rv/#25 Virginia (11/16/21)

3, Jamille Reynolds, vs. UCF (1/17/21)

3, Bol Bol, vs. #18/21 Oregon (12/1/18)

TURNOVERS

UH: 7, DeJon Jarreau, vs. UConn (1/23/20)

Opp: 9, Stephan Swenson, vs. Stetson (11/13/23)



GUY V. LEWIS DEVELOPMENT FACILITY

Home of Houston Basketball

"I am proud and grateful that our administration recognized how important the Guy V. Lewis Development Facility is. We now have a place where our players can practice, work out, shoot, develop chemistry and improve their work ethics 24 hours a day, 365 days a year, with this facility. This is a game-changer."

Head Coach Kelvin Sampson

The University of Houston Men's Basketball program moved into its new home during the 2015-16 season following completion of construction of the Guy V. Lewis Development Facility.

The near-53,000-square-foot facility provides the environment that University of Houston Men's and Women's Basketball student-athletes need to excel throughout the season in all areas.

Named after 592-game winner and Hall of Fame Head Coach Guy V. Lewis, the Development Facility is located adjacent to Hofheinz Pavilion at the corner of Cullen Boulevard and Holman Street on the UH campus.

Construction on the \$25-million facility began in September 2014. Austin Commercial served as the construction manager for the project, which was designed by DLR Group and Page.

QUICK FACTS

Location:	Corner of Cullen Boulevard and Holman Street on UH campus
Construction Cost:	\$25 million
Size:	52,923 square feet
Dedicated:	April 3, 2016
Levels:	3
Level 1:	Dedicated practice courts for Men's and Women's Basketball programs with sports performance and sports medicine areas shared by both teams
Level 2:	Team areas, including locker room and academic/film rooms
Level 3:	Office space for Men's and Women's Basketball coaching/support staffs
Architects:	DLR Group and Page
Construction Manager:	Austin Commercial

The building was officially dedicated during NCAA Final Four Weekend in Houston on April 3, 2016, with Cougar and CBS Sports broadcasting great Jim Nantz serving as master of ceremonies

The first level houses a dedicated practice court for each team as well as sports performance and sports medicine areas, which are shared by both programs.

The second level features the teams' areas, which include locker room and academic/film theaters. The team rooms contain spacious, modern lockers, multiple video screens for television and video games and comfortable furniture.


The third level holds office space for both Men's and Women's Basketball coaching and support staffs.



THE UNIVERSITY OF HOUSTON



TIER ONE UNIVERSITY • RANKED ONE OF THE BEST COLLEGES IN THE U.S.



- Founded in 1927, the University of Houston empowers learning, discovery, leadership and engagement among 45,000+ students in one of the country's most diverse universities. UH alumni total more than 276,000 across time and more than 50 percent live in Houston and the Gulf Coast region.

- UH features world-renowned faculty within 15 academic colleges. We offer more than 300 undergraduate and graduate academic programs and award more than 9,000 degrees annually. The University also fulfills the needs of students beyond Houston by offering degree programs at the University of Houston at Sugar Land and University of Houston at Katy.

- UH is located in Houston, Texas, the nation's fourth-largest city, the energy capital of the world and home to the world's largest medical center. Our students regularly test their skills through internships with national and international companies based here, and our faculty routinely partner with businesses and government agencies through research.

- UH has the nation's only space architecture graduate program and the only Spanish-language creative writing program; it also has the first subsea engineering program in the U.S. UH's undergraduate entrepreneurship program consistently ranks among the top in the nation, and intellectual property and health law are among the top 10 law programs.

- Our nationally-ranked programs drive students to discover the multitude of academic resources that are available on-campus and online while our student-run organizations and athletics have something for everyone and connect students in authentic Coog culture. With more than 500 student organizations and 6,000 students living on campus in residence halls, apartments and townhouses, life at UH is active and lively.

- University of Houston faculty are renowned scholars with real-world experience who work closely with each student. The faculty includes 15 members of the National Academy of Engineering, four National Academy of Science members and a Nobel Laureate. From the Tony Award to the Nobel Peace Prize and back to the classroom, UH faculty makes things happen on campus and around the world.


- UH leads five nationally funded centers, comprising numerous collaborations with partner institutions and industry. Sponsored by nearly \$20 million in funding, these centers pioneer groundbreaking research in the areas of energy, materials, psychology, laser mapping and homeland security.

- UH is a home for big ideas. In 2017, UH ranked #1 in the nation among all public universities without medical schools in royalties from technology transfers. With more than \$22 million a year in royalties, UH has seen a 400 percent increase in patent income since 2010.

- The UH Technology Bridge boasts more than 30,000 square feet of incubator space and nearly 200,000 square feet of built-up space ideally suited for large laboratories, pilot scale facilities and light manufacturing. UH's innovation ecosystem allows entrepreneurial faculty, students and alumni to bring new discoveries into the market place or to establish partnerships to launch new companies.

uh.edu

RADIO/TV ROSTER




#1
JAMAL SHEAD
 G • 6-1 • 200 • Sr.-3L
 Manor, Texas
 @ j.uno1 X Thejshead



#2
CEDRIC LATH
 C • 6-9 • 265 • r-Fr.-RS
 Abidjan, Ivory Coast
 @ ced_lath X AguyCedric




#3
RAMON WALKER Jr.
 G • 6-4 • 210 • r-Jr.-2L
 Pearland, Texas
 @ ramonwalkerjr X ramonwalker04



#4
L.J. CRYER
 G • 6-1 • 190 • Sr.-TR
 Katy, Texas
 @ X ljcryer



#5
Ja'VIER FRANCIS
 F • 6-8 • 240 • Jr.-2L
 New Orleans, La.
 @ lahjay11 theJayFrancis10



#8
MYLIK WILSON
 G • 6-2 • 175 • r-Sr.-RS
 Rayville, La.
 @ m.w.13 X mylikw



#11
DAMIAN DUNN
 G • 6-5 • 205 • r-Sr.-TR
 Kinston, N.C.
 @ d.dunn2 X Dam1anKD



#12
JACOB McFARLAND
 C • 6-10 • 210 • Fr.-HS
 Moreno Valley, Calif.
 @ X jacobmcfarland



#13
J'WAN ROBERTS
 F • 6-7 • 235 • r-Sr.-3L
 St. Thomas, U.S. Virgin Islands
 @ jwann_13 X JwanRoberts13



#15
KORDELIUS JEFFERSON
 G • 6-1 • 200 • Fr.-HS
 Arlington, Texas
 @ X korrdel



#20
RYAN ELVIN
 G • 6-1 • 170 • Sr.-SQ
 Round Rock, Texas
 X ryanelvin12



#21
EMANUEL SHARP
 G • 6-3 • 205 • r-So.-1L
 Tampa, Fla.
 @ X emanuelsharp_



#23
TERRANCE ARCENEUX
 G • 6-5 • 205 • So.-1L
 Beaumont, Texas
 @ tarceneaux23 X TArceneaux21



#25
JOSEPH TUGLER
 F • 6-7 • 230 • Fr.-HS
 Houston, Texas
 @ josephTugler X joseph_tugler



KELVIN SAMPSON
 Head Coach
 10th Season at Houston
 35th Season Overall
 X CoachSampsonUH



KELLEN SAMPSON
 Assistant Coach
 10th Season at Houston
 14th Season Overall
 X kellenmsampson



QUANNAS WHITE
 Assistant Coach
 7th Season at Houston
 10th Season Overall
 X quannaswhite



K.C. BEARD
 Assistant Coach
 2nd Season (as Coach) at Houston
 5th Season (as Coach) Overall
 X CoachKCBeard1



KELVIN SAMPSON

Head Coach

10th Season at Houston • 35th Season Overall

247-76 Record at Houston • 747-346 Career Record

UNC Pembroke '78; Michigan State '80

CoachSampsonUH



- Ninth Men's Basketball head coach in University of Houston history

- Previously served as head coach at Indiana (2006-08); Oklahoma (1994-06); Washington State (1987-94) and Montana Tech (1981-85)

- 747-346 (.683) career record in 34+ seasons; 247-76 (.765) record in 9+ seasons at Houston

- 33rd coach (with 10+ years in NCAA Division I) to record 700 wins in career

- One of 16 coaches in NCAA history to lead 2+ different schools to NCAA Final Fours (1 – Oklahoma • 1 – Houston)

- One of 10 coaches in NCAA history to lead 3+ different schools to NCAA Tournament wins (11 – Oklahoma • 1 – Indiana • 3 – Houston)

- One of 15 coaches in NCAA history to lead 4+ different schools to NCAA Tournament (1 – Washington State • 11 – Oklahoma • 1 – Indiana • 2 – Houston)

- Veteran of 25 postseason tournaments (18 NCAA, 4 NIT, 3 NAIA District 12 playoffs) includes 2 NCAA Final Four (2021, 2002) • 2 Elite Eight (2022, 2003) 3 Sweet 16 (2023, 2019, 1999) 3 Second Round (2018, 2007, 2005) • 2 NIT Second Round (2004, 1992)

- Second-winningest coach in Houston history (247)... Ranks as Houston's career leader in winning percentage (.765)

- Only coach in Houston history to lead Cougars to five, six, seven and eight consecutive 20-win seasons

- Seven conference regular-season championships (2022-23 The American • 2021-22 The American • 2019-20 The American • 2018-19 The American • 2004-05 Big 12 • 1984-85 Frontier • 1983-84 Frontier)

- Eight conference tournament championships (2022, 2021 The American • 2003, 2002, 2001 Big 12 1985, 1984, 1983 Frontier)

- Six National Coach of the Year awards (2022 CBS Sports • 2022 Ben Jobe • 2021 John McLendon Award • 2019 Clarence "Big House" Gaines • 2002 NABC • 1995 Associated Press)

- Seven District Coach of the Year awards (2023 USBWA District VII, 2023, 2022 NABC District 24 • 2019, 2018 NABC District 25 1992, 1991 Kodak District 14)

- Eight Conference Coach of the Year awards from four leagues (2023, 2022, 2019, 2018 The American • 1995 Big Eight 1991 PAC-10 • 1985, 1983 Frontier)

- One Texas College Coach of the Year award (2022 [Dave Campbell's Texas Basketball])

- Worked for six years in the NBA coaching ranks (2011-14 • Houston Rockets 2008-11 • Milwaukee Bucks)

- 15 NBA Draft picks Seven NBA Draft First-Round selections

- He and his wife, Karen, have a daughter, Lauren, who is the Cougars' director of operations; a son, Kellen, who is an assistant coach at Houston; a granddaughter, Maisy Jade; and a grandson, Kylan Ned (children of Tonya and Kellen Sampson)

KELVIN SAMPSON'S YEAR-BY-YEAR RECORD

Year	[- Overall -] Record Pct.		[- Conference -] Record Pct. Finish		Conf.	Tourn	Notes	Postseason
Montana Tech (73-45 • 31-29 Frontier Conference • 3 NAIA District 12 [2-3])								
<i>Served as acting head coach on Jan. 1, 1981 • Totals not included above and below</i>								
1980-81	2-14	.125	2-11	.154				
<i>Became permanent head coach on March 14, 1981</i>								
1981-82	7-20	.259	0-15	.000				
1982-83	22-9	.710	9-6	.600			Frontier Conference Tournament Champions NAIA District 12 Playoffs (1-1) Frontier Conference Coach of the Year	
1983-84	22-9	.710	10-5	.667	1st		Frontier Conference Champions NAIA District 12 Playoffs (1-1) Frontier Conference Tournament Champions	
1984-85	22-7	.759	12-3	.800	1st		Frontier Conference Champions NAIA District 12 Playoffs (0-1) Frontier Conference Tournament Champions Frontier Conference Coach of the Year	
Washington State (103-103 • 48-78 Pac-10 • 1 NCAA [0-1] • 1 NIT [1-1])								
1987-88	13-16	.448	7-11	.389	6th	1-1		
1988-89	10-19	.345	4-14	.222	8th	1-1		
1989-90	7-22	.241	1-17	.056	10th	0-1		
1990-91	16-12	.571	8-10	.444	6th		PAC-10 Coach of the Year Kodak District 14 Coach of the Year	
1991-92	22-11	.667	9-9	.500	t-5th		Kodak District 14 Coach of the Year	NIT Second Round (1-1)
1992-93	15-12	.556	9-9	.500	t-5th			
1993-94	20-11	.645	10-8	.556	t-4th			NCAA First Round (0-1)
Oklahoma (281-107 • 129-59 Big Eight/Big 12 • 11 NCAA [10-11] • 1 NIT [1-1])								
1994-95	23-9	.719	9-5	.643	3rd	1-1	AP National Coach of the Year Big Eight Coach of the Year	NCAA First Round (0-1)
1995-96	18-12	.600	8-6	.571	3rd	2-1		NCAA First Round (0-1)
1996-97	20-10	.667	10-6	.625	5th	2-1		NCAA First Round (0-1)
1997-98	22-11	.667	11-5	.688	t-2nd	0-1		NCAA First Round (0-1)
1998-99	22-11	.667	11-5	.688	t-2nd	2-1		NCAA Sweet 16 (2-1)
1999-00	27-7	.794	12-4	.750	t-3rd	2-1		NCAA Second Round (0-1)
2000-01	26-7	.788	12-4	.750	t-2nd	3-0	Big 12 Tournament Champions	NCAA First Round (0-1)
2001-02	31-5	.861	13-3	.813	2nd	3-0	Big 12 Tournament Champions NABC National Coach of the Year	NCAA Final Four (4-1)
2002-03	27-7	.794	12-4	.750	3rd	3-0	Big 12 Tournament Champions	NCAA Elite Eight (3-1)
2003-04	20-11	.645	8-8	.500	7th	1-1		NIT Second Round (1-1)
2004-05	25-8	.758	12-4	.750	t-1st	1-1	Big 12 Champions	NCAA Second Round (1-1)
2005-06	20-9	.690	11-5	.688	3rd	0-1		NCAA First Round (0-1)
Indiana (43-15 • 21-8 Big Ten • 1 NCAA [1-1])								
2006-07	21-11	.656	10-6	.625	3rd	0-1		NCAA Second Round (1-1)
2007-08	22-4	.846	11-2	.846				
Houston (247-76 • 2-2 Big 12 • 117-44 The American • 5 NCAA [12-5] • 2 NIT [0-2])								
2014-15	13-19	.406	4-14	.222	10th	1-1		
2015-16	22-10	.688	12-6	.667	t-3rd	0-1		NIT First Round (0-1)
2016-17	21-11	.656	12-6	.667	3rd	0-1		NIT First Round (0-1)
2017-18	27-8	.771	14-4	.778	t-2nd	2-1	The American Coach of the Year NABC District 25 Coach of the Year	NCAA Second Round (1-1)
2018-19	33-4	.892	16-2	.889	1st	2-1	The American Champions Clarence "Big House" Gaines National Coach of the Year The American Coach of the Year NABC District 25 Coach of the Year	NCAA Sweet 16 (2-1)
2019-20	23-8	.742	13-5	.722	t-1st	COVID-19	The American Champions Coach of the Year (Houston Sports Awards)	No Tournament – COVID
2020-21	28-4	.875	14-3	.824	2nd	3-0	The American Tournament Champions Coach of the Year (Houston Sports Awards) John McLendon Award	NCAA Final Four (4-1)
2021-22	32-6	.842	15-3	.833	1st	3-0	The American Champions The American Tournament Champions CBS Sports National Coach of the Year Ben Jobe Award The American Coach of the Year NABC District 24 Coach of the Year Texas Coach of the Year (Dave Campbell's Texas Basketball)	NCAA Elite Eight (3-1)
2022-23	33-4	.892	17-1	.944	1st	2-1	The American Champions The American Coach of the Year NABC District 24 Coach of the Year USBWA District VII Coach of the Year	NCAA Sweet 16 (2-1)
2023-24	15-2	.882	2-2	.500				
34+ yrs	747-346	.683	348-220	.613	7 – 1st	35-20	7 Conference Championships 6 Conference Tournament titles 6 National Coach of the Year awards 8 Conference Coach of the Year awards 7 District Coach of the Year awards 2 Houston Sports Awards Coach of the Year	18 NCAAAs (23-18) 4 NITs (2-4) 3 NAIA District 12 (2-3)
	4 30-win seasons 26 20-win seasons 20 20-win seasons in last 21 yrs.				13 – Top 2 21 – Top 3			

KELVIN SAMPSON • RECORD vs. OPPONENTS

Team	Overall	Houston	Indiana	Oklahoma	Washington State	Montana Tech
Abilene Christian	1-0	1-0	---	---	---	---
Akron	0-1	0-1	---	---	---	---
Alabama	3-5	0-2	---	2-1	1-2	---
Alabama A&M	1-0	1-0	---	---	---	---
Alabama State	2-0	1-0	---	1-0	---	---
Alaska-Anchorage	2-0	---	---	---	2-0	---
Alberta	1-0	---	---	---	---	1-0
Alcorn State	4-0	2-0	---	1-0	1-0	---
American-Puerto Rico	1-0	---	---	1-0	---	---
Appalachian State	0-1	---	---	---	0-1	---
Arizona	3-15	1-0	---	2-0	0-15	---
Arizona State	8-6	---	---	---	8-6	---
Arkansas	4-2	0-1	---	4-1	---	---
Arkansas State	1-0	---	---	1-0	---	---
Arkansas-Pine Bluff	2-1	0-1	---	2-0	---	---
Auburn	1-0	1-0	---	---	---	---
Azusa Pacific	1-0	---	---	---	1-0	---
Ball State	1-0	---	1-0	---	---	---
Baylor	22-1	0-1	---	22-0	---	---
Belmont	1-0	---	---	1-0	---	---
Bethune-Cookman	1-0	---	---	1-0	---	---
Binghamton	1-0	---	---	1-0	---	---
Boise State	1-1	1-1	---	---	---	---
Boston	1-0	---	---	1-0	---	---
Bryant	1-0	1-0	---	---	---	---
Butler	2-2	1-0	0-1	1-1	---	---
BYU	1-2	1-1	---	---	0-1	---
BYU-Hawai'i	2-0	---	---	---	2-0	---
Boston College	0-1	---	---	---	0-1	---
Cal State Northridge	2-0	---	---	1-0	1-0	---
Calgary	0-2	---	---	---	---	0-2
California	9-7	---	---	2-0	7-7	---
Carroll College	9-5	---	---	---	---	8-4
Centenary	1-1	---	---	1-0	0-1	---
Central Connecticut State	2-0	---	---	1-0	1-0	---
Central Michigan	1-0	---	---	1-0	---	---
Chadron State	1-0	---	---	---	---	1-0
Charlotte	2-0	---	1-0	1-0	---	---
Chattanooga	1-0	---	1-0	---	---	---
Chicago State	2-0	---	2-0	---	---	---
Cincinnati	13-11	13-9	---	0-2	---	---
Cleveland State	1-0	1-0	1-0	---	---	---
College of Idaho	3-3	---	---	---	---	3-3
Colorado	4-3	---	---	14-3	---	---
Coppin State	11-0	1-0	1-0	8-0	1-0	---
Cornell	1-0	1-0	---	---	---	---
Dayton	1-0	1-0	---	---	---	---
Delaware State	2-0	---	---	1-0	1-0	---
Drexel	1-1	0-1	---	1-0	---	---
Duke	0-2	---	0-1	0-1	---	---
East Carolina	12-2	12-2	---	---	---	---
Eastern Kentucky	1-0	---	---	---	1-0	---
Eastern Illinois	2-0	2-0	---	1-0	---	---
Eastern Michigan	1-0	---	---	---	1-0	---
Eastern Oregon State	3-0	---	---	---	---	3-0
Eastern Washington	6-0	---	---	1-0	5-0	---
Fairfield	1-0	1-0	---	---	---	---
Florida	0-1	---	---	0-1	---	---
Florida A&M	3-0	1-0	---	1-0	1-0	---
Florida Atlantic	1-0	---	---	1-0	---	---
Fresno State	1-1	---	---	---	1-1	---
George Mason	1-0	1-0	---	---	---	---
George Washington	1-0	---	---	1-0	---	---
Georgia Southern	1-0	---	---	1-0	---	---
Georgia State	2-0	1-0	---	1-0	---	---
Georgia Tech	2-3	1-1	1-0	0-2	---	---
Gonzaga	1-1	---	1-0	---	0-1	---
Grand Canyon	0-1	0-1	---	---	---	---
Great Falls	7-10	---	---	---	---	6-8
Hartford	1-0	---	---	1-0	---	---
Harvard	0-2	0-2	---	---	---	---
Hawai'i	1-0	---	---	---	1-0	---
Hawai'i-Hilo	1-0	---	---	1-0	---	---
Hawai'i-Pacific	1-0	---	---	---	1-0	---
High Point	2-0	---	---	2-0	---	---
Hofstra	1-0	1-0	---	---	---	---
Houston Baptist	2-0	2-0	---	---	---	---
Idaho	3-5	---	---	---	3-5	---
Illinois	4-2	1-0	3-2	---	---	---
Illinois State	1-0	---	1-0	---	---	---
Illinois-Chicago	1-0	---	---	1-0	---	---
Indiana	0-4	---	---	0-2	0-2	---
Indiana State	2-1	---	1-0	0-1	1-0	---
Iowa	3-1	---	3-1	---	---	---
Iowa State	9-7	0-1	---	9-6	---	---

Team	Overall	Houston	Indiana	Oklahoma	Washington State	Montana Tech
IUPUI	1-0	---	1-0	---	---	---
Jackson State	6-0	1-0	---	4-0	1-0	---
Jamestown	1-0	---	---	---	---	1-0
Kansas	6-11	---	---	6-11	---	---
Kansas State	11-4	---	---	11-4	---	---
Kent State	1-0	1-0	---	---	---	---
Kentucky	1-2	0-1	1-1	---	---	---
La Salle	1-0	---	---	1-0	---	---
Lafayette	1-0	---	1-0	---	---	---
Lake Region College	1-0	---	---	---	---	1-0
Lamar	3-0	2-0	---	1-0	---	---
Lethbridge	5-0	---	---	---	---	5-0
Lewis-Clark State	0-2	---	---	---	---	0-2
Liberty	2-0	2-0	---	---	---	---
Longwood	1-0	---	1-0	---	---	---
Louisiana	2-0	1-0	---	---	1-0	---
Louisiana Tech	1-0	---	---	1-0	---	---
LSU	3-2	2-2	---	1-0	---	---
Manhattan	0-1	---	---	0-1	---	---
Marquette	1-0	---	---	---	1-0	---
Mary College	2-1	---	---	---	---	2-1
Maryland	1-1	---	---	1-1	---	---
McNeese	2-0	2-0	---	---	---	---
Memphis	9-10	9-8	---	0-2	---	---
Mesa State	0-1	---	---	---	---	0-1
Miami (Fla.)	0-1	0-1	---	---	---	---
Michigan	2-3	0-1	2-1	0-1	---	---
Michigan State	5-4	---	2-1	2-2	1-1	---
Minnesota	4-0	---	2-0	1-0	1-0	---
Minot State	2-0	---	---	---	---	2-0
Mississippi	1-2	---	---	1-2	---	---
Mississippi State	0-3	---	---	0-3	---	---
Mississippi Valley State	1-0	1-0	---	---	---	---
Missouri	13-9	---	---	13-9	---	---
Missouri State	1-0	---	---	1-0	---	---
Monmouth	1-0	---	---	---	1-0	---
Montana	1-0	1-0	---	---	---	---
Montana State	2-0	---	---	2-0	---	---
Morgan State	2-0	2-0	---	---	---	---
Mount St. Mary's	2-0	---	---	2-0	---	---
Murray State	2-1	2-0	---	0-1	---	---
NC State	0-1	---	---	0-1	---	---
Nebraska	11-5	---	---	11-5	---	---
Nebraska Wesleyan	1-0	---	---	---	---	1-0
New Mexico	0-1	---	---	---	0-1	---
New Mexico Highlands	1-0	---	---	---	---	1-0
New Orleans	1-0	1-0	---	---	---	---
Niagara	1-0	---	---	1-0	---	---
Nicholls	4-0	1-0	---	3-0	---	---
NJIT	1-0	1-0	---	---	---	---
North Carolina A&T	1-0	1-0	---	---	---	---
North Carolina Central	1-0	1-0	---	---	---	---
North Florida	1-0	1-0	---	---	---	---
North Texas	2-0	---	---	2-0	---	---
Norfolk State	1-0	1-0	---	---	---	---
Northern Colorado	2-0	1-0	---	1-0	---	---
Northern Kentucky	1-0	1-0	---	---	---	---
Northern Montana	8-8	---	---	---	---	8-5
Northern State	0-2	---	---	---	---	0-2
Northwest Nazarene	3-3	---	---	---	---	3-3
Northwestern	2-0	---	2-0	---	---	---
Northwestern State	3-0	2-0	---	1-0	---	---
Ohio	1-0	---	---	---	1-0	---
Ohio State	2-1	1-0	1-1	---	---	---
Oklahoma	0-0	---	---	---	---	---
Oklahoma Baptist	1-0	---	---	---	1-0	---
Oklahoma State	14-15	2-1	---	12-14	---	---
Oral Roberts	8-0	1-0	---	6-0	1-0	---
Oregon	10-9	3-1	---	---	7-8	---
Oregon State	9-8	1-0	---	1-0	7-8	---
Oregon Tech	1-0	---	---	---	---	1-0
Our Lady of the Lake	1-0	1-0	---	---	---	---
Penn	1-0	1-0	---	---	---	---
Penn State	3-0	---	3-0	---	---	---
Pittsburg State	1-0	---	---	---	1-0	---
Portland	2-1	1-0	---	---	1-1	---
Prairie View A&M	6-0	3-0	---	2-0	1-0	---
Princeton	3-0	---	---	2-0	1-0	---
Providence	1-0	1-0	---	---	---	---
Purdue	6-2	---	2-1	4-1	---	---
Regina	1-0	---	---	---	---	1-0
Rhode Island	1-1	1-1	---	---	---	---
Rice	5-0	5-0	---	---	---	---
Rocky Mountain	6-10	---	---	---	---	6-7
Rutgers	1-0	1-0	---	---	---	---

KELVIN SAMPSON • RECORD vs. OPPONENTS

Team	Overall	Houston	Indiana	Oklahoma	Washington State	Montana Tech
Sacramento State	3-0	---	---	---	3-0	---
St. John's	0-0	---	---	---	---	---
Saint Joseph's	1-0	1-0	---	---	---	---
Saint Louis	2-0	2-0	---	---	---	---
Saint Mary's (Calif.)	1-0	1-0	---	---	---	---
Sam Houston State	2-0	---	---	2-0	---	---
Samford	1-0	---	---	1-0	---	---
San Diego	1-0	---	---	1-0	---	---
San Diego State	2-0	1-0	---	---	1-0	---
San Francisco State	1-0	---	---	---	1-0	---
San Jose State	1-1	---	---	---	1-1	---
Seattle	2-0	---	---	---	1-0	1-0
Simon Fraser	1-0	---	---	---	1-0	---
SMU	15-7	11-7	---	4-0	---	---
South Carolina	2-0	2-0	---	---	---	---
South Carolina State	1-1	0-1	---	1-0	---	---
South Dakota	1-0	1-0	---	---	---	---
South Florida	14-2	14-2	---	---	---	---
Southeast Missouri State	1-0	---	---	1-0	---	---
Southern	1-0	---	---	1-0	---	---
Southern Alberta Tech	3-0	---	---	---	---	3-0
Southern Illinois	2-0	---	2-0	---	---	---
Southern Utah	1-0	---	---	---	1-0	---
St. Bonaventure	1-0	---	---	1-0	---	---
Stanford	6-9	---	---	0-1	6-8	---
Stephen F. Austin	0-1	---	---	---	0-1	---
Stetson	1-0	1-0	---	---	---	---
Syracuse	1-1	1-0	---	0-1	---	---
Temple	11-5	11-4	---	0-1	---	---
Tennessee	0-1	---	---	---	0-1	---
TCU	0-1	0-1	---	---	---	---
Tennessee State	1-0	---	1-0	---	---	---
Texas	18-9	---	---	18-9	---	---
Texas A&M	21-1	1-0	---	20-1	---	---
Texas A&M-Corpus Christi	1-0	1-0	---	---	---	---
Texas Southern	4-0	1-0	---	2-0	1-0	---
Texas State	5-0	3-0	---	2-0	---	---
Texas Tech	19-7	3-0	---	16-7	---	---
Towson	1-0	1-0	---	---	---	---
Trinity Western	1-0	---	---	---	---	1-0
Tulane	18-3	17-3	---	1-0	---	---
Tulsa	15-7	11-6	---	4-1	---	---
UAB	1-0	1-0	---	---	---	---
UALR	1-0	---	---	1-0	---	---
UC Irvine	3-0	---	---	3-0	---	---
UC San Diego	1-0	---	---	---	1-0	---
UCF	13-4	13-4	---	---	---	---
UCLA	2-14	---	0-1	---	2-13	---
UConn	12-5	8-3	1-1	3-1	---	---
UIW	1-0	1-0	---	---	---	---
ULM	4-0	2-0	---	2-0	---	---
UNC Asheville	1-0	---	---	1-0	---	---
UNC Wilmington	1-0	---	1-0	---	---	---
USC	6-9	---	---	---	6-9	---
UT Arlington	2-0	1-0	---	1-0	---	---
UT Rio Grande Valley	6-0	4-0	---	2-0	---	---
Utah	1-1	1-0	---	0-1	---	---
Utah State	1-0	1-0	---	---	---	---
UTEP	1-0	1-0	---	---	---	---
UTSA	1-0	---	---	1-0	---	---
Valley City State	1-0	---	---	---	---	1-0
Vermont	1-0	1-0	---	---	---	---
Villanova	0-2	0-1	---	0-1	---	---
Virginia	2-0	2-0	---	---	---	---
Wake Forest	1-0	1-0	---	---	---	---
Warner Pacific	1-0	---	---	---	---	1-0
Washington	8-8	---	---	0-1	7-7	---
West Virginia	1-1	1-0	---	0-1	---	---
Western Carolina	2-0	---	1-0	1-0	---	---
Western Illinois	2-0	---	1-0	1-0	---	---
Western Montana	12-5	---	---	---	---	12-2
Western Michigan	1-0	---	1-0	---	---	---
Western New Mexico	0-1	---	---	---	---	0-1
Whitman College of Walla Walla	0-1	---	---	---	---	0-1
Whitworth	0-2	---	---	---	---	0-1
Wichita State	10-2	10-2	---	---	---	---
Winthrop	1-0	---	---	1-0	---	---
Wisconsin	3-5	0-1	1-2	0-1	2-1	---
Wisconsin-Milwaukee	0-1	---	---	0-1	---	---
Wisconsin-Stout	0-1	---	---	---	---	---
WKU	2-0	---	---	1-0	---	---
Wyoming	1-0	1-0	---	---	---	---
Xavier	2-1	1-0	0-1	1-0	---	---
Totals	747-346	247-76	43-15	281-107	103-103	73-45

NCAA WINNINGEST COACHES (10+ years at NCAA Division I level)

Red Bold indicates coaches with **Houston** ties • Bold indicates active coaches • through games of Jan. 18, 2024

Rk.	Coach	Wins	Losses	Pct.	School (Years)
1.	Mike Krzyzewski	1,202	368	.766	Duke (1980-22); Army West Point (1975-80)
2.	Jim Boeheim	1,015	441	.697	Syracuse (1976-23)
3.	Bob Huggins	935	414	.693	West Virginia (2007-23); Kansas State (2006-07); Cincinnati (1989-05); Akron (1984-89); Walsh (1980-83)
4.	Jim Calhoun	920	397	.699	St. Joseph's (Conn.) (2018-21); UConn (1986-2012); Northeastern (1972-86)
5.	Roy Williams	903	264	.774	North Carolina (2003-22); Kansas (1988-03)
6.	Bob Knight	902	371	.709	Texas Tech (2001-08); Indiana (1972-00); Army West Point (1965-72)
7.	Dean Smith	879	254	.776	North Carolina (1961-97)
8.	Adolph Rupp	876	190	.822	Kentucky (1930-72)
9.	Cliff Ellis	831	565	.595	Coastal Carolina (2007 – present); Auburn (1994-04); Clemson (1984-94); South Alabama (1975-84)
10.	Jim Phelan	830	524	.613	Mount St. Mary's (1954-2003)
11.	Rollie Massimino	816	462	.638	Keiser (2006-17); Cleveland State (1996-03); UNLV (1992-94); Villanova (1973-92); Stony Brook (1969-71)
t11.	Bill Self	806	239	.771	Kansas (2003 – present); Illinois (2000-03); Tulsa (1997-00); Oral Roberts (1993-97)
t12.	Eddie Sutton	806	326	.712	San Francisco (2007-08); Oklahoma State (1990-06); Kentucky (1985-89); Arkansas (1974-85); Creighton (1969-74)
t13.	Rick Byrd	805	403	.666	Belmont (1986-21); Lincoln Memorial (1983-86); Maryville (Tenn.) (1978-80)
15.	John Calipari	803	254	.760	Kentucky (2009 – present); Memphis (2000-09); UMass (1988-96)
16.	Rick Barnes	792	410	.659	Tennessee (2015 – present); Texas (1998-15); Clemson (1994-98); Providence (1988-94); George Mason (1987-88)
17.	Lefty Driesell	786	394	.666	Maryland (1969-86); James Madison (1988-97); Georgia State (1997-03); Davidson (1960-69)
18.	Lute Olson	781	279	.737	Arizona (1983-07); Iowa (1974-83); Long Beach State (1973-74)
19.	Lou Henson	779	412	.654	New Mexico State (1997-2005); Illinois (1975-96); New Mexico State (1966-75); Hardin-Simmons (1962-66)
20.	Bo Ryan	762	241	.760	Wisconsin (2001-16); Milwaukee (1999-01); Wisconsin-Platteville (1984-99)
21.	Ed Diddle	759	302	.715	Western Kentucky (1922-64)
22.	Henry Iba	755	340	.689	Oklahoma State (1934-70); Colorado (1933-34); Northwest Missouri State (1929-33)
23.	John Beilein	754	425	.640	Michigan (2007-19); West Virginia (2002-07); Richmond (1997-02); Canisius (1992-97); Le Moyne (1983-92); Nazareth (1982-83)
24.	Kelvin Sampson	747	346	.683	Houston (2014 – present); Indiana (2006-08); Oklahoma (1994-06); Washington State (1987-94); Montana Tech (1981-85)
25.	Phog Allen	746	264	.739	Kansas (1907-09, 1919-56); Central Missouri (1912-19); Haskell (1908-09); Baker (1905-08)
26.	Dana Altman	744	386	.658	Oregon (2010 – present); Creighton (1994-10); Kansas State (1990-94); Marshall (1989-90)
27.	John Chaney	741	312	.704	Temple (1982-06)
28.	Jim Larranaga	737	488	.602	Miami (Fla.) (2011 – present); George Mason (1997-11); Bowling Green (1986-97); American International (1977-79)
t29.	Jerry Tarkanian	729	201	.784	Fresno State (1995-02); UNLV (1973-92); Long Beach State (1968-73)
t29.	Norm Stewart	729	373	.662	Missouri (1967-99); Northern Iowa (1961-67)
31.	Ray Meyer	724	354	.672	DePaul (1942-84)
t32.	Rick Pitino	723	296	.710	St. John's (2023 – present); Iona (2020-23) Louisville (2001-17); Kentucky (1989-97); Providence (1985-87); Boston University (1978-83); Hawai'i (1975-76)
t32.	Jerry Slocum	723	556	.565	Youngtown State (2005-17); Gannon (1996-05); Geneva (1987-96); Nyack (1975-87)
34.	Don Haskins	719	353	.671	UTEP (1961-99)
35.	Larry Hunter	702	453	.608	Western Carolina (2005-18); Ohio (1989-2001); Wittenberg (1976-89)
36.	Mark Few	700	140	.833	Gonzaga (2000 – present)
37.	Tom Izzo	698	287	.709	Michigan State (1996 – present)
38.	Greg Kampe	687	533	.563	Oakland (1984 – present)
39.	Mike Montgomery	677	317	.681	California (2008-14); Stanford (1986-04); Montana (1978-86)
40.	Denny Crum	675	295	.696	Louisville (1971-01)
41.	Lon Kruger	674	432	.609	Oklahoma (2011-21); UNLV (2004-11); Illinois (1996-00); Florida (1990-96); Kansas State (1986-90); UTRGV (1982-86)
42.	Steve Alford	672	352	.656	Nevada (2019 – present); UCLA (2014-19); New Mexico (2008-13); Iowa (2000-07); Missouri State (1996-99); Manchester (1992-95)
43.	Gary Williams	668	380	.637	Maryland (1989-11); Ohio State (1986-89); Boston College (1982-86); American (1978-82)
44.	John Wooden	664	162	.804	UCLA (1948-75); Indiana State (1946-48)
45.	Ralph Miller	657	382	.632	Oregon State (1970-89); Iowa (1964-70); Wichita State (1951-64)
46.	Bruce Pearl	650	258	.716	Auburn (2015 – present); Tennessee (2006-11); Milwaukee (2002-05); Southern Indiana (1993-01)
47.	Tom Penders	649	437	.598	Houston (2004-10); George Washington (1998-2001); Texas (1988-98); Rhode Island (1986-88); Fordham (1978-86); Columbia (1974-78); Tufts (1971-74)
48.	Gene Bartow	647	353	.647	UAB (1978-96); UCLA (1975-77); Illinois (1974-75); Memphis (1970-74); Valparaiso (1964-70); Central Missouri (1961-64)
49.	Tubby Smith	642	370	.634	High Point (2018-22); Memphis (2016-18); Texas Tech (2013-16); Minnesota (2007-13); Kentucky (1997-2007); Georgia (1995-97); Tulsa (1991-95)
t50.	Jay Wright	641	281	.695	Villanova (2002-22); Hofstra (1995-01)
t50.	Billy Tubbs	641	340	.653	Lamar (2003-06); TCU (1994-02); Oklahoma (1980-94); Lamar (1976-80); Southwestern (Texas) (1971-73)
t52.	Homer Drew	640	427	.600	Valparaiso (1988-11); Indiana-South Bend (1987-88); Bethel (Ind.) (1976-87);
53.	Marv Harshman	637	444	.589	Washington State (1958-71); Washington (1971-85); Pacific Lutheran (1945-58)
54.	Bob McKillop	634	383	.623	Davidson (1990-22)
55.	Hugh Durham	633	429	.596	Jacksonville (1997-05); Georgia (1978-95); Florida State (1966-78)
56.	Norm Sloan	624	393	.614	NC State (1966-80); Florida (1960-89); The Citadel (1956-60); Presbyterian (1951-55)
57.	Stew Morrill	620	294	.678	Utah State (1998-15); Colorado State (1991-98); Montana (1986-91)
58.	Leonard Hamilton	616	480	.562	Florida State (2002 – present); Miami (Fla.) (1990-00); Oklahoma State (1986-90)
59.	Ben Braun	615	517	.543	Rice (2008-14); California (1996-08); Eastern Michigan (1985-96); Siena Heights (1977-85)
60.	Bob Hoffman	607	368	.623	Central Oklahoma (2019 – present); Mercer (2008-19); UT Rio Grande Valley (1999-04); Oklahoma Baptist (1990-99)
61.	Fran Dunphy	605	352	.632	La Salle (2022 – present); Temple (2006-19); Penn (1989-06)
62.	Slats Gill	599	393	.604	Oregon State (1928-64)
63.	Tom Davis	598	355	.627	Drake (2003-07); Iowa (1986-99); Stanford (1982-86); Boston College (1977-82); Lafayette (1971-77)
64.	Abe Lemons	597	344	.634	Texas (1976-82); UTRGV (1973-76); Oklahoma City (1955-73)
65.	John Thompson	596	239	.714	Georgetown (1972-99)
66.	Greg McDermott	593	350	.629	Creighton (2010 – present); Iowa State (2006-10); Northern Iowa (2001-06); North Dakota State (2000-01); Wayne State (Neb.) (1994-00)
67.	Guy V. Lewis	592	279	.680	Houston (1956-86)
t68.	Danny Kaspar	584	302	.659	Texas State (2014-20); Stephen F. Austin (2001-13); UIW (1992-00)
t68.	Tony Shaver	584	389	.600	William & Mary (2004-19); Hampden-Sydney (1987-03)
t70.	Mike Brey	582	332	.637	Notre Dame (2001-23); Delaware (1995-00)



2018-19
American Athletic Conference
Regular Season



2020-21
American Athletic Conference
Tournament



2021
NCAA Tournament
Final Four
Midwest Regional
Championship



2021-22
American Athletic Conference
Regular Season



2021-22
American Athletic Conference
Tournament



2022-23
American Athletic Conference
Regular Season

COACHES who LED THREE SCHOOLS to NCAA FINAL FOUR (2)

Coach	1st School	2nd School	3rd School
Rick Pitino	Providence	Kentucky	Louisville
John Calipari	UMass	Memphis	Kentucky

COACHES who LED TWO SCHOOLS to NCAA FINAL FOUR (15)

Coach	1st School	2nd School
Kelvin Sampson	Oklahoma	Houston
Forddy Anderson	Bradley	Michigan State
Gene Bartow	Memphis	UCLA
Larry Brown	UCLA	Kansas
Hugh Durham	Florida State	Georgia
Jack Gardner	Kansas State	Utah
Lou Henson	New Mexico State	Illinois
Bob Huggins	Cincinnati	West Virginia
Lon Kruger	Florida	Oklahoma
Jim Larranaga	George Mason	Miami (Fla.)
Frank McGuire	St. John's	North Carolina
Lute Olson	Iowa	Arizona
Lee Rose	Charlotte	Purdue
Eddie Sutton	Arkansas	Oklahoma State
Roy Williams	Kansas	North Carolina

COACHES who LED FIVE SCHOOLS to NCAA TOURNAMENT WINS (1)

Coach	1st School	2nd School	3rd School	4th School	5th School
Lon Kruger	Kansas State	Florida	Illinois	UNLV	Oklahoma

COACHES who LED FOUR SCHOOLS to NCAA TOURNAMENT WINS (3)

Coach	1st School	2nd School	3rd School	4th School
Steve Alford	Missouri State	Iowa	New Mexico	UCLA
Eddie Sutton	Creighton	Arkansas	Kentucky	Oklahoma State
Tubby Smith	Tulsa	Georgia	Kentucky	Minnesota

COACHES who LED THREE SCHOOLS to NCAA TOURNAMENT WINS (6)

Coach	1st School	2nd School	3rd School
Kelvin Sampson	Oklahoma	Indiana	Houston
Rick Barnes	Clemson	Texas	Tennessee
John Beilein	Richmond	West Virginia	Michigan
Lefty Driesell	Davidson	Maryland	Georgia State
Jim Harrick	Pepperdine	UCLA	Rhode Island
Rick Pitino	Providence	Kentucky	Louisville



YEARS BETWEEN FINAL FOUR APPEARANCES

Italics indicate first two Final Fours of respective head coach's career

Rk.	Yrs.	Coach	Year – School	Years – School
1.	36	Ray Meyer	1943 – DePaul	1979 – DePaul
2.	22	Lon Kruger	1994 – Florida	2016 – Oklahoma
t3.	19	Kelvin Sampson	2002 – Oklahoma	2021 – Houston
		Lou Henson	1980 – New Mexico State	1989 – Illinois
5.	18	Bob Huggins	1992 – Cincinnati	2010 – West Virginia
t6.	17	Jim Larranaga	2006 – George Mason	2023 – Miami (Fla.)
		Eddie Sutton	1978 – Arkansas	1995 – Oklahoma State
t8.	14	Guy V. Lewis	1968 – Houston	1982 – Houston
		Slats Gill	1949 – Oregon State	1963 – Oregon State
10.	13	Branch McCracken	1940 – Indiana	1953 – Indiana
t11.	12	John Calipari	1996 – UMass	2008 – Memphis
		Phog Allen	1940 – Kansas	1952 – Kansas
13.	11	Hugh Durham	1972 – Florida State	1983 – Georgia
t14.	10	Jim Boeheim	2003 – Syracuse	2013 – Syracuse
		Jerry Tarkanian	1977 – UNLV	1987 – UNLV
		Jack Gardner	1951 – Kansas State	1961 – Utah
t17.	9	Eddie Sutton	1995 – Oklahoma State	2004 – Oklahoma State
		Roy Williams	1993 – Kansas	2002 – Kansas
		Jim Boeheim	1997 – Syracuse	1996 – Syracuse
		Dean Smith	1982 – North Carolina	1991 – North Carolina
t21.	8	Rick Pitino	1997 – Kentucky	2005 – Louisville
		Lute Olson	1980 – Iowa	1988 – Arizona
		Adolph Rupp	1958 – Kentucky	1966 – Kentucky
		Bruce Drake	1938 – Oklahoma	1947 – Oklahoma

COACHES who LED FIVE SCHOOLS to NCAA TOURNAMENT (3)

Coach	1st School	2nd School	3rd School	4th School	5th School
Lon Kruger	Kansas State	Florida	Illinois	UNLV	Oklahoma
Rick Pitino	Boston Univ.	Providence	Kentucky	Louisville	Iona
Tubby Smith	Tulsa	Georgia	Kentucky	Minnesota	Texas Tech

COACHES who LED FOUR SCHOOLS to NCAA TOURNAMENT (12)

Coach	1st School	2nd School	3rd School	4th School
Kelvin Sampson	Washington State	Oklahoma	Indiana	Houston
Steve Alford	Missouri State	Iowa	New Mexico	UCLA
Rick Barnes	Providence	Clemson	Texas	Tennessee
John Beilein	Canisius	Richmond	West Virginia	Michigan
Lefty Driesell	Davidson	Maryland	James Madison	Georgia State
Cliff Ellis	South Alabama	Clemson	Auburn	Coastal Carolina
Larry Eustachy	Utah State	Iowa State	Southern Miss	Colorado State
Jim Harrick	Pepperdine	UCLA	Rhode Island	Georgia
Ben Howland	Northern Arizona	Pittsburgh	UCLA	Mississippi State
Fran McCaffery	Lehigh	UNC Greensboro	Siena	Iowa
Tom Penders	Rhode Island	Texas	George Washington	Houston
Eddie Sutton	Creighton	Arkansas	Kentucky	Oklahoma State

MOST VICTORIES
among ACTIVE NCAA DIVISION I COACHES
through games of Jan. 18, 2024

Rk.	Wins	Coach	School(s)	Years
1.	806	Bill Self	Tulsa, Illinois, Kansas	1999 –
2.	803	John Calipari	UMass, Memphis, Kentucky	1989 –
3.	792	Rick Barnes	George Mason, Providence, Clemson, Texas, Tennessee	1988 –
4.	747	Kelvin Sampson	Montana Tech, Washington State, Oklahoma, Indiana, Houston	1982 –
5.	744	Dana Altman	Marshall, Kansas State, Creighton, Oregon	1990 –
6.	737	Jim Larranaga	American International, Bowling Green, George Mason, Miami (Fla.)	1978 –
7.	723	Rick Pitino	Hawai'i, Boston, Providence Kentucky, Louisville, Iona, St. John's	1975 –
8.	700	Mark Few	Gonzaga	2000 –
9.	698	Tom Izzo	Michigan State	1996 –
10.	687	Greg Kampe	Oakland	1985 –
11.	672	Steve Alford	Manchester, Missouri State, Iowa New Mexico, UCLA, Nevada	1992 –
12.	650	Bruce Pearl	Southern Indiana, Milwaukee, Tennessee, Auburn	1993 –
13.	616	Leonard Hamilton	Oklahoma State, Miami (Fla.), Florida State	1987 –
14.	605	Fran Dunphy	Penn, Temple, La Salle	1990 –
15.	593	Greg McDermott	Wayne State (Neb.), UNI, Iowa State, Creighton	1994 –
16.	564	Scott Nagy	South Dakota State, Wright State	1995 –
17.	560	Jeff Jones	Virginia, American, Old Dominion	1990 –
18.	546	Herb Sendek	Miami (Ohio), NC State Arizona State, Santa Clara	1993 –
19.	523	Fran McCaffery	Lehigh, UNC Greensboro, Siena, Iowa	1985 –
t20.	520	Ron Cottrell	Houston Christian	1991 –
t20.	520	Randy Bennett	Saint Mary's (Calif.)	2001 –
22.	513	Keith Dambrot	Tiffin, Ashland, Central Michigan, Akron, Duquesne	1984 –
23.	512	Ron Hunter	IUPUI, Georgia State, Tulane	1994 –



MOST GAMES
among ACTIVE NCAA DIVISION I COACHES
through games of Jan. 18, 2024

Rk.	No.	Coach	School(s)	Years
1.	1,225	Jim Larranaga	American International, Bowling Green, George Mason, Miami (Fla.)	1978 –
2.	1,220	Greg Kampe	Oakland	1985 –
3.	1,202	Rick Barnes	George Mason, Providence, Clemson, Tennessee	1988 –
4.	1,130	Dana Altman	Marshall, Kansas State, Creighton, Oregon	1990 –
5.	1,096	Leonard Hamilton	Oklahoma State, Miami (Fla.), Florida State	1987 –
6.	1,093	Kelvin Sampson	Montana Tech, Washington State, Oklahoma, Indiana, Houston	1982 –
7.	1,057	John Calapari	UMass, Memphis, Kentucky	1989 –
8.	1,045	Bill Self	Tulsa, Illinois, Kansas	1999 –
t9.	1,024	Ron Cottrell	Houston Christian	1991 –
t9.	1,023	Steve Alford	Manchester, Missouri State, Iowa New Mexico, UCLA, Nevada	1992 –
11.	1,019	Rick Pitino	Iona, Louisville, Kentucky, Providence, Boston, Hawai'i	1975 –
12.	985	Tom Izzo	Michigan State	1996 –
13.	978	Jeff Jones	Virginia, American, Old Dominion	1990 –

MOST YEARS
among ACTIVE NCAA DIVISION I COACHES
including 2023-24 season

Rk.	Years	Coach	School(s)	Years
t1.	40	Jim Larranaga	American International, Bowling Green, George Mason, Miami (Fla.)	1978 –
t1.	40	Greg Kampe	Oakland	1985 –
3.	37	Rick Barnes	George Mason, Providence, Clemson, Texas, Tennessee	1988 –
t4.	36	Rick Pitino	Hawai'i, Boston, Providence, Kentucky, Louisville, Iona	1975 –
t5.	36	Leonard Hamilton	Oklahoma State, Miami (Fla.), Florida State	1987 –
t6.	35	Kelvin Sampson	Montana Tech, Washington State, Oklahoma, Indiana, Houston	1982 –
t6.	35	Dana Altman	Marshall, Kansas State, Creighton, Oregon	1990 –
t8.	33	Ron Cottrell	Houston Christian	1992 –
t8.	33	Steve Alford	Manchester, Missouri State, Iowa New Mexico, UCLA, Nevada	1992 –
t11.	32	John Calipari	UMass, Memphis, Kentucky	1989 –
t11.	32	Jeff Jones	Virginia, American, Old Dominion	1991 –
t11.	32	Fran Dunphy	Penn, Temple, La Salle	1990 –

MOST NCAA DIVISION I 20-WIN SEASONS
among ACTIVE COACHES
entering 2023-24 season

Rk.	No.	Coach	School(s)	Years
1.	27	John Calipari	UMass, Memphis, Kentucky	1989 –
2.	26	Bill Self	Tulsa, Illinois, Kansas	1999 –
3.	25	Dana Altman	Marshall, Kansas State, Creighton, Oregon	1990 –
4.	24	Mark Few	Gonzaga	2000 –
t5.	23	Kelvin Sampson	Montana Tech, Washington State, Oklahoma, Indiana, Houston	1982 –
t5.	23	Rick Barnes	George Mason, Providence, Clemson, Texas, Tennessee	1988 –
t5.	23	Rick Pitino	Iona, Louisville, Kentucky, Providence, Boston, Hawai'i	1975 –
8.	22	Tom Izzo	Michigan State	1996 –
9.	18	Fran Dunphy	Penn, Temple, La Salle	1990 –

MOST NCAA DIVISION I 30-WIN SEASONS
among ACTIVE COACHES
entering 2023-24 season

Rk.	No.	Coach	School(s)	Years
1.	11	Bill Self	Oral Roberts, Tulsa, Illinois, Kansas	1994 –
2.	10	John Calipari	UMass, Memphis, Kentucky	1989 –
3.	7	Mark Few	Gonzaga	2000 –
t4.	5	Tom Izzo	Michigan State	1996 –
t4.	5	Sean Miller	Xavier, Arizona, Savier	2005 –
t4.	5	Rick Pitino	Hawai'i, Boston, Providence, Kentucky Louisville, Iona, St. John's	1976 –
t7.	4	Kelvin Sampson	Montana Tech, Washington State Oklahoma, Indiana, Houston	1982 –
t7.	4	Tony Bennett	Washington State, Virginia	2006 –
8.	3	Rick Barnes	George Mason, Providence, Clemson, Texas, Tennessee	1988 –
t9.	2	Steve Alford	Manchester Missouri State, Iowa, New Mexico, UCLA, Nevada	1992 –
t9.	2	Dana Altman	Marshall, Kansas State, Creighton, Oregon,	1990 –
t9.	2	Chris Beard	McMurry, Angelo State, Texas Tech, Texas, Mississippi	2013 –
t9.	2	Jamie Dixon	Pittsburgh, TCU	2004 –
t9.	2	Ben Jacobson	UNI	2006 –
t9.	2	Bruce Pearl	Southern Indiana, Milwaukee, Tennessee, Auburn	1993 –



#23 TERRANCE ARCEAUX

Guard

6-6 • 190 • Sophomore-1L

Beaumont, Texas (United HS)

Undeclared Major

📷 [tarceneaux23](#) ✂ [Tarceneaux21](#)

SOPHOMORE (2023-24)

Made his season debut in season-opening win over ULM inside Fertitta Center... Scored five points with three steals and four rebounds against the Warhawks (11/6)... Posted five points and grabbed eight rebounds,

including three offensive, in win over Texas A&M-Corpus Christ (11/11)... Finished with 10 points on 3-of-5 shooting from the field and 3-of-3 from the free throw line in home win over Stetson (11/13)... Scored eight points on 3-of-6 shooting and grabbed four rebounds with two assists in win over Utah during Shriners Children's Charleston Classic Semifinals (11/17)... Snared nine rebounds, including three offensive boards, with four points and a steal in home win over Montana (11/24)... Led all players with nine rebounds, including four offensive boards, and scored six points with an assist and blocked shot against Rice (12/6)... Grabbed a career-high 10 rebounds, including six offensive boards, with eight points, an assist and steal in home win over Jackson State (12/9)... Was lost for the remainder of the season after suffering an Achilles injury to his right leg in win over rv/rv Texas A&M at The Halal Guys Showcase inside Toyota Center (12/16)... Underwent successful surgery on Dec. 20.

CAREER HIGHS

Points

15, at rv/rv Oregon (11/20/22)

Field Goals Made

6, at rv/rv Oregon (11/20/22)

Field Goal Attempts

11, at rv/rv Oregon (11/20/22)

3-Point Field Goals Made

3, at rv/rv Oregon (11/20/22)

3, vs. Oral Roberts (11/14/22)

3-Point Field Goal Attempts

6, vs. North Carolina A&T (12/13/22)

6, vs. Oral Roberts (11/14/22)

Free Throws Made

3, vs. Stetson (11/13/23)

3, vs. Oral Roberts (11/14/22)

Free Throw Attempts

6, vs. Montana (11/24/23)

6, vs. Oral Roberts (11/14/22)

Rebounds

10, vs. Jackson State (12/9/23)

Offensive Rebounds

6, vs. Jackson State (12/9/23)

Defensive Rebounds

6, vs. Montana (11/24/23)

Assists

3, vs. North Carolina A&T (12/13/22)

Steals

3, vs. Stetson (11/13/23)

3, vs. ULM (11/6/23)

3, at rv/rv Oregon (11/20/22)

Blocked Shots

1, done eight times; Most recently vs. Rice (12/6/23)

Minutes Played

35:22, vs. Memphis (3/12/23)

2023-24 GAME-BY-GAME STATISTICS (11-0 • 0-0 Big 12)


Date	Opponent	GS	Min	FG-A	3FG-FGA	FT-FTA	OR-DR	Tot	PF	A	TO	Blk	Stl	Pts
11/6/23	ULM		19:25	2-6	0-3	1-2	1-3	4	1	1	0	0	3	5
11/11/23	TEXAS A&M-CORPUS CHRISTI		18:32	2-5	0-2	1-2	3-5	8	0	0	0	1	1	5
11/13/23	STETSON		21:35	3-5	1-2	3-3	1-1	2	0	1	0	1	3	10
11/16/23	vs. Towson		17:05	2-5	1-2	2-4	0-1	1	1	0	0	0	0	7
11/17/23	vs. Utah		26:13	3-6	1-3	1-2	2-2	4	2	2	0	1	0	8
11/19/23	vs. Dayton		15:12	2-4	1-1	0-0	3-0	3	1	1	0	0	0	5
11/24/23	MONTANA		19:10	1-8	0-2	2-6	3-6	9	1	1	0	0	1	4
12/1/23	at Xavier		13:21	1-3	0-0	0-0	0-0	0	3	0	0	1	1	2
12/6/23	RICE		23:14	3-9	0-2	0-0	4-5	9	2	1	1	1	0	6
12/9/23	JACKSON STATE		22:00	3-6	2-4	0-0	6-4	10	2	1	3	0	1	8
12/16/23	vs. rv/rv Texas A&M		5:36	0-0	0-0	0-0	0-0	0	0	0	0	1	0	0
12/21/23	TEXAS STATE		DNP – Injury											
12/30/23	PENN		DNP – Injury											
1/6/24	* WEST VIRGINIA		DNP – Injury											
1/9/24	* at rv/rv Iowa State		DNP – Injury											
1/13/24	* at rv/rv TCU		DNP – Injury											
1/17/24	* #25/25 TEXAS TECH		DNP – Injury											
1/20/24	* UCF		--	--	--	--	--	--	--	--	--	--	--	--
1/23/24	* at BYU		--	--	--	--	--	--	--	--	--	--	--	--
1/27/24	* KANSAS STATE		--	--	--	--	--	--	--	--	--	--	--	--
1/29/24	* at Texas		--	--	--	--	--	--	--	--	--	--	--	--
2/3/24	* at Kansas		--	--	--	--	--	--	--	--	--	--	--	--
2/6/24	* OKLAHOMA STATE		--	--	--	--	--	--	--	--	--	--	--	--
2/10/24	* at Cincinnati		--	--	--	--	--	--	--	--	--	--	--	--
2/17/24	* TEXAS		--	--	--	--	--	--	--	--	--	--	--	--
2/19/24	* IOWA STATE		--	--	--	--	--	--	--	--	--	--	--	--
2/24/24	* at Baylor		--	--	--	--	--	--	--	--	--	--	--	--
2/27/24	* CINCINNATI		--	--	--	--	--	--	--	--	--	--	--	--
3/2/24	* at Oklahoma		--	--	--	--	--	--	--	--	--	--	--	--
3/6/24	* at UCF		--	--	--	--	--	--	--	--	--	--	--	--
3/9/24	* KANSAS		--	--	--	--	--	--	--	--	--	--	--	--

CAREER STATISTICS

Year	W-L	GP-GS	MP	FG-FGA	Pct	3P-A	Pct	FT-FTA	Pct	Off-Def	Reb – Avg	PF-DQ	Ast	TO	Blk	Stl	Pts – Avg
2022-23	30-4	34-1	471	49-133	.368	17-68	.250	10-19	.526	30-54	84 – 2.5	36-0	19	19	5	22	125 – 3.7
2023-24	11-0	10-0	196	22-57	.386	6-21	.286	10-19	.526	23-27	50 – 5.0	13-0	8	4	5	10	60 – 6.0
Totals	41-4	44-1	667	71-190	.374	23-89	.258	20-38	.526	53-81	134 – 3.0	49-0	27	23	10	32	185 – 4.2

ARCENEUX's 2022-23 GAME-BY-GAME (30-4 • 15-1 American)

Opponent	Date	GS	Min	FG-A	3FG-A	FT-A	Off-Def	Tot	PF	A	TO	Blk	Stl	Pts
HOFSTRA	11/9/21	DNP – Coach's Decision												
NORTHERN COLORADO	11/7/22		16:56	3-5	1-3	0-0	2-2	4	0	0	1	0	2	7
vs. Saint Joseph's	11/11/22		10:40	1-5	0-3	1-2	0-3	3	2	0	0	0	0	3
ORAL ROBERTS	11/14/22		22:14	4-7	3-6	3-6	1-4	5	0	0	0	1	1	14
TEXAS SOUTHERN	11/16/22		15:18	2-5	1-4	1-1	3-2	5	0	0	0	0	1	6
at rv/rv Oregon	11/20/22		19:10	6-11	3-5	0-1	3-2	5	1	1	0	0	3	15
KENT STATE	11/26/22		17:46	0-2	0-1	0-0	0-6	6	1	1	0	0	0	0
NORFOLK STATE	11/29/22		23:43	3-8	1-4	0-0	0-3	3	2	0	1	1	0	7
vs. –/rv Saint Mary's (Calif.)	12/3/22		12:58	1-2	0-0	0-0	1-3	4	1	0	1	0	0	2
NORTH FLORIDA	12/6/22		22:10	1-6	0-2	0-0	1-5	6	0	1	1	0	1	2
#8/10 ALABAMA	12/10/22		8:11	0-1	0-1	0-0	0-1	1	0	0	1	0	0	0
NORTH CAROLINA A&T	12/13/22		17:52	1-6	1-6	0-0	1-1	2	4	3	4	0	2	3
at #2/2 Virginia	12/17/22	DNP – Coach's Decision												
McNEESE	12/21/22		17:08	3-6	1-3	0-0	1-3	4	1	2	1	0	0	7
* at Tulsa	12/28/22		12:59	4-5	1-2	0-0	0-3	3	0	1	0	0	2	9
* UCF	12/31/22	DNP – Coach's Decision												
* SMU	1/5/23		19:01	4-9	1-3	1-2	3-2	5	1	0	1	1	0	10
* at Cincinnati	1/8/23		13:51	2-2	0-0	0-0	1-0	1	0	1	0	1	1	4
* SOUTH FLORIDA	1/11/23		16:57	0-4	0-2	0-0	3-0	3	2	1	0	0	2	0
* at Tulane	1/17/23		3:44	0-1	0-0	0-0	0-0	0	0	1	0	0	0	0
* TEMPLE	1/22/23		3:27	0-1	0-0	0-0	0-0	0	1	0	0	0	0	0
* at UCF	1/25/23		11:49	1-3	0-1	0-0	0-0	0	0	0	1	0	0	2
* CINCINNATI	1/28/23		11:10	1-2	0-1	0-0	0-2	2	0	0	0	1	2	2
* at Wichita State	2/2/23		11:21	1-3	1-3	0-0	0-0	0	1	0	0	0	0	3
* at Temple	2/5/23		2:09	0-0	0-0	0-0	0-0	0	0	0	1	0	0	0
* TULSA	2/8/23		16:14	2-5	1-3	0-0	1-1	2	2	2	1	0	0	5
* at SMU	2/16/23	DNP – Injury												
* MEMPHIS	2/19/23		8:55	1-3	0-2	0-0	0-1	1	0	0	0	0	2	2
* TULANE	2/22/23		11:51	0-2	0-2	0-0	0-2	2	1	2	0	0	0	0
* at East Carolina	2/25/23		11:09	0-1	0-1	0-0	0-2	2	3	0	0	0	0	0
* WICHITA STATE	3/2/23		14:43	1-3	0-0	0-0	2-1	3	1	2	0	0	2	2
* at Memphis	3/5/23		1:44	1-1	0-0	0-1	0-0	0	2	0	1	0	0	2
vs. (9) East Carolina	3/10/23		14:17	1-5	1-2	0-0	0-1	1	1	0	1	0	0	3
vs. (4) Cincinnati	3/11/23		27:41	1-5	0-2	2-3	2-1	3	2	0	1	0	0	4
vs. (2) Memphis	3/12/23	*	35:22	3-10	1-4	2-3	3-0	3	3	1	2	0	0	9
vs. (16) Northern Kentucky	3/16/23		11:38	1-4	0-2	0-0	1-3	4	2	0	0	0	1	2
vs. (9) Auburn	3/18/23		4:45	0-0	0-0	0-0	1-0	1	1	0	0	0	0	0
vs. #16/15 (5) Miami (Fla.)	3/24/23		2:36	0-0	0-0	0-0	0-0	0	1	0	0	0	0	0



#4 L.J. CRYER

Guard

6-1 • 195 • Senior-TR

Katy, Texas (Morton Ranch HS)

Integrated Studies

 [ljcryer](#)

three steals and two assists in win over Texas A&M-Corpus Christi (11/11)... Led all players with 21 points on 9-of-15 shooting and posted two assists with two steals in home win over Stetson (11/13)... Finished with a game-high 18 points and tied for game-high honors with three 3-pointers in win over Towson in Shriners Childrens Charleston Classic First Round (11/16)... Totaled 14 points with four 3-pointers and grabbed three rebounds with three assists in win over Utah during Shriners Childrens Charleston Classic Semifinals... Drained three of his treys in a critical stretch after Utah erased a 14-point deficit and tied the game late in the second half (11/17)... Led all players with 18 points and four 3-pointers in win over Dayton in Shriners Childrens Charleston Title Game... Named the tournament's Most Valuable Player... Posted a game-high 24 points and five 3-pointers with four rebounds and three assists in home win over Montana (11/24)... Led all players with 23 points and five 3-pointers in win at Xavier (12/1)... Paced Houston with 15 points and five 3-pointers in home win over Rice... Added two rebounds, two assists and a steal against the Owls (12/6)... Finished with 21 points with three 3-pointers and added three rebounds with an assist and steal in home win over Jackson State (12/9)... Posted 17 points with four 3-pointers in win over rv/rv Texas A&M in The Halal Guys Showcase inside Toyota Center (12/16)... Led all players with 16 points and added two rebounds with a game-high-tying four assists in home win over Penn... Moved past 1,000 points in his collegiate career with a 3-pointer with 14:15 left in first half against the Quakers (12/30)... Led all players with 20 points on 7-of-12 shooting and 4-of-7 from the arc in Big 12-opening win over West Virginia... Added three rebounds with two steals and an assist against the Mountaineers (1/6).

CAREER HIGHS

Points
 24, vs. Montana (11/24/23)
 30, vs. rv/#22 Creighton (3/19/23)

Field Goals Made
 9, vs. Montana (11/24/23)
 9, vs. Stetson (11/13/23)
 13, vs. rv/#22 Creighton (3/19/23)

Field Goal Attempts
 16, at Xavier (12/1/23)
 16, vs. Montana (11/24/23)
 22, vs. rv/#22 Creighton (3/19/23)

3-Point Field Goals Made
 5, vs. Rice (12/6/23)
 5, at Xavier (12/1/23)
 5, vs. Montana (11/24/23)
 8, vs. West Virginia (2/13/23)

3-Point Field Goal Attempts
 12, at Xavier (12/1/23)
 12, vs. Montana (11/24/23)
 12, vs. Norfolk State (11/11/22)

Free Throws Made
 6, vs. Jackson State (12/9/23)
 6, vs. #17/17 TCU (1/4/23)

Free Throw Attempts
 7, vs. Jackson State (12/9/23)
 7, at Texas Tech (1/17/23)

Rebounds
 5, at rv/rv TCU (1/13/24)
 5, at #10/10 Texas (1/30/23)
 5, vs. Northwestern State (12/20/22)

Offensive Rebounds
 2, vs. Jackson State (12/9/23)
 2, vs. Towson (11/16/23)
 2, at Oklahoma State (2/27/23)
 2, at #14/16 Kansas State (2/21/23)

Defensive Rebounds
 4, done four times; Most recently at rv/rv TCU (1/13/24)
 5, vs. Northwestern State (12/20/22)

Assists
 4, vs. Penn (12/30/23)
 4, vs. Texas A&M-Corpus Christi (11/11/23)
 6, at #14/16 Kansas State (2/21/23)
 6, vs. Central Arkansas (11/17/21)

Steals
 2, done four times; Most recently at rv/rv TCU (1/13/24)
 4, vs. Norfolk State (11/11/22)

Blocked Shots
 1, at rv/rv TCU (1/13/24)
 1, vs. McNeese (11/23/22)
 1, vs. Kansas State (1/25/22)

Minutes Played
 36:53, vs. rv/rv Texas A&M (12/16/23)
 40, at Oklahoma State (1/27/23)
Accomplished at Baylor

HONORS

- 2023 Shriners Children's Charleston Classic Most Valuable Player
- John R. Wooden Award Midseason Top 25 Watch List
- Lute Olson Award Mid-Season Watch List

PRESEASON HONORS

- Wooden Award Preseason Watch List
- Jersey Mike's Naismith Trophy Preseason Watch List
- Jerry West Award Preseason Watch List
- Preseason All-Big 12 Team

SENIOR (2023-24)

Made his Houston debut in season-opening win over ULM inside Fertitta Center... Finished with nine points, two rebounds and a pair of assists against the Warhawks (11/6)... Scored 15 points with three rebounds,

2023-24 GAME-by-GAME STATISTICS (15-2 • 2-2 Big 12)

Date	Opponent	GS	Min	FG-A	3FG-FGA	FT-FTA	OR-DR	Tot	PF	A	TO	Blk	Stl	Pts
11/6/23	ULM	*	29:53	3-13	1-9	2-2	1-1	2	2	2	1	0	1	9
11/11/23	TEXAS&M-CORPUS CHRISTI	*	30:03	4-13	2-7	5-5	1-2	3	1	3	1	0	2	15
11/13/23	STETSON	*	32:18	9-15	3-6	0-0	0-1	1	2	2	1	0	2	21
11/16/23	vs. Towson	*	26:11	6-14	3-7	3-3	2-1	3	3	2	0	0	1	18
11/17/23	vs. Utah	*	33:08	5-14	4-9	0-0	0-3	3	2	3	0	0	1	14
11/19/23	vs. Dayton	*	29:34	6-14	4-8	2-2	0-2	2	3	1	1	0	0	18
11/24/23	MONTANA	*	32:09	9-16	5-12	1-1	0-4	4	1	3	0	0	0	24
12/1/23	at Xavier	*	38:08	8-16	5-12	2-2	0-4	4	2	0	1	0	0	23
12/6/23	RICE	*	23:39	5-11	5-10	0-0	0-2	2	2	2	0	0	1	15
12/9/23	JACKSON STATE	*	29:42	6-15	3-8	6-7	2-1	3	1	1	0	0	1	21
12/16/23	vs. rv/rv Texas A&M	*	36:53	5-15	4-10	3-3	1-2	3	0	1	2	0	0	17
12/21/23	TEXAS STATE	*	31:09	4-12	1-5	0-1	1-1	2	0	3	1	0	1	9
12/30/23	PENN	*	30:09	7-13	2-3	0-2	1-1	2	0	4	1	0	1	16
1/6/24	* WEST VIRGINIA	*	30:47	7-12	4-7	2-2	1-2	3	1	1	0	1	2	20
1/9/24	* at rv/rv Iowa State	*	30:32	2-9	1-6	0-0	0-2	2	3	2	3	0	1	5
1/13/24	* at rv/rv TCU	*	36:46	2-14	1-7	0-0	1-4	5	1	1	1	1	2	5
1/17/24	* #25/25 TEXAS TECH	*	34:22	3-8	2-4	0-0	0-2	2	2	2	0	0	1	8
1/20/24	* UCF	--	--	--	--	--	--	--	--	--	--	--	--	--
1/23/24	* at BYU	--	--	--	--	--	--	--	--	--	--	--	--	--
1/27/24	* KANSAS STATE	--	--	--	--	--	--	--	--	--	--	--	--	--
1/29/24	* at Texas	--	--	--	--	--	--	--	--	--	--	--	--	--
2/3/24	* at Kansas	--	--	--	--	--	--	--	--	--	--	--	--	--
2/6/24	* OKLAHOMA STATE	--	--	--	--	--	--	--	--	--	--	--	--	--
2/10/24	* at Cincinnati	--	--	--	--	--	--	--	--	--	--	--	--	--
2/17/24	* TEXAS	--	--	--	--	--	--	--	--	--	--	--	--	--
2/19/24	* IOWA STATE	--	--	--	--	--	--	--	--	--	--	--	--	--
2/24/24	* at Baylor	--	--	--	--	--	--	--	--	--	--	--	--	--
2/27/24	* CINCINNATI	--	--	--	--	--	--	--	--	--	--	--	--	--
3/2/24	* at Oklahoma	--	--	--	--	--	--	--	--	--	--	--	--	--
3/6/24	* at UCF	--	--	--	--	--	--	--	--	--	--	--	--	--
3/9/24	* KANSAS	--	--	--	--	--	--	--	--	--	--	--	--	--

CAREER STATISTICS

Year	W-L	GP-GS	MP	FG-FGA	Pct	3P-A	Pct	FT-FTA	Pct	Off-Def	Reb - Avg	PF-DQ	Ast	TO	Blk	Stl	Pts - Avg
2020-21 (at BU)	19-1	20-0	197	21-55	.382	16-44	.364	9-14	.643	3-8	11 - 0.6	7-0	15	9	0	10	67 - 3.4
2021-22 (at BU)	16-3	19-3	491	88-185	.476	52-111	.468	28-36	.778	2-27	29 - 1.5	25-0	32	33	1	15	256 - 13.5
2022-23 (at BU)	21-10	31-31	1,000	163-360	.453	80-193	.415	59-66	.894	7-57	64 - 2.1	44-0	63	48	1	15	465 - 15.0
2023-24	15-2	17-17	535	91-224	.406	50-130	.385	26-30	.867	11-35	46 - 2.7	26-0	33	13	2	17	258 - 15.2
UH Totals	15-2	17-17	535	91-224	.406	50-130	.385	26-30	.867	11-35	46 - 2.7	26-0	33	13	2	17	258 - 15.2
BU Totals	56-14	70-34	1,688	272-600	.453	148-348	.425	96-116	.828	12-92	104 - 1.5	76-0	110	90	2	30	788 - 11.3
Totals	71-16	87-51	2,226	363-824	.441	198-478	.414	122-146	.836	23-127	150 - 1.7	102-0	143	104	4	57	1,046 - 12.0



#11 DAMIAN DUNN
Guard
6-5 • 205 • Senior-TR
Kinston, N.C. (Meadowcreek [Ga.]/Temple)
'23 Temple graduate in
Communications & Media Studies
Postbaccalaureate work at UH in '23-24
📧d.dunn2 X Dam1anKD

points... Drained three 3-pointers and added three rebounds and a steal against the Warhawks (11/6)... Posted 15 points on 6-of-11 shooting and added three 3-pointers with three rebounds and a steal in home win over Stetson (11/13)... Made his first start as a Cougar against Towson in Shriners Children's Charleston Classic First Round (11/16)... Finished with 10 points on 5-of-11 shooting and grabbed three rebounds in home win over Rice (12/6)... Posted 11 points with six rebounds, including two offensive boards, and added three steals in home win over Penn (12/30)... Scored 14 points with three rebounds in Big 12-opening win over West Virginia (1/6)... Finished with 17 points on 5-of-8 shooting and added four rebounds with three assists at rv/rv TCU (1/13).

CAREER HIGHS

- Points**
18, vs. ULM (11/6/23)
38, vs. Vanderbilt (11/15/22)
 - Field Goals Made**
5, at rv/rv TCU (1/13/24)
5, vs. Rice (12/6/23)
5, vs. ULM (11/6/23)
13, vs. Vanderbilt (11/15/22)
 - Field Goal Attempts**
11, vs. Penn (12/30/23)
11, vs. Rice (12/6/23)
21, at Cincinnati (2/22/23)
 - 3-Point Field Goals Made**
3, vs. ULM (11/6/23)
7, vs. Vanderbilt (11/15/22)
 - 3-Point Field Goal Attempts**
5, vs. West Virginia (1/6/24)
5, vs. ULM (11/6/23)
11, at Cincinnati (2/22/23)
 - Free Throws Made**
6, at rv/rv TCU (1/13/24)
18, vs. Wagner (11/7/22)
 - Free Throw Attempts**
9, vs. ULM (11/6/23)
18, at Cincinnati (2/22/23)
18, vs. Wagner (11/7/22)
 - Rebounds**
6, vs. Penn (12/30/23)
9, vs. South Florida (3/6/22)
 - Offensive Rebounds**
2, done four times; Most recently vs. #25/25 Texas Tech (1/17/24)
4, at Wichita State (2/7/21)
 - Defensive Rebounds**
4, vs. #25/25 Texas Tech (1/17/24)
4, vs. Penn (12/30/23)
7, vs. South Florida (3/6/22)
 - Assists**
3, at rv/rv TCU (1/13/24)
8, at Memphis (2/12/23)
 - Steals**
3, vs. Penn (12/30/23)
3, at Tulsa (1/12/22)
 - Blocked Shots**
2, vs. West Virginia (1/6/24)
2, vs. Villanova (11/11/22)
 - Minutes Played**
29:27, vs. Dayton (11/19/23)
43, vs. Wagner (11/7/22)
- Accomplished at Temple*

SENIOR (2023-24)
 Made his Houston debut in season-opening win over ULM inside Fertitta Center... Scored 14 straight points in the first half on the way to 18

2023-24 GAME-by-GAME STATISTICS (15-2 • 1-2 Big 12)

Date	Opponent	GS	Min	FG-A	3FG-FGA	FT-FTA	OR-DR	Tot	PF	A	TO	Blk	Stl	Pts
11/6/23	ULM		17:36	5-8	3-5	5-9	2-1	3	1	0	1	0	1	18
11/11/23	TEXAS&M-CORPUS CHRISTI		10:21	1-4	0-1	3-6	1-0	1	1	0	0	0	2	5
11/13/23	STETSON		20:37	6-11	3-4	0-0	2-1	3	1	0	2	0	1	15
11/16/23	vs. Towson	*	24:08	0-8	0-2	0-0	0-1	1	0	1	2	0	2	0
11/17/23	vs. Utah	*	24:16	2-4	0-1	3-4	1-2	3	3	1	0	0	0	7
11/19/23	vs. Dayton	*	29:27	3-9	1-3	2-2	1-1	2	1	1	1	1	2	9
11/24/23	MONTANA	*	19:03	3-8	0-2	2-3	2-0	2	3	0	0	0	0	8
12/1/23	at Xavier		14:03	0-5	0-1	3-6	0-2	2	1	0	0	0	0	3
12/6/23	RICE		24:11	5-11	0-3	0-0	1-2	3	2	0	0	0	1	10
12/9/23	JACKSON STATE		15:59	2-8	0-3	1-2	1-0	1	1	1	1	0	0	5
12/16/23	vs. rv/rv Texas A&M		15:43	0-1	0-1	1-2	0-1	1	1	1	3	0	0	1
12/21/23	TEXAS STATE		21:35	2-4	0-0	2-4	1-2	3	3	0	5	0	2	6
12/30/23	PENN		20:44	4-11	1-2	2-2	2-4	6	4	0	2	0	3	11
1/6/24	* WEST VIRGINIA		22:46	4-8	2-5	4-4	0-3	3	3	1	0	2	0	14
1/9/24	* at rv/rv Iowa State		10:41	1-3	0-2	0-0	0-1	1	1	0	2	0	0	2
1/13/24	* at rv/rv TCU		29:02	5-8	1-2	6-8	1-3	4	3	3	2	0	1	17
1/17/24	* #25/25 TEXAS TECH		28:06	2-6	1-2	0-0	2-2	4	0	0	0	0	2	5
1/20/24	* UCF		---	---	---	---	---	---	---	---	---	---	---	---
1/23/24	* at BYU		---	---	---	---	---	---	---	---	---	---	---	---
1/27/24	* KANSAS STATE		---	---	---	---	---	---	---	---	---	---	---	---
1/29/24	* at Texas		---	---	---	---	---	---	---	---	---	---	---	---
2/3/24	* at Kansas		---	---	---	---	---	---	---	---	---	---	---	---
2/6/24	* OKLAHOMA STATE		---	---	---	---	---	---	---	---	---	---	---	---
2/10/24	* at Cincinnati		---	---	---	---	---	---	---	---	---	---	---	---
2/17/24	* TEXAS		---	---	---	---	---	---	---	---	---	---	---	---
2/19/24	* IOWA STATE		---	---	---	---	---	---	---	---	---	---	---	---
2/24/24	* at Baylor		---	---	---	---	---	---	---	---	---	---	---	---
2/27/24	* CINCINNATI		---	---	---	---	---	---	---	---	---	---	---	---
3/2/24	* at Oklahoma		---	---	---	---	---	---	---	---	---	---	---	---
3/6/24	* at UCF		---	---	---	---	---	---	---	---	---	---	---	---
3/9/24	* KANSAS		---	---	---	---	---	---	---	---	---	---	---	---

CAREER STATISTICS

Year	W-L	GP-GS	MP	FG-FGA	Pct	3P-A	Pct	FT-FTA	Pct	Off-Def	Reb - Avg	PF-DQ	Ast	TO	Blk	Stl	Pts - Avg
2019-20 (at TU)	0-1	1-0	18	0-4	.000	0-1	.000	1-2	.500	3-1	4-4.0	0-0	0	2	0	0	1-1.0
2020-21 (at TU)	4-9	13-12	363	46-138	.333	5-27	.185	79-103	.767	15-40	55-4.2	36-3	29	36	1	5	176-13.5
2021-22 (at TU)	16-11	27-26	821	125-317	.394	31-103	.301	121-145	.834	24-90	114-4.2	61-2	54	76	6	25	402-14.9
2022-23 (at TU)	15-16	31-20	1,011	138-336	.411	48-138	.348	149-183	.814	19-86	115-3.7	65-2	93	88	6	21	473-15.3
2023-24	15-2	17-4	348	45-117	.385	12-39	.308	34-52	.654	17-26	43-2.5	29-0	9	21	3	17	136-8.0
UH Totals	15-2	17-4	348	45-117	.385	12-39	.308	34-52	.654	17-26	43-2.5	29-0	9	21	3	17	136-8.0
TU Totals	36-37	72-58	2,213	309-795	.389	84-269	.312	350-433	.808	61-227	288-4.0	162-7	176	202	13	51	1,052-14.6
Totals	50-39	89-62	2,564	354-912	.388	96-308	.312	384-485	.792	78-253	331-3.7	191-7	185	223	16	68	1,188-13.3



#20 RYAN ELVIN

Guard

6-1 • 170 • Senior-SQ

Round Rock, Texas (Cedar Ridge HS)

'23 UH graduate in Sports Administration

UH Graduate School – Management & Leadership in '23-24

ryanelvin12

CAREER HIGHS

Points

9, vs. Our Lady of the Lake (2/6/21)

Field Goals Made

3, vs. Our Lady of the Lake (2/6/21)

Field Goal Attempts

11, vs. Our Lady of the Lake (2/6/21)

3-Point Field Goals Made

3, vs. Our Lady of the Lake (2/6/21)

3-Point Field Goal Attempts

8, vs. Our Lady of the Lake (2/6/21)

Free Throws Made

2, vs. Texas Southern (11/16/22)

Free Throw Attempts

2, vs. Texas Southern (11/16/22)

Rebounds

2, vs. Our Lady of the Lake (2/6/21)

Offensive Rebounds

1, vs. SMU (1/5/22)

1, vs. Tulane (3/12/22)

Defensive Rebounds

2, vs. Our Lady of the Lake (2/6/21)

Assists

2, vs. Our Lady of the Lake (2/6/21)

Steals

1, vs. Tulane (2/22/23)

1, vs. North Florida (12/6/22)

1, vs. Norfolk State (11/29/22)

Blocked Shots

None

Minutes Played

23:30, vs. Our Lady of the Lake (2/6/21)

SENIOR (2023-24)

Made his season debut in season-opening win over ULM inside Fertitta Center... Finished with three points off a trey against the Warhawks (11/6).

2023-24 GAME-by-GAME STATISTICS (11-0 • 2-0 Big 12)

Date	Opponent	GS	Min	FG-A	3FG-FGA	FT-FTA	OR-DR	Tot	PF	A	TO	Blk	Stl	Pts
11/6/23	ULM		4:45	1-3	1-3	0-0	0-0	0	0	0	0	0	0	3
11/11/23	TEXAS A&M-CORPUS CHRISTI		2:47	0-1	0-1	0-0	0-1	1	0	0	1	0	0	0
11/13/23	STETSON		3:23	0-0	0-0	0-0	0-0	0	0	0	0	0	0	0
11/16/23	vs. Towson		DNP – Coach's Decision											
11/17/23	vs. Utah		DNP – Coach's Decision											
11/19/23	vs. Dayton		1:38	0-0	0-0	0-0	0-0	0	0	0	0	0	0	0
11/24/23	MONTANA		2:47	0-1	0-1	0-0	0-0	0	1	0	0	0	0	0
12/1/23	at Xavier		DNP – Coach's Decision											
12/6/23	RICE		2:38	1-1	0-0	0-0	0-0	0	0	0	0	0	0	2
12/9/23	JACKSON STATE		1:33	0-0	0-0	0-0	0-0	0	0	1	0	0	0	0
12/16/23	vs. rv/rv Texas A&M		DNP – Coach's Decision											
12/21/23	TEXAS STATE		2:52	0-0	0-0	0-0	0-0	0	0	0	0	0	0	0
12/30/23	PENN		2:44	0-1	0-1	0-0	0-0	0	0	0	0	0	0	0
1/6/24	* WEST VIRGINIA		2:34	0-2	0-0	0-0	0-1	1	0	1	0	0	0	0
1/9/24	* at rv/rv Iowa State		DNP – Coach's Decision											
1/13/24	* at rv/rv TCU		DNP – Coach's Decision											
1/17/24	* #25/25 TEXAS TECH		1:50	0-0	0-0	0-0	0-0	0	0	0	0	0	0	0
1/20/24	* UCF		---	---	---	---	---	---	---	---	---	---	---	---
1/23/24	* at BYU		---	---	---	---	---	---	---	---	---	---	---	---
1/27/24	* KANSAS STATE		---	---	---	---	---	---	---	---	---	---	---	---
1/29/24	* at Texas		---	---	---	---	---	---	---	---	---	---	---	---
2/3/24	* at Kansas		---	---	---	---	---	---	---	---	---	---	---	---
2/6/24	* OKLAHOMA STATE		---	---	---	---	---	---	---	---	---	---	---	---
2/10/24	* at Cincinnati		---	---	---	---	---	---	---	---	---	---	---	---
2/17/24	* TEXAS		---	---	---	---	---	---	---	---	---	---	---	---
2/19/24	* IOWA STATE		---	---	---	---	---	---	---	---	---	---	---	---
2/24/24	* at Baylor		---	---	---	---	---	---	---	---	---	---	---	---
2/27/24	* CINCINNATI		---	---	---	---	---	---	---	---	---	---	---	---
3/2/24	* at Oklahoma		---	---	---	---	---	---	---	---	---	---	---	---
3/6/24	* at UCF		---	---	---	---	---	---	---	---	---	---	---	---
3/9/24	* KANSAS		---	---	---	---	---	---	---	---	---	---	---	---

CAREER STATISTICS

Year	W-L	GP-GS	MP	FG-FGA	Pct	3P-A	Pct	FT-FTA	Pct	Off-Def	Reb – Avg	PF-DQ	Ast	TO	Blk	Stl	Pts – Avg
2020-21	7-1	8-0	33	5-15	.333	5-12	.417	0-0	.000	0-3	3 – 0.4	2-0	2	1	0	0	15 – 1.9
2021-22	16-1	17-0	38	3-7	.429	2-6	.333	2-3	.667	1-0	1 – 0.1	4-0	1	0	0	0	10 – 0.6
2022-23	15-0	15-0	44	8-19	.421	5-12	.417	2-2	1.000	1-3	4 – 0.3	4-0	0	0	0	3	23 – 1.5
2023-24	11-0	11-0	30	2-9	.222	1-6	.167	0-0	.000	0-2	2 – 0.2	1-0	2	1	0	0	5 – 0.5
Totals	49-2	51-0	146	18-50	.360	13-36	.361	4-5	.800	2-8	10 – 0.2	11-0	5	2	0	3	53 – 1.0

ELVIN's 2022-23 GAME-BY-GAME (15-0 • 7-0 American)

Opponent	GS	Min	FG-A	3FG-A	FT-A	O-D-T	PF	A	TO	Blk	Stl	Pts
NORTHERN COLORADO	3:34	0-0	0-0	0-0	0-0	0-0-0	0	0	0	0	0	0
vs. Saint Joseph's	DNP – Coach's Decision											
ORAL ROBERTS	3:24	0-1	0-0	0-0	0-0	0-0-0	0	0	0	0	0	0
TEXAS SOUTHERN	3:36	0-0	0-0	2-2	0-0-0	1	0	0	0	0	0	2
at rv/rv Oregon	DNP – Coach's Decision											
KENT STATE	DNP – Coach's Decision											
NORFOLK STATE	4:26	2-4	1-3	0-0	0-1-1	0	0	0	0	0	1	5
vs. –/rv Saint Mary's (Calif.)	DNP – Coach's Decision											
NORTH FLORIDA	2:04	2-2	1-1	0-0	0-0-0	0	0	0	0	0	1	5
#8/10 ALABAMA	DNP – Coach's Decision											
NORTH CAROLINA A&T	3:14	0-1	0-0	0-0	0-1-1	1	0	0	0	0	0	0
at #2/2 Virginia	DNP – Coach's Decision											
MCNEESE	4:00	0-0	0-0	0-0	0-1-1	0	0	0	0	0	0	0
* at Tulsa	2:08	0-1	0-1	0-0	0-0-0	0	0	0	0	0	0	0
* UCF	DNP – Coach's Decision											
* SMU	3:42	1-2	1-2	0-0	1-0-1	0	0	0	0	0	0	3
* at Cincinnati	DNP – Coach's Decision											
* SOUTH FLORIDA	DNP – Coach's Decision											
* at Tulane	DNP – Coach's Decision											
* TEMPLE	DNP – Coach's Decision											
* at UCF	DNP – Coach's Decision											
* CINCINNATI	DNP – Injury											
* at Wichita State	DNP – Coach's Decision											
* at Temple	0:51	1-1	1-1	0-0	0-0-0	0	0	0	0	0	0	3
* TULSA	6:50	2-5	1-3	0-0	0-0-0	0	0	0	0	0	0	5
* at SMU	DNP – Coach's Decision											
* MEMPHIS	DNP – Coach's Decision											
* TULANE	3:15	0-1	0-1	0-0	0-0-0	2	0	0	0	0	1	0
* at East Carolina	1:13	0-0	0-0	0-0	0-0-0	0	0	0	0	0	0	0
* WICHITA STATE	0:25	0-0	0-0	0-0	0-0-0	0	0	0	0	0	0	0
* at Memphis	DNP – Coach's Decision											
vs. (9) East Carolina	DNP – Coach's Decision											
vs. (4) Cincinnati	1:31	0-1	0-0	0-0	0-0-0	0	0	0	0	0	0	0
vs. (2) Memphis	DNP – Coach's Decision											
vs. (16) Northern Kentucky	DNP – Coach's Decision											
vs. (9) Auburn	DNP – Coach's Decision											
vs. #16/15 (5) Miami (Fla.)	DNP – Coach's Decision											

ELVIN's 2020-21 GAME-BY-GAME (7-1 • 3-0 American)

Opponent	GS	Min	FG-A	3FG-A	FT-A	O-D-T	PF	A	TO	Blk	Stl	Pts
LAMAR	DNP – Coach's decision											
BOISE STATE	DNP – Coach's decision											
vs. #14/13 Texas Tech	DNP – Coach's decision											
SOUTH CAROLINA	DNP – Coach's decision											
SAM HOUSTON	Canceled											
RICE	Canceled											
ALCORN STATE	DNP – Unavailable											
* TEMPLE	1:08	0-0	0-0	0-0	0-1-1	0	0	0	0	0	0	0
* at rv/rv UCF	DNP – Coach's decision											
* at Tulsa	DNP – Coach's decision											
* at rv/rv SMU	DNP – Coach's decision											
* WICHITA STATE	DNP – Coach's decision											
* TULANE	DNP – Coach's decision											
* at South Florida	PPD											
* UCF	DNP – Coach's decision											
* –/rv TULSA	1:02	0-1	0-1	0-0	0-0-0	0	0	0	0	0	0	0
* at Temple	DNP – Coach's decision											
* at Tulane	DNP – Coach's decision											
* SMU	DNP – Coach's decision											
* at East Carolina	DNP – Coach's decision											
OUR LADY of the LAKE	23:30	3-11	3-8	0-0	0-2-2	1	2	1	0	0	0	9
* at South Florida	DNP – Coach's decision											
* MEMPHIS	Canceled											
* EAST CAROLINA	Canceled											
* at Wichita State	DNP – Coach's decision											
* CINCINNATI	2:19	1-1	1-1	0-0	0-0-0	0	0	0	0	0	0	3
rv/– WKU	DNP – Coach's decision											
* SOUTH FLORIDA	DNP – Coach's decision											
* MEMPHIS	DNP – Coach's decision											
vs. Tulane	1:12	0-1	0-1	0-0	0-0-0	0	0	0	0	0	0	0
vs. Memphis	DNP – Coach's decision											
vs. Cincinnati	2:37	1-1	1-1	0-0	0-0-1	0	0	0	0	0	0	3
vs. Cleveland State	1:14	0-0	0-0	0-0	0-0-0	0	0	0	0	0	0	0
vs. Rutgers	DNP – Coach's decision											
vs. Syracuse	DNP – Coach's decision											
vs. Oregon State	DNP – Coach's decision											
vs. #3/3 Baylor	0:51	0-0	0-0	0-0	0-0-0	0	0	0	0	0	0	0

ELVIN's 2021-22 GAME-BY-GAME (16-1 • 6-1 American)

Opponent	GS	Min	FG-A	3FG-A	FT-A	O-D-T	PF	A	TO	Blk	Stl	Pts
HOFSTRA	DNP – Coach's Decision											
RICE	4:03	0-1	0-1	2-3	0-0-0	0	0	0	0	0	0	0
rv/#25 VIRGINIA	1:24	0-0	0-0	0-0	0-0-0	0	1	0	0	0	0	0
vs. Butler	0:36	0-0	0-0	0-0	0-0-0	0	0	0	0	0	0	0
vs. Wisconsin	DNP – Coach's Decision											
vs. rv/#23 Oregon	DNP – Coach's Decision											
NORTHWESTERN STATE	3:11	0-2	0-2	0-0	0-0-0	0	0	0	0	0	0	0
BRYANT	5:56	2-2	1-1	0-0	0-0-0	0	0	0	0	0	0	5
ALCORN STATE	2:33	0-0	0-0	0-0	0-0-0	0	0	0	0	0	0	0
at #9/9 Alabama	DNP – Coach's Decision											
LOUISIANA	DNP – Coach's Decision											
vs. Oklahoma State	DNP – Coach's Decision											
TEXAS STATE	5:58	0-0	0-0	0-0	0-0-0	2	0	0	0	0	0	0
* CINCINNATI	Postponed											
* at Temple	DNP – Coach's Decision											
* at South Florida	00:52	0-0	0-0	0-0	0-0-0	0	0	0	0	0	0	0
* WICHITA STATE	DNP – Coach's Decision											
* at Tulsa	DNP – Coach's Decision											
* SOUTH FLORIDA	2:13	0-0	0-0	0-0	0-0-0	0	0	0	0	0	0	0
* EAST CAROLINA	3:14	0-0	0-0	0-0	0-0-0	0	0	0	0	0	0	0
* at UCF	DNP – Coach's Decision											
* TULANE	DNP – Coach's Decision											
* at Cincinnati	2:11	0-0	0-0	0-0	0-0-0	0	0	0	0	0	0	0
* at SMU	DNP – Coach's Decision											
* MEMPHIS	DNP – Coach's Decision											
* UCF	DNP – Coach's Decision											
* at Wichita State	DNP – Coach's Decision											
* at Tulane	DNP – Coach's Decision											
* rv/rv SMU	1:40	0-0	0-0	0-0	0-0-0	1	0	0	0	0	0	0
* CINCINNATI	DNP – Coach's Decision											
* TEMPLE	1:14	1-1	1-1	0-0	0-0-0	0	0	0	0	0	0	3
* at Memphis	0:19	0-0	0-0	0-0	0-0-0	0	0	0	0	0	0	0
vs. Cincinnati	0:40	0-0	0-0	0-0	0-0-0	0	0	0	0	0	0	0
vs. Tulane	1:41	0-1	0-1	0-0	1-0-1	1	0	0	0	0	0	0
vs. Memphis	DNP – Coach's Decision											
vs. UAB	0:41	0-0	0-0	0-0	0-0-0	0	0	0	0	0	0	0
vs. #19/16 Illinois	DNP – Coach's Decision											
vs. #2/2 Arizona	DNP – Coach's Decision											
vs. #6/5 Villanova	DNP – Coach's Decision											



#5 Ja'VIER FRANCIS

Center

6-8 • 235 • Junior-2L

New Orleans, La. (Montverde Academy [Fla.])

Health Promotions

📷lahjay11 X theJayfrancis10

during Shriners Children's Charleston Classic First Round (11/16)... Led all players with nine rebounds, including five offensive boards, in win over Dayton during Shriners Children's Charleston Classic Title Game (11/19)... Grabbed seven rebounds and blocked three shots in win at Xavier (12/1)... Scored 10 points on 4-of-8 shooting and grabbed two offensive board with a pair of steals in home win over Rice (12/6)... Finished with 13 points on 5-of-5 shooting from the field with five rebounds and two blocked shots in home win over Texas State (12/21)... Posted six points with a game-high nine rebounds, including five offensive boards, and blocked two shots with a steal in home win over Penn (12/30)... Finished with 13 points on 6-of-8 shooting and grabbed five rebounds with two blocks in Big 12-opening win over West Virginia (12/6)... Tied for team lead with two steals and grabbed six rebounds at Iowa State (1/9).

CAREER HIGHS

Points

23, vs. McNeese (12/21/22)

Field Goals Made

9, vs. McNeese (12/21/22)

Field Goal Attempts

10, vs. North Carolina A&T (12/13/22)

3-Point Field Goals Made

None

3-Point Field Goal Attempts

None

Free Throws Made

5, vs. McNeese (12/21/22)

Free Throw Attempts

10, vs. McNeese (12/21/22)

Rebounds

15, vs. North Carolina A&T (12/13/22)

Offensive Rebounds

7, vs. McNeese (12/21/22)

7, vs. North Carolina A&T (12/13/22)

Defensive Rebounds

8, vs. North Carolina A&T (12/13/22)

Assists

1, done nine times; Most recently at Xavier (12/1/23)

Steals

3, vs. South Florida (1/11/23)

Blocked Shots

5, vs. Texas A&M-Corpus Christi (1/11/23)

Minutes Played

27:57, vs. North Carolina A&T (12/13/22)

JUNIOR (2023-24)

Made his season debut in starting lineup in season-opening win against ULM inside Fertitta Center... Finished with nine points on 3-of-3 shooting from the field and 3-of-4 from the free throw line with four rebounds and two steals against the Warhawks (11/6)... Scored 13 points on 5-of-7 shooting and grabbed four rebounds with a game-high five blocked shots against Texas A&M-Corpus Christi (11/11)... Recorded six points and led all players with seven rebounds, including three offensive boards, and added two steals in home win over Stetson (11/13)... Scored 10 points on 5-of-6 shooting and grabbed three rebounds with an assist in win over Towson

2023-24 GAME-by-GAME STATISTICS (15-2 - 2-2 Big 12)

Date	Opponent	GS	Min	FG-A	3FG-FGA	FT-FTA	OR-DR	Tot	PF	A	TO	Blk	Stl	Pts
11/6/23	ULM	*	17:44	3-3	0-0	3-4	2-2	4	3	0	1	1	2	9
11/11/23	TEXAS A&M-CORPUS CHRISTI	*	20:14	5-7	0-0	3-4	1-3	4	1	0	0	5	2	13
11/13/23	STETSON	*	18:27	2-4	0-0	2-4	3-4	7	2	0	0	0	2	6
11/16/23	vs. Towson	*	23:29	5-6	0-0	0-0	1-2	3	3	1	1	0	0	10
11/17/23	vs. Utah	*	14:53	0-0	0-0	1-2	1-2	3	3	0	2	1	1	1
11/19/23	vs. Dayton	*	21:15	1-4	0-0	0-0	5-4	9	3	0	0	1	0	2
11/24/23	MONTANA	*	15:11	0-0	0-0	2-4	1-4	5	1	0	1	1	0	2
12/1/23	at Xavier	*	22:54	0-2	0-0	0-3	2-5	7	4	1	3	3	0	0
12/6/23	RICE	*	18:31	4-8	0-0	2-4	2-0	2	1	0	1	1	2	10
12/9/23	JACKSON STATE	*	13:51	1-1	0-0	2-2	1-4	5	2	0	1	0	0	4
12/16/23	vs. rv/rv Texas A&M	*	16:38	2-5	0-0	1-1	2-3	5	4	0	1	3	0	5
12/21/23	TEXAS STATE	*	22:08	5-5	0-0	3-7	2-3	5	2	0	0	2	1	13
12/30/23	PENN	*	19:44	3-8	0-0	0-0	5-4	9	2	0	2	2	1	6
1/6/24	* WEST VIRGINIA	*	17:14	6-8	0-0	1-1	2-3	5	2	0	1	2	0	13
1/9/24	* at rv/rv Iowa State	*	21:23	1-3	0-0	1-2	2-4	6	3	0	0	1	2	3
1/13/24	* at rv/rv TCU	*	21:06	1-1	0-0	0-0	3-3	6	2	0	0	2	0	2
1/17/24	* #25/25 TEXAS TECH	*	24:52	3-7	0-0	0-0	2-4	6	1	0	0	2	1	6
1/20/24	* UCF	---	---	---	---	---	---	---	---	---	---	---	---	---
1/23/24	* at BYU	---	---	---	---	---	---	---	---	---	---	---	---	---
1/27/24	* KANSAS STATE	---	---	---	---	---	---	---	---	---	---	---	---	---
1/29/24	* at Texas	---	---	---	---	---	---	---	---	---	---	---	---	---
2/3/24	* at Kansas	---	---	---	---	---	---	---	---	---	---	---	---	---
2/6/24	* OKLAHOMA STATE	---	---	---	---	---	---	---	---	---	---	---	---	---
2/10/24	* at Cincinnati	---	---	---	---	---	---	---	---	---	---	---	---	---
2/17/24	* TEXAS	---	---	---	---	---	---	---	---	---	---	---	---	---
2/19/24	* IOWA STATE	---	---	---	---	---	---	---	---	---	---	---	---	---
2/24/24	* at Baylor	---	---	---	---	---	---	---	---	---	---	---	---	---
2/27/24	* CINCINNATI	---	---	---	---	---	---	---	---	---	---	---	---	---
3/2/24	* at Oklahoma	---	---	---	---	---	---	---	---	---	---	---	---	---
3/6/24	* at UCF	---	---	---	---	---	---	---	---	---	---	---	---	---
3/9/24	* KANSAS	---	---	---	---	---	---	---	---	---	---	---	---	---

CAREER STATISTICS

Year	W-L	GP-GS	MP	FG-FGA	Pct	3P-A	Pct	FT-FTA	Pct	Off-Def	Reb - Avg	PF-DQ	Ast	TO	Blk	Stl	Pts - Avg
2021-22	17-1	18-0	73	9-14	.643	0-0	.000	3-9	.333	5-11	16 - 0.9	5-0	0	6	11	1	21 - 1.2
2022-23	32-3	35-1	362	62-87	.713	0-0	.000	26-44	.591	50-72	122 - 3.5	56-0	6	10	39	12	150 - 4.3
2023-24	15-2	17-17	330	42-72	.583	0-0	.000	21-38	.553	37-54	91 - 5.4	39-0	2	14	27	14	105 - 6.2
Totals	64-6	70-18	764	113-173	.653	0-0	.000	50-91	.549	92-137	229 - 3.3	100-0	8	30	77	27	276 - 3.9



#15 KORDELIUS JEFFERSON

Guard

6-1 • 190 • Freshman-HS

Arlington, Texas (James Martin HS)

Undeclared Major

korrdel

CAREER HIGHS

Points

None

Field Goals Made

None

Field Goal Attempts

None

3-Point Field Goals Made

None

3-Point Field Goal Attempts

None

Free Throws Made

None

Free Throw Attempts

None

Rebounds

None

Offensive Rebounds

None

Defensive Rebounds

None

Assists

None

Steals

None

Blocked Shots

None

Minutes Played

None

FRESHMAN (2023-24)

Has not competed and is expected to sit out as a redshirt this season...
Had surgery on both wrists during the summer.

2023-24 GAME-BY-GAME STATISTICS (0-0 • 0-0 Big 12)

Date	Opponent	GS	Min	FG-A	3FG-FGA	FT-FTA	OR-DR	Tot	PF	A	TO	Blk	Stl	Pts	
11/6/23	ULM	DNP – Coach's Decision													
11/11/23	TEXAS&M-CORPUS CHRISTI	DNP – Coach's Decision													
11/13/23	STETSON	DNP – Coach's Decision													
11/16/23	vs. Towson	DNP – Coach's Decision													
11/17/23	vs. Utah	DNP – Coach's Decision													
11/19/23	vs. Dayton	DNP – Coach's Decision													
11/24/23	MONTANA	DNP – Coach's Decision													
12/1/23	at Xavier	DNP – Coach's Decision													
12/6/23	RICE	DNP – Coach's Decision													
12/9/23	JACKSON STATE	DNP – Coach's Decision													
12/16/23	vs. rv/rv Texas A&M	DNP – Coach's Decision													
12/21/23	TEXAS STATE	DNP – Coach's Decision													
12/30/23	PENN	DNP – Coach's Decision													
1/6/24	* WEST VIRGINIA	DNP – Coach's Decision													
1/9/24	* at rv/rv Iowa State	DNP – Coach's Decision													
1/13/24	* at rv/rv TCU	DNP – Coach's Decision													
1/17/24	* #25/25 TEXAS TECH	--	--	--	--	--	--	--	--	--	--	--	--	--	
1/20/24	* UCF	--	--	--	--	--	--	--	--	--	--	--	--	--	
1/23/24	* at BYU	--	--	--	--	--	--	--	--	--	--	--	--	--	
1/27/24	* KANSAS STATE	--	--	--	--	--	--	--	--	--	--	--	--	--	
1/29/24	* at Texas	--	--	--	--	--	--	--	--	--	--	--	--	--	
2/3/24	* at Kansas	--	--	--	--	--	--	--	--	--	--	--	--	--	
2/6/24	* OKLAHOMA STATE	--	--	--	--	--	--	--	--	--	--	--	--	--	
2/10/24	* at Cincinnati	--	--	--	--	--	--	--	--	--	--	--	--	--	
2/17/24	* TEXAS	--	--	--	--	--	--	--	--	--	--	--	--	--	
2/19/24	* IOWA STATE	--	--	--	--	--	--	--	--	--	--	--	--	--	
2/24/24	* at Baylor	--	--	--	--	--	--	--	--	--	--	--	--	--	
2/27/24	* CINCINNATI	--	--	--	--	--	--	--	--	--	--	--	--	--	
3/2/24	* at Oklahoma	--	--	--	--	--	--	--	--	--	--	--	--	--	
3/6/24	* at UCF	--	--	--	--	--	--	--	--	--	--	--	--	--	
3/9/24	* KANSAS	--	--	--	--	--	--	--	--	--	--	--	--	--	

CAREER STATISTICS

Year	W-L	GP-GS	MP	FG-FGA	Pct	3P-A	Pct	FT-FTA	Pct	Off-Def	Reb – Avg	PF-DQ	Ast	TO	Blk	Stl	Pts – Avg
2023-24	0-0																
Totals	0-0	0-0	0	0-0	.000	0-0	.000	0-0	.000	0-0	0-0.0	0-0	0	0	0	0	0-0.0



#2 CEDRIC LATH

Center

6-9 • 265 • r-Freshman-RS (RS' 22-23)

Abidjan, Ivory Coast (Balboa School [San Diego])

Undeclared Major

ced_lath X AguyCedric

offensive rebound in home win over Penn (12/30)... Snared an offensive rebound and put the layup back in in home win over #25/25 Texas Tech (1/17).

CAREER HIGHS

Points

2, vs. #25/25 Texas Tech (1/17/24)

Field Goals Made

1, vs. #25/25 Texas Tech (1/17/24)

Field Goal Attempts

1, done four times; Most recently vs. #25/25 Texas Tech (1/17/24)

3-Point Field Goals Made

None

3-Point Field Goal Attempts

None

Free Throws Made

1, vs. Penn (12/30/23)

Free Throw Attempts

2, vs. Penn (12/30/23)

Rebounds

2, vs. Rice (12/6/23)

Offensive Rebounds

2, vs. Rice (12/6/23)

Defensive Rebounds

None

Assists

None

Steals

None

Blocked Shots

1, vs. Texas State (12/21/23)

Minutes Played

4:43, vs. Rice (12/6/23)

REDSHIRT FRESHMAN (2023-24)

Made his Houston debut in season-opening win over ULM inside Fertitta Center (11/6)... Grabbed offensive rebound in home win over Texas A&M-Corpus Christi (11/11)... Snared offensive board in home win over Montana (11/24)... Posted two offensive boards in home win over Rice (12/6)... Blocked a shot in home win over Texas State (12/21)... Grabbed

2023-24 GAME-BY-GAME STATISTICS (12-0 • 2-0 Big 12)

Date	Opponent	GS	Min	FG-A	3FG-FGA	FT-FTA	OR-DR	Tot	PF	A	TO	Blk	Stl	Pts	
11/6/23	ULM		2:58	0-0	0-0	0-0	0-0	0	1	0	0	0	0	0	
11/11/23	TEXAS A&M-CORPUS CHRISTI		2:47	0-1	0-0	0-0	1-0	1	0	0	1	0	0	0	
11/13/23	STETSON		2:19	0-0	0-0	0-0	0-0	0	0	0	0	0	0	0	
11/16/23	vs. Towson		1:37	0-0	0-0	0-0	0-0	0	0	0	0	0	0	0	
11/17/23	vs. Utah	DNP – Coach's Decision													
11/19/23	vs. Dayton		1:38	0-0	0-0	0-0	0-0	0	0	0	0	0	0	0	
11/24/23	MONTANA		2:47	0-0	0-0	0-0	1-0	1	0	0	0	0	0	0	
12/1/23	at Xavier	DNP – Coach's Decision													
12/6/23	RICE		4:43	0-1	0-0	0-0	2-0	2	4	0	1	0	0	0	
12/9/23	JACKSON STATE		3:08	0-1	0-0	0-0	0-0	0	1	0	0	0	0	0	
12/16/23	vs. rv/rv Texas A&M	DNP – Coach's Decision													
12/21/23	TEXAS STATE		2:52	0-0	0-0	0-0	0-0	0	0	0	0	1	0	0	
12/30/23	PENN		3:52	0-0	0-0	1-2	1-0	1	0	0	0	0	0	1	
1/6/24	* WEST VIRGINIA		2:34	0-0	0-0	0-0	0-0	0	1	0	0	0	0	0	
1/9/24	* at rv/rv Iowa State	DNP – Coach's Decision													
1/13/24	* at rv/rv TCU	DNP – Coach's Decision													
1/17/24	* #25/25 TEXAS TECH		1:16	1-1	0-0	0-0	1-0	1	0	0	0	0	0	0	
1/20/24	* UCF		---	---	---	---	---	---	---	---	---	---	---	---	
1/23/24	* at BYU		---	---	---	---	---	---	---	---	---	---	---	---	
1/27/24	* KANSAS STATE		---	---	---	---	---	---	---	---	---	---	---	---	
1/29/24	* at Texas		---	---	---	---	---	---	---	---	---	---	---	---	
2/3/24	* at Kansas		---	---	---	---	---	---	---	---	---	---	---	---	
2/6/24	* OKLAHOMA STATE		---	---	---	---	---	---	---	---	---	---	---	---	
2/10/24	* at Cincinnati		---	---	---	---	---	---	---	---	---	---	---	---	
2/17/24	* TEXAS		---	---	---	---	---	---	---	---	---	---	---	---	
2/19/24	* IOWA STATE		---	---	---	---	---	---	---	---	---	---	---	---	
2/24/24	* at Baylor		---	---	---	---	---	---	---	---	---	---	---	---	
2/27/24	* CINCINNATI		---	---	---	---	---	---	---	---	---	---	---	---	
3/2/24	* at Oklahoma		---	---	---	---	---	---	---	---	---	---	---	---	
3/6/24	* at UCF		---	---	---	---	---	---	---	---	---	---	---	---	
3/9/24	* KANSAS		---	---	---	---	---	---	---	---	---	---	---	---	

CAREER STATISTICS

Year	W-L	GP-GS	MP	FG-FGA	Pct	3P-A	Pct	FT-FTA	Pct	Off-Def	Reb – Avg	PF-DQ	Ast	TO	Blk	Stl	Pts – Avg
2022-23	0-0																
2023-24	12-0	12-0	33	1-4	.250	0-0	.000	1-2	.500	6-0	6 – 0.5	8-0	0	2	1	0	3 – 0.3
Totals	12-0	12-0	33	1-4	.250	0-0	.000	1-2	.500	6-0	6 – 0.5	8-0	0	2	1	0	3 – 0.3



#12 JACOB McFARLAND

Center

6-10 • 195 • Freshman-HS

Moreno Valley, Calif. (Rancho Verde HS)

Undeclared Major

📷 X jacobmcfar1and

CAREER HIGHS

Points

None

Field Goals Made

None

Field Goal Attempts

None

3-Point Field Goals Made

None

3-Point Field Goal Attempts

None

Free Throws Made

None

Free Throw Attempts

None

Rebounds

None

Offensive Rebounds

None

Defensive Rebounds

None

Assists

None

Steals

None

Blocked Shots

None

Minutes Played

None

FRESHMAN (2023-24)

Has not competed and is expected to sit out as a redshirt this season.

2023-24 GAME-by-GAME STATISTICS (0-0 • 0-0 Big 12)

Date	Opponent	GS	Min	FG-A	3FG-FGA	FT-FTA	OR-DR	Tot	PF	A	TO	Blk	Stl	Pts	
11/6/23	ULM	DNP – Coach's Decision													
11/11/23	TEXAS&M-CORPUS CHRISTI	DNP – Coach's Decision													
11/13/23	STETSON	DNP – Coach's Decision													
11/16/23	vs. Towson	DNP – Coach's Decision													
11/17/23	vs. Utah	DNP – Coach's Decision													
11/19/23	vs. Dayton	DNP – Coach's Decision													
11/24/23	MONTANA	DNP – Coach's Decision													
12/1/23	at Xavier	DNP – Coach's Decision													
12/6/23	RICE	DNP – Coach's Decision													
12/9/23	JACKSON STATE	DNP – Coach's Decision													
12/16/23	vs. rv/rv Texas A&M	DNP – Coach's Decision													
12/21/23	TEXAS STATE	DNP – Coach's Decision													
12/30/23	PENN	DNP – Coach's Decision													
1/6/24	* WEST VIRGINIA	DNP – Coach's Decision													
1/9/24	* at rv/rv Iowa State	DNP – Coach's Decision													
1/13/24	* at rv/rv TCU	DNP – Coach's Decision													
1/17/24	* #25/25 TEXAS TECH	--	--	--	--	--	--	--	--	--	--	--	--	--	
1/20/24	* UCF	--	--	--	--	--	--	--	--	--	--	--	--	--	
1/23/24	* at BYU	--	--	--	--	--	--	--	--	--	--	--	--	--	
1/27/24	* KANSAS STATE	--	--	--	--	--	--	--	--	--	--	--	--	--	
1/29/24	* at Texas	--	--	--	--	--	--	--	--	--	--	--	--	--	
2/3/24	* at Kansas	--	--	--	--	--	--	--	--	--	--	--	--	--	
2/6/24	* OKLAHOMA STATE	--	--	--	--	--	--	--	--	--	--	--	--	--	
2/10/24	* at Cincinnati	--	--	--	--	--	--	--	--	--	--	--	--	--	
2/17/24	* TEXAS	--	--	--	--	--	--	--	--	--	--	--	--	--	
2/19/24	* IOWA STATE	--	--	--	--	--	--	--	--	--	--	--	--	--	
2/24/24	* at Baylor	--	--	--	--	--	--	--	--	--	--	--	--	--	
2/27/24	* CINCINNATI	--	--	--	--	--	--	--	--	--	--	--	--	--	
3/2/24	* at Oklahoma	--	--	--	--	--	--	--	--	--	--	--	--	--	
3/6/24	* at UCF	--	--	--	--	--	--	--	--	--	--	--	--	--	
3/9/24	* KANSAS	--	--	--	--	--	--	--	--	--	--	--	--	--	

CAREER STATISTICS

Year	W-L	GP-GS	MP	FG-FGA	Pct	3P-A	Pct	FT-FTA	Pct	Off-Def	Reb – Avg	PF-DQ	Ast	TO	Blk	Stl	Pts – Avg
2023-24	0-0																
Totals	0-0	0-0	0	0-0	.000	0-0	.000	0-0	.000	0-0	0-0.0	0-0	0	0	0	0	0-0.0

Has not competed



#13 J'WAN ROBERTS

Forward

6-7 • 230 • r-Senior-3L (RS '19-20)

**St. Thomas, U.S. Virgin Islands
(Shoemaker HS [Killeen, Texas])**

'23 UH graduate in Health

jwann_13 **JwanRoberts13**

with six rebounds, including three offensive, in home win over.. Led all players with 12 rebounds, including five offensive boards, and scored nine points with two assists, two blocks and a steal in win at Xavier (12/1)... Flirted with a triple-double with 10 points, a team-high 11 rebounds and a career-high seven assists against rv/rv Texas A&M in The Halal Guys Showcase inside Toyota Center... Was his second double-double of the season (12/16)... Led Cougars with eight rebounds, including five offensive boards, and tied for team lead with three assists and two blocks at rv/rv Iowa State (1/9)... Led all players with 20 points, 13 rebounds and four blocked shots and tied for team-high honors with five assists at rv/rv TCU (1/13/24)... Totaled 12 points on 6-of-9 shooting and grabbed seven rebounds with two assists and two steals in home win over #25/25 Texas Tech (1/17).

CAREER HIGHS

Points

26, vs. Tulane (2/22/23)

Field Goals Made

10, at rv/rv TCU (1/13/24)

Field Goal Attempts

18, at rv/rv TCU (1/13/24)

3-Point Field Goals Made

None

3-Point Field Goal Attempts

2, vs. Wisconsin (11/23/21)

Free Throws Made

8, vs. Tulane (2/22/23)
8, vs. Memphis (2/19/23)

Free Throw Attempts

10, vs. Texas A&M-Corpus Christi (11/11/23)

Rebounds

20, vs. Memphis (3/12/23)

Offensive Rebounds

10, vs. Memphis (3/12/23)

Defensive Rebounds

10, vs. Towson (11/16/23)
10, vs. Memphis (3/12/23)

Assists

7, vs. rv/rv Texas A&M (12/16/23)

Steals

3, done four times; Most recently vs. Jackson State (12/9/23)

Blocked Shots

5, vs. Auburn (3/18/23)
5, vs. #8/10 Alabama (12/10/22)

Minutes Played

37:11, vs. Memphis (3/12/23)

PRESEASON HONORS

• Karl Malone Award Preseason Watch List

SENIOR (2023-24)

Made his season debut in season-opening win over ULM inside Fertitta Center... Finished with six points, seven rebounds – including four offensive boards – and two steals against the Warhawks (11/6)... Led all players with 17 points on 6-of-10 shooting and nine rebounds, including four offensive, in win over Texas A&M-Corpus Christi (11/11)... Grabbed a game-high 11 rebounds in win over Towson during Shriners Children's Charleston Classic First Round (11/16)... Posted the team's first double-double of the season with 13 points and 12 rebounds in win over Utah in Shriners Children's Charleston Classic Semifinals... Connected on 5-of-6 from the field and 3-of-4 from the free throw line (11/17)... Finished with 10 points on 5-of-6 shooting and grabbed eight rebounds with three assists and two steals in win over Dayton during Shriners Children's Charleston Classic Title Game (11/19)... Posted 13 points

2023-24 GAME-by-GAME STATISTICS (14-2 • 2-2 Big 12)

Date	Opponent	GS	Min	FG-A	3FG-FGA	FT-FTA	OR-DR	Tot	PF	A	TO	Blk	Stl	Pts	
11/6/23	ULM	*	23:01	3-4	0-0	0-0	4-3	7	1	1	1	1	2	6	
11/11/23	TEXAS A&M-CORPUS CHRISTI	*	22:28	6-10	0-0	5-10	4-5	9	1	4	1	0	0	17	
11/13/23	STETSON	*	8:13	0-1	0-0	0-0	0-1	1	0	0	0	0	1	0	
11/16/23	vs. Towson	*	21:48	2-3	0-0	1-3	1-10	11	1	1	2	1	0	5	
11/17/23	vs. Utah	*	26:21	5-6	0-0	3-4	3-9	12	4	1	0	0	1	13	
11/19/23	vs. Dayton	*	30:45	5-6	0-0	0-0	3-5	8	0	3	2	1	2	10	
11/24/23	MONTANA	*	22:10	5-7	0-0	3-4	3-3	6	1	0	0	1	1	13	
12/1/23	at Xavier	*	31:06	3-7	0-0	3-4	5-7	12	3	2	3	2	1	9	
12/6/23	RICE	*	19:45	2-4	0-0	0-0	2-4	6	1	2	0	1	1	4	
12/9/23	JACKSON STATE	*	18:00	1-2	0-0	1-2	1-0	1	3	0	2	1	3	3	
12/16/23	vs. rv/rv Texas A&M	*	36:11	5-8	0-0	0-0	4-7	11	3	7	0	1	0	10	
12/21/23	TEXAS STATE	*	8:04	0-2	0-0	0-0	0-1	1	1	1	1	1	2	0	
12/30/23	PENN	DNP – Injury													
1/6/24	* WEST VIRGINIA	*	27:58	4-10	0-1	1-2	0-3	3	3	1	0	0	1	9	
1/9/24	* at rv/rv Iowa State	*	36:06	3-7	0-0	0-0	5-3	8	1	3	2	2	1	6	
1/13/24	* at rv/rv TCU	*	36:02	10-18	0-0	0-1	6-7	13	2	5	0	4	0	20	
1/17/24	* #25/25 TEXAS TECH	*	29:16	6-9	0-0	0-0	3-4	7	2	2	1	0	2	12	
1/20/24	* UCF	---	---	---	---	---	---	---	---	---	---	---	---	---	
1/23/24	* at BYU	---	---	---	---	---	---	---	---	---	---	---	---	---	
1/27/24	* KANSAS STATE	---	---	---	---	---	---	---	---	---	---	---	---	---	
1/29/24	* at Texas	---	---	---	---	---	---	---	---	---	---	---	---	---	
2/3/24	* at Kansas	---	---	---	---	---	---	---	---	---	---	---	---	---	
2/6/24	* OKLAHOMA STATE	---	---	---	---	---	---	---	---	---	---	---	---	---	
2/10/24	* at Cincinnati	---	---	---	---	---	---	---	---	---	---	---	---	---	
2/17/24	* TEXAS	---	---	---	---	---	---	---	---	---	---	---	---	---	
2/19/24	* IOWA STATE	---	---	---	---	---	---	---	---	---	---	---	---	---	
2/24/24	* at Baylor	---	---	---	---	---	---	---	---	---	---	---	---	---	
2/27/24	* CINCINNATI	---	---	---	---	---	---	---	---	---	---	---	---	---	
3/2/24	* at Oklahoma	---	---	---	---	---	---	---	---	---	---	---	---	---	
3/6/24	* at UCF	---	---	---	---	---	---	---	---	---	---	---	---	---	
3/9/24	* KANSAS	---	---	---	---	---	---	---	---	---	---	---	---	---	

CAREER STATISTICS

Year	W-L	GP-GS	MP	FG-FGA	Pct	3P-A	Pct	FT-FTA	Pct	Off-Def	Reb – Avg	PF-DQ	Ast	TO	Blk	Stl	Pts – Avg
2019-20																	
2020-21	21-4	25-1	266	19-34	.559	0-0	.000	10-19	.526	36-59	95 – 3.8	20-0	8	9	14	10	48 – 1.9
2021-22	32-6	38-0	617	49-78	.628	0-4	.000	22-44	.500	78-109	187 – 4.9	52-0	20	22	14	24	120 – 3.2
2022-23	33-4	37-36	976	156-255	.612	0-1	.000	59-86	.686	111-174	285 – 7.7	79-2	44	39	49	26	371 – 10.0
2023-24	14-2	16-16	397	60-104	.577	0-1	.000	17-30	.567	44-72	116 – 7.3	27-0	33	15	16	18	137 – 8.6
Totals	100-16	116-53	2,255	284-471	.603	0-6	.000	108-179	.603	269-414	683 – 5.9	178-2	105	85	93	78	676 – 5.8



#21 EMANUEL SHARP

Guard

6-3 • 205 • r-Sophomore-1L (RS '21-22)

Tampa, Fla. (Bishop McLaughlin School)

Undeclared Major

emanuelsharp_

CAREER HIGHS

Points

25, vs. Jackson State (12/9/23)

Field Goals Made

7, vs. rv/rv Texas A&M (12/16/23)

Field Goal Attempts

17, vs. rv/rv Texas A&M (12/16/23)

3-Point Field Goals Made

6, vs. McNeese (12/21/22)

3-Point Field Goal Attempts

13, vs. rv/rv Texas A&M (12/16/23)

Free Throws Made

11, vs. Texas State (12/21/23)

Free Throw Attempts

11, vs. Texas State (12/21/23)

Rebounds

10, vs. SMU (1/5/23)

Offensive Rebounds

5, vs. rv/rv Texas A&M (12/16/23)

Defensive Rebounds

8, vs. SMU (1/5/23)

Assists

4, at Xavier (12/1/23)

Steals

4, vs. Texas State (12/21/23)

Blocked Shots

1, vs. Stetson (11/13/23)

1, at SMU (2/16/23)

Minutes Played

37:04, at rv/rv Iowa State (1/9/24)

SOPHOMORE (2023-24)

Made his first career start in season opener against ULM... Posted the first 20-point game of his career with 20 points, thanks to four 3-pointers, against the Warhawks (11/6)... Finished with 11 points with two 3-pointers, two rebounds and two assists in home win over Texas A&M-Corpus Christi (11/11)... Posted 14 points with three 3-pointers and added three rebounds in win over Towson during Shriner Children's Charleston Classic First Round (11/16)... Led Houston with 15 points and grabbed six rebounds with three steals in win over Utah during Shriners Children's Charleston Classic (11/17)... Totaled 11 points with two 3-pointers and six rebounds, including three offensive, in home win over Montana (11/24)... Finished with 10 points and dished out four assists with three steals in win over Xavier (12/1)... Totaled 12 points on 4-of-8 shooting and grabbed four rebounds with three assists and a steal in home win over Rice (12/6)... Posted a career-high 25 points with five 3-pointers in home win over Jackson State... Also grabbed three rebounds with three steals against the Tigers (12/9)... Led Houston with 21 points and five 3-pointers in win over rv/rv Texas A&M at The Halal Guys Showcase inside Toyota Center... Also led Cougars with five offensive

rebounds... With Cougars clinging to 2-point lead late in shot clock, buried a 3-pointer from the right wing for a 5-point lead with 21 seconds remaining... Drained a pair of free throws for a 4-point lead with five seconds left against the Aggies (12/16)... Led all players with 17 points, thanks to 11-of-11 shooting from the free throw line, and grabbed three rebounds with game-high four steals in home win over Texas State (12/21)... Scored 12 points with four rebounds, including two offensive boards, and added a steal and assist in home win over Penn (12/30)... Led all players with seven rebounds and scored eight points with three steals in Big 12-opening win over West Virginia (1/6)... Led all players with 20 points and five 3-pointers at rv/rv Iowa State (1/9)... Topped all players with three steals at rv/rv TCU (1/13).

2023-24 GAME-by-GAME STATISTICS (15-2 • 2-2 Big 12)

Date	Opponent	GS	Min	FG-A	3FG-FGA	FT-FTA	OR-DR	Tot	PF	A	TO	Blk	Stl	Pts
11/6/23	ULM	*	20:56	5-9	4-8	6-8	0-0	0	1	0	1	0	0	20
11/11/23	TEXAS A&M-CORPUS CHRISTI	*	21:51	3-8	2-5	3-3	2-1	3	3	2	1	0	0	11
11/13/23	STETSON	*	22:21	1-5	0-4	5-7	2-3	5	1	1	2	1	0	7
11/16/23	vs. Towson		18:12	4-7	3-5	3-3	0-3	3	2	0	1	0	0	14
11/17/23	vs. Utah		27:45	6-13	1-4	2-3	2-4	6	1	0	1	0	3	15
11/19/23	vs. Dayton		20:27	2-10	0-5	0-0	0-2	2	2	1	0	0	1	4
11/24/23	MONTANA		19:18	3-5	2-3	3-4	3-3	6	0	0	1	0	2	11
12/1/23	at Xavier	*	36:20	2-12	1-6	5-6	0-2	2	1	4	0	0	3	10
12/6/23	RICE	*	17:23	4-8	2-6	2-2	1-3	4	1	3	2	0	1	12
12/9/23	JACKSON STATE	*	22:04	6-13	5-9	8-10	1-2	3	2	1	1	0	3	25
12/16/23	vs. rv/rv Texas A&M	*	35:23	7-17	5-13	2-2	5-1	6	2	0	2	0	1	21
12/21/23	TEXAS STATE	*	27:04	2-10	2-9	11-11	1-2	3	2	1	1	0	4	17
12/30/23	PENN	*	27:57	5-10	2-5	0-0	2-2	4	3	1	1	0	1	12
1/6/24	* WEST VIRGINIA	*	20:52	3-4	1-2	1-1	2-5	7	3	0	2	0	3	8
1/9/24	* at rv/rv Iowa State	*	37:04	6-12	5-10	3-4	1-4	5	4	0	1	0	1	20
1/13/24	* at rv/rv TCU	*	28:54	2-7	1-4	3-4	0-0	0	4	1	1	0	3	8
1/17/24	* #25/25 TEXAS TECH	*	20:57	3-8	2-5	0-0	0-3	3	3	0	1	0	0	8
1/20/24	* UCF		---	---	---	---	---	---	---	---	---	---	---	---
1/23/24	* at BYU		---	---	---	---	---	---	---	---	---	---	---	---
1/27/24	* KANSAS STATE		---	---	---	---	---	---	---	---	---	---	---	---
1/29/24	* at Texas		---	---	---	---	---	---	---	---	---	---	---	---
2/3/24	* at Kansas		---	---	---	---	---	---	---	---	---	---	---	---
2/6/24	* OKLAHOMA STATE		---	---	---	---	---	---	---	---	---	---	---	---
2/10/24	* at Cincinnati		---	---	---	---	---	---	---	---	---	---	---	---
2/17/24	* TEXAS		---	---	---	---	---	---	---	---	---	---	---	---
2/19/24	* IOWA STATE		---	---	---	---	---	---	---	---	---	---	---	---
2/24/24	* at Baylor		---	---	---	---	---	---	---	---	---	---	---	---
2/27/24	* CINCINNATI		---	---	---	---	---	---	---	---	---	---	---	---
3/2/24	* at Oklahoma		---	---	---	---	---	---	---	---	---	---	---	---
3/6/24	* at UCF		---	---	---	---	---	---	---	---	---	---	---	---
3/9/24	* KANSAS		---	---	---	---	---	---	---	---	---	---	---	---

CAREER STATISTICS

Year	W-L	GP-GS	MP	FG-FGA	Pct	3P-A	Pct	FT-FTA	Pct	Off-Def	Reb - Avg	PF-DQ	Ast	TO	Blk	Stl	Pts - Avg
2021-22	0-0									Redshirt							
2022-23	30-3	33-0	515	58-159	.365	43-124	.347	37-42	.881	20-54	74 - 2.2	72-1	16	26	2	10	196 - 5.9
2023-24	15-2	17-13	425	64-158	.405	38-103	.369	57-68	.838	22-40	62 - 3.6	35-0	15	19	1	26	223 - 13.1
Totals	45-5	50-13	940	122-317	.385	81-227	.357	94-110	.855	42-94	136 - 2.7	107-1	31	45	3	36	419 - 8.4

SHARP's 2022-23 GAME-BY-GAME (30-3 • 17-1 American)

Opponent	Date	GS	Min	FG-A	3FG-A	FT-A	Off-Def	Tot	PF	A	TO	Blk	Stl	Pts
NORTHERN COLORADO	11/7/22		7:41	4-7	3-5	0-0	2-0	2	3	1	0	0	1	11
vs. Saint Joseph's	11/11/22		3:14	0-1	0-1	0-0	0-1	1	0	0	1	0	0	0
ORAL ROBERTS	11/14/22		11:47	2-2	0-0	2-2	0-2	2	2	0	3	0	0	6
TEXAS SOUTHERN	11/16/22		6:33	0-1	0-1	0-0	0-0	0	1	1	0	0	0	0
at rv/rv Oregon	11/20/22		DNP – Coach's Decision											
KENT STATE	11/26/22		DNP – Coach's Decision											
NORFOLK STATE	11/29/22		19:01	1-6	1-4	0-0	1-1	2	0	0	1	0	0	3
vs. –/rv Saint Mary's (Calif.)	12/3/22		DNP – Coach's Decision											
NORTH FLORIDA	12/6/22		19:14	3-5	3-5	0-0	0-0	0	0	0	1	0	0	9
#8/10 ALABAMA	12/10/22		DNP – Coach's Decision											
NORTH CAROLINA A&T	12/13/22		25:39	3-5	1-3	3-3	0-3	3	3	2	3	0	0	10
at #2/2 Virginia	12/17/22		9:26	0-2	0-2	0-0	0-1	1	1	0	1	0	0	0
MCNEESE	12/21/22		19:11	6-10	6-10	0-0	2-1	3	0	1	1	0	0	18
* at Tulsa	12/28/22		20:17	4-7	3-5	3-3	0-4	4	4	0	4	0	0	14
* UCF	12/31/22		8:25	0-2	0-1	0-0	0-2	2	0	0	0	0	0	0
* SMU	1/5/23		23:31	1-9	1-7	3-3	2-8	10	3	0	0	0	0	6
* at Cincinnati	1/8/23		4:07	0-1	0-1	0-0	0-0	0	0	0	0	0	0	0
* SOUTH FLORIDA	1/11/23		14:51	3-6	2-5	0-0	0-0	0	3	0	1	0	0	8
* at Tulane	1/17/23		13:15	1-2	1-2	3-3	0-1	1	3	1	2	0	2	6
* TEMPLE	1/22/23		11:56	1-2	1-2	0-0	1-0	1	2	0	1	0	0	3
* at UCF	1/25/23		23:38	5-7	4-6	4-4	0-3	3	3	0	0	1	0	18
* CINCINNATI	1/28/23		23:51	1-5	1-5	2-3	0-2	2	1	1	1	0	0	5
* at Wichita State	2/2/23		6:22	0-2	0-2	0-0	0-1	1	2	0	0	0	0	0
* at Temple	2/5/23		19:33	2-4	1-3	1-2	1-2	3	2	0	0	0	0	6
* at SMU	2/16/23		22:33	2-8	2-6	1-2	3-2	5	3	2	1	1	0	7
* MEMPHIS	2/19/23		15:49	1-7	0-4	0-0	0-0	0	3	1	0	0	2	2
* TULANE	2/22/23		17:18	1-8	1-6	2-2	3-2	5	2	2	1	0	1	5
* at East Carolina	2/25/23		17:29	0-2	0-1	0-0	1-1	2	3	1	1	0	1	0
* WICHITA STATE	3/2/23		10:15	1-3	1-3	4-4	1-1	2	3	1	1	0	0	7
* at Memphis	3/5/23		14:16	2-4	1-3	0-0	0-0	0	2	0	1	0	0	5
vs. (9) East Carolina	3/10/23		18:09	1-6	1-4	1-2	0-2	2	4	0	0	0	1	4
vs. (4) Cincinnati	3/11/23		22:42	1-5	0-2	0-0	0-3	3	4	0	0	0	0	2
vs. (2) Memphis	3/12/23		12:37	1-5	1-5	0-0	2-0	2	2	0	0	0	0	3
vs. (16) Northern Kentucky	3/16/23		22:43	3-4	2-3	2-2	0-1	1	3	1	0	0	0	10
vs. (9) Auburn	3/18/23		12:54	1-4	1-3	4-5	0-4	4	2	0	0	0	1	7
vs. #16/15 (5) Miami (Fla.)	3/24/23		17:30	3-8	2-6	0-0	0-2	2	3	0	0	0	0	8

SHARP's 2021-22 GAME-BY-GAME (0-0 • 0-0 American)

Opponent	Date	GS	Min	FG-A	3FG-A	FT-A	Off-Def	Tot	PF	A	TO	Blk	Stl	Pts
Joined program on Dec. 29, 2021 – Did not compete in any games as redshirt														



#1 JAMAL SHEAD

Guard

6-1 • 200 • Senior-3L

Manor, Texas (Manor HS)

Health

@j.uno1 X Thejshead

CAREER HIGHS

Points

29, vs. #25/25 Texas Tech (1/17/24)

Field Goals Made

12, vs. #25/25 Texas Tech (1/17/24)

Field Goal Attempts

20, vs. #8/10 Alabama (12/10/22)

3-Point Field Goals Made

4, vs. Wichita State (3/2/23)
4, vs. Norfolk State (11/29/22)

3-Point Field Goal Attempts

9, vs. Memphis (3/12/23)

Free Throws Made

9, vs. #2/2 Arizona (3/24/22)

Free Throw Attempts

10, vs. Memphis (3/12/23)
10, vs. #2/2 Arizona (3/24/22)

Rebounds

9, vs. Our Lady of the Lake (2/6/21)

Offensive Rebounds

3, at UCF (1/25/23)
3, vs. SMU (1/5/23)
3, vs. Tulane (2/2/22)

Defensive Rebounds

8, vs. Our Lady of the Lake (2/6/21)

Assists

13, vs. Temple (3/3/22)

Steals

8, vs. Our Lady of the Lake (2/6/21)

Blocked Shots

4, vs. West Virginia (1/6/24)
4, vs. Lamar (11/25/20)

Minutes Played

49:31, at Wichita State (2/20/22)

HONORS

• **2023 Shriners Children's Charleston Classic All-Tournament Team**

PRESEASON HONORS

• **Wooden Award Preseason Watch List**
• **Jersey Mike's Naismith Trophy Preseason Watch List**
• **Bob Cousy Award Preseason Watch List**

SENIOR (2023-24)

Became seventh player in school history to record 500+ assists in his career... Currently ranks fifth in Houston history with 555 assists. Made his season debut in season-opening win against ULM... Finished with five points, eight assists, three rebounds and four steals in less than 18 minutes against the Warhawks (11/6)... Tied for game-high lead with four assists and grabbed six rebounds in home win over Texas A&M-Corpus Christi (11/11)... Led all players with eight assists and five steals in home win over Stetson (11/13)... Dished out a game-high eight assists

with only one turnover and scored nine points with four rebounds in win over Towson during Shriners Children's Charleston Classic (11/16)... Scored 14 points with six rebounds, five assists and three steals in win over Utah during Shriners Children's Charleston Classic (11/17)... Finished with 16 points and grabbed six rebounds with four assists and two steals in win over Dayton during Shriners Children's Charleston Classic Title Game (11/19)... Scored 13 points with three rebounds and game highs of seven assists and four steals with only one turnover in home win over Montana... Moved past the 500-assist milestone with dime to LJ Cryer at 3-pointer to end first half against the Grizzlies (11/24)... Overcame foul trouble to score 13 points with three rebounds, four assists and two steals in win at Xavier (12/1)... Led all players with eight assists and only one turnover and added two steals in home win over Rice (12/6)... Dished out a game-high six assists and added nine points with two rebounds and a steal in home win over Jackson State (12/9)... Led all players with eight assists and only two turnovers in win over rv/rv Texas A&M in The Halal Guys Showcase inside Toyota Center... Added 12 points with three rebounds, two blocked shots and a steal against the Aggies (12/16)... Totaled 14 points with four rebounds, four assists and three steals in home win over Penn (12/30)... Did a little of everything well with eight points, five rebounds, four blocked shots and a game-high 11 assists and only one turnover in Big 12-opening win over West Virginia (1/6)... Posted 14 points with three rebounds, three assists, two blocks and two steals at rv/rv Iowa State (1/9)... Totaled 11 points with five assists at rv/rv TCU (1/13)... Scored 29 points on 12-of-16 shooting with four rebounds, game-high 10 assists, two steals and only two turnovers in nearly 33 minutes against #25/25 Texas Tech.

2023-24 GAME-by-GAME STATISTICS (15-2 • 2-2 Big 12)

Date	Opponent	GS	Min	FG-A	3FG-FGA	FT-FTA	OR-DR	Tot	PF	A	TO	Blk	Stl	Pts
11/6/23	ULM	*	17:49	2-5	1-2	0-0	0-3	3	2	8	3	0	4	5
11/11/23	TEXAS A&M-CORPUS CHRISTI	*	19:22	1-3	0-1	0-0	0-6	6	3	4	2	0	1	2
11/13/23	STETSON	*	28:01	2-7	1-3	0-1	0-3	3	0	4	5	0	0	8
11/16/23	vs. Towson	*	24:10	4-6	0-1	1-1	2-2	4	2	8	1	0	2	9
11/17/23	vs. Utah	*	33:43	6-17	2-6	0-3	2-4	6	2	5	4	1	3	14
11/19/23	vs. Dayton	*	28:50	7-13	2-3	0-0	1-5	6	1	4	2	0	2	16
11/24/23	MONTANA	*	28:44	5-8	0-3	3-4	0-3	3	4	7	1	0	4	13
12/1/23	at Xavier	*	28:11	4-12	1-3	4-4	2-1	3	4	4	2	1	2	13
12/6/23	RICE	*	26:18	2-5	1-1	0-0	1-3	4	0	8	1	0	2	5
12/9/23	JACKSON STATE	*	23:52	4-11	1-5	0-0	2-0	2	2	6	2	0	1	9
12/16/23	vs. rv/rv Texas A&M	*	32:11	5-11	2-3	0-0	0-3	3	3	8	2	2	1	12
12/21/23	TEXAS STATE	*	27:30	5-10	1-2	0-0	0-4	4	1	2	2	2	2	11
12/30/23	PENN	*	26:38	6-8	2-3	0-0	1-3	4	0	4	1	0	3	14
1/6/24	* WEST VIRGINIA	*	30:26	4-9	0-1	0-0	2-3	5	0	11	1	4	1	8
1/9/24	* at rv/rv Iowa State	*	37:15	5-15	1-8	3-4	1-2	3	2	3	5	2	2	14
1/13/24	* at rv/rv TCU	*	25:38	5-9	1-3	0-0	1-0	1	4	5	1	0	1	11
1/17/24	* #25/25 TEXAS TECH	*	33:38	12-16	2-3	3-3	0-4	4	1	10	2	0	2	29
1/20/24	* UCF	---	---	---	---	---	---	---	---	---	---	---	---	---
1/23/24	* at BYU	---	---	---	---	---	---	---	---	---	---	---	---	---
1/27/24	* KANSAS STATE	---	---	---	---	---	---	---	---	---	---	---	---	---
1/29/24	* at Texas	---	---	---	---	---	---	---	---	---	---	---	---	---
2/3/24	* at Kansas	---	---	---	---	---	---	---	---	---	---	---	---	---
2/6/24	* OKLAHOMA STATE	---	---	---	---	---	---	---	---	---	---	---	---	---
2/10/24	* at Cincinnati	---	---	---	---	---	---	---	---	---	---	---	---	---
2/17/24	* TEXAS	---	---	---	---	---	---	---	---	---	---	---	---	---
2/19/24	* IOWA STATE	---	---	---	---	---	---	---	---	---	---	---	---	---
2/24/24	* at Baylor	---	---	---	---	---	---	---	---	---	---	---	---	---
2/27/24	* CINCINNATI	---	---	---	---	---	---	---	---	---	---	---	---	---
3/2/24	* at Oklahoma	---	---	---	---	---	---	---	---	---	---	---	---	---
3/6/24	* at UCF	---	---	---	---	---	---	---	---	---	---	---	---	---
3/9/24	* KANSAS	---	---	---	---	---	---	---	---	---	---	---	---	---

CAREER STATISTICS

Year	W-L	GP-GS	MP	FG-FGA	Pct	3P-A	Pct	FT-FTA	Pct	Off-Def	Reb - Avg	PF-DQ	Ast	TO	Blk	Stl	Pts - Avg
2020-21	23-3	26-2	257	35-77	.455	3-24	.125	12-16	.750	3-25	28 - 1.1	22-0	39	25	5	21	85 - 3.3
2021-22	32-6	38-32	1,176	140-346	.405	36-121	.298	65-81	.802	21-93	114 - 3.0	90-1	221	76	9	62	381 - 10.0
2022-23	33-4	37-37	1,205	146-352	.415	45-145	.310	52-71	.732	20-91	111 - 3.0	80-0	200	76	8	63	389 - 10.5
2023-24	15-2	17-17	472	79-165	.479	18-51	.353	14-20	.700	15-49	64 - 3.8	31-0	105	36	12	38	190 - 11.2
Totals	103-15	118-88	3,111	400-940	.426	102-341	.299	143-188	.761	59-258	317 - 2.7	223-1	565	213	34	184	1,045 - 8.9



#25 JOSEPH TUGLER

Forward

6-7 • 220 • Freshman-HS

Houston, Texas (Cypress Falls HS)

Undeclared Major

📷 joseph_tugler X joseph_tugler

scored seven points on 3-of-3 shooting from the field with two offensive rebounds and a blocked shot in home win over Rice (12/6)... Grabbed nine rebounds, including five offensive boards with three steals in home win over Jackson State (12/9)... Scored four points with five rebounds, including three offensive, and blocked three shots in win over rv/rv Texas A&M in The Halal Guys Showcase inside Toyota Center (12/16)... Made his first career start in home win over Penn... Finished with 13 points on 5-of-7 shooting and grabbed seven rebounds, including three offensive, with two blocks and two steals against the Quakers (12/30)... Totaled six points with five rebounds and two steals in Big 12-opening win over West Virginia (1/6)... Snared five rebounds at rv/rv Iowa State (1/9).

CAREER HIGHS

Points

13, vs. Penn (12/30/23)

Field Goals Made

5, vs. Penn (12/30/23)

Field Goal Attempts

7, vs. Penn (12/30/23)

3-Point Field Goals Made

None

3-Point Field Goal Attempts

1, vs. Texas A&M-Corpus Christi (11/11/23)

Free Throws Made

3, vs. Penn (12/30/23)

Free Throw Attempts

6, vs. Penn (12/30/23)

6, vs. Utah (11/17/23)

Rebounds

9, vs. Jackson State (12/9/23)

Offensive Rebounds

5, vs. Jackson State (12/9/23)

Defensive Rebounds

5, vs. #25/25 Texas Tech (1/17/24)

Assists

1, done six times; Most recently vs. Penn (12/30/23)

Steals

4, vs. Rice (12/6/23)

Blocked Shots

3, vs. rv/rv Texas A&M (12/16/23)

3, vs. Texas A&M-Corpus Christi (11/11/23)

Minutes Played

21:08, vs. Penn (12/30/23)

FRESHMAN (2023-24)

Made his Houston debut in season-opening win over ULM... Finished with two points and six rebounds, including a game-high-tying four offensive boards against the Warhawks (11/6)... Battled through foul trouble to score six points with six rebounds and two blocked shots in nearly 13 minutes at Xavier (12/1)... Led all players with four steals and

2023-24 GAME-BY-GAME STATISTICS (15-2 • 2-2 Big 12)

Date	Opponent	GS	Min	FG-A	3FG-FGA	FT-FTA	OR-DR	Tot	PF	A	TO	Blk	Stl	Pts
11/6/23	ULM		12:25	1-2	0-0	0-0	4-2	6	3	1	1	1	0	2
11/11/23	TEXAS A&M-CORPUS CHRISTI		20:56	1-3	0-1	0-0	1-2	3	4	1	0	3	0	2
11/13/23	STETSON		15:38	1-2	0-0	0-0	1-3	4	2	1	0	1	2	2
11/16/23	vs. Towson		16:01	0-1	0-0	0-0	2-1	3	4	0	0	0	0	0
11/17/23	vs. Utah		10:01	1-1	0-0	2-6	1-0	1	3	0	0	0	1	4
11/19/23	vs. Dayton		11:11	1-1	0-0	1-2	0-1	1	3	0	0	1	0	3
11/24/23	MONTANA		17:12	1-2	0-0	1-2	0-2	2	2	0	0	2	1	3
12/1/23	at Xavier		12:39	3-4	0-0	0-0	3-3	6	5	0	1	2	1	6
12/6/23	RICE		13:47	3-3	0-0	1-2	2-0	2	3	0	3	1	4	7
12/9/23	JACKSON STATE		23:01	0-0	0-0	1-2	5-4	9	3	0	0	1	3	1
12/16/23	vs. rv/rv Texas A&M		21:25	2-4	0-0	0-0	3-2	5	3	1	0	3	0	4
12/21/23	TEXAS STATE		19:15	2-5	0-0	0-0	3-1	4	2	0	0	2	1	4
12/30/23	PENN	*	21:08	5-7	0-0	3-6	3-4	7	3	1	0	2	2	13
1/6/24	* WEST VIRGINIA		17:47	2-4	0-0	2-2	1-4	5	4	0	1	0	2	6
1/9/24	* at rv/rv Iowa State		17:03	1-1	0-0	1-2	1-4	5	5	0	1	0	0	3
1/13/24	* at rv/rv TCU		11:06	2-3	0-0	0-0	1-2	3	4	0	0	0	0	4
1/17/24	* #25/25 TEXAS TECH		12:40	1-2	0-0	0-0	0-5	5	4	0	1	0	1	2
1/20/24	* UCF		--	--	--	--	--	--	--	--	--	--	--	--
1/23/24	* at BYU		--	--	--	--	--	--	--	--	--	--	--	--
1/27/24	* KANSAS STATE		--	--	--	--	--	--	--	--	--	--	--	--
1/29/24	* at Texas		--	--	--	--	--	--	--	--	--	--	--	--
2/3/24	* at Kansas		--	--	--	--	--	--	--	--	--	--	--	--
2/6/24	* OKLAHOMA STATE		--	--	--	--	--	--	--	--	--	--	--	--
2/10/24	* at Cincinnati		--	--	--	--	--	--	--	--	--	--	--	--
2/17/24	* TEXAS		--	--	--	--	--	--	--	--	--	--	--	--
2/19/24	* IOWA STATE		--	--	--	--	--	--	--	--	--	--	--	--
2/24/24	* at Baylor		--	--	--	--	--	--	--	--	--	--	--	--
2/27/24	* CINCINNATI		--	--	--	--	--	--	--	--	--	--	--	--
3/2/24	* at Oklahoma		--	--	--	--	--	--	--	--	--	--	--	--
3/6/24	* at UCF		--	--	--	--	--	--	--	--	--	--	--	--
3/9/24	* KANSAS		--	--	--	--	--	--	--	--	--	--	--	--

CAREER STATISTICS

Year	W-L	GP-GS	MP	FG-FGA	Pct	3P-A	Pct	FT-FTA	Pct	Off-Def	Reb - Avg	PF-DQ	Ast	TO	Blk	Stl	Pts - Avg
2023-24	15-2	17-1	273	27-45	.600	0-1	.000	12-24	.500	31-40	71 - 4.2	57-2	5	8	19	18	66 - 3.9
Totals	15-2	17-1	273	27-45	.600	0-1	.000	12-24	.500	31-40	71 - 4.2	57-2	5	8	19	18	66 - 3.9



#3 RAMON WALKER Jr.

Guard

6-4 • 210 • Junior-2L (RS '22-23)

Pearland, Texas (Shadow Creek HS)

Health

📷 [ramonwalkerjr](#) X [ramonwalker04](#)

(11/11)... Grabbed six rebounds, including two offensive boards, and scored four points in home win over Texas State (12/21)... Posted six rebounds, including three offensive, with a pair of steals in home win over Penn (12/30).

CAREER HIGHS

Points

13, at Temple (1/2/22)

Field Goals Made

4, done four times; Most recently vs. Tulane (3/12/22)

Field Goal Attempts

10, at Temple (1/2/22)

3-Point Field Goals Made

3, done three times; Most recently vs. Tulane (3/12/22)

3-Point Field Goal Attempts

6, vs. Tulane (2/2/22)
6, at Temple (1/2/22)

Free Throws Made

3, vs. Jackson State (12/9/23)
3, vs. Cincinnati (3/11/2022)
3, vs. Oklahoma State (12/18/21)

Free Throw Attempts

6, vs. Jackson State (12/9/23)

Rebounds

7, vs. Texas A&M-Corpus Christi (11/11/23)
7, vs. ULM (11/6/23)
7, vs. rv/rv SMU (2/27/22)

Offensive Rebounds

4, vs. ULM (11/6/23)

Defensive Rebounds

6, at Tulsa (1/15/22)

Assists

2, done five times; Most recently vs. ULM (11/6/23)

Steals

2, vs. Penn (12/30/23)
2, vs. Oklahoma State (12/18/21)

Blocked Shots

1, vs. Cincinnati (3/1/22)
1, at Wichita State (2/20/22)

Minutes Played

37:01, at Temple (1/2/22)

JUNIOR (2023-24)

Made his season debut in season-opening win over ULM inside Fertitta Center... Finished with five points, two assists and seven rebounds, including a game-high-tying four offensive boards against the Warhawks (11/6)... Posted eight points with seven rebounds, including two offensive boards, and steal in home win over Texas A&M-Corpus Christi

2023-24 GAME-BY-GAME STATISTICS (13-2 • 2-2 Big 12)

Date	Opponent	GS	Min	FG-A	3FG-FGA	FT-FTA	OR-DR	Tot	PF	A	TO	Blk	Stl	Pts
11/6/23	ULM		16:36	1-3	1-2	2-2	4-3	7	2	2	0	0	0	5
11/11/23	TEXAS A&M-CORPUS CHRISTI		13:37	3-6	2-3	0-2	2-5	7	2	0	0	0	1	8
11/13/23	STETSON		13:48	1-1	0-0	0-0	1-2	3	3	1	1	0	0	2
11/16/23	vs. Towson		6:18	0-2	0-0	0-0	2-2	4	2	0	1	0	0	0
11/17/23	vs. Utah		DNP – Coach's Decision											
11/19/23	vs. Dayton		1:38	0-0	0-0	2-2	0-0	0	0	0	0	0	0	2
11/24/23	MONTANA		17:58	0-2	0-1	1-2	2-2	4	1	1	0	0	0	1
12/1/23	at Xavier		1:34	0-0	0-0	0-0	0-0	0	2	0	0	0	0	0
12/6/23	RICE		10:08	1-2	0-0	0-1	1-2	3	0	0	0	0	0	2
12/9/23	JACKSON STATE		8:51	0-0	0-0	3-6	1-1	2	1	0	1	0	1	3
12/16/23	vs. rv/rv Texas A&M		DNP – Coach's Decision											
12/21/23	TEXAS STATE		20:33	2-6	0-3	0-0	2-4	6	4	1	1	0	1	4
12/30/23	PENN		24:19	0-2	0-2	0-0	3-3	6	3	1	0	0	2	0
1/6/24	* WEST VIRGINIA		14:27	2-2	1-1	0-0	1-4	5	1	0	0	0	1	5
1/9/24	* at rv/rv Iowa State		5:28	0-0	0-0	0-0	0-1	1	0	0	1	0	0	0
1/13/24	* at rv/rv TCU		5:12	0-1	0-1	0-0	0-1	1	2	0	0	0	0	0
1/17/24	* #25/25 TEXAS TECH		10:06	1-4	1-3	0-0	3-1	4	0	0	0	0	0	3
1/20/24	* UCF		---	---	---	---	---	---	---	---	---	---	---	---
1/23/24	* at BYU		---	---	---	---	---	---	---	---	---	---	---	---
1/27/24	* KANSAS STATE		---	---	---	---	---	---	---	---	---	---	---	---
1/29/24	* at Texas		---	---	---	---	---	---	---	---	---	---	---	---
2/3/24	* at Kansas		---	---	---	---	---	---	---	---	---	---	---	---
2/6/24	* OKLAHOMA STATE		---	---	---	---	---	---	---	---	---	---	---	---
2/10/24	* at Cincinnati		---	---	---	---	---	---	---	---	---	---	---	---
2/17/24	* TEXAS		---	---	---	---	---	---	---	---	---	---	---	---
2/19/24	* IOWA STATE		---	---	---	---	---	---	---	---	---	---	---	---
2/24/24	* at Baylor		---	---	---	---	---	---	---	---	---	---	---	---
2/27/24	* CINCINNATI		---	---	---	---	---	---	---	---	---	---	---	---
3/2/24	* at Oklahoma		---	---	---	---	---	---	---	---	---	---	---	---
3/6/24	* at UCF		---	---	---	---	---	---	---	---	---	---	---	---
3/9/24	* KANSAS		---	---	---	---	---	---	---	---	---	---	---	---

CAREER STATISTICS

Year	W-L	GP-GS	MP	FG-FGA	Pct	3P-A	Pct	FT-FTA	Pct	Off-Def	Reb - Avg	PF-DQ	Ast	TO	Blk	Stl	Pts - Avg
2021-22	24-4	28-2	517	28-82	.341	17-62	.274	16-19	.842	22-53	75 - 2.7	46-0	14	15	3	10	89 - 3.2
2022-23	9-1	10-0	151	10-28	.357	4-15	.267	5-7	.714	7-18	25 - 2.5	16-1	4	6	0	2	29 - 2.9
2023-24	13-2	15-0	171	11-31	.355	5-16	.313	8-15	.533	22-31	53 - 3.5	23-0	6	6	0	6	35 - 2.3
Totals	46-7	53-2	838	49-141	.348	26-93	.280	29-41	.707	51-102	153 - 2.9	85-1	24	27	3	18	153 - 2.9

WALKER Jr.'s 2022-23 GAME-BY-GAME (9-1 • 1-0 American)

Opponent	Date	GS	Min	FG-A	3FG-A	FT-A	Off-Def	Tot	PF	A	TO	Blk	Stl	Pts
NORTHERN COLORADO	11/7/22		13:38	1-2	1-2	0-0	0-1	1	3	2	0	0	0	3
vs. Saint Joseph's	11/11/22		18:09	3-6	2-4	1-2	2-2	4	5	0	0	0	1	9
ORAL ROBERTS	11/14/22		20:20	0-1	0-1	0-0	2-4	6	1	0	2	0	0	0
TEXAS SOUTHERN	11/16/22		17:47	3-6	1-3	0-0	1-3	4	2	1	0	0	1	7
at rv/rv Oregon	11/20/22		7:18	0-0	0-0	2-3	0-0	0	0	0	0	0	0	2
KENT STATE	11/26/22			DNP – Illness										
NORFOLK STATE	11/29/22			DNP – Illness										
vs. –/rv Saint Mary's (Calif.)	12/3/22			DNP – Coach's Decision										
NORTH FLORIDA	12/6/22		21:05	0-4	0-3	2-2	0-3	3	2	0	2	0	0	2
#8/10 ALABAMA	12/10/22		16:33	0-2	0-1	0-0	1-3	4	3	0	0	0	0	3
NORTH CAROLINA A&T	12/13/22		10:18	3-5	0-0	0-0	0-1	1	0	0	2	0	0	6
at #2/2 Virginia	12/17/22			DNP – Coach's Decision										
McNEESE	12/21/22		15:36	0-1	0-0	0-0	1-0	1	0	1	0	0	0	0
* at Tulsa	12/28/22		9:52	0-1	0-1	0-0	0-1	1	0	0	0	0	0	0

Sat out the rest of the season and received a redshirt

WALKER Jr.'s 2021-22 GAME-BY-GAME (24-4 • 15-3 American)

Opponent	Date	GS	Min	FG-A	3FG-A	FT-A	Off-Def	Tot	PF	A	TO	Blk	Stl	Pts
HOFSTRA	11/9/21			DNP – Coach's Decision										
RICE	11/12/21			DNP – Injury										
rv/#25 VIRGINIA	11/16/21			DNP – Injury										
vs. Butler	11/22/21			DNP – Injury										
vs. Wisconsin	11/23/21			DNP – Injury										
vs. rv/#23 Oregon	11/24/21			DNP – Injury										
NORTHWESTERN STATE	11/30/21			DNP – Injury										
BRYANT	12/3/21			DNP – Injury										
ALCORN STATE	12/6/21			DNP – Injury										
at #9/9 Alabama	12/11/21			DNP – Injury										
LOUISIANA	12/14/21		7:09	0-3	0-2	0-0	0-0	0	1	0	0	0	0	0
vs. Oklahoma State	12/18/21		17:25	0-0	0-0	3-4	0-1	1	1	0	1	0	2	3
TEXAS STATE	12/22/21		22:39	2-4	1-3	0-0	1-4	5	1	1	0	0	0	5
* CINCINNATI	12/28/21			Postponed										
* at Temple	1/2/22	*	37:01	4-10	3-6	2-2	1-2	3	0	0	1	0	1	13
* at South Florida	1/5/22		19:11	0-4	0-4	0-0	0-1	1	1	1	1	0	0	0
* WICHITA STATE	1/8/22		12:20	1-4	1-4	2-2	0-1	1	1	1	0	0	1	5
* at Tulsa	1/15/22		30:45	1-5	0-4	0-0	0-6	6	4	1	1	0	0	2
* SOUTH FLORIDA	1/18/22	*	22:27	1-7	0-5	0-0	2-3	5	3	2	0	0	0	2
* EAST CAROLINA	1/22/22		17:01	1-2	1-2	0-0	1-5	6	4	0	0	0	0	3
* at UCF	1/29/22		9:28	1-1	0-0	0-0	0-0	0	3	0	0	0	1	2
* TULANE	2/2/22		25:21	4-9	1-6	2-2	3-1	4	2	0	1	0	0	11
* at Cincinnati	2/6/22		20:33	0-2	0-2	0-0	0-1	1	1	1	0	0	0	0
* at –/rv SMU	2/9/22		13:08	0-0	0-0	0-0	0-1	1	1	0	1	0	0	
* MEMPHIS	2/12/22		11:04	0-1	0-1	0-0	1-0	1	0	0	0	0	0	0
* UCF	2/17/22		13:15	2-2	2-2	2-3	0-1	1	2	0	1	0	1	8
* at Wichita State	2/20/22		31:09	4-6	3-5	0-0	2-0	2	2	0	1	1	0	11
* at Tulane	2/23/22		20:02	1-4	1-4	0-0	1-4	5	1	2	0	0	0	3
* rv/rv SMU	2/27/22		22:10	0-1	0-1	0-1	2-5	7	3	0	0	0	0	0
* CINCINNATI	3/1/22		19:07	0-3	0-2	0-0	0-1	1	3	0	2	1	0	0
* TEMPLE	3/3/22		13:12	0-0	0-0	0-0	3-1	4	0	0	1	0	0	0
* at Memphis	3/6/22		12:52	0-1	0-1	0-0	1-2	3	2	1	2	0	1	0
vs. Cincinnati	3/11/22		13:06	0-0	0-0	3-3	0-1	1	2	1	0	0	0	3
vs. Tulane	3/12/22		23:19	4-7	3-4	0-0	1-5	6	1	1	1	0	1	11
vs. Memphis	3/13/22		19:40	0-2	0-2	0-0	1-0	1	0	0	1	0	0	0
vs. UAB	3/18/22		16:28	0-1	0-1	2-2	2-4	6	3	2	0	0	1	2
vs. #19/16 Illinois	3/20/22		11:55	0-0	0-0	0-0	0-0	0	1	0	0	0	0	0
vs. #2/2 Arizona	3/24/22		26:30	2-3	1-2	0-0	0-3	3	2	0	0	1	1	5
vs. #6/5 Villanova	3/26/22		8:45	0-0	0-0	0-0	0-0	0	1	0	0	0	0	0



#8 MYLIK WILSON

Guard

6-2 • 175 • r-Senior-RS (RS '22-23)

Rayville, La.-Rayville HS (Texas Tech/Louisiana)

Psychology

📧 m.w.13 ✕ mylikw13

REDSHIRT SENIOR (2023-24)

Made his Houston debut in season-opening win against ULM inside Fertitta Center... Finished with two points, four rebounds, four assists and two steals against the Warhawks (11/6)... Posted four points with

six rebounds and a game-high four steals in home win over Texas A&M-Corpus Christi (11/11)... Scored 11 points on 5-of-6 shooting with three rebounds, an assist and steal in home win over Stetson (11/13)... Grabbed five rebounds with an assist, steal and blocked shot in home win over Rice (12/6)... Did a little of everything in home win over Jackson State... Posted 10 points with five rebounds, five assists and a game-high five steals in just under 18 minutes against the Tigers (12/9)... Grabbed a team-high seven rebounds and scored eight points on 4-of-6 shooting from the field in home win over Texas State (12/21)... Scored eight points, thanks to 4-of-4 shooting from the free throw line, and added an offensive rebound, assist, steal and blocked shot in home win over Penn (12/30).

CAREER HIGHS

Points

11, vs. Stetson (11/13/23)
30, at Appalachian State (1/6/20)

Field Goals Made

5, vs. Jackson State (12/9/23)
5, vs. Stetson (11/13/23)
70, at Appalachian State (1/6/20)

Field Goal Attempts

9, vs. Jackson State (12/9/23)
19, at Appalachian State (1/6/20)

3-Point Field Goals Made

1, vs. West Virginia (1/6/24)
1, vs. Stetson (11/13/23)
5, at UT Arlington (1/16/21)
5, vs. South Alabama (1/2/20)

3-Point Field Goal Attempts

3, vs. ULM (11/6/23)
9, vs. South Alabama (1/2/20)

Free Throws Made

4, vs. Penn (12/30/23)
7, at ULM (2/13/21)
7, at Arkansas State (12/18/19)

Free Throw Attempts

4, vs. Penn (12/30/23)
70, at Arkansas State (12/18/19)

Rebounds

7, vs. Texas State (12/21/23)
16, at UT Arlington (1/16/21)

Offensive Rebounds

2, done four times; Most recently vs. Texas State (12/21/23)
6, vs. LSU-Alexandria (12/8/20)

Defensive Rebounds

5, vs. Texas State (12/21/23)
13, at UT Arlington (1/16/21)

Assists

5, vs. Jackson State (12/9/23)
8, vs. Coastal Carolina (3/3/20)

Steals

5, vs. Jackson State (12/9/23)
5, vs. New Orleans (12/15/20)
5, vs. Coastal Carolina (3/3/20)

Blocked Shots

2, vs. ULM (11/6/23)
3, vs. Kansas State (2/28/22)
3, vs. ULM (2/11/21)

Minutes Played

22:45, 4, vs. Penn (12/30/23)
40, vs. South Alabama (3/6/21)
40, at Appalachian State (1/6/20)

Accomplished prior to Houston 2019-21 - Louisiana | 2021-22 Texas Tech

2023-24 GAME-BY-GAME STATISTICS (14-2 • 2-2 Big 12)

Date	Opponent	GS	Min	FG-A	3FG-FGA	FT-FTA	OR-DR	Tot	PF	A	TO	Blk	Stl	Pts	
11/6/23	ULM		16:52	0-5	0-3	2-2	2-2	4	2	4	1	2	2	2	
11/11/23	TEXAS&M-CORPUS CHRISTI		16:52	2-6	0-1	0-2	2-4	6	1	2	1	0	4	4	
11/13/23	STETSON		13:20	5-6	1-1	0-0	2-1	3	1	1	1	0	1	11	
11/16/23	vs. Towson		21:01	1-6	0-0	0-0	0-1	1	1	0	0	1	1	2	
11/17/23	vs. Utah		3:41	0-1	0-1	0-0	0-1	1	1	0	0	0	0	0	
11/19/23	vs. Dayton		8:26	0-2	0-0	0-0	0-0	0	0	0	0	0	0	0	
11/24/23	MONTANA		3:31	0-1	0-0	0-0	0-0	0	2	0	0	0	0	0	
12/1/23	at Xavier		1:44	0-0	0-0	0-0	0-0	0	1	0	0	0	0	0	
12/6/23	RICE		15:43	1-3	0-0	0-0	1-4	5	2	1	1	1	1	2	
12/9/23	JACKSON STATE		17:59	5-9	0-1	0-0	1-4	5	2	5	1	1	5	10	
12/16/23	vs. rv/rv Texas A&M		DNP - Coach's Decision												
12/21/23	TEXAS STATE		16:58	4-6	0-0	0-0	2-5	7	1	1	0	0	0	8	
12/30/23	PENN		22:45	2-6	0-0	4-4	1-0	1	0	1	0	1	1	8	
1/6/24	* WEST VIRGINIA		12:35	2-5	1-1	1-2	0-1	1	1	1	0	0	0	6	
1/9/24	* at rv/rv Iowa State		4:28	0-0	0-0	0-0	0-1	1	0	0	1	0	0	0	
1/13/24	* at rv/rv TCU		6:14	0-3	0-1	0-0	0-2	2	2	0	0	0	0	0	
1/17/24	* #25/25 TEXAS TECH		2:57	1-2	0-0	0-0	0-0	0	2	0	1	0	0	0	
1/20/24	* UCF		--	--	--	--	--	--	--	--	--	--	--	--	
1/23/24	* at BYU		--	--	--	--	--	--	--	--	--	--	--	--	
1/27/24	* KANSAS STATE		--	--	--	--	--	--	--	--	--	--	--	--	
1/29/24	* at Texas		--	--	--	--	--	--	--	--	--	--	--	--	
2/3/24	* at Kansas		--	--	--	--	--	--	--	--	--	--	--	--	
2/6/24	* OKLAHOMA STATE		--	--	--	--	--	--	--	--	--	--	--	--	
2/10/24	* at Cincinnati		--	--	--	--	--	--	--	--	--	--	--	--	
2/17/24	* TEXAS		--	--	--	--	--	--	--	--	--	--	--	--	
2/19/24	* IOWA STATE		--	--	--	--	--	--	--	--	--	--	--	--	
2/24/24	* at Baylor		--	--	--	--	--	--	--	--	--	--	--	--	
2/27/24	* CINCINNATI		--	--	--	--	--	--	--	--	--	--	--	--	
3/2/24	* at Oklahoma		--	--	--	--	--	--	--	--	--	--	--	--	
3/6/24	* at UCF		--	--	--	--	--	--	--	--	--	--	--	--	
3/9/24	* KANSAS		--	--	--	--	--	--	--	--	--	--	--	--	

CAREER STATISTICS

Year	W-L	GP-GS	MP	FG-FGA	Pct	3P-A	Pct	FT-FTA	Pct	Off-Def	Reb - Avg	PF-DQ	Ast	TO	Blk	Stl	Pts - Avg
2019-20 (at UL)	14-15	29-24	991	128-270	.474	7-21	.333	48-68	.706	34-132	166 - 5.7	79-0	85	82	18	68	333 - 11.5
2020-21 (at UL)	17-9	26-26	877	132-301	.439	13-53	.245	59-81	.728	32-111	143 - 5.5	66-1	83	56	25	52	336 12.9
2021-22 (at TTU)	24-8	32-5	487	31-71	.437	2-12	.167	17-27	.630	9-45	54 - 1.7	26-0	53	27	17	38	81 - 2.5
2022-23	0-0																
2023-24	14-2	16-0	185	23-61	.377	2-9	.222	7-10	.700	11-26	37 - 2.3	19-0	16	7	6	15	55 - 3.4
UH Totals	14-2	16-0	185	23-61	.377	2-9	.222	7-10	.700	11-26	37 - 2.3	19-0	16	7	6	15	55 - 3.4
UL Totals	31-24	55-50	1,868	260-571	.455	20-74	.270	107-149	.718	66-243	309 - 5.6	145-1	168	138	43	120	669 - 12.2
TTU Totals	24-8	32-5	487	31-71	.437	2-12	.167	17-27	.630	9-45	54 - 1.7	26-0	53	27	17	38	81 - 2.5
Totals	69-34	103-55	2,537	314-703	.447	46-155	.297	131-186	.704	86-314	400 - 3.9	190-1	237	172	66	173	805 - 7.8

WILSON's 2022-23 GAME-BY-GAME (0-0 • 0-0 American)

Opponent GS Min FG-A 3FG-A FT-A O-D-T PF A TO Blk Stl Pts
Sat out as a redshirt

WILSON's 2020-21 GAME-BY-GAME (17-9 • 10-7 Sun Belt at Louisiana)

Opponent GS Min FG-A 3FG-A FT-A O-D-T PF A TO Blk Stl Pts
vs. Baylor * 34 4-12 0-3 0-0 0-3-3 2 2 2 1 2 8
at New Orleans * 36 7-17 1-4 6-7 0-6-6 2 2 2 0 5 21
LSU-SHREVEPORT * 37 6-17 0-3 2-3 2-8-10 3 7 4 2 0 14
LSU-ALEXANDRIA * 29 7-16 1-4 0-0 6-1-7 1 6 2 1 1 15
LOUISIANA TECH * 28 5-10 0-2 1-3 0-3-3 2 2 1 1 3 11
NEW ORLEANS * 31 6-11 0-0 3-4 1-2-3 3 3 5 2 5 15
McNEESE * 34 5-10 0-1 2-2 1-1-2 2 2 2 2 0 12
* TEXAS STATE * 39 9-14 0-2 3-3 5-6-11 4 2 3 3 4 21
* TEXAS STATE * 37 4-10 1-3 5-5 0-2-2 4 3 2 0 2 14
* LITTLE ROCK * 32 5-9 0-1 0-0 0-1-1 2 2 1 1 3 10
* LITTLE ROCK * 34 3-13 0-1 4-4 1-3-4 4 2 2 0 3 10
* at UT Arlington * 30 5-16 1-3 0-0 0-7-7 1 0 0 1 1 11
* at UT Arlington * 36 8-11 5-5 4-7 3-13-16 2 2 2 1 4 25
* ARKANSAS STATE * 32 5-12 0-3 0-1 2-1-3 4 0 0 0 3 10
* ARKANSAS STATE * 33 5-12 0-1 2-2 0-2-2 0 5 2 0 3 12
* at Texas State * 30 3-9 0-2 2-2 0-8-8 3 1 0 0 0 8
* at Texas State * 19 3-4 0-0 1-2 2-2-4 4 3 1 0 2 7
* at Arkansas State * 35 3-10 0-1 1-2 1-3-4 4 2 3 1 1 7
* at Arkansas State * 36 6-15 0-2 0-0 1-5-6 1 2 3 0 3 12
* ULM * 32 5-13 1-3 2-4 2-3-5 2 3 1 3 0 13
* at ULM * 38 6-10 1-4 7-7 1-5-6 2 7 3 1 2 20
* UT ARLINGTON * 37 2-7 0-0 4-7 1-7-8 2 5 4 2 1 8
* at Little Rock * 36 3-7 0-0 5-7 1-3-4 2 3 4 1 1 11
* at Little Rock * 34 1-7 0-1 4-6 0-2-2 2 4 2 0 0 6
vs. South Alabama * 40 7-13 1-2 1-1 2-8-10 3 6 1 1 3 16
vs. Georgia State * 38 9-16 1-2 0-2 0-6-6 5 6 4 1 2 19

WILSON's 2019-20 GAME-BY-GAME (14-15 • 8-8 Sun Belt at Louisiana)

Opponent GS Min FG-A 3FG-A FT-A O-D-T PF A TO Blk Stl Pts
LOYOLA (N.O.) * 34 5-10 0-2 1-2 0-4-4 1 4 5 1 4 11
McNEESE * 40 3-9 0-2 0-0 4-2-6 4 5 2 2 2 6
at TCU * 35 6-15 2-5 2-3 1-5-6 3 2 5 0 3 16
YOUNGSTOWNSTATE * 34 4-9 0-0 1-2 0-3-3 2 2 3 1 2 9
at Wyoming * 36 1-6 0-3 0-2 2-7-9 2 0 3 0 2 2
vs. Detroit-Mercy * 30 4-6 2-3 0-0 1-2-3 2 3 1 0 1 10
vs. UC Irvine * 20 2-4 1-1 1-1 0-0-0 0 0 1 0 0 6
SOUTHEASTERN LA. * 24 3-5 0-1 0-0 2-2-4 1 2 3 0 1 6
at Arizona State * 35 5-10 3-4 3-5 3-5-8 3 0 6 2 3 16
LOUISIANA TECH * 29 3-7 0-0 1-3 1-2-3 4 1 1 0 4 7
* at Arkansas State * 36 2-6 1-1 7-10 2-2-4 4 2 2 0 1 12
* LITTLE ROCK * 34 3-4 1-1 1-2 0-2-2 3 4 2 0 5 8
UCSANTA BARBARA * 39 7-11 1-2 0-0 1-2-3 4 4 0 1 3 15
* SOUTH ALABAMA * 32 6-10 5-9 0-0 1-6-7 2 3 3 1 0 17
* TROY * 36 7-10 0-2 4-4 3-10-13 3 5 5 1 3 18
* at Appalachian State * 40 10-19 4-8 6-8 0-9-9 2 3 2 1 5 30
* at Georgia State DNP
at Georgia Southern DNP
* UT ARLINGTON DNP
* TEXAS STATE DNP
* ULM * 26 3-8 0-1 3-3 0-5-5 3 3 2 0 2 9
* at UT Arlington * 30 3-10 0-4 0-0 0-4-4 2 0 1 1 2 6
* at Texas State * 36 6-16 1-4 2-2 0-8-8 3 3 4 2 0 15
* GEORGIA STATE * 39 6-10 1-3 3-3 2-6-8 4 1 4 1 4 16
* GEORGIASOUTHERN * 35 3-6 1-1 2-2 2-7-9 4 3 4 0 2 9
* at South Alabama * 39 3-10 0-2 0-0 1-2-3 2 7 0 0 4 6
* at Troy * 36 4-10 1-2 2-4 0-7-7 3 3 5 1 1 11
* at ULM * 35 3-7 1-3 1-2 2-4-6 4 5 3 0 1 8
* ARKANSAS STATE * 37 4-10 0-4 2-3 1-7-8 2 2 2 1 1 10
* at Little Rock * 36 8-12 0-2 2-2 0-4-4 4 4 3 0 4 18
* COASTAL CAROLINA * 36 4-6 0-1 2-3 1-1-2 1 8 2 0 5 10
* ARKANSAS STATE * 39 6-13 3-5 2-2 2-10-12 4 2 4 1 3 17
* at Georgia Southern * 33 4-11 1-5 0-0 2-4-6 3 4 4 1 0 9

WILSON's 2021-22 GAME-BY-GAME (24-8 • 12-5 Big 12 at Texas Tech)

Opponent GS Min FG-A 3FG-A FT-A O-D-T PF A TO Blk Stl Pts
NORTH FLORIDA * 28 2-3 0-0 1-2 0-2-2 1 7 7 1 2 5
GRAMBLINGSTATE * 23 1-4 0-1 2-2 1-3-4 1 3 0 1 1 4
PRAIRIEVIEW A&M * 27 3-7 0-0 1-4 1-1-2 2 5 0 0 3 7
vs. UIW 11 0-3 0-1 0-0 0-1-1 0 2 1 0 2 0
OMAHA * 20 4-4 0-0 0-0 0-0-0 0 4 0 0 3 8
LAMAR * 27 2-4 1-2 0-0 0-3-3 1 4 2 3 2 5
at Providence 25 1-4 0-2 2-2 1-2-3 2 1 1 0 2 4
vs. Tennessee 5 0-0 0-0 0-0 0-0-0 1 0 2 1 0 0
ARKANSAS STATE DNP
vs. #5 Gonzaga DNP
EASTERN WASHINGTON DNP
ALABAMA STATE DNP
* at #11 Iowa State DNP
* KANSAS 24 2-3 1-1 0-0 1-3-4 2 5 2 0 1 5
* at Baylor 4 0-0 0-0 0-0 0-2-2 0 0 1 0 0 0
* OKLAHOMA STATE 14 2-2 0-0 0-0 0-0-0 0 1 1 1 1 4
* at Kansas State 1 0-0 0-0 0-0 0-0-0 0 0 0 0 0 0
* IOWA STATE 6 1-1 0-0 0-0 0-0-0 1 0 1 0 0 2
* WEST VIRGINIA 10 0-0 0-0 1-2 0-1-1 0 0 1 0 1 1
* at Kansas 22 1-4 0-0 3-4 2-2-4 1 1 0 2 1 5
* MISSISSIPPI STATE 22 3-4 0-0 6-6 0-2-2 1 1 0 0 1 12
* TEXAS 24 2-6 0-2 1-2 0-3-3 1 2 2 0 4 5
* at West Virginia 21 1-2 0-0 0-0 0-3-3 1 3 3 1 1 2
* at Oklahoma 24 1-3 0-1 0-0 1-3-4 1 1 1 0 2 2
* TCU 17 1-2 0-0 0-2 0-1-1 3 2 0 0 1 2
* BAYLOR 11 1-1 0-0 0-0 0-1-1 2 1 0 1 1 2
* at Texas 20 0-3 0-1 0-1 0-5-5 1 1 1 0 1 0
* OKLAHOMA 16 1-1 0-0 0-0 0-3-3 1 0 1 0 2 2
* at TCU 9 0-0 0-0 0-0 1-0-1 2 1 2 0 1 0
* KANSAS STATE 18 1-4 0-1 0-0 0-2-2 1 2 1 3 1 2
* at Oklahoma State 8 0-1 0-0 0-0 0-1-1 0 0 0 0 0 0
vs. Iowa State 14 0-0 0-0 0-0 0-1-1 0 1 1 2 1 0
vs. Oklahoma 3 0-0 0-0 0-0 0-0-0 0 0 1 1 1 0
vs. Kansas 7 0-1 0-0 0-0 1-0-1 0 3 0 0 0 0
vs. Montana State 16 1-3 0-0 0-0 0-0-0 0 2 1 0 1 2
vs. Notre Dame 10 0-1 0-0 0-0 0-0-0 0 0 0 0 1 0
vs. Duke 0+ 0-0 0-0 0-0 0-0-0 0 0 0 0 0 0

THE LAST TIME...

Attempted 5 or fewer free throws

UH: 3, vs. #25/25 Texas Tech (1/17/24) (W, 77-54)
Opp: 5, vs. Stetson (11/13/23) (W, 79-48)

Attempted 3 or fewer free throws

UH: 3, vs. #25/25 Texas Tech (1/17/24) (W, 77-54)
Opp: 2, vs. TCU (2/1/85) (L, 80-85)

Attempted 2 or fewer free throws

UH: 2, at Oklahoma State (12/8/18) (W, 63-53)
Opp: 2, vs. TCU (2/1/85) (L, 80-85)

Attempted 1 or fewer free throws

UH: 1, vs. SMU (2/16/11) (L, 51-65)
Opp: Has not happened

Free Throw Percentage

Shot 100 percent from FT line
UH: 100.0 (3-3), vs. #25/25 Texas Tech (1/17/24) (W, 77-54)
Opp: 100.0 (15-15), vs. #6/5 Villanova, NCAA Tournament Elite Eight (3/26/22) (L, 44-50)

Shot 90 percent or higher from FT line

UH: 100.0 (3-3), vs. #25/25 Texas Tech (1/17/24) (W, 77-54)
Opp: 90.0 (9-10), vs. Northern Kentucky, NCAA Tournament First Round (3/16/23) (W, 63-52)

Shot 80 percent or higher from FT line

UH: 100.0 (3-3), vs. #25/25 Texas Tech (1/17/24) (W, 77-54)
Opp: 81.8 (18-22), at rv/rv Iowa State (1/9/24) (L, 53-57)

Shot 70 percent or higher from FT line

UH: 100.0 (3-3), vs. #25/25 Texas Tech (1/17/24) (W, 77-54)
Opp: 81.8 (18-22), at rv/rv Iowa State (1/9/24) (L, 53-57)

Shot 60 percent or higher from FT line

UH: 100.0 (3-3), vs. #25/25 Texas Tech (1/17/24) (W, 77-54)
Opp: 81.8 (18-22), at rv/rv Iowa State (1/9/24) (L, 53-57)

Shot 50 percent or less from FT line

UH: 50.0 (12-24), vs. Utah, Shriners Childrens Charleston Classic Semifinals (11/17/23) (W, 76-66)
Opp: 46.7 (7-15), vs. #25/25 Texas Tech (1/17/24) (W, 77-54)

Shot 40 percent or less from FT line

UH: 36.4 (4-11), at #8/8 Cincinnati (1/31/18) (L, 70-80)
Opp: 35.3 (6-17), vs. ULM (11/6/23) (W, 84-31)

Rebounds

Had 60+ Rebounds

UH: 62, vs. Morgan State (11/22/14) (W, 72-57)
Opp: 65, vs. Georgetown (St. Petersburg, Fla.) (12/29/90) (L, 51-63)

Had 50+ Rebounds

UH: 54, vs. Texas A&M-Corpus Christi (11/11/23) (W, 82-50)
Opp: 51, vs. UConn (2/1/15) (W, 70-68)

Had 40+ Rebounds

UH: 40, vs. West Virginia (1/6/24) (W, 89-55)
Opp: 42, at Xavier (12/1/23) (W, 66-60)

Had 30+ Rebounds

UH: 38, vs. #25/25 Texas Tech (1/17/24) (W, 77-54)
Opp: 37, at rv/rv TCU (1/13/24) (L, 67-68)

Had 20 or fewer Rebounds

UH: 18, vs. Southeastern Louisiana (12/18/04) (W, 68-61)
Opp: 19, at ECU (2/27/19) (W, 99-65)

Assists

Recorded 35+ assists

UH: 35, vs. SMU (1/8/83) (W, 105-71)
Opp: Has not happened

Recorded 30+ assists

UH: 31, vs. ECU (2/25/18) (W, 109-58)
Opp: 30, at Charlotte (12/28/98) (L, 75-105)

Recorded 25+ assists

UH: 26, vs. Norfolk State (11/29/22) (W, 100-52)
Opp: 25, at rv/rv SMU (1/21/17) (L, 64-85)

Recorded 20+ assists

UH: 22, vs. Tulane (2/22/23) (W, 89-59)
Opp: 23, vs. #3/3 Baylor, NCAA Tournament Final Four (4/4/21) (L, 59-78)

Recorded 15+ assists

UH: 15, at rv/rv TCU (1/13/24) (L, 67-68)
Opp: 18, at rv/rv TCU (1/13/24) (L, 67-68)

Recorded 10+ assists

UH: 14, vs. #25/25 Texas Tech (1/17/24) (W, 77-54)
Opp: 13, vs. #25/25 Texas Tech (1/17/24) (W, 77-54)

Recorded 5 or fewer assists

UH: 3, vs. East Carolina (1/22/22) (W, 79-36)
Opp: 3, vs. Saint Joseph's, Veterans Classic (11/11/22) (W, 81-55)

Recorded 3 or fewer assists

UH: 3, vs. Boise State (11/27/20) (W, 68-58)
Opp: 3, vs. Saint Joseph's, Veterans Classic (11/11/22) (W, 81-55)

Blocked Shots

Recorded 15+ blocks

UH: 15, vs. #13 Villanova (3/27/83), NCAA Tournament Midwest Regional championship (W, 89-71)
Opp: Has not happened

Recorded 10+ blocks

UH: 10, vs. rv/rv Texas A&M, The Halal Guys Showcase (12/16/23) (W, 70-66)
Opp: 10, at Cincinnati (2/1/20) (L, 62-64)

Recorded 5+ blocks

UH: 7, at rv/rv TCU (1/13/24) (L, 67-68)
Opp: 5, vs. West Virginia (1/6/24) (W, 89-55)

Recorded 0 blocks

UH: 0, at Tulane (2/23/22) (W, 81-67)
Opp: 0, at rv/rv Iowa State (1/9/24) (L, 53-57)

Steals

Recorded 20+ steals

UH: 22, vs. McNeese (12/31/05) (W, 78-67)
Opp: 21, vs. Texas (1/29/94 L, 78-110)

Recorded 15+ steals

UH: 14, vs. Penn (12/30/23) (W, 81-42)
Opp: 18, vs. Arkansas-Pine Bluff, Continental Tire Las Vegas Classic Regional Round (12/17/14) (L, 56-61 OT)

Recorded 10+ steals

UH: 10, vs. West Virginia (1/6/24) (W, 89-55)
Opp: 12, vs. North Carolina A&T, Coaches vs. Racism HBCU Roundball Classic (12/13/22) (W, 74-46)

Recorded 5+ steals

UH: 9, vs. #25/25 Texas Tech (1/17/24) (W, 77-54)
Opp: 8, at rv/rv Iowa State (1/9/24) (L, 53-57)

Turnovers

Recorded 30+ turnovers

UH: NA
Opp: 30, vs. Louisiana College (11/19/12) (W, 106-59)

Recorded 25+ turnovers

UH: 26, vs. Nicholls (11/12/10) (W, 63-62 OT)
Opp: 27, vs. Texas State (12/21/23) (W, 72-37)

Recorded 20+ turnovers

UH: 23, vs. Kent State (11/26/22) (W, 49-44)
Opp: 22, vs. Penn (12/30/23) (W, 81-42)

Recorded 15+ turnovers

UH: 16, at rv/rv Iowa State (1/9/24) (L, 53-57)
Opp: 22, vs. Penn (12/30/23) (W, 81-42)

Recorded 10+ turnovers

UH: 16, at rv/rv Iowa State (1/9/24) (L, 53-57)
Opp: 14, vs. #25/25 Texas Tech (1/17/24) (W, 77-54)

Recorded 5 or fewer turnovers

UH: 5, vs. West Virginia (1/6/24) (W, 89-55)
Opp: 4, at Tulane (2/23/22) (W, 81-67)

Recorded 3 or fewer turnovers

UH: 1, vs. UConn (2/1/15) (W, 70-68)
Opp: NA

Recorded 2 or fewer turnovers

UH: 1, vs. UConn (2/1/15) (W, 70-68)
Opp: NA

Fouls

Recorded 36+ fouls

UH: 36, vs. Tulsa (2/16/13) (L, 92-101)
Opp: NA

Recorded 35+ fouls

UH: 35, vs. Wyoming, Global Sports Classic Third/Championship Rounds (12/22/15) (W, 94-89 2OT)
Opp: NA

Recorded 30+ fouls

UH: 33, at USF (1/19/19) (W, 69-60)
Opp: 30, vs. UConn (1/23/20) (W, 63-59)

Recorded 25+ fouls

UH: 27, at Xavier (12/1/23) (W, 66-60)
Opp: 25, vs. Oklahoma State, Hoop Hype XL (11/30/21) (W, 72-61)

Recorded 20+ fouls

UH: 24, at rv/rv TCU (1/13/24) (L, 67-68)
Opp: 22, vs. Jackson State (12/9/23) (W, 89-55)

Recorded 15+ fouls

UH: 15, vs. #25/25 Texas Tech (1/17/24) (W, 77-54)
Opp: 15, vs. West Virginia (1/6/24) (W, 89-55)

Recorded 12 or fewer fouls

UH: 10, vs. Dayton, Shriners Childrens Charleston Classic Title Game (11/19/23) (W, 69-55)
Opp: 12, at rv/rv Iowa State (1/9/24) (L, 53-57)

Recorded 10 or fewer fouls

UH: 10, vs. Dayton, Shriners Childrens Charleston Classic Title Game (11/19/23) (W, 69-55)
Opp: 9, vs. #25/25 Texas Tech (1/17/24) (W, 77-54)

Recorded 8 or fewer fouls

UH: 4, vs. McNeese (12/21/22) (W, 83-44)
Opp: 8, vs. Our Lady of the Lake (2/6/21) (W, 112-46)

Recorded 7 or fewer fouls

UH: 4, vs. McNeese (12/21/22) (W, 83-44)
Opp: 6, at UCF (2/15/15) (L, 54-56)

Recorded 6 or fewer fouls

UH: 4, vs. McNeese (12/21/22) (W, 83-44)
Opp: 6, at UCF (2/15/15) (L, 54-56)

THE LAST TIME...

A PLAYER...

Triple-Doubles

Recorded a triple-double

UH: DeJon Jarreau (15 pts., 10 rebs., 10 asts.), vs. Tulane, American Championship Quarterfinals (3/12/21) (W, 77-52)

Opp: Jalen James (12 pts., 13 rebs., 10 asts.), vs. San Jose State (12/7/13) (L, 68-72)

Double-Doubles

Recorded a points-rebounds double-double

UH: J'Wan Roberts (20 pts, 13 rebs), at rv/rv TCU (1/13/24) (L, 67-68)

Opp: Norchad Omier (12 pts., 13 rebs.), vs. #16/15 Miami (Fla.), NCAA Tournament Sweet 16 (3/24/23) (L, 75-89)

Recorded a points-assists double-double

UH: Jamal Shead (29 pts, 10 asts), vs. #25/25 Texas Tech (1/17/24) (W, 77-54)

Opp: Davion Mitchell (12 pts, 11 asts), vs. #3/3 Baylor, NCAA Tournament Final Four (4/4/21) (L, 59-78)

Had two players record a double-double

UH: Josh Carlton (23 pts, 11 rebs), Kyler Edwards (11 pts, 10 rebs), at Wichita State (2/20/22) (W, 76-74 2OT)

Opp: KJ Lawson, (28 pts, 16 rebs), Dedric Lawson (18 pts, 10 rebs), vs. Memphis (1/19/17) (L, 67-70 OT)

Had three players record a double-double

UH: J'Wan Roberts (10 pts, 11 rebs), Kiyron Powell (11 pts, 13 rebs), Jamal Shead (20 pts, 11 asts), vs. Our Lady of the Lake (2/6/21) (W, 112-46)

Opp: NA

Recorded four straight double-doubles

UH: TaShawn Thomas (24 pts, 17 rebs, at George Mason, CBI Quarterfinals; 15 pts., 10 rebs., vs. Texas, CBI First Round, 3/20/13; 15 pts., 11 rebs., vs. UTEP, C-USA Championship Quarterfinals, 3/14/13; 16 pts, 10 rebs., vs. Rice, C-USA Championship First Round, 3/13/13)

Recorded three straight double-doubles

UH: Devonta Pollard (17 pts, 10 rebs), vs. Houston Baptist (12/16/14) (W, 83-76); (22 pts, 10 rebs), vs. Abilene Christian (12/6/14) (W, 71-59); (10 pts., 10 rebs.), vs. UT Rio Grande Valley (12/4/14) (W, 71-59)

Recorded consecutive double-doubles

UH: J'Wan Roberts (11 pts, 12 rebs), vs. Northern Kentucky, NCAA Tournament First Round (3/16/23) (W, 63-52) (12 pts, 20 rebs.), vs. Memphis, The American Championship Title Game (3/12/23) (L, 65-75)

Points Scored

Scored 60+ points

UH: 62, Elvin Hayes, vs. Valparaiso (2/24/68) (W, 158-81)

Opp: Has not happened

Scored 55+ points

UH: 62, Elvin Hayes, vs. Valparaiso (2/24/68) (W, 158-81)

Opp: Has not happened

Scored 50+ points

UH: 52, Robert McKiver, vs. Southern Miss (2/27/08)

Opp: 50, Ron Schlieman, North Dakota State (12/7/67)

Scored 45+ points

UH: 52, Robert McKiver, vs. Southern Miss (2/27/08)

Opp: 50, Ron Schlieman, vs. North Dakota State (12/7/67)

Scored 40+ points

UH: 52, Robert McKiver, vs. Southern Miss (2/27/08)

Opp: 42, Russ Smith, #5/5 Louisville, American Championship Semifinals (3/14/14) (L, 65-94)

Scored 35+ points

UH: 39, Rob Gray, vs. San Diego State, NCAA Tournament First Round, (3/16/18) (W, 67-65)

Opp: 42, Russ Smith, #5/5 Louisville, American Championship Semifinals (3/14/14) (L, 65-94)

Scored 30+ points

UH: 30, Marcus Sasser, vs. East Carolina, The American Championship Quarterfinals, (3/10/23) (W, 60-46)

Opp: 34, Wade Taylor IV, vs. rv/rv Texas A&M, The Halal Guys Showcase (12/16/23) (W, 70-66)

Scored 25+ points

UH: 25, Jamal Shead, vs. #25/25 Texas Tech (1/17/24) (W, 77-54)

Opp: 34, Wade Taylor IV, vs. rv/rv Texas A&M, The Halal Guys Showcase (12/16/23) (W, 70-66)

Scored 20+ points

UH: 25, vs. #25/25 Texas Tech (1/17/24) (W, 77-54)

Opp: 34, Wade Taylor IV, vs. rv/rv Texas A&M, The Halal Guys Showcase (12/16/23) (W, 70-66)

Scored 20+ points in first half

UH: 20, Fabian White Jr., vs. Cincinnati (3/1/22) (W, 71-53)

Opp: 20, Kendrick Davis, vs. Memphis, The American Championship Title Game (3/12/23) (L, 65-75)

30-Point Game Streaks

Scored 30+ points in 3+ straight games

UH: 3, Aubrey Coleman (37, vs. Marshall, 1/30/10; 32, at Memphis, 1/23/10; 30, vs. UCF, 1/20/10)

Scored 30+ points in 2+ straight games

UH: 2, Damyean Dotson, 32, at Tulane (2/8/17) (W, 91-62); 31, vs. UCF (2/1/17) (W, 82-64)

20-Point Game Streaks

Scored 20+ points in 8+ straight games

UH: 11, Aubrey Coleman 29, at WKU (2/9/10) (W, 74-72) 22, vs. Southern Miss (2/6/10) (L, 55-57) 23, at UTEP (2/3/10) (L, 58-65) 37, vs. Marshall (1/30/10) (W, 81-66) 32, at Memphis (1/23/10) (L, 77-92) 30, vs. UCF (1/20/10) (L, 71-78) 25, at East Carolina (1/16/10) (W, 74-55) 22, vs. UTEP (1/13/10) (W, 75-65) 25, vs. Tulsa (1/9/10) (L, 80-86) 22, at Rice (1/6/10) (W, 83-66) 28, at Iowa State (1/3/10) (L, 75-82, 2OT)

Scored 20+ points in 7+ straight games

UH: 11, Aubrey Coleman 29, at WKU (2/9/10) (W, 74-72) 22, vs. Southern Miss (2/6/10) (L, 55-57) 23, at UTEP (2/3/10) (L, 58-65) 37, vs. Marshall (1/30/10) (W, 81-66) 32, at Memphis (1/23/10) (L, 77-92) 30, vs. UCF (1/20/10) (L, 71-78) 25, at East Carolina (1/16/10) (W, 74-55) 22, vs. UTEP (1/13/10) (W, 75-65) 25, vs. Tulsa (1/9/10) (L, 80-86) 22, at Rice (1/6/10) (W, 83-66) 28, at Iowa State (1/3/10) (L, 75-82, 2OT)

Scored 20+ points in 6+ straight games

UH: 6, Marcus Sasser 22, vs. Wichita State (3/2/23) (W, 83-66) 22, at East Carolina (2/25/23) (W, 76-57) 22, vs. Tulane (2/22/23) (W, 89-59) 20, vs. Memphis (2/19/23) (W, 72-64) 20, at SMU (2/16/23) (W, 80-65) 25, vs. Tulsa (2/8/23) (W, 80-42)

Scored 20+ points in 5+ straight games

UH: 6, Marcus Sasser 22, vs. Wichita State (3/2/23) (W, 83-66) 22, at East Carolina (2/25/23) (W, 76-57) 22, vs. Tulane (2/22/23) (W, 89-59) 20, vs. Memphis (2/19/23) (W, 72-64) 20, at SMU (2/16/23) (W, 80-65) 25, vs. Tulsa (2/8/23) (W, 80-42)

Scored 20+ points in 4+ straight games

UH: 5, Marcus Sasser 22, at East Carolina (2/25/23) (W, 76-57) 22, vs. Tulane (2/22/23) (W, 89-59) 20, vs. Memphis (2/19/23) (W, 72-64) 20, at SMU (2/16/23) (W, 80-65) 25, vs. Tulsa (2/8/23) (W, 80-42)

Scored 20+ points in 3+ straight games

UH: 5, Marcus Sasser 22, at East Carolina (2/25/23) (W, 76-57) 22, vs. Tulane (2/22/23) (W, 89-59) 20, vs. Memphis (2/19/23) (W, 72-64) 20, at SMU (2/16/23) (W, 80-65) 25, vs. Tulsa (2/8/23) (W, 80-42)

Scored 20+ points in 2+ straight games

UH: 2, Emanuel Sharp 21, vs. rv/rv Texas A&M, The Halal Guys Showcase (12/16/23) (W, 70-66) 21, vs. Jackson State (12/9/23) (W, 89-55)

Double-Digit Scorers

Had 7+ players score in double digits

UH: Lamar Roberson (25), Oliver Lafayette (19), Jahmar Thorpe (15), Ramon Dyer (14), Corey Bloom (13), Sergio de Randamie (11), Tristan Martin (10), vs. Florida Tech (11/22/05) (W, 131-62)

Opp: NA

Had 6+ players score in double digits

UH: Quentin Grimes (18), Tramon Mark (15), Marcus Sasser (14), Fabian White Jr. (12), Justin Gorham (10), Brison Gresham (10), vs. Cleveland State, NCAA Tournament First Round (3/19/21) (W, 87-56)

Opp: Julian Washburn (20), Jacques Streefer (13), Konner Tucker (12), McKenzie Moore (11), Cedrick Lang (10), Jalen Ragland, vs. UTEP, C-USA Championship Quarterfinals (3/14/13) (L, 69-80)

Had 5+ players score in double digits

UH: LJ Cryer (16), Jamal Shead (14), Joseph Tugler (13), Emanuel Sharp (12), Damian Dunn (11), vs. Penn (12/30/23) (W, 81-42)

Opp: Nijel Pack (26), Isaiah Wong (20), Jordan Miller (13), Norchad Omier (12), Wooga Poplar (11), vs. #16/15 Miami (Fla.), NCAA Tournament Sweet 16 (3/24/23) (L, 75-89)

Had 0 players score in double digits

UH: NA

Opp: vs. Texas State (12/21/23) (W, 72-37)

20-Point Scorers

Had 2+ 20-point scorers

UH: Emanuel Sharp (20), LJ Cryer (21) vs. Jackson State (12/9/23) (W, 89-55)

Opp: Kendrick Davis (22), Marcus Weathers (20), at -rv SMU (2/9/22) (L, 83-85)

Had 3+ 20-point scorers

UH: Cameron Tyson (32), Tramon Mark (22), Jamal Shead (20), vs. Our Lady of the Lake (2/6/21) (W, 112-46)

Opp: Nijel Pack (26), Isaiah Wong (20), vs. #16/15 Miami (Fla.), NCAA Tournament Sweet 16 (3/24/23) (L, 75-89)

Field Goals Made

Made 15+ field goals

UH: 16, Aubrey Coleman, at Marshall (2/18/09) (L, 83-88)

Opp: 15, Craig Brackins, at Iowa State (12/28/08) (L, 67-71)

Made 10-14 field goals

UH: 12, vs. #25/25 Texas Tech (1/17/24) (W, 77-54)

Opp: 10, Wade Taylor IV, vs. Texas A&M, The Halal Guys Showcase (12/16/23) (W, 70-66)

THE LAST TIME...

Had two players record 10+ rebounds

UH: 10, Jarace Walker, Emanuel Sharp, vs. SMU (1/5/23) (W, 83-57)
Opp: 11, Josh Carlton, 10, Jalen Adams, The American Championship Quarterfinals, vs. UConn (3/15/19) (W, 84-45)

Had three players record 10+ rebounds

UH: Devonta Pollard (13), LeRon Barnes (11); Cavon Baker (10), vs. Morgan State (11/22/14) (W, 72-57)
Opp: NA

Scoring & Rebounding

Recorded 30+ pts/10+ rebs.

UH: Josh Carlton (30 pts., 11 rebs.), at South Florida (1/5/22) (W, 83-66)
Opp: Steven Pledger (31 pts., 10 rebs.) vs. Oklahoma (12/17/11) (L, 74-79) (played in Little Rock, Ark.)

Recorded 20+ pts/20+ rebs.

UH: TaShawn Thomas (21 pts., 20 rebs.), vs. Florida A&M (11/9/12)
Opp: Kurt Thomas, TCU (26 pts., 20 rebs.) (3/9/95)

Recorded 20+ pts/15+ rebs.

UH: Nate Hinton (20 pts., 16 rebs.), vs. UCF (1/3/20) (W, 78-63)
Opp: Jayden Gardner (21 pts., 15 rebs.), at ECU (2/3/21) (L, 73-82)

Scoring & Assists

Recorded 25+ pts/10+ asts

UH: Jamal Shead (29 pts., 10 asts.), vs. #25/25 Texas Tech (1/17/24) (W, 77-54)
Opp: NA

Recorded 20+ pts/10+ asts

UH: Jamal Shead (29 pts., 10 asts.), vs. #25/25 Texas Tech (1/17/24) (W, 77-54)
Opp: NA

3-Point Field Goals Made

Made 10+ 3-pointers

UH: 10, Cameron Tyson, vs. Our Lady of the Lake (2/6/21) (W, 112-46)
Opp: 11, by Dennis Scott, Georgia Tech (12/28/88)

Made 9+ 3-pointers

UH: 9, Cameron Tyson, at Tulane (1/28/21) (W, 83-60)
Opp: 11, by Dennis Scott, Georgia Tech (12/28/88)

Made 8+ 3-pointers

UH: 8, Quentin Grimes, vs. WKU (2/25/21) (W, 81-57)
Opp: 8, Gabe Madsen, vs. Utah, Shriners Childrens Charleston Classic Semifinals (11/17/23) (W, 76-66)

Made 7+ 3-pointers

UH: 7, Marcus Sasser, at Tulane (1/17/23) (W, 80-60)
Opp: 8, Gabe Madsen, vs. Utah, Shriners Childrens Charleston Classic Semifinals (11/17/23) (W, 76-66)

Made 6+ 3-pointers

UH: 7, Marcus Sasser, at Tulane (1/17/23) (W, 80-60)
Opp: 8, Gabe Madsen, vs. Utah, Shriners Childrens Charleston Classic Semifinals (11/17/23) (W, 76-66)

3-Point Field Goals Attempts Attempted 15+ three-pointers

UH: 15, Kyle Edwards, at Tulsa (1/15/22) (W, 66-64)
Opp: 15, Gabe Madsen, vs. Utah, Shriners Childrens Charleston Classic Semifinals (11/17/23) (W, 76-66)

Attempted 11+ three-pointers

UH: 13, Emanuel Sharp, vs. Texas A&M, The Halal Guys Showcaase (12/16/23) (W, 70-66)
Opp: 14, Wade Taylor IV, vs. Texas A&M, The Halal Guys Showcaase (12/16/23) (W, 70-66)

Attempted 8-10 three-pointers

UH: 10, Emanuel Sharp; 8, Jamal Shead, at rv/rv Iowa State (1/9/24) (L, 53-57)
Opp: 10, Pop Isaacs, vs. #25/25 Texas Tech (1/17/24) (W, 77-54)

Attempted 7 three-pointers

UH: 7, LJ Cryer, at rv/rv TCU (1/13/24) (L, 67-68)
Opp: 7, Quinn Slazinski, vs. West Virginia (1/6/24) (W, 89-55)

Free Throws Made

Made 15+ free throws

UH: 17, Kelvin Lewis, at UTEP (1/14/09)
Opp: 16, Josh Adams, vs. Wyoming, Global Sports Classic Championship Round (12/22/15) (W, 94-89 20T)

Made 10+ free throws

UH: 11, Emanuel Sharp, vs. Texas State (12/21/23) (W, 72-37)
Opp: 11, Kendrick Davis, at Memphis (3/5/23) (W, 67-65)

Free Throws Attempts

Attempted 20+ free throws

UH: 20, Alandise Harris, vs. Marshall (2/1/11) (L, 62-63)
Opp: 20, Jerrydy Bayless, vs. Arizona (1/12/08) (L, 71-85)

Attempted 15+ free throws

UH: 15, Quentin Grimes, vs. South Carolina (12/5/20) (W, 77-67)
Opp: 19, Josh Adams, vs. Wyoming, Global Sports Classic Championship Round (12/22/15) (W, 94-89, 20T)

Attempted 10+ free throws

UH: 11, Emanuel Sharp, vs. Texas State (12/21/23) (W, 72-37)
Opp: 12, Desmond Claude, at Xavier (12/1/23) (W, 66-60)

Assists

Recorded 15+ assists

UH: 15, Randy Brown, vs. Fordham (3/17/88)
Opp: 17, by Sean Colson, Charlotte (2/8/97)

Recorded 10+ assists

UH: 11, Jamal Shead, vs. #25/25 Texas Tech (1/17/24) (W, 77-54)
Opp: 8, Jahvon Quinerly, at #9/9 Alabama (12/11/21) (L, 82-83)

Recorded 5+ assists

UH: 10, Jamal Shead, vs. #25/25 Texas Tech (1/17/24) (W, 77-54)
Opp: 6, Avery Anderson III; 5, Emanuel Miller, at rv/rv TCU (1/13/24) (L, 67-68)

Blocked Shots

Recorded 15+ blocks

UH: 15, Hakeem Olajuwon, vs. Biscayne (12/3/83)
Opp: Has not happened

Recorded 10+ blocks

UH: 10, Bo Outlaw, vs. Texas A&M (2/17/93) (11/11/23) (W, 82-50)
Opp: 10, by Gerrick Morris, South Florida (2/21/04)

Recorded 5+ blocks

UH: 5, Ja'Vier Francis, vs. Texas A&M-Corpus Christi (11/11/23) (W, 82-50)
Opp: 5, Morris Udeze, at Wichita State (2/18/21) (L, 63-68)

Steals

Recorded 10+ steals

UH: 11, Clyde Drexler, vs. Syracuse (12/11/82)
Opp: 10, by B.J. Tyler, Texas (1/29/94)

Recorded 5+ steals

UH: 5, Mylik Wilson, vs. Jackson State (12/9/23) (W, 89-55)
Opp: 5, Tyrese Elliott, vs. North Carolina A&T, Coaches vs. Racism HBCU Roundball Classic (12/13/22) (W, 74-46)

Turnovers

Recorded 11+ turnovers

UH: NA
Opp: 12, Dawan Robinson, vs. Rhode Island (12/27/05) (W, 67-41)

Recorded 10+ turnovers

UH: 10, Andre Owens, at UAB (2/22/03) (L, 52-80)
Opp: 10, Jeremy Wise, vs. Southern Miss (2/27/08) (W, 95-67)

Recorded 8+ turnovers

UH: 9, Jonathan Simmons, vs. Tulsa (1/4/12) (W, 70-69, OT)
Opp: 8, Kaden Gumbs, vs. Texas State (12/21/23) (W, 72-37)

Recorded 5+ turnovers

UH: 5, Jamal Shead, at rv/rv Iowa State (1/9/24) (L, 53-57)
Opp: 7, Nick Spino, vs. Penn (12/30/23) (W, 81-42)

Minutes Played

Played every minute (regulation)

UH: 40:00, Taze Moore, at -rv SMU (2/9/22) (L, 83-85)
Opp: 40:00, Jaron Pierre Jr., vs. Wichita State (3/2/23) (W, 83-66)

Two players played every minute (reg.)

UH: L.J. Rose, LeRon Barnes, at South Florida (2/17/15) (L, 67-69)
Opp: B.J. Tyson, Shawn Williams, vs. East Carolina (2/25/18) (W, 109-58)

Three players played every minute (reg.)

UH: 40, Dion Dowell, Richard Young, Robert Lee, vs. Creighton, Outrigger Hotels Rainbow Classic (12/22/06)
Opp: 40, by Brian Graham, Brian Swift, Bradley Mosley, vs. South Florida (2/21/04)

Played every minute (OT+)

UH: 45, LeRon Barnes, vs. UCF (1/6/15) (L, 78-79, OT)
Opp: 45, Zach Cooks, vs. Hofstra (11/9/21) (W, 83-75 OT)

Played every minute (20T+)

UH: 50, Rickie Winslow, Alvin Franklin, vs. Texas Tech (2/5/86)
Opp: 50, by Albert Thomas, Michael Strickland, vs. TCU, SWC Tournament (3/14/92)

Played every minute (30T+)

UH: 60, Clyde Drexler, at TCU (2/17/81)
Opp: 60, by Deckery Johnson, Warren Bridges, Darrell Browder, at TCU (2/17/81)

Played every minute (40T+)

UH: 60, Clyde Drexler, at TCU (2/17/81)
Opp: 60, by Deckery Johnson, Warren Bridges, Darrell Browder, at TCU (2/17/81)

Technical Fouls

Received a technical foul

UH: Coach Kelvin Sampson, at Xavier (12/1/23) (W, 66-60)

Damian Dunn, at rv/rv TCU (1/13/24) (L, 67-68)

Opp: Bench, vs. Texas A&M, The Halal Guys Showcaase (12/16/23) (W, 70-66)

Wade Taylor IV, vs. Texas A&M, The Halal Guys Showcaase (12/16/23) (W, 70-66)

Fouls

Fouled out

UH: Joseph Tugler, at rv/rv Iowa State (1/9/24) (L, 53-57)
Opp: Brandon Love, vs. Texas State (12/21/23) (W, 72-37)

Two players fouled out

UH: Fabian White Jr., Taze Moore, at Wichita State (2/20/22) (W, 76-74 20T)
Opp: Zeke Cook, Jordan O'Neal, vs. Jackson State (12/9/23) (W, 89-55)

Three players fouled out

UH: Danrad Knowles, Kyle Meyer, Wes VanBeck, Devin Davis, vs. #19/23 SMU (2/18/17) (L, 66-76)
Opp: Christian Vital, James Bouknight, Sidney Wilson, vs. UConn (1/23/20) (W, 63-59)

Four players fouled out

UH: Danrad Knowles, Kyle Meyer, Wes VanBeck, Devin Davis, vs. #19/23 SMU (2/18/17) (L, 66-76)
Opp: NA

Ejections

Was ejected

UH: Assistant Coach Alvin Brooks, Assistant Director of Player Development Mikhail McLean, vs. rv/- Tulsa (2/19/20) (W, 76-43);

Justin Gorham, at Wichita State (2/18/21) (L, 63-68)

Opp: Ken Evans, vs. Jackson State (12/9/23) (W, 89-55)

#3/3 HOUSTON 72, TEXAS STATE 37
Thursday, Dec. 21, 2023 • Fertitta Center • Houston

#3/3 HOUSTON 81, PENN 42
Saturday, Dec. 30, 2023 • Fertitta Center • Houston

Official Basketball Box Score - Final Texas St. at Houston
NCAA logo
Game Time: 7:02 PM
Game Duration: 2:06
Attendance: 7,231
Record: 6-6
Shooting By Period
Technical Fouls: NONE

Official Basketball Box Score - Final Penn at Houston
NCAA logo
Game Time: 6:02 PM
Game Duration: 1:53
Attendance: 7,216
Record: 8-6
Shooting By Period
Technical Fouls: NONE

Houston - 72
Record: 12-0
Shooting By Period
Technical Fouls: NONE
Biggest lead
Best Scoring Run
Lead Changes
Times Tied
Time with Lead
Points from Turnovers
Paint
Second Chance
Fast Breaks
Bench
Period by Period Scoring

Houston - 81
Record: 13-0
Shooting By Period
Technical Fouls: NONE
Biggest lead
Best Scoring Run
Lead Changes
Times Tied
Time with Lead
Points from Turnovers
Paint
Second Chance
Fast Breaks
Bench
Period by Period Scoring

#3/3 HOUSTON 89, WEST VIRGINIA 55
Saturday, Jan. 6, 2024 • Fertitta Center • Houston

rv/rv IOWA STATE 57, #2/2 HOUSTON 53
Tuesday, Jan. 9, 2024 • Hilton Coliseum • Ames, Iowa

Official Basketball Box Score - Final West Virginia at Houston
NCAA logo
Game Time: 1:01 PM
Game Duration: 1:52
Attendance: 7,387
Record: 5-9 (0-1)
Shooting By Period
Technical Fouls: NONE

Official Basketball Box Score - Final #2 Houston at Iowa State
NCAA logo
Game Time: 6:01 PM
Game Duration: 2:08
Attendance: 14,267
Record: 14-1 (1-1)
Shooting By Period
Technical Fouls: NONE

Houston - 89
Record: 14-0 (1-0)
Shooting By Period
Technical Fouls: NONE
Biggest lead
Best Scoring Run
Lead Changes
Times Tied
Time with Lead
Points from Turnovers
Paint
Second Chance
Fast Breaks
Bench
Period by Period Scoring

Iowa State - 57
Record: 12-3 (1-1)
Shooting By Period
Technical Fouls: NONE
Biggest lead
Best Scoring Run
Lead Changes
Times Tied
Time with Lead
Points from Turnovers
Paint
Second Chance
Fast Breaks
Bench
Period by Period Scoring

rv/rv TCU 68, #2/2 HOUSTON 67

Saturday, Jan. 13, 2024 • Ed and Rae Schollmaier Arena • Fort Worth, Texas



Official Basketball Box Score - Final
Houston at TCU
01/13/24 Ed and Rae Schollmaier Arena, Fort Worth
2023-24 Men's Basketball

Game Time: 5:00 PM
Game Duration: 2:10
Attendance: 6,151

Officials: Doug Simmons, Jeb Harriss, Brooks Wells

Box score table for Houston - 67 vs TCU - 68. Columns include NO., Name, Min, FG, 3P, FT, Rebounds, Fouls, TP, AS, TO, ST, Blocks, +/-.

Shooting By Period table for Houston vs TCU. Columns include 1st FG%, 3PT%, FT%, 2nd FG%, 3PT%, FT%, GM FG%, 3PT%, FT%, Dead Ball Rebounds.

Box score table for TCU - 68 vs Houston - 67. Columns include NO., Name, Min, FG, 3P, FT, Rebounds, Fouls, TP, AS, TO, ST, Blocks, +/-.

Shooting By Period table for TCU vs Houston. Columns include 1st FG%, 3PT%, FT%, 2nd FG%, 3PT%, FT%, GM FG%, 3PT%, FT%, Dead Ball Rebounds.

Summary statistics table comparing UH and TCU for Biggest lead, Best Scoring Run, Lead Changes, Times Tied, Time with Lead, Points from Turnovers, Paint, Second Chance, Fast Breaks, Bench, and Period by Period Scoring.

#5/5 HOUSTON 77, #25/25 TEXAS TECH 54

Wednesday, Jan. 17, 2024 • Fertitta Center • Houston



Official Basketball Box Score - Final
Texas Tech at Houston
01/17/24 Fertitta Center, Houston, Texas
2023-24 Men's Basketball

Game Time: 8:05 PM
Game Duration: 1:54
Attendance: 7,586

Officials: Marques Pettigrew, Roger Ayers, Tony Chiazza

Box score table for Texas Tech - 54 vs Houston - 77. Columns include NO., Name, Min, FG, 3P, FT, Rebounds, Fouls, TP, AS, TO, ST, Blocks, +/-.

Shooting By Period table for Texas Tech vs Houston. Columns include 1st FG%, 3PT%, FT%, 2nd FG%, 3PT%, FT%, GM FG%, 3PT%, FT%, Dead Ball Rebounds.

Box score table for Houston - 77 vs Texas Tech - 54. Columns include NO., Name, Min, FG, 3P, FT, Rebounds, Fouls, TP, AS, TO, ST, Blocks, +/-.

Shooting By Period table for Houston vs Texas Tech. Columns include 1st FG%, 3PT%, FT%, 2nd FG%, 3PT%, FT%, GM FG%, 3PT%, FT%, Dead Ball Rebounds.

Summary statistics table comparing TTU and HOU for Biggest lead, Best Scoring Run, Lead Changes, Times Tied, Time with Lead, Points from Turnovers, Paint, Second Chance, Fast Breaks, Bench, and Period by Period Scoring.

#5/5 HOUSTON vs. UCF

Saturday, Jan. 20, 2024 • Fertitta Center • Houston

#5/5 HOUSTON at #20/19 BYU

Tuesday, Jan. 23, 2024 • J. Willard Marriott Center • Provo, Utah



2023-24 Houston Men's Basketball Combined Team Statistics All games

Game Records

Record	Overall	Home	Away	Neutral
ALL GAMES	15-2	10-0	1-2	4-0
CONFERENCE	2-2	2-0	0-2	0-0
NON-CONFERENCE	13-0	8-0	1-0	4-0

Score by Periods

Team	1st	2nd	OT	TOT
Houston	621	652	0	1273
Opponents	393	483	0	876

Team Box Score

No.	Player	Total			3-Point		F-Throw		Rebounds				PF DQ A TO BLK STL				PTS		AVG			
		GP-GS	MIN	AVG	FG-FGA	FG%	3FG-3FGA	3FG%	FT-FTA	FT%	OFF	DEF	TOT	AVG	PF	DQ	A	TO		BLK	STL	PTS
4	CRYER, LJ	17-17	535:23	31.5	91-224	.406	50-130	.385	26-30	.867	11	35	46	2.7	26	0	33	13	2	17	258	15.2
21	SHARP, Emanuel	17-13	424:48	25.0	64-158	.405	38-103	.369	57-68	.838	22	40	62	3.6	35	0	15	19	1	26	223	13.1
1	SHEAD, Jamal	17-17	472:16	27.8	79-165	.479	18-51	.353	14-20	.700	15	49	64	3.8	31	0	105	36	12	38	190	11.2
13	ROBERTS, J'Wan	16-16	397:13	24.8	60-104	.577	0-1	.000	17-30	.567	44	72	116	7.3	27	0	33	15	16	18	137	8.6
11	DUNN, Damian	17-4	348:17	20.5	45-117	.385	12-39	.308	34-52	.654	17	26	43	2.5	29	0	9	21	3	17	136	8.0
5	FRANCIS, Ja'Vier	17-17	329:34	19.4	42-72	.583	0-0	.000	21-38	.553	37	54	91	5.4	39	0	2	14	27	14	105	6.2
23	ARCENEUX, Terrance	11-0	201:23	18.3	22-57	.386	6-21	.286	10-19	.526	23	27	50	4.5	13	0	8	4	6	10	60	5.5
25	TUGLER, Joseph	17-1	273:15	16.1	27-45	.600	0-1	.000	12-24	.500	31	40	71	4.2	57	2	5	8	19	18	66	3.9
8	WILSON, Mylik	16-0	185:06	11.6	23-61	.377	2-9	.222	7-10	.700	11	26	37	2.3	19	0	16	7	6	15	55	3.4
3	WALKER JR., Ramon	15-0	170:43	11.4	11-31	.355	5-16	.313	8-15	.533	22	31	53	3.5	23	0	6	6	0	6	35	2.3
20	ELVIN, Ryan	11-0	29:31	2.7	2-9	.222	1-6	.167	0-0	.000	0	2	2	0.2	1	0	2	1	0	0	5	0.5
2	LATH, Cedric	12-0	32:31	2.7	1-4	.250	0-0	.000	1-2	.500	6	0	6	0.5	8	0	0	2	1	0	3	0.3
Team											18	26	44						10			
Total		17	3400		467-1047	.446	132-377	.350	207-308	.672	257	428	685	40.3	308	2	234	156	93	179	1273	74.9
Opponents		17	3403		288-817	.353	97-341	.284	203-325	.625	174	372	546	32.1	272	6	188	288	45	82	876	51.5

Team Statistics

	UH	OPP
Scoring	1273	876
Points per game	74.9	51.5
Scoring margin	+23.4	-
Field goals-att	467-1047	288-817
Field goal pct	.446	.353
3 point fg-att	132-377	97-341
3-point FG pct	.350	.284
3-pt FG made per game	7.8	5.7
Free throws-att	207-308	203-325
Free throw pct	.672	.625
F-Throws made per game	12.2	11.9
Rebounds	685	546
Rebounds per game	40.3	32.1
Rebounding margin	+8.2	-
Assists	234	188
Assists per game	13.8	11.1
Turnovers	156	288
Turnovers per game	9.2	16.9
Turnover margin	+7.8	-
Assist/turnover ratio	1.5	0.7
Steals	179	82
Steals per game	10.5	4.8
Blocks	93	45
Blocks per game	5.5	2.6
Winning streak	1	-
Home win streak	10	-
Attendance	72233	30890
Home games-Avg/Game	10-7223	3-10297
Neutral site-Avg/Game	-	4-5442

Team Results

Date	Opponent		Score	Att.
11/06/2023	ULM	W	84-31	6832
11/11/2023	A&M-Corpus Christi	W	82-50	7145
11/13/2023	Stetson	W	79-48	7104
11/16/2023	vs Towson	W	65-49	2745
11/17/2023	vs Utah	W	76-66	3029
11/19/2023	vs Dayton	W	69-55	3841
11/24/2023	Montana	W	79-44	7451
12/01/2023	at Xavier	W	66-60	10472
12/06/2023	Rice	W	75-39	7159
12/09/2023	Jackson St.	W	89-55	7122
12/16/2023	vs Texas A&M	W	70-66	12152
12/21/2023	Texas St.	W	72-37	7231
12/30/2023	Penn	W	81-42	7216
01/06/2024	West Virginia	W	89-55	7387
01/09/2024	at Iowa St.	L	53-57	14267
01/13/2024	at TCU	L	67-68	6151
01/17/2024	Texas Tech	W	77-54	7586



2023-24 Houston Men's Basketball
 Combined Team Statistics
 In Conference games

Game Records

Record	Overall	Home	Away	Neutral
ALL GAMES	2-2	2-0	0-2	0-0
CONFERENCE	2-2	2-0	0-2	0-0
NON-CONFERENCE	0-0	0-0	0-0	0-0

Score by Periods

Team	1st	2nd	OT	TOT
Houston	138	148	0	286
Opponents	111	123	0	234

Team Box Score

No.	Player				Total		3-Point		F-Throw		Rebounds											
		GP-GS	MIN	AVG	FG-FGA	FG%	3FG-3FGA	3FG%	FT-FTA	FT%	OFF	DEF	TOT	AVG	PF	DQ	A	TO	BLK	STL	PTS	AVG
1	SHEAD, Jamal	4-4	126:57	31.7	26-49	.531	4-15	.267	6-7	.857	4	9	13	3.3	7	0	29	9	6	6	62	15.5
13	ROBERTS, J'Wan	4-4	129:22	32.3	23-44	.523	0-1	.000	1-3	.333	14	17	31	7.8	8	0	11	3	6	4	47	11.8
21	SHARP, Emanuel	4-4	107:47	26.9	14-31	.452	9-21	.429	7-9	.778	3	12	15	3.8	14	0	1	5	0	7	44	11.0
11	DUNN, Damian	4-0	90:35	22.6	12-25	.480	4-11	.364	10-12	.833	3	9	12	3.0	7	0	4	4	2	3	38	9.5
4	CRYER, LJ	4-4	132:27	33.1	14-43	.326	8-24	.333	2-2	1.000	2	10	12	3.0	7	0	6	4	2	6	38	9.5
5	FRANCIS, Ja'Vier	4-4	84:35	21.1	11-19	.579	0-0	.000	2-3	.667	9	14	23	5.8	8	0	0	1	7	3	24	6.0
25	TUGLER, Joseph	4-0	58:36	14.7	6-10	.600	0-0	.000	3-4	.750	3	15	18	4.5	17	1	0	3	0	3	15	3.8
3	WALKER JR., Ramon	4-0	35:13	8.8	3-7	.429	2-5	.400	0-0	.000	4	7	11	2.8	3	0	0	1	0	1	8	2.0
8	WILSON, Mylik	4-0	26:14	6.6	3-10	.300	1-2	.500	1-2	.500	0	4	4	1.0	5	0	1	2	0	0	8	2.0
2	LATH, Cedric	2-0	03:50	1.9	1-1	1.000	0-0	.000	0-0	.000	1	0	1	0.5	1	0	0	0	0	0	2	1.0
20	ELVIN, Ryan	2-0	04:24	2.2	0-2	.000	0-0	.000	0-0	.000	0	1	1	0.5	0	0	1	0	0	0	0	0.0
Team											5	4	9					2				
Total		4	800		113-241	.469	28-79	.354	32-42	.762	48	102	150	37.5	77	1	53	34	23	33	286	71.5
Opponents		4	800		76-203	.374	26-80	.325	56-86	.651	44	83	127	31.8	50	0	55	49	13	18	234	58.5

Team Statistics

	UH	OPP
Scoring	286	234
Points per game	71.5	58.5
Scoring margin	+13.0	-
Field goals-att	113-241	76-203
Field goal pct	.469	.374
3 point fg-att	28-79	26-80
3-point FG pct	.354	.325
3-pt FG made per game	7.0	6.5
Free throws-att	32-42	56-86
Free throw pct	.762	.651
F-Throws made per game	8.0	14.0
Rebounds	150	127
Rebounds per game	37.5	31.8
Rebounding margin	+5.8	-
Assists	53	55
Assists per game	13.3	13.8
Turnovers	34	49
Turnovers per game	8.5	12.3
Turnover margin	+3.8	-
Assist/turnover ratio	1.6	1.1
Steals	33	18
Steals per game	8.3	4.5
Blocks	23	13
Blocks per game	5.8	3.3
Winning streak	1	-
Home win streak	2	-
Attendance	14973	20418
Home games-Avg/Game	2-7487	2-10209
Neutral site-Avg/Game	-	0-0

Team Results

Date	Opponent		Score	Att.
01/06/2024	West Virginia	W	89-55	7387
01/09/2024	at Iowa St.	L	53-57	14267
01/13/2024	at TCU	L	67-68	6151
01/17/2024	Texas Tech	W	77-54	7586



2023-24 Houston Men's Basketball
Team High/Low Analysis
All games

Houston - Game Highs

POINTS	89	West Virginia (01/06/2024)
	89	Jackson St. (12/09/2023)
	84	ULM (11/06/2023)
	82	A&M-Corpus Christi (11/11/2023)
	81	Penn (12/30/2023)
FIELD GOALS MADE	34	West Virginia (01/06/2024)
	33	Texas Tech (01/17/2024)
FIELD GOAL ATTEMPTS	67	A&M-Corpus Christi (11/11/2023)
	66	Penn (12/30/2023)
	66	Jackson St. (12/09/2023)
	66	Rice (12/06/2023)
FIELD GOAL PERCENTAGE	.531 (34-64)	West Virginia (01/06/2024)
	.526 (30-57)	Stetson (11/13/2023)
3 PT FG MADE	11	vs Texas A&M (N) (12/16/2023)
	11	Jackson St. (12/09/2023)
	11	ULM (11/06/2023)
3 PT FG ATTEMPTS	35	ULM (11/06/2023)
	30	Jackson St. (12/09/2023)
3 PT FG PERCENTAGE	.500 (9-18)	West Virginia (01/06/2024)
	.471 (8-17)	Texas Tech (01/17/2024)
FREE THROWS MADE	22	Jackson St. (12/09/2023)
	21	ULM (11/06/2023)
FREE THROW ATTEMPTS	34	A&M-Corpus Christi (11/11/2023)
	31	Jackson St. (12/09/2023)
FREE THROW PERCENTAGE	1.000 (3-3)	Texas Tech (01/17/2024)
	.875 (7-8)	vs Texas A&M (N) (12/16/2023)
	.875 (7-8)	vs Dayton (N) (11/19/2023)
REBOUNDS	54	A&M-Corpus Christi (11/11/2023)
	47	Jackson St. (12/09/2023)
ASSISTS	19	ULM (11/06/2023)
	18	vs Texas A&M (N) (12/16/2023)
STEALS	18	Jackson St. (12/09/2023)
	17	Stetson (11/13/2023)
BLOCKED SHOTS	10	vs Texas A&M (N) (12/16/2023)
	9	West Virginia (01/06/2024)
	9	at Xavier (12/01/2023)
	9	A&M-Corpus Christi (11/11/2023)
TURNOVERS	16	at Iowa St. (01/09/2024)
	13	Jackson St. (12/09/2023)
FOULS	27	at Xavier (12/01/2023)
	24	at TCU (01/13/2024)



2023-24 Houston Men's Basketball
Team High/Low Analysis
All games

as

Houston - Game Lows

POINTS	53	at Iowa St. (01/09/2024)
	65	vs Towson (N) (11/16/2023)
	66	at Xavier (12/01/2023)
	67	at TCU (01/13/2024)
	69	vs Dayton (N) (11/19/2023)
FIELD GOALS MADE	19	at Iowa St. (01/09/2024)
	21	at Xavier (12/01/2023)
FIELD GOAL ATTEMPTS	50	at Iowa St. (01/09/2024)
	57	Stetson (11/13/2023)
FIELD GOAL PERCENTAGE	.344 (21-61)	at Xavier (12/01/2023)
	.380 (19-50)	at Iowa St. (01/09/2024)
3 PT FG MADE	4	at TCU (01/13/2024)
	4	Texas St. (12/21/2023)
3 PT FG ATTEMPTS	16	Penn (12/30/2023)
	17	Texas Tech (01/17/2024)
	17	vs Towson (N) (11/16/2023)
3 PT FG PERCENTAGE	.211 (4-19)	Texas St. (12/21/2023)
	.222 (4-18)	at TCU (01/13/2024)
FREE THROWS MADE	3	Texas Tech (01/17/2024)
	5	Rice (12/06/2023)
FREE THROW ATTEMPTS	3	Texas Tech (01/17/2024)
	8	vs Texas A&M (N) (12/16/2023)
	8	vs Dayton (N) (11/19/2023)
FREE THROW PERCENTAGE	.500 (12-24)	vs Utah (N) (11/17/2023)
	.556 (5-9)	Rice (12/06/2023)
REBOUNDS	33	Stetson (11/13/2023)
	34	at Iowa St. (01/09/2024)
ASSISTS	8	at Iowa St. (01/09/2024)
	9	Texas St. (12/21/2023)
STEALS	2	vs Texas A&M (N) (12/16/2023)
	6	vs Towson (N) (11/16/2023)
BLOCKED SHOTS	2	Texas Tech (01/17/2024)
	2	vs Towson (N) (11/16/2023)
TURNOVERS	4	Montana (11/24/2023)
	5	West Virginia (01/06/2024)
FOULS	12	Stetson (11/13/2023)
	14	vs Dayton (N) (11/19/2023)



2023-24 Houston Men's Basketball
Team High/Low Analysis
All games

Opponent - Game Highs

POINTS	68	at TCU (01/13/2024)
	66	vs Texas A&M (N) (12/16/2023)
	66	vs Utah (N) (11/17/2023)
	66	at Xavier (12/01/2023)
	57	at Iowa St. (01/09/2024)
FIELD GOALS MADE	22	at TCU (01/13/2024)
	21	vs Texas A&M (N) (12/16/2023)
FIELD GOAL ATTEMPTS	64	A&M-Corpus Christi (11/11/2023)
	56	West Virginia (01/06/2024)
FIELD GOAL PERCENTAGE	.439 (18-41)	Stetson (11/13/2023)
	.431 (22-51)	at TCU (01/13/2024)
3 PT FG MADE	11	Texas Tech (01/17/2024)
	10	vs Utah (N) (11/17/2023)
3 PT FG ATTEMPTS	31	vs Utah (N) (11/17/2023)
	27	Texas Tech (01/17/2024)
	27	vs Texas A&M (N) (12/16/2023)
3 PT FG PERCENTAGE	.533 (8-15)	at TCU (01/13/2024)
	.500 (9-18)	Stetson (11/13/2023)
FREE THROWS MADE	20	at Xavier (12/01/2023)
	18	at Iowa St. (01/09/2024)
	18	vs Utah (N) (11/17/2023)
FREE THROW ATTEMPTS	30	at Xavier (12/01/2023)
	29	at TCU (01/13/2024)
FREE THROW PERCENTAGE	.818 (18-22)	at Iowa St. (01/09/2024)
	.813 (13-16)	vs Dayton (N) (11/19/2023)
REBOUNDS	42	at Xavier (12/01/2023)
	41	A&M-Corpus Christi (11/11/2023)
ASSISTS	18	at TCU (01/13/2024)
	16	vs Utah (N) (11/17/2023)
STEALS	8	at Iowa St. (01/09/2024)
	7	Rice (12/06/2023)
	7	at Xavier (12/01/2023)
BLOCKED SHOTS	8	at Xavier (12/01/2023)
	5	West Virginia (01/06/2024)
	5	Jackson St. (12/09/2023)
TURNOVERS	27	Texas St. (12/21/2023)
	25	ULM (11/06/2023)
FOULS	23	at Xavier (12/01/2023)
	23	A&M-Corpus Christi (11/11/2023)



2023-24 Houston Men's Basketball
Team High/Low Analysis
All games

Opponent - Game Lows

POINTS	31	ULM (11/06/2023)
	37	Texas St. (12/21/2023)
	39	Rice (12/06/2023)
	42	Penn (12/30/2023)
	44	Montana (11/24/2023)
FIELD GOALS MADE	11	ULM (11/06/2023)
	13	Texas St. (12/21/2023)
	13	Rice (12/06/2023)
FIELD GOAL ATTEMPTS	39	ULM (11/06/2023)
	40	Jackson St. (12/09/2023)
FIELD GOAL PERCENTAGE	.282 (11-39)	ULM (11/06/2023)
	.289 (13-45)	Texas St. (12/21/2023)
	.289 (13-45)	Rice (12/06/2023)
3 PT FG MADE	2	Texas St. (12/21/2023)
	3	at Iowa St. (01/09/2024)
	3	Montana (11/24/2023)
	3	ULM (11/06/2023)
3 PT FG ATTEMPTS	15	at TCU (01/13/2024)
	15	at Iowa St. (01/09/2024)
	15	Texas St. (12/21/2023)
	15	vs Towson (N) (11/16/2023)
3 PT FG PERCENTAGE	.133 (2-15)	Texas St. (12/21/2023)
	.174 (4-23)	West Virginia (01/06/2024)
FREE THROWS MADE	3	Stetson (11/13/2023)
	6	ULM (11/06/2023)
FREE THROW ATTEMPTS	5	Stetson (11/13/2023)
	11	Penn (12/30/2023)
FREE THROW PERCENTAGE	.353 (6-17)	ULM (11/06/2023)
	.467 (7-15)	Texas Tech (01/17/2024)
REBOUNDS	21	Stetson (11/13/2023)
	25	Jackson St. (12/09/2023)
ASSISTS	7	Penn (12/30/2023)
	7	Rice (12/06/2023)
	7	Montana (11/24/2023)
	7	ULM (11/06/2023)
STEALS	2	Montana (11/24/2023)
	3	at TCU (01/13/2024)
	3	West Virginia (01/06/2024)
	3	vs Dayton (N) (11/19/2023)
	3	Stetson (11/13/2023)
BLOCKED SHOTS	0	at Iowa St. (01/09/2024)
	0	Penn (12/30/2023)
	0	Stetson (11/13/2023)



2023-24 Houston Men's Basketball
Player Highs Analysis
All games

Page 1
as of Jan 18, 20



2023-24 Houston Men's Basketball
Player Highs Analysis
All games

Page 2
as of Jan 18

Houston - Individual Game Highs

POINTS	29	Jamal Shead vs Texas Tech (01/17/2024)
	25	Emanuel Sharp vs Jackson St. (12/09/2023)
	24	LJ Cryer vs Montana (11/24/2023)
	23	LJ Cryer at Xavier (12/01/2023)
	21	Emanuel Sharp vs Texas A&M (N) (12/16/2023)
	21	LJ Cryer vs Jackson St. (12/09/2023)
	21	LJ Cryer vs Stetson (11/13/2023)
FIELD GOALS MADE	12	Jamal Shead vs Texas Tech (01/17/2024)
	10	J'Wan Roberts at TCU (01/13/2024)
FIELD GOAL ATTEMPTS	18	J'Wan Roberts at TCU (01/13/2024)
	17	Emanuel Sharp vs Texas A&M (N) (12/16/2023)
	17	Jamal Shead vs Utah (N) (11/17/2023)
FIELD GOAL PERCENTAGE (min 5 made)	1.000 (5-5)	Ja'Vier Francis vs Texas St. (12/21/2023)
	.833 (5-6)	J'Wan Roberts vs Dayton (N) (11/19/2023)
	.833 (5-6)	J'Wan Roberts vs Utah (N) (11/17/2023)
	.833 (5-6)	Ja'Vier Francis vs Towson (N) (11/16/2023)
	.833 (5-6)	Mylik Wilson vs Stetson (11/13/2023)
3 PT FG MADE	5	Emanuel Sharp at Iowa St. (01/09/2024)
	5	Emanuel Sharp vs Texas A&M (N) (12/16/2023)
	5	Emanuel Sharp vs Jackson St. (12/09/2023)
	5	LJ Cryer vs Rice (12/06/2023)
	5	LJ Cryer at Xavier (12/01/2023)
	5	LJ Cryer vs Montana (11/24/2023)
3 PT FG ATTEMPTS	13	Emanuel Sharp vs Texas A&M (N) (12/16/2023)
	12	LJ Cryer at Xavier (12/01/2023)
	12	LJ Cryer vs Montana (11/24/2023)
3 PT FG PERCENTAGE (min 2 made)	.750 (3-4)	Damian Dunn vs Stetson (11/13/2023)
	.667 (2-3)	Jamal Shead vs Texas Tech (01/17/2024)
	.667 (2-3)	Jamal Shead vs Penn (12/30/2023)
	.667 (2-3)	LJ Cryer vs Penn (12/30/2023)
	.667 (2-3)	Jamal Shead vs Texas A&M (N) (12/16/2023)
	.667 (2-3)	Emanuel Sharp vs Montana (11/24/2023)
	.667 (2-3)	Jamal Shead vs Dayton (N) (11/19/2023)
	.667 (2-3)	Ramon Walker Jr. vs A&M-Corpus Christi (11/11/2023)
FREE THROWS MADE	11	Emanuel Sharp vs Texas St. (12/21/2023)
	8	Emanuel Sharp vs Jackson St. (12/09/2023)
FREE THROW ATTEMPTS	11	Emanuel Sharp vs Texas St. (12/21/2023)
	10	Emanuel Sharp vs Jackson St. (12/09/2023)
	10	J'Wan Roberts vs A&M-Corpus Christi (11/11/2023)
FREE THROW PERCENTAGE (min 3 made)	1.000 (11-11)	Emanuel Sharp vs Texas St. (12/21/2023)
	1.000 (5-5)	LJ Cryer vs A&M-Corpus Christi (11/11/2023)
	1.000 (4-4)	Damian Dunn vs West Virginia (01/06/2024)
	1.000 (4-4)	Mylik Wilson vs Penn (12/30/2023)
	1.000 (4-4)	Jamal Shead at Xavier (12/01/2023)
	1.000 (3-3)	Jamal Shead vs Texas Tech (01/17/2024)
	1.000 (3-3)	LJ Cryer vs Texas A&M (N) (12/16/2023)
	1.000 (3-3)	LJ Cryer vs Towson (N) (11/16/2023)
	1.000 (3-3)	Emanuel Sharp vs Towson (N) (11/16/2023)
	1.000 (3-3)	Terrance Arceneaux vs Stetson (11/13/2023)
	1.000 (3-3)	Emanuel Sharp vs A&M-Corpus Christi (11/11/2023)

Houston - Individual Game Highs

STEALS	5	Mylik Wilson vs Jackson St. (12/09/2023)
	5	Jamal Shead vs Stetson (11/13/2023)
BLOCKED SHOTS	5	Ja'Vier Francis vs A&M-Corpus Christi (11/11/2023)
	4	J'Wan Roberts at TCU (01/13/2024)
	4	Jamal Shead vs West Virginia (01/06/2024)
TURNOVERS	5	Jamal Shead at Iowa St. (01/09/2024)
	5	Damian Dunn vs Texas St. (12/21/2023)
FOULS	5	Joseph Tugler at Iowa St. (01/09/2024)
	5	Joseph Tugler at Xavier (12/01/2023)



2023-24 Houston Men's Basketball
Player Highs Analysis
All games

Page 1
as of Jan 18,



2023-24 Houston Men's Basketball
Team High/Low Analysis
All games

Page 1
as of J

Opponent - Individual Game Highs

POINTS	34	Wade Taylor IV vs Texas A&M (N) (12/16/2023)
	29	Gabe Madsen vs Utah (N) (11/17/2023)
	18	Kerwin Walton vs Texas Tech (01/17/2024)
	17	Quincy Olivari at Xavier (12/01/2023)
	17	Brandon Carlson vs Utah (N) (11/17/2023)
FIELD GOALS MADE	10	Wade Taylor IV vs Texas A&M (N) (12/16/2023)
	10	Gabe Madsen vs Utah (N) (11/17/2023)
FIELD GOAL ATTEMPTS	22	Wade Taylor IV vs Texas A&M (N) (12/16/2023)
	19	Gabe Madsen vs Utah (N) (11/17/2023)
FIELD GOAL PERCENTAGE (min 5 made)	.750 (6-8)	Pat Suemnick vs West Virginia (01/06/2024)
	.625 (5-8)	Nate Santos vs Dayton (N) (11/19/2023)
3 PT FG MADE	8	Gabe Madsen vs Utah (N) (11/17/2023)
	6	Kerwin Walton vs Texas Tech (01/17/2024)
	6	Wade Taylor IV vs Texas A&M (N) (12/16/2023)
3 PT FG ATTEMPTS	15	Gabe Madsen vs Utah (N) (11/17/2023)
	14	Wade Taylor IV vs Texas A&M (N) (12/16/2023)
3 PT FG PERCENTAGE (min 2 made)	1.000 (3-3)	Jordan Roberts vs A&M-Corpus Christi (11/11/2023)
	1.000 (2-2)	Emanuel Miller at TCU (01/13/2024)
	1.000 (2-2)	Hayden Hefner vs Texas A&M (N) (12/16/2023)
	1.000 (2-2)	Messiah Jones vs Towson (N) (11/16/2023)
FREE THROWS MADE	8	Wade Taylor IV vs Texas A&M (N) (12/16/2023)
	8	Desmond Claude at Xavier (12/01/2023)
FREE THROW ATTEMPTS	12	Desmond Claude at Xavier (12/01/2023)
	10	Brandon Carlson vs Utah (N) (11/17/2023)
FREE THROW PERCENTAGE (min 3 made)	1.000 (6-6)	Keiveon Hunt vs Jackson St. (12/09/2023)
	1.000 (6-6)	Dailyn Swain at Xavier (12/01/2023)
	1.000 (4-4)	Robert Jones at Iowa St. (01/09/2024)
	1.000 (4-4)	Keshon Gilbert at Iowa St. (01/09/2024)
	1.000 (4-4)	Josiah Harris vs West Virginia (01/06/2024)
REBOUNDS	12	Henry Coleman III vs Texas A&M (N) (12/16/2023)
	9	Warren Washington vs Texas Tech (01/17/2024)
	9	Ernest Udeh Jr. at TCU (01/13/2024)
	9	Tre King at Iowa St. (01/09/2024)
	9	Giordan Williams vs Montana (11/24/2023)
	9	Charles Thompson vs Towson (N) (11/16/2023)
ASSISTS	9	Kobe Elvis vs Dayton (N) (11/19/2023)
	6	Avery Anderson III at TCU (01/13/2024)
	6	Rollie Worster vs Utah (N) (11/17/2023)
STEALS	3	Tre King at Iowa St. (01/09/2024)
	3	Tyler Perkins vs Penn (12/30/2023)
	3	Wade Taylor IV vs Texas A&M (N) (12/16/2023)
	3	Keiveon Hunt vs Jackson St. (12/09/2023)
	3	Abou Ousmane at Xavier (12/01/2023)
	3	Dayvion McKnight at Xavier (12/01/2023)
BLOCKED SHOTS	4	Akok Akok vs West Virginia (01/06/2024)
	3	Warren Washington vs Texas Tech (01/17/2024)
TURNOVERS	9	Stephan Swenson vs Stetson (11/13/2023)
	8	Kaden Gumbs vs Texas St. (12/21/2023)
FOULS	5	Brandon Love vs Texas St. (12/21/2023)

Houston - Game Highs

POINTS	89	West Virginia (01/06/2024)
	89	Jackson St. (12/09/2023)
	84	ULM (11/06/2023)
	82	A&M-Corpus Christi (11/11/2023)
	81	Penn (12/30/2023)
FIELD GOALS MADE	34	West Virginia (01/06/2024)
	33	Texas Tech (01/17/2024)
FIELD GOAL ATTEMPTS	67	A&M-Corpus Christi (11/11/2023)
	66	Penn (12/30/2023)
	66	Jackson St. (12/09/2023)
	66	Rice (12/06/2023)
FIELD GOAL PERCENTAGE	.531 (34-64)	West Virginia (01/06/2024)
	.526 (30-57)	Stetson (11/13/2023)
3 PT FG MADE	11	vs Texas A&M (N) (12/16/2023)
	11	Jackson St. (12/09/2023)
	11	ULM (11/06/2023)
3 PT FG ATTEMPTS	35	ULM (11/06/2023)
	30	Jackson St. (12/09/2023)
3 PT FG PERCENTAGE	500 (9-18)	West Virginia (01/06/2024)
	471 (8-17)	Texas Tech (01/17/2024)
FREE THROWS MADE	22	Jackson St. (12/09/2023)
	21	ULM (11/06/2023)
FREE THROW ATTEMPTS	34	A&M-Corpus Christi (11/11/2023)
	31	Jackson St. (12/09/2023)
FREE THROW PERCENTAGE	1.000 (3-3)	Texas Tech (01/17/2024)
	.875 (7-8)	vs Texas A&M (N) (12/16/2023)
	.875 (7-8)	vs Dayton (N) (11/19/2023)
REBOUNDS	54	A&M-Corpus Christi (11/11/2023)
	49	Jackson St. (12/09/2023)
ASSISTS	17	ULM (11/06/2023)
	18	vs Texas A&M (N) (12/16/2023)
STEALS	18	Jackson St. (12/09/2023)
	17	Stetson (11/13/2023)
BLOCKED SHOTS	10	vs Texas A&M (N) (12/16/2023)
	9	West Virginia (01/06/2024)
	9	at Xavier (12/01/2023)
	9	A&M-Corpus Christi (11/11/2023)
TURNOVERS	16	at Iowa St. (01/09/2024)
	13	Jackson St. (12/09/2023)
FOULS	27	at Xavier (12/01/2023)
	24	at TCU (01/13/2024)