



Shannon Doherty

Jada Cody

Angelina DeVoe

Sarah Willis

Chloe Evans

Grace Jewell

Knights

2024 SOFTBALL MEDIA GUIDE

Table of Contents



2024 Team Information

Quick Facts.....	3
Season Outlook	4
2024 Schedule	5
Opponent Information	6-7
Roster	8-9
The UCF Softball Complex	10

Coaching Staff

Cindy "Bear" Ball-Malone - Head Coach.....	12-15
Becca Mueller - Assistant Coach.....	16
Jenn Salling - Assistant Coach.....	16
Cassady Brewer - Assistant Coach	17
Adam DeRusha - Director of Operations.....	17

Meet the Knights	19-44
-------------------------------	-------

2023 Season Review

Season Stats	46
Conference Stats	47
Batting Leaders	48
Pitching Leaders.....	49
Season Highs (Team).....	50
Season Highs (Individual).....	51
Game Summaries.....	52
Miscellaneous Stats	53
Game Results.....	54

Record Book

Year-by-Year Stats	55
UCF in the Polls (Week-by-Week).....	56-58
UCF in the Polls (Final).....	59
All-Time Games against Ranked Opponents.....	60-61
Conference Championship History	62
NCAA Tournament History.....	63
All-Time Records vs. Opponents.....	64-71
Year-by-Year Results	72-77
Awards and Honors.....	78-80
All-Time Roster.....	81

All-Time Numerical Roster	82
All-Time Extra-Inning/Run-Rule Games	83-84
Game Records.....	85
Season Records (Team).....	86-87
Year-by-Year Statistical Leaders	88-90
Season Records (Individual).....	91-92
Season Records (Career).....	93-94

Knights to the Big 12

UCF accepted an invitation to join the Big 12 Conference on July 1, 2023, Big 12 commissioner, Bob Bowlsby, UCF director of athletics Terry Mohajir, and UCF President Alex Cartwright announced Sept. 10, 2022.

The Knights athletics program has now moved from Division III, Division II, the FCS level, the FBS level that included time in the MAC, Conference USA, the AAC, and now to the Big 12 Conference.

"This is a landmark day for anyone ever associated with UCF or UCF Athletics. As we anticipate a future move to the Big 12 Conference, we first owe a vote of thanks to all those at UCF who have gone before us. There's a long list of student-athletes, coaches, athletics directors, university presidents and support staff, fans and donors and, of course, our student body, plus so many others whose hard work and successes have helped pave the way for today's announcement. The bases were already loaded, and I feel very blessed and honored to get to step up to the plate on behalf of UCF." - Terry Mohajir

Know the Lingo

Protect the Plex

A top priority for the Knights is protecting their home field, the UCF Softball Complex. It's more than just a saying, as the Knights have posted a 103-33-1 (.756) home record to back up the phrase since Cindy Ball-Malone's arrival in Orlando in 2019, including two top-five wins at home in 2021.

2024 Quick Facts

UNIVERSITY INFORMATION

Name	University of Central Florida
Location	Orlando, Fla.
Zip Code	32816
Founded	1963
Enrollment	68,442
Nickname	Knights
Colors	Black and Gold
Ballpark (Capacity)	UCF Softball Complex (600)
Dimensions	LF, 200/CF, 220/RF, 200
Surface	Natural Grass
Affiliation	NCAA Division I
Conference	Big 12
President	Dr. Alexander Cartwright
Athletics Director	Terry Mohajir
Softball Administrator	Dr. Abby Wilson
Athletics Department Phone	407-823-4114
Ticket Office Phone	407-823-1000
Website	ucfknight.com
Television/Streaming	ESPN+

UCF SOFTBALL HISTORY

First Season of Competition	2002 (23rd Season)
All-Time Record	810-483-3 (.626)
Tournament Championships	AAC: 2015, 2022, 2023
Regular Season Championships	AAC: 2014, 2015, 2022
Total Conference Championships	6
Postseason Trips	10
	2005, 2008, 2010, 2012, 2014, 2015, 2016, 2021, 2022, 2023
Highest NFCA Ranking	13
All-American Selections	1

2023 RECAP

Overall Record	40-21
Final Ranking (NFCA)	NR
Conference Record/Finish	15-3/2nd

2024 TEAM INFORMATION

Players Returning/Lost	17/8
Position Players Returning/Lost	11/7
Pitchers Returning/Lost	6/1
Newcomers	10
Preseason Big 12 Conference Pick	5th

COACHING STAFF

Head Coach	Cindy "Bear" Ball-Malone (Pacific, '02)
Record at UCF	185-80-2 (6th Year)
Career Record (Years)	284-196-2 (10th Year)
Assistant Coach	Jenn Salling (2nd Year)
Assistant Coach	Becca Mueller (1st Year)
Assistant Coach	Cassady Brewer (1st Year)

SOFTBALL SUPPORT STAFF

Director of Operations & Video Coordinator	Adam DeRusha (3rd Year)
Graduate Assistant	Shannon Saile (2nd Year)
Graduate Assistant	Kelsi Jeffries (1st Year)
Student Manager	Alysianna Gil (3rd Year)
Student Manager	Rylie Villarreal (1st Year)
Student Manager	Laney Davis (1st Year)
Athletic Trainer	Aleaha Evans (5th Year)
Strength & Conditioning	April DiGiannantonio (1st Year)
Equipment Manager	Blake Micciche (1st Year)
Event Management	Victoria Forney (1st Year)

STRATEGIC COMMUNICATIONS

Softball Contact	Ryan Ladika, Assistant Director (2nd Yr.)
Email	rjladika@athletics.ucf.edu
Cell Phone	720-355-1580
Assistant AD, Strategic Comms.	Justin Wilson (2nd Yr.)

MEDIA INFORMATION

Coach Ball-Malone, staff and players are available for interviews, roughly every weekday afternoon during the season and following practices. All player and coach interview requests must go through Ryan Ladika. Please give at least 24 hours advance notice for all interview requests.

Please DO NOT attempt to contact players, coaches or other team personnel directly by any means of communications, including personal phone numbers, email addresses and social media accounts.

GAME CREDENTIALS

All requests for media and/or photography credentials must be made by emailing Ryan Ladika 48 hours before a game. They can be picked up prior to the game at the will call window at the UCF Softball Complex.

POSTGAME PRESS CONFERENCE

All postgame press conferences will take place on the field following a 10 minute cooling off period after every home game near the third base line just beyond the infield of the UCF Softball Complex.

GAMEDAY LIVESTATS

Live in-game statistics will be provided for the media at ucf.statbroadcast.com.

Follow Us

ucfknight.com
hub for anything and everything pertaining to UCF Softball and all other UCF sports

@UCF_Softball
in-game updates, highlights, scores, previews, recaps, news, feature stories, videos and more

@UCF.Softball
game and practice photos, final scores, and a wide variety of content

/UCFSOFTBALL
scores, previews, recaps, news, highlights, features and videos

UCF Knights
highlights, postgame interviews & feature videos

Season Outlook



Under sixth-year head coach Cindy “Bear” Ball-Malone, the UCF softball team is in the midst of its most successful period in its 22-year history. Ball-Malone has guided the Knights to three consecutive 40-plus-win seasons, marking the first time the program has achieved such a feat, including the team’s first NCAA Super Regional appearance in 2022, three straight trips to the NCAA Tournament, two American Athletic Conference Tournament championships, and one AAC outright regular-season title.

The spring 2023 slate was rife with team and individual records and accomplishments. Right-handers Sarah Willis and Grace Jewell both threw solo no-hitters, with the former’s representing the third perfect game in program history, and the first of seven innings (against Houston), and the latter recording the first no-hitter against a top 25-ranked foe in program history (against then-No. 22 Arizona State). Willis’ dominant campaign culminated in an American Athletic Conference Pitcher of the Year selection as well.

Transfer outfielder Chloe Evans and freshman infielder Aubrey Evans sparked the Knights’ offense throughout the season, with Chloe matching the program’s single-season triples record (8) and finishing within the top 10 in program history in single-season batting average, slugging percentage, doubles, RBI and total bases. Aubrey, meanwhile, forced her way into Ball-Malone’s everyday starting lineup in her debut collegiate season, swatting a single-season program-record 18 doubles and finishing in a tie for seventh on the single-season on-base percentage list with a .439 mark. Then-junior utility player Jada Cody, fresh off her program-record 75-RBI campaign in 2022, vaulted herself into second place on the UCF career RBI list with 147 on the strength of her 26 in 2023, while also becoming the third Knight in program history to hit at least 30 home runs with her third straight season with seven or more long balls.

The individual exploits aided the team in earning ranked wins over No. 25 Michigan to open the 2023 TaxAct Clearwater Invitational, No. 22 Arizona State during Oklahoma State’s OSU Mizuno Classic, and No. 22 Wichita State to begin conference play. Ball-Malone picked up the 150th win of her UCF career, as well as the 250th win of her coaching career on the way to a 3-0 showing at the AAC Tournament in Tampa, Fla., and the team’s 10th NCAA Tournament berth in Tallahassee, Fla.

The Knights this season return 17 players from the team’s spring 2023 campaign while welcoming 10 newcomers into the fold, including three transfers and seven incoming freshmen. The team brings back six of its seven pitchers from last season, including both Jewell and Willis, as well as 10 of the squad’s top 13 hitters by slugging percentage.

UCF will kick off its season with the Black & Gold Classic Feb. 8-11, while the group’s inaugural Big 12 conference schedule will commence with a three-game home series against the Kansas Jayhawks March 8-10. The Knights’ 2024 slate is headlined by home matchups against the three-time defending national champion Oklahoma Sooners and Texas Longhorns, and also features matchups with 12 programs that made the NCAA Tournament appearances, including six that advanced as far as the NCAA Super Regionals.

2024 Schedule

Date	Opponent	Location	Time (ET)	Broadcast/Stream
The Black & Gold Classic				
Feb. 8	Howard	Orlando, Fla.	4:30 p.m.	ESPN+
Feb. 8	UConn	Orlando, Fla.	7:00 p.m.	ESPN+
Feb. 9	Seattle	Orlando, Fla.	6:00 p.m.	ESPN+
Feb. 10	UConn	Orlando, Fla.	5:30 p.m.	ESPN+
Feb. 11	Georgia State	Orlando, Fla.	12:00 p.m.	ESPN+
Feb. 14	Liberty	Orlando, Fla.	6:00 p.m.	ESPN+
Shriners Children's Clearwater Invitational Presented by EvoShield				
Feb. 16	vs. North Carolina	Clearwater, Fla.	2:00 p.m.	ESPN+
Feb. 16	vs. Wisconsin	Clearwater, Fla.	8:00 p.m.	ESPN+
Feb. 17	vs. Kentucky	Clearwater, Fla.	1:00 p.m.	ESPN+
Feb. 18	vs. Northwestern	Clearwater, Fla.	1:00 p.m.	ESPN+
Feb. 18	vs. UCLA	Clearwater, Fla.	6:00 p.m.	ESPN
Mary Nutter Collegiate Classic				
Feb. 22	vs. Mississippi State	Cathedral City, Calif.	5:00 p.m.	FloSoftball
Feb. 22	vs. Oregon	Cathedral City, Calif.	8:00 p.m.	FloSoftball
Feb. 23	vs. Missouri	Cathedral City, Calif.	8:30 p.m.	FloSoftball
Feb. 23	vs. Oregon State	Cathedral City, Calif.	11:30 p.m.	FloSoftball
Feb. 24	vs. Tennessee	Cathedral City, Calif.	8:00 p.m.	FloSoftball
Feb. 24	vs. San Diego	Cathedral City, Calif.	10:30 p.m.	FloSoftball
Feb. 28	North Florida	Orlando, Fla.	6:00 p.m.	ESPN+
The Knights Classic				
March 1	Princeton	Orlando, Fla.	3:30 p.m.	ESPN+
March 1	South Carolina	Orlando, Fla.	6:00 p.m.	ESPN+
March 2	Princeton	Orlando, Fla.	5:30 p.m.	ESPN+
March 3	Kennesaw State	Orlando, Fla.	11:00 a.m.	ESPN+
March 3	Bethune Cookman	Orlando, Fla.	1:00 p.m.	ESPN+
March 6	Stetson	Orlando, Fla.	6:00 p.m.	ESPN+
March 8	Kansas *	Orlando, Fla.	6:00 p.m.	ESPN+
March 9	Kansas *	Orlando, Fla.	2:00 p.m.	ESPN+
March 10	Kansas *	Orlando, Fla.	12:00 p.m.	ESPN+
March 15	at Oklahoma State *	Stillwater, Okla.	6:00 p.m.	ESPN+
March 16	at Oklahoma State *	Stillwater, Okla.	2:00 p.m.	ESPN+
March 17	at Oklahoma State *	Stillwater, Okla.	12:00 p.m.	ESPN+
March 22	Texas *	Orlando, Fla.	6:00 p.m.	ESPN+
March 23	Texas *	Orlando, Fla.	2:00 p.m.	ESPN+
March 24	Texas *	Orlando, Fla.	12:00 p.m.	ESPN+
March 28	at Texas Tech *	Lubbock, Texas	6:00 p.m.	ESPN+
March 29	at Texas Tech *	Lubbock, Texas	6:00 p.m.	ESPN+
March 30	at Texas Tech *	Lubbock, Texas	12:00 p.m.	ESPN+
April 2	at North Florida	Jacksonville, Fla.	6:00 p.m.	ESPN+
April 4	BYU *	Orlando, Fla.	6:00 p.m.	ESPN+
April 5	BYU *	Orlando, Fla.	6:00 p.m.	ESPN+
April 6	BYU *	Orlando, Fla.	12:00 p.m.	ESPN+
April 10	Jacksonville	Orlando, Fla.	6:00 p.m.	ESPN+
April 12	at Houston *	Houston, Texas	6:00 p.m.	ESPN+
April 13	at Houston *	Houston, Texas	2:00 p.m.	ESPN+
April 14	at Houston *	Houston, Texas	12:00 p.m.	ESPN+
April 17	Florida Atlantic	Orlando, Fla.	5:00 p.m.	ESPN+
April 19	at Baylor *	Waco, Texas	7:30 p.m.	ESPN+
April 20	at Baylor *	Waco, Texas	3:00 p.m.	ESPN+
April 21	at Baylor *	Waco, Texas	1:00 p.m.	ESPN+
April 26	Oklahoma *	Orlando, Fla.	6:00 p.m.	ESPN+
April 27	Oklahoma *	Orlando, Fla.	2:00 p.m.	ESPN+
April 28	Oklahoma *	Orlando, Fla.	12:00 p.m.	ESPN+
May 3	at Iowa State *	Ames, Iowa	5:00 p.m.	ESPN+
May 4	at Iowa State *	Ames, Iowa	2:00 p.m.	ESPN+
May 5	at Iowa State *	Ames, Iowa	1:00 p.m.	ESPN+

May 8-11 Phillips 66 Big 12 Softball Championship

Oklahoma City, Okla.

Home games are bold; played at the UCF Softball Complex.

All times are Eastern and subject to change

* - Denotes Big 12 Conference game

2024 Opponent Information



Oklahoma

Conference: Big 12
Location: Norman, Okla.
Head Coach: Patty Gasso
Seasons at Oklahoma (Rec.): 29 (1456-345-2)
2023 Record: 61-1
Postseason: Women's College World Series, Division I National Champions
Series with UCF: Sooners Lead 2-0
Last Meeting: OU, 7-1 (5/28/22)
X: @OU_Softball



Kansas

Conference: Big 12
Location: Lawrence, Kan.
Head Coach: Jennifer McFalls
Seasons at Kansas (Rec.): 5 (95-138)
2023 Record: 25-27
Series with UCF: Tied 2-2
Last Meeting: UCF, 1-0 (2/7/14)
X: @KUSoftball



Oklahoma State

Conference: Big 12
Location: Stillwater, Okla.
Head Coach: Kenny Gajewski
Seasons at Okla. St. (Rec.): 8 (316-137)
2023 Record: 47-16
Postseason: Women's College World Series
Series with UCF: Cowgirls Lead 3-2
Last Meeting: OSU, 9-4 (3/19/23)
X: @cowgirlsrb



Texas

Conference: Big 12
Location: Austin, Texas
Head Coach: Mike White
Seasons at Texas (Rec.): 5 (205-71-2)
2023 Record: 45-15-1
Postseason: NCAA Super Regionals
Series with UCF: Knights Lead 1-0
Last Meeting: UCF, 15-10 (2/19/22)
X: @TexasSoftball



Texas Tech

Conference: Big 12
Location: Lubbock, Texas
Head Coach: Craig Snider
Seasons at Texas Tech (Rec.): 1 (31-22)
2023 Record: 31-22
Series with UCF: UCF Leads 4-3
Last Meeting: UCF, 7-3 (2/18/22)
X: @TexasTechSB



BYU

Conference: Big 12
Location: Provo, Utah
Head Coach: Gordon Eakin
Seasons at BYU (Rec.): 21 (800-372)
2023 Record: 35-17
Postseason: NISC
Series with UCF: First Meeting
X: @byusoftball



Houston

Conference: Big 12
Location: Houston, Texas
Head Coach: Kristin Vesely
Seasons at Houston (Rec.): 7 (186-163-1)
2023 Record: 20-30
Series with UCF: UCF Leads 32-22
Last Meeting: UCF, 4-0 (4/30/23)
X: @UHCougarSB



Baylor

Conference: Big 12
Location: Waco, Texas
Head Coach: Glenn Moore
Seasons at Baylor (Rec.): 23 (878-443)
2023 Record: 40-18
Postseason: NCAA Regionals
Series with UCF: Baylor Leads 5-2
Last Meeting: UCF, 4-2 (3/19/17)
X: @BaylorSoftball



Iowa State

Conference: Big 12
Location: Ames, Iowa
Head Coach: Jamie Pinkerton
Seasons at Iowa St. (Rec.): 6 (158-151)
2023 Record: 25-30
Series with UCF: UCF Leads 4-1
Last Meeting: UCF, 7-5 (3/12/22)
X: @CycloneSB



Howard

Conference: MEAC
Location: Washington, D.C.
Head Coach: Tori Tyson
Seasons at Howard (Rec.): 5 (90-114)
2023 Record: 20-26
Series with UCF: First Meeting
X: @HUBisonSoftball



UConn

Conference: Big East
Location: Storrs, Conn.
Head Coach: Laura Valentino
Seasons at UConn (Rec.): 4 (110-58)
2023 Record: 34-15
Series with UCF: UCF Leads 18-4
Last Meeting: UCF, 2-1 (3/24/19)
X: @UConnSoftball



Seattle U

Conference: WAC
Location: Seattle, Wash.
Head Coach: Geoff Hirai
Seasons at Seattle U (Rec.): 8 (219-185)
2023 Record: 36-20
Series with UCF: First Meeting
X: @seattleusb



Georgia State

Conference: Sun Belt
Location: Atlanta, Ga.
Head Coach: Angie Nicholson
Seasons at GSU (Rec.): 2 (39-69)
2023 Record: 18-36
Series with UCF: UCF Leads 8-3
Last Meeting: GSU, 6-2 (4/15/05)
X: @GSU_Softball



Liberty

Conference: ASUN
Location: Lynchburg, Va.
Head Coach: Dot Richardson
Seasons at Liberty (Rec.): 10 (344-232)
2023 Record: 40-22
Postseason: NCAA Regionals
Series with UCF: UCF Leads 6-0
Last Meeting: UCF, 3-0 (2/15/22)
X: @LibertySB



Mississippi State

Conference: SEC
Location: Starkville, Miss.
Head Coach: Samantha Ricketts
Seasons at MSU (Rec.): 4 (125-80)
2023 Record: 28-25
Series with UCF: Series Tied 1-1
Last Meeting: UCF, 6-5 (2/19/23)
X: @HailStateSB



Oregon

Conference: Pac-12
Location: Eugene, Ore.
Head Coach: Melyssa Lombardi
Seasons at Oregon (Rec.): 5 (155-85)
2023 Record: 38-17
Postseason: NCAA Super Regionals
Series with UCF: First Meeting
X: @OregonSB



Missouri

Conference: SEC
Location: Columbia, Mo.
Head Coach: Larissa Anderson
Seasons at Mizzou (Rec.): 5 (169-97)
2023 Record: 35-26
Postseason: NCAA Regionals
Series with UCF: Missouri Leads 2-1
Last Meeting: Missouri, 11-8 (2/15/23)
X: @MizzouSoftball



Oregon State

Conference: Pac-12
Location: Corvallis, Ore.
Head Coach: Laura Berg
Seasons at OSU (Rec.): 11 (283-261-2)
2023 Record: 15-29-1
Series with UCF: OSU Leads 1-0
Last Meeting: OSU, 2-1 (2/19/12)
X: @BeaverSoftball



Tennessee

Conference: SEC
Location: Knoxville, Tenn.
Head Coach: Karen Weekly
Seasons at Tenn. (Rec.): 22 (1041-328-2)
2023 Record: 51-10
Postseason: Women's College World Series
Series with UCF: UCF Leads 4-3
Last Meeting: Tennessee, 6-2 (2/19/22)
X: @Vol_Softball



San Diego

Conference: WCC
Location: San Diego, Calif.
Head Coach: MJ Knighten
Seasons at San Diego (Rec.): 3 (56-92-1)
2023 Record: 23-29-1
Series with UCF: First Meeting
X: @USDSoftball

2024 Opponent Information



North Florida
 Conference: ASUN
 Location: Jacksonville, Fla.
 Head Coach: Jeff Conrad
 Seasons at UNF (Rec.): 1 (29-23-1)
 2023 Record: 29-23-1
 Series with UCF: UCF Lead 17-6
 Last Meeting: UCF, 3-2 (3/29/23)
 X: @OspreySB



Princeton
 Conference: Ivy League
 Location: Princeton, N.J.
 Head Coach: Lisa Van Ackeren
 Seasons at Princeton (Rec.): 11 (195-216-2)
 2023 Record: 29-20
 Series with UCF: UCF Leads 5-1
 Last Meeting: UCF, 8-1 (3/20/19)
 X: @PUSoftball



South Carolina
 Conference: SEC
 Location: Columbia, S.C.
 Head Coach: Beverly Smith
 Seasons at South Carolina (Rec.): 13 (425-299)
 2023 Record: 40-22
 Postseason: NCAA Regionals
 Series with UCF: UCF Leads 8-4
 Last Meeting: South Carolina, 10-1 (5/20/23)
 X: @GamecockSoftbl



Kennesaw State
 Conference: ASUN
 Location: Kennesaw, Ga.
 Head Coach: Tripp MacKay
 Seasons at KSU (Rec.): 5 (117-120)
 2023 Record: 20-32
 Series with UCF: UCF Leads 5-2
 Last Meeting: UCF, 8-0 (3/12/23)
 X: @KSUOwlsSB



Bethune Cookman
 Conference: SWAC
 Location: Daytona Beach, Fla.
 Head Coach: Laura Watten
 Seasons at BCU (Rec.): 16 (491-440)
 2023 Record: 19-31
 Series with UCF: UCF Leads 24-5
 Last Meeting: UCF, 7-0 (4/24/19)
 X: @BCUsoftball



Stetson
 Conference: ASUN
 Location: DeLand, Fla.
 Head Coach: Shellie Cousins
 Seasons at Stetson (Rec.): 2 (0-0)
 2023 Record: 28-28
 Series with UCF: UCF Leads 20-9
 Last Meeting: Stetson, 4-3 (2/22/23)
 X: @StetsonSoftball



Jacksonville
 Conference: ASUN
 Location: Jacksonville, Fla.
 Head Coach: Erica Ayers
 Seasons at Jacksonville (Rec.): 6 (126-153)
 2023 Record: 25-27
 Series with UCF: UCF Leads 15-2
 Last Meeting: UCF, 3-2 (4/3/19)
 X: @JAX_Softball



Florida Atlantic
 Conference: C-USA
 Location: Boca Raton, Fla.
 Head Coach: Jordan Clark
 Seasons at FAU (Rec.): 1 (35-20)
 2023 Record: 35-20
 Series with UCF: Series Tied 15-15
 Last Meeting: UCF, 4-0 (3/14/21)
 X: @FAUSoftball



North Carolina
 Conference: ACC
 Location: Chapel Hill, N.C.
 Head Coach: Megan Smith Lyon
 Seasons at UNC (Rec.): First Season (0-0)
 2023 Record: 26-28
 Series with UCF: UNC Leads 3-0
 Last Meeting: UNC, 2-0 (2/11/18)
 X: @UNCSoftball



Wisconsin
 Conference: Big Ten
 Location: Madison, Wis.
 Head Coach: Yvette Healy
 Seasons at Wis. (Rec.): 13 (389-257-1)
 2023 Record: 27-20
 Series with UCF: Wisconsin Leads 1-0
 Last Meeting: Wis., 9-1 (2/17/22)
 Twitter: @BadgerSoftball



Kentucky
 Conference: SEC
 Location: Lexington, Ky.
 Head Coach: Rachel Lawson
 Seasons at UK (Rec.): 16 (563-338-1)
 2023 Record: 31-22-1
 Postseason: NCAA Regionals
 Series with UCF: Series Tied 2-2
 Last Meeting: Kentucky, 6-3 (2/11/27)
 X: @UKsoftball



Northwestern
 Conference: Big Ten
 Location: Evanston, Ill.
 Head Coach: Kate Drohan
 Seasons at NU (Rec.): 22 (745-413-1)
 2023 Record: 42-13
 Postseason: NCAA Super Regionals
 Series with UCF: First Meeting
 X: @NUSBcats



UCLA
 Conference: Pac-12
 Location: Los Angeles, Calif.
 Head Coach: Kelly Inouye-Perez
 Seasons at UCLA (Rec.): 17 (775-197-1)
 2023 Record: 52-7
 Postseason: NCAA Regionals
 Series with UCF: UCLA Leads 8-0
 Last Meeting: UCLA, 2-1 (3/3/23)
 X: @UCLASoftball

The Knights will play...

54 regular-season games

21 opponents with a winning record in 2023

6 NCAA Super Regionals participants

14 different conferences

33 different opponents

13 teams that made the postseason

3 Women's College World Series participants

5 Florida foes

2024 Roster

#	Player	Position	Height	B/T	Class	Hometown
1	Jasmine Williams	SS	5-6	R/R	5th	Mission Viejo, Calif.
2	Samantha Rey	INF	5-2	L/R	Fr.	Salinas, Calif.
3	Aubrey Evans	INF	5-5	R/R	So.	Apopka, Fla.
4	Katelyn Cochran	RHP	5-8	R/R	So.	North Augusta, S.C.
6	Angelina DeVoe	LHP	5-0	L/L	Sr.	Carson, Calif.
7	Johneisha Rowe	OF	5-5	L/R	5th	Avon Park, Fla.
8	Sierra Humphreys	INF	5-5	R/R	Fr.	Corona, Calif.
10	Taylor Kittleman	INF	5-10	L/R	Fr.	Lancaster, Penn.
11	Macy Miles	UTL	5-7	R/R	So.	Naples, Fla.
12	Chloe Evans	OF	5-9	L/R	Sr.	Seymour, Wis.
16	Kiley Strott	C	5-8	R/R	Fr.	Longwood, Fla.
17	Jada Cody	UTL	5-9	R/R	5th	Murrieta, Calif.
18	Kaitlyn Felton	RHP	5-8	R/R	Jr.	Valrico, Fla.
20	Katie Burge	UTL	5-4	L/R	Sr.	Miami, Fla.
21	Isabella Vega	RHP	5-5	R/R	Fr.	Bradenton, Fla.
22	Kennedy Searcy	UTL	5-7	L/R	Sr.	Jacksonville, Fla.
24	Savannah Adams	1B	5-8	R/R	Jr.	La Mirada, Calif.
25	Ava Justman	LHP	5-8	L/L	Jr.	Northridge, Calif.
26	Samantha Delhoyo	INF/OF	5-10	L/R	Fr.	Flemington, N.J.
27	Ashleigh Griffin	C/INF	5-7	R/R	R-So.	Newnan, Ga.
35	Carson Frier	C/INF	5-5	R/R	Jr.	Live Oak, Fla.
42	Alexis Morgan	OF	5-3	L/R	Fr.	Centreville, Va.
44	Stormy Kotzelnick	UTL	5-3	L/R	R-Jr.	Carmel, Ind.
46	Shannon Doherty	1B	5-8	R/R	5th	Coral Springs, Fla.
55	Grace Jewell	RHP	6-1	R/R	Sr.	Chesapeake, Va.
66	Sarah Willis	RHP/OF	5-7	R/R	Sr.	Ontario, Calif.
98	Sona Halajian	RHP/DP	5-8	R/R	R-Sr.	San Anselmo, Calif.

COACHING AND SUPPORT STAFF

Head Coach: Cindy Ball-Malone - Sixth Season (University of the Pacific '02, '06)

Assistant Coach: Becca Mueller - First Season (College of Charleston '16)

Assistant Coach: Jenn Salling - Second Season (Washington '11, '17)

Assistant Coach: Cassady Brewer - First Season (UCF '19)

Graduate Assistant: Shannon Saile - Second Season (Oklahoma '22)

Graduate Assistant: Kelsi Jeffries - First Season (UCF '23)

Director of Operations: Adam DeRusha - Third Season (Florida '15, LSU '17)

Athletic Trainer: Aleaha Evans - Fifth Season (UCF '17, Texas State '19)

Pronunciation Guide

#2	Samantha RAY
#4	Katelyn Cock-ran
#6	Angelina De-VOH
#7	John-EE-sha ROH
#20	Katie Burj (with a 'J' sound, no E)
#22	Kennedy Ser-see
#27	Ashley Griffin
#35	Carson FRY-er
#46	Shannon DOH-er-tee
#98	SOW-na Hal-AH-zhun
Coach	Jenn SAL-ing
Dir. Ops	Adam De-ROO-shuh

By Eligibility

* - indicates first season at UCF

Seniors (11)

Katie Burge
Jada Cody
Angelina DeVoe
Shannon Doherty
Chloe Evans
Grace Jewell
Johneisha Rowe

Juniors (5)

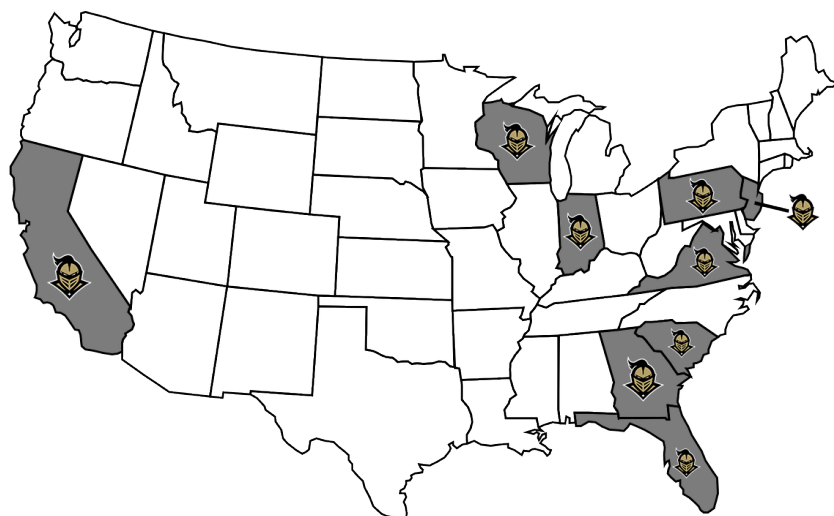
Kennedy Searcy
Savannah Adams
Kaitlyn Felton
Sarah Willis
Carson Frier
Ava Justman*
Stormy Kotzelnick*

Sophomores (4)

Katelyn Cochran
Aubrey Evans
Macy Miles
Ashleigh Griffin (Redshirt)

Freshmen (7)

Samantha Delhoyo*
Sierra Humphreys*
Taylor Kittleman*
Alexis Morgan*
Samantha Rey*
Kiley Strott*
Isabella Vega*



By State

Florida (10)

Katie Burge - Miami
Shannon Doherty - Coral Springs
Aubrey Evans - Apopka
Kaitlyn Felton - Valrico
Carson Frier - Live Oak
Macy Miles - Naples
Johneisha Rowe - Avon Park
Kennedy Searcy - Jacksonville
Kiley Strott - Longwood
Isabella Vega - Bradenton

South Carolina (1)

Katelyn Cochran - North Augusta

Wisconsin (1)

Chloe Evans - Seymour

New Jersey (1)

Samantha Delhoyo - Flemington

California (9)

Savannah Adams - La Mirada
Jada Cody - Murrieta
Angelina DeVoe - Carson
Sona Halajian - San Anselmo
Sierra Humphreys - Corona
Ava Justman - Northridge
Samantha Rey - Salinas
Jasmine Williams - Mission Viejo
Sarah Willis - Ontario

Georgia (1)

Ashleigh Griffin - Newnan

Virginia (2)

Grace Jewell - Chesapeake
Alexis Morgan - Centreville

Pennsylvania (1)

Taylor Kittleman - Lancaster

Indiana (1)

Stormy Kotzelnick - Carmel


TV/Radio Roster



#1 - Jasmine Williams
5th Yr. | SS | 5-6
Mission Viejo, Calif.



#2 - Samantha Rey
Fr. | INF | 5-2
Salinas, Calif.



#3 - Aubrey Evans
So. | INF | 5-5
Apopka, Fla.



#4 - Katelyn Cochran
So. | RHP | 5-8
North Augusta, S.C.



#6 - Angelina DeVoe
Sr. | LHP | 5-0
Carson, Calif.



#7 - Johneisha Rowe
5th Yr. | OF | 5-5
Avon Park, Fla.



#8 - Sierra Humphreys
Fr. | INF | 5-5
Corona, Calif.



#10 - Taylor Kittleman
Fr. | INF | 5-10
Lancaster, Penn.



#11 - Macy Miles
So. | UTL | 5-7
Naples, Fla.



#12 - Chloe Evans
Sr. | OF | 5-9
Seymour, Wis.



#16 - Kiley Strott
Fr. | C | 5-8
Longwood, Fla.



#17 - Jada Cody
5th Yr. | UTL | 5-9
Murrieta, Calif.



#18 - Kaitlyn Felton
Jr. | RHP | 5-8
Valrico, Fla.



#20 - Katie Burge
Sr. | UTL | 5-4
Miami, Fla.



#21 - Isabella Vega
Fr. | RHP | 5-5
Bradenton, Fla.



#22 - Kennedy Searcy
Sr. | UTL | 5-7
Jacksonville, Fla.



#24 - Savannah Adams
Jr. | UTL | 5-8
La Mirada, Calif.



#25 - Ava Justman
Jr. | LHP | 5-8
Northridge, Calif.



#26 - Samantha Delhoyo
Fr. | UTL | 5-10
Flemington, N.J.



#27 - Ashleigh Griffin
R-So. | C | 5-7
Newnan, Ga.



#35 - Carson Frier
Jr. | C | 5-5
Live Oak, Fla.




#42 - Alexis Morgan
Fr. | OF | 5-4
Centreville, Va.



#44 - Stormy Kotzelnick
Jr. | UTL | 5-4
Carmel, Ind.



#46 - Shannon Doherty
5th Yr. | 1B | 5-8
Coral Springs, Fla.



#55 - Grace Jewell
Sr. | RHP | 6-1
Chesapeake, Va.



#66 - Sarah Willis
Sr. | RHP/OF | 5-7
Ontario, Calif.



#98 - Sona Halajian
5th Yr. | RHP/DP | 5-9
San Anselmo, Calif.

Coaching and Support Staff



Cindy Ball-Malone
Head Coach
6th Season with UCF



Becca Mueller
Assistant Coach
1st Season with UCF



Jenn Salling
Assistant Coach
2nd Season with UCF



Cassidy Brewer
Assistant Coach
1st Season with UCF



Adam DeRusha
Director of Operations
3rd Season with UCF

The UCF Softball Complex

Since its groundbreaking on March 14, 2006, the UCF Softball Complex is where the Knights call home. The state-of-the-art 600-seat facility speaks volumes for how far the program has come under the direction of head coach Cindy Ball-Malone and where it is headed.

The entire facility received massive upgrades in the fall of 2021, giving “The Plex” a fresh look. The upgrades included a brand new locker room, padded outfield walls and backstop, new foul poles, a fresh coat of paint on the exterior of all buildings, and updated branding in team offices. Prior to the 2023 spring campaign, the facility also installed brand-new artificial turf along both the first and third base lines and behind the third base dugout.

The field is professionally manicured by the UCF facilities and operations staff and includes a covered batting pavilion, roomy dugouts, home and visitor bullpens and an outfield fence lined with trees.

UCF student-athletes have access to everything they need to prepare for gameday at the UCF Softball Complex. The Knights have an upgraded and spacious locker room, a lounge area complete with a television, couches and chairs, an equipment room and their own training room complete with a top-notch athletic training staff.

Along with having comfortable offices for each coach, the UCF Softball Complex also has a conference room, a video room and locker rooms for the coaching staff. The press box at the stadium provides two rows of media seating in addition to dedicated home and visitor radio broadcast booths.

On game days, fans have access to a ticket booth, concession stand and gift shop, while also being able to participate in many pre-, in- and post-game promotions and events throughout the season.





THE STAFF

2024 UCF SOFTBALL



BIG 12 CONFERENCE

Cindy Ball-Malone

Head Coach - Sixth Season



On the heels of a hall-of-fame collegiate playing career, UCF head softball coach Cindy Ball-Malone, also known by her nickname, “Bear,” has lifted the UCF softball program to new heights throughout her first five seasons at the helm.

Ball-Malone’s resume showcases:

- Nine career seasons as an NCAA Division I head softball coach (the last five at UCF), including five postseason appearances, four NCAA Tournament berths and one NCAA Super Regional appearance
- Extensive player development, highlighted by one All-America selection, one National Fastpitch Coaches Association (NFCA) Regional Coaching Staff of the Year selection, two national Wilson/NFCA Pitcher of the Week selections, one American Athletic Conference (AAC) Pitcher of the Year selection, one AAC Defensive Player of the Year selection, one AAC Rookie of the Year selection, and three consecutive top 25 nationally-ranked recruiting classes (Extra Inning Softball, 2021-23)
- Four additional previous seasons of experience as an assistant coach at Washington and Cal State Northridge, including two NCAA super regional appearances with the Huskies
- A playing career at the University of the Pacific that landed Ball-Malone among the selections for the 13th West Coast Conference Hall of Honor Class in 2023

Under “Coach Bear,” the UCF softball team is in the midst of the most successful period in the program’s 22-year history. With the team’s 40-21 record in 2023, the Knights recorded three consecutive 40-plus-win seasons for the first time in team history, with three

COACHING EXPERIENCE

2019-present	UCF	Head Coach
2015-18	Boise State	Head Coach
2013-14	Cal State Northridge	Assistant Coach
2011-12	Washington	Assistant Coach
2008-10	Cosumnes River College	Head Coach
2007	Modesto Junior College	Head Coach
2002-06	University of the Pacific	Assistant Coach

PLAYING CAREER

1999-2002	University of the Pacific
-----------	---------------------------

NCAA Regional appearances, one of which was hosted by the Knights at the UCF Softball Complex (2022), and the first NCAA super regional appearance in program history in that span.

Between 2021-23, UCF went a combined 130-54-1 (.705) with 12 ranked wins, including four victories over top five-ranked opponents (then-No. 2 Arizona, then-No. 5 Virginia Tech and two against then-No. 5 Florida), in that span. The strong three-year stretch factors into Ball-Malone’s dominant five-year UCF tenure, during which she is 105 games north of .500 at 185-80-2 entering her sixth season in Orlando and 10th season as a Division I head coach. Now, Ball-Malone will look to bring the Knights to even greater achievements, as UCF in 2024 begins participation in one of the deepest, most challenging conferences in college softball: the Big 12.

Keeping in mind Ball-Malone’s 12 ranked wins over the past three seasons, the 10th-year head coach has compiled 16 victories over ranked opponents in her first five years with the Knights. UCF accomplished three such wins in 2023, highlighted by then-junior right-hander Grace Jewell’s six-inning no-hitter against then-No. 22 Arizona State during the OSU Mizuno Classic hosted by the Oklahoma State Cowgirls. Jewell’s effort, also marking her first career no-no, represented the first no-hitter against a top 25-ranked foe in program history as well.

Ball-Malone was named UCF’s second head softball coach on June 27, 2018.

Major Awards and Records Broken

UCF’s newcomers led the charge in 2023, becoming the faces of the team’s third consecutive 40-win season as a testament to Ball-Malone’s recruiting prowess.

Right-handed pitcher/outfielder Sarah Willis, a transfer from one of “Coach Bear’s” previous stops in Washington, took the league by storm in the Knights’ final season in the American Athletic Conference, winning the conference Pitcher of the Year honor on the strength of a glistening 0.79 ERA in 62 innings of work in conference play.

Willis, the second AAC Pitcher of the Year in program history and the first since UCF Hall of Famer Shelby Turnier won the honor in 2015, also tossed the first seven-inning perfect game in program

Cindy Ball-Malone

Head Coach - Sixth Season

history in the Knights' 7-0 win over the Houston Cougars April 28. Willis also spun a seven-inning complete-game shutout in the series finale against Houston two days later to garner Wilson/NFCA National Division I Pitcher of the Week honors.

At the dish, the Evans tandem of Chloe, a junior transfer from Minnesota, and Aubrey, a freshman infielder/designated player, ensured the Knights' record books were in a constant state of flux. Chloe tied Tiffany Lane's single-season triples record with eight three-baggers and knocked in 49 runs, topped only by Jada Cody in 2022 (75) and Stephanie Best in 2003 and 2005 (66 and 60).

Aubrey, meanwhile, forced her way into Ball-Malone's everyday lineup in her first collegiate season with a program-record 18 doubles, narrowly besting Chloe's 16, accompanied by a .439 on-base percentage and a .521 slugging percentage.

We're Hosting

Ball-Malone and her staff in 2022 accomplished the first of her key goals she set for the program when accepting an offer to become the UCF softball team's second head coach: bringing an NCAA regional to Orlando.

The team began the '22 slate with ranked wins over two top-15 opponents in then-No. 12 Georgia on Opening Knight and then-No. 11 Texas during the 2022 Clearwater Invitational Feb. 19. UCF would go on to author an 18-game win streak and topple then-No. 5 Virginia Tech en route to a 44-12 regular-season record.

The Knights did it behind Cody's historic 75-RBI season, topping UCF Hall of Famer Stephanie Best's previous single-season record of 66 in 2003. Cody's 75 RBI ranked fourth most in the nation and aided the veteran in earning first- and second-team All-America honors from D1Softball.com and Softball America, respectively.

The NCAA selection committee took notice and awarded the Knights the No. 16 national seed with the opportunity to host the regional round for the first time in program history in Ball-Malone's fourth season at the helm. UCF swept its way through the 2022 NCAA Orlando Regional, besting then-No. 24 Michigan and Villanova in three games to clinch its first NCAA super regional berth and a date with the top-ranked and defending national champion Oklahoma Sooners.

Oklahoma would eliminate the Knights in two games on its way to earning the second of its three consecutive national championships, but UCF learned valuable lessons in the experience to continue to build upon its upward trajectory.

Upon the conclusion of the 2022 slate, the Knights earned the highest post-season ranking in program history in the USA Today/NFCA top 25, at No. 14 in the nation. UCF also finished within the top 15 in the end-of-season polls authored by ESPN/USA Softball (No.



COACHING RECORD

Season	School	Record	Pct
2015	Boise State	12-42	.222
2016	Boise State	14-38	.269
2017	Boise State	33-20	.623
2018	Boise State	40-16	.714
2019	UCF	34-21	.618
2020	UCF	21-5-1	.796
2021	UCF	41-19-1	.680
2022	UCF	49-14	.778
2023	UCF	40-21	.656
At UCF	5 Seasons	185-80-2	.697
Total	9 Seasons	284-196-2	.591

COACHING HIGHLIGHTS

2017	NSIC Regional
2018	NCAA Seattle Regional
	Mountain West Coach of the Year
2021	NCAA Tallahassee Regional
2022	NCAA Orlando Regional
	NCAA Norman Super Regional
	NFCA Regional Coaching Staff of the Year
	AAC Coaching Staff of the Year
2023	NCAA Tallahassee Regional

15), D1Softball.com (No. 13) and Softball America (No. 14).

Ball-Malone and her staff were awarded NFCA Regional Coaching Staff of the Year honors following the team's historic 2022 season, the first such award bestowed to a UCF coaching staff in program history.

Ball-Malone's 2022 Knights won 49 games, tied for the second most in a single season in program history with the 2008 Knights' 49 wins. Only UCF's 50-win 2015 season bested the 2022 Knights for the highest single-season win total in program history.

Donning the Stars and Stripes

Ball-Malone has earned the privilege throughout the last four seasons of serving as an assistant coach with USA Softball, making a handful of international trips and serving as a mentor for and with some of the most respected faces in the game.

Alongside coaches Heather Tarr (Washington), Tony Baldwin (Georgia) and Tim Walton (Florida) in Dublin, Ireland, Ball-Malone most recently helped guide Team USA through the World Baseball Softball Confederation (WBSC) Softball World Cup Group A play over the summer of 2023 and into the 2024 World Cup Finals in Italy. Team USA went a combined 4-0 in Group A play with wins over Chinese Taipei, Botswana, Australia and Great Britain.

The undefeated effort is only the latest in Ball-Malone's history of success with the national team, as she also joined Tarr, Walton and Baldwin in coaching Team USA to a gold medal at The World Games in Birmingham, Alabama, in July 2022. Team USA defeated Japan 3-2 and retained the women's softball world title, representing the squad's 12th softball world title overall and third in a row.

Her exploits in the stars and stripes have also paid dividends in her recruiting efforts as well. She aided the gold-medal winning U-19 squad in the 2019 WBSC World Cup as an assistant coach, where she also first met and coached current fifth-year Knights shortstop Jasmine Williams, an experience that proved integral to later bringing Williams to Orlando as a transfer from Oregon prior to the 2023 campaign.

"I have Coach Tarr to thank for that, because she's always included me in the USA program," Ball-Malone said. "It's an honor to be able to wear our country's letters on our chests. To be able to work with not only the best athletes, but the best people in our game.

Cindy Ball-Malone

Head Coach - Sixth Season

Coaches, players, the administration with USA, it's an honor to be a part of it and represent one of the best sports out there."

An Upward Trajectory from the Start

Ball-Malone received her first head coaching job at Boise State ahead of the spring 2015 season. Under her leadership, the Broncos steadily improved their record each season, from a 12-42 record and .222 win percentage in her first year to a 40-16 mark and a .714 win percentage, along with a berth in the NCAA Seattle Regional, in her final year in Idaho in 2018.

Throughout her time with Boise State, Ball-Malone cultivated a Broncos pitching staff that had finished fifth in the Mountain West Conference with a 4.04 ERA and last in strikeouts per seven innings (3.18) in 2014 to second in the conference in ERA (3.16) and the top spot in total strikeouts (308), batting average-against (.235) and fewest hits allowed (322) in 2018.

Offensively, Boise State occupied five of the top seven spots for individual batting average in the Mountain West in 2018, highlighted by Allison Seng's .439 mark that ranked first in the conference and 13th in the nation.

The team's overall .354 average in 2018 was the best mark by any team in NCAA Division I softball as well, just four seasons after its seventh-place finish in the Mountain West in 2014 with a .286 mark.

Boise State also led the conference with 95 doubles in 2018, an average of 1.70 per game and trailed only South Dakota State's 1.71 for the best mark in the country. The team's 6.77 runs per game ranked No. 1 in the nation as well, and its .532 team slugging percentage tied Oklahoma's mark for the top spot in the country.

Under Ball-Malone, a program-record six Broncos were selected to the NFCA Division I All-Pacific Region team in 2018, equaling the six total selections in the previous nine years combined of Boise State softball.

The team was also well-represented in the Mountain West post-season awards, as seven Broncos were recognized, including the conference pitcher of the year, player of the year, freshman of the year, and coach of the year for Ball-Malone, marking the first conference coach of the year award in program history. Boise State landed six players on the Mountain West's first- and second-team all-conference lists as well.

With the Broncos' 40-win 2018 season, Ball-Malone and Boise State also set single-season program records for total wins and conference wins (18) en route to the team's first conference title. After the Broncos' No. 7 ranking in the conference's preseason poll, Boise State

recorded the largest outperformance for any conference champion in Mountain West softball history.

Learning from a Legend

Before she received her first shot as a Division I head coach at Boise State, Ball-Malone followed one of her assistant coaches from her playing days at Pacific, serving on Tarr's staff as an assistant at Washington from 2011-12. Tarr previously served as an assistant coach for Ball-Malone's Pacific from 1999-2004. The connections made during "Coach Bear's" time with Washington continue to prove fruitful for her own team, as Ball-Malone mentored current Knights assistant coach Jenn Salling during her senior season with the Huskies in 2011.

Ball-Malone takes advantage of every opportunity to credit coach Tarr's coaching style in helping jumpstart her own coaching career, pointing to Tarr's attention to detail and her dedication to staying true to the program's identity as pillars for the program's success.

"Growing up as a player, when she was our assistant coach at Pacific, I knew how she saw the game, her passion for the game, and just the small things as they pertain to the game within the game," Ball-Malone said. "As a leader of a program, it really opened my eyes as to how she leaves no page unturned. Every little detail (is considered), and she wants quality at every part, every facet of that program. I really learned a lot in that matter of attention to detail and staying true to our core values."

In her two years on Tarr's staff, the Huskies went a combined 76-35, advancing as far as the NCAA super regionals in both seasons and recording a perfect 6-0 record in NCAA regional play. The team earned 20 ranked wins in that span, highlighted by 10 wins over top 15 foes and a victory over then-No. 1 Florida Feb. 23, 2012, handing the Gators their first loss of the season at the time.

Alongside Tarr, Ball-Malone aided in the development of three NFCA/Louisville Slugger All-Americans, including Salling (2011, second team, Nikia Williams (2011, second team) and Kaitlin Inglesby (2012, second team). Five different players earned spots on the NFCA All-Pacific Region first and second teams between 2011-12 as well, and Salling won Pac-12 Defensive Player of the Year honors as a shortstop in 2011.

A Hall of Fame Playing Career

Ball-Malone's head coaching exploits have been made possible by her exceptional career as a two-way player at the University of the Pacific from 1999-2002.

As a Tiger, Ball-Malone was a two-time All-America pitcher, as well as a two-time Big West Pitcher of the Year selection, with both honors coming in 2001-02. She went 33-9 in 2001 while leading her squad to a school-record 50 wins, and she represents the school's all-time record-holder in appearances (149), starts (116), innings pitched (883.1), wins (91), saves (10), strikeouts (761), strikeouts per 7 IP (6.03), complete games (104) and shutouts (45). She also holds the program's single-season records for shutouts (18, 2001), wins (33, 2001), saves (six, 2002) and strikeouts (291, 2002).

At the plate, Ball-Malone also hit .275 over her four seasons with 19 home runs, 111 runs scored and 76 walks.

Her contributions throughout her playing career landed Ball-Malone among selections for the 13th WCC Hall of Honor Class in 2023, with the induction ceremony taking place in Las Vegas March 4, 2023.

"Over 20 years ago, Coach Brian Kolze gave me the greatest opportunity to be a Tiger, attain a high-level education and handed me the ball with trust to lead our amazing team," Ball-Malone said. "My teammates, you were one of my biggest 'whys' while playing and still are today. I thank you for challenging me, teaching me, making me feel significant, holding me accountable and playing lock-down defense behind me."

COLLEGIATE CAREER

1999-2002	University of the Pacific
2001	NFCA All-American
	West Coast Conference Pitcher of the Year
2002	NFCA All-American
	West Coast Conference Pitcher of the Year
	Verizon First-Team Academic All-American
	Program's Career IP Leader (883.1)
	Program's Career Wins Leader (91)
	Program's Career Saves Leader (10)
	Program's Career Strikeouts Leader (761)
	Program's Career Shutouts Leader (46)
	Program's Career RBI Leader (111)
	Program's Single-Season Wins Leader (33)
	Program's Single-Season Saves Leader (6)
	Program's Single-Season Strikeouts Leader (291)
	Program's Single-Season Shutouts Leader (18)
2023	WCC Hall of Honor Inductee



What they are saying about Coach Bear

“Cindy Ball is one of the best coaches in the country. What she accomplished as a student-athlete, as an assistant coach, and as a head coach at Cosumnes River and at Boise State, all speak for themselves. I’m excited to see her move her career to another level as she helps build on the foundation at UCF.”

- *Heather Tarr*
Washington Head Coach

“Cindy will do a great job at UCF. She is a complete coach who has the knowledge needed in all areas of the game. She is a tireless worker that will bring that ethic to UCF. She built a great program at Boise State and she will continue to elevate the program at UCF. UCF is fortunate to land her.”

- *Brian Kalze*
University of Pacific Head Coach

“I couldn’t be happier for the direction of our program and what administration is doing by bringing in someone like Cindy. They were relentless in their pursuit to bring in the best for for the job and someone who could take our program to new heights and I am proud of that!”

- *Stephanie Best*
UCF Hall of Fame '15

UCF Softball By the Numbers

162

All-Academic Team Selections

117

All-Conference Honors

107

Conference Players of the Week

14

Conference Major Award Winners
(Player, Pitcher, Rookie of the Year)

10

NCAA Regional appearances

6

Conference Championships

3

Coaching Staffs of the Year

1

NFCA All-American

Playing Experience

- Pitched for University of the Pacific (1999-2002)
- Two-time All-American (2001, 2002)
- Big West Pitcher of the Year (2001, 2002)
- Went 33-9 in 2001, leading Pacific to a school-record 50 wins
- Holds pitching records at Pacific in:
 - Appearances (149)
 - Starts (116)
 - Innings pitched (883.1)
 - Wins (91)
 - Saves (10)
 - Strikeouts (761)
 - Strikeouts per seven innings (6.03)
 - Complete games (104)
 - Shutouts (45)
- Hit .275 over four seasons with 19 home runs, 111 runs, and 76 walks drawn
- Played professional softball in Italy for Team Bussolengo in 2002
- Led Bussolengo in home runs and ERA
- Played for Stockton-Sacramento Sunbirds in the National Pro Fastpitch League
- All-Star in Canada Cup in 2008

Career at UCF

Year	Record	Conf. Rec.	Postseason
2019	34-21	11-10, AAC	AAC Quarterfinal
2020	21-5-1	0-0, AAC	Canceled, COVID-19
2021	41-19-1	19-6-1, AAC	NCAA Regionals
2022	49-14	16-2, AAC	NCAA Super Regionals
2023	40-21	15-3, AAC	NCAA Regionals
TOTALS	185-80-2	61-21-1	



Jenn Salling



Assistant Coach - Second Season with the Knights

Jenn Salling, an Olympic medalist and Canadian National Team assistant coach, was named assistant coach for the Knights on July 28, 2022.

Salling was head coach Cindy Ball-Malone's first volunteer assistant coach at UCF, with Ball-Malone beginning her tenure as a Knight on June 27, 2018. Salling came to campus soon after and was on staff from Aug. 2018 - Feb. 2019.

Salling, currently with the Canadian National Team as an assistant coach, made her debut with Team Canada as a player in 2006, when she competed in the first of her five WBSC Women's Softball World Championships ('06, '10, '12, '16 and '18). She represented Canada at the Olympic Games in 2008 and 2020 and four Pan American Games, earning silver medals in 2007, 2011 and 2019 and gold in 2015.

At the 2019 WBSC Americas Olympic Qualifier, Salling hit for a .421 average and led Canada with 11 RBIs as the team booked its ticket to Tokyo 2020. In her second Olympic appearance, Salling led Team Canada with a .571 batting average and hit one homerun as the team won the bronze medal.

Salling began her college playing career in 2007, playing one year for the University of Oregon, batting .481 with 14 home runs. She was one of the top 10 finalists for the USA Softball Collegiate Player of the Year and was the only freshman to be named a finalist. She was also named a First-Team All-American that year. Salling transferred to the University of Washington in 2009 where she won a National Championship

in her first season with the Huskies. During her three seasons with Washington, Salling was named Female Athlete of the Year at the WESPYS in her senior year, a Second-Team Lowes Senior CLASS Award All-American, a First Team NFCA/Louisville Slugger All-America in junior and was twice named to the All-Pacific Region and All-Pac-10 Conference Teams. She also played under Ball-Malone with Washington in 2011, when Ball-Malone served as an assistant coach.

After exhausting her collegiate eligibility, Salling was selected with the No. 3 overall pick in the 2011 NPF Draft. She spent four seasons in the professional ranks playing for the USSSA Pride (2011, 2012, 2013) and the Pennsylvania Rebellion (2014). She helped the Pride win the NPF Championship in 2013.

Salling stepped away from the professional game for a bit and went on to be an assistant coach at Roosevelt University from 2013-14. From there, she became a graduate assistant manager in her return to Washington, going back for two seasons. She began her first stint as a Knight as a volunteer assistant coach from Aug. 2018-Feb. 2019 before returning to professional softball, where she played for the Canadian Wild from 2019-21.

What Bear has said about Jenn

"I'm happy to have Jenn back in the Kingdom and a Knight once again. She brings even more experience as a medal-winning Olympian and coach to the program. Her expertise with offense and defense will help us continue to succeed on the field. Her love, respect and understanding of the game will help us off the field as well."



Becca Mueller



Assistant Coach - First Season with the Knights

The UCF softball team added Becca Mueller to its staff as an assistant coach on July 1, 2023. She works primarily with the offense as the program's newest hitting coach and recruiting coordinator.

Mueller joins the Knights on the heels of three seasons with the California Golden Bears in the same role. With her assistance, Cal compiled an 80-68-2 aggregate record throughout the past three seasons, including a 35-21-1 mark and a berth in the NCAA Norman Regional in 2023. Her Golden Bears offense produced a .294 team average that ranked 54th in the nation this season, and the squad also hit 81 doubles in its 57 games, a mark that ranked second-most in the Pac-12 and 24th in the country, in addition to setting the program's single-season doubles record.

The team's .498 slugging percentage ranked third-best in the Pac-12, as well as 24th nationally, and the Golden Bears' 5.42 runs per game also represented the 38th-best mark in Division I softball.

Prior to joining Cal, she served as an assistant coach at Ball State during the COVID-19-shortened 2020 campaign, overseeing a Cardinals offense that led the MAC and ranked 54th in the country with a .304 team batting average.

Ball State also ranked first in the conference during the abbreviated season in doubles (53), on-base percentage

(.405), runs per game (6.19), slugging percentage (.503) and walks (102). The Cardinals' 53 doubles and 102 walks were good for top-10 ranks nationally, pulling in at third and eighth, respectfully.

Mueller joined Ball State the year after spending the 2019 season as a volunteer assistant coach with Georgia, helping guide the Bulldogs to a 42-19 record and an appearance in the NCAA Minneapolis Regional.

With Georgia, Mueller helped produce a quartet of NFCA All-Southeast Region selections, including one NFCA Third Team All-American. The Bulldog offense as a whole ranked within the top six programs in the SEC in runs per game (6.03, 3rd), slugging percentage (.508, 3rd), home runs per game (1.26, 3rd), batting average (.296, T-5th) and on-base percentage (.390, 6th).

What Bear has said about Becca

"At her previous institution, her hitters set a couple of records, and nationally had done a really good job against some high-level teams. I followed along what she had done over the year with the hitters, and some of the pitchers she had, her hitters knocked out of games, it was really impressive. I'm really impressed with her game preparation and her gameplanning. I believe that our hitters have always been dynamic, but I think that with Becca, they're going to be more aggressive at knocking their way through pitchers and not having as strong of a hole in our swing across the lineup. Being dynamic at being able to hit all pitches when needed and when planned."



Cassidy Brewer



Assistant Coach - First Season with the Knights

Cassidy Brewer returns to UCF in a full-time assistant coaching role after previously spending her entire four-year collegiate playing career as a Knight from 2016-19.

Following the conclusion of her playing career, she most recently served as a volunteer assistant coach with the Florida Gators in 2023 on the heels of two years as the program's coordinator of video and data analysis.

In her three seasons in Gainesville, the Apopka, Florida, native helped lead the Gators to a collective 132-52 record, including three NCAA Regional appearances, two Super Regional appearances and one Women's College World Series berth in 2022.

As a four-year catcher with the Knights during her playing career prior to joining Florida's coaching staff, Brewer was well-decorated for her contributions. She compiled an aggregate .316/.437/.479 (180-for-570) line in 216 games spanning four seasons, accompanied by a .916 OPS, 41 doubles, 16 home runs, 106 RBI and 77 runs scored.

She also represented a steady and reliable presence behind the plate, committing only 20 errors in 971 total chances, good for a .979 career fielding percentage, while throwing out 33 of 71 (46.5 percent) of attempted base-stealers. Brewer added 179 assists in her four-year tenure as well, including a season-high 87 during her freshman 2016 slate.

She was recognized by the American Athletic Conference in each of her four years donning the Black and Gold, as she was honored with three First Team All-Conference selections from 2016-18 and a Second Team All-Conference selection in 2019, her final season. She too was named to The American's All-Rookie team in 2016, while also taking home the AAC's Rookie of the Year honors.

Brewer was twice recognized with NFCA All-Region selections as well, being added to the NFCA's First Team All-Region in 2018 and the NFCA's Second Team All-Region in 2019.

Her .341 batting average in 2019 paced the team, and she led the Knights in on-base percentage and slugging percentage in each of her final three seasons from 2017-19.

Brewer's name remains scattered throughout the Knights' all-time record lists as well, as she still holds third (.491, 2018), sixth (.452, 2019) and ninth place (.438, 2017) on UCF's all-time single-season on-base percentage list.

Her 16 doubles in 2019 were good for a share of first in a single season in program history until freshman Aubrey Evans broke the record with 18 in 2023, and her 37 walks in 2018 are still good for the third-most in a single season in program history. Her 17 attempted base-stealers thrown out in 2018 remain the most in a single season in program history as well.

Brewer also ranks second on the UCF all-time career on-base percentage list (.437) and walks list (121), fifth in career doubles (41), sixth in career slugging percentage (.479), and shares eighth place on the career average list (.316).



Adam DeRusha



Director of Operations - Third Season with the Knights

The UCF softball team added Adam DeRusha to its staff as the director of operations on Aug. 9, 2021.

DeRusha has bounced around the country, making stops in Kentucky, Oregon and Louisiana. He graduated from Florida with a Bachelor of Science in business administration in August 2015. While he was there, DeRusha was the head student manager at University of Florida Health.

From Florida, DeRusha went to LSU where he earned his master's degree in Kinesiology and was a graduate assistant for the LSU softball team. After receiving his degree in July 2017, DeRusha was an assistant coach at Oregon State for a season. The Beavers were the 2018 NCAA Tuscaloosa Regional Runner-Up in his lone season with the team. He was the primary infield and team defense instructor and was responsible for all aspects of in-game defensive play.

After his one-year stint with Oregon State, DeRusha returned to Florida where he was an assistant manager from Sep. 2018 to July 2020. The team was a 2019 Women's College World Series participant and was crowned SEC Tournament Champions that season.

DeRusha's final stop before arriving in Orlando was at Ramsey Middle School in Louisville, Kentucky where he was a healthcare science teacher.

DeRusha originally hails from the Central Florida area.

What Bear has said about Adam

"Adam was referred to me by a close friend in the softball world. Tim Walton had nothing but great things to say about him and said he was an absolute rockstar. He has experience in all areas; he's been an assistant coach, a grad assistant and an equipment manager. He'll be able to run our operations here through the eyes of all those different roles. It's awesome to have someone on the staff that's already been a part of the Hometown Team,"





THE SQUAD

2024 UCF SOFTBALL



BIG 12 CONFERENCE

2024 Knights



#1 Jasmine Williams

5th Year | SS
R/R | 5'6"
Mission Viejo, Calif.
Capistrano Valley HS | Oregon

2023 Season Highs			
At-Bats: 4, 17x, last vs. South Carolina (5/19)	Home Runs: 1, 6x, last vs. Tulsa (5/13)		
Runs: 3, vs. Kennesaw State (3/11)	RBI: 3, vs. Memphis (5/11)		
Hits: 3, 4x, last vs. Tulsa (5/13)	Walks: 1, 6x, last at Tulsa (4/16)		
Doubles: 1, 9x, last vs. Tulsa (5/13)	Stolen Bases: 1, 6x, last at Tulsa (4/14)		
Triples: --			

Career Highs			
At-Bats: 4, 36x, last vs. South Carolina (5/19/23)	Home Runs: 1, 13x, last vs. Tulsa (5/13/23)		
Runs: 3, vs. Kennesaw State (3/11/23)	RBI: 3, 3x, last vs. Memphis (5/11/23)		
Hits: 4, at UCLA (4/13/19)	Walks: 2, vs. Pittsburgh (4/6/19)		
Doubles: 2, 2x, last at UCLA (4/13/19)	Stolen Bases: 2, 2x, last vs. Seattle (3/7/20)		
Triples: 1, 2x, last at Utah (3/19/22)			

REDSHIRT-SENIOR | 2023

AAC ALL-CONFERENCE SECOND TEAM SELECTION; AAC ALL-TOURNAMENT TEAM SELECTION

Joined RF Chloe Evans as the only two Knights to start each of UCF's 61 games, all at shortstop ... AAC All-Conference Second Team selection ... AAC All-Tournament Team Selection after going 4-for-7 with two home runs, one double, five RBI and three runs scored during the conference tournament against Memphis, South Florida and Tulsa ... Both her home runs in the conference tournament were two-run shots, the first being a go-ahead two-run homer in the sixth inning of the tournament quarterfinal against Memphis May 11. Also hit a two-run home run in the fifth inning of the tournament championship game against Tulsa May 13 ... Her 55 hits ranked second-most on the team ... Helped turn 18 double plays, second only to teammate 1B Shannon Doherty (22) in the AAC through play May 18 ... Led the AAC through play May 18 in assists (125) ... Recorded a season-long seven-game hit streak twice (April 5-22, April 28-May 11) ... Recorded a career-high-tying three hits four times (March 11, March 14 G2, April 5, May 13) ... Hit a game-tying solo home run in the sixth inning against No. 2 UCLA March 3 during the 2023 Judi Garman Classic in Fullerton, California ... Hit her first home run of the season in the Knights' second game Feb. 10 against UMass ... Hit leadoff home runs in both games of the Knights' home doubleheader against Toledo and Kennesaw State March 11.

REDSHIRT-JUNIOR | 2022 (AT OREGON)

Hit .233 in 40 games (32 starts) ... At the UCLA Tournament (Feb. 10-12): went 4-for-11 with two doubles and six RBI; also scored four runs ... At Utah/BYU (March 18-21): hit 5-12 with five RBI ... Went 2-for-2 and scored twice in the NCAA Regional (May 20) against Wichita State.

JUNIOR | 2021 (AT OREGON)

Redshirt season.

SOPHOMORE | 2020 (AT OREGON)

Finished tied for fourth on the team with 16 RBI while hitting a home run and three doubles ... Hit .231 while scoring nine runs and going 5-for-6 in stolen bases ... Started 23 games at shortstop and appeared in all 24 contests ... Recorded four multi-RBI and four multi-hit games ... One of two Oregon players to drive in at least four runs in a game this year ... Hit .333 with a team-high seven RBIs over the last five games, in addition to a homer and a double ... Committed just two errors in 52 chances at shortstop, with both coming in the same game ... at Houston (Feb. 14): Turned in first multi-hit game of the season, finishing 2-for-3 ... vs. Dayton (Feb. 15): Delivered a two-run single as a part of an 11-run fourth inning ... vs. Dayton (Feb. 16): Went 2-for-3 with a double, RBI and a run scored ... vs. Idaho State (Feb. 21): Finished a perfect 3-for-3 with three RBIs, a double and a walk, her first three-hit game of the year ... vs. Portland State (March 8): Broke things open in the second inning with her first career grand slam, giving her a career-high four RBIs on the day ... at Saint Mary's (March 11): Went 2-for-4 with an RBI, putting the Ducks on the board with a two-out run-scoring single in the second inning.

FRESHMAN | 2019 (AT OREGON)

FIRST TEAM ALL-PAC-12; PAC-12 ALL-FRESHMAN; PAC-12 ALL-DEFENSIVE

Enjoyed a fantastic freshman season, batting .326 with a team-high 15 doubles, four home runs, a triple and 22 RBIs ... Led the team in doubles, extra-base hits (20) and slugging percentage (.545) ... 15 doubles rank seventh in UO single-season history, just three shy of the program record ... Recorded 11 multi-hit games and five games with multiple RBIs ... Played all 45 games she started at shortstop, making multiple highlight-reel plays and committing just seven errors to earn a spot on the Pac-12 all-defensive team ... Went 7-for-8 with two doubles, a home run and five RBIs in first three career games ... vs. Seattle (Feb. 10): Burst onto the scene in her collegiate debut against Seattle on Feb. 10, going 3-for-3 with a home run, three RBIs and two runs scored ... vs. Washington (March 23): Hit a dramatic home run in the seventh inning against the No. 7 Huskies to send the game to extra innings ... at Pacific (March 27): Finished a home run shy of the cycle, going 3-for-3 with a double, triple and two RBIs ... at Stanford (March 29): Went deep with a solo shot in the fifth inning to give Oregon a 5-3 lead ... at UCLA (April 12): Started Oregon's comeback in a 4-3 win against the No. 1 Bruins with an RBI double in the sixth inning ... at UCLA (April 13): Went a perfect 4-for-4 with two doubles and two RBIs the next day against the top-ranked Bruins and national player of the year Rachel Garcia ... vs. California (April 19): Ripped a solo shot to straight away center field to add an insurance run in a 4-0 win.

HIGH SCHOOL

Oregon's highest ranked recruit for the class of 2018 at No. 10 on FloSoftball's hot 100 rankings ... A participant in the 2018 PGF High School All-American game and a PGF Western Region all-American ... A second-team all-state honoree as a senior ... Competed in the 2018 Orange County Softball Coaches All-Star Classic ... An all-county first-team selection as a sophomore (2016) after leading her team with a .522 batting average, 25 extra-base hits, 20 RBIs and 30 runs scored.

WILLIAMS' CAREER STATS

YEAR	AVG.	GP	GS	AB	R	H	2B	3B	HR	RBI	OBP	SLG	OPS	BB	HBP	SO	GDP	SF	SH	SB	SBA	PO	A	E	FLD%
2019 *	.326	45	45	132	19	43	15	1	4	22	.379	.545	.924	9	3	28	1	1	1	4	6	85	54	7	.952
2020 *	.231	24	23	65	9	15	3	0	1	16	.282	.323	.605	5	0	9	0	1	2	5	6	27	25	2	.963
2022 *	.233	40	32	90	18	21	4	1	2	16	.273	.367	.640	6	0	6	0	3	1	5	7	48	20	3	.958
2023	.302	61	61	182	33	55	9	0	6	28	.325	.451	.776	6	2	20	0	4	3	6	9	73	132	9	.958
TOTALS	.286	170	161	469	79	134	31	2	13	82	.324	.443	.767	26	5	63	1	9	7	20	28	233	231	21	.957

* - Played at Oregon

2024 Knights



#3 Aubrey Evans

Sophomore | INF
R/R | 5'5"
Apopka, Fla.
Apopka HS

2023 Season Highs

At-Bats: 4, 7x, last at Florida State (5/20)	Home Runs: 1, 2x, last at Memphis (5/7)
Runs: 2, 5x, last at Tulsa (4/16)	RBI: 5, vs. Kennesaw State (3/11)
Hits: 3, 2x, last vs. Tulsa (5/13)	Walks: 2, 8x, last vs. South Carolina (5/19)
Doubles: 3, vs. Kennesaw State (3/11)	Stolen Bases: 1, 2x, last vs. Gardner-Webb (GI) (2/23)
Triples: 1, vs. Louisville (2/26)	

Career Highs

At-Bats: 4, 7x, last at Florida State (5/20/23)	Home Runs: 1, 2x, last at Memphis (5/7/23)
Runs: 2, 5x, last at Tulsa (4/16/23)	RBI: 5, vs. Kennesaw State (3/11/23)
Hits: 3, 2x, last vs. Tulsa (5/13/23)	Walks: 2, 8x, last vs. South Carolina (5/19/23)
Doubles: 3, vs. Kennesaw State (3/11/23)	Stolen Bases: 1, 2x, last vs. Gardner-Webb (GI) (2/23/23)
Triples: 1, vs. Louisville (2/26/23)	

FRESHMAN | 2023
NFCA ALL-REGION THIRD TEAM SELECTION; AAC ALL-CONFERENCE SECOND TEAM SELECTION; AAC ALL-ROOKIE TEAM SELECTION; AAC ALL-TOURNAMENT TEAM SELECTION

Appeared in 58 of the Knights' 61 games, along with 54 starts, seeing time at designated player, second base, third base and catcher ... NFCA All-Region Third Team Selection ... AAC All-Conference Second Team Selection ... AAC All-Rookie Team Selection ... Broke the UCF single-season doubles record with her 17th double of the season against No. 20 South Carolina May 19 during the 2023 NCAA Tallahassee Regional. Finished the season with a program record 18 doubles ... Her 18 doubles ranked 1st in the AAC and 13th in the nation, leading the AAC with 0.31 doubles per game ... AAC All-Tournament Team Selection after going 5-for-8 with 4 RBI and one double during the conference tournament against Memphis, South Florida and Tulsa ... Her .439 on-base percentage ranked T-8th-highest in a single season in program history ... Her .338 average and .439 on-base percentage both ranked second-highest on the team, and she ranked third with 30 RBI ... Recorded a season-long 23-game on-base streak from March 26-May 19, during which she hit a team-best .414 (24-for-58) with seven doubles, one home run, 16 RBI, 34 total bases, 14 walks and three sacrifice flies ... Hit her first collegiate home run at No. 2 Oklahoma State March 19 during the OSU Mizuno Classic, a solo homer in the top of the third inning off Kelly Maxwell ... Hit her second home run in the first inning of the Knights' May 7 game at Memphis, a two-run shot ... Was named AAC Player of the Week March 13 after hitting .412 (7-for-17) during the week, including a three-double, five-RBI game against Kennesaw State March 11 ... Tied the single-game program record of three doubles set by Abby McClain against Illinois Chicago Feb. 20, 2009 ... Recorded back-to-back three-hit games multi-hit games three times, including going 5-for-6 with two RBI, two doubles and two walks against Tulsa, No. 20 South Carolina May 13-19 ... Hit her first collegiate triple against Louisville Feb. 26.

HIGH SCHOOL

Hit .531 slugging eight homers and knocking in 39 in just 24 games in her junior year ... Batted .480 in her senior season, slugging .933 with an on-base percentage of .562, resulting in a 1.495 OPS ... Her senior campaign included a perfect fielding percentage, six homers, 35 RBI and 36 total hits ... Was named First Team All-Metro, Apopka High Defensive Player of the Year, FACA All-Star Player, all while being an SGA senator in her senior year ... Earned First Team All-Metro Conference honors and was named as the Apopka High School MVP in her junior year ... Before softball, Evans played baseball for nine years, pitching and also playing infield. Her freshman season, a year in which she was named First Team, All-State, was the first time she had stepped on a softball diamond ... Earned a 4.6 weighted GPA, is the secretary of the Student Government Association and an FCA member ... Played for the Georgia Impact club softball squad.


EVANS' CAREER STATS

YEAR	AVG.	GP	GS	AB	R	H	2B	3B	HR	RBI	OBP	SLG	OPS	BB	HBP	SO	GDP	SF	SH	SB	SBA	PO	A	E	FLD%
2023	.338	58	54	142	27	48	18	1	2	30	.439	.521	.960	26	2	11	0	3	4	2	2	47	83	8	.942
TOTALS	.338	58	54	142	27	48	18	1	2	30	.439	.521	.960	26	2	11	0	3	4	2	2	47	83	8	.942

2024 Knights



#4 Katelyn Cochran

Sophomore | Right-Handed Pitcher
R/R | 5'8"
North Augusta, S.C.
North Augusta HS

Season Highs	
Innings Pitched: 1.1, 3x, last vs. Louisville (2/26)	Fewest Hits (Min. 5 IP): --
Strikeouts: 1, 2x, last at Oklahoma State (3/19)	Most Hits: 8, vs. Louisville (2/26)
Fewest Runs (Min. 5 IP): --	Fewest Walks (Min. 5 IP): --
Most Runs: 6, vs. Louisville (2/26)	Most Walks: 2, vs. Duke (2/18)

Career Highs	
Innings Pitched: 1.1, 3x, last vs. Louisville (2/26/23)	Fewest Hits (Min. 5 IP): --
Strikeouts: 1, 2x, last at Oklahoma St. (3/19/23)	Most Hits: 8, vs. Louisville (2/26/23)
Fewest Runs (Min. 5 IP): --	Fewest Walks (Min. 5 IP): --
Most Runs: 6, vs. Louisville (2/26/23)	Most Walks: 2, vs. Duke (2/18)

FRESHMAN | 2023

Appeared in five games, including one start against then-No. 16 Duke Feb. 18 during the 2023 Clearwater Invitational ... Recorded her first collegiate strikeout against Louisville Feb. 26 ... Threw one scoreless inning in relief against No. 2 Oklahoma State March 19 during the 2023 OSU Mizuno Classic, including her second strikeout of the season.

HIGH SCHOOL

Cochran was ranked as the 40th overall prospect on Extra Innings Elite 100 and the 18th ranked pitcher on signing day ... Was decorated with multiple honors her senior year, named South Carolina's 4A Player of the Year, Region 7 Player of the Year, All-State Team and North-South Team ... Was also named Max Prep's Most Valuable Player in South Carolina and First Team All-American ... Dialed up six no hitters and 15 shutouts in her senior campaign, collecting 25 wins and striking out 344 batters along the way. She posted a 0.74 ERA and set eight school records, four season and four career ... Had 900 career strikeouts at the end of her high school career ... Finished her high school career with a nod to the North Augusta Hall of Fame and was named a Sertoma Athlete of Distinction ... Led the state of South Carolina in strikeouts in her junior year with 254, breaking the North Augusta High School single season strikeouts record, all while posting an ERA of 0.70. It was the second year of her career that she led the state in punch outs, as she did the same during her freshman season, fanning 194 batters and posting a 0.94 ERA ... Won multiple honors through her first few seasons of high school softball, being named to an All-State and All-Region team, was team MVP twice, a two-time Aiken Standard Softball Player of the Year, South Carolina Region 4 Player of the year and Athlete of Distinction of North Augusta Hall-of-Fame ... Was a member of National Honors Society and Beta Club ... Played high school volleyball for three seasons ... Played for the Georgia Impact club softball team.

COCHRAN'S CAREER STATS

YEAR	ERA	W	L	App	GS	CG	SHO	CBO	SV	IP	H	R	ER	BB	SO	2B	3B	HR	BF	OPP AVG.	WP	HBP	SHA	SFA
2023	14.00	0	0	5	1	0	0	0	0	5.0	15	10	10	4	2	6	0	1	34	.536	0	1	1	0
TOTALS	14.00	0	0	5	1	0	0	0	0	5.0	15	10	10	4	2	6	0	1	34	.536	0	1	1	0

2024 Knights



#6 Angelina DeVoe

Senior | LHP
L/L | 5'0"
Carson, Calif.
Phineas Banning HS

2023 Season Highs

Innings Pitched: 5.0, vs. Duke (2/18)	Fewest Hits (Min. 5 IP): 1, vs. Duke (2/18)
Strikeouts: 4, 2x, last vs. Louisville (2/24)	Most Hits: 3, 3x, last vs. Kennesaw State (3/11)
Fewest Runs (Min. 5 IP): 1, vs. Duke (2/18)	Fewest Walks (Min. 5 IP): 0, vs. Duke (2/18)
Most Runs: 3, 2x, last vs. Louisville (2/26)	Most Walks: 2, 6x, last at Tulsa (4/15)

Career Highs

Innings Pitched: 5.0, vs. Duke (2/18/23)	Fewest Hits (Min. 5 IP): 1, vs. Duke (2/18)
Strikeouts: 4, 2x, last vs. Louisville (2/24/23)	Most Hits: 4, 3x, last vs. FGCU (3/5/22)
Fewest Runs (Min. 5 IP): 1, vs. Duke (2/18/23)	Fewest Walks (Min. 5 IP): 0, vs. Duke (2/18/23)
Most Runs: 3, 4x, last vs. Louisville (2/26/23)	Most Walks: 2, 7x, last at Tulsa (4/15/23)

JUNIOR | 2023

Appeared 30 games, including 29 relief appearances and one start against Louisville Feb. 26 ... Set career-bests in appearances, innings pitched (39.0), strikeouts (30) and wins (3) ... Limited her opposition to a .234 batting average-against ... Threw a career-high five innings in the Knights' Feb. 18 matchup against then-No. 16 Duke, allowing only one unearned run on one hit while striking out three ... Allowed just 12 of her 39 (30.1 percent) inherited runners to score ... Allowed two or fewer runs in 28 of her 30 appearances ... Posted a 2.33 ERA in her final seven appearances of the season (April 5–May 20), allowing just two runs on four hits in six innings while striking out two and limiting her opposition to a .190 batting average-against.

SOPHOMORE | 2022

Appeared in 12 games in the circle, all in relief ... Posted a 2.39 ERA over 14.2 innings of work ... Went 2-0, earning her first career win against No. 11 Texas with a career high 3.2 innings of work on 2/19 at the St. Pete/Clearwater Invitational ... Earned her second career win against FGCU, tossing 2.2 innings and earning her first career strikeout in the process ... Held opponents to a .250 batting average with three total strikeouts on the season ... Tossed 1.2 innings of work against No. 1 Oklahoma (5/27) in the NCAA Super Regionals, finishing with just one hit and no runs allowed with one strikeout ... Got out of the bottom of the third allowing two runs, not on her line, before working a three-up, three-down fourth inning, including a strikeout as well as a groundout of Joceyln Alo ... DeVoe's scoreless frame in the bottom of the fourth against the Sooners was the only one of the game.

FRESHMAN | 2021

Appeared in seven games, starting one in the circle ... Posted a 5.48 season ERA in 7.2 innings ... Allowed 13 hits and two walks ... Was 0-1 ... Held batters to a .382 batting average.

HIGH SCHOOL

Born April 22, 2002 to parents Derek and Christine DeVoe ... Attended Phineas Banning High School ... Named First Team All-League, League Pitcher of the Year, First Team All-City Section, First Team All-Area and Team Pitcher of the Year every season she has played ... Named Team MVP in freshman and junior seasons ... Intends to major in Criminal Justice.


DeVOE'S CAREER STATS

YEAR	ERA	W	L	App	GS	CG	SHO	CBO	SV	IP	H	R	ER	BB	SO	2B	3B	HR	BF	OPP AVG	WP	HBP	SHA	SFA
2021	5.48	0	1	7	1	0	0	0	0	7.2	13	7	6	2	0	1	0	1	37	.382	0	0	1	0
2022	2.39	2	0	12	0	0	0	0	0	14.2	13	10	5	5	3	3	0	1	63	.250	1	1	1	4
2023	4.31	3	5	30	1	0	0	0	0	39.0	34	29	24	23	30	6	0	4	181	.254	6	8	4	1
TOTALS	3.99	5	6	49	2	0	0	0	0	61.1	60	46	35	30	33	10	0	6	281	.260	7	9	6	5

2024 Knights



#7 Jahneisha Rowe

5th Year | OF
L/R | 5'5"
Avon Park, Fla.
Sebring HS

2023 Season Highs	
At-Bats: 4, 5x, last vs. South Carolina (5/19)	Home Runs: --
Runs: 2, 3x, last vs. Houston (4/28)	RBI: 1, 5x, last at Memphis (5/5)
Hits: 2, 7x, last at Florida State (5/20)	Walks: 1, 6x, last at Memphis (5/7)
Doubles: 1, 2x, last at Memphis (5/5)	Stolen Bases: 1, 11x, last vs. Tulsa (5/13)
Triples: --	

Career Highs	
At-Bats: 5, 3x, last vs. Stetson (5/7/21)	Home Runs: 1, vs. Quinnipiac (3/7/20)
Runs: 3, 5x, last vs. Furman (3/19/22 G2)	RBI: 4, vs. Quinnipiac (3/7/20)
Hits: 3, 8x, last at South Florida (3/26/22)	Walks: 3, 2x, last vs. Florida (2/27/22)
Doubles: 1, 9x, last at Memphis (5/5/23)	Stolen Bases: 3, at UNF (4/2/21)
Triples: 1, 4x, last vs. FGCU (3/4/22)	

JUNIOR | 2023

Made 61 appearances, including 51 starts, all in center field. Represented one of three Knights to appear in all of UCF's 61 games ... Appeared in at least 61 games for the second consecutive season ... Hit .302 (42-for-139), marking her second season in her last three with an average above .300 ... Stole double-digit bases for the fourth consecutive season, finishing with 11 stolen bases (in 12 tries) that ranked second-most on the team ... Stole double-digit bases while being caught stealing only one time for the second time in her career (also 2020-21 with FGCU, when she stole 31 bases in 32 attempts) ... Recorded 44 total bases, marking her fourth straight season to collect at least 44 ... Began the season with a four-game hit streak against No. 10 Georgia, UMass, Boise State and Ohio State Feb. 9-11 ... Hit her first double of the season Feb. 22 at Stetson ... Recorded a season-high seven-game hit streak from March 11-17 against Toledo, Kennesaw State, North Dakota, Rutgers and No. 22 Arizona State, a span during which she hit .429 (9-for-21) with two multi-hit games, six runs scored and two stolen bases ... Scored two runs in consecutive games against Kennesaw State and Rutgers March 12-14 ... Went 2-for-4 with one stolen base in her return to FGCU April 5 ... Stole three bases in four games spanning April 2-14 against East Carolina, FGCU and Tulsa ... Hit safely in six straight games from April 22-May 5 against South Florida, Houston and Memphis ... Went 3-for-7 with two stolen bases, one multi-hit game and two runs scored during the AAC Tournament May 11-13 against Memphis, South Florida and Tulsa ... Went 2-for-3 with one run scored during the Knights' NCAA Regional matchup against No. 3 Florida State May 20.

SOPHOMORE | 2022

Played in 62 of UCF's 63 games, starting in 61, all of them in center field ... Hit for a .297 batting average in her first year as a Knight while earning a .719 OPS ... Recorded career highs with 52 hits, 16 RBI, and four doubles ... Tallied at least one triple for the third straight season ... Recorded a career high 23 walks, shattering her previous best of five in each of her first two seasons ... Was hit by three pitches ... Was 23-for-27 on stolen bases, leading UCF in bags stolen and in steal attempts ... Her 23 stolen bags ranked 63rd nationally and third in the conference ... Stole a base in four consecutive games from 3/6-3/11 (vs. FGCU, at Pacific, at Fresno State, vs. Boston) ... Had a pair of games with two stolen bases (vs. Furman, 3/19; at South Florida, 3/26) ... Had a season-high hitting and on-base streak from 3/13-3/20. Scored a run in seven consecutive games from 3/5-3/12 ... Scored three runs in a game twice, doing it back-to-back against Furman (3/19-3/20), the fourth and fifth times she's matched her career high ... Had two games with three hits (vs. Furman, 3/19; at South Florida, 3/26). It was the seventh and eighth occurrences of her tying a career high.

FRESHMAN | 2021, at FGCU

ASUN ALL-CONFERENCE FIRST TEAM SELECTION; ASUN ALL-FRESHMAN TEAM SELECTION

Named to the ASUN All-Conference First Team as well as the All-Freshman Team ... Appeared in 45 games, starting in 43 of them ... Led the Eagles with a .336 batting average ... Recorded 49 hits, producing one triple and 6 RBI ... Had 17 multi-hit games ... Held a 17-game hitting streak from Feb. 27 to Mar. 27, had a five-game stolen base streak during that time as well ... Led the Eagles in stolen bases, swiping 31 bases in 32 attempts ... Led FGCU in runs scored, crossing the plate 36 times.

FRESHMAN | 2020, at FGCU*

Appeared in all 27 games for the Eagles making 25 starts in the outfield, 19 in right field, four in left field and in center field ... Led the Eagles with a .481 batting average which was ranked 19th in the country and the only ASUN player in the top 20 ... Her batting average was the second-highest in a single season for FGCU ... Recorded 39 hits, producing three doubles, two triples and one home run ... Had 13 multi-hit games, five games of three or more hits ... Held a 12-game hitting streak, ending the season on a seven-game streak ... Led the Eagles with 18 stolen bases (18-for-20) and runs scored (25) ... Produced her first collegiate hit against Georgetown at home (2/8). Her first home run came against Quinnipiac (3/7).

*season shortened due to COVID-19 pandemic

ROWE'S CAREER STATS

YEAR	AVG.	GP	GS	AB	R	H	2B	3B	HR	RBI	OBP	SLG	OPS	BB	HBP	SO	GDP	SF	SH	SB	SBA	PO	A	E	FLD%
2020 ^	.481	27	25	81	25	39	3	2	1	14	.517	.605	1.122	5	1	6	0	0	1	18	20	21	5	1	.963
2021 ^	.336	45	43	146	36	49	0	1	0	6	.374	.349	.723	5	4	23	0	0	1	31	32	69	6	1	.987
2022	.297	62	61	175	35	52	4	1	0	16	.388	.331	.719	23	3	38	0	0	3	23	27	68	6	3	.961
2023	.302	61	51	139	23	42	2	0	0	5	.331	.317	.648	6	0	25	0	0	2	11	12	57	5	1	.984
TOTALS	.336	195	180	541	119	182	9	4	1	41	.389	.373	.762	39	8	92	0	0	7	83	91	215	22	6	.975

* - Played at FGCU

2024 Knights



#11 Macy Miles

Sophomore | UTL
R/R | 5'7"
Naples, Fla.
Naples HS

Season Highs (Pitching)	
Innings Pitched: 2.0, vs. Boise State (2/10)	Fewest Hits (Min. 5 IP): --
Strikeouts: 2, at Oklahoma State (3/19)	Most Hits: 3, vs. LMU (3/3)
Fewest Runs (Min. 5 IP): --	Fewest Walks (Min. 5 IP): --
Most Runs: 3, vs. LMU (3/3)	Most Walks: 1, 4x, last vs. LMU (3/3)

Career Highs (Pitching)	
Innings Pitched: 2.0, vs. Boise State (2/10/23)	Fewest Hits (Min. 5 IP): --
Strikeouts: 2, at Oklahoma State (3/19/23)	Most Hits: 3, vs. LMU (3/3/23)
Fewest Runs (Min. 5 IP): --	Fewest Walks (Min. 5 IP): --
Most Runs: 3, vs. LMU (3/3)	Most Walks: 1, 4x, last vs. LMU (3/3/23)

FRESHMAN | 2023

Recorded five pinch-hit at-bats while also making eight relief appearances in the circle ... Totaled 7 innings pitched, allowing 9 runs (10 ER) on 13 hits with 4 walks and 6 strikeouts ... Stranded six of her nine inherited runners ... Collected her first collegiate strikeout in her first appearance against Boise State Feb. 10 ... Recorded consecutive scoreless pitching appearances Feb. 21-25 against Louisiana and Purdue (1.2 IP) ... Collected 1 strikeout (or more) in consecutive appearances twice (Feb. 17-21 against Texas A&M and Louisiana, March 3-19 against LMU and No. 2 Oklahoma State).

HIGH SCHOOL

Tossed 132 innings in her senior season, striking out 159 batters while compiling a 0.84 ERA ... Hit .392 with a .489 on-base percentage in her senior year ... Was named First Team All-District and All-Region and was a Southwest Florida Player of the Year finalist as she helped her team to the 2022 state semifinals ... Earned multiple awards through her first three seasons of high school softball, including a First Team All-Conference nod in her junior season and a Second Team All-State honor at the conclusion of her freshman season ... One of the top 225 recruits in her class according to Extra Innings Softball, checking in as the 72nd ranked pitcher and 218th overall prospect ... Helped hoist a title in 2019, earning the Kansas 6A state championship ... Played club softball with Aces Fastpitch, coached by Ryan Taylor ... Daughter of Les and Kathy Miles, both who have spent time coaching collegiate athletics.



MILES' CAREER STATS (PITCHING)

YEAR	ERA	W	L	App	GS	CG	SHO	CBO	SV	IP	H	R	ER	BB	SO	2B	3B	HR	BF	OPP AVG.	WP	HBP	SHA	SFA
2023	9.00	0	0	8	0	0	0	0	0	7.0	13	10	9	4	6	2	0	2	38	.419	2	1	1	1
TOTALS	9.00	0	0	8	0	0	0	0	0	7.0	13	10	9	4	6	2	0	2	38	.419	2	1	1	1

MILES' CAREER STATS (HITTING)

YEAR	AVG.	GP	GS	AB	R	H	2B	3B	HR	RBI	OBP	SLG	OPS	BB	HBP	SO	GDP	SF	SH	SB	SBA	PO	A	E	FLD%
2023	.000	13	0	5	0	0	0	0	0	0	.000	.000	.000	0	0	2	1	0	0	0	0	0	2	0	1.000
TOTALS	.000	13	0	5	0	0	0	0	0	0	.000	.000	.000	0	0	2	1	0	0	0	0	0	2	0	1.000

2024 Knights



#12 Chloé EVANS

Senior | OF
L/R | 5'9"
Seymour, Wis.
Seymour Community HS | Minnesota

2023 Season Highs	
At-Bats: 4, 16x, last at Florida State (5/20)	Home Runs: 1, 6x, last vs. South Florida (5/12)
Runs: 4, at Tulsa (4/16)	RBI: 4, 2x, last at Tulsa (4/14)
Hits: 3, 6x, last at Florida State (5/20)	Walks: 2, vs. Arizona State (3/17)
Doubles: 1, 16x, last at Florida State (5/20)	Stolen Bases: 1, 5x, last Memphis (5/7)
Triples: 2, vs. FIU (4/11)	

Career Highs	
At-Bats: 4, 29x, last at Florida State (5/20/23)	Home Runs: 1, 20, last vs. South Florida (5/12/23)
Runs: 4, at Tulsa (4/16/23)	RBI: 4, 6x, last at Tulsa (4/14/23)
Hits: 3, 7x, last at Florida State (5/20/23)	Walks: 2, 5x, last vs. Arizona State (3/17/23)
Doubles: 2, vs. Nicholls State (3/11/22)	Stolen Bases: 2, vs. Rutgers (3/11/21)
Triples: 2, vs. FIU (4/11/23)	

JUNIOR | 2023

AAC ALL-CONFERENCE SECOND TEAM SELECTION; AAC ALL-TOURNAMENT TEAM SELECTION

AAC All-Conference Second Team Selection ... AAC All-Tournament Team selection after she went 2-for-9 with a 2-run home run during the conference tournament ... Her 2-run home run against South Florida in the AAC Tournament semifinals May 12 represented the Knights' lone 2 runs in UCF's 2-0 win ... Joined Jasmine Williams as one of two Knights to start each of UCF's 61 games, all in right field ... Recorded career-bests in a handful of statistical categories, including average (.355), slugging pct. (.624), at-bats (186), runs scored (38), total hits (66), doubles (16), triples (8), total bases (116) and RBI (49) ... Her 8 triples ranked tied for the most in a single season in UCF program history (Tiffany Lane, 2009), as well as the most in the AAC and 13th in the nation. Also recorded her first collegiate season with more than one triple ... Her .355 average ranked eighth-highest in a single season in program history ... Her .624 slugging pct. ranked sixth-highest in a single season in program history, as well as fifth-highest in the AAC ... Her 49 RBI ranked sixth-most in a single season in program history ... Drove in at least 46 RBI for the second consecutive season ... Her 16 doubles ranked tied for second-most in a single season in program history, tied for second-most in the AAC and tied for 32nd in the nation ... Her 116 total bases ranked fifth-most in a single season in program history, third-most in the AAC and 45th in the nation ... Her 66 hits ranked third-most in the AAC ... Recorded at least 96 total bases for the second consecutive season ... Recorded a program-record 17-game hit streak from April 2-May 12, during which she hit a team-best .429/.476/.750 (24-for-56) with 6 doubles, 3 triples and 2 home runs, 19 RBI, 42 total bases and 4 stolen bases ... Tallied two walk-off hits, including a 2-run home run in her third game of the season against Boise State (Feb. 10) and an RBI single in the eighth inning against South Florida (April 21) ... Drove in 9 RBI in four games against Boise State, Ohio State, Missouri and No. 25 Michigan Feb. 10-17, including two 3-RBI games and one 2-RBI game ... Homered in consecutive games against Missouri and No. 25 Michigan Feb. 14-17, also marking three home runs in the span of four games following her walk-off 2-run home run against Boise State Feb. 10 ... Recorded a career-high-tying 4 RBI twice (vs. Toledo March 11, at Tulsa April 14) ... Drove in at least 1 RBI in a season-high seven consecutive games April 2-21, totaling 12 RBI in that span, including three multi-RBI games ... Hit safely in each of the Knights' three NCAA Regional contests May 19-20, going 6-for-11 with 4 RBI, one double and one triple against No. 20 South Carolina and No. 3 Florida State ... Went 2-for-4 with 3 RBI against No. 20 South Carolina May 19, including an RBI single in the third inning and a 2-run triple in the sixth inning ... Drove in the Knights' lone run against No. 3 Florida State May 20, tallying an RBI single in the third inning.

SOPHOMORE | 2022, at MINNESOTA

NFCA GREAT LAKES ALL-REGION THIRD TEAM SELECTION; ALL-BIG SECOND TEAM SELECTION; ACADEMIC ALL-BIG TEAM SELECTION

Named to the NFCA Great Lakes All-Region Third Team ... Named to the All-Big Ten Second Team ... Named to the Academic All-Big Ten team ... Started all 54 games in the outfield, 53 of which were in right field and once in left ... Tallied a .318 batting average, including a .400 average against right-handed pitchers, along with a .611 slugging percentage that ranked second on the team ... Paced the Gophers with 46 RBI and had four games with a career-best four RBI ... Led the team posting 14 games with multiple RBI and added 11 multi-hit performances ... Hit one of her 11 home runs in walk-off fashion during an extra-innings win against Illinois State (Feb. 19) ... Led the team drawing 26 walks, leading to a .422 on-base percentage, and had two walks in a game four times ... Recorded a career day in a win over Nicholls (Mar. 11) with three hits, two of which were doubles, and three runs scored ... Had a seven-game hit streak from Apr. 2-15 and tallied a streak of eight games of reaching base safely between Apr. 24 and May 6 ... Hit .411 (23-for-56) with two outs and tallied 23 two-out RBI for the year ... Finished the campaign 6-for-7 in stolen base attempts.

FRESHMAN | 2021, at MINNESOTA

Appeared in 35 games as a true freshman and earned 11 starts primarily in left field ... Closed the year with a .158 batting average, .421 slugging percentage and a perfect 1.000 fielding percentage ... Scored a run in her collegiate debut Feb. 27 against Ohio State coming in the 10th inning to tie the game ... Her first hit as a Gopher came as a three-run home run against Northwestern Apr. 11 ... Hit all three of her home runs on the season in a stretch of 17 at bats from Apr. 11-25 ... Tallied a season-best two hits versus Iowa Apr. 23 ... Scored 13 runs for the year and drove in seven RBI ... Swiped two bases all season, both of which came against Rutgers Mar. 11 ... Drew five walks and was intentionally walked once.

HIGH SCHOOL

Graduate of Seymour Community High School (2020) ... Div. II Wisconsin Player of the Year in 2019 ... Three-time all-conference honoree ... Earned First Team All-State honors in 2019 ... Led conference with a .684 batting average in 2019 and also recorded 15 home runs ... Led Wisconsin in hits all three seasons of high school competition.

EVANS' CAREER STATS

YEAR	AVG.	GP	GS	AB	R	H	ZB	3B	HR	RBI	OBP	SLG	OPS	BB	HBP	SO	GDP	SF	SH	SB	SBA	PO	A	E	FLD%
2021 ^	.158	35	11	38	13	6	1	0	3	7	.250	.421	.671	5	0	10	0	1	0	2	2	7	0	0	1.000
2022 ^	.318	54	54	157	35	50	11	1	11	46	.422	.611	1.033	26	3	32	0	1	2	6	7	44	5	4	.925
2023	.355	61	61	186	38	66	16	8	6	49	.411	.624	1.035	13	6	22	1	2	2	5	7	58	7	2	.970
TOTALS	.320	150	126	381	86	122	28	9	20	102	.400	.598	.998	44	9	64	1	4	4	13	16	109	12	6	.953

^ - Played at Minnesota

2024 Knights



#17
Jada
Cody

5th Year | UTL
R/R | 5'9"
Murrieta, Calif.
Murrieta Mesa HS

2023 Season Highs

At-Bats: 5, at Memphis (5/5)	Home Runs: 1, 7x, last at Memphis (5/5)
Runs: 3, 2x, last at ECU (3/31)	RBI: 4, vs. Gardner-Webb (GI) (2/23)
Hits: 3, vs. Wichita State (3/24)	Walks: 3, vs. Toledo (3/11)
Doubles: 2, vs. Wichita State (3/24)	Stolen Bases: 1, 3x, last vs. Toledo (3/11)
Triples: 1, 4x, last at Memphis (5/6)	

Career Highs

At-Bats: 5, 5x, last at Memphis (5/5/23)	Home Runs: 2, 3x, last vs. Villanova (5/20/22)
Runs: 4, at UNF (3/11/21)	RBI: 5, 4x, last vs. Villanova (5/20/22)
Hits: 4, 2x, last vs. Texas (2/19/22)	Walks: 3, vs. Toledo (3/11/23)
Doubles: 2, 2x, last vs. Wichita State (3/24/23)	Stolen Bases: 2, at Memphis (4/23/21)
Triples: 1, 8x, last at Memphis (5/6/23)	

JUNIOR | 2023
AAC ALL-CONFERENCE FIRST TEAM SELECTION; AAC ALL-TOURNAMENT TEAM SELECTION

AAC All Conference First Team Selection ... AAC All-Tournament Team Selection after she went 3-for-7 with 2 RBI, 1 run scored and 3 walks against Memphis, South Florida and Tulsa May 11-13 ... Appeared in and started 57 of the Knights' 61 games at third base and catcher ... Was named to the American Athletic Conference's weekly Honor Roll for the period of May 1-7, hitting .333/.308/.833 (4-for-12) with a 1.141 OPS, 1 double, 1 triple, 1 home run, 3 RBI and 10 total bases during the Knights' series at Memphis ... Claimed sole possession of second place on the UCF all-time RBI list with 141 with her 3-run home run at ECU March 31; finished the season with 147 in her four-year career ... Became the 11th Knight in program history to record 200 hits with UCF during the AAC Tournament Championship Game against Tulsa May 13, with an RBI single in the second inning ... Finished the season ranking among the Knights' all-time leaders in RBI (147, 2nd), slugging percentage (.576, 3rd), total bases (358, 3rd), home runs (32, 3rd), runs scored (157, 3rd), doubles (42, T-3rd), walks (89, 4th), average (.328, 5th), on-base percentage (.417, 6th), triples (8, T-6th) and total hits (204, 10th) ... Scored at least 44 runs for the third consecutive season ... Recorded at least 52 hits for the third consecutive season ... Recorded at least 11 doubles for the third consecutive season ... Drew a season-high 29 walks, also marking the third consecutive season she has drawn at least 23 walks ... Scored 1 run (or more) in each of her first six games of the season, and eight of her first nine games from Feb. 9-18, scoring 10 times in that span ... Homered in consecutive games against No. 23 Missouri and No. 25 Michigan Feb. 15-17 ... Hit a game-tying solo home run in the fifth inning against No. 15 Alabama during the Clearwater Invitational Feb. 18 ... Went 2-for-4 with a season-high 4 RBI Feb. 23 vs. Gardner-Webb, including a 2-run first-inning homer and a 2-run triple in the sixth inning ... Recorded a season-long five-game hit streak from March 18-26 against No. 22 Arizona State, No. 2 Oklahoma State and No. 22 Wichita State, going 8-for-17 with 3 RBI, 2 doubles, 1 triple and 1 home run ... Recorded her first career 3-XBH hit game against No. 22 Wichita State March 24, recording 2 doubles and 1 triple ... Hit a game-tying solo home run in the seventh inning of the Knights' May 5 contest at Memphis, a game UCF won in nine innings, 3-2 ... Hit safely in each of her final four games of the season, including in each of the Knights' three contests during the 2023 NCAA Tallahassee Regional against No. 20 South Carolina and No. 3 Florida State, going 4-for-10 with 1 RBI and 1 double in Tallahassee ... Hit safely in seven of her final 9 games of the season May 5-20, hitting .379/.429/.621 (11-for-29) with 2 doubles, 1 triple, 1 home run, 6 RBI and 18 total bases in that span.

Returned to Japan with Team USA during the summer to partake in the Japan All-Star Series.

SOPHOMORE | 2022
D1SOFTBALL FIRST TEAM ALL-AMERICAN SELECTION; SOFTBALL AMERICA SECOND TEAM ALL-AMERICAN; NFCA MIDEAST ALL-REGION SECOND TEAM; AAC ALL-TOURNAMENT TEAM SELECTION; AAC TOURNAMENT MOST OUTSTANDING PLAYER; AAC ALL-CONFERENCE FIRST TEAM SELECTION

Named First Team All-American by D1Softball ... Named Second Team All-American by Softball America ... Named to the NFCA Mideast All-Region Second Team ... Earned the American Athletic Conference's Most Outstanding Player Award for her performance at The American Championship. Also received an All-Tournament Team nod with the honor Was a unanimous selection to The American's All-Conference First Team ... Was named The American's Player of the Week twice, named to the honor on 3/7 and 3/21 ... Earned two spots on The American's weekly honor roll on 2/14 and 3/14 ... Began the 2022 calendar year by making an appearance at the USA National Team trials in January Was one of just two Knights to play in and start all 63 of UCF's games during the 2022 season ... Batted .361, leading the team. Had a team best slugging percentage of .701 to go along with a .439 on-base percentage, resulting in a team best 1.140 OPS ... Mashed 15 home runs, a mark that was fourth best in a single season by a Knight ... Collected a program single-season record 75 RBI. Was the fastest Knight to 30, 50 and 60 RBI in a single season ... Broke the single-season RBI record with a three-run homer in The American Championship title game (5/14), reaching 69 RBI, beating the previous record of 66 ... Tallied 15 doubles and three triples while drawing 27 and three hit-by-pitches ... Led the Knights with 20 multi-hit games, including four three-hit games and one four-hit performance ... Led the Knights with 21 multi-RBI games (eight two-RBI games, seven three-RBI games, three four-RBI games and three five or more RBI games) Finished the season on a 15-game on-base streak, a season-high running from 4/23 through 5/28 and will be an active streak to begin the 2023 season ... Compiled a 12-game hitting streak from 4/23-5/21, boosting her batting average to .369 from .347 at the start of the hitting streak ... She caught fire to begin March, going 8-for-15 with four home runs and 14 RBI in five games from 3/4-3/6 ... Had three homers and 10 RBI on UCF's California trip (3/8-3/13), including a three home run, seven RBI day in a double header on 3/12 ... Started the Orlando Regional with a bang, smashing two home

2024 Knights

runs with five RBI in her first two at bats in a 6-0 win over Villanova on 5/20. The two homers made her the first Knight to hit multiple home runs in a postseason game. The five RBI tied her for a single-game best in the postseason ... Scored the first run in UCF's Super Regional history, hitting a solo home run to left field on a 2-2 count in the sixth inning in game two against No. 1 Oklahoma (5/28) ... Already owns UCF's NCAA Tournament career record for runs scored with six ... Was called up to the USA National Team for the Japan All-Star Series in Japan from Aug. 6-9. Won the home run derby for Team USA ... Was rostered on the USA National Team for the Pan American games, helping them win gold as one of the team's top performers in mid-November ... Finished fourth in the country and second in the conference in RBI with 75 ... Finished eighth in the country and second in the conference in RBI per game with an average of 1.19 per contest ... Finished 20th in the country and third in the conference in total bases with 136 ... Finished 41st in the country and second in the conference in hits with 70 ... Finished 42nd in the country and first in the conference in sacrifice flies with four ... Finished 54th in the country and third in the conference in home runs with 15 ... Finished 85th in the country and fifth in the conference in slugging percentage with a .701 clip.

FRESHMAN | 2021

NFCA MIDEAST ALL-REGION THIRD TEAM SELECTION; AAC FIRST TEAM ALL-CONFERENCE SELECTION; AAC ALL-ROOKIE TEAM SELECTION

Played and started in all 61 games, the only Knight to do so ... Named First Team All-Conference ... Named to NFCA Mideast All-Region Third Team ... Named to All-Conference Rookie Team ... Earned AAC Player of the Week honors on April 26 after hitting three home runs on the weekend, including two on April 23, where she went 3-for-4 with the two long balls, a single, two RBI and three runs scored to guide UCF to the 10-2 win over Memphis ... Finished the year with a .324 batting average ... Crushed seven home runs ... Added 11 doubles, 28 RBI and 44 runs scored (most on the team) ... Was 9-for-10 in stolen base attempts ... Added 23 walks ... Posted a perfect 4-for-4 day and also scored four runs in 9-1 win over UNF on March 17 ... Opened the season on a 12-game hitting streak ... Struck out just 11 times in 182 at-bats ... Hit a walk-off solo home run to beat Houston 2-1 on March 26.

FRESHMAN | 2020*

Primarily played 3B but also checked in at catcher ... Played all 27 games for UCF, starting 25 of them ... Slashed .315/405/.521 with three home runs in 73 at bats ... Hit her first career grand slam on 03/11 in 7-0 win over Cal State Fullerton ... Fewest strikeouts on the team, with just two, among all qualified batters ... Drove in 18 RBI and scored 17 runs ... Was 4-for-6 in stolen base attempts ... Named American Athletic Conference Player of the Week on 02/24.

HIGH SCHOOL

Hit .375 with 17 RBI and 12 stolen bases as a freshman ... In her sophomore year, she hit .417 and added three home runs and 12 doubles ... In her senior season, she hit .471 with 21 RBI and three triples ... 2018 Triple Crown Champion with the Corona Angels ... Named team captain her senior year at Murrieta Mesa High School ... Intends to major in Biology.

*season shortened due to COVID-19 pandemic



CODY'S CAREER STATS

YEAR	AVG.	GP	GS	AB	R	H	2B	3B	HR	RBI	OBP	SLG	OPS	BB	HBP	SO	GDP	SF	SH	SB	SBA	PO	A	E	FLD%
2020	.315	27	25	73	17	23	4	1	3	18	.405	.521	.926	10	1	2	0	0	2	4	6	30	33	7	.900
2021	.324	61	61	182	44	59	11	0	7	28	.412	.500	.912	23	5	11	0	1	5	9	10	107	91	12	.943
2022	.361	63	63	194	48	70	15	3	15	75	.439	.701	1.140	27	3	26	1	4	2	7	9	237	68	7	.978
2023	.301	57	57	173	48	52	12	4	7	26	.403	.538	.941	29	2	21	1	2	1	3	5	113	76	10	.950
TOTALS	.328	208	206	622	157	204	42	8	32	147	.417	.576	.993	89	11	60	2	7	10	23	30	487	268	36	.954

2024 Knights



#18 Kaitlyn Felton

Junior | RHP
R/R | 5'8"
Valrico, Fla.
Newsome HS

2023 Season Highs

Innings Pitched: 7.0, 2x, last vs. Michigan (3/2)	Fewest Hits (Min. 5 IP): 1, vs. UMass, 7 IP, (2/10)
Strikeouts: 13, vs. UMass (2/10)	Most Hits: 7, 3x, last vs. Kennesaw State (3/11)
Fewest Runs (Min. 5 IP): 1, vs. UMass, 7 IP (2/10)	Fewest Walks (Min. 5 IP): 1, 2x, last vs. Michigan, 7 IP (3/2)
Most Runs: 5, 2x, last vs. Wichita State (3/26)	Most Walks: 5, at Oklahoma State (3/17)

Career Highs

Innings Pitched: 7.0, 2x, last vs. Michigan (3/2/23)	Fewest Hits (Min. 5 IP): 1, vs. UMass (2/23/23)
Strikeouts: 13, vs. UMass (2/10/23)	Most Hits: 10, vs. Michigan (2/18/22)
Fewest Runs (Min. 5 IP): 0, 2x, last vs. Memphis, 6 IP (4/10/22)	Fewest Walks (Min. 5 IP): 0, vs. James Madison, 5 IP, (2/26/22)
Most Runs: 6, vs. Michigan (2/18/22)	Most Walks: 5, at Oklahoma State (3/17/23)

SOPHOMORE | 2023

Made a season-high 26 appearances, including 13 starts, and threw a season-high 77.1 innings ... Posted a 3.80 ERA (42 ER) while recording a season-high 73 strikeouts ... Threw three complete games for the second consecutive season ... Threw her first seven-inning complete game in the Knights' second game of the season Feb. 10, striking out a career-high 13 batters while allowing just one run against the UMass Minutewomen ... Including her start against UMass, didn't allow an earned run in any of her first four appearances, garnering AAC Pitcher of the Week honors for the first time in her career ... Totaled 11.1 innings pitched with 17 strikeouts, one complete game and her first collegiate save in her first four appearances against No. 10 Georgia, UMass, Boise State and Ohio State ... Allowed just 2 earned runs in 6.1 innings at Stetson Feb. 22, also struck out seven ... Recorded 8 strikeouts in back-to-back appearances against Michigan and LMU March 2-3 ... Threw her second seven-inning complete game against Michigan March 2, allowing just 2 earned runs with 8 strikeouts ... Recorded her third complete game of the season March 17 at No. 2 Oklahoma State, allowing 4 runs in 6 innings while striking out five ... Entered in relief at Tulsa April 16, throwing 3.2 scoreless innings with three strikeouts in the Knights' 13-1 win ... Recorded her second save of the season April 22 against South Florida, throwing a scoreless seventh inning to clinch the Knights' 3-1 win ... Allowed only two earned runs in 4.1 innings in her May 20 start against No. 20 South Carolina in the NCAA Tallahassee Regional.

FRESHMAN | 2022

Appeared in 17 games, starting in nine of them ... Posted a record of 4-2, with wins against Fresno State (2/12), James Madison (2/26), Furman (3/19) and Memphis (4/10) ... Earned a 3.36 ERA over 50 innings of work ... Named to the American Athletic Conference's weekly honor roll on 2/28 after her performances against James Madison (2/26) and No. 4 Florida (2/27) ... Earned her first collegiate win in her first career start, tossing six innings with four strikeouts against Fresno State (2/12) ... Earned her first complete game shutout against James Madison (2/26) and punched out a career-high five batters ... Tossed 1.1 innings scoreless innings in relief against No. 4 Florida (2/27), striking out three and walking just one while surrendering no hits ... Earned her first conference win in a complete game shutout of Memphis (4/10), pitching six innings with just two hits allowed along with three strikeouts ... Posted a 4.48 strikeouts per seven innings rate ... Totaled three complete games and two solo shutouts ... Held opposing batters to a .286 batting average.

HIGH SCHOOL

Attended Newsome High School ... Led her high school team to a state runner up finish in her sophomore season ... Was Second Team All-Conference her freshman year ... Played for the Tampa Mustangs and NJ Intensity KOD Premier club softball teams ... Intends to Major in Health Sciences.


FELTON'S CAREER STATS

YEAR	ERA	W	L	App	GS	CG	SHO	CBO	SV	IP	H	R	ER	BB	SO	2B	3B	HR	BF	OPP AVG	WP	HBP	SHA	SFA
2022	3.36	4	2	17	9	3	2	0	0	50.0	59	37	24	18	32	11	1	7	233	.286	8	7	2	0
2023	3.80	6	6	26	13	3	0	0	2	77.1	83	51	42	43	73	17	0	5	357	.275	6	5	5	1
TOTALS	3.63	10	8	43	22	6	2	0	2	127.1	142	88	66	61	105	28	1	12	590	.280	14	12	7	1

2024 Knights



#20 Katie Burge

Senior | UTL
L/R | 5'4"
Miami, Fla.
Miami Palmetto Senior HS

2023 Season Highs	
At-Bats: 3, 8x, last at Memphis (5/6)	Home Runs: --
Runs: 1, 13x, last vs. South Florida (4/30)	RBI: 1, 4x, last vs. North Florida (3/29)
Hits: 2, 3x, last vs. Wichita State (3/25)	Walks: 1, vs. Wichita State (3/26)
Doubles: 1, 2x, last vs. Purdue (2/25)	Stolen Bases: 1, 4x, last vs. Houston (4/30)
Triples: 1, 3x, last vs. North Florida (3/29)	

Career Highs	
At-Bats: 5, at ECU (4/9/21)	Home Runs: --
Runs: 2, 2x, last vs. Florida (2/27/22)	RBI: 3, vs. McNeese State (2/27/21)
Hits: 4, at ECU (4/19/21)	Walks: 1, 9x, last vs. Wichita State (3/26/23)
Doubles: 1, 4x, last vs. Purdue (2/25/23)	Stolen Bases: 1, 6x, last vs. Houston (4/30/23)
Triples: 1, 4x, last vs. North Florida (3/29/23)	

JUNIOR | 2023

Made 47 appearances and 20 starts, both marking season-highs ... Hit for a season-high .304 average (21-for-69) ... Set season-highs in slugging percentage (.420), at-bats (69), total hits (21), doubles (2), triples (3) and total bases (29) ... Recorded multiple doubles and triples in a season for the first time in her career ... Hit a pinch-hit leadoff triple in the bottom of the sixth inning and scored the go-ahead run of the Knights' 6-5 win over Mississippi State during the Clearwater Invitational Feb. 19 ... Posted a season-long six-game hit streak Feb. 23-March 2, during which she hit .533/.529/.800 (8-for-15) with 2 doubles, 2 multi-hit games, 1 triple, 3 RBI and 12 total bases against Gardner-Webb, Louisville, Purdue and Fresno State ... Hit her second triple of the season Feb. 23 against Gardner-Webb, driving in Savannah Adams as part of a five-run first inning ... Doubled in consecutive games against Louisville and Purdue Feb. 24-25 ... Recorded her third multi-hit game of the season March 25 against No. 22 Wichita State, going 2-for-3 ... Hit her third triple of the season March 29 against North Florida, driving in Nehanda Lewis in the fourth inning of the Knights' 3-2 win ... Collected a pinch-hit single in the seventh inning of the Knights' NCAA Regional matchup against No. 3 Florida State May 20.

With Great Britain, finished third in Group A play during the 2023 WBSC (World Baseball Softball Confederation) World Cup in Ireland, going 2-for-12 with one run scored, one triple, two RBI and four total bases.

SOPHOMORE | 2022

Saw action in 41 games, starting in eight ... Earned four starts in left field, one in center field, one at third base, one at second base and one at designated player ... Had two multi-hit games (vs. No. 4 Florida, 2/27; at Cal State Fullerton, 3/12) ... Hit .219 with a .663 OPS ... Had four RBI over the course of the season, driving in runs against No. 12 Georgia on Opening Knight (2/10) No. 4 Florida (2/27), FGCU (3/4) and No. 7 Florida (3/30) ... Had a pair of extra base hits, both coming against Florida (double on 2/27, triple on 3/30) ... Scored 14 runs including two against James Madison (2/26) and No. 4 Florida (2/27) ... Scored in eight consecutive games she appeared in, ranging from 2/23-3/12 ... Drew five walks and was hit by two pitches ... Played for the U22 Great Britain National Team in the summer of 2022, helping lead them to a silver medal at the European Championship ... Burge's silver medal finish at the 2022 European Championship helped the Great Britain squad qualify for the WBSC World Cup Group Stage tournaments that will be held in 2023.

FRESHMAN | 2021

Saw action in 38 games, starting 15 ... Played outfield and second base ... Slashed .284/.299/.310 with a double Scored 12 runs and knocked in 10 RBI ... Was a perfect 2-for-2 in stolen base attempts ... Added three walks ... Posted a season-high four hits in five at-bats in 4-3 win over ECU on April 9 ... Knocked in a season-high three RBI in 11-3 win over McNeese State on Feb. 27.

HIGH SCHOOL

Born January 17, 2002 to parents Emma and Neil Burge ... Attended Miami Palmetto Senior High ... Was named First Team All-Dade County, First Team All-State and team MVP in her junior season ... Named offensive player of the year and First team All-State in her sophomore year ... Intends to major in Business, Pre-Finance.

BURGE'S CAREER STATS

YEAR	AVG.	GP	GS	AB	R	H	2B	3B	HR	RBI	OBP	SLG	OPS	BB	HBP	SO	GDP	SF	SH	SB	SBA	PO	A	E	FLD%
2021	.284	38	15	67	12	19	1	0	0	10	.310	.299	.609	3	0	9	0	1	2	2	2	19	16	3	.921
2022	.219	41	8	32	14	7	1	1	0	4	.350	.312	.662	5	2	8	1	1	2	0	1	6	4	2	.853
2023	.304	47	20	69	13	21	2	3	0	4	.329	.420	.749	1	2	12	0	1	2	4	4	18	4	0	1.000
TOTALS	.280	126	43	168	39	47	4	4	0	18	.326	.351	.677	9	4	29	1	3	6	6	7	43	24	5	.931

2024 Knights



#22 Kennedy Searcy

Senior | UTL
L/R | 5'7"
Jacksonville, Fla.
Atlantic Coast HS

2023 Season Highs

At-Bats: 5, 3x, last at Memphis (5/5)
Runs: 2, 8x, last vs. Memphis (5/11)
Hits: 3, 4x, last vs. Houston (4/29)
Doubles: 1, 5x, last vs. Houston (4/28)
Triples: 1, 3x, last vs. Tulsa (5/13)
Home Runs: 1, vs. Boise State (2/10)
RBI: 4, vs. Boise State (2/10)
Walks: 2, 2x, last at ECU (4/1)
Stolen Bases: 2, 2x, last at Memphis (5/7)

Career Highs

At-Bats: 5, 6x, last at Memphis (5/5/23)
Runs: 3, 2x, last at Cal State Fullerton (3/12/22)
Hits: 3, 6x, last vs. Houston (4/29/23)
Doubles: 1, 15x, last vs. Houston (4/28/23)
Triples: 1, 7x, last vs. Tulsa (5/13/23)
Home Runs: 1, 9x, last vs. Boise State (2/10/23)
RBI: 4, 3x, last vs. Boise State (2/10/23)
Walks: 2, 11x, last at ECU (4/1/23)
Stolen Bases: 2, 5x, last at Memphis (5/7/23)

JUNIOR | 2023
AAC ALL-CONFERENCE FIRST TEAM SELECTION; AAC ALL-TOURNAMENT TEAM SELECTION

AAC All-Conference First Team Selection ... AAC All-Tournament Team Selection after she went 2-for-10 with 3 runs scored, 2 RBI and 2 triples during the conference tournament against Memphis, South Florida and Tulsa ... Appeared in 59 of the Knights' 61 games, making 54 starts, at third base, left field and designated player ... Tied her season-high with 3 triples ... Led the team with 17 stolen bases in 21 tries, also tying her season-high of 17 set during her freshman 2021 season ... Stole 14 bases in a row before she was first caught stealing April 15 ... Recorded two games with multiple stolen bases (March 26 vs. Wichita State, May 7 at Memphis) ... Hit safely in each of her first three games of the season, including a 2-for-3, 4-RBI performance against Boise State Feb. 10 ... Hit her first double and home run of the season against Boise State Feb. 10 ... Hit an RBI single in the third inning of the Knights' Feb. 18 matchup against No. 15 Alabama during the Clearwater Invitational ... Hit a go-ahead RBI single in the bottom of the sixth inning Feb. 24 against Louisville, one that saw two runs score with help from a Cardinals error to lift the Knights to a 4-3 win ... Recorded back-to-back 2-hit games against Kennesaw State and North Dakota March 11-12, including a double and her first triple of the season ... Went 3-for-4 with 3 RBI, including an RBI single in the third inning and a 2-run double in the sixth inning of Grace Jewell's no-hitter against No. 22 Arizona State March 17, also marking her second game with at least 3 RBI of the season ... Recorded her second 3-hit game of the season April 2 at ECU, including a 2-run double in the third inning ... Recorded a season-long 12-game hit streak from April 15-May 11, during which she hit a team-best .462/.523/.564 (18-for-39) with 2 doubles, 1 triple, 6 RBI, 22 total bases and 3 stolen bases ... Recorded four multi-hit games during her 12-game hit streak, including two 2-hit games and two 3-hit games ... Tripled in the bottom of the third inning and scored the first run of the Knights' 7-4 win over Memphis in the AAC Tournament Quarterfinals ... Hit a 2-run triple in the bottom of the second inning of the Knights' 9-1 win over Tulsa in the AAC Tournament Championship Game ... Walked and scored a run during the Knights' 6-1 win over No. 20 South Carolina during the 2023 NCAA Tallahassee Regional.

SOPHOMORE | 2022
AAC ALL-CONFERENCE FIRST TEAM SELECTION

Unanimously named to the American Athletic Conference's All-Conference First Team ... Was named to The American's weekly honor roll on 3/28 after hitting .571 with a 2.054 OPS, two homers, two RBI and three runs over three games played ... Played in all 63 of UCF's games during the season, starting in 62 of them, mainly seeing time at third base or designated player, with a few appearances in the outfield as well ... Batted .311 on the season, the third highest average on the team ... Had a .435 on base percentage and a .467 slugging percentage, resulting in a .902 OPS, which was third-highest on the team ... Smashed six homers while collecting six doubles and a triple Tallied 31 RBI and scored 42 runs ... Drew a team-best 33 walks and was hit with six hit-by-pitches; had seven games with a pair of walks ... Was six-for-eight in stolen bases ... Had five multi-RBI games (three two-RBI games, one three-RBI game and one four-RBI game) ... Had 14 multi-hit games, tied for third on the team, including 12 two-hit performances ... Had a season-high seven-game hitting streak from 3/19-3/30 ... Had a career-high 20-game on base streak from 3/4-3/30 ... Hit a go-ahead grand slam in the top of the 8th at Houston on 4/22, propelling UCF to a 4-1 victory ... Hit a pair of homers in the War On I-4, hitting one in games one and three as UCF earned its first sweep of South Florida.

FRESHMAN | 2021
AAC ALL-ROOKIE TEAM SELECTION

Played in 35 games, starting 33 ... Primarily led off and played left field ... Named to All-Conference Rookie Team ... Finished the season with a .321 batting average ... Led the team with 17 stolen bases in 19 attempts ... Suffered a season-ending injury on April 9 ... Notched nine extra base hits (four doubles, three triples and two home runs) ... Added 27 runs scored and 15 RBI ... Added 11 walks ... Posted a perfect 1.000 fielding percentage ... Posted three straight multi-hit games to begin her career ... Recorded a hit and at least one stolen base in her first five career games ... Knocked in a season-high four RBI in 8-5 win over FGCU on Feb. 14.

HIGH SCHOOL

Born August 22, 2002 to parents David Searcy and Nia Franklin ... Attended Atlantic Coast High School ... Was named All-Conference every year in high school ... Also plays golf ... Made All-First Coast Second team sophomore year and All-First Coast First team junior year ... Intends to major as a Nurse Anesthetist.

SEARCY'S CAREER STATS

YEAR	AVG.	GP	GS	AB	R	H	2B	3B	HR	RBI	OBP	SLG	OPS	BB	HBP	SO	GDP	SF	SH	SB	SBA	PO	A	E	FLD%
2021	.321	35	33	112	27	36	4	3	2	15	.392	.464	.856	11	2	11	0	0	1	17	19	44	2	0	1.000
2022	.311	63	62	167	42	52	6	1	6	31	.435	.467	.902	33	6	26	1	3	3	6	8	39	75	5	.958
2023	.291	59	54	165	33	48	5	3	1	24	.359	.376	.735	16	2	28	0	1	2	17	21	63	22	6	.934
TOTALS	.306	157	149	444	102	136	15	7	9	70	.398	.432	.830	60	10	65	1	4	6	40	48	146	99	11	.957

2024 *Knights*



#24 Savannah Adams

Junior | UTL
R/R | 5'8"
La Mirada, Calif.
La Mirada HS

2023 Season Highs	
At-Bats: 4, 3x, last at Tulsa (4/15)	Home Runs: 1, 6x, last at Memphis (5/7)
Runs: 1, 10x, last at Memphis (5/7)	RBI: 3, at Memphis (5/7)
Hits: 2, 5x, last at Tulsa (4/16)	Walks: 1, 4x, last at Memphis (5/6)
Doubles: 1, 4x, last at Tulsa (4/16)	Stolen Bases: 1, at Cal State Fullerton (3/4)
Triples: --	

Career Highs	
At-Bats: 4, 5x, last at Tulsa (4/15/23)	Home Runs: 1, 7x, last at Memphis (5/7/23)
Runs: 1, 17x, last at Memphis (5/7/23)	RBI: 3, 2x, last at Memphis (5/7/23)
Hits: 2, 6x, last at Tulsa (4/16/23)	Walks: 1, 13x, last at Memphis (5/6/23)
Doubles: 1, 6x, last at Tulsa (4/16/23)	Stolen Bases: 1, at Cal State Fullerton
Triples: --	

SOPHOMORE | 2023

Appeared in 41 games and made 25 starts, both marking season-highs, at first base and designated player ... Recorded season-best marks in RBI (22), average (.300), slugging percentage (.575), runs scored (10), hits (24), doubles (4), total bases (46) and home runs (6) ... Hit safely in her first five games of the season spanning Feb. 10-18, going 6-for-11 with 1 double, 1 home run and 2 RBI ... Earned AAC weekly Honor Roll honors for the period of Feb. 13-19 for her efforts ... Hit her first home run of the season against No. 15 Alabama, a solo homer in the fourth inning ... Earned AAC Player of the Week honors for the period of Feb. 20-26 after hitting .583/.583/1.417 (7-for-12) in six games (five starts) with 1 double, 3 home runs and 6 RBI against Stetson, Gardner-Webb, Louisville and Purdue ... Homered in back-to-back games against Louisville and Purdue Feb. 24-25 ... Collected 1 RBI (or more) in each of her five games spanning Feb. 22-26 ... Hit a game-tying RBI single in the top of the seventh inning of the Knights' March 4 contest at Cal State Fullerton during the Judi Garman Classic as part of a 2-for-2 evening off the bench ... Hit safely in six of her seven appearances spanning April 2-22, driving in 1 RBI (or more) in five of her first six games during that span (including three 2-RBI games) ... Hit her sixth home run of the season May 7 at Memphis, a 3-run homer that pushed the Knights' lead to 10-0 in UCF's five-inning run-rule victory.

**FRESHMAN | 2022
AAC ALL-TOURNAMENT TEAM SELECTION**

Named to the American Athletic Conference All-Tournament Team ... Hit a pinch hit, walk-off, two-run homer in the bottom of the eighth inning against Houston in The American semifinals, lifting the Knights over the Cougars 4-2 ... The pinch hit homer against Houston (5/13) was the first long ball of Adams' career and represented two of 12 RBI on the year ... Totaled four multi-RBI games in 2022 ... Played in 37 games, starting in 13 of them ... Earned nine starts at designated player, three in right field and one at third base ... Named to the American Athletic Conference weekly honor roll in week two of the season after batting .444 with five RBI and a double ... Had her first and only multi-hit game of the season against Texas Tech (2/18) at the St. Pete/Clearwater Invitational, recording two RBI and a double ... Had a 3-RBI game against No. 11 Texas (2/19), including a two-RBI base knock up the middle to tie the game at 9-9, a game UCF eventually went on to win 15-10 ... Had two different three-game hitting streaks during the season, one ranging from 2/18-2/19 and the other from 2/28-3/4 ... Hit .224 on the year with an OPS of .677 ... Walked nine times and was hit by a pitch.

HIGH SCHOOL

Attended La Mirada High School ... Named Suburban First Team All-League her sophomore season ... Earned 2019 Silver Slugger and Gold Glove honors ... Named San Gabriel Valley Softball All-Star (Platinum) her sophomore year ... Won two league championships with her high school softball team ... Played for the Corona Angels club team ... Intends to major in Forensic Science.

ADAMS' CAREER STATS

YEAR	AVG.	GP	GS	AB	R	H	2B	3B	HR	RBI	OBP	SLG	OPS	BB	HBP	SO	GDP	SF	SH	SB	SBA	PO	A	E	FLD%
2022	.224	37	13	49	7	11	2	0	1	12	.350	.327	.677	9	1	10	1	1	0	0	0	5	0	1	.833
2023	.300	41	25	80	10	24	4	0	6	22	.326	.575	.901	4	0	21	2	2	0	1	1	2	0	0	1.000
TOTALS	.271	78	38	129	17	35	6	0	7	34	.336	.481	.817	13	1	31	3	3	0	1	1	7	0	1	.875

2024 Knights



#25 Ava Justman

Junior | LHP
L/L | 5'8"
Northridge, Calif.
Chatsworth Charter HS | Wisconsin

Career Highs

Innings Pitched: 7.0, 2x, last at Utah (3/16/22)	Fewest Hits (Min. 5 IP): 3, 2x, last vs. USF (2/20/22)
Strikeouts: 8, vs. Southern Utah (3/12/22)	Most Hits: 12, vs. Dixie State (3/13/22)
Fewest Runs (Min. 5 IP): 1, 3x, last at Utah (3/16/22)	Fewest Walks (Min. 5 IP): 0, 2x, last vs. USF (2/20/22)
Most Runs: 7, at Northwestern (3/27/21)	Most Walks: 3, 3x, last vs. UCLA (2/20/22)

JUNIOR | 2024

Competed with the Israel Women's National Team during the 2023 Canada Cup during the summer 2023

2023

Did not see game action during the 2023 season.

SOPHOMORE | 2022, at WISCONSIN

Made 17 appearances, including 14 starts ... posted a 3.93 ERA (62.1 IP, 35 ER) with 39 strikeouts and 15 walks while yielding a .291 (74-for-254) batting average-against ... her 39 strikeouts ranked second-most on the team ... issued two walks (or fewer) in 15 of her 17 appearances ... collected six strikeouts in 3.1 innings pitched in her season debut vs. Kentucky Feb. 10 ... yielded one earned run (or fewer) in six of her eight appearances from Feb. 13-March 11, posting a 3.50 ERA (22 IP, 12 ER) with 16 strikeouts in that span ... threw her first two seven-inning complete games, vs. Southern Utah March 12 and at Utah March 16 ... struck out a career-high eight batters during her first complete game vs. Southern Utah, limited Utah to one run on seven hits in seven innings pitched in a 6-1 Wisconsin win ... threw a five-inning complete game against UCF during the 2022 Clearwater Invitational, allowing one run on three hits while striking out four in a 9-1 Wisconsin win.

FRESHMAN | 2021, at WISCONSIN

Played in nine games including eight appearances in the circle ... Posted a 1.79 ERA in 15.2 innings of work ... recorded 13 strikeouts and finished with a 1-1 record ... Had one plate appearance.

HIGH SCHOOL

Led her team to 48-7 overall and 22-0 in league/conference with a 1.05 ERA and 657 strikeouts ... LA City Section CIF Champion ... First Team All-League all 3 years ... First Team All-City all 3 years ... First Team All-Area sophomore and junior year ... First Team All-State underclassmen sophomore and junior year ... West Valley League 3x Champion ... West Valley League Pitcher of the Year all 3 years ... LA City Pitcher of the Year junior year.


JUSTMAN'S CAREER STATS

YEAR	ERA	W	L	App	GS	CG	SHO	CBO	SV	IP	H	R	ER	BB	SO	2B	3B	HR	BF	OPP AVG.	WP	HBP	BK	SHA	SFA
2021 [*]	1.79	1	1	8	0	0	0	0	0	15.2	19	11	4	8	13	2	0	1	81	.268	1	2	0	0	0
2022 [*]	3.93	4	6	17	14	3	0	0	0	62.1	74	42	35	15	39	11	1	7	282	.291	5	8	0	5	0
TOTALS	3.50	5	7	25	14	3	0	0	0	78.0	93	53	39	23	52	13	1	8	363	.286	6	10	0	5	0

^{*} - Played at Wisconsin

2024 Knights



#27 Ashleigh Griffin

Redshirt-Sophomore | C
R/R | 5'7"
Newnan, Ga.
East Coweta HS

Career Highs	
At-Bats: 4, 11x, last at Michigan (5/22/22)	Triples: --
Runs: 2, vs. Texas (2/19/22)	Home Runs: 1, 4x, last at Michigan (5/22/22)
Hits: 3, vs. Ohio State (3/15/22)	RBI: 4, vs. Ohio State (3/15/22)
Doubles: 2, vs. Memphis (4/10/22)	Walks: 2, 6x, last vs. Tulsa (4/30/22)
	Stolen Bases: --

SOPHOMORE | 2023

Did not see game action during the 2023 season due to injury.

FRESHMAN | 2022

AAC ALL-CONFERENCE SECOND TEAM SELECTION; AAC ALL-ROOKIE TEAM SELECTION

Named to the American Athletic Conference's All-Conference Second Team ... Was a unanimous selection to The American's All-Rookie Team ... Was named to The American's weekly honor roll twice (4/11, 5/9) ... Played in 56 games, starting in 53. Saw time at catcher as well as designated player ... Batted .281 on the season while earning a .387 on-base percentage as well as a .432 slugging percentage, resulting in an .819 OPS ... Hit four homers and collected 10 doubles ... Tallied 36 RBI while scoring 14 runs ... Earned 41 hits and 25 walks while striking out 24 times ... Had a season-high hitting streak of seven consecutive games (3/9-3/19) and had a reached-base streak of 12 games (3/4-3/19) ... At the end of her hitting streak, she had elevated her season batting average from .205 to .295 ... Was second on the team in multi-RBI games with 10 (five two-RBI games, four three-RBI games, one four-RBI game) ... Had nine multi-hit games, including eight two-hit performances ... Hit a walk-off double against South Carolina on 3/5 ... Smashed two doubles at home against Memphis on 4/10 ... Had a three hit performance at home against Ohio State on 3/15, collected four RBI in the game in an 11-3 run rule victory ... Had six games in which she drew two walks.

HIGH SCHOOL

Attended East Coweta High School ... Hit .547 with 54 RBI and 8 home runs in her junior season ... Won three state championships with her high school team ... Named to the senior All-Star team ... Named First Team All-State her junior year ... Played for the Georgia Impact club softball team.

GRIFFIN'S CAREER STATS

YEAR	AVG.	GP	GS	AB	R	H	2B	3B	HR	RBI	OBP	SLG	OPS	BB	HBP	SO	GDP	SF	SH	SB	SBA	PO	A	E	FLD%
2022	.281	56	53	146	14	41	10	0	4	36	.387	.432	.819	25	1	24	3	1	2	0	0	147	15	6	.964
2023	--	--	--	--	--	--	--	--	--	--	--	--	--	--	--	--	--	--	--	--	--	--	--	--	--
TOTALS	.281	56	53	146	14	41	10	0	4	36	.387	.432	.819	25	1	24	3	1	2	0	0	147	15	6	.964

2024 Knights



#35 Carson Frier

Junior | C
R/R | 5'5"
Live Oak, Fla.
Suwanee HS

2023 Season Highs

At-Bats: 3, 3x, last at Tulsa (4/15)	RBI: 1, 2x, last vs. Kennesaw State (3/12)
Runs: --	Walks: 3, at Tulsa (4/16)
Hits: 1, 4x, last vs. Houston (4/30)	Stolen Bases: --
Doubles: --	
Triples: --	
Home Runs: --	

Career Highs

At-Bats: 3, 5x, last at Tulsa (4/15/23)	RBI: 1, 3x, last vs. Kennesaw State (3/12/23)
Runs: 2, vs. James Madison (2/26/22)	Walks: 3, at Tulsa (4/16/23)
Hits: 1, 6x, last vs. Houston (4/30/23)	Stolen Bases: --
Doubles: --	
Triples: --	
Home Runs: --	

SOPHOMORE | 2023

Appeared in a season-high 50 games, including 36 starts, at catcher ... Represented Sarah Willis' batterymate as she threw the third perfect game in program history April 28 against Houston ... Caught Grace Jewell's six-inning no-hitter against No. 22 Arizona State March 17 ... Recorded a .995 fielding percentage in 208 total chances, committing only 1 error while posting 194 putouts and 13 assists ... Threw out five attempted base-stealers ... Recorded an RBI groundout against Gardner-Webb Feb. 23, marking the first of her 2 RBI ... Notched her second RBI of the season on a groundout in the fourth inning of the Knights' 8-0 win over Kennesaw State March 12 ... Recorded her first hit of the season April 11 against FIU, a single to center field in the second inning ... Hit safely in both of her next two games April 14-15, extending her career-long hit streak to three consecutive games ... Recorded her first career 3-walk game during the Knights' 13-1 win at Tulsa April 16 ... Went 1-for-2 during UCF's 4-0 win over Houston April 30.

FRESHMAN | 2022

Appeared in 14 games, starting in three. Started all three games at catcher ... Earned her first career hit in her first career at-bat on 2/12 at home against Fresno State ... Hit .154 on the season, tallying four runs and a pair of hits in her freshman campaign ... Posted a 1.000 fielding percentage on the season, recording 26 putouts and one assist. Recorded a career-high five putouts on 3/19 against Furman ... Recorded her first and only RBI of the season on a groundout to third against James Madison (2/26) in an 11-0 victory.

HIGH SCHOOL

Attended Suwanee High School ... Played club for the Gold Coast Hurricanes that were the USSSA elite select world fast pitch champions and the 16U Junior Olympic cup softball runner ups in 2020 ... Member of school's varsity soccer team where she scored 40 goals her sophomore year and was offensive MVP, overall MVP and made First Team All-State ... Broke school record in weightlifting for clean and jerk and total in the 154-weight class ... Member of school's golf team where she won three golf matches ... Member of school's volleyball team where she was the junior volleyball offensive MVP ... Intends to major in Business Finance and Marketing.

FRIER'S CAREER STATS

YEAR	AVG.	GP	GS	AB	R	H	2B	3B	HR	RBI	OBP	SLG	OPS	BB	HBP	SO	GDP	SF	SH	SB	SBA	PO	A	E	FLD%
2022	.154	14	3	13	4	2	0	0	0	1	.214	.154	.368	1	0	3	0	0	0	0	0	26	1	0	1.000
2023	.114	50	36	35	0	4	0	0	0	2	.225	.114	.339	5	0	12	1	0	5	0	0	194	13	1	.995
TOTALS	.125	64	39	48	4	6	0	0	0	3	.222	.125	.347	6	0	15	1	0	5	0	0	220	14	1	.996

2024 Knights



#44 Starmy Kotzelnick

Redshirt-Junior | UTL
L/R | 5'4"
Carmel, Ind.
Carmel HS | Louisiana

2023 Season Highs	
At-Bats: 4, 9x, last at LSU (5/21)	Home Runs: 1, 6x, last vs. S. Alabama (4/8)
Runs: 2, 3x, last vs. Omaha (5/20)	RBI: 4, vs. Michigan (2/17)
Hits: 2, 8x, last vs. Omaha (5/19)	Walks: 1, 10x, last at Washington (5/26)
Doubles: 1, 5x, last vs. Omaha (5/19)	Stolen Bases: 2, 3x, last vs. App State (3/24)
Triples: 1, vs. Indiana (2/16)	
Career Highs	
At-Bats: 7, at McNeese (4/6/22)	Home Runs: 1, 16x, last vs. S. Alabama (4/8/23)
Runs: 4, 2x, last at Saint Louis (4/18/22)	RBI: 4, 2x, last vs. Michigan (2/17/23)
Hits: 3, 5x, last at Saint Louis (4/18/22)	Walks: 2, 3x, last at ULM (5/6/22)
Doubles: 2, 2x, last vs. UT Arlington (3/27/22)	Stolen Bases: 2, 7x, last vs. App State (3/24/23)
Triples: 1, 7x, last vs. Indiana (2/16/23)	

SOPHOMORE | 2023, at LOUISIANA

Appeared in 59 games for the second consecutive season, including 46 starts ... stole 13 bases in 18 attempts, marking her second straight season with double-digit stolen bases ... hit .279/.327/.457 (39-for-140) with 12 XBH (5 2B, 1 3B, 6 HR), 28 RBI, 21 runs scored and 64 total bases ... recorded back-to-back multi-hit games Feb. 16-17 against Indiana and Michigan ... hit her first triple of the season Feb. 16 ... collected a season-high 4 RBI as part of a 2-for-3 showing Feb. 17, including a 3-run home run, her first of the season ... went 3-for-7 during a Feb. 25 doubleheader against A&M-Corpus Christi and LSU, including a 1-for-4 showing with a 2-run home run against LSU ... posted her second 3-RBI game of the season March 4 against Tennessee State, going 2-for-3 with a solo home run ... registered her third 3-RBI game March 18 against Southern Miss, going 1-for-4 with a 2-run single ... posted back-to-back 2-hit, 2-RBI games March 31-April 1 at James Madison, going 4-for-8 with a 2-run home run and a 2-run single ... recorded a season-long 7-game hit streak from May 12-21, during which she hit .400 (8-for-20) with 4 RBI and 1 2B ... hit safely in each of the Ragin' Cajuns' five NCAA Regional contests in Baton Rouge May 19-21, going 6-for-18 with one multi-hit game, 1 2B, 4 RBI and 1 stolen base against Omaha and No. 15 LSU.



REDSHIRT-FRESHMAN | 2022, at LOUISIANA
NFCA ALL-CENTRAL REGION THIRD TEAM SELECTION; ALL-SUN BELT SECOND TEAM SELECTION; ALL-LOUISIANA FIRST TEAM SELECTION; SUN BELT ACADEMIC HONOR ROLL

Appeared in 59 games, including 58 starts ... Was the Ragin' Cajuns leading run producer (51 RBI), attacked all areas of the field from the plate (14 doubles, 6 triples, 10 home runs) and posed a threat on the base path (22 stolen bases) ... Led Louisiana with 30 extra base hits and 51 RBI while hitting .350-plus the entire season ... Ranked Top 100 nationally in triples, total bases, base hits and stolen bases ... Posted a 40-40-40 season of runs, hits and RBI ... Totaled 18 multiple-hit games and 14 multiple-RBI games ... Registered 20-plus stolen bases (22) and six triples was two shy of school record ... Tallied two double-digit game hitting streaks (11 and 10 games) ... All-Sun Belt Second Team selection and NFCA All-Central Region third team choice.

FRESHMAN | 2021, at WASHINGTON

Did not see game action during the 2021 season, taking a redshirt.

HIGH SCHOOL

Hit over .400 every season of high school competing for Carmel (Ind.) High School ... Produced 52 extra-base hits over the first three years ... Ranked in the Top 15 of the 2020 Extra Elite 100 ratings issued by Extra Innings Softball ... Played club ball with Beverly Bandits and was a part of USA Junior National Team tryouts.

KOTZELNICK'S CAREER STATS

YEAR	AVG.	GP	GS	AB	R	H	2B	3B	HR	RBI	OBP	SLG	OPS	BB	HBP	SO	GDP	SF	SH	SB	SBA	PO	A	E	FLD%
2021 ^	--	--	--	--	--	--	--	--	--	--	--	--	--	--	--	--	--	--	--	--	--	--	--	--	--
2022 ^^	.356	59	58	194	47	69	14	6	10	51	.419	.644	1.063	19	5	27	0	4	1	22	25	159	23	5	.973
2023 ^^	.279	59	46	140	21	39	5	1	6	28	.327	.457	.784	10	1	23	0	2	0	13	18	97	25	10	.924
TOTALS	.323	119	104	334	68	108	19	7	16	79	.381	.566	.947	29	6	50	0	6	1	35	43	256	48	15	.953

^ - Played at Washington
 ^^ - Played at Louisiana

2024 Knights



#46 Shannon Doherty

Senior | 1B
R/R | 5'8"
Coral Springs, Fla.
Coral Springs Charter HS

2023 Season Highs

At-Bats: 5, at Memphis (5/5)	Home Runs: 2, at Tulsa (4/16)
Runs: 3, at Tulsa (4/16)	RBI: 6, at Tulsa (4/16)
Hits: 3, at Tulsa (4/16)	Walks: 2, 4x, last at ECU (4/2)
Doubles: 2, at ECU (4/1)	Stolen Bases: 1, 6x, last vs. South Carolina (5/19)
Triples: --	

Career Highs

At-Bats: 5, 6x, last at Memphis (5/5/23)	Home Runs: 2, 2x, last at Tulsa (4/16/23)
Runs: 3, at Tulsa (4/16/23)	RBI: 6, at Tulsa (4/16/23)
Hits: 4, at ECU (4/9/21)	Walks: 4, vs. St. John's (2/9/20)
Doubles: 2, 4x, last at ECU (4/1/23)	Stolen Bases: 2, vs. Memphis (4/9/22)
Triples: 1, vs. Fresno State (2/12/22)	

JUNIOR | 2023
AAC ALL-CONFERENCE FIRST TEAM SELECTION; UCF ORDER OF PEGASUS HONOREE

AAC All-Conference First Team Selection ... Became the second player in program history to be awarded UCF's Order of Pegasus honors, the highest academic honor a student can achieve at the university ... Appeared in and started 60 of the Knights' 61 games at first base, marking her third consecutive season with at least 60 appearances and second straight season with at least 60 starts ... Recorded a season-high 38 RBI, also marking her third consecutive season with at least 36 RBI. Ranked second on the team in RBI behind Chloe Evans' 49 ... Became the Knights' all-time hit-by-pitch leader April 14 at Tulsa with her 27th career HBP, finished the season with 32 in her career after she was hit nine times. Her 9 home runs led the team ... Was named AAC Player of the Week for the period of April 10-16 after hitting .500/.625/1.250 (6-for-12) with 3 home runs, 9 RBI and 15 total bases during the Knights' series at Tulsa April 14-16 ... Enjoyed a career day during the Knights' 13-1 rout of Tulsa April 16, recording her second career 2-HR game as well as a career-high 6 RBI in a perfect 3-for-3 day at the plate ... Hit safely in each of her first six games of the season spanning Feb. 9-17, including three multi-hit games, going 9-for-19 with 6 RBI and 2 home runs ... Hit her first two home runs in back-to-back games against No. 23 Missouri and No. 25 Michigan Feb. 14-17; also recorded 2 RBI in both games ... Drove in the go-ahead run with an RBI single in the bottom of the sixth inning of the sixth inning of the Knights' Clearwater Invitational finale against Mississippi State Feb. 19, lifting UCF to its 6-5 win ... Recorded back-to-back 2-hit games against Louisville and Purdue Feb. 24-25, including a 2-for-3, 2-RBI performance in the Knights' 6-3 win over Purdue Feb. 25 ... Stole her 14th consecutive base without being caught to begin her collegiate career Feb. 24, finished the season 6-for-7 in stolen base attempts to move to 19-for-20 in her four-year career ... Hit safely in four straight games against Cal State Fullerton, No. 8 Florida and Toledo March 4-11, including a 2-RBI showing against Cal State Fullerton March 4 and a 3-RBI day against Toledo March 11 ... Recorded a season-long 7-game hit streak spanning March 26-April 11, during which she hit a team-best .625/.708/1.313 (10-for-16) with 2 doubles, 3 home runs, 10 RBI and 21 total bases. Also recorded 3 multi-hit games and 3 multi-RBI games in that span, highlighted by her 2-for-2, 3-RBI, 1-HR showing against FIU April 11 ... Also hit safely in six consecutive games spanning April 28-May 7 ... In her last 30 games since March 18 vs. No. 22 Arizona State, hit .309/.452/.605 (25-for-81) with 18 runs scored, 3 doubles, 7 home runs, 20 RBI, 49 total bases, 15 walks and 3 stolen bases.

SOPHOMORE | 2022
AAC ALL-TOURNAMENT TEAM SELECTION

Played and started in all 63 of UCF's games, all at first base ... Named to the American Athletic Conference's All-Tournament Team ... Earned a spot on The American's weekly honor roll on May 2 after batting .444 with a 1.225 OPS, two doubles and four RBI in UCF's series against Tulsa ... Batted .308 on the season, ranking fourth on the team, with a .605 slugging percentage and a .459 on base percentage, resulting in a season OPS of .959 ... Was second on the team with seven home runs, four of which were solo shots with one two-run and two three-run homers ... Was tied for second on the team with 36 RBI, one short of tying her career high, with seven multi-RBI games ... Was a perfect 10-for-10 in stolen base attempts ... Was hit by 17 pitches, a program single-season record, topping the record by six and finishing 41st in the country in hit by pitches per game with an average of 0.27 ... Began UCF's season with a bang, hitting a walk-off home run in the bottom of the eighth inning on Opening Knight against No. 12 Georgia (2/10) ... The walk-off home run and ensuing bat flip and celebration went viral, generating over 960,000 views on Twitter alone, with Barstool Sports, B/R Walk-Off and Fox Sports: MLB quote tweeting the video ... Hit a walk-off, three-run home run at home against Ole Miss (2/25), smashing a 1-2 pitch over the center field fence in the bottom of the seventh (with an even better bat flip) ... Continued to earn the nickname "walk-off queen" after hitting a game winning double in the bottom of the 11th at home against No. 5 Virginia Tech (4/4), her third walk-off of the season ... Homered in The American's championship game against South Florida (5/14), helping lift UCF to an 11-0 victory and earning the program's first tournament title since 2015 ... Had 14 multi-hit games, including four games with three base hits (vs. No. 11 Texas, 2/19; vs. No. 4 Florida, 2/27; vs. Ohio State, 3/15; vs. Tulsa, 5/1) ... Had two hits in each of UCF's three games in the NCAA Orlando Regional, batting .462 over the weekend ... Was ranked 132nd in the nation in on-base percentage, earning a .459 clip Had a season-high five-game hitting streak from 3/13-3/20 ... Had a season-high 18-game reached-base streak, just two games shy of tying her career-high ... Had three, two double games (FGCU, 3/6; Ohio State, 3/15; Tulsa 5/1) ... Had two stolen bases against Memphis (4/9), her first game with two stolen bags ... Had a .998 fielding percentage, making just one error with 466 putouts and 11 assists.

2024 Knights

FRESHMAN | 2021

Played in 60 games, starting 55 ... Mostly played DP but also checked in at first base ... Named to AAC All-Rookie Team ... Led the Knights with 11 home runs ... Slashed .307/.382/.562 in 153 at-bats ... Notched six doubles and 14 walks ... Was 2-for-2 in stolen base attempts ... Knocked in 37 RBI and scored 19 runs ... Posted a perfect 4-for-4 day, including two home runs and three RBI in 9-5 win over ECU on April 9 ... Knocked in a season-high four RBI and a home run in 3-for-4 day over No. 5 Florida on April 14.

FRESHMAN | 2020*

Posted a team-high .443 batting average ... Played primarily DP, with some action at 1B also ... Racked up 33 total bases in 61 at bats ... Hit two home runs and drove in 15 RBI ... Posted a .541 slugging percentage, good for second best on the team ... Walked nine times, including a team single game record four times in the 6-2 win against St. John's on 02/09 ... Had a season long 13-game hitting streak from 02/07-03/04.

*season shortened due to COVID-19 pandemic



DOHERTY'S CAREER STATS

YEAR	AVG.	GP	GS	AB	R	H	ZB	3B	HR	RBI	OBP	SLG	OPS	BB	HBP	SO	GDP	SF	SH	SB	SBA	PO	A	E	FLD%
2020	.443	25	23	61	8	27	0	0	2	15	.507	.541	1.048	9	1	10	0	2	0	1	1	10	0	0	1.000
2021	.307	60	55	153	19	47	6	0	11	37	.382	.562	.944	14	5	12	3	1	2	2	2	53	0	1	.981
2022	.308	63	63	172	39	53	10	1	7	36	.459	.500	.959	32	17	27	3	1	2	10	10	466	11	1	.998
2023	.268	60	60	164	28	44	3	0	9	38	.394	.451	.845	27	9	15	2	3	1	6	7	452	9	4	.991
TOTALS	.311	208	201	550	94	171	19	1	29	126	.425	.507	.932	82	32	64	8	7	5	19	20	981	20	6	.994

2024 Knights



#55 Grace Jewell

Senior | RHP
R/R | 6'1"
Chesapeake, Va.
Grassfield HS

2023 Season Highs	
Innings Pitched: 7.0, 4x, last vs. Houston (4/29)	Fewest Hits (Min. 5 IP): 0, vs. Arizona State (3/17)
Strikeouts: 7, vs. Boise State (2/10)	Most Hits: 7, vs. Wichita State (3/25)
Fewest Runs (Min. 5 IP): 0, 6x, last at Memphis (5/6)	Fewest Walks (Min. 5 IP): 0, 4x, last vs. Houston (4/29)
Most Runs: 5, 3x, last at Tulsa (4/15)	Most Walks: 4, 2x, last vs. Arizona State (3/17)

Career Highs	
Innings Pitched: 7.0, 5x, last vs. Houston (4/29/23)	Fewest Hits (Min. 5 IP): 0, vs. Arizona State (3/17/23)
Strikeouts: 7, vs. Boise State (2/10/23)	Most Hits: 7, vs. Wichita State (3/25/23)
Fewest Runs (Min. 5 IP): 0, 7x, last at MEM (5/6/23)	Fewest Walks (Min. 5 IP): 0, 4x, last vs. Houston (4/29/23)
Most Runs: 5, 4x, last at Tulsa (4/15/23)	Most Walks: 5, vs. Iowa State (3/12/22)

JUNIOR | 2023
NFCA ALL-REGION SECOND TEAM SELECTION

NFCA All-Region Second Team selection ... Finished the season with career-bests in many categories, including ERA (2.28), batting average-against (.180), innings pitched (122.2), strikeouts (72), complete games (6), solo shutouts (5) and saves (3) ... Her 4.57 hits allowed/7 innings pitched finished as the best mark in the conference and ranked 38th-best in the nation ... Her 2.28 ERA ranked 6th-best in the American Athletic Conference ... Through the AAC tournament, her .180 batting average-against represented the lowest in The American in her 121.1 IP spanning 30 appearances (19 starts), and her 2.19 ERA ranked 5th-best in that span ... Her .180 batting average-against ranked 8th-best in a single season in program history ... Threw her first collegiate no-hitter, and the 21st in program history, against then-No. 22 Arizona State March 17 during the 2023 OSU Mizuno Classic in Stillwater, Oklahoma ... Her no-hitter represented the first no-hitter against a nationally-ranked top-25 school in UCF softball program history, and also marked her fourth shutout of the season ... Was named AAC Pitcher of the Week April 3 for the first time in her career, posting a 0.39 ERA in 3 appearances (2 starts) against North Florida and East Carolina, including her fifth complete game shutout of the season ... Allowed 2 earned runs (or fewer) in 14 of her first 16 appearances, posting a 1.89 ERA (55.2 IP, 15 ER) in that span from Feb. 10-March 17 ... Threw back-to-back complete game shutouts against Rutgers, No. 22 Arizona State March 14-17, extending her scoreless innings streak to 19 straight ... Limited No. 2 UCLA to two runs in 6.1 IP March 3 during the 2023 Judi Garman Classic ... Threw a career-high-tying 7 IP four times during the season ... Recorded her first career save vs. Fresno State March 2 during the Judi Garman Classic. Also recorded saves against Kennesaw State (March 11) and South Florida (April 23) ... Collected a career-high seven strikeouts during her first appearances of the season Feb. 10 against Boise State.

SOPHOMORE | 2022

Appeared in 13 games, starting in seven ... Tossed 31.2 innings ... Finished the campaign with a 4.86 ERA. Earned her first career complete game and shutout in a 2-0 win over DePaul on Feb. 26, tossing seven innings, allowing four hits while striking out six, a career high ... Earned her second and final win of the 2022 campaign against Ohio State, tossing five innings allowing three earned runs with a strikeout in a 11-3 victory on Mar. 15 ... Hit a pinch-hit grand slam in her second career at bat at FIU on Feb. 23, helping UCF beat the Panthers 11-0 ... Had a total of seven at bats during the campaign, with the home run being her only hit.

FRESHMAN | 2021

Appeared in seven games, starting two ... Tossed 13.1 innings ... Allowed 12 earned runs ... Struck out six ... Best outing of the season came in 5-2 loss to Wichita State on April 17, where she tossed 5.2 innings in relief, allowing one earned run and striking out four.

HIGH SCHOOL

Born August 16, 2002 to parents Darlanna and Tim Jewell ... Attended Grassfield High School ... Earned All-Class 6 Region A First Team in her junior season ... Earned the Silver Bat Award after posting a .429 batting average with 6 homeruns her junior season ... Intends to Major in Sports Journalism and Film.

JEWELL'S CAREER STATS

YEAR	ERA	W	L	App	GS	CG	SHO	CBO	SV	IP	H	R	ER	BB	SO	2B	3B	HR	BF	OPP AVG	WP	HBP	BK	SHA	SFA
2021	6.30	1	1	7	2	0	0	0	0	13.1	12	12	12	6	6	2	0	1	63	.226	2	3	0	0	1
2022	4.86	2	3	13	7	1	1	0	0	31.2	38	24	22	20	17	7	0	5	158	.284	5	3	0	0	1
2023	2.28	12	6	32	19	6	5	0	3	122.2	80	48	40	45	72	15	2	5	508	.180	7	6	0	7	5
TOTALS	3.09	15	10	52	28	7	6	0	3	167.2	130	84	74	71	95	24	2	11	729	.206	14	12	0	7	7

2024 Knights



#66
Sarah Willis

Senior | RHP/OF
R/R | 5'7"
Ontario, Calif.
Norco HS | Washington

JUNIOR | 2023
NFCA ALL-MIDEAST REGION FIRST TEAM SELECTION; WILSON/NFCA PITCHER OF THE WEEK SELECTION; D1SOFTBALL.COM PITCHER OF THE WEEK SELECTION; AAC PITCHER OF THE YEAR SELECTION; AAC FIRST TEAM ALL-CONFERENCE SELECTION; AAC ALL-TOURNAMENT TEAM SELECTION; AAC TOURNAMENT MOST OUTSTANDING PLAYER SELECTION

NFCA Division I All-Region First Team Selection ... Unanimous AAC Pitcher of the Year Selection ... AAC First Team All-Conference Selection ... AAC All-Tournament Team Selection ... AAC Tournament Most Outstanding Player Selection after appearing in all three games during the conference tournament May 11-13, throwing 17 innings and allowing 2 runs (0 ER) with 11 strikeouts ... Became the third Knights pitcher in program history to be earn a selection as Wilson/NFCA National Division I Pitcher of the Week (April 24-30), was also named D1Softball.com National Division I Pitcher of the Week for that period, after throwing the first seven-inning perfect game in program history

followed by a seven-inning complete-game shutout vs. Houston ... Two-time AAC Pitcher of the Week Selection, the first for the period of April 10-16 when she went 2-0 in 3 appearances against FIU and Tulsa, allowing only 2 ER in 11.1 innings with 11 strikeouts, while limiting her opposition to a .214 batting average-against. Was also named AAC Pitcher of the Week for the period of April 24-30 for her efforts against Houston ... Threw the first seven-inning perfect game in program history, as well as the third perfect game in program history, in the Knights' 7-0 win vs. Houston April 28, also marking the 22nd no-hitter in program history ... Finished the season with a 1.65 ERA and a .184 batting average-against, the latter of which ranks 10th-lowest in a single season in program history ... Led the American Athletic Conference with 19 wins ... Led the Knights with 10 complete games and co-led the team with five solo shutouts ... Recorded a 2.87 ERA with 59 strikeouts against RPI top-75 teams ... Her 0.67 ERA in conference play was the lowest mark in the AAC, and her 1.65 ERA ranked second in The American ... Threw a seven-inning complete game against No. 20 South Carolina in the Knights' first game of the 2023 NCAA Tallahassee Regional, allowing just one run with four strikeouts ... Pushed her season-long scoreless innings streak to 29 straight between her April 21 start against South Florida and her May 5 start at Memphis, and had, at one point, faced 41 consecutive hitters between hits allowed, from the sixth inning of her April 23 start against South Florida and her April 30 start against Houston ... From Feb. 23-May 20 vs. No. 3 Florida State, she posted a 0.94 ERA (133.2 IP, 18 ER) with 108 strikeouts and a .161 batting average-against in 29 appearances (22 starts), allowing two runs or fewer in 27 of said 29 appearances ... Through the American Athletic Conference Tournament conclusion May 18, led AAC in season ERA (1.46) through 33 appearances (24 starts) spanning 138.2 IP ... Threw a career-high 8 IP during her complete-game, one-run effort in the Knights' 2-1 walk-off win over the South Florida Bulls April 21 ... Recorded a career-high nine strikeouts in six innings against Fresno State March 2 during the 2023 Judi Garman Classic in Fullerton, Calif ... Recorded her first career two-HR game Feb. 15 vs. Missouri.

SOPHOMORE | 2022, at WASHINGTON

Had a scoreless outing in four appearances ... Struck out a season-high three batters vs. Oklahoma State (Feb. 19) ... Hit a two-run home run in first plate appearance of the season vs. Long Beach State, had four RBI in the game (Feb. 11) ... Recorded four multi-hit games.

FRESHMAN | 2021, at WASHINGTON

PAC-12 ALL-ROOKIE TEAM

Named to the Pac-12 All-Freshman Team ... Made her Husky debut (Feb. 12) ... Began her first start with 5.1 hitless innings, retiring 16 straight (Feb. 28) ... Two scoreless innings of relief against Portland State (March 13) ... Doubled and scored at #14 Arizona State for her first collegiate hit (March 27) ... Threw 2.0 scoreless innings in relief in game one, then picked up her first career save in game two of the doubleheader against Cal (April 2) ... Threw 1.1 scoreless innings to make it back-to-back saves (April 3) ... Had a career-high four strikeouts at #2 UCLA (April 24) ... Solo home run and an RBI double in her first outfield start, at #2 UCLA (April 25) ... Two doubles against Utah (May 8) ... Singled at Stanford, moving her hit streak to seven games (May 13) ... Singled in the seventh at #1 Oklahoma (May 28).

HIGH SCHOOL

High school All-American ... Press Enterprise's Pitcher of the year ... Won back-to-back Southern Selection title at Norco ... Played club ball with the Corona Angels ... Also played basketball prior to college.

2023 Season Highs (Pitching)	
Innings Pitched: 8.0, vs. South Florida (4/21)	Fewest Hits (Min. 5 IP): 0, vs. Houston (4/28)
Strikeouts: 9, vs. Fresno State (3/2)	Most Hits: 6, 3x, last vs. South Carolina (5/19)
Fewest Runs (Min. 5 IP): 0, 7x, last vs. South Florida (5/12)	Fewest Walks (Min. 5 IP): 0, 3x, last at Memphis (5/5)
Most Runs: 5, vs. Louisiana (2/21)	Most Walks: 5, vs. South Florida (4/23)

Career Highs (Pitching)	
Innings Pitched: 8.0, vs. South Florida (4/21/23)	Fewest Hits (Min. 5 IP): 0, vs. Houston (4/28/23)
Strikeouts: 9, vs. Fresno State (3/2/23)	Most Hits: 8, at UCLA (4/24/21)
Fewest Runs (Min. 5 IP): 0, 8x, last vs. South Florida (5/12/23)	Fewest Walks (Min. 5 IP): 0, 3x, last at Memphis (5/5/23)
Most Runs: 6, 2x, last at UCLA (4/24/21)	Most Walks: 5, vs. South Florida (4/23/23)

2023 Season Highs (Hitting)	
At-Bats: 4, vs. Duke (2/18)	Home Runs: 2, vs. Missouri (2/15)
Runs: 2, 2x, last at Memphis (5/7)	RBI: 3, 2x, last vs. Gardner-Webb (6/2) (2/23)
Hits: 2, 2x, last at Memphis (5/7)	Walks: 3, vs. South Carolina (5/19)
Doubles: 1, at FGCU (4/5)	Stolen Bases: --
Triples: --	

Career Highs (Hitting)	
At-Bats: 4, 6x, last vs. Duke (2/18/23)	Home Runs: 2, vs. Missouri (2/15/23)
Runs: 2, 3x, last at Memphis (5/7/23)	RBI: 4, vs. Long Beach State (2/11/22)
Hits: 2, 8x, last at Memphis (5/7/23)	Walks: 3, vs. South Carolina (5/19/23)
Doubles: 2, vs. Utah (5/8/21)	Stolen Bases: --
Triples: --	

WILLIS' CAREER STATS (PITCHING)

YEAR	ERA	W	L	App	GS	CG	SHO	CBO	SV	IP	H	R	ER	BB	SO	2B	3B	HR	BF	OPP AVG.	WP	HBP	BK	SHA	SFA
2021 ^	3.94	2	2	15	6	0	0	0	2	32.0	29	22	18	25	26	3	0	3	151	.234	6	0	0	2	0
2022 ^	4.81	1	1	11	2	0	0	0	0	16.0	22	14	11	10	16	4	0	1	80	.328	3	1	0	2	0
2023	1.65	19	4	36	27	10	5	0	1	152.1	102	43	36	57	124	11	1	6	619	.184	15	3	0	4	2
TOTALS	2.27	22	7	62	35	10	5	0	3	200.1	153	79	65	92	166	18	1	10	850	.206	24	4	0	8	2

WILLIS' CAREER STATS (HITTING)

YEAR	AVG.	GP	GS	AB	R	H	2B	3B	HR	RBI	OBP	SLG	OPS	BB	HBP	SO	GDP	SF	SH	SB	SBA	PO	A	E	FLD%
2021 ^	.250	28	19	40	7	10	4	0	1	3	.268	.425	.693	0	1	9	0	0	0	0	0	6	8	1	.933
2022 ^	.241	32	18	58	8	14	2	0	3	11	.333	.431	.764	8	0	19	0	0	0	0	11	3	0	1.000	
2023	.228	53	39	79	9	18	1	0	4	14	.299	.392	.691	7	1	23	0	0	1	0	22	40	3	.954	
TOTALS	.237	113	76	177	24	42	7	0	8	28	.304	.412	.716	15	2	51	0	0	1	0	39	51	4	.957	

^ - Played at Washington

2024 Knights



#98 Sana Halajian

5th Year | RHP/DP
R/R | 5'9"
San Anselmo, Calif.
Drake HS | California

REDSHIRT-JUNIOR | 2023, at CALIFORNIA

Appeared in 34 games offensively for the Golden Bears, including 25 starts, hitting .228/.299/.494 (18-for-79) with three doubles, six home runs, 39 total bases and 14 RBI ... made 19 appearances in the circle, including five starts, recording a 4-4 record with a 5.38 ERA (50 ER, 65 IP) with 40 strikeouts and 29 walks ... recorded a season-high 8 strikeouts in her first pitching appearance of the season, a 7-inning complete game at Loyola Marymount Feb. 10 ... also hit her first home run of the season Feb. 10 vs. San Diego ... threw five scoreless innings against No. 2 UCLA in the Golden Bears' 8-0 upset run-rule victory March 11, allowing just 4 hits with 1 strikeout ... appeared in the circle in all three of Cal's games against UCLA March 10-12, allowing 4 runs on 14 hits in 12 innings pitched with

3 strikeouts ... hit a 2-run home run and threw 3 innings during the Golden Bears' 15-6 win at Oregon State March 18 ... threw 6 innings against then-No. 21 Utah May 11, allowing just 2 runs on 6 hits with 1 strikeout in relief ... was the lone pitcher of the four Golden Bears arms who saw action against No. 1 Oklahoma to hold the Sooners scoreless during the NCAA Norman Regional May 21, allowing just two hits in 1.2 innings; also added a 2-run single in the third inning to plate two of the Golden Bears' 3 runs.

**REDSHIRT-SOPHOMORE | 2022, at CALIFORNIA
SECOND TEAM ALL-PAC-12 SELECTION**

Appeared in 37 games with 26 starts in the circle, going 18-10 with a 3.87 ERA ... named Second Team All-Pac-12 ... 18 wins were fifth-most in the Pac-12 ... third on the team with a .350 batting average ... tied for team lead with 13 home runs ... second on team with a 1.066 OPS and .637 SLG ... collected six doubles ... tallied a season high three hits twice, against Dixie State on Feb. 11 and at San Diego on March 5 ... had 14 multi-hit games ... homered in all three games at Oregon March 25-27.

REDSHIRT-FRESHMAN | 2021, at CALIFORNIA

Appeared in 17 games in the circle with 11 starts with a 3.82 ERA ... posted a .407 slugging percentage with three home runs that ranked second on her team and 11 RBI that were tied for second ... started Cal's season opener, pitched 5.2 innings vs. Saint Mary's and went the distance at Stanford with seven strikeouts ... struck out four batters in two innings of work at Saint Mary's on April 6 ... accounted for all the scoring in Cal's 2-0 win at Oregon State with her two-run home run in the 1st ... crushed her first career home run during Cal's 21-4 win at Santa Clara, a three-run shot that capped the Bears' five-run fifth inning.

FRESHMAN | 2020, at CALIFORNIA

Did not see game action during the 2020 season, taking a redshirt.

HIGH SCHOOL

Attended Drake High School ... Finished top five at PFF with her club team, the Cal Nuggets.

2023 Season Highs (Pitching)	
Innings Pitched: 7.0, at Loyola Marymount (2/10)	Most Hits: 9, 2x, last at Arizona (5/6)
Strikeouts: 8, at Loyola Marymount (2/10)	Fewest Walks (Min. 5 IP): 1, vs. Utah (5/11)
Fewest Runs (Min. 5 IP): 0, vs. UCLA (3/11)	Most Walks: 4, at Arizona (5/6)
Most Runs: 7, at Loyola Marymount (2/10)	
Fewest Hits (Min. 5 IP): 4, vs. UCLA (3/11)	

2023 Season Highs (Hitting)	
At-Bats: 5, vs. Miami (OH) (3/4)	Home Runs: 1, 6x, last vs. Missouri (5/20)
Runs: 2, vs. San Diego (2/10)	RBI: 2, 4x, last vs. Oklahoma (5/21)
Hits: 2, 3x, last vs. Villanova (3/5)	Walks: 1, 6x, last vs. Missouri (5/20)
Doubles: 2, vs. Miami (OH) (3/4)	Stolen Bases: 1, vs. Arizona State (3/25)
Triples: --	

Career Highs (Pitching)	
Innings Pitched: 8.0, 2x, last at Utah (4/8/22)	(4/3/22)
Strikeouts: 9, 2x, last vs. Baylor (3/11/22)	Most Hits: 14, at Utah (4/8/22)
Fewest Runs (Min. 5 IP): 0, 3x, last vs. UCLA (3/11/23)	Fewest Walks (Min. 5 IP): 0, 3x, last at Hawaii (3/10/22)
Most Runs: 8, 3x, last at Miami (4/24/22)	
Fewest Hits (Min. 5 IP): 2, 2x, last vs. Oregon State	Most Walks: 6, at Oregon (3/27/22)

Career Highs (Hitting)	
At-Bats: 5, 2x, last vs. Miami (OH) (3/4/23)	Home Runs: 1, 22x, last vs. Missouri (5/20/23)
Runs: 2, 5x, last vs. San Diego (2/10/23)	RBI: 4, 2x, last at Oregon (3/27/22)
Hits: 3, 2x, last at U San Diego (3/5/22)	Walks: 3, 2x, last vs. Arizona (5/7/22)
Doubles: 2, 3x, last vs. Miami (OH) (3/4/23)	Stolen Bases: 3, vs. UC Davis (4/19/22)
Triples: --	

HALAJIAN'S CAREER STATS (PITCHING)

YEAR	ERA	W	L	App	GS	CG	SHO	CBO	SV	IP	H	R	ER	BB	SO	2B	3B	HR	BF	OPP AVG.	WP	HBP	BK	SHA	SFA
2021 ^	3.82	1	9	17	11	2	0	0	0	66.0	73	50	36	32	45	7	0	12	311	.273	9	5	0	4	3
2022 ^	3.87	18	10	37	26	14	2	0	1	172.0	181	110	95	64	119	32	2	23	760	.268	17	10	0	9	2
2023 ^	5.38	4	4	19	5	2	0	0	0	65.0	84	56	50	29	40	10	0	16	309	.310	4	6	0	3	0
TOTALS	4.18	23	23	73	42	18	2	0	1	303.0	338	216	181	125	204	49	2	51	1380	.279	30	21	0	16	5

HALAJIAN'S CAREER STATS (HITTING)

YEAR	AVG.	GP	GS	AB	R	H	2B	3B	HR	RBI	OBP	SLG	OPS	BB	HBP	SO	GDP	SF	SH	SB	SBA	PO	A	E	FLD%
2021 ^	.220	31	26	59	8	13	2	0	3	11	.387	.407	.794	14	2	21	2	0	0	0	0	1	12	4	.765
2022 ^	.350	55	55	157	27	55	6	0	13	43	.429	.637	1.066	21	3	30	2	3	0	5	6	5	37	1	.977
2023 ^	.228	34	25	79	11	18	3	0	6	14	.299	.494	.793	6	2	22	1	0	1	1	1	14	0	1.000	
TOTALS	.292	120	106	295	46	86	11	0	22	68	.387	.553	.940	41	7	73	5	3	1	6	7	7	63	5	.933

^ - Played at California

2024 Knights Freshmen



#2
Samantha
Rey

Freshman | INF
L/R | 5'2"
Salinas, Calif.
Notre Dame HS Salinas

HIGH SCHOOL

Attended Notre Dame High School Salinas, playing under head coach Tom Cardinale ... For her efforts during her junior 2022 campaign, was named Monterey Herald Player of the Year, league MVP, Cal-Hi 2022 All-State, First Team All-League, Extra Inning Softball First Team High School All-American, and 2022 CCS First Team ... Was awarded Cal-Hi Sports All-State First Team, Cal-Hi Sports All-State, and a First Team Underclassmen selection during her junior year ... With her club team, the Batbusters Stith 18-U, won the 2022 Alliance Fastpitch National Championship ... Also played tennis during her senior year, garnering 2022 league champion honors ... Was named to the honor roll and California Scholarship Federation during her high school tenure as well.

DID YOU KNOW?

Major: Undecided
Favorite Pro Athlete: Sis Bates/Dansby Swanson
Favorite Pro Team: San Francisco 49ers
Pre-Game Ritual: I put my right sock on before my left
Hidden Talent: I can shape my tongue into a 'W'
Favorite Off-Day Activity: Watch cartoon movies
Favorite Move: La La Land
Favorite Music Artist: Frank Ocean
Go-To Karaoke Song: Unwritten
Nickname Growing Up: Smalls
Second-Favorite Sport: Football
Dream Vacation Destination: Japan



#8
Sierra
Humphreys

Freshman | INF
R/R | 5-5
Corona, Calif.
Centennial HS

HIGH SCHOOL

Attended Centennial High School, playing under head coach Krista Humphreys, also her mother ... Was awarded All-Conference First Team honors in both her junior and sophomore seasons.

DID YOU KNOW?

Major: Business
Favorite Pro Athlete: Michael Jordan
Favorite Pro Team: LA Dodgers
Pre-Game Ritual: Get Starbucks and braid my hair
Hidden Talent: I can do a backflip
Favorite Off-Day Activity: Shopping
Favorite Move: Love & Basketball
Favorite Music Artist: Brent Faiyaz
Go-To Karaoke Song: Love - Keysha Cole
Nickname Growing Up: CC
Second-Favorite Sport: Basketball
Dream Vacation Destination: Jamaica



2024 Knights Freshmen



#10 Taylor Kittleman

Freshman | INF
L/R | 5'10"
Lancaster, Penn.
Manheim Township HS

DID YOU KNOW?

Major: Physical Education
 Hidden Talent: I can put a match out with my tongue
 Favorite Off-Day Activity: Playing with my cat, Waffles
 Favorite Move: Talladega Nights
 Go-To Karaoke Song: Into the Unknown
 Nickname Growing Up: T-Kizzle
 Second-Favorite Sport: Football

Dream Vacation Destination: Colorado

HIGH SCHOOL

Attended Manheim Township High School, playing under head coach Reilly Gearhart ... Was awarded Manheim Township Softball Most Valuable Player and First Team All-League selections during her junior and senior seasons ... Hit .500 during her junior season ... Was involved in many different clubs and organizations throughout her high school career, including Friends of Rachel, MiniThon, Morgan's Message and Link Crew ... Was an Honor Roll selection each of her four years in high school.



#16 Riley Strott

Freshman | C
R/R | 5'8"
Longwood, Fla.
Lake Brantley HS

DID YOU KNOW?

Major: Kinesiology
 Favorite Pro Team: Tampa Bay Buccaneers
 Favorite Off-Day Activity: Watch Netflix
 Favorite Move: Elf
 Favorite Music Artist: Morgan Wallen
 Go-To Karaoke Song: Party in the USA
 Nickname Growing Up: Ki
 Second-Favorite Sport: Lacrosse

Dream Vacation Destination: Greece

HIGH SCHOOL

Attended Lake Brantley High School, playing under head coach Jacob Stanley ... Aided the Patriots in their runner-up finish in the state championship during her junior season and was awarded Second Team All-Conference. Served as a team captain and helped her squad to district and regional championships ... Earned First Team All-Conference, Offensive Player of the Year and 2021 7A All-State Team honors en route to helping lead her team to a district championship ... Was also named to the Seminole Athletic Conference All-Academic Team from 2019-2022, as well as the National Honor Society in 2022 ... As a member of the Tennessee Mojo Danley/Fisher club team, won the 2018 12-U PGF National Championship and 2022 18-U Top Gun Invitational Championship, and finished as the runners-up in the IDT 16-U tournament.



2024 Knights Freshmen



#21
Isabella
Vega

Freshman | RHP
R/R | 5'5"
Bradenton, Fla.
Parrish Community HS

DID YOU KNOW?

Major: Kinesiology
Favorite Pro Athlete: Cat Osterman
Favorite Pro Team: Tampa Bay Buccaneers
Pre-Game Ritual: Listening to music
Favorite Off-Day Activity: Read and watch movies
Favorite Move: Jurassic World
Favorite Music Artist: Taylor Swift

Go-To Karaoke Song: Blank Space
Nickname Growing Up: Isa
Second-Favorite Sport: Football
Dream Vacation Destination: Italy

HIGH SCHOOL

Attended Parrish Community High School, playing under head coach Erin Spivey ... Was nominated for the Golden Herald award during her senior 2023 campaign ... Was named to the Herald Tribune All-Area Team during her junior 2022 slate, also earning FACA District 16 Class 3A Player of the Year and Parrish Community High School Player of the Year honors after posting a 0.65 ERA, 0.59 WHIP, and a .127 batting average-against accompanied by 195 strikeouts ... Represented a selection to the SFL Sun Sentinel Spring 2021 All-County First Team as well as the Spring 2021 All-Broward 7A-5A Second Team ... Also played for the Tampa Mustangs club team ... Was a member of HOSA during her freshman and sophomore years.



#26
Samantha
Delhoyo

Freshman | UTL
L/R | 5'10"
Flemington, N.J.
Hunterdon Central Regional HS

DID YOU KNOW?

Major: Kinesiology
Favorite Pro Athlete: Derek Jeter
Favorite Pro Team: New York Yankees
Pre-Game Ritual: Listening to my parents' favorite songs (Elton John)
Hidden Talent: Drawing
Favorite Off-Day Activity: Going to the beach, or sleeping
Favorite Move: Creed

Favorite Music Artist: Adele
Go-To Karaoke Song: Halo - Beyonce
Nickname Growing Up: Mampa
Second-Favorite Sport: Basketball
Dream Vacation Destination: Cancun

FRESHMAN | 2024

Helped the Puerto Rican National Team to a Silver Medal finish at the Pan American Games in Santiago, Chile from Oct. 29-Nov. 4, 2023.

HIGH SCHOOL

Won the Bronze medal with the Puerto Rican Junior National Team in 2021 ... Attended Hunterdon Central Regional High School, playing under head coach Kelly Rieder ... Hit .444 during her 2023 senior campaign, pushing her career average to .434; completed her high school career with 147 total hits and 119 runs scored ... Hit for a .435 average during her junior season as a varsity softball captain, scoring 27 runs and driving in 18 to help lead her team to a third straight HWS County Championship; was also named softball MVP, First Team All-Conference for the second straight season, and a NJ's Girls and Women in Sports Award recipient; eclipsed 100 hits in her high school career ... Recorded a .434 average en route to a second consecutive HWS County Championship; was also named First Team All-Conference after scoring 46 runs and collecting 27 RBI ... Hit .416 during her freshman season, scoring 20 runs and collecting 30 hits in earning Second Team All-Conference honors; helped her team to the HWS County Championship ... Also participated in winter track, hurdles and sprints during her sophomore year ... Took Honors College English and AP Lang, and was a member of Black Student Union Club, Connect Club and Bridges Club ... Made the honor roll in both 2019 and 2020.

2024 Knights Freshmen



#42
Alexis
Morgan

Freshman | OF
L/R | 5'4"
Centreville, Va.
Westfield HS

HIGH SCHOOL

Attended Westfield High School, playing under head coach Donnie Dutton ... Earned All-District First Team, All-Regional First Team, VHSL Class 6A All-State Team Outfielder, and Spring All-Metro First Team Outfielder honors during her junior season in 2022 ... Was named All-District First Team Outfielder as well as All-Regional First Team Outfielder during her sophomore season in 2021 ... Contributed to a trio of club championship teams, including Mojo Lunsford 18-U and LLG Wools (14-U and 12-U) ... Was a part of the Alliance Fastpitch National Championship team, as well as the second place-finishing Colorado Sparkler squad, both in 2022 ... Was also a part of the National Honor Society, Pre Med Club, Black Student Union, College Partnership Program, AVID, HOSA and GRACE throughout her high school tenure.

DID YOU KNOW?

Major: Health Sciences (Pre-Clinical Track)
Favorite Pro Athlete: Serena Williams
Favorite Pro Team: Golden State Warriors
Pregame Ritual: Listening to music
Favorite Off-Day Activity: Watching TV
Favorite Movie: The Hunger Games
Favorite Music Artist: SZA

Go-To Karaoke Song: Love - Keyshia Cole
Nickname Growing Up: Lex
Second-Favorite Sport: Football
Dream Vacation Destination: Bora Bora





FACTS AND FIGURES

2024 UCF SOFTBALL



BIG 12 CONFERENCE

2023 Season Stats

2023 UCF Softball Overall Statistics for UCF (as of Oct 12, 2023) (All games Sorted by Batting avg)

Record: 40-21 Home: 23-6 Away: 10-7 Neutral: 7-8 Conference: 15-3

Player	avg	gp-gs	ab	r	h	2b	3b	hr	rbi	tb	slg%	bb	hp	so	gdp	ob%	sf	sh	sb-att	po	a	e	fld%		
12 Chloe Evans	.355	61-61	186	38	66	16	8	6	49	116	.624	13	6	22	1	.411	2	2	5-7	58	7	2	.970		
3 Aubrey Evans	.338	58-54	142	27	48	18	1	2	30	74	.521	26	2	11	0	.439	3	4	2-2	47	83	8	.942		
15 Shelli DiPuma	.333	16-0	6	3	2	0	0	0	3	2	.333	3	0	0	0	.556	0	0	1-1	0	0	0	.000		
5 Micaela Macario	.308	47-43	107	22	33	3	2	2	12	46	.430	8	1	15	0	.359	1	1	5-5	63	67	6	.956		
20 Katie Burge	.304	47-20	69	13	21	2	3	0	4	29	.420	1	2	12	0	.329	1	2	4-4	18	4	0	1.000		
1 Jasmine Williams	.302	61-61	182	33	55	9	0	6	28	82	.451	6	2	20	0	.325	4	3	6-9	73	132	9	.958		
7 Johneisha Rowe	.302	61-51	139	23	42	2	0	0	5	44	.317	6	0	25	0	.331	0	2	11-12	57	5	1	.984		
17 Jada Cody	.301	57-57	173	48	52	12	4	7	26	93	.538	29	2	21	1	.403	2	1	3-5	113	76	10	.950		
24 Savannah Adams	.300	41-25	80	10	24	4	0	6	22	46	.575	4	0	21	2	.326	2	0	1-1	2	0	0	1.000		
22 Kennedy Searcy	.291	59-54	165	33	48	5	3	1	24	62	.376	16	2	28	0	.359	1	2	17-21	63	22	6	.934		
46 Shannon Doherty	.268	60-60	164	28	44	3	0	9	38	74	.451	27	9	15	2	.394	3	1	6-7	452	9	4	.991		
16 Olivia Elliott	.259	26-7	27	7	7	1	0	1	6	11	.407	1	1	3	0	.300	1	0	1-1	2	0	0	1.000		
66 Sarah Willis	.228	43-29	79	9	18	1	0	4	14	31	.392	7	1	23	0	.299	0	1	0-0	22	40	3	.954		
33 Averi Wong	.222	14-1	9	1	2	0	0	0	2	2	.222	1	0	3	0	.300	0	0	0-0	0	0	0	.000		
9 Emmerson Lee	.167	16-5	12	0	2	0	0	0	0	2	.167	1	0	1	0	.231	0	2	0-0	39	4	4	.915		
23 Allyse Volpe	.125	6-2	8	0	1	1	0	0	2	2	.250	0	0	3	0	.125	0	0	0-0	2	0	0	1.000		
35 Carson Frier	.114	50-36	35	0	4	0	0	0	2	4	.114	5	0	12	1	.225	0	5	0-0	194	13	1	.995		
11 Macy Miles	.000	6-0	5	0	0	0	0	0	0	0	.000	0	0	2	1	.000	0	0	0-0	0	2	0	1.000		
2 Nehanda Lewis	.000	10-0	4	3	0	0	0	0	0	0	.000	0	0	2	0	.000	0	0	0-0	0	0	0	.000		

6 Angelina DeVoe	.000	1-0	0	0	0	0	0	0	0	0	.000	0	0	0	0	.000	0	0	0-0	2	11	0	1.000		
Totals	.295	61	1592	298	469	77	21	44	267	720	.452	154	28	239	8	.363	20	26	62-75	1213	507	58	.967		
Opponents	.219	61	1510	194	330	57	3	24	170	465	.308	178	26	308	16	.310	10	22	41-50	1157	426	74	.955		

LOB - Team (369), Opp (344). DPs turned - Team (27), Opp (13). CI - Team (1), J. Cody 1, Opp (1). IBB - Team (2), J. Cody 2.
Picked off - J. Williams 1.

(All games Sorted by Earned run avg)

Player	era	w-l	app	gs	cg	sho	sv	ip	h	r	er	bb	so	2b	3b	hr	b/avg	wp	hp	bk	sfa	sha
66 Sarah Willis	1.65	19-4	36	27	10	5/4	1	152.1	102	43	36	57	124	11	1	6	.184	15	3	0	2	4
55 Grace Jewell	2.28	12-6	32	19	6	5/2	3	122.2	80	48	40	45	72	15	2	5	.180	7	6	0	5	7
18 Kaitlyn Felton	3.80	6-6	26	13	3	0/1	2	77.1	83	51	42	43	73	17	0	5	.275	6	5	0	1	5
6 Angelina DeVoe	4.31	3-5	30	1	0	0/2	0	39.0	34	29	24	23	30	6	0	4	.234	6	8	0	1	4
11 Macy Miles	9.00	0-0	8	0	0	0/0	0	7.0	13	10	9	4	6	2	0	2	.419	2	1	0	1	1
4 Katelyn Cochran	14.00	0-0	5	1	0	0/0	0	5.0	15	10	10	4	2	6	0	1	.536	0	1	0	0	1
28 Madison Applebe	21.00	0-0	2	0	0	0/0	0	1.0	3	3	3	2	1	0	0	1	.500	1	2	0	0	0
Totals	2.84	40-21	61	61	19	14/4	6	404.1	330	194	164	178	308	57	3	24	.219	37	26	0	10	22
Opponents	4.48	21-40	61	61	19	7/0	2	385.2	469	298	247	154	239	77	21	44	.295	50	28	0	20	26

PB - Team (7), C. Frier 3, E. Lee 2, A. Evans 2, Opp (10). SBA/ATT - C. Frier (21-26), S. Willis (18-20), K. Felton (11-13), J. Cody (7-10), E. Lee (7-8), G. Jewell (3-7), A. DeVoe (7-7), A. Evans (6-6), K. Cochran (2-3).

2023 Conference Stats

Record: 15-3 Home: 7-2 Away: 8-1 Conference: 15-3

Player	avg	gp-gs	ab	r	h	2b	3b	hr	rbi	tb	slg%	bb	hp	so	gdp	ob%	sf	sh	sb-att	po	a	e	fld%		
22 Kennedy Searcy	.439	18-18	57	16	25	2	0	0	8	27	.474	9	1	3	0	.522	0	2	10-14	35	11	0	1.000		
5 Micaela Macario	.395	15-15	38	9	15	0	0	1	6	18	.474	4	0	5	0	.442	1	0	2-2	20	27	1	.979		
12 Chloe Evans	.370	18-18	54	8	20	5	1	1	15	30	.556	6	3	5	0	.446	2	0	4-4	20	0	1	.952		
3 Aubrey Evans	.354	18-18	48	10	17	5	0	1	14	25	.521	10	2	3	0	.460	3	0	0-0	5	14	2	.905		
66 Sarah Willis	.333	9-5	12	2	4	0	0	1	2	7	.583	1	0	1	0	.385	0	0	0-0	2	16	3	.857		
1 Jasmine Williams	.328	18-18	58	7	19	1	0	0	8	20	.345	1	1	3	0	.339	2	1	3-5	26	57	3	.965		
46 Shannon Doherty	.320	18-18	50	12	16	3	0	4	14	31	.620	10	4	1	1	.462	1	0	2-2	147	3	0	1.000		
24 Savannah Adams	.296	13-7	27	5	8	2	0	2	11	16	.593	2	0	6	1	.323	2	0	0-0	0	0	0	.000		
17 Jada Cody	.292	15-15	48	16	14	5	2	3	8	32	.667	9	1	2	1	.407	1	0	0-0	25	22	3	.940		
7 Johnneisha Rowe	.271	18-18	48	7	13	1	0	0	3	14	.292	3	0	4	0	.314	0	1	4-5	23	0	0	1.000		
20 Katie Burge	.250	13-4	20	4	5	0	0	0	0	5	.250	1	1	4	0	.318	0	0	3-3	8	3	0	1.000		
35 Carson Frier	.158	15-13	19	0	3	0	0	0	0	3	.158	3	0	4	1	.273	0	2	0-0	59	3	0	1.000		
16 Olivia Elliott	.000	7-0	3	2	0	0	0	0	0	0	.000	0	1	0	0	.250	0	0	0-0	0	0	0	.000		
15 Shelli DiPuma	.000	4-0	2	0	0	0	0	0	0	0	.000	1	0	0	0	.333	0	0	1-1	0	0	0	.000		
11 Macy Miles	.000	1-0	1	0	0	0	0	0	0	0	.000	0	0	0	0	.000	0	0	0-0	0	0	0	.000		
9 Emmerson Lee	.000	3-0	1	0	0	0	0	0	0	0	.000	1	0	0	0	.500	0	0	0-0	0	0	0	.000		
33 Averi Wong	.000	3-0	0	0	0	0	0	0	0	0	.000	0	0	0	0	.000	0	0	0-0	0	0	0	.000		

2 Nehanda Lewis	.000	2-0	0	1	0	0	0	0	0	0	.000	0	0	0	0	.000	0	0	0-0	0	0	0	.000		
Totals	.327	18	486	99	159	24	3	13	89	228	.469	61	14	41	4	.408	12	6	29-36	371	161	14	.974		
Opponents	.178	18	450	35	80	11	1	6	32	111	.247	44	5	77	6	.259	0	6	6-8	352	141	18	.965		

LOB - Team (129), Opp (99). DPs turned - Team (8), Opp (6). CI - Team (0), Opp (1). IBB - Team (1), J. Cody 1.

(Conference games only Sorted by Earned run avg)

Player	era	w-l	app	gs	cg	sho	sv	ip	h	r	er	bb	so	2b	3b	hr	b/avg	wp	hp	bk	sfa	sha
11 Macy Miles	0.00	0-0	1	0	0	0/0	0	0.0	1	0	0	0	0	0	0	0	1.000	0	1	0	0	0
66 Sarah Willis	0.79	8-0	12	11	5	3/2	0	62.0	31	8	7	19	44	3	0	2	.143	5	0	0	0	2
55 Grace Jewell	2.20	6-2	10	5	2	1/1	1	47.2	33	15	15	13	26	7	1	2	.185	2	3	0	0	3
6 Angelina DeVoe	4.94	0-0	6	0	0	0/1	0	5.2	5	4	4	5	3	0	0	1	.238	0	1	0	0	1
18 Kaitlyn Felton	5.88	1-1	4	2	0	0/0	1	8.1	10	8	7	7	4	1	0	1	.303	0	0	0	0	0
Totals	1.87	15-3	18	18	7	6/2	2	123.2	80	35	33	44	77	11	1	6	.178	7	5	0	0	6
Opponents	4.95	3-15	18	18	5	1/0	0	117.1	159	99	83	61	41	24	3	13	.327	17	14	0	12	6

PB - Team (1), E. Lee 1, Opp (2). SBA/ATT - C. Frier (6-7), S. Willis (6-7), K. Felton (0-1), J. Cody (0-1).

2023 Batting Leaders

Hitting minimums - 4 Games 1 AB 1.0 AB/Game 2.0 TPA/Game
 Pitching minimums - 1 Games 1 IP 1 Decisions 1.0 IP/Game

Batting avg		Slugging pct		On base pct	
1. 12 Chloe Evans	.355	1. 12 Chloe Evans	.624	1. 3 Aubrey Evans	.439
2. 3 Aubrey Evans	.338	2. 17 Jada Cody	.538	2. 12 Chloe Evans	.411
3. 1 Jasmine Williams	.302	3. 3 Aubrey Evans	.521	3. 17 Jada Cody	.403
4. 7 Johneisha Rowe	.302	4. 46 Shannon Doherty	.451	4. 46 Shannon Doherty	.394
5. 17 Jada Cody	.301	5. 1 Jasmine Williams	.451	5. 22 Kennedy Searcy	.359
Runs scored		Hits		Runs batted in	
1. 17 Jada Cody	48	1. 12 Chloe Evans	66	1. 12 Chloe Evans	49
2. 12 Chloe Evans	38	2. 1 Jasmine Williams	55	2. 46 Shannon Doherty	38
3. 1 Jasmine Williams	33	3. 17 Jada Cody	52	3. 3 Aubrey Evans	30
4. 22 Kennedy Searcy	33	4. 22 Kennedy Searcy	48	4. 1 Jasmine Williams	28
5. 46 Shannon Doherty	28	3 Aubrey Evans	48	5. 17 Jada Cody	26
Doubles		Triples		Home runs	
1. 3 Aubrey Evans	18	1. 12 Chloe Evans	8	1. 46 Shannon Doherty	9
2. 12 Chloe Evans	16	2. 17 Jada Cody	4	2. 17 Jada Cody	7
3. 17 Jada Cody	12	3. 22 Kennedy Searcy	3	3. 1 Jasmine Williams	6
4. 1 Jasmine Williams	9	20 Katie Burge	3	24 Savannah Adams	6
5. 22 Kennedy Searcy	5	5. 5 Micaela Macario	2	12 Chloe Evans	6
Total bases		Walks		Hit by pitch	
1. 12 Chloe Evans	116	1. 17 Jada Cody	29	1. 46 Shannon Doherty	9
2. 17 Jada Cody	93	2. 46 Shannon Doherty	27	2. 12 Chloe Evans	6
3. 1 Jasmine Williams	82	3. 3 Aubrey Evans	26	3. 5 tied at...	2
4. 3 Aubrey Evans	74	4. 22 Kennedy Searcy	16		
46 Shannon Doherty	74	5. 12 Chloe Evans	13		
Sac bunts		Sac flies		Stolen bases	
1. 35 Carson Frier	5	1. 1 Jasmine Williams	4	1. 22 Kennedy Searcy	17
2. 3 Aubrey Evans	4	2. 3 Aubrey Evans	3	2. 7 Johneisha Rowe	11
3. 1 Jasmine Williams	3	46 Shannon Doherty	3	3. 46 Shannon Doherty	6
4. 5 tied at.....	2	4. 3 tied at...	2	1 Jasmine Williams	6
				5. 2 tied at.....	5
Caught stealing		Steal attempts		Stolen base pct	
1. 22 Kennedy Searcy	4	1. 22 Kennedy Searcy	21	1. 3 Aubrey Evans	1.000
2. 1 Jasmine Williams	3	2. 7 Johneisha Rowe	12	2. 7 Johneisha Rowe	.917
3. 12 Chloe Evans	2	3. 1 Jasmine Williams	9	3. 46 Shannon Doherty	.857
17 Jada Cody	2	4. 12 Chloe Evans	7	4. 22 Kennedy Searcy	.810
5. 2 tied at.....	1	46 Shannon Doherty	7	5. 12 Chloe Evans	.714
Strikeouts		Grounded into DP		Total plate appearances	
1. 22 Kennedy Searcy	28	1. 46 Shannon Doherty	2	1. 12 Chloe Evans	209
2. 7 Johneisha Rowe	25	24 Savannah Adams	2	2. 17 Jada Cody	207
3. 66 Sarah Willis	23	3. 4 tied at.....	1	3. 46 Shannon Doherty	204
4. 12 Chloe Evans	22			4. 1 Jasmine Williams	197
5. 2 tied at.....	21			5. 22 Kennedy Searcy	186
At bats		Games played		Game starts	
1. 12 Chloe Evans	186	1. 12 Chloe Evans	61	1. 1 Jasmine Williams	61
2. 1 Jasmine Williams	182	1 Jasmine Williams	61	12 Chloe Evans	61
3. 17 Jada Cody	173	7 Johneisha Rowe	61	3. 46 Shannon Doherty	60
4. 22 Kennedy Searcy	165	4. 46 Shannon Doherty	60	4. 17 Jada Cody	57
5. 46 Shannon Doherty	164	5. 22 Kennedy Searcy	59	5. 2 tied at.....	54
Games as sub					
1. 20 Katie Burge	27				
2. 16 Olivia Elliott	19				
3. 15 Shelli DiPuma	16				
24 Savannah Adams	16				
5. 2 tied at.....	14				

2023 Pitching Leaders

Hitting minimums - 4 Games 1 AB 1.0 AB/Game 2.0 TPA/Game
Pitching minimums - 1 Games 1 IP 1 Decisions 1.0 IP/Game

Earned run avg		Opposing bat avg		Won-loss pct	
1. 66 Sarah Willis	1.65	1. 55 Grace Jewell	.180	1. 66 Sarah Willis	.826
2. 55 Grace Jewell	2.28	2. 66 Sarah Willis	.184	2. 55 Grace Jewell	.667
3. 18 Kaitlyn Felton	3.80	3. 18 Kaitlyn Felton	.275	3. 18 Kaitlyn Felton	.500
Wins		Losses		Saves	
1. 66 Sarah Willis	19	1. 18 Kaitlyn Felton	6	1. 55 Grace Jewell	3
2. 55 Grace Jewell	12	55 Grace Jewell	6	2. 18 Kaitlyn Felton	2
3. 18 Kaitlyn Felton	6	3. 6 Angelina DeVoe	5	3. 66 Sarah Willis	1
4. 6 Angelina DeVoe	3	4. 66 Sarah Willis	4		
Innings pitched		Batters struck out		Appearances	
1. 66 Sarah Willis	152.1	1. 66 Sarah Willis	124	1. 66 Sarah Willis	36
2. 55 Grace Jewell	122.2	2. 18 Kaitlyn Felton	73	2. 55 Grace Jewell	32
3. 18 Kaitlyn Felton	77.1	3. 55 Grace Jewell	72	3. 6 Angelina DeVoe	30
		4. 6 Angelina DeVoe	30	4. 18 Kaitlyn Felton	26
		5. 11 Macy Miles	6	5. 11 Macy Miles	8
Games started		Games finished		Games in relief	
1. 66 Sarah Willis	27	1. 6 Angelina DeVoe	12	1. 6 Angelina DeVoe	29
2. 55 Grace Jewell	19	2. 18 Kaitlyn Felton	10	2. 18 Kaitlyn Felton	13
3. 18 Kaitlyn Felton	13	3. 55 Grace Jewell	9	55 Grace Jewell	13
4. 6 Angelina DeVoe	1	4. 66 Sarah Willis	7	4. 66 Sarah Willis	9
4 Katelyn Cochran	1	5. 11 Macy Miles	3	5. 11 Macy Miles	8
Wild pitches		Balks		Hit batters	
1. 66 Sarah Willis	15			1. 6 Angelina DeVoe	8
2. 55 Grace Jewell	7			2. 55 Grace Jewell	6
3. 18 Kaitlyn Felton	6			3. 18 Kaitlyn Felton	5
6 Angelina DeVoe	6			4. 66 Sarah Willis	3
5. 11 Macy Miles	2			5. 28 Madison Applebe	2
Intentional BB allowed		Runners picked off		Batters SO out looking	
				1. 66 Sarah Willis	34
				2. 18 Kaitlyn Felton	17
				3. 6 Angelina DeVoe	9
				4. 55 Grace Jewell	7
				5. 11 Macy Miles	2
Sac bunts allowed		Sac flies allowed		Hits allowed	
1. 55 Grace Jewell	7	1. 55 Grace Jewell	5	1. 55 Grace Jewell	80
2. 18 Kaitlyn Felton	5	2. 66 Sarah Willis	2	2. 18 Kaitlyn Felton	83
3. 6 Angelina DeVoe	4	3. 11 Macy Miles	1	3. 66 Sarah Willis	102
66 Sarah Willis	4	6 Angelina DeVoe	1		
5. 2 tied at.....	1	18 Kaitlyn Felton	1		
Runs allowed		Earned runs allowed		Walks allowed	
1. 66 Sarah Willis	43	1. 66 Sarah Willis	36	1. 18 Kaitlyn Felton	43
2. 55 Grace Jewell	48	2. 55 Grace Jewell	40	2. 55 Grace Jewell	45
3. 18 Kaitlyn Felton	51	3. 18 Kaitlyn Felton	42	3. 66 Sarah Willis	57
Doubles allowed		Triples allowed		Home runs allowed	
1. 66 Sarah Willis	11	1. 18 Kaitlyn Felton	0	1. 55 Grace Jewell	5
2. 55 Grace Jewell	15	2. 66 Sarah Willis	1	18 Kaitlyn Felton	5
3. 18 Kaitlyn Felton	17	3. 55 Grace Jewell	2	3. 66 Sarah Willis	6

2023 Season Highs (Team)

Batting

At bats:	37	-	at Memphis (May 05, 2023)
Runs scored:	13	-	at Tulsa (Apr 16, 2023)
Hits:	14	-	at FGCU (Apr 05, 2023)
RBI's:	13	-	at Tulsa (Apr 16, 2023)
Doubles:	5	-	vs Kennesaw State (Mar 11, 2023)
Triples:	2	-	(4 times)
Home runs:	5	-	vs Missouri (Feb 14, 2023)
Total bases:	28	-	vs Missouri (Feb 14, 2023)
Walks:	8	-	at Tulsa (Apr 16, 2023)
Strikeouts:	13	-	vs LMU (Mar 03, 2023 at Fullerton, Calif.)
Sac hits:	2	-	(5 times)
Sac flies:	3	-	at East Carolina (Apr 02, 2023)
Stolen bases:	6	-	at Memphis (May 07, 2023)
Hit by pitch:	3	-	vs Memphis (May 11, 2023 at Tampa, Fla.)
Caught stealing:	2	-	vs Boise State (Feb 10, 2023)
			2 - at Tulsa (Apr 15, 2023)
Runners LOB:	13	-	at Tulsa (Apr 14, 2023)
Hit into DP:	2	-	at Florida (Mar 08, 2023)
			2 - vs Wichita State (Mar 26, 2023)

Fielding

Putouts:	27	-	vs Duke (Feb 18, 2023 at Clearwater, Fla.)
			27 - at Memphis (May 05, 2023)
Assists:	16	-	vs South Florida (Apr 21, 2023)
Errors:	4	-	vs LMU (Mar 03, 2023 at Fullerton, Calif.)
Passed balls:	1	-	(7 times)
DPs turned:	3	-	vs South Florida (May 12, 2023)

Pitching

Innings pitched:	9.0	-	vs Duke (Feb 18, 2023 at Clearwater, Fla.)
			9.0 - at Memphis (May 05, 2023)
Runs allowed:	15	-	vs Louisville (Feb 26, 2023)
Earned runs:	15	-	vs Louisville (Feb 26, 2023)
Walks allowed:	8	-	vs Georgia (Feb 09, 2023)
			8 - vs Texas A&M (Feb 17, 2023 at Clearwater, Fla.)
Strikeouts:	13	-	vs UMass (Feb 10, 2023)
			13 - vs Boise State (Feb 10, 2023)
Hits allowed:	16	-	vs Louisville (Feb 26, 2023)
Doubles allowed:	5	-	vs Louisville (Feb 26, 2023)
Triples allowed:	1	-	vs Louisville (Feb 26, 2023)
			1 - at Florida (Mar 08, 2023)
			1 - vs Wichita State (Mar 26, 2023)
Homers allowed:	3	-	vs Texas A&M (Feb 17, 2023 at Clearwater, Fla.)
Wild pitches:	3	-	vs Texas A&M (Feb 17, 2023 at Clearwater, Fla.)
			3 - vs Duke (Feb 18, 2023 at Clearwater, Fla.)
			3 - vs Louisville (Feb 24, 2023)
Hit batters:	2	-	(5 times)

2023 Season Highs (Individual)

Batting

At bats:	5	- (5 times)
Runs scored:	4	- Chloe Evans at Tulsa (Apr 16, 2023)
Hits:	3	- (18 times)
RBIs:	6	- Shannon Doherty at Tulsa (Apr 16, 2023)
Doubles:	3	- Aubrey Evans vs Kennesaw State (Mar 11, 2023)
Triples:	2	- Chloe Evans vs FIU (Apr 11, 2023)
Home runs:	2	- Sarah Willis vs Missouri (Feb 14, 2023)
	2	- Shannon Doherty at Tulsa (Apr 16, 2023)
Total bases:	9	- Shannon Doherty at Tulsa (Apr 16, 2023)
Walks:	3	- Jada Cody vs Toledo (Mar 11, 2023)
	3	- Carson Frier at Tulsa (Apr 16, 2023)
	3	- Sarah Willis vs South Carolina (May 19, 2023 at Tallahassee, Fla.)
Strikeouts:	3	- Sarah Willis vs Duke (Feb 18, 2023 at Clearwater, Fla.)
	3	- Savannah Adams vs Alabama (Feb 18, 2023 at Clearwater, FL)
	3	- Shannon Doherty vs LMU (Mar 03, 2023 at Fullerton, Calif.)
Sac hits:	1	- (26 times)
Sac flies:	2	- Jasmine Williams at East Carolina (Apr 02, 2023)
Stolen bases:	2	- Kennedy Searcy vs Wichita State (Mar 26, 2023)
	2	- Kennedy Searcy at Memphis (May 07, 2023)
Hit by pitch:	2	- Chloe Evans at Memphis (May 05, 2023)
	2	- Shannon Doherty vs Memphis (May 11, 2023 at Tampa, Fla.)
Caught stealing:	2	- Kennedy Searcy at Tulsa (Apr 15, 2023)
Runners LOB:	5	- Kennedy Searcy at Memphis (May 05, 2023)
	5	- Shannon Doherty vs Florida State (May 20, 2023)

Fielding

Putouts:	14	- Shannon Doherty vs South Florida (Apr 21, 2023)
	14	- Shannon Doherty at Memphis (May 05, 2023)
Assists:	8	- Jasmine Williams vs South Florida (Apr 21, 2023)
	8	- Jasmine Williams at Memphis (May 05, 2023)
Errors:	2	- Emmerson Lee vs Missouri (Feb 14, 2023)
	2	- Aubrey Evans vs North Florida (Mar 29, 2023)
Passed balls:	1	- (7 times)

Pitching

Innings pitched:	8.0	- Sarah Willis vs South Florida (Apr 21, 2023)
Runs allowed:	6	- Katelyn Cochran vs Louisville (Feb 26, 2023)
Earned runs:	6	- Katelyn Cochran vs Louisville (Feb 26, 2023)
Walks allowed:	5	- Kaitlyn Felton at Oklahoma State (Mar 17, 2023)
	5	- Sarah Willis vs South Florida (Apr 23, 2023)
Strikeouts:	13	- Kaitlyn Felton vs UMass (Feb 10, 2023)
Hits allowed:	8	- Katelyn Cochran vs Louisville (Feb 26, 2023)
Doubles allowed:	3	- Kaitlyn Felton vs Missouri (Feb 14, 2023)
	3	- Katelyn Cochran vs Louisville (Feb 26, 2023)
	3	- Grace Jewell vs Houston (Apr 29, 2023)
Triples allowed:	1	- Grace Jewell vs Louisville (Feb 26, 2023)
	1	- Sarah Willis at Florida (Mar 08, 2023)
	1	- Grace Jewell vs Wichita State (Mar 26, 2023)

2023 Game Summaries

Score by innings	1	2	3	4	5	6	7	8	9	EX	Total
UCF	58	42	48	43	41	43	21	1	1	0	298
Opponents	22	24	25	31	38	25	27	1	0	1	194

Record when ...

Overall	40-21	After 4 leading	33-4
Conference	15-3 trailing	5-15
Non-Conference	25-18 tied	2-2
Home games	23-6	After 5 leading	26-3
Away games	10-7 trailing	4-15
Neutral site	7-8 tied	3-1
Day games	26-10	After 6 leading	25-2
Night games	14-11 trailing	2-14
vs Left starter	10-4 tied	2-3
vs Right starter	30-17		
1-Run games	8-5	Hit 0 home runs	20-15
2-Run games	5-3	... 1 home run	14-2
5+Run games	20-9	... 2+ home runs	6-4
Extra innings	1-2		
Shutouts	14-7	Opponent 0 home runs	35-10
	 1 home run	5-4
	 2+ HRs	0-7
Scoring 0-2 runs	6-12		
..... 3-5 runs	9-7		
..... 6-9 runs	21-2	Made 0 errors	14-9
..... 10+ runs	4-0 1 error	17-5
	 2+ errors	9-7
Opponent 0-2 runs	33-2		
..... 3-5 runs	6-7	Opp. made 0 errors	12-9
..... 6-9 runs	1-8 1 error	11-6
..... 10+ runs	0-4 2+ errors	17-6
Scored in 1st inning	23-5	Out-hit opponent	36-7
Opp. scored in 1st	9-7	Out-hit by opponent	2-14
Scores first	28-8	Hits are tied	2-0
Opp. scores first	12-13		

Record when team scores:

Runs	0	1	2	3	4	5	6	7	8	9	10+
W-L	0-7	2-3	4-2	5-2	3-2	1-3	4-1	4-0	7-1	6-0	4-0

Record when opponent scores:

Runs	0	1	2	3	4	5	6	7	8	9	10+
W-L	14-0	12-0	7-2	3-1	1-4	2-2	0-3	0-1	1-3	0-1	0-4

Record when leading after:

Inn.	1	2	3	4	5	6
W-L	21-5	29-3	31-6	33-4	26-3	25-2

Record when trailing after:

Inn.	1	2	3	4	5	6
W-L	3-6	4-10	4-12	5-15	4-15	2-14

Record when tied after:

Inn.	1	2	3	4	5	6
W-L	16-10	7-8	5-3	2-2	3-1	2-3

Current losing streak: 2

Longest winning streak: 14

Longest losing streak: 5

Home attendance : 21317 (29 dates avg = 735)

Away attendance : 16571 (32 dates avg = 517)

Total attendance: 37888 (61 dates avg = 621)

2023 Misc. Stats

Multiple Hit Games	2	3	4	5+	Total
12 Chloe Evans	10	6	-	-	16
17 Jada Cody	13	1	-	-	14
1 Jasmine Williams	9	4	-	-	13
22 Kennedy Searcy	7	4	-	-	11
5 Micaela Macario	10	-	-	-	10
3 Aubrey Evans	7	2	-	-	9
46 Shannon Doherty	8	1	-	-	9
7 Johneisha Rowe	7	-	-	-	7
24 Savannah Adams	5	-	-	-	5
20 Katie Burge	3	-	-	-	3
66 Sarah Willis	2	-	-	-	2
TEAM	81	18	0	0	99

Multiple RBI Games	2	3	4	5+	Total
12 Chloe Evans	4	6	2	-	12
46 Shannon Doherty	7	2	-	1	10
22 Kennedy Searcy	6	1	1	-	8
3 Aubrey Evans	5	1	1	1	8
1 Jasmine Williams	5	1	-	-	6
24 Savannah Adams	4	1	-	-	5
66 Sarah Willis	2	2	-	-	4
17 Jada Cody	1	1	1	-	3
5 Micaela Macario	-	1	1	-	2
23 Allyse Volpe	1	-	-	-	1
33 Averı Wong	1	-	-	-	1
16 Olivia Elliott	1	-	-	-	1
TEAM	37	16	6	2	61

Hitting Streaks	Longest	Current
12 Chloe Evans	17	3
22 Kennedy Searcy	12	-
7 Johneisha Rowe	7	-
46 Shannon Doherty	7	-
1 Jasmine Williams	7	1
20 Katie Burge	6	-
3 Aubrey Evans	6	1
24 Savannah Adams	5	-
17 Jada Cody	5	4
5 Micaela Macario	5	2
35 Carson Frier	3	-
66 Sarah Willis	3	-
16 Olivia Elliott	2	-
33 Averı Wong	1	-
9 Emmerson Lee	1	1
15 Shelli DiPuma	1	-
23 Allyse Volpe	1	-

Reached Base Streaks	Longest	Current
3 Aubrey Evans	23	1
12 Chloe Evans	17	3
22 Kennedy Searcy	14	-
17 Jada Cody	11	6
46 Shannon Doherty	11	-
1 Jasmine Williams	7	1
7 Johneisha Rowe	7	-
20 Katie Burge	6	-
24 Savannah Adams	5	-
5 Micaela Macario	5	2
66 Sarah Willis	4	-
35 Carson Frier	4	-
33 Averı Wong	3	-
15 Shelli DiPuma	3	-
9 Emmerson Lee	2	1
16 Olivia Elliott	2	-
23 Allyse Volpe	1	-

2023 Game Results

Date	Opponent	Score	Inns	Overall	Conference	Pitcher of record	Attend	Time
Feb 09, 2023	#15 GEORGIA	L 2-4	7	0-1-0	0-0-0	A. DeVoe (L 0-1)	1118	3:04
Feb 10, 2023	UMASS	w 7-1	7	1-1-0	0-0-0	K. Felton (W 1-0)	815	2:20
Feb 10, 2023	BOISE STATE	w 9-8	7	2-1-0	0-0-0	K. Felton (W 2-0)	815	3:39
Feb 11, 2023	OHIO STATE	w 1-0	7	3-1-0	0-0-0	A. DeVoe (W 1-0)	1091	2:28
Feb 14, 2023	#23 MISSOURI	L 8-11	7	3-2-0	0-0-0	K. Felton (L 2-1)	608	2:53
Feb 17, 2023	vs #25 Michigan	w 8-2	7	4-2-0	0-0-0	A. DeVoe (W 2-1)	0	2:39
Feb 17, 2023	vs #24 Texas A&M	L 0-7	7	4-3-0	0-0-0	G. Jewell (L 0-1)	0	2:35
Feb 18, 2023	vs Duke	L 3-4	(10)	4-4-0	0-0-0	A. DeVoe (L 2-2)	0	3:30
Feb 18, 2023	vs #15 Alabama	L 5-6	(8)	4-5-0	0-0-0	K. Felton (L 2-2)	0	2:55
2 Feb 19, 2023	vs Mississippi State	w 6-5	7	5-5-0	0-0-0	A. DeVoe (W 3-2)	5147	2:45
Feb 21, 2023	LOUISIANA	L 0-8	5	5-6-0	0-0-0	S. Willis (L 0-1)	489	2:09
Feb 22, 2023	at Stetson	L 3-4	7	5-7-0	0-0-0	A. DeVoe (L 3-3)	390	2:03
Feb 23, 2023	GARDNER-WEBB	w 8-0	6	6-7-0	0-0-0	G. Jewell (W 1-1)	437	1:50
Feb 23, 2023	GARDNER-WEBB	w 10-2	5	7-7-0	0-0-0	K. Felton (W 3-2)	437	1:53
Feb 24, 2023	LOUISVILLE	w 4-3	7	8-7-0	0-0-0	S. Willis (W 1-1)	755	2:40
Feb 25, 2023	PURDUE	w 6-3	7	9-7-0	0-0-0	G. Jewell (W 2-1)	847	2:52
Feb 26, 2023	LOUISVILLE	L 5-15	5	9-8-0	0-0-0	A. DeVoe (L 3-4)	667	2:34
Mar 02, 2023	vs Fresno State	w 1-0	7	10-8-0	0-0-0	S. Willis (W 2-1)	0	2:15
Mar 02, 2023	vs Michigan	L 0-2	7	10-9-0	0-0-0	K. Felton (L 3-3)	0	1:59
Mar 03, 2023	vs #2 UCLA	L 1-2	7	10-10-0	0-0-0	G. Jewell (L 2-2)	0	1:57
Mar 03, 2023	vs LMU	L 2-8	7	10-11-0	0-0-0	A. DeVoe (L 3-5)	0	2:42
Mar 04, 2023	at Cal State Fullerton	L 6-8	7	10-12-0	0-0-0	G. Jewell (L 2-3)	1525	2:59
Mar 08, 2023	at #8 Florida	L 0-3	7	10-13-0	0-0-0	S. Willis (L 2-2)	1829	2:17
Mar 10, 2023	TOLEDO	w 2-0	7	11-13-0	0-0-0	G. Jewell (W 3-3)	644	1:30
Mar 11, 2023	TOLEDO	w 9-1	6	12-13-0	0-0-0	S. Willis (W 3-2)	788	2:25
Mar 11, 2023	KENNESAW STATE	w 11-5	7	13-13-0	0-0-0	K. Felton (W 4-3)	788	2:34
Mar 12, 2023	NORTH DAKOTA	w 9-1	5	14-13-0	0-0-0	K. Felton (W 5-3)	783	1:57
Mar 12, 2023	KENNESAW STATE	w 8-0	5	15-13-0	0-0-0	S. Willis (W 4-2)	783	1:34
Mar 14, 2023	RUTGERS	w 3-0	7	16-13-0	0-0-0	G. Jewell (W 4-3)	861	1:59
Mar 14, 2023	RUTGERS	w 5-1	7	17-13-0	0-0-0	S. Willis (W 5-2)	861	2:14
Mar 17, 2023	vs #22 Arizona State	w 8-0	6	18-13-0	0-0-0	G. Jewell (W 5-3)	284	2:45
Mar 17, 2023	at #2 Oklahoma State	L 0-4	7	18-14-0	0-0-0	K. Felton (L 5-4)	772	2:00
Mar 18, 2023	vs #22 Arizona State	L 0-6	7	18-15-0	0-0-0	S. Willis (L 5-3)	213	2:40
Mar 19, 2023	at #2 Oklahoma State	L 4-9	7	18-16-0	0-0-0	G. Jewell (L 5-4)	608	2:30
* Mar 24, 2023	#22 WICHITA STATE	w 3-1	7	19-16-0	1-0-0	S. Willis (W 6-3)	762	2:27
* Mar 25, 2023	#22 WICHITA STATE	L 0-6	7	19-17-0	1-1-0	G. Jewell (L 5-5)	1082	2:21
* Mar 26, 2023	#22 WICHITA STATE	L 5-10	7	19-18-0	1-2-0	K. Felton (L 5-5)	606	2:58
Mar 29, 2023	NORTH FLORIDA	w 3-2	7	20-18-0	1-2-0	S. Willis (W 7-3)	667	2:20
* Mar 31, 2023	at East Carolina	w 8-0	6	21-18-0	2-2-0	S. Willis (W 8-3)	178	2:02
* Apr 01, 2023	at East Carolina	w 4-0	7	22-18-0	3-2-0	G. Jewell (W 6-5)	186	2:08
* Apr 02, 2023	at East Carolina	w 9-2	7	23-18-0	4-2-0	G. Jewell (W 7-5)	135	2:38
Apr 05, 2023	at FGCU	w 7-2	7	24-18-0	4-2-0	G. Jewell (W 8-5)	238	2:40
Apr 11, 2023	FIU	w 9-1	5	25-18-0	4-2-0	S. Willis (W 9-3)	559	1:40
* Apr 14, 2023	at Tulsa	w 8-1	7	26-18-0	5-2-0	S. Willis (W 10-3)	788	3:00
* Apr 15, 2023	at Tulsa	L 4-5	7	26-19-0	5-3-0	G. Jewell (L 8-6)	524	2:42
* Apr 16, 2023	at Tulsa	w 13-1	5	27-19-0	6-3-0	K. Felton (W 6-5)	513	2:28
* Apr 21, 2023	SOUTH FLORIDA	w 2-1	(8)	28-19-0	7-3-0	S. Willis (W 11-3)	576	2:11
* Apr 22, 2023	SOUTH FLORIDA	w 3-1	7	29-19-0	8-3-0	G. Jewell (W 9-6)	727	2:09
* Apr 23, 2023	SOUTH FLORIDA	w 2-0	7	30-19-0	9-3-0	S. Willis (W 12-3)	749	2:03
* Apr 28, 2023	HOUSTON	w 7-0	7	31-19-0	10-3-0	S. Willis (W 13-3)	699	2:02
* Apr 29, 2023	HOUSTON	w 8-2	7	32-19-0	11-3-0	G. Jewell (W 10-6)	556	2:16
* Apr 30, 2023	HOUSTON	w 4-0	7	33-19-0	12-3-0	S. Willis (W 14-3)	747	2:12
* May 05, 2023	at Memphis	w 3-2	9	34-19-0	13-3-0	G. Jewell (W 11-6)	206	2:51
* May 06, 2023	at Memphis	w 6-3	7	35-19-0	14-3-0	G. Jewell (W 12-6)	277	2:27
* May 07, 2023	at Memphis	w 10-0	5	36-19-0	15-3-0	S. Willis (W 15-3)	250	2:01
May 11, 2023	vs Memphis	w 7-4	7	37-19-0	15-3-0	S. Willis (W 16-3)	0	3:31
May 12, 2023	at South Florida	w 2-0	7	38-19-0	15-3-0	S. Willis (W 17-3)	582	1:49
May 13, 2023	vs Tulsa	w 9-1	5	39-19-0	15-3-0	S. Willis (W 18-3)	324	2:16
May 19, 2023	vs South Carolina	w 6-1	7	40-19-0	15-3-0	S. Willis (W 19-3)	0	3:10
May 20, 2023	at #3 Florida State	L 1-5	7	40-20-0	15-3-0	S. Willis (L 19-4)	0	3:13
May 20, 2023	vs South Carolina	L 1-10	7	40-21-0	15-3-0	K. Felton (L 6-6)	1602	2:44

* = Conference game

() extra inning game

Team Year-by-Year Statistics

BATTING

YEAR	GP	W	L	T	AVG	OBP	SLG	AB	R	H	2B	3B	HR	TB	RBI	BB	HBP	SO	SF	SH	SB-ATT
2023	61	40	21	0	.295	.363	.452	1592	298	469	77	21	44	720	267	154	28	239	20	26	62-75
2022	63	49	14	0	.295	.397	.437	1642	360	485	76	15	42	717	322	244	40	276	13	29	92-109
2021	61	41	19	1	.301	.372	.459	1635	301	492	75	6	57	750	270	172	22	197	13	39	83-100
2020	27	21	5	1	.310	.398	.438	687	156	213	27	5	17	301	138	98	7	103	7	18	39-49
2019	55	34	21	0	.260	.339	.363	1407	191	366	77	10	16	511	165	146	27	267	11	45	64-81
2018	56	34	22	0	.257	.338	.372	1399	205	360	52	11	29	521	180	149	24	279	6	33	47-59
2017	52	29	23	0	.288	.358	.388	1354	213	390	68	10	16	526	185	136	18	221	10	54	92-100
2016	60	38	22	0	.256	.340	.354	1497	224	383	57	9	24	530	195	159	36	281	8	37	54-74
2015	59	50	9	0	.292	.364	.408	1536	265	448	46	8	39	627	244	147	36	220	16	58	96-116
2014	61	43	18	0	.279	.353	.395	1518	224	423	65	12	29	599	204	149	32	268	11	50	132-174
2013	54	29	25	0	.222	.308	.296	1340	168	298	45	0	18	397	140	148	21	277	8	37	109-46
2012	58	39	19	0	.258	.342	.355	1513	231	391	55	17	19	537	187	155	42	264	11	36	102-122
2011	54	22	32	0	.244	.321	.328	1398	166	341	38	14	17	458	136	135	30	287	12	40	76-89
2010	59	36	23	0	.236	.312	.320	1504	199	355	51	11	18	482	161	143	26	330	7	51	71-98
2009	54	27	27	0	.269	.337	.374	1445	196	388	64	16	19	541	174	126	27	246	9	58	35-39
2008	69	49	20	0	.262	.332	.336	1829	282	408	67	11	15	614	227	176	21	298	14	83	64-72
2007	64	38	26	0	.261	.317	.336	1635	193	427	60	9	15	550	166	124	14	323	12	93	43-57
2006	56	19	37	0	.221	.300	.285	1433	135	316	37	2	17	408	118	152	14	304	5	79	50-62
2005	77	47	29	1	.268	.349	.404	2019	322	542	91	15	51	816	284	233	21	375	9	76	90-144
2004	63	42	21	0	.282	.352	.405	1673	293	471	83	9	35	677	258	170	21	317	17	62	72-94
2003	68	37	31	0	.278	.362	.426	1783	331	496	102	10	47	759	306	222	21	305	17	43	46-66
2002	65	46	19	0	.281	.358	.439	1747	315	491	98	14	50	767	288	191	20	326	5	43	93-108

PITCHING

YEAR	ERA	CG	SHO	SV	IP	H-A	R-A	ER-A	BB-A	SO	2B-A	3B-A	HR-A	BAA	WP	HBP
2023	2.84	19	14	6	404.1	330	194	164	178	308	57	3	24	.219	37	26
2022	2.39	26	18	5	428.1	347	198	146	183	346	58	2	36	.216	34	23
2021	2.45	32	16	5	408.1	326	170	143	142	336	51	2	34	.212	15	31
2020	2.32	15	6	2	178.0	130	64	59	61	169	25	1	15	.198	9	10
2019	1.88	39	10	2	380.1	312	133	102	131	294	40	11	30	.218	11	27
2018	2.55	30	9	4	368.0	373	179	134	163	208	44	1	25	.264	23	24
2017	3.62	29	6	5	346.0	381	214	179	150	153	57	5	28	.283	21	21
2016	2.11	27	16	5	404.0	312	150	122	181	369	52	7	22	.212	14	36
2015	0.93	38	21	6	408.0	209	75	54	138	544	31	3	13	.149	16	32
2014	1.78	33	18	7	420.2	317	134	107	168	482	45	7	18	.205	25	20
2013	2.47	26	11	6	368.2	305	187	130	169	339	60	9	26	.225	16	31
2012	1.58	43	12	5	402.0	304	134	91	147	388	36	2	25	.204	30	29
2011	3.41	25	3	3	369.0	376	240	180	149	176	62	9	32	.261	31	17
2010	2.07	41	6	2	415.0	348	171	123	155	264	38	4	27	.224	32	43
2009	2.98	29	6	1	375.1	376	201	160	116	219	58	8	24	.263	33	40
2008	1.66	50	17	0	481.0	368	156	114	114	469	46	10	21	.208	35	30
2007	1.29	47	21	3	438.1	286	140	81	142	380	34	4	12	.183	27	40
2006	2.67	37	5	0	387.1	387	209	148	147	288	57	4	21	.257	28	43
2005	2.40	54	11	4	517.0	476	235	177	159	329	79	12	28	.240	27	32
2004	1.80	42	15	6	436.1	337	162	112	119	254	40	5	20	.208	13	37
2003	2.05	50	14	2	451.1	388	194	132	133	317	70	7	27	.231	16	23
2002	2.28	49	15	1	427.2	381	182	139	112	293	59	6	27	.231	15	29

FIELDING

YEAR	TC	PO	A	E	FLD%	DP	SBA	CSB	SBA%	PB	CI
2023	1778	1213	507	58	.967	27	41	9	.820	7	1
2022	1881	1285	529	67	.964	22	55	11	.833	13	0
2021	1694	1224	413	57	.966	15	41	11	.788	5	2
2020	739	534	177	28	.962	8	17	6	.739	2	0
2019	1556	1141	359	56	.964	12	38	11	.776	12	0
2018	1646	1104	478	64	.961	21	32	18	.640	13	1
2017	1560	1038	463	59	.962	21	32	20	.615	7	1
2016	1629	1212	377	40	.975	16	35	9	.795	7	1
2015											
2014	1632	1262	315	55	.966	18	50	17	.746	6	2
2013	1504	1105	340	59	.961	10	40	10	.800	17	1
2012	1595	1206	328	61	.962	6	55	11	.833	16	0
2011	1701	1107	511	83	.951	19	34	10	.773	9	0
2010	1895	1245	576	74	.961	24	35	16	.686	8	1
2009	1746	1126	547	73	.958	32	31	20	.608	13	0
2008	2156	1443	641	72	.967	14	38	16	.704	8	0
2007	2022	1315	611	96	.953	22	42	7	.857	14	0
2006	1817	1162	569	86	.953	16	64	14	.821	29	1
2005	2320	1551	672	97	.958	19	76	14	.844	8	0
2004	2055	1309	653	93	.955	22	33	13	.717	8	0
2003	2024	1354	591	79	.961	12	27	19	.587	10	0
2002	1901	1283	519	99	.948	5	40	15	.727	14	1

UCF in the Palls (Week-by-Week)

USA TODAY/NATIONAL FASTPITCH COACHES ASSOCIATION (NFCA)

2023	
Preseason	No. 18
Week 1	No. 20
Week 2	No. 23
Week 3	RV
Week 4	RV
Week 5	RV
Week 6	RV
Week 7	NR
Week 8	NR
Week 9	NR
Week 10	NR
Week 11	NR
Week 12	NR
Week 13	NR
Week 14	NR
Final	NR

2022	
Preseason	RV
Week 1	No. 24
Week 2	RV
Week 3	No. 24
Week 4	RV
Week 5	No. 24
Week 6	No. 23
Week 7	No. 22
Week 8	No. 23
Week 9	No. 20
Week 10	No. 20
Week 11	No. 21
Week 12	No. 21
Week 13	No. 21
Week 14	No. 18
Final	No. 14

2021	
Preseason	No. 21
Week 1	No. 24
Week 2	No. 22
Week 3	No. 22
Week 4	No. 24
Week 5	No. 20
Week 6	No. 22
Week 7	No. 22
Week 8	No. 24
Week 9	No. 23
Week 10	T-No. 25
Week 11	No. 25
Week 12	RV
Week 13	RV
Week 14	RV
Final	RV

2020	
Preseason	NR
Week 1	NR
Week 2	RV
Week 3	RV
Week 4	No. 22
Week 5	No. 22
Final	No. 21

*season ended in March due to COVID-19 pandemic

2019	
Preseason	NR
Week 1	NR
Week 2	NR
Week 3	NR
Week 4	RV
Week 5	NR
Week 6	NR
Week 7	NR
Week 8	NR
Week 9	NR
Week 10	NR
Week 11	NR
Week 12	NR
Week 13	NR
Week 14	NR
Final	NR

2017	
Preseason	RV
Week 1	NR
Week 2	NR
Week 3	NR
Week 4	NR
Week 5	NR
Week 6	NR
Week 7	NR
Week 8	NR
Week 9	NR
Week 10	NR
Week 11	NR
Week 12	NR
Week 13	NR
Week 14	NR
Final	NR

2016	
Preseason	No. 17
Week 1	No. 15
Week 2	No. 22
Week 3	No. 25
Week 4	No. 25
Week 5	RV
Week 6	RV
Week 7	RV
Week 8	RV
Week 9	RV
Week 10	RV
Week 11	NR
Week 12	No. 25
Week 13	No. 25
Week 14	RV
Final	RV

2015	
Preseason	RV
Week 1	RV
Week 2	T-No. 19
Week 3	No. 17
Week 4	T-No. 17
Week 5	No. 20
Week 6	No. 20
Week 7	No. 18
Week 8	No. 16
Week 9	No. 17
Week 10	No. 15
Week 11	No. 13
Week 12	No. 15
Week 13	No. 15
Week 14	No. 13
Week 15	No. 13
Final	No. 16

2014	
Preseason	NR
Week 1	NR
Week 2	NR
Week 3	NR
Week 4	NR
Week 5	NR
Week 6	NR
Week 7	NR
Week 8	NR
Week 9	NR
Week 10	NR
Week 11	NR
Week 12	RV
Week 13	RV
Week 14	RV
Final	RV

UCF in the Palls (Week-by-Week)

ESPN/USA SOFTBALL

2023

Preseason	No. 20
Week 1	No. 25
Week 2	RV
Week 3	RV
Week 4	RV
Week 5	NR
Week 6	NR
Week 7	RV
Week 8	RV
Week 9	NR
Week 10	NR
Week 11	RV
Week 12	RV
Week 13	RV
Final	NR

2022

Preseason	RV
Week 1	No. 24
Week 2	RV
Week 3	No. 25
Week 4	RV
Week 5	No. 25
Week 6	No. 24
Week 7	No. 20
Week 8	No. 20
Week 9	No. 20
Week 10	No. 19
Week 11	No. 20
Week 12	No. 19
Week 13	No. 17
Week 14	No. 16
Final	No. 16

2021

Preseason	No. 25
Week 1	RV
Week 2	RV
Week 3	T-No. 23
Week 4	No. 24
Week 5	No. 21
Week 6	No. 24
Week 7	T-No. 21
Week 8	RV
Week 9	No. 25
Week 10	RV
Week 11	T-No. 24
Week 12	RV
Week 13	RV
Week 14	RV
Final	RV

2020

Preseason	NR
Week 1	RV
Week 2	RV
Week 3	RV
Week 4	T-No. 22
Week 5	No. 23
Final	No. 24

*season ended in March due to COVID-19 pandemic

2019

Preseason	NR
Week 1	NR
Week 2	NR
Week 3	NR
Week 4	RV
Week 5	NR
Week 6	NR
Week 7	RV
Week 8	NR
Week 9	RV
Week 10	NR
Week 11	NR
Week 12	NR
Week 13	NR
Week 14	NR
Final	NR

2018

Preseason	NR
Week 1	NR
Week 2	NR
Week 3	NR
Week 4	NR
Week 5	NR
Week 6	NR
Week 7	NR
Week 8	NR
Week 9	NR
Week 10	RV
Week 11	NR
Week 12	NR
Week 13	NR
Week 14	NR
Final	NR

2016

Preseason	No. 17
Week 1	No. 16
Week 2	NR
Week 3	NR
Week 4	NR
Week 5	NR
Week 6	NR
Week 7	NR
Week 8	NR
Week 9	NR
Week 10	NR
Week 11	NR
Week 12	NR
Week 13	NR
Week 14	NR
Final	NR

2015

Preseason	NR
Week 1	NR
Week 2	No. 19
Week 3	No. 15
Week 4	No. 15
Week 5	No. 20
Week 6	No. 20
Week 7	No. 19
Week 8	No. 18
Week 9	No. 18
Week 10	No. 17
Week 11	No. 15
Week 12	No. 16
Week 13	No. 15
Week 14	No. 14
Final	No. 16

UCF in the Palls (Week-by-Week)

D1SOFTBALL.COM
2023

Preseason	No. 15
Week 1	No. 19
Week 2	No. 24
Week 3	NR
Week 4	NR
Week 5	NR
Week 6	NR
Week 7	NR
Week 8	NR
Week 9	NR
Week 10	NR
Week 11	NR
Week 12	NR
Week 13	NR
Week 14	NR
Week 15	NR
Final	NR

2022

Preseason	NR
Week 1	No. 24
Week 2	NR
Week 3	NR
Week 4	NR
Week 5	NR
Week 6	No. 23
Week 7	No. 20
Week 8	No. 23
Week 9	No. 18
Week 10	No. 18
Week 11	No. 17
Week 12	No. 19
Week 13	No. 17
Week 14	NR
Week 15	NR
Final	No. 13

2021

Preseason	No. 22
Week 1	NR
Week 2	No. 24
Week 3	No. 19
Week 4	No. 20
Week 5	No. 20
Week 6	No. 25
Week 7	No. 19
Week 8	No. 23
Week 9	No. 23
Week 10	No. 25
Week 11	No. 24
Week 12	NR
Week 13	NR
Week 14	NR
Week 15	NR
Final	NR

2020

Preseason	NR
Week 1	NR
Week 2	NR
Week 3	No. 25
Week 4	No. 24
Week 5	No. 25

*season ended in March due to COVID-19 pandemic

UCF in the Polls (Final)

UCF IN THE FINAL USA TODAY/NFCA POLLS

2022	2020*	2015
1. Oklahoma	1. UCLA	1. Florida
2. Texas	2. Washington	2. Michigan
3. UCLA	3. Texas	3. Auburn
4. Oklahoma State	4. Arizona	4. LSU
5. Florida	5. LSU	5. UCLA
6. Northwestern	6. Oklahoma	6. Alabama
7. Arizona	7. Florida	7. Oregon
8. Oregon State	8. Louisiana	8. Tennessee
9. Arkansas	9. Oregon	9. Oklahoma
10. Virginia Tech	10. Alabama	10. Florida State
11. Arizona State	11. Kentucky	11. Louisiana
12. Duke	12. Florida State	12. Georgia
13. Florida State	Oklahoma State	13. Arizona
14. UCF	14. Georgia	14. Missouri
15. Washington	15. South Carolina	15. Minnesota
16. Clemson	16. Virginia Tech	16. UCF
17. Alabama	17. Arizona State	17. Kentucky
18. Stanford	18. Michigan	18. Baylor
19. Mississippi State	19. Arkansas	19. NC State
20. Tennessee	20. Mississippi State	20. Arizona State
21. Kentucky	21. UCF	21. Washington
22. Georgia	22. Minnesota	22. James Madison
23. Missouri	23. Baylor	23. South Alabama
24. Auburn	24. Fresno State	California
25. Oregon	25. Missouri	25. Notre Dame
		North Dakota State

*season ended in March due to COVID-19 pandemic

UCF IN THE FINAL ESPN/USA SOFTBALL POLLS

2022	2020*	2015
1. Oklahoma	1. UCLA	1. Florida
2. Texas	2. Washington	2. Michigan
3. UCLA	3. Texas	3. Auburn
4. Oklahoma State	4. Arizona	4. LSU
5. Florida	5. LSU	5. UCLA
6. Northwestern	6. Florida	6. Alabama
7. Arizona	Oklahoma	7. Oregon
8. Arkansas	8. Oregon	8. Tennessee
9. Virginia Tech	9. Louisiana	9. Oklahoma
10. Oregon State	10. Kentucky	10. Florida State
11. Arizona State	11. Oklahoma State	11. Louisiana
12. Duke	12. Florida State	12. Missouri
13. Florida State	13. Alabama	13. Georgia
14. Clemson	14. Georgia	14. Arizona
15. Stanford	15. Arizona State	15. Minnesota
16. UCF	South Carolina	16. UCF
17. Alabama	17. Baylor	17. Kentucky
18. Washington	18. Virginia Tech	18. Baylor
19. Tennessee	19. Michigan	19. NC State
20. Mississippi State	20. Mississippi State	20. Arizona State
21. Kentucky	21. Arkansas	21. Washington
22. Missouri	22. Minnesota	22. James Madison
23. Georgia	23. Fresno State	23. California
24. Michigan	24. UCF	24. North Dakota State
25. Oregon	25. Duke	25. Utah

*season ended in March due to COVID-19 pandemic

All-Time Games Against Ranked Opponents

Date	Opponent	Ranking	Result (Inn.)	Date	Opponent	Ranking	Result (Inn.)	Date	Opponent	Ranking	Result (Inn.)
Feb. 9, 2023	Georgia	10 \$	L, 2-4	March 6, 2020	Michigan	16 !	W, 3-2	Feb. 22, 2014	Alabama	7 @	L, 0-1
Feb. 15, 2023	Missouri	23 @	L, 8-11	March 8, 2020	Minnesota	18 !	T, 5-5	March 13, 2014	Notre Dame	22 !	W, 3-0
Feb. 17, 2023	Michigan	25 !	W, 8-2	Feb. 8, 2019	Minnesota	21 !	L, 0-7	March 26, 2014	Florida	4 !	L, 6-10
Feb. 17, 2023	Texas A&M	24 #	L, 0-7	Feb. 9, 2019	Ohio State	24 @	W, 3-2	May 18, 2014	Florida	6 !	L, 0-7
Feb. 18, 2023	Duke	16 !	L, 3-4 (10)	Feb. 15, 2019	Washington	5 !	L, 1-3	Feb. 9, 2013	Louisville	18 !	L, 3-5
Feb. 18, 2023	Alabama	12 @	L, 5-6 (8)	Feb. 16, 2019	Mississippi State	25 !	L, 3-11	Feb. 20, 2013	Florida State	23 !	L, 3-10
March 3, 2023	UCLA	2 *	L, 1-2	March 3, 2019	Florida State	1 !	L, 1-2	March 6, 2013	Michigan	14 !	L, 2-11 (5)
March 8, 2023	Florida	8 !	L, 0-3	March 4, 2019	Florida State	1 !	L, 3-9	March 29, 2013	Tulsa	18 @	L, 2-6
March 17, 2023	Arizona State	22 !	W, 8-0 (6)	March 13, 2019	Florida	7 !	L, 0-5	March 29, 2013	Tulsa	18 @	L, 1-8
March 17, 2023	Oklahoma State	2 !	L, 0-4	March 2, 2018	UCLA	3 !	L, 1-9	March 30, 2013	Tulsa	18 @	L, 0-7
March 18, 2023	Arizona State	22 !	L, 0-6	March 2, 2018	Long Beach State	22 !	W, 3-0	April 3, 2013	Florida	3 !	L, 1-6
March 19, 2023	Oklahoma State	2 !	L, 4-9	April 4, 2018	Florida	4 !	W, 1-0	May 9, 2013	Tulsa	23 !	L, 0-3
March 24, 2023	Wichita State	22 !	W, 3-1	Feb. 11, 2017	Kentucky	20 !	L, 3-6	Feb. 17, 2012	Washington	7 !	L, 0-1
March 25, 2023	Wichita State	22 !	L, 0-6	Feb. 17, 2017	UCLA	5 @	L, 0-1	Feb. 18, 2012	UCLA	8 @	L, 1-3
March 26, 2023	Wichita State	22 !	L, 5-10	Feb. 24, 2017	Alabama	10 !	L, 0-4	Feb. 22, 2012	Florida State	25 @	L, 2-6 (9)
May 20, 2023	Florida State	3 *	L, 1-5	Feb. 26, 2017	Alabama	10 !	L, 2-3	April 11, 2012	Florida	3 !	W, 2-0
Feb. 10, 2022	Georgia	12 !	W, 7-6 (8)	March 8, 2017	James Madison	13 !	L, 1-9	May 18, 2012	South Florida	19 !	L, 0-1
Feb. 18, 2022	Michigan	19 @	L, 0-6	March 11, 2017	Georgia	16 !	L, 5-6	May 19, 2012	Florida	6 @	L, 1-7
Feb. 19, 2022	Tennessee	15 @	L, 2-6	March 17, 2017	Baylor	14 !	L, 5-16	Feb. 12, 2011	UCLA	1 !	L, 2-10
Feb. 19, 2022	Texas	9 @	W, 15-10	March 18, 2017	Baylor	14 !	L, 0-5	Feb. 25, 2011	Michigan	7 @	L, 1-10
Feb. 20, 2022	Florida State	5 !	L, 0-8 (5)	March 19, 2017	Baylor	14 !	W, 4-2	March 1, 2011	Michigan	5 @	L, 1-10
Feb. 27, 2022	Florida	3 \$	L, 11-12	March 22, 2017	Florida State	1 !	L, 0-4	April 20, 2011	Florida	8 !	L, 1-8
March 30, 2022	Florida	7 *	L, 3-10	April 19, 2017	Florida	1 !	L, 1-9	Feb. 13, 2010	Tennessee	16 !	W, 6-3
April 3, 2022	Virginia Tech	5 *	L, 0-1	May 5, 2017	Tulsa	24 @	L, 0-3	Feb. 13, 2010	Georgia	7 !	L, 0-12
April 3, 2022	Virginia Tech	5 *	L, 0-7	May 6, 2017	Tulsa	24 @	W, 2-0	Feb. 26, 2010	Georgia Tech	8 @	L, 0-1
April 4, 2022	Virginia Tech	5 *	W, 5-4 (11)	May 7, 2017	Tulsa	24 @	W, 4-3	Feb. 28, 2010	Alabama	7 @	W, 3-2
May 6, 2022	Wichita State	25 \$	L, 4-11	Feb. 12, 2016	Alabama	5 !	W, 8-1	March 24, 2010	Ohio State	22 !	W, 3-0
May 7, 2022	Wichita State	25 \$	W, 3-1 (8)	Feb. 13, 2016	James Madison	19 !	L, 0-1	March 31, 2010	Florida	6 !	L, 3-4
May 8, 2022	Wichita State	25 \$	W, 9-5	Feb. 17, 2016	Auburn	3 !	L, 0-2	April 7, 2010	Florida State	16 @	L, 1-6
May 21, 2022	Michigan	20 \$	W, 3-2 (11)	Feb. 19, 2016	UCLA	7 @	L, 0-2	May 22, 2010	Florida	5 !	L, 0-6
May 22, 2022	Michigan	20 \$	W, 9-4	Feb. 19, 2016	Texas A&M	23 @	L, 4-10	Feb. 6, 2009	Arizona State	2 !	L, 7-10
May 27, 2022	Oklahoma	1 *	L, 0-8 (5)	Feb. 20, 2016	LSU	4 !	L, 5-6	Feb. 14, 2009	Tennessee	11 !	L, 0-1
May 28, 2022	Oklahoma	1 *	L, 1-7	Feb. 20, 2016	Arizona	9 !	L, 4-19 (6)	April 15, 2009	Florida	1 !	L, 0-3
Feb. 24, 2021	Missouri	17 \$	L, 5-6	Feb. 21, 2016	Washington	9 @	L, 7-9	Feb. 15, 2008	Hawaii	15 @	L, 1-3
March 8, 2021	Arizona	2 !	W, 2-0	Feb. 26, 2016	Notre Dame	23 !	L, 1-5	Feb. 24, 2008	Michigan	11 @	L, 1-6
March 20, 2021	South Carolina	24 !	L, 1-9	March 19, 2016	Baylor	20 !	L, 0-2	Feb. 27, 2008	Michigan	11 @	L, 1-3
March 20, 2021	South Carolina	24 !	L, 2-4	March 19, 2016	Baylor	20 !	L, 1-3	March 12, 2008	Baylor	14 !	W, 3-0
March 21, 2021	South Carolina	24 !	W, 10-4	March 20, 2016	Baylor	20 !	L, 0-3	April 5, 2008	Houston	9 !	W, 6-4
March 24, 2021	Florida	5 !	W, 8-6	April 6, 2016	Florida	2 !	L, 1-3	April 5, 2008	Houston	9 !	L, 1-5
April 14, 2021	Florida	4 \$	W, 7-0	April 26, 2016	Florida State	6 @	L, 1-7	May 10, 2008	Houston	9 !	W, 4-2
April 16, 2021	Wichita State	20 \$	L, 0-7	April 29, 2016	South Florida	T-18 @	W, 9-0	May 17, 2008	Florida	1 !	L, 0-3
April 17, 2021	Wichita State	20 \$	L, 0-3	April 30, 2016	South Florida	T-18 @	L, 1-4	May 18, 2008	Florida	1 !	W, 1-0
April 17, 2021	Wichita State	20 \$	L, 2-5	May 1, 2016	South Florida	T-18 @	W, 5-3 (9)	May 18, 2008	Florida	1 !	L, 0-10
April 18, 2021	Wichita State	20 \$	T, 0-0	May 20, 2016	Florida Atlantic	21 @	W, 1-0	Feb. 16, 2007	UCLA	9 !	L, 0-3
April 30, 2021	Ole Miss	23 \$	L, 2-8	May 21, 2016	Florida Atlantic	21 @	W, 2-1 (8)	March 12, 2006	DePaul	21 @	L, 1-3
May 1, 2021	Ole Miss	23 \$	L, 4-5 (10)	May 21, 2016	Florida	1 !	L, 0-5	March 12, 2006	Washington	15 @	L, 0-8
May 1, 2021	Ole Miss	23 \$	L, 0-10 (5)	May 22, 2016	Florida	1 !	L, 0-8	April 19, 2006	Florida	24 !	L, 0-3
May 15, 2021	Wichita State	23 @	L, 4-7	Feb. 14, 2015	Missouri	18 !	W, 1-0	Feb. 4, 2005	Tennessee	14 !	L, 0-4
May 22, 2021	Florida State	8 !	L, 0-3	Feb. 15, 2015	Minnesota	T-12 @	W, 4-0	Feb. 12, 2005	Washington	12 !	W, 1-0
May 23, 2021	Florida State	8 !	L, 0-2	Feb. 20, 2015	Washington	16 @	L, 3-4	Feb. 25, 2005	Florida International	22 !	L, 2-3
Feb. 12, 2020	Washington	1 !	L, 3-12	Feb. 22, 2015	Washington	16 @	W, 4-2	Feb. 27, 2005	Florida International	22 !	W, 5-1
Feb. 21, 2020	Tennessee	12 !	W, 10-1	Feb. 25, 2015	Florida	1 !	L, 1-2	March 2, 2005	Michigan	6 !	L, 1-4
Feb. 22, 2020	Tennessee	12 !	W, 9-1	May 16, 2015	Florida State	9 !	L, 1-2	March 2, 2005	Michigan	6 !	L, 0-7
March 4, 2020	Florida State	9 \$	L, 3-8	May 17, 2015	Florida State	9 !	L, 0-5	March 12, 2005	Baylor	10 !	L, 0-1
March 6, 2020	UCLA	1 !	L, 2-4	Feb. 19, 2014	Florida State	10 !	L, 1-6	March 19, 2005	Georgia Tech	21 !	W, 1-0
				Feb. 21, 2014	Alabama	7 @	L, 3-8	March 20, 2005	Georgia Tech	21 !	L, 0-8

All-Time Games Against Ranked Opponents

Date	Opponent	Ranking	Result (Inn.)
May 21, 2005	Florida	23!	W, 5-3
April 10, 2004	Florida State	2!	L, 1-2
April 10, 2004	Florida State	2!	L, 2-3
May 7, 2004	South Florida	17!	L, 1-8
May 7, 2004	South Florida	17!	L, 6-8
Feb. 14, 2003	Fresno State	22!	W, 3-2
April 9, 2003	Florida State	14!	L, 1-2
April 9, 2003	Florida State	14!	L, 0-2
April 16, 2003	South Florida	20!	L, 0-9
April 16, 2003	South Florida	20!	L, 4-5
March 23, 2002	Ohio State	25!	L, 6-9
March 23, 2002	Florida State	20!	L, 2-10
March 29, 2002	Florida Atlantic	11!	W, 3-0
March 29, 2002	Florida Atlantic	11!	L, 0-6

BREAKDOWNS

Year	Record	Ranking	Record
2023	3-13	1	1-15
2022	7-10	2	1-7
2021	4-12-1	3	1-5
2020	3-3-1	4	2-2
2019	1-6	5	3-7
2018	2-1	6	0-6
2017	3-11	7	1-8
2016	5-16	8	0-6
2015	3-4	9	3-7
2014	1-5	10	0-5
2013	0-8	11	1-4
2012	1-5	12	5-1
2011	0-4	13	0-1
2010	3-5	14	2-6
2009	0-3	15	0-3
2008	4-6	16	3-4
2007	0-1	17	0-3
2006	0-3	18	3-5-1
2005	4-6	19	0-3
2004	0-4	20	2-10-1
2003	1-4	21	3-3
2002	1-3	22	7-4
		23	1-9
		24	4-5
		25	3-4

TOTAL 46-133-2 TOTAL 46-133-2

LONGEST WIN STREAK VS. RANKED OPPONENTS

4 (May 7-22, 2022) vs. No. 25 Wichita State, No. 20 Michigan

KEY - LISTED RANKINGS ARE BY HIGHEST PUBLICATION AT TIME OF GAME

! - USA Today/NFCA Coaches # - Softball America

@ - ESPN/USA Softball \$ - DI Softball.com

* Unanimous ranking among all polls

Conference Championships

KNIGHTS CONFERENCE TOURNAMENT CHAMPIONSHIPS

2023 - 2 SEED - Tampa, Fla. (AAC)

Quarterfinals Memphis W, 7-4
Semifinals South Florida W, 2-0
Championship Tulsa W, 9-1 (5)

2022 - 1 SEED - Greenville, N.C. (AAC)

Semifinals Houston W, 4-2 (8)
Championship South Florida W, 11-0 (5)

2015 - 1 SEED - Orlando, Fla. (AAC)

Semifinals South Florida W, 3-1
Championship Tulsa W, 1-0

2008 - 2 SEED - Houston, Texas (C-USA)

Quarterfinals Southern Miss W, 3-2
Semifinals UTEP W, 3-0
Championship Houston W, 4-2

2005 - 4 SEED - Boca Raton, Fla. (ASUN)

First Round Lipscomb W, 3-1
Quarterfinals Florida Atlantic L, 3-0
Elimination Game Jacksonville W, 9-5
Elimination Game Florida Atlantic W, 3-2
Final Troy W, 2-1
Final Troy W, 3-1

KNIGHTS REGULAR SEASON CONFERENCE CHAMPIONSHIPS

2014 - American Athletic Regular Season

Team	Conference			Overall		
	W	L	Pct.	W	L	Pct.
UCF	15	3	.833	43	18	.705
South Florida	13	5	.722	43	17	.717
Louisville	14	7	.667	36	22	.621
Houston	13	8	.619	33	23	.589
Rutgers	9	9	.500	28	19	.596
Temple	5	13	.278	15	30	.333
Memphis	5	15	.250	23	33	.411
UConn	3	17	.150	13	38	.255

2015 - American Athletic Regular Season

Team	Conference			Overall		
	W	L	Pct.	W	L	Pct.
UCF	16	2	.889	50	9	.847
Tulsa	12	6	.667	36	18	.667
Houston	10	7	.588	28	27	.509
East Carolina	7	11	.389	16	37	.302
South Florida	6	10	.375	36	20	.643
Memphis	6	12	.333	19	34	.358
UConn	4	13	.235	18	35	.340

2022 - American Athletic Regular Season

Team	Conference			Overall		
	W	L	Pct.	W	L	Pct.
UCF	16	2	.889	49	14	.778
Wichita State	14	4	.778	34	18	.654
South Florida	12	5	.706	45	16	.738
Houston	8	9-1	.472	27	27-1.500	
Tulsa	7	9-1	.441	18	30-1.378	
East Carolina	2	16	.111	20	36	.357
Memphis	2	16	.111	16	38	.296





NCAA Tournament History

2023 (Receiving Votes in ESPN/USA Softball)

Round	H/A/N	Location	Opponent	NCAA Seed	W/L	Score
Regional	N	Tallahassee, Fla.	#20 South Carolina	-	W	6-1
Regional	A	Tallahassee, Fla.	#3 Florida State	#3	L	5-1
Regional	N	Tallahassee, Fla.	#20 South Carolina	-	L	10-1

2022 (#16 National Seed; #18 in USA Today/NFCA Top 25 Poll)

Round	H/A/N	Location	Opponent	NCAA Seed	W/L	Score
Regional	H	Orlando, Fla.	Villanova	-	W	6-0
Regional	H	Orlando, Fla.	#24 Michigan	-	W	3-2 (11)
Regional Final	H	Orlando, Fla.	#24 Michigan	-	W	9-4
Super Regional	A	Norman, Okla.	#1 Oklahoma	#1	L	8-0 (5)
Super Regional	A	Norman, Okla.	#1 Oklahoma	#1	L	7-1

2021 (Receiving Votes in USA Today/NFCA Top 25 Poll)

Round	H/A/N	Location	Opponent	NCAA Seed	W/L	Score
Regional	N	Tallahassee, Fla.	Auburn	-	W	5-4
Regional	A	Tallahassee, Fla.	#8 Florida State	#10	L	3-0
Regional	N	Tallahassee, Fla.	Kennesaw State	-	W	2-0
Regional Final	A	Tallahassee, Fla.	#8 Florida State	#10	L	2-0

2016 (Receiving Votes in USA Today/NFCA Top 25 Poll)

Round	H/A/N	Location	Opponent	NCAA Seed	W/L	Score
Regional	N	Gainesville, Fla.	#22 Florida Atlantic	-	W	1-0
Regional	A	Gainesville, Fla.	#1 Florida	#1	L	5-0
Regional	N	Gainesville, Fla.	#22 Florida Atlantic	-	W	2-1
Regional Final	A	Gainesville, Fla.	#1 Florida	#1	L	8-0

2015 (#13 in USA Today/NFCA Top 25 Poll)

Round	H/A/N	Location	Opponent	NCAA Seed	W/L	Score
Regional	N	Tallahassee, Fla.	South Carolina	-	W	4-1
Regional	A	Tallahassee, Fla.	#9 Florida State	#9	L	2-1
Regional	N	Tallahassee, Fla.	South Carolina	-	W	5-2
Regional Final	A	Tallahassee, Fla.	#9 Florida State	#9	L	5-0

2014 (Receiving Votes in USA Today/NFCA Top 25 Poll)

Round	H/A/N	Location	Opponent	NCAA Seed	W/L	Score
Regional	N	Gainesville, Fla.	Stetson	-	L	6-4
Regional	N	Gainesville, Fla.	Florida A&M	-	W	2-1
Regional	N	Gainesville, Fla.	Stetson	-	W	6-4
Regional Final	A	Gainesville, Fla.	#6 Florida	#5	L	7-0

2012

Round	H/A/N	Location	Opponent	NCAA Seed	W/L	Score
Regional	N	Gainesville, Fla.	#19 USF	-	L	1-0
Regional	A	Gainesville, Fla.	#6 Florida	#5	L	7-1

2010

Round	H/A/N	Location	Opponent	NCAA Seed	W/L	Score
Regional	N	Gainesville, Fla.	FIU	-	W	7-1
Regional	A	Gainesville, Fla.	#5 Florida	#4	L	6-0
Regional	N	Gainesville, Fla.	FIU	-	L	7-0

2008

Round	H/A/N	Location	Opponent	NCAA Seed	W/L	Score
Regional	N	Gainesville, Fla.	USF	-	W	3-2
Regional	A	Gainesville, Fla.	#1 Florida	#1	L	3-0
Regional	N	Gainesville, Fla.	Georgia Tech	-	W	7-1
Regional Final	A	Gainesville, Fla.	#1 Florida	#1	W	1-0
Regional Final	A	Gainesville, Fla.	#1 Florida	#1	L	10-0

2005

Round	H/A/N	Location	Opponent	NCAA Seed	W/L	Score
Regional	N	Gainesville, Fla.	USF	-	L	14-3
Regional	A	Gainesville, Fla.	#23 Florida	#13	W	5-3
Regional	N	Gainesville, Fla.	USF	-	L	5-4

Records in the Tournament

All-Time	17-20
Regionals	17-18
Super Regionals	0-2
College World Series	0-0
Home	3-0
Away	2-14
Neutral	12-6
Against Nat'l Seeds	2-14

Records vs. Opponents

Auburn	1-0
Florida	2-7
Florida A&M	1-0
Florida Atlantic	2-0
FIU	1-1
Florida State	0-5
Georgia Tech	1-0
Kennesaw State	1-0
Michigan	2-0
Oklahoma	0-2
South Carolina	3-1
Stetson	1-1
USF	1-3
Villanova	1-0

Player Highs

GAME - Hitting

Hits	4, Tiffany Lane (5/17/08)
Runs	3, Allyse Volpe (5/20/22)
Doubles	2, M. Bejarano (5/21/22), S. Best (5/21/05)
Triples	2, Tiffany Lane (5/17/08)
Home Runs	2, Jada Cody (5/20/22)
RBI	5, Jada Cody (5/20/22), Hillary Barrow (5/21/10)
Walks	3, Sarah Willis (5/19/23)
SB	2, M. Bullard (5/21/10), N. Land (5/18/12)
SB Attempts	2, 3 times, last occurrence 5/18/12

GAME - Pitching

IP	11.0, Kama Woodall (5/21/22)
Strikeouts	10, Kama Woodall (5/21/22)
Hits (low) *	1, Mackenzie Audas (5/17/15)
ER (low) *	0, 7 times, last occurrence 5/22/21
Walks (low) *	0, 4 times, last occurrence 5/15/15

* - indicates category with minimum of 4 IP to be eligible

CAREER - Hitting

At-Bats	39, Tiffany Lane (2008-11)
Batting Average *	.545, Chloe Evans (2023)
Hits	11, Jada Cody (2021-23); Jessica Ujvari (2014-16)
Runs	7, Jada Cody (2021-23)
Doubles	2, Aubrey Evans (2023); 8 players tied
Triples	2, Tiffany Lane (2008-11)
Home Runs	3, J. Cody (2021-22); F. Sullivan (2012-15)
RBI	8, Jada Cody (2021-23); Hillary Barrow (2007-10)
SB	4, Kahley Novak (2012-15)
SB Attempts	4, Kahley Novak (2012-15)
Total Bases	22, J. Cody (2021-23)

* - indicates category with minimum of 11 at-bats to be eligible

CAREER - Pitching

Innings Pitched	401, Mackenzie Audas (2012-15)
Strikeouts	43, Mackenzie Audas (2012-15)
ERA *	1.82, Jamie Ujvari (2014-16)
Earned Runs *	4, K. Woodall (2022); J. Ujvari (2014-16)
Hits *	11, Jamie Ujvari (2014-16)
Walks *	4, Ashleigh Cole (2007-10)
Wins	3, Shelby Turnier (2013-16); Allison Kime (2006-08)
Losses (most)	5, Shelby Turnier (2013-16)
Saves	1, Jamie Ujvari (2014-16)
Complete Games	3, Mackenzie Audas (2012-15)

* - indicates category with minimum of 15 IP to be eligible

Team Game Highs

Runs For	9, vs. Michigan, 5/22/22
Runs Against	14, vs. USF, 5/20/05
Hits For	14, vs. Villanova, 5/20/22
Hits Against	20, vs. USF, 5/20/05
Errors Commit (most)	3, 3x, last vs. Michigan, 5/22/22
Doubles	3, twice, last vs. Michigan, 5/21/22
Triples	2, vs. Georgia Tech, 5/17/08
Home Runs	2, twice, last vs. Villanova, 5/20/22
Stolen Bases	3, 5x, last vs. Michigan, 5/21/22
Walks	9, vs. Michigan, 5/22/22
Strikeouts (low)	0, vs. Florida A&M, 5/17/14

All-Time vs. Opponents

Akron (1-1)

H: (0-0) A: (0-0) N: (1-1)
 Feb. 28, 2004 N..... L, 3-5
 March 13, 2004 N..... W, 10-6

Alabama (2-5)

H: (1-0) A: (0-4) N: (1-1)
 Feb. 28, 2010 N..... W, 3-2
 Feb. 21, 2014 A..... L, 3-8
 Feb. 22, 2014 A..... L, 0-1
 Feb. 12, 2016 H..... W, 8-1
 Feb. 24, 2017 A..... L, 0-4
 Feb. 26, 2017 A..... L, 2-3
 Feb. 18, 2023 N..... L, 5-6

Alabama State (1-0)

H: (1-0) A: (0-0) N: (0-0)
 Feb. 24, 2007 H..... W, 9-0

Albany (1-0)

H: (1-0) A: (0-0) N: (0-0)
 Feb. 23, 2007 H..... W, 1-0

Arizona (1-1)

H: (1-0) A: (0-0) N: (0-1)
 Feb. 20, 2016 N..... L, 4-19
 March, 8, 2021 H..... W, 2-0

Arizona State (1-2)

H: (0-0) A: (0-1) N: (1-1)
 Feb. 6, 2009 A..... L, 7-10
 March 17, 2023 N..... W, 8-0
 March 18, 2023 N..... L, 0-6

Arkansas (2-3)

H: (0-0) A: (0-0) N: (2-3)
 Feb. 2, 2002 N..... W, 6-5
 Feb. 3, 2002 N..... L, 1-2
 Feb. 8, 2003 N..... L, 2-6
 Feb. 26, 2010 N..... L, 0-6
 Feb. 14, 2015 N..... W, 6-1

Army (1-0)

H: (1-0) A: (0-0) N: (0-0)
 March 19, 2003 H..... W, 18-2

Auburn (1-2)

H: (0-2) A: (0-0) N: (1-0)
 Feb. 22, 2008 H..... L, 0-1
 Feb. 17, 2016 H..... L, 0-2
 May 21, 2021 N..... W, 5-4

Austin Peay (1-0)

H: (0-0) A: (0-0) N: (1-0)
 March 13, 2002 N..... W, 6-3

Ball State (4-2)

H: (3-2) A: (0-0) N: (1-0)
 March 9, 2006 N..... W, 4-1
 March 10, 2009 H..... L, 0-1
 March 8, 2011 H..... L, 5-7
 March 8, 2016 H..... W, 5-2
 March 9, 2016 H..... W, 8-0
 March 6, 2018 H..... W, 2-1

Baylor (2-5)

H: (2-2) A: (0-3) N: (0-0)
 March 12, 2008 H..... W, 3-0
 March 19, 2016 A..... L, 1-3
 March 19, 2016 A..... L, 0-2
 March 20, 2016 A..... L, 0-3
 March 17, 2017 H..... L, 5-16
 March 18, 2017 H..... L, 0-5
 March 19, 2017 H..... W, 4-2

Belmont (8-0)

H: (2-0) A: (6-0) N: (0-0)
 April 20, 2002 A..... W, 16-1
 April 20, 2002 A..... W, 5-0
 April 5, 2003 A..... W, 5-2
 April 5, 2003 A..... W, 11-0
 March 27, 2004 A..... W, 8-0
 March 27, 2004 A..... W, 18-7
 April 2, 2005 H..... W, 2-0
 April 2, 2005 H..... W, 12-3

Bethune-Cookman (24-5)

H: (11-2) A: (11-3) N: (2-0)
 Feb. 2, 2002 A..... L, 2-3
 Feb. 3, 2002 A..... W, 4-3
 Feb. 9, 2002 N..... W, 4-2
 Feb. 1, 2003 H..... W, 5-2
 Feb. 2, 2003 H..... W, 4-1
 Jan. 27, 2004 A..... W, 5-1
 Jan. 27, 2004 A..... W, 3-1
 Jan. 29, 2005 A..... W, 3-2
 Jan. 29, 2005 A..... L, 3-5
 Feb. 15, 2006 H..... L, 2-6
 Feb. 15, 2006 H..... W, 3-0
 March 4, 2006 H..... L, 3-4
 March 15, 2007 H..... W, 9-1
 March 15, 2007 H..... W, 18-2
 April 8, 2008 H..... W, 2-1
 April 30, 2008 A..... W, 7-1
 Feb. 25, 2009 H..... W, 2-0
 April 22, 2009 A..... W, 3-0
 April 21, 2010 H..... W, 7-4
 April 13, 2011 A..... L, 0-5
 Feb. 11, 2012 N..... W, 10-4
 April 18, 2012 H..... W, 5-1
 May 1, 2012 A..... W, 4-0
 April 17, 2013 A..... W, 5-4
 April 16, 2014 A..... W, 6-0
 May 3, 2017 A..... W, 6-1
 May 3, 2017 A..... W, 5-4
 Mar. 27, 2018 H..... W, 8-0
 April 24, 2019 H..... W, 7-0

Binghamton (0-2)

H: (0-2) A: (0-0) N: (0-0)
 March 12, 2003 H..... L, 0-1
 March 13, 2003 H..... L, 0-1

Birmingham Southern (1-0)

H: (1-0) A: (0-0) N: (0-0)
 Feb. 22, 2008 H..... W, 5-2

Boise State (1-0)

H: (1-0) A: (0-0) N: (0-0)
 Feb. 10, 2023 H..... W, 9-8

Boston College (8-0)

H: (6-0) A: (0-0) N: (2-0)
 Feb. 6, 2004 N..... W, 5-0
 March 7, 2006 N..... W, 4-1
 Feb. 21, 2009 H..... W, 2-1
 March 6, 2010 H..... W, 2-1
 March 5, 2014 H..... W, 9-1
 Feb. 6, 2015 H..... W, 4-0
 Feb. 7, 2015 H..... W, 3-0
 March 6, 2019 H..... W, 4-1

Boston University (2-2)

H: (1-1) A: (0-0) N: (1-1)
 Feb. 19, 2005 H..... W, 6-4
 March 12, 2005 N..... L, 0-1
 Feb. 23, 2007 H..... L, 5-6
 March 11, 2022 N..... W, 6-2

Bowling Green (1-0)

H: (1-0) A: (0-0) N: (0-0)
 March 9, 2014 H..... W, 2-0

Bradley (2-1)

H: (2-1) A: (0-0) N: (0-0)
 March 15, 2005 H..... L, 3-11
 March 15, 2005 H..... W, 3-2
 March 6, 2015 H..... W, 3-0

Bucknell (1-0)

H: (1-0) A: (0-0) N: (0-0)
 March 13, 2003 H..... W, 11-0

Buffalo (1-0)

H: (1-0) A: (0-0) N: (0-0)
 Feb. 17, 2013 H..... W, 6-1

Butler (3-0)

H: (3-0) A: (0-0) N: (0-0)
 March 14, 2002 H..... W, 7-0
 March 14, 2015 H..... W, 5-1
 Feb. 9, 2018 H..... W, 501

Cal Poly (2-0)

H: (0-0) A: (0-0) N: (2-0)
 Feb. 20, 2004 N..... W, 7-3
 Feb. 17, 2017 N..... W, 2-1

Cal State Fullerton (2-2)

H: (0-0) A: (2-1) N: (0-1)
 March 7, 2020 N..... L, 2-4
 March 11, 2020 A..... W, 7-0
 March 12, 2022 A..... W, 11-2
 March 4, 2023 A..... L, 6-8

Campbell (7-2)

H: (4-0) A: (3-1) N: (0-1)
 March 8, 2002 H..... W, 3-0
 March 8, 2002 H..... W, 5-4
 March 23, 2002 N..... L, 2-10
 March 15, 2003 A..... W, 4-2
 March 15, 2003 A..... W, 15-1
 April 8, 2004 H..... W, 7-0
 April 8, 2004 H..... W, 8-3
 April 8, 2005 A..... W, 6-2
 April 8, 2005 A..... L, 1-4

Canisius (1-0)

H: (0-0) A: (0-0) N: (1-0)
 Feb. 29, 2004 N..... W, 6-0

Centenary (1-0)

H: (1-0) A: (0-0) N: (0-0)
 Feb. 24, 2009 H..... W, 7-3

Central Arkansas (1-0)

H: (1-0) A: (0-0) N: (0-0)
 Feb. 9, 2008 H..... W, 11-2

Central Michigan (1-1)

H: (1-1) A: (0-0) N: (0-0)
 March 4, 2005 H..... W, 6-3
 March 6, 2005 H..... L, 2-3

Charleston (1-2)

H: (1-1) A: (0-1) N: (0-0)
 Feb. 28, 2004 A..... L, 0-2
 March 5, 2010 H..... W, 4-1
 March 1, 2014 H..... L, 0-1

Charleston Southern (4-0)

H: (3-0) A: (0-0) N: (1-0)
 Feb. 15, 2002 N..... W, 8-4
 Feb. 28, 2003 H..... W, 8-0
 March 1, 2003 H..... W, 10-0
 March 18, 2005 H..... W, 9-1

Charlotte (1-0)

H: (0-0) A: (0-0) N: (1-0)
 Feb. 27, 2016 N..... W, 4-1

Chattanooga (3-1)

H: (0-0) A: (0-0) N: (4-0)
 Feb. 14, 2010 N..... L, 2-4
 Feb. 11, 2012 N..... W, 6-2
 March 9, 2018 N..... W, 3-1
 March 9, 2019 N..... W, 4-1

Clemson (1-0)

H: (1-0) A: (0-0) N: (0-0)
 Feb. 8, 2020 H..... W, 8-0

Colgate (2-1)

H: (1-1) A: (0-0) N: (1-0)
 March 17, 2002 N..... W, 6-0
 March 18, 2003 H..... L, 1-5
 March 8, 2014 H..... W, 2-0

Colorado State (1-0)

H: (0-0) A: (0-0) N: (1-0)
 Feb. 17, 2007 N..... W, 1-0

Columbia (1-1)

H: (1-0) A: (0-0) N: (0-1)
 March 20, 2002 N..... L, 1-2
 March 18, 2003 H..... W, 2-1

Connecticut (18-4)

H: (9-2) A: (5-2) N: (4-0)
 Feb. 26, 2005 N..... W, 7-0
 Feb. 26, 2005 N..... W, 1-0
 March 10, 2010 H..... W, 5-1
 March 2, 2013 H..... L, 3-4
 May 3, 2014 A..... W, 7-4

All-Time vs. Opponents

May 3, 2014..... A..... W, 3-0
 May 4, 2014..... A..... W, 12-5
 May 8, 2014..... N..... W, 6-0
 March 28, 2015..... H..... W, 2-1
 March 28, 2015..... H..... W, 2-1
 March 29, 2015..... H..... W, 6-1
 April 1, 2016..... A..... W, 1-0
 May 12, 2016..... N..... W, 3-2
 April 28, 2017..... H..... L, 3-8
 April 29, 2017..... H..... W, 3-2
 April 30, 2017..... H..... W, 9-0
 April 7, 2018..... A..... W, 8-3
 April 7, 2018..... A..... L, 3-11
 April 8, 2018..... A..... L, 1-5
 March 22, 2019..... H..... W, 2-0
 March 23, 2019..... H..... W, 2-1
 March 24, 2019..... H..... W, 2-1

Cornell (1-2)

H: (1-1) A: (0-0) N: (0-1)
 March 19, 2002..... N..... L, 1-8
 March 24, 2010..... H..... L, 3-4
 March 24, 2010..... H..... W, 7-2

Creighton (2-0)

H: (2-0) A: (0-0) N: (0-0)
 March 3, 2006..... H..... W, 7-0
 March 5, 2006..... H..... W, 1-0

CSUN (1-0)

H: (0-0) A: (1-0) N: (0-0)
 March 9, 2020..... A..... W, 7-0

Dartmouth (2-1)

H: (2-0) A: (0-0) N: (0-1)
 March 19, 2002..... N..... L, 5-8
 March 21, 2007..... H..... W, 3-1
 March 21, 2007..... H..... W, 5-1

Delaware (1-0)

H: (1-0) A: (0-0) N: (0-0)
 Feb. 19, 2011..... H..... W, 4-1

Delaware State (1-0)

H: (1-0) A: (0-0) N: (0-0)
 March 10, 2017..... H..... W, 11-3

DePaul (2-3)

H: (1-0) A: (0-0) N: (1-3)
 Feb. 5, 2005..... N..... W, 3-0
 March 12, 2006..... N..... L, 1-3
 Feb. 8, 2013..... N..... L, 0-11
 Feb. 23, 2013..... N..... L, 3-5
 Feb. 26, 2022..... H..... W, 2-0

Detroit (1-0)

H: (0-0) A: (0-0) N: (1-0)
 March 5, 2003..... N..... W, 13-5

Drake (1-1)

H: (1-1) A: (0-0) N: (0-0)
 Feb. 24, 2008..... H..... W, 2-1
 March 13, 2010..... H..... L, 0-5

Duke (1-2)

H: (1-1) A: (0-0) N: (0-1)
 Feb. 8, 2020..... H..... W, 5-2
 Feb. 9, 2020..... H..... L, 2-3

Feb. 18, 2023..... N..... L, 3-4

East Carolina (34-20)

H: (13-10) A: (20-8) N: (1-2)
 May 6, 2006..... H..... L, 1-2
 May 6, 2006..... H..... L, 6-8
 May 7, 2006..... H..... L, 1-2
 March 10, 2007..... A..... L, 0-3
 March 10, 2007..... A..... L, 0-1
 March 11, 2007..... A..... L, 1-3
 May 11, 2007..... H..... W, 3-1
 May 12, 2007..... H..... L, 0-1
 March 8, 2008..... H..... L, 2-6
 March 8, 2008..... H..... L, 1-2
 March 9, 2008..... H..... W, 10-6
 March 28, 2009..... A..... L, 0-3
 March 28, 2009..... A..... L, 0-3
 March 29, 2009..... A..... L, 0-5
 April 2, 2010..... H..... L, 0-2
 April 2, 2010..... H..... L, 0-2
 April 3, 2010..... H..... L, 0-6
 May 15, 2010..... N..... L, 1-3
 April 9, 2011..... A..... W, 1-0
 April 9, 2011..... A..... W, 3-2
 April 10, 2011..... A..... L, 0-1
 March 31, 2012..... H..... W, 8-2
 April 2, 2012..... H..... W, 2-0
 April 3, 2012..... H..... W, 4-3
 May 4, 2013..... A..... W, 3-0
 May 4, 2013..... A..... W, 3-1
 May 5, 2013..... A..... W, 6-1
 March 21, 2015..... A..... W, 2-0
 March 21, 2015..... A..... W, 8-0
 March 22, 2015..... A..... W, 3-0
 May 6, 2016..... H..... L, 1-2
 May 7, 2016..... H..... W, 8-0
 May 8, 2016..... H..... W, 5-0
 March 31, 2017..... A..... L, 0-9
 April 1, 2017..... A..... W, 12-3
 April 2, 2017..... A..... W, 3-0
 May 10, 2017..... N..... L, 2-4
 May 4, 2018..... H..... W, 3-1
 May 5, 2018..... H..... W, 9-3
 May 6, 2018..... H..... W, 4-3
 March 29, 2019..... A..... W, 6-2
 March 30, 2019..... A..... W, 5-3
 March 20, 2019..... A..... W, 7-2
 Apr. 9, 2021..... A..... W, 4-3
 Apr. 9, 2021..... A..... W, 9-5
 Apr. 10, 2021..... A..... W, 4-0
 Apr. 11, 2021..... A..... W, 8-0
 May 13, 2021..... N..... W, 4-3
 April 14, 2022..... H..... W, 1-0
 April 15, 2022..... H..... W, 6-1
 April 16, 2022..... H..... W, 2-1
 March 31, 2023..... A..... W, 8-0
 April 1, 2023..... A..... W, 4-0
 April 2, 2023..... A..... W, 9-2

East Tennessee State (0-1)

H: (0-0) A: (0-0) N: (0-1)
 March 12, 2004..... N..... L, 5-9

Evansville (1-1)

H: (1-0) A: (0-0) N: (0-1)
 March 12, 2003..... H..... W, 2-1
 March 9, 2004..... N..... L, 0-5

Fairfield (1-0)

H: (1-0) A: (0-0) N: (0-0)
 March 13, 2015..... H..... W, 10-2

Florida (6-24)

H: (3-7) A: (3-13) N: (0-4)
 Jan. 25, 2003..... H..... L, 5-6
 Jan. 25, 2003..... H..... L, 0-1
 Feb. 11, 2004..... A..... L, 1-5
 Feb. 6, 2005..... N..... L, 1-6
 May 21, 2005..... A..... W, 5-3
 April 19, 2006..... H..... L, 0-3
 May 17, 2008..... A..... L, 0-3
 May 18, 2008..... A..... W, 1-0
 May 18, 2008..... A..... L, 0-10
 April 15, 2009..... A..... L, 0-3
 March 31, 2010..... H..... L, 3-4
 May 22, 2010..... A..... L, 0-6
 April 20, 2011..... A..... L, 1-8
 April 11, 2012..... H..... W, 2-0
 May 19, 2012..... A..... L, 1-7
 April 3, 2013..... A..... L, 1-2
 March 26, 2014..... H..... L, 6-10
 May 18, 2014..... N..... L, 0-7
 Feb. 25, 2015..... A..... L, 1-2
 April 6, 2016..... H..... L, 1-3
 May 21, 2016..... N..... L, 0-5
 May 22, 2016..... N..... L, 0-8
 April 19, 2017..... A..... L, 1-9
 April 4, 2018..... H..... W, 1-0
 March 13, 2019..... A..... L, 0-5
 March 24, 2021..... H..... W, 8-6
 Apr. 14, 2021..... A..... W, 7-0
 Feb. 27, 2022..... H..... L, 11-12
 March 30, 2022..... A..... L, 3-10
 March 8, 2023..... A..... L, 0-3

Florida A&M (15-4)

H: (8-1) A: (3-2) N: (4-1)
 April 28, 2002..... A..... W, 8-0
 April 28, 2002..... A..... W, 7-3
 Feb. 4, 2005..... N..... L, 3-6
 Feb. 22, 2005..... A..... W, 14-9
 Feb. 22, 2005..... A..... L, 3-5
 Feb. 25, 2005..... N..... W, 7-1
 Feb. 29, 2008..... N..... W, 10-6
 Feb. 28, 2009..... H..... W, 7-0
 Feb. 21, 2010..... H..... L, 2-3
 Feb. 23, 2011..... A..... L, 4-5
 March 5, 2011..... H..... W, 5-1
 Feb. 10, 2012..... N..... W, 9-1
 Feb. 16, 2013..... H..... W, 3-1
 Feb. 17, 2013..... H..... W, 9-1
 Feb. 15, 2014..... H..... W, 1-0
 May 17, 2014..... N..... W, 2-1

Eastern Kentucky (1-0)

H: (1-0) A: (0-0) N: (0-0)
 March 4, 2005..... H..... W, 9-1

Eastern Michigan (6-0)

H: (6-0) A: (0-0) N: (0-0)
 March 1, 2007..... H..... W, 4-2
 March 1, 2007..... H..... W, 7-4
 Feb. 25, 2009..... H..... W, 5-4

Feb. 25, 2012..... H..... W, 7-2
 Feb. 26, 2012..... H..... W, 4-3
 Feb. 28, 2012..... H..... W, 8-6

Florida Atlantic (15-15)

H: (5-5) A: (7-7) N: (2-4)
 March 29, 2002..... A..... W, 3-0
 March 29, 2002..... A..... L, 0-6
 April 26, 2003..... H..... L, 1-4
 April 26, 2003..... H..... L, 1-4
 May 9, 2003..... N..... W, 3-2
 May 10, 2003..... N..... L, 5-6
 May 10, 2003..... N..... L, 1-5
 May 5, 2004..... A..... L, 0-1
 May 5, 2004..... A..... L, 0-1
 May 14, 2004..... A..... L, 0-7
 May 15, 2004..... A..... L, 0-1
 March 29, 2005..... H..... W, 4-1
 March 29, 2005..... H..... L, 2-3
 May 12, 2005..... A..... L, 0-3
 May 13, 2005..... A..... W, 3-2
 Feb. 9, 2007..... N..... L, 0-10
 April 11, 2007..... H..... W, 1-0
 April 11, 2007..... H..... L, 0-1
 March 25, 2008..... A..... W, 3-0
 March 12, 2014..... H..... W, 2-0
 March 26, 2015..... A..... W, 2-0
 March 15, 2016..... H..... L, 0-2
 May 20, 2016..... N..... W, 1-0
 May 21, 2016..... N..... W, 2-1
 April 5, 2017..... A..... L, 0-4
 April 17, 2018..... H..... W, 2-1
 Feb. 16, 2020..... H..... W, 10-0
 March 13, 2021..... A..... W, 3-0
 March 14, 2021..... A..... W, 5-0
 March 14, 2021..... A..... W, 4-0

FIU (10-5)

H: (2-3) A: (5-1) N: (3-1)
 Feb. 25, 2005..... A..... L, 2-3
 Feb. 27, 2005..... A..... W, 5-1
 March 26, 2008..... A..... W, 9-5
 March 17, 2009..... H..... L, 6-8
 May 21, 2010..... N..... W, 7-1
 May 22, 2010..... N..... L, 0-7
 April 10, 2013..... A..... W, 2-0
 March 13, 2014..... H..... L, 5-9
 March 25, 2015..... A..... W, 8-3
 April 24, 2019..... H..... L, 1-4
 Feb. 22, 2020..... N..... W, 4-2
 Feb. 23, 2020..... N..... W, 7-1
 March 11, 2021..... H..... W, 7-1
 Feb. 23, 2022..... A..... W, 11-0
 April 11, 2023..... H..... W, 9-1

Florida Gulf Coast (12-1)

H: (7-0) A: (5-1) N: (0-0)
 Feb. 25, 2012..... H..... W, 2-1
 March 10, 2016..... H..... W, 8-0
 March 11, 2016..... H..... W, 5-3
 March 1, 2017..... A..... W, 5-1
 March 4, 2017..... H..... W, 5-3
 Feb. 13, 2021..... A..... W, 13-0
 Feb. 13, 2021..... A..... W, 8-0
 Feb. 14, 2021..... A..... L, 2-3
 Feb. 14, 2021..... A..... W, 8-5
 March 4, 2022..... H..... W, 9-2
 March 5, 2022..... H..... W, 11-2

All-Time vs. Opponents

March 6, 2022..... H..... W, 10-2
 April 5, 2023..... A..... W, 7-2

Florida State (5-24)

H: (3-10) A: (2-10) N: (0-4)

March 23, 2002..... N..... L, 2-10
 April 9, 2003..... A..... L, 1-2
 April 9, 2003..... A..... L, 0-2
 April 10, 2004..... H..... L, 1-2
 April 10, 2004..... H..... L, 2-3
 April 13, 2005..... A..... W, 2-1
 April 13, 2005..... A..... L, 0-1
 May 2, 2006..... H..... L, 0-2
 May 2, 2006..... H..... L, 2-8
 March 28, 2007..... A..... W, 1-0
 March 28, 2007..... A..... L, 3-8
 April 9, 2008..... H..... W, 2-0
 April 9, 2008..... H..... W, 4-1
 April 7, 2010..... H..... L, 1-6
 April 6, 2011..... H..... W, 2-1
 Feb. 22, 2012..... A..... L, 2-6
 Feb. 20, 2013..... H..... L, 3-10
 Feb. 19, 2014..... A..... L, 1-6
 May 16, 2015..... N..... L, 1-2
 May 17, 2015..... N..... L, 0-5
 April 26, 2016..... A..... L, 1-7
 March 22, 2017..... H..... L, 0-4
 March 3, 2019..... H..... L, 1-2
 March 4, 2019..... H..... L, 3-9
 March 4, 2020..... H..... L, 3-8
 May 22, 2021..... A..... L, 0-3
 May 23, 2021..... A..... L, 0-2
 Feb. 20, 2022..... N..... L, 0-8
 May 20, 2023..... A..... L, 1-5

Fordham (3-0)

H: (2-0) A: (0-0) N: (1-0)

Feb. 22, 2013..... N..... W, 4-0
 Feb. 9, 2014..... H..... W, 2-1
 Feb. 13, 2016..... H..... W, 4-0

Fresno State (4-0)

H: (1-0) A: (1-0) N: (2-0)

Feb. 14, 2003..... N..... W, 3-2
 Feb. 12, 2022..... H..... W, 6-1
 March 9, 2022..... A..... W, 10-2
 March 2, 2023..... N..... W, 1-0

Furman (7-1)

H: (3-0) A: (0-0) N: (4-1)

March 8, 2003..... N..... W, 3-2
 Feb. 28, 2004..... N..... W, 3-0
 March 4, 2004..... N..... W, 5-1
 March 14, 2004..... N..... W, 7-3
 March 9, 2019..... N..... L, 2-3
 March 19, 2022..... H..... W, 8-0
 March 19, 2022..... H..... W, 8-4
 March 20, 2022..... H..... W, 9-0

Gardner-Webb (11-1)

H: (5-1) A: (2-0) N: (4-0)

Feb. 16, 2002..... N..... W, 6-5
 March 3, 2003..... H..... W, 8-0
 March 3, 2003..... H..... L, 3-5
 April 4, 2004..... H..... W, 6-0
 April 4, 2004..... H..... W, 7-0
 Feb. 5, 2005..... N..... W, 10-1
 April 10, 2005..... A..... W, 5-0

April 10, 2005..... A..... W, 11-2
 Feb. 24, 2017..... N..... W, 5-0
 Feb. 25, 2017..... N..... W, 9-1
 Feb. 23, 2023..... H..... W, 8-0
 Feb. 23, 2023..... H..... W, 10-2

George Mason (6-0)

H: (6-0) A: (0-0) N: (0-0)

Feb. 24, 2007..... H..... W, 4-0
 Feb. 23, 2008..... H..... W, 10-1
 Feb. 14, 2009..... H..... W, 4-1
 Feb. 6, 2015..... H..... W, 7-0
 Feb. 7, 2015..... H..... W, 10-1
 Feb. 9, 2019..... H..... W, 7-0

Georgetown (2-0)

H: (2-0) A: (0-0) N: (0-0)

March 7, 2012..... H..... W, 3-2
 March 7, 2012..... H..... W, 5-0

Georgia (1-3)

H: (1-2) A: (0-0) N: (0-1)

Feb. 13, 2010..... N..... L, 0-12
 March 11, 2017..... H..... L, 5-6
 Feb. 10, 2022..... H..... W, 7-6
 Feb. 9, 2023..... H..... L, 2-4

Georgia Southern (1-1)

H: (1-1) A: (0-0) N: (0-0)

March 7, 2010..... H..... W, 4-3
 March 14, 2018..... H..... L, 1-7

Georgia State (8-3)

H: (4-0) A: (4-1) N: (0-2)

Feb. 15, 2002..... A..... W, 5-2
 March 5, 2002..... H..... W, 2-1
 March 5, 2002..... H..... W, 5-4
 May 9, 2002..... N..... L, 5-6
 May 10, 2002..... N..... L, 2-4
 March 29, 2003..... A..... W, 3-0
 March 29, 2003..... A..... W, 9-1
 April 17, 2004..... H..... W, 4-1
 April 17, 2004..... H..... W, 2-0
 April 15, 2005..... A..... W, 4-0
 April 15, 2005..... A..... L, 2-6

Georgia Tech (3-2)

H: (2-1) A: (0-0) N: (1-1)

March 19, 2005..... H..... W, 1-0
 March 20, 2005..... H..... L, 0-8
 May 17, 2008..... N..... W, 7-1
 Feb. 26, 2010..... N..... L, 0-1
 March 23, 2016..... H..... W, 1-0

Harvard (1-0)

H: (1-0) A: (0-0) N: (0-0)

March 5, 2010..... H..... W, 9-0

Hawaii (2-2)

H: (2-1) A: (0-0) N: (0-1)

Feb. 13, 2005..... N..... L, 3-6
 Feb. 15, 2008..... A..... L, 1-3
 Feb. 21, 2015..... A..... W, 4-0
 Feb. 22, 2015..... A..... W, 6-0

Hofstra (4-2)

H: (4-2) A: (0-0) N: (0-0)

Feb. 17, 2003..... H..... W, 4-1

Feb. 17, 2003..... H..... W, 5-4
 Feb. 21, 2006..... H..... L, 4-6
 Feb. 21, 2007..... H..... L, 1-3
 Feb. 21, 2007..... H..... W, 2-1
 Feb. 19, 2018..... H..... W, 1-0

Holy Cross (1-0)

H: (0-0) A: (0-0) N: (1-0)

March 4, 2007 Neutral..... W, 9-0

Houston (32-22)

H: (22-9) A: (9-12) N: (1-1)

March 25, 2006..... H..... L, 1-5
 March 25, 2006..... H..... L, 2-3
 March 26, 2006..... H..... L, 0-4
 April 21, 2007..... A..... L, 0-6
 April 21, 2007..... A..... L, 0-7
 April 22, 2007..... A..... L, 0-7
 May 10, 2007..... H..... L, 2-1
 April 5, 2008..... H..... L, 1-5
 April 6, 2008..... H..... W, 6-4
 May 10, 2008..... A..... W, 4-2
 April 19, 2009..... A..... L, 4-6
 April 19, 2009..... A..... W, 3-1
 March 20, 2010..... H..... W, 5-1
 March 20, 2010..... H..... W, 2-1
 March 21, 2010..... H..... W, 1-0
 May 7, 2011..... A..... L, 0-2
 May 7, 2011..... A..... L, 0-4
 May 8, 2011..... A..... L, 0-7
 April 28, 2012..... H..... W, 4-1
 April 28, 2012..... H..... W, 4-0
 April 29, 2012..... H..... W, 6-3
 May 10, 2012..... N..... L, 2-6
 March 16, 2013..... A..... W, 4-3
 March 16, 2013..... A..... L, 0-4
 March 17, 2013..... A..... L, 1-2
 April 26, 2014..... H..... W, 7-1
 April 26, 2014..... H..... W, 7-2
 April 27, 2014..... H..... W, 7-5
 April 11, 2015..... H..... W, 3-0
 April 11, 2015..... H..... W, 13-0
 April 12, 2015..... H..... W, 8-2
 April 15, 2016..... A..... L, 0-7
 April 15, 2016..... A..... W, 8-0
 April 16, 2016..... A..... W, 8-3
 March 24, 2017..... H..... W, 5-3
 March 25, 2017..... H..... L, 5-11
 March 26, 2017..... H..... L, 4-5
 March 29, 2018..... A..... W, 3-0
 March 30, 2018..... A..... W, 7-2
 March 31, 2018..... A..... L, 0-4
 April 26, 2019..... H..... L, 0-3
 April 27, 2019..... H..... W, 4-1
 April 28, 2019..... H..... L, 1-9
 March 26, 2021..... H..... W, 2-1
 March 26, 2021..... H..... W, 5-1
 March 27, 2021..... H..... W, 4-1
 March 28, 2021..... H..... W, 4-3
 April 22, 2022..... A..... W, 4-1
 April 23, 2022..... A..... W, 5-1
 April 24, 2022..... A..... L, 8-9
 May 13, 2022..... N..... W, 4-2
 April 28, 2023..... H..... W, 7-0
 April 29, 2023..... H..... W, 8-2
 April 30, 2023..... H..... W, 4-0

Illinois (2-0)

H: (1-0) A: (0-0) N: (1-0)

Feb. 20, 2009..... H..... W, 9-1
 Feb. 10, 2018..... N..... W, 3-2

Illinois Chicago (5-0)

H: (5-0) A: (0-0) N: (0-0)

Feb. 20, 2009..... H..... W, 9-1
 Feb. 18, 2011..... H..... W, 4-3
 March 3, 2012..... H..... W, 7-0
 Feb. 14, 2014..... H..... W, 5-1
 March 14, 2015..... H..... W, 2-1

Illinois State (2-0)

H: (2-0) A: (0-0) N: (0-0)

Feb. 8, 2008..... H..... W, 5-0
 March 8, 2016..... H..... W, 1-0

Indiana (5-0)

H: (2-0) A: (0-0) N: (3-0)

March 9, 2003..... N..... W, 4-1
 Feb. 7, 2004..... N..... W, 11-3
 Feb. 22, 2013..... N..... W, 3-2
 Feb. 6, 2020..... H..... W, 8-0
 Feb. 7, 2020..... H..... W, 11-2

Indiana State (1-0)

H: (1-0) A: (0-0) N: (0-0)

March 12, 2016..... H..... W, 10-2

Iona (2-1)

H: (2-0) A: (0-0) N: (0-1)

March 28, 2002..... N..... L, 4-5
 March 14, 2012..... H..... W, 6-1
 March 18, 2014..... H..... W, 7-2

Iowa (1-2)

H: (1-2) A: (0-0) N: (0-0)

March 20, 2008..... H..... W, 4-1
 March 19, 2009..... H..... L, 1-2
 Feb. 27, 2015..... H..... L, 2-3

Iowa State (4-1)

H: (3-1) A: (0-0) N: (1-0)

March 14, 2017..... H..... L, 3-5
 March 14, 2017..... H..... W, 11-3
 Feb. 14, 2020..... H..... W, 3-2
 Feb. 15, 2020..... H..... W, 9-1
 March 12, 2022..... N..... W, 7-5

Jacksonville (15-2)

H: (9-2) A: (5-0) N: (1-0)

April 13, 2003..... H..... W, 4-0
 April 13, 2003..... H..... W, 6-1
 March 21, 2004..... A..... W, 7-6
 March 21, 2004..... A..... W, 10-2
 April 23, 2005..... H..... W, 7-5
 April 23, 2005..... H..... L, 0-2
 May 13, 2005..... N..... W, 9-5
 April 20, 2006..... H..... W, 3-2
 April 10, 2007..... A..... W, 4-2
 March 19, 2008..... H..... W, 9-1
 Feb. 18, 2009..... A..... W, 5-3
 May 4, 2010..... H..... W, 3-0
 Feb. 24, 2012..... H..... L, 2-3
 March 2, 2012..... H..... W, 2-1
 March 5, 2014..... H..... W, 4-2

All-Time vs. Opponents

Feb. 25, 2018..... A..... W, 5-3
Apr. 3, 2019..... H..... W, 3-2

Jacksonville State (3-2)
H: (2-0) A: (0-2) N: (1-0)

April 13, 2002..... A..... L, 1-5
April 13, 2002..... A..... L, 0-8
April 11, 2003..... H..... W, 6-5
April 11, 2003..... H..... W, 5-0
March 2, 2007..... N..... W, 5-0

James Madison (2-4)
H: (2-3) A: (0-0) N: (0-1)

Feb. 15, 2014..... H..... W, 3-2
March 15, 2015..... H..... L, 1-2
Feb. 13, 2016..... H..... L, 0-1
March 8, 2017..... H..... L, 1-9
Feb. 24, 2018..... N..... L, 2-3
Feb. 26, 2022..... H..... W, 11-0

Kansas (2-2)
H: (2-1) A: (0-0) N: (0-1)

Feb. 20, 2004..... N..... L, 2-3
Feb. 9, 2008..... H..... W, 5-2
Feb. 10, 2008..... H..... L, 0-6
Feb. 7, 2014..... H..... W, 1-0

Kennesaw State (5-2)
H: (4-2) A: (0-0) N: (1-0)

March 10, 2009..... H..... L, 1-3
March 6, 2021..... H..... W, 5-1
March 7, 2021..... H..... W, 7-4
March 7, 2021..... H..... L, 1-8
May 22, 2021..... N..... W, 2-0
March 11, 2023..... H..... W, 11-5
March 12, 2023..... H..... W, 8-0

Kent State (5-1)
H: (5-1) A: (0-0) N: (0-0)

March 19, 2005..... H..... W, 4-2
March 23, 2011..... H..... W, 3-2
March 21, 2012..... H..... W, 2-1
March 6, 2015..... H..... L, 0-1
March 7, 2015..... H..... W, 5-1
March 22, 2016..... H..... W, 4-2

Kentucky (2-2)
H: (0-1) A: (0-0) N: (2-1)

Feb. 15, 2008..... N..... W, 7-2
Feb. 16, 2008..... N..... W, 6-0
Feb. 17, 2008..... N..... L, 1-4
Feb. 11, 2017..... H..... L, 3-6

LaSalle (2-0)
H: (1-0) A: (0-0) N: (1-0)

March 2, 2004..... N..... W, 9-0
March 4, 2016..... H..... W, 9-0

Liberty (6-0)
H: (5-0) A: (0-0) N: (1-0)

March 11, 2002..... N..... W, 3-1
March 12, 2008..... H..... W, 3-0
March 16, 2011..... H..... W, 4-3
March 13, 2013..... H..... W, 3-0
Feb. 11, 2016..... H..... W, 7-2
Feb. 15, 2022..... H..... W, 3-0

Lipscomb (5-2)
H: (1-1) A: (3-1) N: (1-0)

April 4, 2003..... A..... W, 13-2
April 4, 2003..... A..... L, 5-9
March 26, 2004..... A..... W, 5-2
March 26, 2004..... A..... W, 4-2
March 22, 2005..... H..... W, 4-2
March 22, 2005..... H..... L, 0-1
May 12, 2005..... N..... W, 3-1

LIU Brooklyn (6-0)
H: (4-0) A: (0-0) N: (2-0)

March 11, 2005..... N..... W, 8-0
Feb. 7, 2014..... H..... W, 3-2
March 1, 2015..... H..... W, 2-0
March 5, 2016..... H..... W, 3-1
Feb. 16, 2018..... N..... W, 13-7
Feb. 28, 2020..... H..... W, 9-1

Long Beach State (3-2)
H: (0-0) A: (2-0) N: (1-2)

Feb. 14, 2008..... N..... W, 5-3
Feb. 16, 2008..... N..... L, 2-4
Feb. 17, 2008..... N..... L, 0-5
March 7, 2020..... A..... W, 6-1
March 13, 2022..... A..... W, 12-0

Longwood (5-0)
H: (5-0) A: (0-0) N: (0-0)

Feb. 18, 2005..... H..... W, 9-0
Feb. 20, 2005..... H..... W, 3-1
Feb. 29, 2020..... H..... W, 3-1
March 1, 2020..... H..... W, 2-0
Feb. 12, 2022..... H..... W, 9-1

Louisiana (0-1)
H: (0-1) A: (0-0) N: (0-0)

Feb. 21, 2023..... H..... L, 0-8

Louisville (3-5)
H: (3-2) A: (0-0) N: (0-3)

Feb. 9, 2013..... N..... L, 3-5
April 18, 2014..... H..... L, 0-1
April 18, 2014..... H..... W, 3-2
April 19, 2014..... H..... W, 5-1
May 11, 2014..... N..... L, 2-3
Feb. 9, 2018..... N..... L, 3-5
Feb. 24, 2023..... H..... W, 4-3
Feb. 26, 2023..... H..... L, 5-15

Loyola (Chicago) (1-1)
H: (0-1) A: (0-0) N: (1-0)

March 2, 2004..... N..... W, 1-0
March 4, 2009..... H..... L, 4-10

Loyola Marymount (0-2)
H: (0-0) A: (0-0) N: (0-2)

Feb. 15, 2003..... N..... L, 2-3
March 3, 2023..... N..... L, 2-8

LSU (0-1)
H: (0-0) A: (0-0) N: (0-1)

Feb. 20, 2016..... N..... L, 5-6

Maine (5-2)
H: (2-2) A: (0-0) N: (3-0)

March 13, 2002..... N..... W, 5-4

March 22, 2003..... H..... L, 2-5
March 4, 2004..... N..... W, 3-1
March 7, 2004..... N..... W, 3-1
Feb. 28, 2009..... H..... W, 5-0
March 9, 2010..... H..... L, 4-6
Feb. 26, 2011..... H..... W, 6-3

Manhattan (1-0)
H: (0-0) A: (0-0) N: (1-0)

March 10, 2002..... N..... W, 12-1

Marist (3-0)
H: (1-0) A: (0-0) N: (2-0)

March 26, 2002..... N..... W, 4-2
Feb. 25, 2006..... N..... W, 3-1
March 17, 2014..... H..... W, 11-0

Marshall (16-13)
H: (8-5) A: (6-6) N: (2-2)

Feb. 8, 2002..... N..... W, 9-1
Feb. 7, 2004..... N..... L, 1-2
March 14, 2004..... N..... W, 10-9
March 18, 2006..... A..... L, 2-7
March 18, 2006..... A..... L, 1-6
March 19, 2006..... A..... L, 12-8
March 31, 2007..... H..... W, 4-3
March 31, 2007..... H..... L, 0-7
April 1, 2007..... H..... W, 5-0
May 10, 2007..... H..... W, 5-3
March 29, 2008..... A..... W, 2-1
March 29, 2008..... A..... W, 5-3
March 30, 2008..... A..... W, 7-1
April 10, 2009..... H..... W, 7-3
April 10, 2009..... H..... W, 3-0
April 11, 2009..... H..... L, 6-9
May 7, 2009..... N..... L, 1-2
April 10, 2010..... A..... W, 9-1
April 10, 2010..... A..... W, 8-4
April 11, 2010..... A..... W, 1-0
April 16, 2011..... H..... W, 5-4
April 16, 2011..... H..... W, 6-5
April 17, 2011..... H..... W, 10-6
May 5, 2012..... A..... L, 0-5
May 5, 2012..... A..... L, 0-4
May 6, 2012..... A..... L, 0-1
March 23, 2013..... H..... L, 2-10
March 23, 2013..... H..... L, 1-3
March 23, 2013..... H..... L, 4-5

Maryland (1-2)
H: (1-0) A: (0-0) N: (0-2)

March 2, 2008..... N..... L, 0-1
Feb. 27, 2010..... N..... L, 2-3
March 3, 2015..... H..... W, 8-6

Massachusetts (2-0)
H: (1-0) A: (0-0) N: (1-0)

Feb. 24, 2013..... N..... W, 8-2
Feb. 10, 2023..... H..... W, 7-1

McNeese State (5-1)
H: (3-0) A: (0-0) N: (2-1)

Feb. 6, 2004..... N..... W, 11-0
Feb. 21, 2014..... N..... W, 5-2
Feb. 22, 2014..... N..... L, 2-8
Feb. 26, 2021..... H..... W, 3-0
Feb. 26, 2021..... H..... W, 4-1
Feb. 27, 2021..... H..... W, 11-3

Memphis (38-16)
H: (17-5) A: (19-10) N: (2-1)

April 14, 2006..... H..... W, 2-1
April 14, 2006..... H..... W, 4-3
April 15, 2006..... H..... L, 1-3
May 5, 2007..... A..... L, 1-2
May 5, 2007..... A..... L, 1-2
May 6, 2007..... A..... L, 1-2
April 19, 2008..... H..... W, 5-0
April 19, 2008..... H..... W, 4-2
April 20, 2008..... H..... W, 8-0
April 24, 2009..... A..... L, 0-2
April 24, 2009..... A..... W, 3-2
April 25, 2009..... A..... W, 4-3
March 13, 2010..... H..... L, 0-1
March 13, 2010..... H..... W, 2-1
May 14, 2010..... N..... W, 3-1
April 22, 2011..... A..... L, 0-3
April 22, 2011..... A..... L, 1-4
April 23, 2011..... A..... L, 0-8
April 20, 2012..... H..... W, 8-7
April 20, 2012..... H..... W, 7-4
April 22, 2012..... H..... L, 0-3
April 13, 2013..... A..... L, 2-3
April 13, 2013..... A..... W, 7-6
April 14, 2013..... A..... L, 0-1
March 22, 2014..... H..... W, 1-0
March 22, 2014..... H..... W, 1-0
March 23, 2014..... H..... W, 7-1
April 17, 2015..... A..... W, 8-3
April 17, 2015..... A..... W, 9-0
April 18, 2015..... A..... W, 6-1
April 22, 2016..... H..... W, 4-2
April 23, 2016..... H..... L, 4-5
April 24, 2016..... H..... W, 8-1
April 7, 2017..... A..... L, 2-10
April 8, 2017..... A..... W, 2-0
April 9, 2017..... A..... W, 10-6
April 13, 2018..... H..... L, 3-8
April 14, 2018..... H..... W, 5-4
April 15, 2018..... H..... W, 6-2
May 10, 2018..... N..... L, 0-3
May 3, 2019..... A..... W, 5-1
May 5, 2019..... A..... W, 5-1
May 5, 2019..... A..... W, 3-2
April 23, 2021..... A..... W, 10-2
April 23, 2021..... A..... W, 8-0
April 24, 2021..... A..... W, 8-0
April 25, 2021..... A..... W, 3-1
April 8, 2022..... H..... W, 4-0
April 9, 2022..... H..... W, 6-0
April 10, 2022..... H..... W, 8-0
May 5, 2023..... A..... W, 3-2
May 6, 2023..... A..... W, 6-3
May 7, 2023..... A..... W, 10-0
May 11, 2023..... N..... W, 7-4

Mercer (10-3)
H: (6-1) A: (2-2) N: (2-0)

April 7, 2002..... H..... W, 7-1
April 7, 2002..... H..... L, 1-3
April 20, 2003..... A..... L, 3-5
April 20, 2003..... A..... L, 9-10
May 8, 2003..... N..... W, 4-3
April 18, 2004..... H..... W, 2-0
April 18, 2004..... H..... W, 10-4
May 13, 2004..... N..... W, 5-2

All-Time vs. Opponents

April 17, 2005 A W, 3-1
 April 17, 2005 A W, 15-4
 March 10, 2015 H W, 7-2
 March 11, 2017 H W, 3-2
 March 12, 2017 H W, 8-4

Miami (Ohio) (1-1)

H: (0-1) A: (0-0) N: (1-0)
 Feb. 9, 2007 N W, 6-3
 Feb. 19, 2011 H L, 5-6

Michigan (4-9)

H: (2-7) A: (0-0) N: (2-2)
 March 2, 2005 H L, 1-4
 March 2, 2005 H L, 0-7
 Feb. 24, 2008 H L, 1-6
 Feb. 27, 2008 H L, 1-3
 Feb. 25, 2011 H L, 1-10
 March 1, 2011 H L, 1-10
 March 6, 2013 H L, 2-11
 March 6, 2020 N W, 3-2
 Feb. 18, 2022 N L, 0-6
 May 21, 2022 H W, 3-2
 May 22, 2022 H W, 9-4
 Feb. 17, 2023 N W, 8-2
 March 2, 2023 N L, 0-2

Michigan State (1-0-1)

H: (1-0-1) A: (0-0) N: (0-0)
 March 5, 2005 H T, 4-4
 March 8, 2015 H W, 8-0

Middle Tennessee (2-0)

H: (2-0) A: (0-0) N: (0-0)
 Feb. 14, 2014 H W, 2-1
 March 4, 2016 H W, 2-0

Minnesota (1-2-1)

H: (0-2) A: (0-0) N: (1-0-1)
 Feb. 15, 2015 N W, 4-0
 Feb. 8, 2019 H L, 0-7
 March 8, 2020 N T, 5-5
 Feb. 11, 2022 H L, 1-3

Mississippi State (1-1)

H: (0-0) A: (0-0) N: (1-1)
 Feb. 16, 2019 N L, 3-11
 Feb. 19, 2023 N W, 6-5

Missouri (1-2)

H: (0-2) A: (0-0) N: (1-0)
 Feb. 14, 2015 N W, 1-0
 Feb. 24, 2021 H L, 5-6
 Feb. 15, 2023 H L, 8-11

Monmouth (4-0)

H: (4-0) A: (0-0) N: (0-0)
 March 5, 2011 H W, 11-10
 March 20, 2013 H W, 2-0
 March 20, 2013 H W, 7-6
 March 13, 2015 H W, 8-3

Morris Brown (4-0)

H: (2-0) A: (2-0) N: (0-0)
 April 27, 2002 A W, 11-1
 April 27, 2002 A W, 11-1
 Feb. 1, 2003 H W, 21-0
 Feb. 2, 2003 H W, 24-0

Nebraska (2-0)

H: (0-0) A: (0-0) N: (2-0)
 Feb. 27, 2010 N W, 5-4
 March 13, 2022 N W, 7-3

New Mexico State (5-2)

H: (5-2) A: (0-0) N: (0-0)
 March 3, 2006 H L, 0-4
 March 5, 2006 H L, 0-4
 March 15, 2016 H W, 3-0
 March 16, 2016 H W, 2-1
 Feb. 19, 2021 H W, 18-1
 Feb. 20, 2021 H W, 11-2
 Feb. 21, 2021 H W, 8-2

North Carolina (0-3)

H: (0-1) A: (0-0) N: (0-2)
 March 9, 2004 N L, 0-4
 March 8, 2011 H L, 6-7
 Feb. 11, 2018 N L, 0-2

North Carolina A&T (0-1)

H: (0-0) A: (0-1) N: (0-0)
 Feb. 29, 2004 A L, 1-2

NC State (0-1)

H: (0-1) A: (0-0) N: (0-0)
 Feb. 8, 2008 H L, 6-10

North Dakota (1-0)

H: (1-0) A: (0-0) N: (0-0)
 March 12, 2023 H W, 9-1

North Dakota State (1-2)

H: (1-1) A: (0-0) N: (0-1)
 Feb. 18, 2005 H W, 9-1
 Feb. 19, 2005 H L, 2-3
 Feb. 13, 2011 N L, 1-2

North Florida (17-6)

H: (8-4) A: (8-1) N: (1-1)
 Feb. 10, 2007 N W, 2-0
 Feb. 11, 2007 N L, 1-2
 Feb. 27, 2007 H W, 1-0
 April 2, 2008 A W, 7-0
 Feb. 11, 2009 H W, 2-1
 Feb. 11, 2009 H L, 5-7
 Feb. 19, 2010 H W, 6-3
 Feb. 24, 2010 A W, 5-3
 Feb. 16, 2011 H L, 0-2
 Feb. 27, 2011 H L, 4-5
 March 28, 2012 A W, 3-0
 Feb. 13, 2013 H L, 0-2
 April 2, 2014 A W, 5-3
 April 25, 2015 H W, 5-0
 March 2, 2016 A W, 7-2
 March 29, 2017 H W, 2-1
 Apr. 11, 2018 A W, 5-3
 May 1, 2019 H W, 6-2
 March 3, 2021 H W, 8-0
 March 17, 2021 A L, 7-9
 March 17, 2021 A W, 9-1
 April 6, 2022 A W, 2-1
 March 29, 2023 H W, 3-2

Northern Colorado (2-0)

H: (1-0) A: (0-0) N: (1-0)
 March 13, 2012 H W, 5-4

Feb. 16, 2019 N W, 7-0

Northern Illinois (5-0)

H: (4-0) A: (0-0) N: (1-0)
 March 11, 2005 N W, 6-5
 March 18, 2005 H W, 8-0
 March 14, 2012 H W, 3-2
 March 11, 2015 H W, 4-2
 March 11, 2015 H W, 6-1

Notre Dame (1-2)

H: (1-1) A: (0-0) N: (0-1)
 Feb. 18, 2011 H L, 3-5
 March 13, 2014 H W, 3-0
 Feb. 26, 2016 N L, 1-5

Oakland (1-0)

H: (1-0) A: (0-0) N: (0-0)
 Feb. 28, 2022 H W, 3-0

Ohio State (7-2)

H: (4-1) A: (0-0) N: (3-1)
 March 23, 2002 N L, 6-9
 Feb. 18, 2006 N W, 2-1
 Feb. 19, 2006 N W, 8-6
 March 24, 2010 H W, 3-0
 Feb. 10, 2012 N W, 2-1
 March 10, 2017 H L, 0-8
 Feb. 9, 2019 H W, 3-2
 March 15, 2022 H W, 11-3
 Feb. 11, 2023 H W, 1-0

Oklahoma (0-2)

H: (0-0) A: (0-2) N: (0-0)
 May 27, 2022 A L, 0-8
 May 28, 2022 A L, 1-7

Oklahoma State (2-3)

H: (0-1) A: (0-2) N: (2-0)
 Feb. 18, 2007 N W, 6-2
 Feb. 7, 2009 N W, 8-5
 Feb. 21, 2009 H L, 0-2
 March 17, 2023 A L, 0-4
 March 19, 2023 A L, 9-4

Ole Miss (4-5)

H: (2-1) A: (0-3) N: (2-1)
 Feb. 8, 2002 N L, 2-3
 Feb. 8, 2003 N W, 5-4
 Feb. 10, 2002 N W, 4-2
 March 1, 2013 H W, 4-3
 Feb. 7, 2019 H L, 0-3
 Apr. 30, 2021 A L, 2-8
 May 1, 2021 A L, 4-5
 May 1, 2021 A L, 0-10
 Feb. 25, 2022 H W, 6-3

Oregon State (0-1)

H: (0-0) A: (0-0) N: (0-1)
 Feb. 19, 2012 N L, 1-2

Pacific (1-0)

H: (0-0) A: (1-0) N: (0-0)
 March 8, 2022 A W, 8-0

Penn (3-0)

H: (3-0) A: (0-0) N: (0-0)
 March 2, 2012 H W, 8-3

March 2, 2013 H W, 3-0
 March 8, 2014 H W, 3-0

Penn State (2-2)

H: (1-2) A: (0-0) N: (1-0)
 March 5, 2005 H L, 0-5
 March 11, 2008 H L, 1-2
 Feb. 23, 2018 N W, 4-0
 Feb. 23, 2019 H W, 3-2

Pitt (4-2)

H: (2-2) A: (0-0) N: (2-0)
 March 13, 2004 N W, 10-2
 Feb. 10, 2007 N W, 2-0
 Feb. 10, 2017 H L, 0-6
 Feb. 10, 2017 H L, 3-6
 Feb. 22, 2019 H W, 9-1
 Feb. 23, 2019 H W, 2-0

Portland State (2-0)

H: (1-0) A: (0-0) N: (1-0)
 Feb. 12, 2005 N W, 6-5
 Feb. 20, 2009 H W, 5-3

Princeton (5-1)

H: (4-1) A: (0-0) N: (1-0)
 March 22, 2002 N W, 6-3
 Feb. 28, 2014 H W, 4-0
 Feb. 27, 2015 H W, 3-2
 March 21, 2018 H W, 6-1
 March 21, 2018 H L, 4-7
 March 20, 2019 H W, 8-1

Providence (4-0)

H: (3-0) A: (0-0) N: (1-0)
 March 6, 2010 H W, 6-1
 March 3, 2017 H W, 11-10
 March 5, 2017 H W, 3-1
 Feb. 10, 2018 N W, 4-2

Purdue (1-4)

H: (1-2) A: (0-0) N: (0-2)
 Feb. 7, 2002 N L, 2-10
 March 13, 2005 N L, 1-2
 March 18, 2014 H L, 1-2
 March 12, 2016 H L, 2-3
 Feb. 25, 2023 H W, 6-3

Quinnipiac (1-0)

H: (0-0) A: (0-0) N: (1-0)
 March 11, 2018 N W, 7-1

Rider (1-0)

H: (0-0) A: (0-0) N: (1-0)
 March 10, 2002 N W, 6-0

Robert Morris (2-0)

H: (0-0) A: (0-0) N: (2-0)
 March 7, 2004 N W, 7-4
 March 8, 2004 N W, 3-0

Rutgers (6-1)

H: (5-1) A: (0-0) N: (1-0)
 April 5, 2014 H W, 4-0
 April 5, 2014 H W, 8-0
 April 6, 2014 H L, 1-4
 May 10, 2014 N W, 8-5
 Feb. 12, 2016 H W, 4-1

All-Time vs. Opponents

March 14, 2023 H W, 3-0
 March 14, 2023 H W, 5-1

San Diego State (1-0)

H: (0-0) A: (0-0) N: (1-0)
 March 8, 2020 N W, 5-3

St. Bonaventure (2-0)

H: (2-0) A: (0-0) N: (0-0)
 March 1, 2005 H W, 3-2
 March 1, 2005 H W, 5-2

St. John's (3-2)

H: (2-2) A: (0-0) N: (1-0)
 March 3, 2004 H L, 0-2
 March 3, 2004 H W, 9-1
 March 7, 2006 H L, 2-7
 March 10, 2019 N W, 6-0
 Feb. 9, 2020 H W, 6-2

St. Peter's (0-1)

H: (0-1) A: (0-0) N: (0-0)
 March 19, 2003 H L, 4-5

Samford (2-3)

H: (0-2) A: (1-1) N: (1-0)
 April 12, 2002 A W, 1-0
 April 12, 2002 A L, 5-6
 March 26, 2003 H L, 2-3
 March 26, 2003 H L, 1-5
 Feb. 25, 2006 N W, 4-2

Sam Houston State (1-0)

H: (1-0) A: (0-0) N: (0-0)
 March 11, 2008 H W, 3-1

San Diego (0-2)

H: (0-0) A: (0-0) N: (0-2)
 Feb. 15, 2003 N L, 0-3
 March 10, 2006 N L, 2-6

San Diego St. (0-3)

H: (0-0) A: (0-2) N: (0-1)
 Feb. 12, 2011 N L, 1-5
 Feb. 18, 2012 A L, 2-3
 March 1, 2018 A L, 1-3

Seton Hall (3-0)

H: (1-0) A: (0-0) N: (2-0)
 Feb. 17, 2007 N W, 6-2
 Feb. 24, 2012 H W, 3-1
 Mar. 8, 2019 N W, 9-0

South Alabama (1-1)

H: (0-1) A: (0-0) N: (1-0)
 March 4, 2007 N W, 3-2
 March 4, 2011 H L, 3-7

South Carolina (8-4)

H: (3-1) A: (2-2) N: (3-1)
 Feb. 19, 2010 H W, 4-1
 Feb. 16, 2013 H W, 3-1
 Feb. 11, 2015 A W, 4-1
 May 15, 2015 N W, 4-1
 May 16, 2015 N W, 5-2
 March 20, 2021 A L, 1-9
 March 20, 2021 A L, 2-4
 March 21, 2021 A W, 10-4

March 4, 2022 H L, 2-5
 March 5, 2022 H W, 5-4
 May 19, 2023 N W, 6-1
 May 20, 2023 N L, 1-10

So. Connecticut State (1-0)

H: (0-0) A: (0-0) N: (1-0)
 March 26, 2002 N W, 5-4

South Dakota (2-0)

H: (2-0) A: (0-0) N: (0-0)
 March 10, 2015 H W, 5-1
 March 5, 2016 H W, 8-0

Southern Illinois (2-4)

H: (0-1) A: (1-0) N: (1-3)
 Feb. 7, 2003 N L, 2-3
 Feb. 10, 2006 N L, 2-5
 Feb. 11, 2006 N L, 0-7
 Feb. 23, 2013 N W, 5-2
 March 11, 2014 H L, 4-5
 March 10, 2018 A W, 8-3

SIU-Edwardsville (2-1)

H: (2-1) A: (0-0) N: (0-0)
 March 5, 2013 H W, 4-1
 Feb. 28, 2014 H L, 2-3
 March 1, 2014 H W, 5-1

Southern Miss (17-8)

H: (9-3) A: (7-5) N: (1-0)
 April 1, 2006 A L, 2-7
 April 1, 2006 A L, 2-6
 April 2, 2006 A L, 1-2
 March 17, 2007 H W, 2-0
 March 17, 2007 H L, 3-6
 March 18, 2007 H W, 5-0
 May 3, 2008 A L, 1-2
 May 3, 2008 A W, 5-3
 May 4, 2008 A W, 1-0
 May 8, 2008 N W, 3-2
 April 4, 2009 H L, 4-5
 April 4, 2009 H W, 2-1
 April 5, 2009 H W, 5-4
 March 27, 2010 A W, 7-4
 March 27, 2010 A W, 3-2
 March 28, 2010 A W, 8-0
 April 30, 2011 H W, 3-2
 April 30, 2011 H W, 4-3
 May 1, 2011 H W, 7-2
 March 17, 2012 A W, 6-0
 March 17, 2012 A L, 9-5
 March 18, 2012 A W, 3-0
 April 20, 2013 H W, 3-2
 April 20, 2013 H W, 2-0
 April 20, 2013 H L, 2-3

SW Missouri State (1-2)

H: (1-2) A: (0-0) N: (0-0)
 Feb. 28, 2003 H L, 0-3
 March 1, 2003 H W, 6-0
 March 2, 2003 H L, 2-4

Stetson (20-9)

H: (5-3) A: (11-4) N: (4-2)
 May 1, 2003 A W, 5-2
 May 1, 2003 A L, 3-8
 May 9, 2003 N W, 3-0

May 8, 2003 N W, 8-5
 Feb. 8, 2004 N L, 6-8
 April 29, 2004 H W, 4-3
 April 29, 2004 H W, 2-1
 May 15, 2004 N W, 2-1
 May 6, 2005 A W, 5-1
 May 6, 2005 A L, 5-6
 Feb. 18, 2006 A W, 3-1
 Feb. 19, 2006 A L, 2-5
 Feb. 28, 2007 H L, 2-3
 April 4, 2007 A W, 1-0
 Feb. 20, 2008 A W, 6-0
 April 27, 2008 H W, 8-0
 April 8, 2009 A W, 4-3
 Feb. 17, 2010 H L, 1-7
 March 3, 2012 H W, 3-1
 April 25, 2012 H W, 8-1
 Feb. 27, 2013 A W, 3-0
 April 9, 2014 A W, 1-0
 April 22, 2014 H L, 0-3
 May 16, 2014 N L, 4-6
 May 17, 2014 N W, 6-4
 April 8, 2015 A W, 9-2
 March 16, 2019 A W, 9-1
 March 16, 2019 A W, 6-1
 Feb. 22, 2023 A L, 3-4

Texas A&M (0-2)

H: (0-0) A: (0-0) N: (0-2)
 Feb. 19, 2016 N L, 4-10
 Feb. 17, 2023 N L, 0-7

Texas Tech (4-3)

H: (0-1) A: (0-0) N: (4-2)
 Feb. 10, 2006 N W, 4-2
 Feb. 10, 2006 N W, 4-1
 Feb. 6, 2009 N L, 4-12
 Feb. 8, 2013 N L, 4-12
 Feb. 25, 2017 N W, 13-4
 Feb. 17, 2018 H L, 2-6
 Feb. 18, 2022 N W, 7-3

Toledo (3-1)

H: (3-0) A: (0-0) N: (0-1)
 March 15, 2002 N L, 2-4
 March 1, 2019 H W, 2-1
 March 10, 2023 H W, 2-0
 March 11, 2023 H W, 9-1

Towson (2-1)

H: (0-0) A: (0-0) N: (2-1)
 March 28, 2002 N W, 4-2
 March 25, 2003 N L, 0-5
 March 12, 2004 N W, 5-0

Stony Brook (1-0)

H: (0-0) A: (0-0) N: (1-0)
 March 9, 2003 N W, 8-3

Syracuse (1-1)

H: (0-1) A: (0-0) N: (1-0)
 Feb. 27, 2009 H L, 2-3
 Feb. 27, 2016 N W, 4-0

Temple (1-0)

H: (0-0) A: (0-0) N: (1-0)
 March 10, 2005 N W, 3-2

Tennessee (4-3)

H: (0-1) A: (0-0) N: (4-2)
 Feb. 9, 2002 N W, 4-2
 Feb. 4, 2005 N L, 0-4
 Feb. 14, 2009 H L, 0-1
 Feb. 13, 2010 N W, 6-3
 Feb. 21, 2020 N W, 10-1
 Feb. 22, 2020 N W, 9-1
 Feb. 19, 2022 N L, 2-6

Tennessee Martin (1-0)

H: (1-0) A: (0-0) N: (0-0)
 March 11, 2002 H W, 6-0

Tennessee State (1-0)

H: (1-0) A: (0-0) N: (0-0)
 Feb. 27, 2009 H W, 9-7

Tennessee Tech (1-0)

H: (0-0) A: (0-0) N: (1-0)
 March 8, 2003 N W, 3-2

Texas (1-0)

H: (0-0) A: (0-0) N: (1-0)
 Feb. 19, 2022 N W, 15-10

H: (0-0) A: (0-0) N: (0-2)
 Feb. 19, 2016 N L, 4-10
 Feb. 17, 2023 N L, 0-7

Texas Tech (4-3)

H: (0-1) A: (0-0) N: (4-2)
 Feb. 10, 2006 N W, 4-2
 Feb. 10, 2006 N W, 4-1
 Feb. 6, 2009 N L, 4-12
 Feb. 8, 2013 N L, 4-12
 Feb. 25, 2017 N W, 13-4
 Feb. 17, 2018 H L, 2-6
 Feb. 18, 2022 N W, 7-3

Toledo (3-1)

H: (3-0) A: (0-0) N: (0-1)
 March 15, 2002 N L, 2-4
 March 1, 2019 H W, 2-1
 March 10, 2023 H W, 2-0
 March 11, 2023 H W, 9-1

Towson (2-1)

H: (0-0) A: (0-0) N: (2-1)
 March 28, 2002 N W, 4-2
 March 25, 2003 N L, 0-5
 March 12, 2004 N W, 5-0

Troy (10-4)

H: (4-2) A: (3-2) N: (3-0)
 April 5, 2002 H W, 2-0
 April 5, 2002 H W, 6-1
 May 10, 2002 A W, 4-3
 April 18, 2003 A W, 4-0
 April 18, 2003 A W, 7-3
 April 14, 2004 A L, 3-5
 April 14, 2004 A L, 2-3
 May 13, 2004 N W, 5-2
 April 24, 2005 H L, 1-3
 April 24, 2005 H W, 11-8
 May 14, 2005 N W, 2-1
 May 14, 2005 N W, 3-1
 Feb. 20, 2010 H L, 0-1
 March 9, 2014 H W, 4-1

Tulsa (27-28)

H: (16-6) A: (9-20) N: (2-2)
 March 14, 2006 H L, 1-7
 March 15, 2006 H L, 2-5
 March 15, 2006 H L, 0-1
 March 24, 2007 A W, 3-0
 March 24, 2007 A L, 4-7
 March 25, 2007 A W, 7-1
 May 11, 2007 H W, 1-0
 March 21, 2008 H W, 2-0
 March 21, 2008 H W, 6-5
 March 22, 2008 H W, 8-0
 March 7, 2009 A L, 6-7
 March 7, 2009 A L, 2-7
 March 8, 2009 A L, 2-8
 April 24, 2010 H L, 0-1
 April 24, 2010 H W, 4-3
 April 25, 2010 H W, 2-1
 March 19, 2011 A L, 1-5
 March 19, 2011 A L, 1-6
 March 20, 2011 A L, 3-7
 May 13, 2011 N L, 1-6

All-Time vs. Opponents

March 10, 2012 H W, 4-0
 March 10, 2012 H L, 3-0
 March 11, 2012 H L, 2-1
 March 29, 2013 A L, 2-6
 March 29, 2013 A L, 1-8
 March 30, 2013 A L, 7-0
 May 9, 2013 A L, 0-3
 April 3, 2015 A W, 2-1
 April 3, 2015 A L, 4-5
 April 4, 2015 A W, 3-0
 May 9, 2015 N W, 1-0
 April 8, 2016 H W, 4-1
 April 9, 2016 H W, 4-1
 April 10, 2016 H W, 3-1
 May 13, 2016 N L, 0-4
 May 5, 2017 A L, 0-3
 May 6, 2017 A W, 2-0
 May 7, 2017 A W, 4-3
 March 23, 2018 H W, 1-0
 March 24, 2018 H W, 2-1
 March 25, 2018 H W, 2-1
 Apr. 18, 2019 A L, 2-4
 Apr. 19, 2019 A L, 2-3
 Apr. 20, 2019 A L, 0-6
 Apr. 1, 2021 A L, 1-5
 Apr. 2, 2021 A L, 4-5
 Apr. 2, 2021 A W, 6-1
 Apr. 3, 2021 A L, 3-7
 April 29, 2022 H W, 2-0
 April 30, 2022 H W, 2-1
 May 1, 2022 H W, 8-0
 April 14, 2023 A W, 8-1
 April 15, 2023 A L, 4-5
 April 16, 2023 A W, 13-1
 May 13, 2023 N W, 9-1

UAB (10-15)

H: (5-7) A: (4-8) N: (1-0)

April 8, 2006 A L, 1-2
 April 8, 2006 A L, 0-2
 April 9, 2006 A L, 5-7
 April 14, 2007 H L, 2-4
 April 14, 2007 H W, 5-2
 April 15, 2007 H W, 1-0
 March 15, 2008 A L, 0-2
 March 15, 2008 A W, 3-2
 March 16, 2008 A W, 2-0
 March 14, 2009 H W, 7-0
 March 14, 2009 H L, 4-7
 March 15, 2009 H W, 6-5
 April 17, 2010 A L, 1-2
 April 17, 2010 A L, 2-5
 April 18, 2010 A W, 4-3
 March 26, 2011 H W, 6-0
 March 26, 2011 H L, 1-5
 March 27, 2011 H L, 3-5
 May 12, 2011 N W, 2-1
 April 14, 2012 A L, 0-2
 April 14, 2012 A L, 0-2
 April 15, 2012 A W, 1-0
 March 9, 2013 H L, 0-4
 March 9, 2013 H L, 1-5
 March 10, 2013 H L, 2-8

UCLA (0-8)

H: (0-0) A: (0-2) N: (0-6)

Feb. 16, 2007 N L, 0-3
 Feb. 12, 2011 A L, 2-10

Feb. 18, 2012 N L, 1-3
 Feb. 19, 2016 N L, 0-2
 Feb. 17, 2017 N L, 0-1
 March 2, 2018 N L, 1-9
 March 6, 2020 A L, 2-4
 March 3, 2023 N L, 1-2

UC Davis (0-1)

H: (0-0) A: (0-0) N: (0-1)

Feb. 17, 2012 N L, 4-6

UC Santa Barbara (0-1)

H: (0-0) A: (0-0) N: (0-1)

Feb. 16, 2003 N L, 1-2

UMKC (0-1)

H: (0-1) A: (0-0) N: (0-0)

Feb. 25, 2011 H L, 3-12

UNC Greensboro (1-1)

H: (0-0) A: (0-0) N: (1-1)

March 22, 2002 N W, 4-2
 March 9, 2003 N L, 1-4

UNLV (1-2)

H: (0-0) A: (1-1) N: (0-1)

Feb. 13, 2005 A W, 6-5
 Feb. 16, 2007 A L, 0-8
 Feb. 9, 2013 N L, 12-10

USF (24-19)

H: (10-8) A: (10-8) N: (4-3)

April 16, 2003 A L, 0-9
 April 16, 2003 A L, 4-5
 May 7, 2004 H L, 1-8
 May 7, 2004 H L, 6-8
 March 12, 2005 A L, 2-6
 April 20, 2005 A L, 3-5
 May 20, 2005 N L, 3-14
 May 21, 2005 N L, 4-5
 April 12, 2006 A W, 3-1
 May 16, 2008 N W, 3-2
 May 18, 2012 N L, 0-1
 April 12, 2014 A L, 0-4
 April 12, 2014 A W, 3-1
 April 13, 2014 A W, 2-1
 May 2, 2015 H W, 2-1
 May 2, 2015 H L, 2-3
 May 3, 2015 H W, 6-1
 May 8, 2015 N W, 3-1
 April 29, 2016 A W, 9-0
 April 30, 2016 A L, 1-4
 May 1, 2016 A W, 5-3
 April 13, 2017 H W, 2-0
 April 14, 2017 H L, 2-7
 April 15, 2017 H W, 5-4
 April 27, 2018 A L, 1-4
 April 28, 2018 A W, 5-1
 April 29, 2018 A L, 1-2
 April 12, 2019 H L, 0-2
 April 13, 2019 H L, 1-3
 April 14, 2019 H L, 0-3
 May 7, 2021 H L, 0-2
 May 8, 2021 H W, 4-3
 May 8, 2021 H W, 9-1
 May 9, 2021 H W, 2-0
 May 14, 2021 N W, 3-2
 March 25, 2022 A W, 5-2

March 26, 2022 A W, 7-2
 March 27, 2022 A W, 3-0
 May 14, 2022 N W, 11-0
 April 21, 2023 H W, 2-1
 April 22, 2023 H W, 3-1
 April 23, 2023 H W, 2-0
 May 12, 2023 A W, 2-0

Utah (1-0)

H: (1-0) A: (0-0) N: (0-0)

March 11, 2016 H W, 4-3

Utah State (1-0)

H: (0-0) A: (0-0) N: (1-0)

Feb. 11, 2011 N W, 9-6

UT-Arlington (2-0)

H: (2-0) A: (0-0) N: (0-0)

Feb. 13, 2009 H W, 5-1
 Feb. 15, 2013 H W, 1-0

UTEP (22-5)

H: (10-2) A: (9-3) N: (3-0)

April 22, 2006 A W, 5-1
 April 22, 2006 A L, 2-5
 April 23, 2006 A W, 2-0
 April 28, 2007 H W, 8-0
 April 28, 2007 H W, 1-0
 April 29, 2007 H W, 6-0
 April 12, 2008 A L, 0-1
 April 12, 2008 A L, 5-6
 April 13, 2008 A W, 4-3
 May 9, 2008 N W, 3-0
 May 2, 2009 H W, 4-3
 May 2, 2009 H W, 5-2
 May 3, 2009 H L, 2-3
 May 8, 2010 A W, 4-3
 May 8, 2010 A W, 12-10
 May 9, 2010 A W, 7-5
 May 13, 2010 N W, 4-2
 March 12, 2011 H W, 2-1
 March 12, 2011 H L, 2-3
 March 13, 2011 H W, 6-0
 April 6, 2012 A W, 10-2
 April 6, 2012 A W, 17-5
 April 7, 2012 A W, 9-0
 April 6, 2013 H W, 8-0
 April 6, 2013 H W, 3-2
 April 6, 2013 H W, 4-2
 Feb. 21, 2015 N W, 3-0

UW-Green Bay (0-1)

H: (0-0) A: (0-0) N: (0-1)

March 17, 2002 N L, 5-8

Valparaiso (2-0)

H: (1-0) A: (0-0) N: (1-0)

March 5, 2003 N W, 5-0
 March 1, 2011 H W, 6-1

Vermont (3-0)

H: (0-0) A: (0-0) N: (3-0)

March 20, 2002 N W, 10-3
 March 1, 2008 N W, 8-2
 March 2, 2008 N W, 5-1

Villanova (6-3)

H: (4-3) A: (1-0) N: (1-0)

March 4, 2006 H W, 2-0
 Feb. 25, 2007 H L, 0-1
 March 1, 2008 N W, 11-4
 March 13, 2009 H L, 3-5
 Feb. 20, 2010 H W, 5-2
 Feb. 26, 2011 H L, 1-4
 March 1, 2013 A W, 3-0
 Feb. 15, 2020 H W, 7-3
 May 20, 2022 H W, 6-0

Virginia Tech (2-5)

H: (2-3) A: (0-0) N: (0-2)

March 2, 2007 N L, 1-2
 March 4, 2011 H L, 3-7
 Feb. 23, 2014 N L, 0-1
 March 6, 2018 H W, 1-0
 April 3, 2022 H L, 0-1
 April 3, 2022 H L, 0-7
 April 4, 2022 H W, 5-4

Washington (2-6)

H: (0-1) A: (0-0) N: (2-5)

Feb. 12, 2005 N W, 1-0
 March 12, 2006 N L, 0-8
 Feb. 17, 2012 N L, 0-1
 Feb. 20, 2015 N L, 3-4
 Feb. 22, 2015 N W, 4-2
 Feb. 21, 2016 N L, 7-9
 Feb. 15, 2019 N L, 1-3
 Feb. 12, 2020 H L, 3-12

Western Carolina (1-1)

H: (0-0) A: (0-0) N: (1-1)

Feb. 23, 2018 N L, 3-7
 Feb. 24, 2018 N W, 8-0

Western Kentucky (1-0)

H: (0-0) A: (0-0) N: (1-0)

Feb. 16, 2002 N W, 1-0

Western Michigan (0-3)

H: (0-0) A: (0-0) N: (0-3)

Feb. 24, 2006 N L, 5-6
 Feb. 7, 2009 N L, 1-10
 Mar. 10, 2018 N L, 3-6

Wichita State (4-13-1)

H: (2-7-1) A: (2-4) N: (0-2)

Apr. 20, 2018 A L, 8-9
 Apr. 20, 2018 A L, 4-5
 Apr. 22, 2018 A L, 0-10
 Apr. 5, 2019 H W, 3-2
 Apr. 6, 2019 H L, 3-6
 Apr. 7, 2019 H L, 1-2
 May 9, 2019 N L, 1-2
 Apr. 16, 2021 H L, 0-7
 Apr. 17, 2021 H L, 0-3
 Apr. 17, 2021 H L, 2-5
 Apr. 18, 2021 H T, 0-0
 May 15, 2021 N L, 4-7
 May 6, 2022 A L, 4-11
 May 7, 2022 A W, 3-1
 May 8, 2022 A W, 9-5
 March 24, 2023 H W, 3-1
 March 25, 2023 H L, 0-6

All-Time vs. Opponents

March 26, 2023 H.....L, 5-10

Winthrop (0-1)

H: (0-0) A: (0-0) N: (0-1)

Feb. 24, 2006 N..... L, 3-8

Wisconsin (0-1)

H: (0-0) A: (0-0) N: (0-1)

Feb. 17, 2022..... N..... L, 1-9

Wright State (2-0)

H: (0-0) A: (0-0) N: (2-0)

Feb. 15, 2002..... N..... W, 9-4

March 25, 2003 N..... W, 1-0

Yale (3-0)

H: (1-0) A: (0-0) N: (2-0)

March 13, 2002 N..... W, 3-0

March 12, 2014 H..... W, 4-0

Feb. 26, 2016..... N..... W, 8-2

Youngstown State (1-0)

H: (0-0) A: (0-0) N: (1-0)

March 15, 2002 N..... W, 13-0

Year-By-Year Results

2002 (46-19, 12-6 A-SUN) Head Coach: Renee Luers-Gillispie	2003 (37-31, 13-7 A-SUN) Head Coach: Renee Luers-Gillispie	2004 (42-21, 16-4 A-SUN) Head Coach: Renee Luers-Gillispie	2005 (47-29-1, 13-7 A-SUN) Head Coach: Renee Luers-Gillispie
2/2 at Bethune-Cookman [^] L, 2-3	1/25 Florida L, 5-6	1/27 at Bethune-Cookman W, 5-1	• Atlantic Sun Tournament
2/2 Arkansas [^] W, 6-5	1/25 Florida L, 0-1	1/27 at Bethune-Cookman W, 3-1	Champions
2/3 Arkansas [^] L, 1-2	2/1 Bethune-Cookman ^{&} W, 5-2	2/6 McNeese State! W, 11-0	• NCAA Regional Tournament
2/3 at Bethune-Cookman [^] W, 4-3	2/1 Morris Brown ^{&} W, 21-0	2/6 Boston College! W, 5-0	1/29 at Bethune-Cookman L, 5-3
2/8 Mississippi# L, 2-3	2/2 Morris Brown ^{&} W, 24-0	2/6 Indiana! W, 11-3	2/4 #14 Tennessee [^] L, 4-0
2/8 Marshall# W, 9-1	2/2 Bethune-Cookman ^{&} W, 4-1	2/7 Marshall! L, 2-1	2/4 Florida A&M [^] L, 6-3
2/9 Bethune-Cookman# W, 4-2	2/7 Southern Illinois- L, 2-3	2/8 Stetson! L, 8-6	2/5 DePaul [^] W, 3-0
2/9 Tennessee# W, 4-2	2/7 Purdue- L, 2-10	2/11 at Florida L, 5-1	2/5 Gardner-Webb [^] W, 10-1
2/10 Mississippi# W, 4-2	2/8 Ole Miss- W, 5-4	2/17 Hofstra W, 4-1	2/6 Florida [^] L, 6-1
2/15 Charleston Southern! W, 8-4	2/8 Arkansas- L, 2-6	2/17 Hofstra W, 5-4	2/12 #12 Washington@ W, 1-0
2/15 Wright State! W, 9-4	2/14 #22 Fresno State%W, 3-2	2/20 Kansas@ L, 3-2	2/12 Portland State@ W, 6-5
2/15 at Georgia State! W, 5-2	2/15 Loyola Marymount% L, 2-3	2/20 Cal Poly@ W, 7-3	2/13 Hawaii@ L, 6-3
2/16 Gardner-Webb! W, 6-5	2/15 San Diego% L, 0-3	2/28 Furman+ W, 3-0	2/13 UNLV@ W, 6-5
2/16 Western Kentucky! W, 1-0	2/16 Santa Barbara% L, 1-2	2/28 Charleston Southern+ L, 2-0	2/18 Longwood# W, 9-0
3/5 Georgia State* W, 2-1	2/28 Charleston Southern+ W, 8-0	2/28 Akron+ L, 5-3	2/18 North Dakota State# W, 9-1
3/5 Georgia State* W, 5-4	2/28 SW Missouri State+ L, 0-3	2/29 Canisius+ W, 6-0	2/19 Boston University# W, 6-4
3/8 Campbell* W, 3-0	3/1 SW Missouri State+ W, 6-0	2/29 North Carolina A&T+ L, 1-2	2/19 North Dakota State# L, 3-2
3/8 Campbell* W, 5-4	3/1 Charleston Southern+ W, 10-0	3/2 LaSalle [^] W, 9-0	2/20 Longwood# W, 3-1
3/10 Manhattan% W, 12-1	3/2 SW Missouri State+L, 2-4	3/2 Loyola [^] W, 1-0	2/22 at Florida A&M W, 14-9
3/10 Rider% W, 6-0	3/3 Gardner-Webb* W, 8-0	3/3 St. John's L, 2-0	2/22 at Florida A&M L, 5-3
3/11 Liberty% W, 3-1	3/3 Gardner-Webb* L, 3-5	3/3 St. John's W, 9-1	2/25 Florida A&M\$ W, 7-1
3/11 Tenn.-Martin% W, 6-0	3/5 Detroit:: W, 13-5	3/4 Furman [^] W, 5-1	2/25 #22 FIU\$ L, 3-2
3/13 Austin Peay W, 6-3	3/5 Valparaiso:: W, 5-0	3/4 Maine [^] W, 3-1	2/26 UConn\$ W, 7-0
3/13 Yale% W, 3-0	3/8 Tennessee Tech\$ W, 3-2	3/7 Robert Morris! W, 7-4	2/26 UConn\$ W, 1-0
3/14 Maine% W, 5-4	3/8 Furman\$ W, 3-2	3/7 Maine! W, 3-1	2/27 #22 FIU\$ W, 5-1
3/14 Butler% W, 7-0	3/9 Indiana\$ W, 4-1	3/8 Robert Morris! W, 3-0	3/1 St. Bonaventure W, 3-2
3/15 Toledo% L, 2-4	3/9 Stony Brook\$ W, 8-3	3/9 North Carolina! L, 4-0	3/1 St. Bonaventure W, 5-2
3/15 Youngstown State% W, 13-0	3/9 UNC-Greensboro\$ L, 1-4	3/9 Evansville! L, 5-0	3/2 #6 Michigan L, 4-1
3/17 UW-Green Bay% W, 10-2	3/12 Binghamton! L, 0-1	3/12 East Tennessee State& L, 9-5	3/2 #6 Michigan L, 7-0
3/17 Colgate% W, 6-0	3/12 Evansville! W, 2-1	3/12 Towson& W, 5-0	3/4 Central Michigan% W, 6-3
3/19 Dartmouth L, 5-8	3/13 Bucknell! W, 11-0	3/13 Akron& W, 10-6	3/4 Eastern Kentucky% W, 9-1
3/19 Cornell% L, 1-8	3/13 Binghamton! L, 0-1	3/13 Pittsburgh& W, 10-2	3/5 Penn State% L, 5-0
3/20 Columbia% L, 1-2	3/15 at Campbell* W, 4-2	3/14 Marshall& W, 10-9	3/5 Michigan State% T, 4-4
3/20 Vermont% W, 10-3	3/15 at Campbell* W, 15-1	3/14 Furman& W, 7-3	3/6 Central Michigan% L, 3-2
3/22 Princeton+ W, 6-3	3/18 Colgate> L, 1-5	3/21 at Jacksonville* W, 7-6	3/10 Temple! W, 3-2
3/22 UNC-Greensboro+ W, 4-2	3/18 Columbia> W, 2-1	3/21 at Jacksonville* W, 10-2	3/11 Northern Illinois! W, 6-5
3/23 #25 Ohio State+ L, 6-9	3/19 St. Peters> L, 4-5	3/26 at Lipscomb* W, 5-2	3/11 Long Island! W, 8-0
3/23 Campbell+ L, 2-10	3/19 Army> W, 18-2	3/26 at Lipscomb* W, 4-2	3/12 #10 Baylor! L, 1-0
3/23 #20 FSU+ L, 2-10	3/22 Maine= L, 2-5	3/27 at Belmont* W, 8-0	3/12 USF! L, 6-2
3/26 S. Conn. St.@ W, 5-4	3/25 Towson:: L, 0-5	3/27 at Belmont* W, 18-7	3/13 Purdue! L, 2-1
3/26 Marist@ W, 4-2	3/25 Wright State:: W, 1-0	4/4 Gardner-Webb* W, 6-0	3/15 Bradley L, 11-3
3/28 Towson@ W, 4-2	3/26 Samford* L, 2-3	4/4 Gardner-Webb* W, 7-0	3/15 Bradley W, 3-2
3/28 Iona L, 4-5	3/26 Samford* L, 1-5	4/8 Campbell* W, 7-0	3/18 Charleston Southern& W, 9-1
3/29 at #11 FAU* W, 3-0	3/29 at Georgia State* W, 3-0	4/8 Campbell* W, 8-3	3/18 Northern Illinois& W, 8-0
3/29 at #11 FAU* L, 0-6	3/29 at Georgia State* W, 9-1	4/10 #2 Florida State L, 2-1	3/19 Kent State& W, 4-2
4/5 Troy* W, 2-0	4/4 at Lipscomb* W, 13-2	4/10 #2 Florida State L, 3-2	3/19 #21 Georgia Tech& W, 1-0
4/5 Troy* W, 6-1	4/4 at Lipscomb* L, 5-9	4/10 at Troy* L, 5-3	3/20 #21 Georgia Tech& L, 8-0
4/7 Mercer* W, 7-1	4/5 at Belmont* W, 5-2	4/14 at Troy* L, 3-2	3/22 Lipscomb* W, 4-2
4/7 Mercer* L, 1-3	4/5 at Belmont* W, 11-0	4/17 Georgia State* W, 4-1	3/22 Lipscomb* L, 1-0
4/12 at Samford* W, 1-0	4/9 at #14 FSU L, 1-2	4/17 Georgia State* W, 2-0	3/29 Florida Atlantic* W, 4-1
4/12 at Samford* L, 5-6	4/9 at #14 FSU L, 0-2	4/18 Mercer* W, 2-0	3/29 Florida Atlantic* L, 3-2
4/13 at Jacksonville St.* L, 1-5	4/11 Jacksonville State*W, 6-5	4/18 Mercer* W, 10-4	4/2 Belmont* W, 2-0
4/13 at Jacksonville St.* L, 0-8	4/11 Jacksonville State*W, 5-0	4/19 Stetson* W, 4-3	4/2 Belmont* W, 12-3
4/20 at Belmont* W, 16-1	4/13 Jacksonville* W, 4-0	4/29 Stetson* W, 2-1	4/8 at Campbell* W, 6-2
4/20 at Belmont* W, 5-0	4/13 Jacksonville* W, 6-1	5/5 at Florida Atlantic* L, 1-0	4/8 at Campbell* L, 4-1
4/27 at Morris Brown W, 11-1	4/16 at #20 USF L, 0-9	5/5 at Florida Atlantic* L, 1-0	4/10 at Gardner-Webb* W, 5-0
4/27 at Morris Brown W, 11-1	4/16 at #20 USF L, 4-5	5/7 #17 USF L, 8-1	4/10 at Gardner-Webb* W, 11-2
4/28 at Florida A&M W, 8-0	4/18 at Troy* W, 4-0	5/7 #17 USF L, 8-6	4/13 at Florida State W, 2-1
4/28 at Florida A&M W, 7-3	4/18 at Troy* W, 7-3	5/13 Mercer# W, 5-2	4/13 at Florida State L, 1-0
5/1 at Stetson* W, 5-2	4/20 at Mercer* L, 3-5	5/13 Troy# W, 5-2	4/15 at Georgia State* W, 4-0
5/1 at Stetson* L, 3-8	4/20 at Mercer* L, 9-10	5/14 Florida Atlantic# L, 7-0	4/15 at Georgia State* L, 6-2
5/9 vs. Stetson\$ W, 3-0	4/26 Florida Atlantic* L, 1-4	5/15 Stetson# W, 2-1	4/17 at Mercer* W, 3-1
5/9 vs. Georgia State\$ L, 5-6	4/26 Florida Atlantic* L, 1-4	5/15 Florida Atlantic# L, 1-0	4/17 at Mercer* W, 15-4
5/10 at Troy\$ W, 4-3	5/8 Stetson# W, 8-5		4/20 at USF L, 5-3
5/10 vs. Georgia State\$ L, 2-4	5/8 Mercer# W, 4-3		4/23 Jacksonville* W, 7-5
	5/9 Florida Atlantic# W, 3-2		4/23 Jacksonville* L, 2-0
	5/10 Florida Atlantic# L, 5-6		4/24 Troy* L, 3-1
	5/10 Florida Atlantic# L, 1-5		4/24 Troy* W, 11-8
			5/6 at Stetson* W, 5-1
			5/6 at Stetson* L, 6-5
			5/12 Lipscomb< W, 3-1
			5/12 Florida Atlantic< L, 3-0
			5/13 Jacksonville< W, 9-5
			5/13 Florida Atlantic< W, 3-2
			5/14 Troy< W, 2-1
			5/14 Troy< W, 3-1
			5/20 USF> L, 14-3
			5/21 #23 Florida> W, 5-3
			5/21 USF> L, 5-4

* Atlantic Sun game
[^] Bethune-Cookman Tournament
[#] UCF/Triple Crown Tournament
[!] Georgia State Tournament
[%] Rebel Games
[@] Rebel Games
⁺ Buzz Classic
^{\$} Atlantic Sun Tournament

* Atlantic Sun game & UCF Invitational
 - UCF/Triple Crown Tournament
 % Campbell/Cartier Tournament
 + UCF Softball Tournament
 :: Rebel Games
 \$ Charleston Southern Tournament
 ! UCF Spring Fling
 > UCF Softball Tournament
 = UCF Golden Knight Tournament
 # Atlantic Sun Tournament

* Atlantic Sun game
[#] UCF/Triple Crown Classic
[@] Santa Barbara Tournament
 + Charleston Southern Tournament
[^] Rebel Games
 ! Triple Crown Spring Fling
 & Winthrop Tournament
[#] Atlantic Sun Tournament



Year-By-Year Results

* Atlantic Sun game
 ^ Clearwater Invitational
 @ Louisville Slugger Tournament
 # UCF Tournament
 \$ Golden Panther adidas Invitational
 % UCF Fastpitch Invitational
 ! Speedline Tournament
 & UCF Invitational
 < Atlantic Sun Tournament
 > NCAA Regional Tournament (Gainesville, Fla.)

2006

(19-37, 4-20 C-USA)

Head Coach: Renee Luers-Gillispie

2/10	SIU^	L, 5-2
2/10	Texas Tech^	W, 4-2
2/11	Texas Tech^	W, 4-1
2/11	SIU^	L, 7-0
2/15	Bethune-Cookman	L, 6-2
2/15	Bethune-Cookman	W, 3-0
2/18	Ohio State>	W, 2-1
2/18	Stetson>	W, 3-1
2/19	Ohio State>	W, 8-6
2/19	Stetson>	L, 5-2
2/21	Hofstra	L, 6-4
2/24	Western Michigan#	L, 6-5
2/24	Winthrop#	L, 8-3
2/25	Marist#	W, 3-1
2/25	Samford#	W, 4-2
3/3	Creighton+	W, 7-0
3/3	New Mexico State+	L, 4-0
3/4	Villanova+	W, 2-0
3/4	Bethune-Cookman+	L, 4-3
3/5	Creighton+	W, 1-0
3/5	New Mexico State+	L, 4-0
3/7	Boston College+	W, 4-1
3/7	St. John's	L, 7-2
3/9	Ball State!	W, 4-1
3/10	San Diego!	L, 6-2
3/12	#21 Depaul!	L, 3-1
3/12	#15 Washington!	L, 8-0
3/14	Tulsa*	L, 7-1
3/15	Tulsa*	L, 5-2
3/15	Tulsa*	L, 1-0
3/18	at Marshall*	L, 7-2
3/18	at Marshall*	L, 6-1
3/19	at Marshall*	L, 12-8
3/25	Houston*	L, 5-1
3/25	Houston*	L, 3-2
3/26	Houston*	L, 4-0
4/1	at Southern Miss*	L, 7-2
4/1	at Southern Miss*	L, 6-2
4/2	at Southern Miss*	L, 2-1
4/8	at UAB*	L, 2-1
4/8	at UAB*	L, 2-0
4/9	at UAB*	L, 7-5
4/12	at USF	W, 3-1
4/14	Memphis*	W, 2-1
4/14	Memphis*	W, 4-3
4/15	Memphis*	L, 3-1
4/19	#24 Florida	L, 3-0
4/20	Jacksonville	W, 3-2
4/22	at UTEP*	W, 5-1
4/22	at UTEP*	L, 5-2
4/23	at UTEP*	W, 2-0
5/2	Florida State	L, 2-0
5/2	Florida State	L, 8-2
5/6	East Carolina*	L, 2-1
5/6	East Carolina*	L, 8-6
5/7	East Carolina*	L, 2-1

* Conference USA game
 ^ Triple Crown Tournament
 > Stetson Invitational
 # Stetson Tournament
 + UCF Tournament
 ! Fresno State Tournament

2007

(38-26, 11-13 C-USA)

Head Coach: Renee Luers-Gillispie

2/9	Miami (Ohio)^	W, 6-3
2/9	Florida Atlantic^	L, 10-0
2/10	North Florida^	W, 2-0
2/10	Pittsburgh^	W, 2-0
2/11	North Florida^	L, 2-1
2/16	#9 UCLA>	L, 3-0
2/16	UNLV>	L, 8-0
2/17	Colorado State>	W, 1-0
2/17	Seton Hall>	W, 6-2
2/18	Oklahoma State>	W, 6-2
2/21	Hofstra	L, 3-1
2/21	Hofstra	W, 2-1
2/23	Albany#	W, 1-0
2/23	Boston University#	L, 6-5
2/24	George Mason#	W, 4-0
2/24	Alabama State#	W, 9-0
2/25	Villanova#	L, 1-0
2/27	North Florida	W, 1-0
2/28	Stetson	L, 3-2
3/1	Eastern Michigan	W, 4-2
3/1	Eastern Michigan	W, 7-4
3/2	Jacksonville State+	W, 5-0
3/2	Virginia Tech+	L, 2-1
3/4	Holy Cross+	W, 9-0
3/4	South Alabama+	W, 3-2
3/10	at East Carolina*	L, 3-0
3/10	at East Carolina*	L, 1-0
3/11	at East Carolina*	L, 3-1
3/15	Bethune-Cookman	W, 9-1
3/15	Bethune-Cookman	W, 18-2
3/17	Southern Miss*	W, 2-0
3/17	Southern Miss*	L, 6-3
3/18	Southern Miss*	W, 5-0
3/21	Dartmouth	W, 3-1
3/21	Dartmouth	W, 5-1
3/24	at Tulsa*	W, 3-0
3/24	at Tulsa*	L, 7-4
3/25	at Tulsa*	W, 7-1
3/28	at Florida State	W, 1-0
3/28	at Florida State	L, 8-3
3/31	Marshall*	W, 4-3
3/31	Marshall*	L, 7-0
4/1	Marshall*	W, 5-0
4/4	at Stetson	W, 1-0
4/10	at Jacksonville	W, 4-2
4/11	Florida Atlantic	W, 1-0
4/11	Florida Atlantic	L, 1-0
4/14	UAB*	L, 4-2
4/14	UAB*	W, 5-2
4/15	UAB*	W, 1-0
4/21	at Houston*	L, 6-0
4/21	at Houston*	L, 7-0
4/22	at Houston*	L, 7-0
4/28	UTEP*	W, 8-0
4/28	UTEP*	W, 1-0
4/29	UTEP*	W, 6-0
5/5	at Memphis*	L, 2-1
5/5	at Memphis*	L, 2-1
5/6	at Memphis*	L, 2-1
5/10	Marshall!	W, 5-3
5/10	Houston!	L, 2-1
5/11	Tulsa!	W, 1-0
5/11	East Carolina!	W, 3-1
5/12	East Carolina!	L, 1-0

* Conference USA Game
 ^ FAU Tournament
 > UNLV/Louisville Slugger Tournament
 # UCF Tournament
 + Altamonte Springs Tournament
 ! Conference USA Championship

2008

(49-20, 16-7 C-USA)

Head Coach: Renee Luers-Gillispie

• Conference USA Tournament Champions		
• NCAA Regional Tournament		
2/8	Illinois State^	W, 5-0
2/8	NC State^	L, 10-6
2/9	Kansas^	W, 5-2
2/9	Central Arkansas^	W, 11-2
2/10	Kansas^	L, 6-0
2/14	Long Beach State\$	W, 5-3
2/15	Kentucky\$	W, 7-2
2/15	at #15 Hawaii\$	L, 3-1
2/16	Long Beach State\$	L, 4-2
2/16	Kentucky\$	W, 6-0
2/17	Long Beach State\$	L, 5-0
2/17	Kentucky\$	L, 4-1
2/20	at Stetson	W, 6-0
2/22	Auburn~	L, 1-0
2/22	Birmingham-Southern~	W, 5-0
2/23	George Mason~	W, 10-1
2/24	Drake~	W, 2-1
2/24	#11 Michigan~	L, 6-1
2/27	#11 Michigan~	L, 3-1
2/29	Florida A&M+	W, 10-6
2/29	USA Olympic Team>	L, 1-0
3/1	Villanova+	W, 11-4
3/1	Vermont+	W, 8-2
3/2	Vermont+	W, 5-1
3/2	Maryland+	L, 1-0
3/8	East Carolina*	L, 6-2
3/8	East Carolina*	L, 2-1
3/9	East Carolina*	W, 10-6
3/11	Sam Houston State	W, 3-1
3/11	Penn State	L, 2-1
3/12	Liberty	W, 3-0
3/12	#14 Baylor	W, 3-0
3/15	at UAB*	L, 2-0
3/15	at UAB*	W, 3-2
3/16	at UAB*	W, 2-0
3/19	Jacksonville	W, 9-1
3/20	Iowa	W, 4-1
3/21	Tulsa*	W, 2-0
3/21	Tulsa*	W, 6-5
3/22	Tulsa*	W, 8-0
3/25	at Florida Atlantic	W, 3-0
3/26	at Florida International	W, 9-5
3/29	at Marshall*	W, 2-1
3/29	at Marshall*	W, 5-3
3/30	at Marshall*	W, 7-1
4/2	at North Florida	W, 7-0
4/5	#9 Houston*	L, 5-1
4/5	#9 Houston*	W, 6-4
4/8	Bethune-Cookman	W, 2-1
4/9	Florida State	W, 2-0
4/9	Florida State	W, 4-1
4/12	at UTEP*	L, 1-0
4/12	at UTEP*	L, 6-5
4/13	at UTEP*	W, 4-3
4/19	Memphis*	W, 5-0
4/19	Memphis*	W, 4-2
4/20	Memphis*	W, 8-0
4/27	Stetson	W, 8-0
4/30	at Bethune-Cookman	W, 7-1
5/3	at Southern Miss*	L, 2-1
5/3	at Southern Miss*	W, 5-3
5/4	at Southern Miss*	W, 1-0
5/8	Southern Miss&	W, 3-2
5/9	UTEP&	W, 3-0
5/10	at #9 Houston&	W, 4-2
5/16	USF%	W, 3-2
5/17	at #1 Florida%	L, 3-0
5/17	Georgia Tech%	W, 7-1
5/18	at #1 Florida%	W, 1-0
5/18	at #1 Florida%	L, 10-0

* Conference USA game
 ^ UCF Tournament
 \$ Hawaii Paradise Classic
 ~ UCF Tournament II
 + Altamonte Springs Tournament
 > Exhibition game

& Conference USA Championship
 % NCAA Regional Tournament (Gainesville, Fla.)

2009

(27-27, 11-12 C-USA)

Head Coach: Renee Luers-Gillispie

2/6	Texas Tech^	L, 4-12
2/6	at #2 Arizona State^	L, 7-10
2/7	Oklahoma State^	W, 8-5
2/7	Western Michigan^	L, 1-10
2/11	North Florida	W, 2-1
2/11	North Florida	L, 5-7
2/13	Villanova!	L, 3-5
2/13	UT-Arlington!	W, 5-1
2/14	George Mason!	W, 4-1
2/14	#11 Tennessee!	L, 0-1
2/18	at Jacksonville	W, 5-3
2/20	Portland State\$	W, 5-3
2/20	Illinois-Chicago\$	W, 9-1
2/21	Boston College\$	W, 2-1
2/21	Oklahoma State\$	L, 0-2
2/24	Centenary	W, 7-3
2/25	Bethune-Cookman	W, 2-0
2/25	Eastern Michigan	W, 5-4
2/27	Syracuse#	L, 2-3
2/27	Tennessee State#	W, 9-7
2/28	Florida A&M#	W, 7-0
2/28	Maine#	W, 5-0
3/4	Loyola (Ill.)	L, 4-10
3/7	at Tulsa*	L, 6-7
3/7	at Tulsa*	L, 2-7
3/8	at Tulsa*	L, 2-8
3/10	Ball State	L, 0-1
3/10	Kennesaw State	L, 1-3
3/14	UAB*	W, 7-0
3/14	UAB*	L, 4-7
3/15	UAB*	W, 6-5
3/17	FIU	L, 6-8
3/19	Iowa	L, 1-2
3/28	at East Carolina*	L, 0-3
3/28	at East Carolina*	L, 0-3
3/29	at East Carolina*	L, 0-5
4/4	Southern Miss*	L, 4-5
4/4	Southern Miss*	W, 2-1
4/5	Southern Miss*	W, 5-4
4/8	at Stetson	W, 4-3
4/10	Marshall*	W, 7-3
4/10	Marshall*	W, 3-0
4/11	Marshall*	L, 6-9
4/15	at #1 Florida	L, 0-3
4/19	at Houston*	L, 4-6
4/19	at Houston*	W, 3-1
4/22	at Bethune-Cookman	W, 3-0
4/24	at Memphis*	L, 0-2
4/24	at Memphis*	W, 3-2
4/25	at Memphis*	W, 4-3
5/2	UTEP*	W, 4-3
5/2	UTEP*	W, 5-2
5/3	UTEP*	L, 2-3
5/7	Marshall&	L, 1-2

* Conference USA game
 ^ Kajikawa Classic
 ! UCF Early Bird Tournament
 \$ UCF Comfort Suites Invitational
 # UCF Invitational
 & Conference USA Championship

Year-By-Year Results

2010 (36-23, 16-7 C-USA)	2011 (22-32, 11-13 C-USA)	2012 (39-19, 15-10 C-USA)	2013 (29-25, 10-14 C-USA)
Head Coach: Renee Luers-Gillispie	Head Coach: Renee Luers-Gillispie	Head Coach: Renee Luers-Gillispie	Head Coach: Renee Luers-Gillispie
• NCAA Regional Tournament	• NCAA Regional Tournament	• NCAA Regional Tournament	• NCAA Regional Tournament
2/13 #16 Tennessee [^] W, 6-3	2/11 vs. Utah State [^] W, 9-6	2/10 vs. Ohio State ! W, 2-1	2/8 vs. Texas Tech [^] L, 12-4
2/13 #7 Georgia [^] L, 0-12	2/12 vs. San Diego State [^] L, 1-5	2/10 vs. Florida A&M ! W, 9-1	2/9 vs. DePaul [^] L, 11-0
2/14 Chattanooga [^] L, 2-4	2/12 #1 UCLA [^] L, 2-10	2/11 vs. Florida A&M ! W, 9-1	2/9 vs. #18 Louisville [^] L, 5-3
2/17 Stetson L, 1-7	2/13 vs. North Dakota State [^] L, 1-2	2/11 vs. Bethune Cookman! W, 10-4	2/9 at UNLV [^] L, 12-10
2/19 South Carolina! W, 4-1	2/16 North Florida L, 0-2	2/11 vs. Chattanooga ! W, 6-2	2/13 vs. North Florida! L, 2-0
2/19 North Florida! W, 6-3	2/18 Illinois Chicago ! W, 4-3	2/17 vs. #7 Washington [^] L, 1-0	2/15 vs. UT Arlington! W, 1-0
2/20 Villanova! W, 5-2	2/18 Notre Dame ! L, 3-5	2/17 vs. UC Davis [^] L, 6-4	2/16 vs. Florida A&M! W, 3-1
2/20 Troy! L, 0-1	2/19 Miami (Ohio) ! L, 5-6	2/18 vs. #8 UCLA [^] L, 3-1	2/16 vs. South Carolina! W, 3-1
2/21 Florida A&M! L, 2-3	2/19 Delaware ! W, 4-1	2/18 at San Diego State [^] L, 3-2	2/17 vs. Buffalo! W, 6-1
2/24 at North Florida W, 5-3	2/23 at Florida A&M L, 4-5	2/19 vs. Oregon State [^] L, 2-1	2/17 vs. Florida A&M! W, 9-1
2/26 #7 Georgia Tech\$ L, 0-1	2/25 UMKC \$ L, 3-12	2/22 at #25 Florida State L, 6-2	2/20 vs. #23 Florida State L, 10-3
2/26 Arkansas\$ L, 0-6	2/25 #7 Michigan \$ L, 1-10	2/24 Seton Hall \$ W, 3-1	2/22 vs. Indiana\$ W, 3-2
2/27 Maryland\$ L, 2-3	2/26 Maine \$ W, 6-3	2/24 Jacksonville \$ L, 3-2	2/23 vs. Fordham\$ W, 4-0
2/27 Nebraska\$ W, 5-4	2/26 Villanova \$ L, 1-4	2/25 Florida Gulf Coast \$W, 2-1	2/23 vs. DePaul\$ L, 5-3
2/28 #7 Alabama\$ W, 3-2	2/27 North Florida \$ L, 4-5	2/25 Eastern Michigan \$W, 7-2	2/23 vs. Southern Illinois\$W, 5-2
3/5 Harvard# W, 9-0	3/1 Valparaiso W, 6-1	2/26 Eastern Michigan \$W, 4-3	2/24 vs. Massachusetts\$ W, 8-2
3/5 College of Charleston# W, 4-1	3/1 #5 Michigan L, 1-10	2/28 Eastern Michigan W, 8-6	2/27 at Stetson W, 3-0
3/6 Providence# W, 6-1	3/1 South Alabama # L, 3-7	3/2 Penn # W, 8-3	3/1 vs. Villanova# W, 3-0
3/6 Boston College# W, 2-1	3/4 Virginia Tech # L, 3-7	3/2 Jacksonville # W, 2-1	3/1 vs. Ole Miss# W, 4-3
3/7 Georgia Southern# W, 4-3	3/5 Monmouth # W, 11-10	3/3 UIC # W, 7-0	3/2 vs. Connecticut# L, 4-3
3/9 Maine L, 4-6	3/5 Florida A&M # W, 5-1	3/3 Stetson # W, 3-1	3/2 vs. Penn# W, 3-0
3/10 Connecticut W, 5-1	3/8 Ball State L, 5-7	3/7 Georgetown W, 3-2	3/5 vs. SIUE W, 4-1
3/13 Memphis* L, 0-1	3/8 North Carolina L, 6-7	3/7 Georgetown W, 5-0	3/6 vs. Boston College Cancld.
3/13 Memphis* W, 2-1	3/12 UTEP* W, 2-1	3/10 Tulsa * W, 4-0	3/6 vs. #14 Michigan L, 11-2
3/17 Drake L, 0-5	3/12 UTEP* L, 2-3	3/10 Tulsa * L, 3-0	3/9 vs. UAB * L, 5-1
3/20 Houston* W, 5-1	3/13 UTEP* W, 6-0	3/11 Tulsa * L, 2-1	3/9 vs. UAB * L, 4-0
3/20 Houston* W, 2-1	3/16 Liberty W, 4-3	3/13 Northern Colorado W, 5-4	3/10 vs. UAB * L, 8-2
3/21 Houston* W, 1-0	3/19 at Tulsa* L, 1-5	3/14 Northern Illinois W, 3-2	3/13 vs. Liberty W, 3-0
3/24 #22 Ohio State W, 3-0	3/19 at Tulsa* L, 1-6	3/14 Iona W, 6-1	3/16 at Houston W, 4-3
3/24 Cornell L, 3-4	3/20 at Tulsa* L, 3-7	3/17 at Southern Miss * W, 6-0	3/16 at Houston L, 4-0
3/25 Cornell W, 7-2	3/23 Kent State W, 3-2	3/18 at Southern Miss * L, 9-5	3/17 at Houston L, 2-1
3/27 at Southern Miss* W, 7-4	3/26 UAB* W, 6-0	3/18 at Southern Miss * W, 3-0	3/20 vs. Monmouth N.J. W, 2-0
3/27 at Southern Miss* W, 3-2	3/26 UAB* L, 1-5	3/21 Kent State W, 2-1	3/20 vs. Monmouth N.J. W, 7-6
3/28 at Southern Miss* W, 8-0	3/27 UAB* L, 3-5	3/24 at Jacksonville Cancelled	3/22 vs. Marshall * L, 10-2
3/31 #6 Florida L, 3-4	4/6 Florida State W, 2-1	3/28 at North Florida W, 3-0	3/23 vs. Marshall * L, 3-1
4/2 East Carolina* L, 0-2	4/9 at East Carolina* W, 1-0	3/31 East Carolina * W, 8-2	3/23 vs. Marshall * L, 5-4
4/2 East Carolina* L, 0-2	4/9 at East Carolina* W, 3-2	4/1 East Carolina * W, 2-0	3/29 at #18 Tulsa * L, 6-2
4/3 East Carolina* L, 0-6	4/10 at East Carolina* L, 0-1	4/1 East Carolina * W, 4-3	3/29 at #18 Tulsa * L, 8-1
4/7 #16 Florida State L, 1-6	4/13 at Bethune-Cookman L, 0-5	4/6 at UTEP * W, 10-2	3/30 at #18 Tulsa * L, 7-0
4/10 at Marshall* W, 9-1	4/16 Marshall* W, 5-4	4/6 at UTEP * W, 17-5	4/3 at #3 Florida L, 2-1
4/10 at Marshall* W, 8-4	4/16 Marshall* W, 6-5	4/7 at UTEP * W, 9-0	4/6 vs. UTEP * W, 8-0
4/11 at Marshall* W, 1-0	4/17 Marshall* W, 10-6	4/7 at UTEP * W, 9-0	4/6 vs. UTEP * W, 3-2
4/17 at UAB* L, 1-2	4/20 at #8 Florida L, 1-8	4/11 #3 Florida W, 2-0	4/7 vs. UTEP * W, 4-2
4/17 at UAB* L, 2-5	4/22 at Memphis* L, 0-3	4/14 at UAB * L, 2-0	4/10 at FIU W, 2-0
4/18 at UAB* W, 4-3	4/22 at Memphis* L, 1-4	4/15 at UAB * W, 1-0	4/13 at Memphis * L, 3-2
4/21 Bethune-Cookman W, 7-4	4/23 at Memphis* L, 0-8	4/18 Bethune Cookman W, 5-1	4/14 at Memphis * W, 7-6
4/24 Tulsa* L, 1-0	4/30 Southern Miss* W, 3-2	4/20 Memphis * W, 8-7	4/14 at Memphis * L, 1-0
4/24 Tulsa* W, 4-3	4/30 Southern Miss* W, 4-3	4/22 Memphis * W, 7-4	4/17 at Bethune Cookman W, 5-4
4/25 Tulsa* W, 2-1	5/1 Southern Miss* W, 7-2	4/22 Memphis * L, 3-0	4/20 vs. Southern Miss * W, 3-2
5/4 Jacksonville W, 3-0	5/7 at Houston* L, 0-2	4/25 Stetson W, 8-1	4/20 vs. Southern Miss * W, 2-0
5/8 at UTEP* W, 4-3	5/7 at Houston* L, 0-4	4/28 Houston * W, 4-1	4/21 vs. Southern Miss * L, 3-2
5/8 at UTEP* W, 12-10	5/8 at Houston* L, 0-7	4/28 Houston * W, 4-0	5/4 at East Carolina * W, 3-1
5/9 at UTEP* W, 7-5	5/12 vs. UAB & W, 2-1	4/29 Houston * W, 6-3	5/4 at East Carolina * W, 3-0
5/13 vs. UTEP& W, 4-2	5/13 vs. Tulsa & L, 1-6	5/1 at Bethune Cookman W, 4-0	5/5 at East Carolina * W, 6-1
5/14 vs. Memphis& W, 3-1		5/5 at Marshall * L, 5-0	5/9 at #23 Tulsa& L, 3-0
5/15 vs. East Carolina& L, 1-3	* Conference USA game	5/6 at Marshall * L, 4-0	
5/21 vs. FIU+ W, 7-1	[^] UCL A Tournament	5/6 at Marshall * L, 1-0	
5/22 at #5 Florida+ L, 0-6	! UCF Invitational I	5/10 vs. Houston & L, 6-2	
5/22 vs. FIU+ L, 0-7	\$ UCF Invitational II	5/18 vs. #19 USF + L, 1-0	
	# UCF Invitational III	5/19 at #6 Florida + L, 7-1	
	& Conference USA Championship		
* Conference USA game		* Conference USA game	* Conference USA game
[^] NTC Elite Invitational		[^] San Diego State Tournament	[^] Sportco Kick-Off Classic
! UCF Invitational		! NTC Invitational	! UCF Holiday Inn Select
\$ NFCA Leadoff Classic		\$ UCF Invitational I	\$ NFCA Lead-Off Classic
# UCF Tournament		# UCF Invitational II	# UCF Spring Fling
& Conference USA Championship		& Conference USA Championship	& Conference USA Championship
+ NCAA Regional Tournament (Gainesville, Fla.)		+ NCAA Regional Tournament (Gainesville, Fla.)	

Year-By-Year Results

2014 (43-18, 15-3 AAC)	2015 (50-9, 16-2 AAC)	2016 (38-22, 12-4 AAC)	2017 (29-23, 11-7 AAC)
Head Coach: Renee Luers-Gillispie • American Athletic Conference Regular Season Champions • NCAA Regional Tournament	Head Coach: Renee Luers-Gillispie • American Athletic Conference Regular Season and Tournament Champions • NCAA Regional Tournament	Head Coach: Renee Luers-Gillispie • NCAA Regional Tournament	Head Coach: Renee Luers-Gillispie
2/7 LIU-Brooklyn^ W, 3-2 2/7 Kansas^ W, 1-0 2/9 Fordham^ W, 2-1 2/14 UIC! W, 5-1 2/14 Middle Tennessee! W, 2-1 2/15 James Madison! W, 3-2 2/15 Florida A&M! W, 1-0 2/19 at #10 Florida State L, 1-6 2/21 vs. McNeese\$ W, 5-2 2/21 at #7 Alabama\$ L, 3-8 2/22 at #7 Alabama\$ L, 0-1 2/22 vs. McNeese\$ L, 2-8 2/23 vs. Virginia Tech\$ L, 0-1 2/28 SIUE# L, 2-3 2/28 Princeton# W, 4-0 3/1 College of Charleston# L, 0-1 3/1 SIUE# W, 5-1 3/5 Boston College W, 9-1 3/5 Jacksonville W, 4-2 3/8 Colgate@ W, 2-0 3/8 Penn@ W, 3-0 3/9 Troy@ W, 4-1 3/9 Bowling Green@ W, 2-0 3/11 Southern Illinois L, 4-5 3/12 Florida Atlantic W, 2-0 3/12 Yale W, 4-0 3/13 FIU L, 4-9 3/13 #22 Notre Dame W, 3-0 3/17 Marist W, 11-0 3/18 Purdue L, 1-2 3/18 Iona W, 7-2 3/22 Memphis* W, 1-0 3/22 Memphis* W, 1-0 3/23 Memphis* W, 7-1 3/26 at #4 Florida L, 6-10 4/2 at North Florida W, 5-3 4/5 Rutgers* W, 4-0 4/5 Rutgers* W, 8-0 4/6 Rutgers* L, 1-4 4/9 at Stetson W, 1-0 4/12 at South Florida* L, 0-4 4/12 at South Florida* W, 3-1 4/13 at South Florida* W, 2-1 4/16 at Bethune-Cookman W, 6-0 4/18 Louisville* L, 0-1 4/18 Louisville* W, 3-2 4/19 Louisville* W, 5-1 4/22 Stetson L, 0-3 4/26 Houston* W, 7-1 4/26 Houston* W, 7-2 4/27 Houston* W, 7-5 5/3 at UConn* W, 7-4 5/3 at UConn* W, 3-0 5/4 at UConn* W, 12-5 5/8 vs. UConn& W, 6-0 5/10 vs. Rutgers& W, 8-5 5/11 vs. Louisville& L, 2-3 5/16 vs. Stetson+ L, 4-6 5/17 vs. Florida A&M+ W, 2-1 5/17 vs. Stetson+ W, 6-4 5/18 at #6 Florida+ L, 0-7	2/6 George Mason^ W, 7-0 2/6 Boston College^ W, 4-0 2/7 Boston College^ W, 3-0 2/7 George Mason^ W, 10-1 2/11 at South Carolina W, 4-1 2/14 vs. #18 Missouri! W, 1-0 2/14 vs. Arkansas! W, 6-1 2/15 vs. #12 Minnesota! W, 4-0 2/20 vs. #16 Washington\$ L, 3-4 2/21 vs. UTEP\$ W, 3-0 2/21 at Hawaii\$ W, 4-0 2/22 at Hawaii\$ W, 6-0 2/22 vs. #16 Washington\$ W, 4-2 2/25 at #1 Florida L, 1-2 2/27 Princeton# W, 3-2 2/27 Iowa# L, 2-3 2/28 LIU-Brooklyn# Postponed 2/28 Florida A&M# Cancelled 3/1 LIU-Brooklyn# W, 2-0 3/3 Maryland W, 8-6 3/6 Kent State@ L, 0-1 3/6 Bradley@ W, 3-0 3/7 Kent State@ W, 5-1 3/8 Michigan State@ W, 8-0 3/10 Mercer W, 7-2 3/10 South Dakota W, 5-1 3/11 NIU W, 4-2 3/11 NIU W, 6-1 3/13 Monmouth- W, 8-3 3/13 Fairfield- W, 10-2 3/14 Bulter- W, 5-1 3/14 UIC- W, 2-1 3/15 James Madison- L, 1-2 3/21 East Carolina* W, 2-0 3/21 East Carolina* W, 8-0 3/22 East Carolina* W, 3-0 3/25 FIU W, 8-3 3/26 Florida Atlantic W, 2-0 3/28 UConn* W, 2-1 3/28 UConn* W, 2-1 3/29 UConn* W, 6-1 4/3 at Tulsa* W, 2-1 4/3 at Tulsa* L, 4-5 4/4 at Tulsa* W, 3-0 4/8 at Stetson W, 9-2 4/11 Houston* W, 2-0 4/11 Houston* W, 13-0 4/12 Houston* W, 8-2 4/17 Memphis* W, 8-3 4/17 Memphis* W, 9-0 4/18 Memphis* W, 6-1 4/25 North Florida W, 5-0 5/2 South Florida* W, 5-0 5/2 South Florida* W, 2-1 5/3 South Florida* L, 2-3 5/8 vs. South Florida& W, 3-1 5/9 vs. Tulsa& W, 1-0 5/15 vs. South Carolina+ W, 4-1 5/16 at #9 Florida State+ L, 1-2 5/16 vs. South Carolina+ W, 5-2 5/17 at #9 Florida State+ L, 0-5	2/11 Liberty* W, 7-2 2/12 Rutgers^ W, 4-1 2/12 #5 Alabama^ W, 8-1 2/13 Fordham^ W, 4-0 2/13 #19 James Madison L, 0-1 2/17 #3 Auburn L, 0-2 2/19 vs. #23 Texas A&M! L, 4-10 2/19 vs. #7 UCLA! L, 0-2 2/20 vs. #9 Arizona! L, 4-19 2/20 vs. #4 LSU! L, 5-6 2/21 vs. #9 Washington! L, 7-9 2/26 vs. #23 Notre Dame\$ L, 1-5 2/26 vs. Yale\$ W, 8-2 2/27 vs. Syracuse\$ W, 4-0 2/27 vs. Charlotte\$ W, 4-1 3/2 at North Florida W, 7-2 3/4 Middle Tennessee# W, 2-0 3/4 La Salle# W, 9-0 3/5 South Dakota# W, 8-0 3/5 LIU-Brooklyn# W, 3-1 3/8 Ball State W, 5-2 3/8 Illinois State W, 1-0 3/9 Ball State W, 8-0 3/10 Florida Gulf Coast@ W, 8-0 3/11 Utah@ W, 4-3 3/11 Florida Gulf Coast@ W, 5-3 3/12 Indiana State@ W, 10-2 3/12 Purdue@ L, 2-3 3/15 Florida Atlantic L, 0-2 3/15 New Mexico State W, 3-0 3/16 New Mexico State W, 2-1 3/19 at #20 Baylor L, 1-3 3/19 at #20 Baylor L, 0-2 3/20 at #20 Baylor L, 0-3 3/22 Kent State W, 4-2 3/23 Georgia Tech W, 1-0 4/1 at UConn* W, 1-0 4/6 #2 Florida L, 1-3 4/8 Tulsa* W, 4-1 4/9 Tulsa* W, 4-1 4/10 Tulsa* W, 3-1 4/15 at Houston* L, 0-7 4/15 at Houston* W, 8-0 4/16 at Houston* W, 8-3 4/22 Memphis* W, 4-2 4/23 Memphis* L, 4-5 4/24 Memphis* W, 8-1 4/26 at #6 Florida State L, 1-7 4/29 at #18 USF* W, 9-0 4/30 at #18 USF* L, 1-4 5/1 at #18 USF* W, 5-3 5/6 East Carolina* L, 1-2 5/7 East Carolina* W, 8-0 5/8 East Carolina* W, 5-0 5/12 vs. UConn& W, 3-2 5/13 vs. Tulsa& L, 0-4 5/20 vs. #21 Florida Atlantic+ W, 1-0 5/21 vs. #1 Florida+ L, 0-5 5/21 vs. #21 Florida Atlantic+ W, 2-1 5/22 vs. #1 Florida+ L, 0-8	2/10 FAMU^ W, 10-2 2/10 Pittsburgh^ L, 0-6 2/11 #20 Kentucky^ L, 3-6 2/11 FAMU^ W, 2-1 2/12 Pittsburgh^ L, 3-6 2/17 vs. Cal Poly! W, 2-1 2/17 vs. #5 UCLA! L, 0-1 2/18 vs. California! Canceled 2/18 vs. Loyola Marymount! Canceled 2/24 vs. Gardener-Webb\$ W, 5-0 2/24 at #10 Alabama\$ L, 0-4 2/25 vs. Gardener-Webb\$ W, 9-1 2/25 vs. Texas Tech\$ W, 13-4 2/26 at #10 Alabama\$ L, 2-3 3/1 at Florida Gulf Coast W, 5-1 3/2 at North Florida W, 7-2 3/3 Providence# W, 11-10 3/4 Florida Gulf Coast# W, 5-3 3/5 Providence # W, 3-1 3/8 #13 James Madison L, 1-9 3/10 Ohio State@ W, 0-8 3/10 Delaware State@ L, 11-3 3/11 #16 Georgia@ L, 5-6 3/11 Mercer@ W, 3-2 3/12 Mercer@ W, 8-4 3/14 Iowa State L, 3-5 3/14 Iowa State W, 11-3 3/17 #14 Baylor L, 5-16 3/18 #14 Baylor L, 0-5 3/19 #14 Baylor W, 4-2 3/22 #1 Florida State L, 0-4 3/24 Houston* W, 5-3 3/25 Houston* L, 5-11 3/26 Houston* L, 4-5 3/29 North Florida W, 2-1 3/31 at East Carolina* L, 0-9 4/1 at East Carolina* W, 12-3 4/2 at East Carolina* W, 3-0 4/5 Florida Atlantic L, 0-4 4/7 at Memphis* L, 2-10 4/8 at Memphis* W, 2-0 4/9 at Memphis* W, 10-6 4/13 USF* W, 2-0 4/14 USF* L, 2-7 4/15 USF* W, 5-4 4/19 at #1 Florida L, 1-9 4/28 UConn* L, 3-8 4/29 UConn* W, 3-2 4/30 UConn* W, 9-0 5/3 Bethune-Cookman W, 6-1 5/3 Bethune-Cookman W, 5-4 5/5 at #24 Tulsa* L, 0-3 5/6 at #24 Tulsa* W, 2-0 5/7 at #24 Tulsa* W, 4-3 5/10 East Carolina& L, 2-4
* American Athletic Conference game ^ UCF Knights Invitational ! UCF Holiday Inn Classic \$ Easton Bama Bash # Holiday Inn/UCF Tournament @ UCF Knights/Holiday Inn Spring Fling & American Athletic Conference Championship + NCAA Regional Tournament (Gainesville, Fla.)	* American Athletic Conference game ^ UCF Invitational Tournament ! NTC Spring Games \$ Bank of Hawaii Invitational # Wilson/DeMarini Tournament @ UCF Knights Invitational - UCF Spring Fling & American Athletic Conference Championship + NCAA Regional Tournament (Tallahassee, Fla.)	* American Athletic Conference game ^ UCF Knights Invitational ! Mary Nutter Collegiate Classic \$ Citrus Classic II # UCF Tournament @ UCF Spring Fling & American Athletic Conference Championship + NCAA Regional Tournament (Gainesville, Fla.)	* American Athletic Conference game ^ UCF Knights Invitational ! Mary Nutter Collegiate Classic \$ Easton Bama Bash # UCF Invitational @ UCF Wilson/Demarini Tournament & American Athletic Conference Championship

Year-By-Year Results

2018 (34-22, 12-9 AAC) Head Coach: Renee Luers-Gillispie	2019 (34-21, 11-10 AAC) Head Coach: Cindy Ball-Malone	2020 (21-5-1, 0-0 AAC) Head Coach: Cindy Ball-Malone COVID-19 Shortened Season	2021 (41-19-1, 16-7-1 AAC) Head Coach: Cindy Ball-Malone • NCAA Regional Tournament
2/9 Louisville^ L, 3-5	2/7 Ole Miss^ L, 0-3	2/6 Indiana W, 8-0 (6)	2/13 at Florida Gulf Coast W, 13-0
2/9 Butler^ W, 5-1	2/8 #21 Minnesota ^ L, 0-7	2/7 Indiana W, 11-2 (5)	2/13 at Florida Gulf Coast W, 8-0
2/10 Province^ W, 4-2	2/9 #24 Ohio state^ W, 3-2	2/7 Indiana W, 11-2 (5)	2/14 at Florida Gulf Coast L, 2-3
2/10 Illinois^ W, 3-2/8inn	George Mason^ W, 7-0	2/8 Clemson W, 8-0 (5)	2/14 at Florida Gulf Coast W, 8-5
2/11 North Carolina^ L, 0-2/8inn	2/15 #5 Washington! L, 1-3	Duke W, 5-2	2/19 New Mexico State W, 18-1
2/16 Northern Iowa! L, 0-11	2/16 Northern Colorado! W, 7-0	2/9 Duke L, 2-3	2/20 New Mexico State W, 11-2
2/16 Liu-Brooklyn! W, 13-7	#25 Mississippi State! L, 3-11	2/9 St. John's W, 6-2	2/21 New Mexico State W, 8-2
2/17 Texas Tech! L, 2-6	2/17 Sacramento State! W, 6-5	2/12 #1 Washington L, 3-12	2/24 #17 Missouri L, 5-6
2/17 FAMU! W, 2-1	2/22 Coastal Carolina\$ W, 1-0	2/14 Iowa State W, 3-2 (9)	2/26 McNeese State W, 3-0
2/19 Hofstra W, 1-0/8inn	Pitt\$ W, 9-1	2/15 Villanova W, 7-3	2/26 McNeese State W, 4-1
2/23 vs. W. Carolina\$ L, 3-7	2/23 Penn State\$ W, 3-2(8)	Iowa State W, 9-1 (6)	2/27 McNeese State W, 11-3
2/23 vs. Penn State\$ W, 4-0	Pitt\$ W, 2-0	2/16 FAU W, 10-0 (5)	3/3 UNF W, 8-0
2/24 vs. W. Carolina\$ W, 8-0/5inn	2/24 LA Tech\$ W, 5-2	2/21 vs #12 Tennessee W, 10-1 (5)	3/6 Kennesaw State W, 5-1
2/24 vs. James Madison\$ L, 2-3	2/27 LA Tech L, 0-3	2/22 vs #12 Tennessee W, 9-1 (5)	3/7 Kennesaw State W, 7-4
2/25 at Jacksonville\$ W, 5-3	3/1 Dartmouth# W, 10-0	vs FIU W, 4-2	3/7 Kennesaw State L, 1-8
3/1 at San Diego State# L, 1-3	Toledo# W, 2-1(8)	2/23 vs FIU W, 7-1	3/8 #2 Arizona W, 2-0
3/2 vs. #22 Long Beach State# W, 3-0	3/2 LA Tech# W, 5-2	2/28 LIU W, 9-1 (5)	3/11 FIU W, 7-1
3/2 vs. #3 UCLA# L, 1-9/5inn	3/3 #1 FSU# L, 1-2	2/29 Longwood W, 3-1	3/13 at FAU W, 3-0
3/3 vs. Santa Clara# W, 9-1/5inn	3/4 #1 FSU L, 3-9	3/1 Longwood W, 2-0	3/14 at FAU W, 5-0
3/6 Virginia Tech W, 1-0	3/6 Boston College W, 4-1	3/4 #9 FSU L, 3-8	3/14 at FAU W, 4-0
3/6 Ball State W, 2-1	3/8 Seton Hall@ W, 9-0(5)	3/6 vs #16 Michigan W, 3-2 (8)	3/17 at UNF L, 7-9
3/9 vs Chattanooga@ W, 3-1	St. Joe's@ W, 3-0	3/6 at #1 UCLA L, 2-4	3/17 at UNF W, 9-1
3/9 vs St. Joseph's@ W, 9-1/5inn	3/9 Furman@ L, 2-3	3/7 vs Cal State Fullerton L, 2-7	3/20 at #24 South Carolina L, 1-9
3/10 vs W. Michigan@ L, 3-6	Chattanooga@ W, 4-1	at Long Beach State W, 6-1	3/20 at #24 South Carolina L, 2-4
3/10 vs Southern Illinois@ W, 8-3	3/10 St. John's@ W, 6-0	3/8 vs San Diego State W, 5-3	3/21 at #24 South Carolina W, 10-4
3/11 vs Quinnipiac@ W, 7-1	3/13 at #7 Florida L, 0-5	vs #18 Minnesota T, 5-5 (9)	3/24 #5 Florida W, 8-6
3/14 UT San Antonio L, 0-2	3/16 at Stetson (DH) W, 9-1(5), W, 6-1	3/9 at CSUN W, 7-0	3/26 Houston* W, 2-1
3/14 Georgia Southern L, 1-7	3/20 Princeton W, 8-1	3/11 at Cal State Fullerton W, 7-0	3/26 Houston* W, 5-1
3/21 Princeton W, 6-1	3/22 UCONN* W, 2-0		3/27 Houston* W, 4-1
3/21 Princeton L, 7-4	3/23 UCONN* W, 2-1		3/28 Houston* W, 4-3
3/23 Tulsa* W, 1-0	3/24 UCONN* W, 2-1		4/1 at Tulsa* L, 1-5
3/24 Tulsa* W, 2-1	3/29 at ECU* W, 6-2		4/2 at Tulsa* L, 4-5
3/25 Tulsa* W, 2-1	3/30 at ECU* W, 5-3		4/2 at Tulsa* W, 1-6
3/27 Bethune-Cookman W, 8-0	at ECU* W, 7-2		4/3 at Tulsa* L, 3-7
3/29 at Houston* W, 3-0	4/3 Jacksonville W, 3-2		4/9 at ECU* W, 4-3
3/30 at Houston* W, 7-2	4/5 Wichita State* W, 3-2		4/9 at ECU* W, 9-5
3/31 at Houston* L, 0-4	4/6 Wichita State* L, 3-6(10)		4/10 at ECU* W, 4-0
4/4 #4 Florida W, 1-0	4/7 Wichita State* L, 1-2		4/11 at ECU* W, 8-0
4/7 at UConn* W, 8-3	4/12 USF* L, 0-2(13)		4/14 at #4 Florida W, 7-0
4/7 at UConn* L, 11-3	4/13 USF* L, 1-3		4/16 #20 Wichita State* L, 0-7
4/8 at UConn* L, 1-5	4/14 USF* L, 0-3		4/17 #20 Wichita State* L, 0-3
4/11 at North Florida W, 5-3	4/19 at Tulsa* L, 2-4		4/17 #20 Wichita State* L, 2-5
4/13 Memphis* L, 3-8	4/20 at Tulsa* L, 2-3		4/18 #20 Wichita State* T, 0-0
4/14 Memphis* W, 5-4	4/21 at Tulsa* L, 0-6		4/23 at Memphis* W, 10-2
4/15 Memphis* W, 6-2	4/24 FIU L, 4-1		4/23 at Memphis* W, 8-0
4/17 Florida Atlantic W, 2-1	Bethune-Cookman W, 7-0		4/24 at Memphis* W, 8-0
4/20 at Wichita State* L, 8-9/8 inn	4/26 Houston* L, 0-3		4/25 at Memphis* W, 3-1
4/21 at Wichita State* L, 4-5	4/27 Houston* W, 4-1		4/30 at #23 Ole Miss L, 2-8
4/22 at Wichita State* L, 0-10	4/28 Houston* L, 1-9		5/1 at #23 Ole Miss L, 4-5
4/27 at South Florida* L, 1-4	5/1 UNF W, 6-2		5/1 at #23 Ole Miss L, 0-10
4/28 at South Florida* W, 5-1	5/3 at Memphis* W, 5-1		5/7 USF* L, 0-2
4/29 at South Florida* L, 1-2	5/5 at Memphis* W, 5-1		5/8 USF* W, 4-3
5/4 ECU* W, 3-1	at Memphis* W, 3-2		5/8 USF* W, 9-1
5/5 ECU* W, 9-3	5/9 Wichita State& L, 1-2		5/9 USF* W, 2-0
5/6 ECU* W, 4-3			5/13 vs. ECU& W, 4-3
5/10 vs. Memphis& L, 0-3			5/14 vs. USF& W, 3-2
			5/15 #23 vs. Wichita State& L, 4-7
			5/21 vs. Auburn+ W, 5-4
			5/22 at #8 FSU+ L, 0-3
			5/22 vs. Kennesaw State+ W, 2-0
			5/23 at #8 FSU+ L, 0-2

* American Athletic Conference game
 ^ Friends of Jaclyn Tourney
 ! Disney D-9 Invite
 \$ Green and Gold Classic
 # San Diego Classic
 @ USF UA Invite
 & American Athletic Conference Championship

* American Athletic Conference game
 ^ Friends of Jaclyn Tourney
 ! PV College Challenge
 \$ Knights Classic
 # UCF Invitational
 @ USF Clearwater Tourney
 & American Athletic Conference Championship

* American Athletic Conference game
 & American Athletic Conference Championship
 + NCAA Regional Tournament (Tallahassee, Fla.)

Year-By-Year Results

2022

(49-14, 16-2 AAC)

Head Coach: Cindy Ball-Malone

- American Athletic Conference Regular Season and Tournament Champions

- NCAA Regional Host
- NCAA Regional Champions
- NCAA Super Regionals

2/10	#12 Georgia#	W, 7-6 (8)
2/11	Minnesota#	L, 1-3
2/12	Fresno State#	W, 6-1
2/12	Longwood#	W, 9-1 (5)
2/15	Liberty	W, 3-0
2/17	vs. Wisconsin^	L, 1-9 (5)
2/18	vs. #19 Michigan^	L, 0-6
2/18	vs. Texas Tech^	W, 7-3 (8)
2/19	vs. #15 Tennessee^	L, 2-6
2/19	vs. #9 Texas^	W, 15-10
2/20	vs. #5 FSU^	L, 0-8 (5)
2/23	at FIU	W, 11-0 (5)
2/25	Ole Miss!	W, 6-3
2/26	RV James Madison!	W, 11-0 (5)
2/26	DePaul!	W, 2-0
2/27	#3 Florida!	L, 11-12
2/28	Oakland!	W, 3-0
3/4	South Carolina	L, 2-5
3/4	FGCU	W, 9-2
3/5	South Carolina	W, 5-4
3/5	FGCU	W, 11-2 (5)
3/6	FGCU	W, 10-2 (5)
3/8	at Pacific	W, 8-0 (5)
3/9	at Fresno State	W, 10-2
3/11	vs. Boston\$	W, 6-2
3/12	vs. Iowa State\$	W, 7-5
3/12	at Cal State Fullerton\$	W, 11-2 (6)
3/13	vs. Nebraska\$	W, 7-3
3/13	at Long Beach State\$	W, 12-0 (6)
3/15	Ohio State	W, 11-3 (6)
3/19	Furman	W, 8-0 (6)
3/19	Furman	W, 8-4
3/20	Furman	W, 9-0 (5)
3/25	at USF*	W, 5-2
3/26	at USF*	W, 7-2
3/27	at USF*	W, 3-0
3/30	at #7 Florida	L, 3-10
4/3	#5 Virginia Tech	L, 0-1
4/3	#5 Virginia Tech	L, 0-7
4/4	#5 Virginia Tech	W, 5-4 (11)
4/6	at UNF	W, 2-1
4/8	Memphis*	W, 4-0
4/9	Memphis*	W, 6-0
4/10	Memphis*	W, 8-0 (6)
4/14	ECU*	W, 1-0
4/15	ECU*	W, 6-1
4/16	ECU*	W, 2-1
4/22	at Houston*	W, 4-1 (8)
4/23	at Houston*	W, 5-1
4/24	at Houston*	L, 8-9
4/29	Tulsa*	W, 2-0
4/30	Tulsa*	W, 2-1
5/1	Tulsa*	W, 8-0 (6)
5/6	at #25 Wichita State*L, 4-11	
5/7	at #25 Wichita State* W, 3-1 (8)	
5/8	at #25 Wichita State* W, 9-5	
5/13	vs. Houston&	W, 4-2 (8)
5/14	vs. USF&	W, 11-0 (5)
5/20	Villanova+	W, 6-0
5/21	#20 Michigan+	W, 3-2 (11)
5/22	#20 Michigan+	W, 9-4
5/27	at #1 Oklahoma% L, 0-8 (5)	
5/28	at #1 Oklahoma% L, 1-7	

The CFX Classic

^ St. Pete/Clearwater Elite Invitational

! Knights Classic

* American Athletic Conference game & American Athletic Conference Championship

+ NCAA Regional Tournament (Orlando, Fla.)

% NCAA Super Regional Series (Norman, Okla.)

2023

(40-21, 15-3 AAC)

Head Coach: Cindy Ball-Malone

- American Athletic Conference Tournament Champions

- NCAA Regionals

2/9	#10 Georgia#	L, 2-4
2/10	UMass#	W, 7-1
2/10	RV Boise State#	W, 9-8
2/11	RV Ohio State#	W, 1-0
2/15	#23 Missouri	L, 8-11
2/17	vs. #25 Michigan^	W, 8-2
2/17	vs. #24 Texas A&M^	L, 0-7
2/18	vs. #16 Duke^	L, 3-4 (10)
2/18	vs. #12 Alabama^	L, 5-6 (8)
2/19	vs. Mississippi St.^	W, 6-5
2/21	Louisiana	L, 0-8 (5)
2/22	at Stetson	L, 3-4
2/23	Gardner-Webb (G1)! W, 8-0 (6)	
2/23	Gardner-Webb (G2)! W, 10-2 (5)	
2/24	Louisville!	W, 4-3
2/25	Purdue!	W, 6-3
2/26	Louisville!	L, 15-5 (5)
3/2	vs. Fresno State\$	W, 1-0
3/2	vs. Michigan\$	L, 0-2
3/3	vs. #2 UCLA\$	L, 1-2
3/3	vs. LMU\$	L, 2-8
3/4	at Cal State Fullerton\$	L, 6-8
3/8	at #8 Florida	L, 0-3
3/10	Toledo%	W, 2-0
3/11	Toledo%	W, 9-1 (6)
3/11	Kennesaw St.%	W, 11-5
3/12	North Dakota%	W, 9-1 (5)
3/12	Kennesaw St.%	W, 8-0 (5)
3/14	Rutgers (G1)	W, 3-0
3/14	Rutgers (G2)	W, 5-1
3/17	vs. #22 Arizona St.@ W, 8-0 (6)	
3/17	at #2 Oklahoma St.@	L, 0-4
3/18	vs. #22 Arizona St.@	L, 0-6
3/19	at #2 Oklahoma St.@	L, 9-4
3/24	#22 Wichita St.*	W, 3-1
3/25	#22 Wichita St.*	L, 0-6
3/26	#22 Wichita St.*	L, 5-10
3/29	North Florida	W, 3-2
3/31	at ECU*	W, 8-0 (6)
4/1	at ECU*	W, 4-0
4/2	at ECU*	W, 9-2
4/5	at FGCU	W, 7-2
4/11	vs. FIU	W, 9-1 (5)
4/14	at Tulsa*	W, 8-1
4/15	at Tulsa*	L, 4-5
4/16	at Tulsa*	W, 13-1 (5)
4/21	vs. USF*	W, 2-1 (8)
4/22	vs. USF*	W, 3-1
4/23	vs. USF*	W, 2-0
4/28	vs. Houston*	W, 7-0
4/29	vs. Houston*	W, 8-2
4/30	vs. Houston*	W, 4-0
5/5	at Memphis*	W, 3-2 (9)
5/6	at Memphis*	W, 6-3
5/7	at Memphis*	W, 10-0 (5)
5/11	vs. Memphis&	W, 7-4
5/12	vs. USF&	W, 2-0
5/13	vs. Tulsa&	W, 9-1 (5)
5/19	vs. South Carolina+	W, 6-1
5/20	at #3 FSU+	L, 1-5
5/20	vs. South Carolina+	L, 1-10

The Black & Gold Classic

^ TaxAct Clearwater Invitational

! Knights Classic

\$ Judi Garman Classic

% Knights Round Robin

@ OSU Mizuno Classic

* American Athletic Conference game & American Athletic Conference Championship

+ NCAA Regional Tournament (Tallahassee, Fla.)

Awards and Honors

National

NFCA Division I All-American

Shelby Turnier..... 2015

D1 Softball All-American

Jada Cody (First Team).....2022

Softball America All-American

Jada Cody (Second Team).....2022

Capital One Academic All-American

Mackenzie Audas 2015

National NCAA Woman of the Year Nominee

Stephanie Best 2005

NFCA Regional Coaching Staff of the Year

Cindy Ball-Malone/Tyler Heil/Whitney Jones/Kaija Gibson/Alea White.....2022

ESPNw National Player of the Week

Shelby Turnier.....February 18, 2015

USA Softball National Collegiate Pitcher of the Week

Shelby Turnier..... April 7, 2015

NFCA National Player of the Week

Stephanie Best March 19, 2003

Wilson/NFCA National Pitcher of the Week

Shelby Turnier..... February 17, 2015

Shelby Turnier.....March 31, 2015

Shelby Turnier..... April 7, 2015

Gianna Mancha.....March 15, 2021

Sarah Willis May 2, 2023

NFCA All-Region

First Team

Sarah Willis2023

Gianna Mancha.....2022

Alea White 2018, 2019, 2021

Cassady Brewer 2018

Kahley Novak2014, 2015

Shelby Turnier.....2015, 2016

Natalie Land2012

Breanne Javier.....2009

Allison Kime2007, 2008

Stephanie Best2003

Jania Shinhoster 2002

Second Team

Grace Jewell2023

Jada Cody2022

Jazmine Esparza2021

Cassady Brewer 2019

Mackenzie Audas 2015

Jessica Ujvari 2015

Farrah Sullivan.....2014

Mackenzie Audas2012

Ashleigh Cole.....2010

Stephanie Best2005

Lindsay Enders.....2005

Stephanie Best2004

Dottie Cupp..... 2002

Third Team

Aubrey Evans.....2023

Jada Cody2021

Gianna Mancha.....2021

Breanna Vasquez..... 2019

Courtney Rotton..... 2016

Linnea Goodman 2015

Brittany Solis..... 2015

Shelby Turnier..... 2014

CSC Academic All-District Team

Savannah Adams2023

Jada Cody2023

Shannon Doherty2023

Kaitlyn Felton.....2023

Kennedy Searcy2023

CoSIDA Academic All-American

Mackenzie Audas 2015

Stephanie Best2004

CoSIDA Academic All-District

First Team

Mackenzie Audas 2015

Natalie Land2011, 2012

Abby McClain2010, 2011

Kacie Feaster 2007

Stephanie Best2003, 2004

Second Team

Natalie Land2010

Abby McClain2009

Cat Snapp2008

Stephanie Best2005

American Athletic Conference

First Team All-Conference

Mackenzie Audas 2015

Cassady Brewer2016, 2017, 2018

Jada Cody2021, 2022, 2023

Shannon Doherty2023

Jazmine Esparza2021

Linnea Goodman 2015

Kyra Klarkowski.....2017

Micaela Macario2023

Gianna Mancha.....2022

Samantha McCloskey 2016

Justene Molina2022

Kahley Novak..... 2015

Denali Schappacher2018, 2021, 2022

Maddy Schroeder..... 2015

Kennedy Searcy 2022, 2023

Farrah Sullivan.....2014, 2015

Shelby Turnier.....2014, 2015, 2016

Jessica Ujvari 2015

Alea White2019, 2021

Sarah Willis2023

Second Team All-Conference

Mackenzie Audas 2014

Cassady Brewer 2019

Kalyn Cenal..... 2016

Shannon Doherty2021

Erin Emanuel 2018

Aubrey Evans.....2023

Chloe Evans.....2023

Linnea Goodman2014, 2017

Megan Greenwell..... 2018

Ashleigh Griffin2022

Willow Kalinen.....2017

Kyra Klarkowski.....2021

Micaela Macario2022

Gianna Mancha.....2021

Karissa Ornelas2021

Courtney Rotton.....2016, 2017

Brittany Solis..... 2015, 2017

Jamie Ujvari.....2016

Jessica Ujvari2014, 2016

Alea White 2017, 2018

Jasmine Williams.....2023

Juliana Wilson2021

Kama Woodall2022

All-Rookie Team

Cassady Brewer 2016

Damaria Cannon 2019

Jada Cody2021

Aubrey Evans.....2023

Jazmine Esparza2017

Ashleigh Griffin2022

Kyra Klarkowski.....2017

Micaela Macario2022

Karissa Ornelas 2019

Denali Schappacher2018

Kennedy Searcy2021

Breanna Vasquez..... 2019

Alea White2017

Juliana Wilson2021

All-Tournament Team

Savannah Adams.....2022

Mackenzie Audas2014, 2015

Jada Cody 2022*, 2023

Shannon Doherty2022

Aubrey Evans.....2023

Chloe Evans.....2023

Jazmine Esparza2021

Mariah Garcia..... 2014

Kahley Novak 2015

Gianna Mancha..... 2021, 2022

Samantha McCloskey 2014, 2015*, 2016

Denali Schappacher2021

Kennedy Searcy2023

Farrah Sullivan..... 2014

Shelby Turnier.....2015, 2016

Jessica Ujvari 2015

Allyse Volpe..... 2021, 2022

Jasmine Williams.....2023

Sarah Willis2023*

Kama Woodall2022

*Most Outstanding Player

Pitcher of the Year

Sarah Willis2023

Shelby Turnier..... 2015

Player of the Year

Farrah Sullivan..... 2014

Jessica Ujvari 2015

Defensive Player of the Year

Justene Molina2022

Rookie of the Year

Cassady Brewer 2016

Micaela Macario2022

Coaching Staff of the Year

Renee Luers-Gillispie/Ruben Felix/Hillary



Awards and Honors

Barrow 2014
 Renee Luers-Gillispie/Tiffany Patteson/Hillary Barrow/Jeff Conrad 2015
 Cindy Ball-Malone/Tyler Heil, Whitney Jones/Kaija Gibson/Alea White.....2022

Team Academic Excellence Award

2015
 2020
 2021
 2022

All-Academic Team

Jasmine Acevedo 2016
 Savannah Adams 2022
 Jordan Almasy 2021
 Mackenzie Audas 2014, 2015
 Brooke Barlow 2018, 2019
 Damara Begin 2017, 2018
 Hayley Bejarano 2018, 2020, 2021
 Maddie Bejarano 2021, 2022
 Georgia Blair 2021
 Cassidy Brewer 2018, 2019
 Katie Burge 2021, 2022
 Taylor Bell 2016
 Cassidy Cangemi 2021, 2022
 Damaria Cannon 2019, 2020, 2021, 2022
 Kalyn Cenal 2015, 2016
 Samantha Charles 2014, 2015
 Jada Cody 2020, 2021, 2022
 Madisyn Davis 2020, 2021
 Angelina DeVoe 2021, 2022
 Shannon Doherty 2020, 2021, 2022
 Kiana East 2020
 Erin Emanuel 2018, 2019
 Jazmine Esparza 2017, 2018, 2019, 2020, 2021
 Kasey Fava 2020, 2021
 Kaitlyn Felton 2022
 Kirsten Foster 2015, 2016
 Carson Frier 2022
 Mariah Garcia 2015
 Brittanne Gasser 2014
 Tamesha Glover 2016, 2017, 2018, 2019
 Linnea Goodman 2014, 2015, 2016, 2017
 Megan Greenwell 2015, 2017, 2018
 Ashleigh Griffin 2022
 Mackenzie Huhn 2014
 Kaitlyn Jensen 2018, 2019, 2020, 2021
 Grace Jewell 2021, 2022
 Aubrey Johnson 2017, 2018, 2019, 2020
 Savannah Julyia 2019
 Willow Kalinen 2015, 2016, 2017
 Blaire Kelly 2014, 2015
 Kyra Klarkowski 2017, 2018, 2019, 2020, 2021
 Kendyl Lange 2018, 2019
 Emmerson Lee 2021, 2022
 Ali Little 2018
 Takiya London 2019, 2020, 2021
 Micaela Macario 2022
 Gianna Mancha 2020, 2021, 2022
 Samantha McCloskey 2016
 Kaylee Misiti 2018
 Justene Molina 2020, 2021, 2022
 AyJay Mulholland 2020
 Andrea Neswiacheny 2015, 2016
 Kahely Novak 2014, 2015
 Karissa Ornelas 2019, 2020, 2021
 Molly Rainey 2020

Marina Rao 2021
 Kendall Reid 2019
 Courtney Rotton 2015, 2016, 2017, 2018
 Johnieisha Rowe 2022
 Denali Schappacher 2018, '19, '20, '21, '22
 Maddy Schroeder 2014, 2015
 Kaleigh Singleton 2014
 Brittany Solis 2014, 2015, 2016, 2017
 Kennedy Searcy 2021, 2022
 Kaitlyn Steckel 2014, 2015
 Ashley Stephenson 2019
 Farrah Sullivan 2014, 2015
 Montana Szara 2020
 Tera Testa 2019, 2020, 2021
 Alicia Tomberlain 2019
 Kamryn Toney 2017
 Shelby Turnier 2014, 2016
 Jamie Ujvari 2015, 2016
 Jessica Ujvari 2014, 2015, 2016
 Breanna Vasquez 2019, 2020, 2021
 Allyse Volpe 2022
 Taylor Wagner 2014
 Alea White 2017, 2018, 2019, 2020, 2021
 Juliana Wilson 2020, 2021
 Averi Wong 2022
 Kama Woodall 2022

Player/Pitcher of the Week

Kaitlyn Felton (Pitcher) ... February 13, 2023
 Savannah Adams February 27, 2023
 Aubrey Evans March 13, 2023
 Grace Jewell (Pitcher) April 3, 2023
 Shannon Doherty April 17, 2023
 Sarah Willis (Pitcher) April 17, 2023
 Sarah Willis (Pitcher) May 1, 2023
 Micaela Macario February 28, 2022
 Jada Cody March 7, 2022
 Jada Cody March 21, 2022
 Gianna Mancha (Pitcher) March 21, 2022
 Gianna Mancha (Pitcher) March 28, 2022
 Alea White (Pitcher) May 10, 2021
 Jada Cody April 26, 2021
 Alea White (Pitcher) April 12, 2021
 Gianna Mancha (Pitcher) March 15, 2021
 Gianna Mancha (Pitcher) March 8, 2021
 Alea White (Pitcher) February 22, 2021
 Jazmine Esparza February 22, 2021
 Jada Cody February 24, 2020
 Justene Molina February 10, 2020
 Alea White (Pitcher) February 10, 2020
 Alea White (Pitcher) May 6, 2019
 Alea White (Pitcher) March 25, 2019
 Alea White (Pitcher) March 11, 2019
 Alea White (Pitcher) February 25, 2019
 Alea White (Pitcher) March 26, 2018
 Alea White (Pitcher) March 13, 2018
 Alea White (Pitcher) March 5, 2018
 Courtney Rotton Feb. 27, 2017
 Linnea Goodman April 10, 2017
 Cassidy Brewer May 8, 2017
 Alea White (Pitcher) May 8, 2017
 Courtney Rotton Feb. 15, 2016
 Shelby Turnier (Pitcher) Feb. 15, 2016
 Shelby Turnier (Pitcher) March 7, 2016
 Jessica Ujvari March 7, 2016
 Shelby Turnier (Pitcher) April 4, 2016
 Courtney Rotton April 11, 2016
 Shelby Turnier (Pitcher) April 25, 2016

Shelby Turnier (Pitcher) May 9, 2016
 Mackenzie Audas (Pitcher) Feb. 9, 2015
 Shelby Turnier (Pitcher) Feb. 16, 2015
 Mackenzie Audas (Pitcher) Feb. 23, 2015
 Mackenzie Audas (Pitcher) March 2, 2015
 Marckenzie Audas (Pitcher) March 16, 2015
 Shelby Turnier (Pitcher) March 23, 2015
 Shelby Turnier (Pitcher) March 30, 2015
 Shelby Turnier (Pitcher) April 6, 2015
 Shelby Turnier (Pitcher) April 13, 2015
 Kahley Novak April 13, 2015
 Mackenzie Audas (Pitcher) April 20, 2015
 Jessica Ujvari April 20, 2015
 Mackenzie Audas (Pitcher) Feb. 10, 2014
 Shelby Turnier (Pitcher) March 10, 2014
 Kahley Novak March 24, 2014
 Shelby Turnier (Pitcher) March 24, 2014
 Mackenzie Audas (Pitcher) April 14, 2014
 Farrah Sullivan April 28, 2014
 Jessica Ujvari May 5, 2014

Conference USA

First Team All-Conference

Natalie Land 2010, 2011, 2012
 Mackenzie Audas 2011
 Ashleigh Cole 2010
 Tiffany Lane 2009, 2010
 Breanne Javier 2007, 2008
 Allison Kime 2007, 2008
 Kacie Feaster 2007

Second Team All-Conference

Farrah Sullivan 2012
 Vanessa Perez 2012
 Tiffany Lane 2011
 Hillary Barrow 2010
 Abby McClain 2010
 Breanne Javier 2009
 Abby McClain 2009

All-Freshman Team

Shelby Turnier 2013
 Taylor Wagner 2013
 Mackenzie Audas 2012
 Farrah Sullivan 2012
 Kahley Novak 2012
 Hayley Barrow 2012
 Marissa Menendez 2010
 Natalie Land 2009
 Vanessa Perez 2009
 Tiffany Lane 2008
 Abby McClain 2008
 Hillary Barrow 2007

All-Tournament Team

Hillary Barrow 2008, 2010
 Ashleigh Cole 2010
 Natalie Land 2010
 Abby McClain 2010
 Vanessa Perez 2010
 Marquita Council 2008
 Breanne Javier 2007, 2008
 Allison Kime 2007, 2008
 Tiffany Lane (MVP) 2008
 Cici Alvarez 2007

Pitcher of the Year

Mackenzie Audas 2012

Awards and Honors

<i>Freshman of the Year</i>	Lindsay Enders (MVP).....2005
Mackenzie Audas2012	Bryttani Lindheim2005
<i>Newcomer of the Year</i>	Jania Shinhoster2004, 2005
Ali Schmidt2012	Jennifer Whitley.....2004
<i>Scholar Athlete of the Year</i>	Lindsay Bush.....2003
Natalie Land2012	Kaycee Clark2003
<i>All-Academic Team</i>	Dottie Cupp.....2002, 2003
Mackenzie Audas2013	<i>Player of the Year</i>
Natalie Land2010, 2011, 2012	Stephanie Best2005
Abby McClain2009, 2010, 2011	Stephanie Best2004
Ashley Van Ryn2008	Stephanie Best2003
Cat Snapp2008	<i>Freshman of the Year</i>
Kacie Feaster2007	Amber Lamb2004
<i>Player of the Week</i>	<i>All-Academic Team</i>
Mackenzie Audas (Pitcher)April 8, 2013	Cici Alvarez.....2005
Mackenzie Audas (Pitcher)April 16, 2012	Nicole Balogh2005
Mackenzie Audas (Pitcher)April 9, 2012	Stephanie Best2002, 2003, 2004, 2005
Mackenzie Audas (Pitcher) ...March 19, 2012	Kacie Feaster2004, 2005
Ali Schmidt (Pitcher)Feb. 27, 2012	Shelly Frick.....2005
Tawny Swan..... May 2, 2011	Nikki Green2005
Ashleigh Cole (Pitcher)..... March 29, 2010	Crystle Krafft.....2005
Tiffany Lane..... May 4, 2009	Amber Lamb.....2005
Ashleigh Cole (Pitcher).....March 2, 2009	Bryttani Lindheim2004, 2005
Allison Kime (Pitcher)May 5, 2008	Jania Shinhoster2002, 2003, 2005
Allison Kime (Pitcher)April 21, 2008	Cat Snapp2005
Allison Kime (Pitcher) March 24, 2008	Ashley Van Ryn2005
Tiffany Lane.....March 17, 2008	Nicole Balogh2004
Allison Kime (Pitcher)Feb. 19, 2007	Lindsay Enders.....2004
Allison Kime (Pitcher) March 19, 2007	Dana Gilmore.....2004
Allison Kime (Pitcher)April 2, 2007	Jamie Hagin.....2004
Hillary Barrow.....April 2, 2007	Taylor Sawyer2003, 2004
Breanne Javier.....April 30, 2007	Kaycee Clark2003
Allison Kime (Pitcher) March 6, 2006	Jenna Wansa.....2003
Allison Kime (Pitcher) April 17, 2006	Danielle Cummings.....2002
<i>C-USA Spirit of Service Award</i>	Karen D'Alberto2002
Vanessa Perez.....2012	Sarah Miller2002
Abby McClain2010	Pysha Simmons.....2002
Breanne Javier.....2009	<i>Player of the Week</i>
Atlantic Sun	Crystal KraftFeb. 21, 2005
<i>First Team All-Conference</i>	Crystal Kraft March 21, 2005
Lindsay Enders.....2005	Lindsay Enders (Pitcher).....Feb. 7, 2005
Stephanie Best2003, 2004, 2005	Lindsay Enders (Pitcher).....April 8, 2005
Cici Alvarez.....2004	Lindsay Enders (Pitcher).....April 11, 2005
Jania Shinhoster2003, 2004	Stephanie BestFeb. 28, 2005
Dottie Cupp.....2002, 2003	Stephanie BestMarch 29, 2004
<i>Second Team All-Conference</i>	Stephanie BestMarch 15, 2004
Jania Shinhoster2005	Lindsay Enders (Pitcher)..... March 8, 2004
Lindsay Enders.....2004	Stephanie BestMarch 8, 2004
Stephanie Best2002	Dottie Cupp (Pitcher)..... March 31, 2003
<i>All-Freshman Team</i>	Stephanie BestMarch 31, 2003
Cat Snapp2005	Stephanie BestMarch 24, 2003
Cici Alvarez.....2004	Jania ShinhosterFeb. 10, 2003
Amber Lamb2004	Taylor Sawyer (Pitcher) Feb. 3, 2003
Stephanie Best2002	Stephanie BestFeb. 3, 2003
Danielle Cummings.....2002	Dottie Cupp (Pitcher).....May 6, 2002
Jania Shinhoster2002	Dottie Cupp (Pitcher)..... March 18, 2002
<i>All-Tournament Team</i>	Jania Shinhoster March 18, 2002
Stephanie Best2003, 2005	Jania Shinhoster Feb. 11, 2002

All-Time Roster

A
 Acevedo, Jasmine.....2013-16
Adams, Savannah..... 2022-pres.
 Aldridge, Lauren2012-13
 Almasy, Jordan2021
 Alvarez, Cici.....2004-07
 Applebe, Madison2023
 Audas, Mackenzie2012-15

B
 Baker, Ashley2005
 Balogh, Nicole2004-07
 Barlow, Brooke.....2018-2019
 Barraco, Hailey.....2012-13
 Barrow, Hayley2012-13
 Barrow, Hillary2007-10
 Begin, Damara.....2017-18
 Bejarano, Hayley2018-21
 Bejarano, Maddie.....2020-22
 Bell, Taylor2016
 Best, Stephanie.....2002-05
 Blair, Georgia.....2020-21
 Brewer, Cassidy2016-2019
 Brewer, Danielle2012-13
 Bullard, Morgan2007-10
Burge, Katie..... 2021-pres.
 Bush, Lindsay.....2002-03

C
 Calixto, Manami2016-17
 Cannon, Damaria2019-22
 Cangemi, Cassidy2020-22
 Cenal, Kalyn.....2013-16
 Charles, Sam2013-14
 Clark, Kaycee.....2003-04
Cochran, Katelyn..... 2023-pres.
Cody, Jada2020-pres.
 Cole, Ashleigh.....2007-10
 Colson, Heather2006
 Cooper, Lauren.....2002
 Council, Marquita.....2008
 Cummings, Danielle.....2002
 Cupp, Dottie.....2002-03

D
 Davis, Madisyn.....2020-21
 Dailey, Laura.....2006
 D'Alberto, Karen2002
 Dannelley, Lauren.....2013-13
 Dean, Lindsay2006-09
Delhoyo, Samantha2024
 DeMello, Kristina2009-10
DeVoe, Angelina 2021-pres.
 DiPuma, Shelli.....2023
 Dixon, Tenisha2009
Doherty, Shannon2020-pres.

E
 East, Kiana.....2019-2020
 Elliott, Olivia.....2023
 Emanuel, Erin.....2018-2019
 Enders, Lindsay2004-05
 Esparza, Jazmine.....2017-21
Evans, Aubrey 2023-pres.
Evans, Chloe..... 2023-pres.

F
 Fava, Kasey2020-21
 Feaster, Kacie2004-07
Felton, Kaitlyn 2022-pres.
 Foster, Kirsten2013-16
 Frick, Shelly.....2005-08
Frier, Carson 2022-pres.

G
 Garcia, Mariah.....2013-15
 Gasser, Brittanne2013-14
 Gillespie, Autumn2016-17
 Gilmore, Dana2004
 Glover, Tamesha2016-2019
 Goodman, Linnea2014-17
 Green, Nikki2002-05
 Greenwell, Megan2015-18
 Gresham, Lexi.....2006-09
Griffin, Ashleigh 2022-pres.

H
 Hagin, Jamie.....2004
Halajian, Sona2024
 Hartshorn, Alex.....2012-13
 Hess, Tepora2002
 Hipple, Brittany.....2008
 Holliday, Kazandra.....2010
 Huhn, Mackenzie.....2013-16
Humphreys, Sierra2024

J
 Javier, Breanne2006-09
 Jensen, Kaitlyn2018-21
 Jest, Allie2011-12
Jewell, Grace..... 2021-pres.
 Johnson, Aubrey.....2017-2020
 Julylia, Savannah.....2019
Justman, Ava.....2024

K
 Kalinen, Willow.....2015-17
 Kelley, Blaire2012-13
 Kime, Allison.....2006-08
Kittleman, Taylor.....2024
 Klarkowski, Kyra2017-21
 Kleibl, Karen2002
Kotelnick, Stormy ... 2024-pres.
 Krafft, Crystle.....2004-05
 Kurjack, Kristi.....2002

L
 Lamb, Amber.....2004-07
 Land, Natalie2009-12
 Lane, Tiffany.....2008-11
 Lange, Kendyl.....2018-2019
 Lee, Emmerson.....2021-2023
 Lewis, Nehanda.....2023
 Lindheim, Bryttani.....2004-05
 Little, Ali.....2017-18
 London, Takiya2019-21
 Lower, Tiffany2016-17

M
 Macario, Micaela2022-23
 Mancha, Gianna2020-22
 Manz, Lindsey.....2002
 Martin, Lauren2006
 McClain, Abby2008-11
 McCloskey, Samantha.....2013-16
 McIntyre, Kelly2004-05
 Menendez, Marissa.....2010-12
 Menough, Meghan2002
Miles, Macy 2023-pres.
 Miller, Sarah2002
 Misiti, Kaylee.....2018
 Molina, Justene2020-22
Morgan, Alexis2024
 Mulholland, AyJay2018-2019
 Murgatroyd, Alena2012
 Murphy, Megan.....2007-08

N
 Newton, Michelle2006
 Neyland, Lindsay2013
 Novak, Kahley2012-15
 Neswiacheny, Andrea.....2014-16
O
 Oakley, Lindy2002-03
 Ornelas, Karissa2019-21

P
 Palafox, Arielle2010
 Palulis, Lindsey.....2010
 Paul, Magon.....2006-09
 Perez, Vanessa.....2009-12

R
 Rainey, Molly2020
 Reid, Kendall2016
Rey, Samantha2024
 Rotton, Courtney2015-18
 Rojas, Diana.....2008-11
Rowe, Johneisha 2022-pres.

S
 Sawyer, Taylor2003-04
 Schappacher, Denali2018-22
 Schmidt, Ali2012
 Schmidt, Rachelle.....2002-04
 Schmitt, Ashley.....2010
 Scott, Brooke.....2012
 Schroeder, Maddy2012-15
Searcy, Kennedy..... 2021-pres.
 Shinhoster, Jania.....2002-05
 Simmons, Pysha2002-03
 Singleton, Kaleigh.....2013-14
 Snapp, Cat.....2005-08
 Solis, Brittany2014-17
 Soltis, Sam2010
 Sprague, Kaliela.....2006
 Springer, Lena2014
 Steckel, Kaitlyn.....2013-14
 Stephenson, Ashley2019
Strott, Kiley2024
 Sullivan, Farrah.....2012-15
 Swan, Tawny2011-12
 Szara, Montana2020

T
 Testa, Tera.....2019-20
 Todd, Kellie.....2011-12
 Tomasetti, Jennifer2005-07
 Tomberlin, Alicia.....2019
 Toney, Kamryn.....2017-18
 Turnier, Shelby2013-16
 Tyler, Mary Helen.....2009-10

U
 Ujvari, Jamie2014-16
 Ujvari, Jessica2014-16

V
 Van Ryn, Ashley2005-08
 Vasquez, Breanna.....2019-21
Vega, Isabella.....2024
 Villoldo, Cristina.....2003
 Volpe, Allyse.....2021-23

W
 Wagner, Taylor2013-16
 Walters, Brittany2006
 Wansa, Jenna2003
 Wislon, Juliana2020-22
 White, Alea.....2017-21
 Whitley, Jennifer.....2003-04
Williams, Jasmine 2023-pres.

Willis, Sarah..... 2023-pres.
 Wong, Averi.....2022-23
 Woodall, Kama.....2022

Y
 Younger, Heather2006

Bold - indicates current player

All-Time Numerical Roster

0
Samantha Charles 2013-14

1
Karen D'Alberto 2002
Amber Lamb 2004-07
Tiffany Lane 2008-11
Kahley Novak 2012-15
Tamesha Glover 2016-19
Maddie Bejarano 2020-22
Jasmine Williams... 2023-pres.

2
Jania Shinoster 2002-05
Lexi Gresham 2006-09
Ashley Schmitt 2010-11
Lauren Aldridge 2012-13
Brittany Solis 2014-17
Hayley Bejarano 2018-21
Nehanda Lewis 2023
Samantha Rey 2024

3
Stephanie Best 2002-05
Magon Paul 2006-09
Sam Soltis 2010
Lacey Dinney 2011
Hailey Barraco 2012-13
Andrea Neswiacheny 2014-16
Erin Emanuel 2018-2019
Molly Rainey 2020-21
Aubrey Evans 2023-pres.

4
Jenna Wansa 2003
Nicole Balogh 2004-07
Kazandra Holliday 2010
Lena Springer 2014
Takiya London 2019-21
Katelyn Cochran 2023-pres.

5
Hillary Barrow 2007-10
Tawny Swan 2011
Hayley Barrow 2012-13
Willow Kalinen 2015-17
Denali Schappacher 2018-22
Micaela Macario 2023

6
Kristi Kurjack 2002
Kacie Feaster 2004-07
Marissa Menendez 2010-12
Lindsay Neyland 2013-13
Megan Greenwell 2015-18
Tera Testa 2019-20
Angelina DeVoe 2022-pres.

7
Meghan Menough 2002
Bryttani Lindheim 2004-05
Laura Dailey 2006
Diana Rojas 2008
Mary Helen Tyler 2009-10
Vanessa Perez 2011-12
Shelby Turnier 2013-16
Jazmine Esparza 2017-21
Johneisha Rowe 2022-pres.

8
Pysha Simmons 2002-03
Cici Alvarez 2004-07
Morgan Bullard 2008-10
Maddy Schroeder 2012-15
Tiffany Lower 2016-17
Kendyl Lange 2018-2019
Gianna Mancha 2020-2022
Sierra Humphreys 2024

9
Lindy Oakley 2002-03
Ashley Baker 2005
Morgan Bullard 2007
Abby McClain 2008-11
Alena Murgatroyd 2012
Kalyn Cenal 2013-16
Cierra Word 2018
AyJay Mulholland 2018-2020
Emmerson Lee 2020-23

10
Kaycee Clark 2003-04
Allison Kime 2006-08
Diana Rojas 2009-11
Blaire Kelley 2012-15
Manami Calixto 2016-17
Juliana Wilson 2021-22
Taylor Kittleman 2024

11
Lauren Cooper 2002
Cristina Villoldo 2003
Shelly Frick 2006-08
Natalie Land 2009-12
Samantha McCloskey 2013-16
Ali Little 2017-2018
Madisyn Davis 2020-21
Macy Miles 2023-pres.

12
Rachelle Schmidt 2002-04
Kaliela Sprague 2006
Ali Schmidt 2012
Mackenzie Huhn 2013-16
Kamryn Toney 2017-2018
Breanna Vasquez 2019
Justene Molina 2020-22
Chloe Evans 2023-pres.

13
Jennifer Whitley 2004
Kelly McIntyre 2005
Brittany Walters 2006
Marquita Council 2007-08
Patrice Fee 2011
Lindsay Selmer 2012
Taylor Wagner 2013-16
Karissa Ornelas 2019-21

14
Lindsey Manz 2002
Ashley Van Ryn 2005-08
Vanessa Perez 2009-10
Kellie Todd 2011-12
Kirsten Foster 2013-16
Kasey Fava 2020-21

15
Taylor Sawyer 2003-04
Heather Colson 2006
Ashleigh Cole 2007
Tenisha Dixon 2009
Lindsey Palulis 2010-11
Lauren Dannelley 2013-13
Linnea Goodman 2014-17
Savannah Julylia 2019
Jordan Almasy 2020-21
Kama Woodall 2022
Shelli DiPuma 2023

16
Arielle Palafox 2010
Alex Hartshorn 2012-13
Jessica Ujvari 2014-16
Ashley Stephenson 2019
Kennedy Searcy 2021
Olivia Elliott 2023
Kiley Strott 2024

17
Lindsay Bush 2002-03
Laura Martin 2006
Farrah Sullivan 2012-15
Kendall Reid 2016
Brooke Barlow 2018-2019
Jada Cody 2020-pres.

18
Jamie Hagin 2004
Breanne Javier 2006-09
Jamie Ujvari 2014-16
Aubrey Johnson 2017-2020
Angelina DeVoe 2021
Kaitlyn Felton 2022-pres.

19
Kara Kleibl 2002
Jennifer Whitley 2003
Kelly McIntyre 2004
Cat Snapp 2005-08
Allie Jest 2011-12
Brittanne Gasser 2013-14
Damara Begin 2017-2018
Alicia Tomberlin 2019

20
Lindsay Enders 2004-05
Michelle Newton 2006
Jasmine Acevedo 2013-16
Kaylee Misiti 2018
Kiana East 2019-20
Katie Burge 2021-pres.

21
Tepora Hess 2002
Dana Gilmore 2004
Shelly Frick 2005
Kristina DeMello 2009-10
Lindsay Selmer 2010-11
Danielle Brewer 2012-13
Cassady Brewer 2016-2019
Breanna Vasquez 2020-21
Isabella Vega 2024

22
Dottie Cupp 2002-03
Crystle Krafft 2004-05
Megan Murphy 2007-08
Haley Douglas 2011
Kaitlyn Steckel 2013-15
Kyra Klarkowski 2017-21
Kennedy Searcy 2022-pres.

23
Danielle Cummings 2002
Lindsay Dean 2006-09
Mariah Garcia 2013-15
Montana Szara 2020
Allyse Volpe 2021-23

24
Sarah Miller 2002
Jennifer Tomasetti 2005-07
Ashleigh Cole 2008-10
Mackenzie Audas 2012-15
Autumn Gillespie 2016-17
Cassidy Cangemi 2020-22
Savannah Adams 2023-pres.

25
Nikki Green 2002-05
Brittany Hipple 2008
Mary Huff 2011
Tawny Swan 2011-12
Taylor Bell 2016
Georgia Blair 2020-21
Ava Justman 2024

26
Samantha Delhoyo 2024

27
Alea White 2017-21
Ashleigh Griffin 2022-pres.

28
Micaela Macario 2022
Madison Applebe 2023

29
Damaria Cannon 2018-22

33
Kaitlyn Jensen 2018-21
Averi Wong 2022-23

35
Carson Frier 2022-pres.

42
Savannah Adams 2022
Alexis Morgan 2024

44
Courtney Rotton 2015-2018
Stormy Kotzelnick 2024

46
Shannon Doherty 2020-pres.

55
Grace Jewell 2021-pres.

66
Sarah Willis 2023-pres.

98
Sona Halajian 2024

Bold - indicates current player



All-Time Extra Inning and Run-Rule Games

Extra Inning Games (71-47-3)

Date	Opponent	Innings	Result
5/5/23	at Memphis	9	W, 3-2
4/21/23	South Florida	8	W, 2-1
2/18/23	vs. Alabama	8	L, 5-6
2/18/23	vs. Duke	10	L, 3-4
5/21/22	Michigan	11	W, 3-2
5/13/22	vs. Houston	8	W, 4-2
5/7/22	at Wichita State	8	W, 3-1
4/16/22	at Houston	8	W, 4-1
4/4/22	Virginia Tech	11	W, 5-4
2/18/22	vs. Texas Tech	8	W, 7-3
2/10/22	Georgia	8	W, 7-6
5/1/21	at Ole Miss (G1)	10	L, 4-5
4/18/21	Wichita State	11	T, 0-0
4/9/21	at ECU (G1)	11	W, 4-3
4/2/21	at Tulsa (G2)	8	W, 6-1
3/26/21	Houston (G1)	8	W, 2-1
3/8/20	vs. Minnesota	9	T, 5-5
3/6/20	vs. Michigan	8	W, 3-2
2/14/20	Iowa State	9	W, 3-2
4/24/19	Florida International	8	L, 1-4
4/12/19	South Florida	13	L, 0-2
4/6/19	Wichita State	10	L, 3-6
3/1/19	Toledo	8	W, 2-1
2/23/19	Penn State	8	W, 3-2
4/20/18	at Wichita State (G1)	8	L, 8-9
2/19/18	Hofstra	8	W, 1-0
2/11/18	vs. North Carolina	8	L, 0-2
2/10/18	vs. Illinois	8	W, 3-2
4/15/17	South Florida	9	W, 5-4
3/3/17	Providence	8	W, 11-10
2/17/17	vs. Cal Poly	9	W, 2-1
2/12/17	Pitt	8	L, 3-6
5/21/16	vs. Florida Atlantic	8	W, 2-1
5/1/16	at South Florida	9	W, 5-3
3/15/16	Florida Atlantic	8	L, 0-2
3/8/16	Illinois State	10	W, 1-0
4/3/15	at Tulsa	16	W, 2-1
5/16/14	vs. Stetson	8	L, 4-6
2/28/14	Siuue	8	L, 2-3
4/20/13	Southern Miss (G1)	8	W, 3-2
4/17/13	at Bethune-Cookman	9	W, 5-4
4/7/13	UTEP	11	W, 4-2
3/23/13	Marshall (G2)	8	L, 4-5
3/1/13	Ole Miss	10	W, 4-3
2/22/13	Indiana	8	W, 3-2
2/15/13	Texas-Arlington	8	W, 1-0
2/9/13	at UNLV	8	L, 10-12
5/6/12	at Marshall	10	L, 0-1
4/15/12	at UAB	8	W, 1-0
2/22/12	at Florida State	9	L, 2-6
2/17/12	vs. Washington	10	L, 0-1
2/11/12	vs. Bethune-Cookman	8	W, 10-4
4/16/11	Marshall (G2)	8	W, 6-5
4/9/11	at ECU (G2)	8	W, 3-2
4/9/11	at ECU (G1)	11	W, 1-0
3/16/11	Liberty	8	W, 4-3
3/5/11	Monmouth	11	W, 11-10
2/26/11	Villanova	8	L, 1-4
5/8/10	at UTEP (G1)	8	W, 4-3
4/24/10	Tulsa (G2)	8	W, 4-3
4/24/10	Tulsa (G1)	9	L, 0-1
4/10/10	at Marshall (G2)	8	W, 8-4
4/2/10	ECU (G2)	8	L, 0-2
3/31/10	Florida	9	L, 3-4
3/27/10	at Southern Miss (G2)	9	W, 3-2

3/21/10	Houston	9	W, 1-0
3/7/10	Georgia Southern	8	W, 4-3
2/27/10	vs. Nebraska	8	W, 5-4
2/24/10	at North Florida	10	W, 5-3
4/5/09	Southern Miss	8	W, 5-4
3/19/09	Iowa	11	L, 1-2
3/17/09	Florida International	8	L, 6-8
3/7/09	at Tulsa (G1)	11	L, 6-7
2/18/09	at Jacksonville	8	W, 5-3
2/14/09	Tennessee	8	L, 0-1
5/18/08	at Florida (G1)	8	W, 1-0
4/2/08	at Marshall	8	W, 7-1
3/11/08	Penn State	10	L, 1-2
3/8/08	ECU (G1)	15	L, 2-6
2/27/08	Michigan	9	L, 1-3
2/24/08	Michigan	8	L, 1-6
2/14/08	vs. Long Beach State	10	W, 5-3
5/12/07	ECU	12	L, 0-1
5/5/07	at Memphis (G1)	11	L, 1-2
3/31/07	Marshall (G1)	9	W, 4-3
3/28/07	at Florida State (G1)	12	W, 1-0
3/4/07	vs. South Alabama	8	W, 3-2
2/17/07	vs. Colorado State	8	W, 1-0
5/6/06	ECU (G1)	11	L, 1-2
4/8/06	at UAB (G1)	8	L, 1-2
3/25/06	Houston (G2)	11	L, 2-3
3/7/06	St. John's	10	L, 2-7
2/18/06	vs. Ohio State	8	W, 2-1
5/13/05	vs. Florida Atlantic	9	W, 3-2
5/6/05	at Stetson (G2)	8	L, 5-6
3/12/05	Baylor	8	L, 0-1
3/5/05	Michigan State	8	T, 4-4
2/25/05	at FIU	8	L, 2-3
2/19/05	North Dakota State	8	L, 2-3
2/12/05	vs. Portland State	8	W, 6-5
5/5/04	at Florida Atlantic (G1)	11	L, 0-1
4/29/04	Stetson (G2)	8	W, 2-1
4/10/04	Florida State (G1)	9	L, 1-2
2/17/04	Hofstra (G2)	10	W, 5-4
2/7/04	vs. Indiana	8	W, 11-3
5/9/03	vs. Florida Atlantic	8	W, 3-2
4/9/03	at Florida State (G1)	9	L, 1-2
3/26/03	Samford (G1)	10	L, 2-3
3/25/03	vs. Wright State	9	W, 1-0
3/18/03	Columbia	9	W, 2-1
3/8/03	vs. Furman	8	W, 3-2
3/8/03	vs. Tennessee Tech	8	W, 3-2
2/14/03	vs. Fresno State	9	W, 3-2
1/25/03	Florida (G1)	8	L, 5-6
5/9/02	vs. Georgia State	9	L, 5-6
5/1/02	Stetson (G2)	8	L, 3-5
4/12/02	at Samford (G1)	9	W, 1-0
3/22/02	vs. Princeton	8	W, 6-3
3/11/02	at Liberty	8	W, 3-1
2/9/02	vs. Tennessee	8	W, 4-2
2/2/02	at Bethune-Cookman	8	L, 2-3

Run-Rule Games (124-43)

Date	Opponent	Innings	Result
5/13/23	vs. Tulsa	5	W, 9-1
5/7/23	at Memphis	5	W, 10-0
4/16/23	at Tulsa	5	W, 13-1
4/11/23	Florida International	5	W, 9-1
3/31/23	at ECU	6	W, 8-0
3/17/23	vs. Arizona State	6	W, 8-0
3/12/23	Kennesaw State	5	W, 8-0
3/12/23	North Dakota	5	W, 9-1
3/11/23	Toledo	6	W, 9-1

2/26/23	Louisville	5	L, 5-15
2/23/23	Gardner-Webb (G2)	5	W, 10-2
2/23/23	Gardner-Webb (G1)	6	W, 8-0
2/21/23	Louisiana	5	L, 0-8
5/27/22	at Oklahoma	5	L, 0-8
5/14/22	vs. South Florida	5	W, 11-0
5/1/22	Tulsa	6	W, 8-0
4/10/22	Memphis	6	W, 8-0
3/20/22	Furman	5	W, 9-0
3/19/22	Furman (G1)	6	W, 8-0
3/15/22	Ohio State	6	W, 11-3
3/13/22	at Long Beach State	6	W, 12-0
3/12/22	at Cal State Fullerton	6	W, 11-2
3/8/22	at Pacific	5	W, 8-0
3/6/22	FGCU	5	W, 10-2
3/5/22	FGCU	5	W, 11-2
2/26/22	James Madison	5	W, 11-0
2/23/22	at FIU	5	W, 11-0
2/20/22	vs. Florida State	5	L, 0-8
2/17/22	vs. Wisconsin	5	L, 1-9
2/12/22	Longwood	5	W, 9-1
5/8/21	South Florida (G2)	5	W, 9-1
5/1/21	at Ole Miss (G2)	5	L, 0-10
4/23/21	at Memphis (G1)	6	W, 10-2
3/20/21	at South Carolina (G1)	5	L, 1-9
3/17/21	at North Florida (G2)	6	W, 9-1
3/3/21	North Florida	6	W, 8-0
2/27/21	McNeese	5	W, 11-3
2/20/21	New Mexico State	5	W, 11-2
2/19/21	New Mexico State	5	W, 18-1
2/13/21	at FGCU (G2)	5	W, 8-0
2/13/21	at FGCU (G1)	6	W, 13-0
2/28/20	LIU	5	W, 9-1
2/22/20	vs. Tennessee	5	W, 9-1
2/21/20	vs. Tennessee	5	W, 10-1
2/16/20	Florida Atlantic	5	W, 10-0
2/15/20	Iowa State	6	W, 9-1
2/8/20	Clemson	5	W, 8-0
2/7/20	Indiana	5	W, 11-2
2/6/20	Indiana	6	W, 8-0
3/16/19	at Stetson (G1)	5	W, 9-1
3/8/19	vs. Seton Hall	5	W, 9-0
3/1/19	Dartmouth	5	W, 10-0
2/22/19	Pitt	5	W, 9-1
2/16/19	vs. Mississippi State	5	L, 3-11
4/22/18	at Wichita State	5	L, 0-10
4/7/18	at UConn (G2)	5	L, 3-11
3/27/18	Bethune-Cookman	5	W, 8-0
3/9/18	vs. St. Joseph's	5	W, 9-1
3/3/18	vs. Santa Clara	5	W, 9-1
3/2/18	vs. UCLA	5	L, 1-9
2/24/18	vs. Western Carolina	5	W, 8-0
2/16/18	vs. UNI	5	L, 0-11
4/30/17	UConn	6	W, 9-0
4/19/17	at Florida	6	L, 1-9
4/7/17	at Memphis	6	L, 2-10
4/1/17	at ECU	5	W, 12-3
3/31/17	at ECU	5	L, 0-9
3/17/17	Baylor	5	L, 5-16
3/14/17	Iowa State (G2)	6	W, 11-3
3/10/17	Ohio State	5	L, 0-8
3/10/17	Delaware State	6	W, 11-3
3/8/17	James Madison	6	L, 1-9
2/25/17	vs. Gardner-Webb	5	W, 9-1
2/10/17	Florida A&M	6	W, 10-2
5/22/16	vs. Florida	5	L, 0-8
5/7/16	ECU	6	W, 8-0
3/12/16	Indiana State	5	W, 10-2

All-Time Extra Inning and Run-Rule Games

3/10/16	FGCU	6	W, 8-0
3/9/16	Ball State	5	W, 8-0
3/5/16	South Dakota	5	W, 8-0
3/4/16	La Salle	5	W, 9-0
2/20/16	vs. Arizona	6	L, 4-19
4/17/15	at Memphis	5	W, 9-0
4/11/15	Houston	5	W, 13-0
3/13/15	Fairfield	5	W, 10-2
3/8/15	Michigan State	6	W, 8-0
2/7/15	George Mason	6	W, 10-1
4/5/14	Rutgers (G2)	6	W, 8-0
3/17/14	Marist	5	W, 11-0
3/5/14	Boston College	5	W, 9-1
4/6/13	UTEP (G1)	5	W, 8-0
3/22/13	Marshall	5	L, 2-10
3/6/13	Michigan	5	L, 2-11
2/17/13	Florida A&M	5	W, 9-1
2/8/13	vs. DePaul	6	L, 0-11
2/8/13	vs. Texas Tech	5	L, 4-12
4/7/12	at UTEP	6	W, 9-0
2/10/12	vs. Florida A&M	5	W, 9-1
4/23/11	at Memphis	5	L, 0-8
3/1/11	Michigan	6	L, 1-10
2/25/11	Michigan	6	L, 1-10
2/25/11	UMKC	6	L, 3-12
2/12/11	at UCLA	5	L, 2-10
4/10/10	at Marshall (G1)	5	W, 9-1
3/28/10	at Southern Miss	5	W, 8-0
3/5/10	Harvard	5	W, 9-0
2/13/10	vs. Georgia	5	L, 0-12
2/20/09	Illinois-Chicago	6	W, 9-1
2/7/09	vs. Western Michigan	5	L, 1-10
5/18/08	at Florida (G2)	5	L, 0-10
4/27/08	Stetson	5	W, 8-0
4/20/08	Memphis	5	W, 8-0
3/22/08	Tulsa	6	W, 8-0
3/19/08	Jacksonville	5	W, 9-1
2/23/08	George Mason	6	W, 10-1
2/9/08	Central Arkansas	5	W, 11-2
4/28/07	UTEP (G1)	6	W, 8-0
3/15/07	Bethune-Cookman (G1)	5	W, 18-2
3/15/07	Bethune-Cookman (G2)	6	W, 9-1
3/4/07	vs. Holy Cross	5	W, 9-0
2/24/07	Alabama State	5	W, 9-0
2/16/07	at UNLV	5	L, 0-8
2/9/07	Florida Atlantic	5	L, 0-10
3/12/06	vs. Washington	5	L, 0-8
5/20/05	vs. South Florida	5	L, 3-14
4/17/05	at Mercer (G2)	5	W, 15-4
4/10/05	at Gardner-Webb (G2)	6	W, 11-2
4/2/05	Belmont (G2)	5	W, 12-3
3/20/05	Georgia Tech	6	L, 0-8
3/18/05	Northern Illinois	6	W, 8-0
3/18/05	Charleston Southern	6	W, 9-1
3/15/05	Bradley (G1)	5	L, 3-11
3/11/05	vs. Long Island	6	W, 8-0
3/4/05	Eastern Kentucky	6	W, 9-1
2/18/05	North Dakota State	6	W, 9-1
2/18/05	Longwood	6	W, 9-0
2/5/05	vs. Gardner-Webb	5	W, 10-1
3/27/04	at Belmont (G2)	5	W, 18-7
3/27/04	at Belmont (G1)	5	W, 8-0
3/21/04	at Jacksonville (G2)	5	W, 10-2
3/3/04	St. John's	5	W, 9-1
3/2/04	vs. La Salle	6	W, 9-0
4/16/03	at South Florida (G1)	5	L, 0-9
4/5/03	at Belmont (G2)	5	W, 11-0
4/4/03	at Lipscomb (G1)	5	W, 13-2

3/29/03	at Georgia State	5	W, 9-1
3/19/03	Army	5	W, 18-2
3/15/03	at Campbell (G2)	6	W, 15-1
3/13/03	Bucknell	5	W, 11-0
3/5/03	vs. Detroit	5	W, 13-5
3/3/03	Gardner-Webb (G1)	6	W, 8-0
3/1/03	Charleston Southern	5	W, 10-0
2/28/03	Charleston Southern	5	W, 8-0
2/7/03	vs. Purdue	6	L, 2-10
2/2/03	Morris Brown	5	W, 24-0
2/1/03	Morris Brown	6	W, 21-0
4/27/02	at Morris Brown (G2)	5	W, 11-1
4/27/02	at Morris Brown (G1)	5	W, 11-1
4/20/02	at Belmont	5	W, 16-1
4/13/02	at Jacksonville St. (G2)	5	L, 0-8
3/23/02	vs. Florida State	6	L, 2-10
3/23/02	vs. Campbell	5	L, 2-10
3/17/02	vs. Wisconsin-Green Bay	5	W, 10-2
3/15/02	at Youngstown State	5	W, 13-0
3/10/02	at Manhattan College	5	W, 12-1
2/8/02	vs. Marshall	5	W, 9-1

Misc. Shortened Games (3-2)

Date	Opponent	Innings	Result
2/22/15	vs. Washington	5	W, 4-2
4/3/13	at Florida	6	L, 1-2
3/26/03	Samford (G2)	6	L, 1-5
3/26/02	vs. Marist	6	W, 4-2
3/14/02	at Butler	5	W, 7-0

Extra Inning Records by Year

2023	2-2
2022	7-0
2021	3-1-1
2020	2-0-1
2019	2-3
2018	2-2
2017	3-1
2016	3-1
2015	1-0
2014	0-2
2013	6-2
2012	2-3
2011	5-1
2010	8-3
2009	2-4
2008	3-4
2007	4-2
2006	1-4
2005	2-4-1
2004	3-2
2003	6-3
2002	4-3

Run-Rule Records by Year

2023	11-2
2022	14-3
2021	9-2
2020	8-0
2019	4-1
2018	4-4
2017	6-6
2016	6-2
2015	5-0
2014	3-0
2013	2-4
2012	2-0
2011	0-5
2010	3-1
2009	1-1
2008	6-1
2007	5-2
2006	0-1
2005	10-3
2004	5-0
2003	12-2
2002	7-3

Misc. Shortened Records by Year

2015	1-0
2013	0-1
2003	0-1
2002	2-0

Game Records

No-Hitters

Player	Opponent	Date
Pysna Simmons* W, 24-0	Morris Brown 5.0 IP, 0 H, 0 R, 0 ER, 0 BB, 7 K, 15 BF	2/2/03
Taylor Sawyer* W, 11-0	Bucknell 5.0 IP, 0 H, 0 R, 0 ER, 0 BB, 3 K, 15 BF	3/13/03
Dottie Cupp W, 11-0	Belmont 5.0 IP, 0 H, 0 R, 0 ER, 2 BB, 6 K, 18 BF	4/5/03
Lindsay Enders W, 7-0	Campbell 7.0 IP, 0 H, 0 R, 0 ER, 1 BB, 5 K, 23 BF	4/8/04
Allison Kime W, 3-0	Bethune-Cookman 7.0 IP, 0 H, 0 R, 0 ER, 0 BB, 4 K, 23 BF	2/15/06
Allison Kime W, 4-1	Boston College 7.0 IP, 0 H, 1 R, 1 ER, 0 BB, 7 K, 26 BF	3/7/06
Allison Kime W, 1-0	Stetson 7.0 IP, 0 H, 0 R, 0 ER, 2 BB, 7 K, 24 BF	4/4/07
Allison Kime W, 3-0	Florida Atlantic 7.0 IP, 0 H, 0 R, 0 ER, 0 BB, 10 K, 22 BF	3/25/08
Mackenzie Audas W, 4-0	Bethune-Cookman 7.0 IP, 0 H, 0 R, 0 ER, 2 BB, 11 K, 24 BF	5/1/12
Mackenzie Audas W, 8-0	UTEP 7.0 IP, 0 H, 0 R, 0 ER, 2 BB, 8 K, 17 BF	4/6/13
COMBINED, W, 7-2 Mackenzie Audas Mackenzie Huhn	Iona* 6.0 IP, 0 H, 0 R, 0 ER, 2 BB, 11 K, 20 BF 1.0 IP, 0 H, 2 R, 1 ER, 2 BB, 1 K, 6 BF	3/18/14
Shelby Turnier W, 1-0	Memphis 7.0 IP, 0 H, 0 R, 0 ER, 4 BB, 11 K, 26 BF	3/22/14
Mackenzie Audas W, 7-0	George Mason 7.0 IP, 0 H, 0 R, 0 ER, 0 BB, 10 K, 22 BF	2/6/15
Shelby Turnier W, 3-0	East Carolina 7.0 IP, 0 H, 0 R, 0 ER, 1 BB, 14 K, 22 BF	3/22/15
Shelby Turnier W, 2-1	UConn 7.0 IP, 0 H, 1 R, 0 ER, 1 BB, 12 K, 24 BF	3/28/15
Mackenzie Audas W, 13-0	Houston 5.0 IP, 0 H, 0 R, 0 ER, 2 BB, 7 K, 18 BF	4/11/15
Alea White W, 1-0	Coastal Carolina 7.0 IP, 0 H, 0 R, 0 ER, 2 BB, 12 K, 23 BF	2/22/19
Gianna Mancha W, 8-0	Memphis 6.0 IP, 0 H, 0 R, 0 ER, 1 BB, 13 K, 19 BF	4/23/21
Gianna Mancha W, 8-0	Furman 6.0 IP, 0 H, 0 R, 0 ER, 4 BB, 8 K, 22 BF	3/19/22
COMBINED, W, 8-0 Gianna Mancha Kama Woodall	Tulsa* 4.2 IP, 0 H, 0 R, 0 ER, 2 BB, 4 K, 17 BF 1.1 IP, 0 H, 0 R, 0 ER, 0 BB, 3 K, 4 BF	5/1/22
Grace Jewell W, 8-0	No. 22 Arizona State 6.0 IP, 0 H, 0 R, 0 ER, 4 BB, 4 K, 21 BF	3/17/23
Sarah Willis* W, 7-0	Houston 7.0 IP, 0 H, 0 R, 0 ER, 0 BB, 3 K, 21 BF	4/28/23

* - Perfect Game

^ - Combined no-hitter

All-Time Team Season Records

Most Games Played	77 (2005)
Most Conf. Games Played	24 (2006, '07, '13, '21)
Fewest Games Played	27 (2020 - COVID-19)
Fewest Conf. Games Played	0 (2020 - COVID-19)
Most Wins	50 (2015)
Most Conference Wins	16 (2004, '08, '10, '15, '21, '22)
Fewest Wins	19 (2006)
Fewest Conference Wins	4 (2006)
Most Losses	37 (2006)
Most Conference Losses	20 (2006)
Fewest Losses	5 (2020 - COVID-19)
Fewest Conference Losses	2 (2015, '22)
Best Winning Percentage	.847 (2015)
Best Conference Winning Pct.	
.889 (2015, '22)	
Longest Win Streak	21 (2002)
Longest Conference Win Streak	11 (2022)

Individual Batting

Category	No.	Player	Opponent	Date
At Bats	8	Kahley Novak/Farrah Sullivan	at Tulsa	4/3/15
Runs Scored	4	(8x) last Chloe Evans	at Tulsa	4/16/23
Hits	5	Linnea Goodman	at Memphis	4/9/17
RBI	11	Stephanie Best	Army	3/19/03
Doubles	3	(2x) last Aubrey Evans	Kennesaw State	3/11/23
Triples	2	(5x) last Chloe Evans	FIU	4/11/23
Home Runs	3	Stephanie Best	Army	3/19/03
Total Bases	12	Stephanie Best	Army	3/19/03
Walks	4	(3x) last Shannon Doherty	St. John's	02/09/20
Sac Hits	3	(3x) last Natalie Land	North Florida	2/24/10
Sac Flies	2	(6x) last Karissa Ornelas	Iowa State	2/15/20
Stolen Bases	5	Kahley Novak	SIUE	3/5/13
Hit by Pitch	3	Jessica Ujvari	at Tulsa	4/3/15
Hitting Streak	17	Chloe Evans	Multiple	4/2/23-5/12/23

Individual Fielding

Category	No.	Player	Opponent	Date
Chances	29	Breanne Javier	East Carolina	3/8/08
Putouts	22	Breanne Javier	East Carolina	3/8/08
Assists	8	(11x) last Jasmine Williams (2x)	vs. USF (4/12/23), at MEM (5/5/23)	

Individual Pitching

Category	No.	Player	Opponent	Date
Innings Pitched	16.0	Shelby Turnier	at Tulsa	4/3/15
Earned Runs	13	Lindsay Enders	USF	5/20/05
Strikeouts	18	Allison Kime	Florida State	3/28/07
Hits	17	Lindsay Enders	USF	5/20/05
Doubles	5	Kristina DeMello	Tennessee State	2/27/09
Triples	2	(7x) last Breanna Vasquez	Houston	4/28/19
Home Runs	3	(12x) last Alea White	ECU	5/13/21

Team Batting

Category	No.	Opponent	Date
At Bats	54	(2x) last at Tulsa	4/3/15
Runs Scored	24	Morris Brown	2/2/03
Hits	22	Morris Brown	2/2/03
RBI	22	Morris Brown	2/2/03
Doubles	6	(4x) last UNLV	2/9/13
Triples	3	(3x) last Loyola Chicago	3/4/09
Home Runs	5	(2x) last Missouri	2/14/23
Total Bases	38	Bethune-Cookman	3/15/07
Walks	12	(2x) last ECU	5/5/18
Sac Hits	6	(2x) last Marshall	4/1/07
Sac Flies	3	(5x) last ECU	4/2/23
Stolen Bases	10	Penn State	3/2/13
Hit by Pitch	6	at Tulsa	4/3/15

Team Fielding

Category	No.	Opponent	Date
Putouts	48	Tulsa	4/3/15
Assists	28	East Carolina	3/8/08
Double Plays	3	(6x) last USF	5/12/23

Team Pitching

Category	No.	Opponent	Date
Innings Pitched	16.0	at Tulsa	4/3/15
Hits Allowed	20	USF	5/20/05
Runs Allowed	19	Arizona	2/20/16
Earned Runs Allowed	16	Baylor	3/17/17
Strikeouts	18	Florida State	3/28/07
Walks	11	UTEP	5/8/10

Season Records - Team

Batting

Batting Average	
1. .301.....	2021
2. .295.....	2022
2. .295.....	2023
4. .292.....	2015
5. .288.....	2017

On-Base Percentage	
1. .397.....	2022
2. .372.....	2021
3. .364.....	2015
4. .363.....	2023
5. .358.....	2003

Slugging Percentage	
1. .459.....	2021
2. .452.....	2023
3. .439.....	2002
4. .437.....	2022
5. .424.....	2003

At-Bats	
1. 2019.....	2005
2. 1831.....	2008
3. 1784.....	2003
4. 1747.....	2002
5. 1673.....	2004

Runs Scored	
1. 360.....	2022
2. 331.....	2003
3. 322.....	2005
4. 315.....	2002
5. 301.....	2021

Total Hits	
1. 542.....	2005
2. 496.....	2003
3. 492.....	2021
4. 491.....	2002
5. 485.....	2022

Doubles	
1. 100.....	2003
2. 98.....	2002
3. 91.....	2005
4. 83.....	2004
5. 77.....	2019
77.....	2023

Triples	
1. 21.....	2023
2. 17.....	2012
3. 16.....	2009
4. 15.....	2005
15.....	2022

Home Runs	
1. 57.....	2021
2. 51.....	2005
3. 50.....	2002
4. 47.....	2003
5. 44.....	2023

Runs Batted In	
1. 322.....	2022
2. 304.....	2003
3. 288.....	2002
4. 284.....	2005
5. 270.....	2021

Total Bases	
1. 816.....	2005
2. 767.....	2002
3. 757.....	2003
4. 750.....	2021
5. 720.....	2023

Walks	
1. 244.....	2022
2. 233.....	2005
3. 223.....	2003
4. 191.....	2002
5. 176.....	2008

Hit-By-Pitch	
1. 42.....	2012
2. 40.....	2022
3. 36.....	2015
36.....	2016
5. 32.....	2014

Strikeouts	
1. 375.....	2005
2. 330.....	2010
3. 326.....	2002
4. 323.....	2007
5. 317.....	2004

Fewest Strikeouts	
1. 197.....	2021
2. 220.....	2015
3. 221.....	2017
4. 239.....	2023
5. 246.....	2009

Sacrifice Flies	
1. 20.....	2023
2. 17.....	2004
17.....	2003
4. 16.....	2015
5. 14.....	2008

Sacrifice Hits	
1. 93.....	2007
2. 83.....	2008
3. 79.....	2006
4. 76.....	2005
5. 62.....	2004

Stolen Bases	
1. 132.....	2014
2. 109.....	2013
3. 102.....	2012
4. 96.....	2015
5. 93.....	2002

Stolen Base Attempts	
1. 174.....	2014
2. 146.....	2013
3. 122.....	2012
4. 116.....	2015
5. 114.....	2005

Stolen Base Percentage (min. 50 attempts)	
1. 92.0 (92-for-100).....	2017
2. 88.4 (61-for-69).....	2008
3. 86.1 (93-for-108).....	2002
4. 85.4 (76-for-89).....	2011
5. 84.4 (92-for-109).....	2022

Pitching

Earned Run Average	
1. 0.93.....	2015
2. 1.29.....	2007
3. 1.58.....	2012
4. 1.66.....	2008
5. 1.80.....	2004
1.80.....	2014

Opponent Batting Average	
1. .149.....	2015
2. .183.....	2007
3. .204.....	2012
4. .205.....	2014
5. .208.....	2008
.208.....	2004

Complete Games	
1. 54.....	2005
2. 50.....	2003
50.....	2008
4. 48.....	2002
5. 47.....	2007

Shutouts	
1. 21.....	2007
21.....	2015
3. 18.....	2014
18.....	2022
5. 17.....	2008

Saves	
1. 6.....	2004
6.....	2013
6.....	2014
6.....	2015
6.....	2023
6. 5.....	2012
5.....	2016
5.....	2017
5.....	2021
5.....	2022

Innings Pitched	
1. 517.0.....	2005
2. 481.0.....	2008
3. 451.1.....	2003
4. 438.1.....	2007
5. 436.1.....	2004

Hits Allowed	
1. 476.....	2005
2. 389.....	2003
3. 387.....	2006
4. 381.....	2002
381.....	2017

Fewest Hits Allowed	
1. 209.....	2015
2. 285.....	2007
3. 304.....	2012
4. 306.....	2013
5. 312.....	2016
312.....	2019

Runs Allowed	
1. 240.....	2011
2. 235.....	2005
3. 214.....	2017
4. 209.....	2006
5. 201.....	2009

Fewest Runs Allowed	
1. 75.....	2015
2. 133.....	2019
3. 134.....	2012
134.....	2014
5. 140.....	2007

Earned Runs Allowed	
1. 180.....	2011
2. 179.....	2017
3. 177.....	2005
4. 164.....	2023
5. 160.....	2009

Fewest Earned Runs Allowed	
1. 54.....	2015
2. 81.....	2007
3. 91.....	2012
4. 102.....	2019
5. 108.....	2014

Walks Allowed	
1. 181.....	2016
2. 178.....	2023
3. 175.....	2022
4. 173.....	2013
5. 168.....	2014

Fewest Walks Allowed	
1. 112.....	2002
2. 114.....	2008
3. 116.....	2009
4. 119.....	2004
5. 131.....	2019

Strikeouts	
1. 544.....	2015
2. 482.....	2014
3. 469.....	2008
4. 388.....	2012
5. 380.....	2007

SO per Seven Innings	
1. 9.33.....	2015
2. 8.02.....	2014
3. 6.83.....	2008
4. 6.76.....	2012
5. 6.43.....	2013

Home Runs Allowed	
1. 35.....	2022
2. 34.....	2021
3. 32.....	2011
4. 30.....	2019
5. 28.....	2017
28.....	2005

Fewest Home Runs Allowed	
1. 12.....	2007
2. 13.....	2015
3. 18.....	2014
4. 20.....	2004
5. 21.....	2008
21.....	2006

Fielding

Putouts	
1. 1551.....	2005
2. 1443.....	2008
3. 1354.....	2003
4. 1315.....	2007
5. 1309.....	2004

Assists	
1. 672.....	2005
2. 653.....	2004

Season Records - Team

3. 640.....	2008
4. 611.....	2007
5. 592.....	2003

5.....	2012
5.....	2004

*Total Chances**

1. 2320.....	2005
2. 2155.....	2008
3. 2054.....	2004
4. 2024.....	2003
5. 2022.....	2007

Most Road Wins

1. 18.....	2021
2. 17.....	2002
3. 16.....	2008
4. 13.....	2022
13.....	2015

*data unavailable from 2012-16

Errors

1. 101.....	2002
2. 97.....	2005
3. 96.....	2007
4. 92.....	2004
5. 86.....	2006

Fewest Road Losses

1. 2.....	2015
2. 3.....	2010
3. 4.....	2022
4.....	2019
5. 5.....	2014

Fewest Errors

1. 32.....	2015
2. 40.....	2016
3. 55.....	2014
4. 56.....	2019
5. 57.....	2021

Most Neutral Wins

1. 21.....	2004
2. 16.....	2005
16.....	2002
4. 12.....	2018
5. 11.....	2003

Fielding Percentage

1. .979.....	2015
2. .975.....	2016
3. .967.....	2008
.967.....	2023
5. .966.....	2014
.966.....	2021
.966.....	2022

Fewest Neutral Losses

1. 1.....	2021
1.....	2017
3. 3.....	2015
3.....	2011
3.....	2009

Caught Stealing Pct. - Since 2012

1. 62.5 (20-for-32).....	2017
2. 56.3 (18-for-32).....	2018
3. 33.3 (17-for-51).....	2014
4. 28.9 (11-for-38).....	2019
5. 28.6 (10-for-35).....	2016

Longest Winning Streaks

1. 21 (Feb. 8-March 14).....	2002
2. 18 (March 4-27).....	2022
3. 15 (March 12-April 8).....	2004
15 (Feb. 26-March 12).....	2016
5. 14 (April 16-May 19).....	2023

Double Plays Turned

1. 32.....	2009
2. 27.....	2023
3. 24.....	2010
4. 22.....	2022
22.....	2007
22.....	2004

Miscellaneous

Most Wins

1. 50 (50-9).....	2015
2. 49 (49-20).....	2008
49 (49-14).....	2022
4. 47 (47-29).....	2005
5. 46 (46-19).....	2002

Fewest Losses

1. 9 (50-9).....	2015
2. 14 (49-14).....	2022
3. 18 (43-18).....	2014
4. 19 (46-19).....	2002
19 (39-19).....	2012
19 (41-19).....	2021

Most Home Wins

1. 30.....	2014
2. 29.....	2022
29.....	2015
4. 27.....	2012
5. 26.....	2016

Fewest Home Losses

1. 3.....	2002
2. 4.....	2015
3. 5.....	2018

Year-By-Year Statistical Leaders

Batting

At-Bats

2023	Chloe Evans	186
2022	Jada Cody	194
2021	Jada Cody	182
2020	Georgia Blair	86
2019	Tamesha Glover	152
2018	Aubrey Johnson	153
2017	Linnea Goodman	162
2016	Linnea Goodman	192
2015	Linnea Goodman	205
2014	Kahley Novak	196
2013	K. Novak, M. Schroeder	144
2012	Natalie Land	191
2011	Allie Jest	174
2010	Hillary Barrow	175
2009	Breanne Javier	180
2008	Breanne Javier	221
2007	Kacie Feaster	212
2006	Breanne Javier	171
2005	Jania Shinhoster	228
2004	Jania Shinhoster	186
2003	Jania Shinhoster	215
2002	Jania Shinhoster	219

Batting Average

2023	Chloe Evans	.355
2022	Jada Cody	.361
2021	Denali Schappacher	.353
2020	Shannon Doherty	.443
2019	Cassady Brewer	.341
2018	Denali Schappacher	.340
2017	Willow Kalinen	.370
2016	Jessica Ujvari	.302
2015	Linnea Goodman	.356
2014	Kahley Novak	.357
2013	Farrah Sullivan	.281
2012	Natalie Land	.346
2011	Natalie Land	.346
2010	Natalie Land	.304
2009	Tiffany Lane	.350
2008	Breanne Javier	.385
2007	Kacie Feaster	.330
2006	Cici Alvarez	.313
2005	Stephanie Best	.348
2004	Stephanie Best	.442
2003	Stephanie Best	.403
2002	Stephanie Best	.347

On-Base Percentage

2023	Aubrey Evans	.439
2022	Shannon Doherty	.459
2021	Jada Cody	.412
2020	Shannon Doherty	.507
2019	Cassady Brewer	.452
2018	Cassady Brewer	.491
2017	Cassady Brewer	.438
2016	Jessica Ujvari	.398
2015	Farrah Sullivan	.415
2014	Samantha McCloskey	.429
2013	Farrah Sullivan	.351
2012	Natalie Land	.413
2011	Natalie Land	.436
2010	Natalie Land	.386
2009	Tiffany Lane	.422
2008	Breanne Javier	.434
2007	Breanne Javier	.366
2006	Cici Alvarez	.409
2005	Stephanie Best	.498
2004	Stephanie Best	.565
2003	Stephanie Best	.481
2002	Stephanie Best	.571

Slugging Percentage

2023	Chloe Evans	.624
2022	Jada Cody	.701

2021	Jazmine Esparza	.602
2020	Georgia Blair	.570
2019	Cassady Brewer	.543
2018	Cassady Brewer	.523
2017	Cassady Brewer	.550
2016	Jessica Ujvari	.556
2015	Samantha McCloskey	.500
2014	Farrah Sullivan	.551
2013	Farrah Sullivan	.439
2012	Natalie Land	.560
2011	Natalie Land	.513
2010	Tiffany Lane	.453
2009	Abby McClain	.546
2008	Breanne Javier	.471
2007	Kacie Feaster	.500
2006	Kacie Feaster	.418
2005	Stephanie Best	.791
2004	Stephanie Best	.840
2003	Stephanie Best	.752
2002	Stephanie Best	.642

Runs

2023	Jada Cody	48
2022	Jada Cody	48
2021	Jada Cody	44
2020	Georgia Blair	20
2019	Tamesha Glover	30
2018	Denali Schappacher	30
2017	Linnea Goodman	30
2016	Linnea Goodman	30
2015	Kahley Novak	36
2014	Kahley Novak	46
2013	Kahley Novak	23
2012	Natalie Land	51
2011	Natalie Land	31
2010	N. Land, H. Barrow	32
2009	A. McClain, T. Lane	34
2008	Tiffany Lane	60
2007	Kacie Feaster	35
2006	Cici Alvarez	30
2005	Stephanie Best	60
2004	Stephanie Best	55
2003	Stephanie Best	57
2002	S. Best, J. Shinhoster	44

Hits

2023	Chloe Evans	66
2022	Jada Cody	70
2021	Jada Cody	59
2020	Shannon Doherty	27
2019	C. Brewer, D. Schappacher	47
2018	Denali Schappacher	50
2017	Linnea Goodman	57
2016	Linnea Goodman	55
2015	Linnea Goodman	73
2014	Kahley Novak	70
2013	Farrah Sullivan	39
2012	Natalie Land	66
2011	Natalie Land	54
2010	Natalie Land	49
2009	Abby McClain	58
2008	Breanne Javier	85
2007	Kacie Feaster	70
2006	Cici Alvarez	52
2005	S. Best, J. Shinhoster	70
2004	Stephanie Best	72
2003	Stephanie Best	83
2002	Jania Shinhoster	74

Doubles

2023	Aubrey Evans	18
2022	Jada Cody	15
2021	Jazmine Esparza	15
2020	J. Wilson, J. Esparza	6
2019	Cassady Brewer	16
2018	Cassady Brewer	9
2017	Linnea Goodman	15

2016	Jessica Ujvari	12
2015	Samantha McCloskey	9
2014	Farrah Sullivan	14
2013	Mariah Garcia	9
2012	Farrah Sullivan	13
2011	N. Land, M. Menendez	7
2010	Hillary Barrow	11
2009	A. McClain, H. Barrow	16
2008	Breanne Javier	12
2007	Amber Lamb	12
2006	K. Feaster, A. Lamb	8
2005	J. Shinhoster, C. Krafft	13
2004	Crystle Krafft	15
2003	Dottie Cupp	15
2002	Rachelle Schmidt	16

Triples

2023	Chloe Evans	8
2022	Denali Schappacher	4
2021	Kennedy Searcy	3
2020	Cody, Klarkowski, Molina, Fava, Schappacher	1
2019	Glover, Emanuel, Klarkowski	2
2018	Courtney Rotton	4
2017	Willow Kalinen	4
2016	L. Goodman, J. Acevedo	3
2015	Kahley Novak	4
2014	Kahley Novak	4
2013	N/A	0
2012	N. Land, T. Swan	5
2011	Natalie Land	5
2010	Tiffany Lane	6
2009	Tiffany Lane	8
2008	Tiffany Lane	7
2007	Kacie Feaster	3
2006	K. Feaster, L. Dean	1
2005	Jania Shinhoster	4
2004	Jania Shinhoster	3
2003	Stephanie Best	4
2002	J. Shinhoster, S. Best	4

Home Runs

2023	Shannon Doherty	9
2022	Jada Cody	15
2021	S. Doherty, G. Blair	11
2020	Georgia Blair	6
2019	C. Brewer, T. Glover	4
2018	Aubrey Johnson	7
2017	Cassady Brewer	5
2016	Jessica Ujvari	9
2015	Kalyn Cenal	11
2014	S. McCloskey, F. Sullivan	7
2013	Farrah Sullivan	6
2012	Natalie Land	8
2011	Abby McClain	8
2010	Hillary Barrow	6
2009	Abby McClain	5
2008	Lindsay Dean	4
2007	Kacie Feaster	7
2006	Kacie Feaster	5
2005	Stephanie Best	26
2004	Stephanie Best	16
2003	Stephanie Best	18
2002	Jania Shinhoster	12

Total Bases

2023	Chloe Evans	116
2022	Jada Cody	136
2021	Jazmine Esparza	100
2020	Georgia Blair	49
2019	Cassady Brewer	75
2018	Aubrey Johnson	71
2017	Cassady Brewer	83
2016	Jessica Ujvari	94
2015	Jessica Ujvari	84
2014	Farrah Sullivan	87
2013	Farrah Sullivan	61
2012	Natalie Land	107

Year-By-Year Statistical Leaders

2011.....	Natalie Land.....	80
2010.....	Hillary Barrow.....	75
2009.....	Abby McClain.....	95
2008.....	Breanne Javier.....	104
2007.....	Kacie Feaster.....	106
2006.....	Kacie Feaster.....	71
2005.....	Stephanie Best.....	159
2004.....	Stephanie Best.....	137
2003.....	Stephanie Best.....	155
2002.....	Jania Shinhoster.....	132

RBI

2023.....	Chloe Evans.....	49
2022.....	Jada Cody.....	75
2021.....	Jazmine Esparza.....	45
2020.....	J. Cody, K. Ornelas.....	18
2019.....	Jazmine Esparza.....	28
2018.....	Aubrey Johnson.....	27
2017.....	Cassady Brewer.....	35
2016.....	Jessica Ujvari.....	35
2015.....	Jessica Ujvari.....	38
2014.....	Farrah Sullivan.....	40
2013.....	F. Sullivan, K. Cenal.....	26
2012.....	Farrah Sullivan.....	35
2011.....	A. McClain, M. Menendez.....	23
2010.....	Hillary Barrow.....	43
2009.....	Breanne Javier.....	34
2008.....	Hillary Barrow.....	41
2007.....	Kacie Feaster.....	29
2006.....	Breanne Javier.....	23
2005.....	Stephanie Best.....	60
2004.....	Stephanie Best.....	48
2003.....	Stephanie Best.....	66
2002.....	Jania Shinhoster.....	43

Walks

2023.....	Jada Cody.....	29
2022.....	Kennedy Searcy.....	33
2021.....	Georgia Blair.....	28
2020.....	Denali Schappacher.....	13
2019.....	Cassady Brewer.....	28
2018.....	Cassady Brewer.....	37
2017.....	Cassady Brewer.....	24
2016.....	Cassady Brewer.....	32
2015.....	Farrah Sullivan.....	29
2014.....	Brittany Solis.....	27
2013.....	Mariah Garcia.....	20
2012.....	Alena Murgatroyd.....	24
2011.....	Abby McClain.....	24
2010.....	Abby McClain.....	24
2009.....	Mary Helen Tyler.....	21
2008.....	Tiffany Lane.....	32
2007.....	Cici Alvarez.....	21
2006.....	Cici Alvarez.....	27
2005.....	Stephanie Best.....	59
2004.....	Stephanie Best.....	42
2003.....	Nikki Green.....	35
2002.....	Lindsey Manz.....	30

Hit-By-Pitch

2023.....	Shannon Doherty.....	9
2022.....	Shannon Doherty.....	17
2021.....	J. Cody, S. Doherty.....	5
2020.....	Justine Molina.....	2
2019.....	Jazmine Esparza.....	5
2018.....	Courtney Rotton.....	6
2017.....	Courtney Rotton.....	5
2016.....	Courtney Rotton.....	11
2015.....	Jessica Ujvari.....	9
2014.....	Samantha McCloskey.....	7
2013.....	H. Barrow, K. Cenal.....	4
2012.....	Vanessa Perez.....	11
2011.....	Vanessa Perez.....	7
2010.....	Abby McClain.....	6
2009.....	Abby McClain.....	8
2008.....	Marquita Council.....	6
2007.....	Ashley Van Ryn.....	3

2006.....	Cat Snapp.....	4
2005.....	C. Snapp, J. Shinhoster.....	5
2004.....	Stephanie Best.....	4
2003.....	Nikki Green.....	5
2002.....	Stephanie Best.....	4

Sacrifice Flies

2023.....	Jasmine Williams.....	4
2022.....	Jada Cody.....	4
2021.....	K. Ornelas, K. Klarkowski.....	3
2020.....	Karissa Ornelas.....	3
2019.....	J. Esparza, K. Ornelas.....	2
2018.....	Brooke Barlow.....	2
2017.....	Brittany Solis.....	4
2016.....	Courtney Rotton.....	3
2015.....	Kalyn Cenal.....	4
2014.....	Farrah Sullivan.....	3
2013.....	Jasmine Acevedo.....	3
2012.....	V. Perez, F. Sullivan.....	3
2011.....	M. Menendez.....	5
2010.....	A. McClain, A. Palafox.....	2
2009.....	Lindsay Dean.....	4
2008.....	Hillary Barrow.....	5
2007.....	H. Barrow, C. Snapp.....	3
2006.....	Kacie Feaster.....	2
2005.....	Amber Lamb.....	4
2004.....	Jennifer Whitley.....	3
2003.....	Rachelle Schmidt.....	5
2002.....	Stephanie Best.....	3

Sacrifice Hits

2023.....	Carson Frier.....	5
2022.....	Justine Molina.....	4
2021.....	Justine Molina.....	6
2020.....	Denali Schappacher.....	4
2019.....	Kyra Klarkowski.....	5
2018.....	Denali Schappacher.....	7
2017.....	Brittany Solis.....	9
2016.....	Brittany Solis.....	16
2015.....	Kahley Novak.....	17
2014.....	Brittany Solis.....	10
2013.....	Mariah Garcia.....	9
2012.....	Kahley Novak.....	12
2011.....	Natalie Land.....	9
2010.....	Natalie Land.....	17
2009.....	Vanessa Perez.....	13
2008.....	Marquita Council.....	14
2007.....	Cici Alvarez.....	32
2006.....	Cici Alvarez.....	16
2005.....	Cici Alvarez.....	26
2004.....	Cici Alvarez.....	24
2003.....	Nikki Green.....	10
2002.....	Danielle Cummings.....	14

Strikeouts

2023.....	Kennedy Searcy.....	28
2022.....	Johneisha Rowe.....	38
2021.....	Georgia Blair.....	25
2020.....	Georgia Blair.....	17
2019.....	A. Johnson, J. Esparza.....	28
2018.....	Kaitlyn Jensen.....	32
2017.....	Megan Greenwell.....	34
2016.....	Samantha McCloskey.....	45
2015.....	Samantha McCloskey.....	31
2014.....	S. McCloskey, J. Ujvari.....	31
2013.....	Kalyn Cenal.....	33
2012.....	Alena Murgatroyd.....	38
2011.....	Tawny Swan.....	39
2010.....	Morgan Bullard.....	42
2009.....	Mary Helen Tyler.....	34
2008.....	A. McClain, T. Lane.....	32
2007.....	Kacie Feaster.....	39
2006.....	Kacie Feaster.....	59
2005.....	Jania Shinhoster.....	54
2004.....	Jania Shinhoster.....	42
2003.....	Jania Shinhoster.....	47
2002.....	Jania Shinhoster.....	48

Stolen Bases

2023.....	Kennedy Searcy.....	17
2022.....	Johneisha Rowe.....	23
2021.....	Kennedy Searcy.....	17
2020.....	D. Schappacher, J. Molina.....	8
2019.....	Denali Schappacher.....	15
2018.....	Megan Greenwell.....	17
2017.....	Megan Greenwell.....	29
2016.....	Linnea Goodman.....	14
2015.....	Kahley Novak.....	43
2014.....	Kahley Novak.....	34
2013.....	Kahley Novak.....	31
2012.....	Natalie Land.....	43
2011.....	Natalie Land.....	25
2010.....	Natalie Land.....	20
2009.....	Natalie Land.....	14
2008.....	Tiffany Lane.....	28
2007.....	Kacie Feaster.....	39
2006.....	Cici Alvarez.....	22
2005.....	J. Shinhoster, C. Alvarez.....	25
2004.....	Cici Alvarez.....	17
2003.....	J. Shinhoster, S. Best.....	14
2002.....	Jania Shinhoster.....	19

Pitching

Innings Pitched

2023.....	Sarah Willis.....	152.1
2022.....	Gianna Mancha.....	185.0
2021.....	Alea White.....	202.1
2020.....	Alea White.....	79.1
2019.....	Alea White.....	221.1
2018.....	Alea White.....	266.2
2017.....	Alea White.....	199.2
2016.....	Shelby Turnier.....	241.2
2015.....	Shelby Turnier.....	208.1
2014.....	Mackenzie Audas.....	203.2
2013.....	Mackenzie Audas.....	205.1
2012.....	Mackenzie Audas.....	229.2
2011.....	Diana Rojas.....	163.7
2010.....	Ashleigh Cole.....	261.0
2009.....	Ashleigh Cole.....	188.0
2008.....	Allison Kime.....	305.1
2007.....	Allison Kime.....	266.1
2006.....	Allison Kime.....	226.2
2005.....	Lindsay Enders.....	294.2
2004.....	Lindsay Enders.....	189.1
2003.....	Dottie Cupp.....	218.2
2002.....	Dottie Cupp.....	213.2

Wins

2023.....	Sarah Willis.....	19
2022.....	Gianna Mancha.....	23
2021.....	Alea White.....	22
2020.....	Alea White.....	11
2019.....	Alea White.....	23
2018.....	Alea White.....	25
2017.....	Alea White.....	18
2016.....	Shelby Turnier.....	20
2015.....	Shelby Turnier.....	25
2014.....	Shelby Turnier.....	20
2013.....	M. Audas, S. Turnier.....	14
2012.....	Mackenzie Audas.....	21
2011.....	Lacey Dinney.....	11
2010.....	Ashleigh Cole.....	24
2009.....	Ashleigh Cole.....	17
2008.....	Allison Kime.....	34
2007.....	Allison Kime.....	24
2006.....	Allison Kime.....	13
2005.....	Lindsay Enders.....	26
2004.....	Lindsay Enders.....	20
2003.....	Dottie Cupp.....	18
2002.....	Dottie Cupp.....	26

ERA (min. 75 IP)

2023.....	Sarah Willis.....	1.65
2022.....	Gianna Mancha.....	1.82

Year-By-Year Statistical Leaders

2021.....	Alea White.....	1.73
2020.....	Alea White.....	1.85
2019.....	Alea White.....	1.61
2018.....	Alea White.....	2.34
2017.....	Alea White.....	3.44
2016.....	Jamie Ujvari.....	1.42
2015.....	Shelby Turnier.....	0.87
2014.....	Shelby Turnier.....	1.43
2013.....	Shelby Turnier.....	2.33
2012.....	Mackenzie Audas.....	1.28
2011.....	Diana Rojas.....	2.99
2010.....	Ashleigh Cole.....	1.66
2009.....	Ashleigh Cole.....	2.42
2008.....	Allison Kime.....	1.17
2007.....	Allison Kime.....	0.87
2006.....	Allison Kime.....	1.64
2005.....	Lindsay Enders.....	1.83
2004.....	Lindsay Enders.....	1.59
2003.....	Dottie Cupp.....	1.92
2002.....	Dottie Cupp.....	1.12

Strikeouts

2023.....	Sarah Willis.....	124
2022.....	Gianna Mancha.....	187
2021.....	Alea White.....	156
2020.....	Alea White.....	91
2019.....	Alea White.....	174
2018.....	Alea White.....	175
2017.....	Alea White.....	92
2016.....	Shelby Turnier.....	251
2015.....	Shelby Turnier.....	268
2014.....	Mackenzie Audas.....	215
2013.....	Mackenzie Audas.....	224
2012.....	Mackenzie Audas.....	279
2011.....	Lacey Dinney.....	87
2010.....	Ashleigh Cole.....	170
2009.....	Ashleigh Cole.....	106
2008.....	Allison Kime.....	359
2007.....	Allison Kime.....	266
2006.....	Allison Kime.....	222
2005.....	Lindsay Enders.....	193
2004.....	Lindsay Enders.....	127
2003.....	Dottie Cupp.....	190
2002.....	Dottie Cupp.....	213

Complete Games

2023.....	Sarah Willis.....	10
2022.....	Gianna Mancha.....	15
2021.....	Alea White.....	19
2020.....	Alea White.....	8
2019.....	Alea White.....	26
2018.....	Alea White.....	28
2017.....	Alea White.....	22
2016.....	Shelby Turnier.....	19
2015.....	Shelby Turnier.....	21
2014.....	Mackenzie Audas.....	19
2013.....	Mackenzie Audas.....	19
2012.....	Mackenzie Audas.....	29
2011.....	Diana Rojas.....	15
2010.....	Ashleigh Cole.....	32
2009.....	Ashleigh Cole.....	15
2008.....	Allison Kime.....	36
2007.....	Allison Kime.....	34
2006.....	Allison Kime.....	26
2005.....	Lindsay Enders.....	36
2004.....	Lindsay Enders.....	24
2003.....	Dottie Cupp.....	24
2002.....	Dottie Cupp.....	25

Shutouts

2023.....	S. Willis, G. Jewell.....	5
2022.....	Gianna Mancha.....	8
2021.....	Alea White.....	8
2020.....	Alea White.....	3
2019.....	Alea White.....	5
2018.....	Alea White.....	7
2017.....	Alea White.....	3

2016.....	Shelby Turnier.....	5
2015.....	Shelby Turnier.....	10
2014.....	Shelby Turnier.....	7
2013.....	Mackenzie Audas.....	5
2012.....	Mackenzie Audas.....	10
2011.....	Diana Rojas.....	2
2010.....	Ashleigh Cole.....	5
2009.....	Ashleigh Cole.....	3
2008.....	Allison Kime.....	14
2007.....	Allison Kime.....	15
2006.....	Allison Kime.....	5
2005.....	Lindsay Enders.....	8
2004.....	Lindsay Enders.....	7
2003.....	Dottie Cupp.....	7
2002.....	Dottie Cupp.....	13

Lowest Batting Average-Against (min. 75 IP) (since 2012)

2023.....	Grace Jewell.....	180
2022.....	Gianna Mancha.....	170
2021.....	Gianna Mancha.....	197
2020.....	Alea White.....	177
2019.....	Alea White.....	214
2018.....	Alea White.....	252
2017.....	Alea White.....	282
2016.....	Shelby Turnier.....	201
2015.....	Mackenzie Audas.....	141
2014.....	Shelby Turnier.....	186
2013.....	Mackenzie Audas.....	214
2012.....	Mackenzie Audas.....	172

Saves

2023.....	Grace Jewell.....	3
2022.....	Kama Woodall.....	3
2021.....	Gianna Mancha.....	4
2020.....	Gianna Mancha.....	2
2019.....	B. Vasquez, A. White.....	1
2018.....	Alea White.....	4
2017.....	M. Calixto, A. White.....	2
2016.....	Jamie Ujvari.....	5
2015.....	Shelby Turnier.....	4
2014.....	Jamie Ujvari.....	3
2013.....	Mackenzie Audas.....	4
2012.....	Ali Schmidt.....	3
2011.....	Diana Rojas.....	2
2010.....	K. DeMello, D. Rojas.....	1
2009.....	Ashleigh Cole.....	1
2008.....	N/A.....	0
2007.....	Allison Kime.....	2
2006.....	N/A.....	0
2005.....	Lindsay Enders.....	2
2004.....	Gilmore, McIntyre, Sawyer.....	2
2003.....	Dottie Cupp.....	2
2002.....	Lindy Oakley.....	1

Fewest Hits Allowed (min. 75 IP)

2023.....	Grace Jewell.....	80
2022.....	Gianna Mancha.....	112
2021.....	Gianna Mancha.....	108
2020.....	Alea White.....	51
2019.....	Breanna Vasquez.....	114
2018.....	Alea White.....	253
2017.....	Alea White.....	217
2016.....	Jamie Ujvari.....	68
2015.....	Mackenzie Audas.....	89
2014.....	Shelby Turnier.....	105
2013.....	Shelby Turnier.....	116
2012.....	Ali Schmidt.....	120
2011.....	Lacey Dinney.....	109
2010.....	Kristina DeMello.....	97
2009.....	Kristina DeMello.....	104
2008.....	Ashleigh Cole.....	133
2007.....	Ashleigh Cole.....	75
2006.....	Ashley Baker.....	96
2005.....	Kelly McIntyre.....	102
2004.....	Taylor Sawyer.....	94
2003.....	Taylor Sawyer.....	174

2002.....	Dottie Cupp.....	133
-----------	------------------	-----

Fewest Runs Allowed (min. 75 IP)

2023.....	Sarah Willis.....	43
2022.....	Kama Woodall.....	52
2021.....	Gianna Mancha.....	58
2020.....	Alea White.....	23
2019.....	Breanna Vasquez.....	51
2018.....	Alea White.....	111
2017.....	Alea White.....	116
2016.....	Jamie Ujvari.....	26
2015.....	Shelby Turnier.....	30
2014.....	Shelby Turnier.....	37
2013.....	Shelby Turnier.....	67
2012.....	Ali Schmidt.....	55
2011.....	Lacey Dinney.....	76
2010.....	Kristina DeMello.....	52
2009.....	Kristina DeMello.....	57
2008.....	Ashleigh Cole.....	61
2007.....	Allison Kime.....	53
2006.....	Ashley Baker.....	52
2005.....	Kelly McIntyre.....	47
2004.....	Taylor Sawyer.....	39
2003.....	Taylor Sawyer.....	75
2002.....	Dottie Cupp.....	43

Fewest Earned Runs Allowed (min. 75 IP)

2023.....	Sarah Willis.....	36
2022.....	Kama Woodall.....	39
2021.....	Alea White.....	50
2020.....	Alea White.....	21
2019.....	Breanna Vasquez.....	35
2018.....	Alea White.....	89
2017.....	Alea White.....	98
2016.....	Jamie Ujvari.....	19
2015.....	Mackenzie Audas.....	25
2014.....	Shelby Turnier.....	32
2013.....	Shelby Turnier.....	45
2012.....	Ali Schmidt.....	33
2011.....	Lacey Dinney.....	60
2010.....	Kristina DeMello.....	35
2009.....	Kristina DeMello.....	43
2008.....	Ashleigh Cole.....	46
2007.....	Ashleigh Cole.....	29
2006.....	Ashley Baker.....	42
2005.....	Kelly McIntyre.....	38
2004.....	Kelly McIntyre.....	25
2003.....	Taylor Sawyer.....	53
2002.....	Dottie Cupp.....	34

Fewest Walks Allowed (min. 75 IP)

2023.....	Kaitlyn Felton.....	43
2022.....	Kama Woodall.....	52
2021.....	Alea White.....	56
2020.....	Alea White.....	31
2019.....	Breanna Vasquez.....	51
2018.....	Alea White.....	92
2017.....	Alea White.....	79
2016.....	Jamie Ujvari.....	33
2015.....	Shelby Turnier.....	51
2014.....	Shelby Turnier.....	64
2013.....	Shelby Turnier.....	56
2012.....	Ali Schmidt.....	55
2011.....	Diana Rojas.....	54
2010.....	Kristina DeMello.....	37
2009.....	Ashleigh Cole.....	43
2008.....	Ashleigh Cole.....	26
2007.....	Ashleigh Cole.....	41
2006.....	Ashley Baker.....	33
2005.....	Kelly McIntyre.....	17
2004.....	Kelly McIntyre.....	11
2003.....	Taylor Sawyer.....	50
2002.....	Dottie Cupp.....	32

Season Records - Individual

Batting

Batting Average (min. 100 ab)

- Stephanie Best (2004)..... .442
- Stephanie Best (2003)..... .403
- Breanne Javier (2008)..... .385
- Chloe Kalinen (2017)..... .370
- Jada Cody (2022)..... .361
- Kahley Novak (2014)..... .357
- Linnea Goodman (2015)..... .356
- Chloe Evans (2023)..... .355
- Denali Schappacher (2021)..... .353
- Linnea Goodman (2017)..... .352
- Cassady Brewer (2017)..... .351

On-Base Percentage (min. 100 ab)

- Stephanie Best (2004)..... .562
- Stephanie Best (2005)..... .496
- Cassady Brewer (2018)..... .491
- Stephanie Best (2003)..... .479
- Shannon Doherty (2022)..... .459
- Cassady Brewer (2019)..... .452
- Aubrey Evans (2023)..... .439
- Jada Cody (2022)..... .439
- Cassady Brewer (2017)..... .438
- Natalie Land (2011)..... .436
- Kennedy Searcy (2022)..... .435

Slugging Percentage (min. 100 ab)

- Stephanie Best (2004)..... .840
- Stephanie Best (2005)..... .791
- Stephanie Best (2003)..... .752
- Jada Cody (2022)..... .701
- Stephanie Best (2002)..... .642
- Chloe Evans (2023)..... .624
- Jania Shinhoster (2002)..... .603
- Jasmine Esparza (2021)..... .602
- Jania Shinhoster (2004)..... .586
- Shannon Doherty (2021)..... .562
- Natalie Land (2012)..... .560

Stolen Base Percentage (min. 22 att.)

- Megan Greenwell (2017)..... .967
- Cici Alvarez (2006)..... .957
- Natalie Land (2012)..... .915
- Kahley Novak (2015)..... .878
- Tiffany Lane (2008)..... .875
- Lauren Aldridge (2013)..... .864
- Cici Alvarez (2005)..... .862
- Johneisha Rowe (2022)..... .852
- Kahley Novak (2014)..... .850
- Natalie Land (2010)..... .833
- Jania Shinhoster (2005)..... .833

Games Played

- Stephanie Best (2005)..... 77
- Cat Snapp (2005)..... 77
- Cici Alvarez (2005)..... 77
- Jania Shinhoster (2005)..... 76
- Crystle Krafft (2005)..... 75
- Kacie Feaster (2005)..... 73
- Bryttani Lindheim (2005)..... 70
- Tiffany Lane (2008)..... 69
- Marquita Council (2008)..... 69
- Hillary Barrow (2008)..... 69
- Breanne Javier (2008)..... 69

Games Started

- Stephanie Best (2005)..... 77
- Cat Snapp (2005)..... 77
- Cici Alvarez (2005)..... 77
- Jania Shinhoster (2005)..... 75
- Crystle Krafft (2005)..... 74
- Kacie Feaster (2005)..... 72
- Tiffany Lane (2008)..... 69
- Marquita Council (2008)..... 69
- Hillary Barrow (2008)..... 69

Breanne Javier (2008).....69
Bryttani Lindheim (2005).....69

At Bats

- Jania Shinhoster (2005).....228
- Crystle Krafft (2005)..... 226
- Breanne Javier (2008).....221
- Cici Alvarez (2005)..... 219
- Jania Shinhoster (2002)..... 219
- Tiffany Lane (2008)..... 218
- Jania Shinhoster (2003).....215
- Kacie Feaster (2007).....212
- Stephanie Best (2003).....206
- Marquita Council (2008).....206

Runs

- Tiffany Lane (2008)..... 60
- Stephanie Best (2005)..... 60
- Stephanie Best (2003)..... 57
- Stephanie Best (2004)..... 55
- Natalie Land (2012)..... 51
- Jada Cody (2023)..... 48
- Jada Cody (2022)..... 48
- Kahley Novak (2014)..... 46
- Rachelle Schmidt (2003)..... 46
- Jania Shinhoster (2003)..... 45
- Jada Cody (2021)..... 44
- Jania Shinhoster (2002)..... 44
- Stephanie Best (2002)..... 44

Hits

- Breanne Javier (2008)..... 85
- Stephanie Best (2003)..... 83
- Jania Shinhoster (2002)..... 74
- Linnea Goodman (2015)..... 73
- Tiffany Lane (2008)..... 72
- Stephanie Best (2004)..... 72
- Jada Cody (2022)..... 70
- Kahley Novak (2014)..... 70
- Kacie Feaster (2007)..... 70
- Jania Shinhoster (2005)..... 70
- Stephanie Best (2005)..... 70

Doubles

- Aubrey Evans (2023)..... 18
- Chloe Evans (2023)..... 16
- Abby McClain (2009)..... 16
- Hillary Barrow (2009)..... 16
- Rachelle Schmidt (2002)..... 16
- Cassady Brewer (2019)..... 16
- Jada Cody (2022)..... 15
- Jasmine Esparza (2021)..... 15
- Linnea Goodman (2017)..... 15
- Crystle Krafft (2004)..... 15
- Dottie Cupp (2003)..... 15
- Farrah Sullivan (2014)..... 14
- Rachelle Schmidt (2003)..... 14
- Jania Shinhoster (2002)..... 14
- Lindsay Bush (2002)..... 14

Triples

- Chloe Evans (2023)..... 8
- Tiffany Lane (2009)..... 8
- Tiffany Lane (2008)..... 7
- Tiffany Lane (2010)..... 6
- Natalie Land (2011)..... 5
- Tawny Swan (2012)..... 5
- Natalie Land (2012)..... 5
- Jada Cody (2023)..... 4
- Denali Schappacher (2022)..... 4
- Courtney Rotton (2018)..... 4
- Willow Kalinen (2017)..... 4
- Kahley Novak (2015)..... 4
- Kahley Novak (2014)..... 4
- Jania Shinhoster (2005)..... 4
- Stephanie Best (2003)..... 4

Jania Shinhoster (2002)..... 4
Stephanie Best (2002)..... 4

Home Runs

- Stephanie Best (2005).....26
- Stephanie Best (2003).....18
- Stephanie Best (2004).....16
- Jada Cody (2022).....15
- Jania Shinhoster (2002).....12
- Georgia Blair (2021).....11
- Shannon Doherty (2021).....11
- Kalyn Cenal (2015).....11
- Crystle Krafft (2005).....11
- Stephanie Best (2002).....11
- Jania Shinhoster (2004).....10
- Lindsey Manz (2002).....10

RBI

- Jada Cody (2022).....75
- Stephanie Best (2003).....66
- Stephanie Best (2005).....60
- Chloe Evans (2023).....49
- Stephanie Best (2004).....48
- Jasmine Esparza (2021).....45
- Hillary Barrow (2010).....43
- Jania Shinhoster (2002).....43
- Crystle Krafft (2005).....42
- Jania Shinhoster (2004).....41
- Farrah Sullivan (2014).....40
- Breanne Javier (2008).....40
- Hillary Barrow (2008).....40

Total Bases

- Stephanie Best (2005)..... 159
- Stephanie Best (2003)..... 155
- Stephanie Best (2004)..... 137
- Jada Cody (2022)..... 136
- Jania Shinhoster (2002)..... 132
- Chloe Evans (2023)..... 116
- Crystle Krafft (2005)..... 113
- Stephanie Best (2002)..... 111
- Jania Shinhoster (2004)..... 109
- Natalie Land (2012)..... 107
- Kacie Feaster (2007)..... 106
- Jania Shinhoster (2005)..... 106

Walks

- Stephanie Best (2005)..... 59
- Stephanie Best (2004)..... 42
- Cassady Brewer (2018)..... 37
- Nikki Green (2003)..... 34
- Kennedy Searcy (2022)..... 33
- Shannon Doherty (2022)..... 32
- Cassady Brewer (2016)..... 32
- Tiffany Lane (2008)..... 32
- Stephanie Best (2003)..... 31
- Dottie Cupp (2003)..... 30
- Lindsey Manz (2002)..... 30

Hit by Pitch

- Shannon Doherty (2022)..... 17
- Courtney Rotton (2016)..... 11
- Vanessa Perez (2012)..... 11
- Shannon Doherty (2023)..... 9
- Jessica Ujvari (2016)..... 9
- Jessica Ujvari (2015)..... 9
- Abby McClain (2009)..... 8
- Samantha McCloskey (2014)..... 7
- Vanessa Perez (2011)..... 7
- Natalie Land (2009)..... 7
- Chloe Evans (2023)..... 6
- Kennedy Searcy (2022)..... 6
- Courtney Rotton (2018)..... 6
- Brittany Solis (2014)..... 6
- Abby McClain (2010)..... 6
- Marquita Council (2008)..... 6

Maddy Schroeder (2012)..... 6
Farrah Sullivan (2012)..... 6
Kellie Todd (2011)..... 6

Sacrifice Flies

- Marissa Menendez (2011)..... 5
- Hillary Barrow (2008)..... 5
- Rachelle Schmidt (2003)..... 5
- Jasmine Williams (2023)..... 4
- Jada Cody (2022)..... 4
- Brittany Solis (2017)..... 4
- Kalyn Cenal (2015)..... 4
- Lindsay Dean (2009)..... 4
- Amber Lamb (2004)..... 4
- Shannon Doherty (2023)..... 3
- Aubrey Evans (2023)..... 3
- Seventeen with..... 3

Sacrifice Hits

- Cici Alvarez (2007)..... 32
- Cici Alvarez (2005)..... 26
- Cici Alvarez (2004)..... 24
- Kahley Novak (2015)..... 17
- Natalie Land (2010)..... 17
- Brittany Solis (2016)..... 16
- Cici Alvarez (2006)..... 16
- Brittany Solis (2015)..... 15
- Marquita Council (2008)..... 14
- Danielle Cummings (2002)..... 14

Stolen Bases

- Natalie Land (2012)..... 43
- Kahley Novak (2015)..... 43
- Kahley Novak (2014)..... 34
- Kahley Novak (2013)..... 31
- Megan Greenwell (2017)..... 29
- Tiffany Lane (2008)..... 28
- Natalie Land (2011)..... 25
- Cici Alvarez (2005)..... 25
- Jania Shinhoster (2005)..... 25
- Johneisha Rowe (2022)..... 23

Steal Attempts

- Kahley Novak (2015)..... 49
- Natalie Land (2012)..... 47
- Kahley Novak (2014)..... 40
- Kahley Novak (2013)..... 38
- Tiffany Lane (2008)..... 32
- Natalie Land (2011)..... 31
- Megan Greenwell (2017)..... 30
- Jania Shinhoster (2005)..... 30
- Cici Alvarez (2005)..... 29
- Johneisha Rowe (2022)..... 27
- Maddy Schroeder (2013)..... 27

Fielding

Fielding Percentage (min. 25 chances)

- Maddie Bejarano (2022).....1.000
- Carson Frier (2022).....1.000
- Kyra Klarkowski (2021).....1.000
- Denali Schappacher (2021).....1.000
- Kennedy Searcy (2021).....1.000
- Alea White (2021).....1.000
- Allyse Volpe (2021).....1.000
- Alicia Tomberlin (2019).....1.000
- Brooke Barlow (2019).....1.000
- Karissa Ornelas (2019).....1.000
- Hayley Bejarano (2018).....1.000
- Megan Greenwell (2018).....1.000
- Alyssa Oakes (2018).....1.000
- Kyra Klarkowski (2017).....1.000
- Linnea Goodman (2016).....1.000
- Mackenzie Audas (2013).....1.000
- Lindsay Selmer (2012).....1.000

Season Records - Individual

Chances

1. Breanne Javier (2008)	582
2. Breanne Javier (2007).....	551
3. Nikki Green (2003).....	517
4. Shannon Doherty (2022) ..	478
Breanne Javier (2006)	478
5. Samantha McCloskey (2015)...	476
7. Shannon Doherty (2023) ...	465
8. Sarah Miller (2002).....	461
9. Breanne Javier (2009)	455
10. Nikki Green (2005).....	451
11. Samantha McCloskey (2014) ..	440

Putouts

1. Breanne Javier (2008)	555
2. Breanne Javier (2007).....	518
3. Nikki Green (2003).....	478
4. Shannon Doherty (2022)...	466
5. Samantha McCloskey (2015)...	454
6. Shannon Doherty (2023)	452
Breanne Javier (2006)	452
8. Sarah Miller (2002).....	428
9. Nikki Green (2005).....	418
10. Breanne Javier (2009)	417
11. Samantha McCloskey (2014)...	410

Assists

1. Hillary Barrow (2008).....	168
Cici Alvarez (2006).....	168
3. Cici Alvarez (2007).....	155
4. Stephanie Best (2004)....	153
5. Stephanie Best (2005)....	151
6. Tiffany Lane (2008).....	145
7. Crystle Krafft (2005).....	137
8. Amber Lamb (2007).....	135
9. Jasmine Williams (2023) ..	132
10. Stephanie Best (2002)....	130
11. Hillary Barrow (2010)....	128
Hillary Barrow (2007)....	128

Most Double Plays Turned

1. Breanne Javier (2009).....	26
2. Shannon Doherty (2023)....	23
3. Shannon Doherty (2022) ..	20
4. Jasmine Williams (2023) ..	19
5. Breanne Javier (2006)	18
6. Brittany Solis (2017).....	14
Natalie Land (2009).....	14
Marissa Menendez (2010) ..	14
9. Cassidy Brewer (2017)....	13
Marissa Menendez (2011) ..	13
Natalie Land (2010)....	13
Stephanie Best (2004)....	13

Most Caught Stealing By

1. Cassidy Brewer (2018).....	17
2. Abby McClain (2010).....	15
Lindsay Bush (2003).....	15
4. Cat Snapp (2005).....	14
5. Autumn Gillespie (2017) ..	13
Ashleigh Cole (2010)....	13
Jennifer Whitley (2004) ..	13
8. Lindsay Dean (2009).....	12
Lindsay Dean (2008)....	12
Lindsay Bush (2002)....	12

Most Runners Picked Off

1. Cassidy Brewer (2018).....	4
2. Cassidy Brewer (2019).....	3
Renne Gillispie (2016) ..	3
Lindsay Bush (2003).....	3
Jennifer Whitley (2004) ..	3
6. Cassidy Brewer (2016) ..	3
Lindsay Dean (2006)....	2
Abby McClain (2009)....	2
9. 14 times	1

Pitching

Earned Run Average (Min. 50 IP)

1. Shelby Turnier (2015).....	0.87
Allison Kime (2007).....	0.87
3. Mackenzie Audas (2015) ..	0.95
4. Dottie Cupp (2002).....	1.11
5. Allison Kime (2008).....	1.17
6. Mackenzie Audas (2012) ..	1.28
7. Jamie Ujvari (2016).....	1.42
8. Shelby Turnier (2014)....	1.43
9. Lindsay Enders (2004) ...	1.59
10. Alea White (2019).....	1.61

Opponent Batting Average (Min. 50 IP)

1. Mackenzie Audas (2015) ..	.141
2. Shelby Turnier (2015).....	.148
3. Allison Kime (2007).....	.159
4. Gianna Mancha (2022)....	.170
5. Mackenzie Audas (2012) ..	.172
6. Dottie Cupp (2002).....	.174
7. Alea White (2020).....	.177
8. Grace Jewell (2023).....	.180
9. Allison Kime (2008).....	.183
10. Sarah Willis (2023).....	.184
11. Shelby Turnier (2014)....	.186
12. Lindsay Enders (2004) ..	.192

Strikeouts per Seven Inn. (Min. 50 IP)

1. Mackenzie Audas (2015) ..	9.74
2. Shelby Turnier (2014)....	9.18
3. Shelby Turnier (2015)....	9.00
4. Mackenzie Audas (2012) ..	8.50
5. Allison Kime (2008).....	8.23
6. Mackenzie Audas (2013) ..	7.65
7. Mackenzie Audas (2014) ..	7.39
8. Shelby Turnier (2016)....	7.27
9. Gianna Mancha (2022) ...	7.08
10. Allison Kime (2007).....	6.99

Walks per Seven Inn. (Min. 25 IP)

1. Kelly McIntyre (2004)....	0.72
2. Dottie Cupp (2002).....	1.05
3. Kelly McIntyre (2005)....	1.13
4. Ashleigh Cole (2008).....	1.23
5. Magon Paul (2009).....	1.51
6. Ashleigh Cole (2009)....	1.60
7. Allison Kime (2008).....	1.63
8. Shelby Turnier (2015)....	1.71
9. Dottie Cupp (2003).....	1.79
10. Ashley Baker (2005)....	1.89

Wins

1. Allison Kime (2008).....	34
2. Lindsay Enders (2005)....	26
Dottie Cupp (2002)....	26
4. Shelby Turnier (2015)....	25
Alea White (2018).....	25
6. Mackenzie Audas (2015) ..	24
Allison Kime (2007)....	24
Ashleigh Cole (2010)....	24
9. Gianna Mancha (2022) ..	23
Alea White (2019).....	23
11. Alea White (2021).....	22

Losses

1. Shelby Turnier (2016)....	18
Allison Kime (2006)....	18
3. Mackenzie Audas (2013) ..	17
4. Alea White (2018).....	15
5. Diana Rojas (2011).....	14
Lindsay Enders (2005) ..	14
Ashleigh Cole (2010)....	14
Alea White (2017)....	14
Alea White (2019).....	14
10. Allison Kime (2007).....	13

Dottie Cupp (2003).....	13
-------------------------	----

Saves

1. Jamie Ujvari (2016).....	5
2. Gianna Mancha (2021)....	4
Alea White (2018).....	4
Shelby Turnier (2015) ..	4
Mackenzie Audas (2013) ..	4
6. Grace Jewell (2023).....	3
Kama Woodall (2022) ..	3
Jamie Ujvari (2014)....	3
Ali Schmidt (2012).....	3
10. Kaitlyn Felton (2023) ..	2
Fourteen with.....	2

Appearances

1. Lindsay Enders (2005)....	51
2. Allison Kime (2008).....	50
3. Alea White (2018).....	49
4. Shelby Turnier (2016)....	46
5. Allison Kime (2007)....	40
6. Gianna Mancha (2022)....	39
Alea White (2019).....	39
Mackenzie Audas (2014) ..	39
Mackenzie Audas (2013) ..	39
Ashleigh Cole (2010)....	39
Allison Kime (2006)....	39

Games Started

1. Allison Kime (2008).....	42
2. Lindsay Enders (2005)....	41
3. Alea White (2018).....	38
4. Shelby Turnier (2016)....	37
Ashleigh Cole (2010)....	37
6. Allison Kime (2007)....	34
7. Mackenzie Audas (2012) ..	33
8. Dottie Cupp (2003).....	32
9. Alea White (2019).....	31
Mackenzie Audas (2014) ..	31
Mackenzie Audas (2013) ..	31
Allison Kime (2006)....	31

Complete Games

1. Allison Kime (2008).....	36
Lindsay Enders (2005)....	36
3. Ashleigh Cole (2010)....	34
Allison Kime (2007)....	34
5. Mackenzie Audas (2012) ..	29
6. Alea White (2018).....	28
7. Allison Kime (2006)....	26
Alea White (2019).....	26
9. Dottie Cupp (2002)....	25
10. Lindsay Enders (2004) ..	24
Dottie Cupp (2003)....	24

Shutouts

1. Allison Kime (2007).....	15
2. Allison Kime (2008)....	14
3. Dottie Cupp (2002)....	13
4. Shelby Turnier (2015)....	10
Mackenzie Audas (2012) ..	10
6. Gianna Mancha (2022) ..	8
Alea White (2021).....	8
Mackenzie Audas (2015) ..	8
Lindsay Enders (2005) ..	8
10. Alea White (2018).....	7
Shelby Turnier (2014) ..	7
Lindsay Enders (2004) ..	7
Dottie Cupp (2003)....	7

Innings Pitched

1. Allison Kime (2008).....	305.1
2. Lindsay Enders (2005) ..	294.2
3. Alea White (2018).....	266.2
4. Allison Kime (2007).....	266.1
5. Ashleigh Cole (2010)....	261.0
6. Shelby Turnier (2016)....	241.2

7. Mackenzie Audas (2012) ..	229.2
8. Allison Kime (2006).....	226.2
9. Alea White (2019).....	221.1
10. Dottie Cupp (2003).....	218.2

Strikeouts

1. Allison Kime (2008).....	359
2. Mackenzie Audas (2012) ..	279
3. Shelby Turnier (2015)....	268
4. Allison Kime (2007).....	266
5. Mackenzie Audas (2015) ..	257
6. Shelby Turnier (2016)....	251
7. Mackenzie Audas (2013) ..	224
8. Allison Kime (2006)....	222
9. Mackenzie Audas (2014) ..	215
10. Dottie Cupp (2002)....	213

Walks

1. Shelby Turnier (2016)....	123
2. Lindsay Enders (2005)....	104
3. Mackenzie Audas (2013) ..	100
4. Alea White (2018).....	92
5. Allison Kime (2006)....	90
6. Mackenzie Audas (2014) ..	87
7. Mackenzie Audas (2012) ..	83
8. Mackenzie Audas (2015) ..	81
9. Gianna Mancha (2022) ..	80
Ashleigh Cole (2010)....	80

Hits Allowed

1. Alea White (2018).....	252
2. Lindsay Enders (2005)....	229
3. Alea White (2017).....	217
4. Ashleigh Cole (2010)....	199
Allison Kime (2008)....	199
6. Dottie Cupp (2003)....	181
7. Alea White (2019).....	178
8. Allison Kime (2006)....	177
9. Shelby Turnier (2016)....	174
10. Ashleigh Cole (2009)....	173

Runs Allowed

1. Alea White (2017).....	116
2. Alea White (2018).....	111
3. Lindsay Enders (2005)....	110
4. Diana Rojas (2011).....	102
5. Mackenzie Audas (2013) ..	93
6. Shelby Turnier (2016)....	92
7. Allison Kime (2006)....	86
8. Dottie Cupp (2003)....	85
9. Ashleigh Cole (2010)....	84
10. Pysha Simmons (2002)....	83

Earned Runs Allowed

1. Alea White (2017).....	98
2. Alea White (2018).....	89
3. Shelby Turnier (2016)....	83
4. Lindsay Enders (2005)....	77
5. Mackenzie Audas (2013) ..	74
6. Diana Rojas (2011).....	70
7. Ashleigh Cole (2009)....	65
8. Ashleigh Cole (2010)....	62
9. Pysha Simmons (2002)....	61
10. Lacey Dinney (2011)....	60

Career Records - Individual

Batting

Batting Average (Min. 250 ABs)

- Stephanie Best (2002-05) .384
- Denali Schappacher (2018-22) .329
- Jada Cody (2020-pres.) .328**
- Linnea Goodman (2014-17) .323
- Tiffany Lane (2008-11) .322
- Breanne Javier (2006-09) .322
- Natalie Land (2009-12) .316
- Jania Shinhoster (2002-05) .316
- Cassady Brewer (2016-19) .316
- Karissa Ornelas (2019-21) .314
- Kahley Novak (2012-15) .312
- Shannon Doherty (2020-pres.) .311**
- Jessica Ujvari (2014-16) .308

On-Base Percentage (Min. 250 ABs)

- Stephanie Best (2002-05) .487
- Cassady Brewer (2016-19) .437
- Shannon Doherty (2020-pres.) .425**
- Jada Cody (2020-pres.) .417**
- Tiffany Lane (2008-11) .403
- Jessica Ujvari (2014-16) .401
- Denali Schappacher (2018-22) .399
- Kennedy Searcy (2021-pres.) .398**
- Natalie Land (2009-12) .397
- Farrah Sullivan (2012-15) .392
- Jania Shinhoster (2002-05) .390
- Samantha McCloskey (2013-16) .385
- Karissa Ornelas (2019-21) .387
- Linnea Goodman (2014-17) .377

Slugging Percentage (Min. 250 ABs)

- Stephanie Best (2002-05) .756
- Jada Cody (2020-pres.) .576**
- Jessica Ujvari (2014-16) .523
- Jania Shinhoster (2002-05) .522
- Shannon Doherty (2020-pres.) .507**
- Cassady Brewer (2016-19) .479
- Dottie Cupp (2002-03) .477
- Farrah Sullivan (2012-15) .472
- Samantha McCloskey (2013-16) .463
- Jazmine Esparza (2017-21) .453
- Crystle Krafft (2004-05) .451
- Tiffany Lane (2008-11) .448

Stolen Base Percentage (Min. 30 Att.)

- Kyra Klarkowski (2017-21) .935
- Lauren Aldridge (2012-13) .900
- Natalie Land (2009-12) .879
- Johneisha Rowe (2022-pres.) .872**
- Megan Greenwell (2015-18) .857
- Maddy Schroeder (2012-15) .846
- Jania Shinhoster (2002-05) .841
- Kacie Feaster (2004-07) .837
- Kennedy Searcy (2020-pres.) .833**
- Cici Alvarez (2004-07) .832
- Denali Schappacher (2018-22) .821
- Kahley Novak (2012-15) .817
- Stephanie Best (2002-05) .810
- Tiffany Lane (2008-11) .806

Most Games Played

- Stephanie Best (2002-05) .272
- Jania Shinhoster (2002-05) 271
- Cici Alvarez (2004-07) .259
- Denali Schappacher (2018-22) .257
- Kacie Feaster (2004-07) .247
- Hillary Barrow (2007-10) .245
- Breanne Javier (2006-09) .243
- Kyra Klarkowski (2017-21) .237
- Jazmine Esparza (2017-21) .233
- Linnea Goodman (2014-17) .230

Most Games Started

- Jania Shinhoster (2002-05) .270
- Stephanie Best (2002-05) .269
- Cici Alvarez (2004-07) .254
- Hillary Barrow (2007-10) .245
- Breanne Javier (2006-09) .243
- Denali Schappacher (2018-22) .235
- Kacie Feaster (2004-07) .235
- Brittany Solis (2014-17) .232
- Linnea Goodman (2014-17) .228
- Kahley Novak (2012-15) .227

At Bats

- Jania Shinhoster (2002-05) .848
- Breanne Javier (2006-09) .761
- Linnea Goodman (2014-17) .745
- Stephanie Best (2002-05) .743
- Cici Alvarez (2004-07) .719
- Amber Lamb (2004-07) .701
- Hillary Barrow (2007-10) .696
- Kahley Novak (2012-15) .695
- Denali Schappacher (2018-22) .689
- Kacie Feaster (2004-07) .674

Runs

- Stephanie Best (2002-05) .216
- Jania Shinhoster (2002-05) .163
- Jada Cody (2020-pres.) .157**
- Tiffany Lane (2008-11) .145
- Denali Schappacher (2018-22) .139
- Natalie Land (2009-12) .134
- Cici Alvarez (2004-07) .132
- Kahley Novak (2012-15) .128
- Linnea Goodman (2014-17) .118
- Kennedy Searcy (2021-pres.) .102**
- Abby McClain (2008-11) .102

Hits

- Stephanie Best (2002-04) .285
- Jania Shinhoster (2002-04) .268
- Breanne Javier (2006-09) .245
- Linnea Goodman (2014-17) .241
- Denali Schappacher (2018-22) .227
- Kahley Novak (2012-15) .217
- Tiffany Lane (2008-11) .216
- Cici Alvarez (2004-07) .207
- Natalie Land (2009-12) .206
- Jada Cody (2020-pres.) .204**
- Amber Lamb (2004-07) .200

Doubles

- Jania Shinhoster (2002-05) .50
- Jazmine Esparza (2017-21) .43
- Jada Cody (2020-pres.) .42**
- Hillary Barrow (2007-10) .42
- Cassady Brewer (2016-19) .41
- Amber Lamb (2004-07) .40
- Farrah Sullivan (2012-15) .38
- Stephanie Best (2002-05) .38
- Rachelle Schmidt (2002-04) .37
- Breanne Javier (2006-09) .36
- Abby McClain (2008-11) .36
- Kacie Feaster (2004-07) .32
- Linnea Goodman (2004-07) .32

Triples

- Tiffany Lane (2008-11) .23
- Stephanie Best (2002-05) .13
- Jania Shinhoster (2002-05) .13
- Natalie Land (2009-12) .10
- Denali Schappacher (2018-22) .9
- Chloe Evans (2023-pres.) .8**
- Jada Cody (2020-pres.) .8**
- Kahley Novak (2012-15) .8
- Kennedy Searcy (2020-pres.) .7**

- Tawny Swan (2011-12) .7
- Courtney Rotton (2015-18) .6
- Linnea Goodman (2014-17) .6
- Kyra Klarkowski (2017-21) .5
- Kacie Feaster (2004-07) .5
- Marissa Menendez (2010-12) .5

Home Runs

- Stephanie Best (2002-05) .71
- Jania Shinhoster (2002-05) .33
- Jada Cody (2020-pres.) .32**
- Shannon Doherty (2020-pres.) .29**
- Samantha McCloskey (2013-16) .23
- Farrah Sullivan (2012-15) .23
- Jessica Ujvari (2014-16) .22
- Georgia Blair (2020-21) .17
- Abby McClain (2008-11) .17
- Jazmine Esparza (2017-21) .17
- Kalyn Cenal (2013-16) .16
- Cassady Brewer (2016-19) .16

RBI

- Stephanie Best (2002-05) .213
- Jada Cody (2020-pres.) .147**
- Jania Shinhoster (2002-05) .140
- Farrah Sullivan (2012-15) .136
- Jazmine Esparza (2017-21) .131
- Shannon Doherty (2020-pres.) .126**
- Breanne Javier (2006-09) .122
- Hillary Barrow (2007-10) .118
- Cassady Brewer (2016-19) .106
- Kalyn Cenal (2013-16) .105
- Jessica Ujvari (2014-16) .97
- Amber Lamb (2004-07) .91

Total Bases

- Stephanie Best (2002-05) .562
- Jania Shinhoster (2002-05) .443
- Jada Cody (2020-pres.) .358**
- Breanne Javier (2006-09) .305
- Tiffany Lane (2008-11) .300
- Farrah Sullivan (2012-15) .300
- Natalie Land (2009-12) .290
- Linnea Goodman (2014-17) .285
- Shannon Doherty (2020-pres.) .279**
- Amber Lamb (2004-07) .275
- Kacie Feaster (2004-07) .274
- Cassady Brewer (2016-19) .273

Walks

- Stephanie Best (2002-05) .147
- Cassady Brewer (2016-19) .121
- Jania Shinhoster (2002-05) .94
- Jada Cody (2020-pres.) .89**
- Cici Alvarez (2004-07) .88
- Tiffany Lane (2008-11) .84
- Shannon Doherty (2020-pres.) .82**
- Farrah Sullivan (2012-15) .82
- Samantha McCloskey (2013-16) .81
- Abby McClain (2008-11) .77
- Denali Schappacher (2018-22) .75
- Hillary Barrow (2007-10) .74
- Brittany Solis (2007-10) .74

Intentional Walks

- Stephanie Best (2002-05) .28
- Jada Cody (2020-pres.) .6**
- Georgia Blair (2020-21) .6
- Jessica Ujvari (2014-16) .5
- Jada Cody (2020-pres.) .4
- Amber Lamb (2004-07) .4
- Breanne Javier (2006-09) .4
- Hillary Barrow (2007-10) .4
- Natalie Land (2009-12) .4
- Farrah Sullivan (2012-15) .3

- Kacie Feaster (2004-07) .3
- Samantha McCloskey (2013-16) .3

Hit by Pitch

- Shannon Doherty (2020-pres.) .32**
- Vanessa Perez (2009-12) .26
- Courtney Rotton (2015-18) .25
- Shannon Doherty (2020-pres.) .23
- Jessica Ujvari (2014-16) .20
- Abby McClain (2008-11) .19
- Samantha McCloskey (2013-16) .17
- Natalie Land (2009-12) .16
- Kalyn Cenal (2013-16) .15
- Farrah Sullivan (2012-15) .15
- Brittany Solis (2014-17) .15
- Cat Snapp (2005-08) .13

Sacrifice Flies

- Kalyn Cenal (2013-16) .9
- Brittany Solis (2014-17) .9
- Hillary Barrow (2007-10) .9
- Karissa Ornelas (2019-21) .8
- Courtney Rotton (2015-18) .8
- Farrah Sullivan (2012-15) .8
- Marissa Menendez (2010-12) .8
- Jada Cody (2020-pres.) .7**
- Shannon Doherty (2020-pres.) .7**
- Amber Lamb (2004-07) .7
- Stephanie Best (2002-05) .7
- Rachelle Schmidt (2002-04) .7

Sacrifice Hits

- Cici Alvarez (2004-07) .98
- Brittany Solis (2014-17) .50
- Kahley Novak (2012-15) .38
- Natalie Land (2009-12) .38
- Kacie Feaster (2004-07) .36
- Ashleigh Cole (2007-10) .25
- Vanessa Perez (2009-12) .25
- Linnea Goodman (2014-17) .24
- Abby McClain (2008-11) .24
- Hillary Barrow (2007-10) .24
- Nikki Green (2002-05) .24

Stolen Bases

- Kahley Novak (2012-15) .125
- Natalie Land (2009-12) .102
- Cici Alvarez (2004-07) .79
- Jania Shinhoster (2002-05) .74
- Denali Schappacher (2018-22) .64
- Megan Greenwell (2015-18) .60
- Tiffany Lane (2008-11) .58
- Maddy Schroeder (2012-15) .55
- Stephanie Best (2002-05) .47
- Linnea Goodman (2014-17) .44

Steal Attempts

- Kahley Novak (2012-15) .153
- Natalie Land (2009-12) .116
- Cici Alvarez (2004-07) .95
- Jania Shinhoster (2002-05) .88
- Denali Schappacher (2018-22) .78
- Tiffany Lane (2008-11) .72
- Megan Greenwell (2015-18) .70
- Maddy Schroeder (2012-15) .65
- Stephanie Best (2002-05) .58
- Kennedy Searcy (2020-pres.) .48**
- Linnea Goodman (2014-17) .46

Fielding

- #### Fielding Percentage (min. 100 chances)
- Carson Frier (2022-pres.) .996**
 - Alena Murgatroyd (2012) .995
 - Shannon Doherty (2020-pres.) .994**
 - Lindsay Bush (2002-03) .991
 - Brooke Barlow (2018-19) .991

Career Records - Individual

- Juliana Wilson (2020-21)..... 991
- Kalyn Cenal (2013-16).....990
- Linnea Goodman(2014-17). 989
- Megan Greenwell (2015-18) .. 988
- Nikki Green (2002-05) 988
- Samantha McCloskey (2013-16).....988
- Breanne Javier (2006-09).... 987

Chances

- Breanne Javier (2006-09)2067
- Samantha McCloskey (2013-16).....1450
- Nikki Green (2002-05)1373
- Jazmine Esparza (2017-21)....1218
- Kalyn Cenal (2013-16)..... 1190
- Stephanie Best (2002-05).....1077
- Shannon Doherty (2020-pres.) 1007**
- Natalie Land (2009-12) 983
- Lindsay Dean (2006-09) ..980
- Cassady Brewer (2016-19) . 971
- Hillary Barrow (2007-10).... 935

Putouts

- Breanne Javier (2006-09)....1942
- Samantha McCloskey (2013-16)....1362
- Nikki Green (2002-05)1238
- Jazmine Esparza (2017-21)....1155
- Kalyn Cenal (2013-16)..... 1122
- Lindsay Dean (2006-09)....882
- Cat Snapp (2005-08) 814
- Marissa Menendez (2010-12) ...783
- Cassady Brewer (2016-19).772
- Abby McClain (2008-11).....675

Assists

- Stephanie Best (2002-05)..... 558
- Hillary Barrow (2007-10)..... 541
- Tiffany Lane (2008-11) 493
- Cici Alvarez (2004-07)..... 470
- Natalie Land (2009-12).....405
- Brittany Solis (2014-17).....323
- Farah Sullivan (2012-15).... 299
- Crystle Krafft (2004-05)....264
- Allison Kime (2006-08)251
- Amber Lamb (2004-07).... 248

Errors

- Stephanie Best (2002-05) ..97
- Hillary Barrow (2007-10).....63
- Amber Lamb (2004-07).....59
- Tiffany Lane (2008-11) 55
- Natalie Land (2009-12).....50
- Crystle Krafft (2004-05).....39
- Farah Sullivan (2012-15)..... 37
- Brittany Solis (2014-17)..... 35
- Aubrey Johnson(2017-).....33
- Cici Alvarez (2004-07)..... 31

Most Double Plays Turned

- Breanne Javier (2006-09) ..62
- Natalie Land (2009-12).....38
- Jazmine Esparza (2017-2021).. 37
- Tiffany Lane (2008-11) 32
- Hillary Barrow (2007-10).....32
- Stephanie Best (2002-05) ..32
- Brittany Solis (2014-17)..... 31
- Marissa Menendez (2010-12).29
- Kalyn Cenal (2013-16) 27
- Nikki Green (2002-05) 25

Pitching

Earned Run Average (Min. 200.0 IP)

- Allison Kime (2006-08)1.20
- Dottie Cupp (2002-03)....1.49
- Mackenzie Audas (2012-15)....1.65
- Lindsay Enders (2004-05).....1.74

- Shelby Turnier (2013-16).....1.75
- Ashleigh Cole (2007-10) ... 2.01
- Taylor Sawyer (2003-04) 2.05
- Kelly McIntyre (2004-05)2.09
- Breanna Vasquez (2019-21).... 2.16
- Alea White (2017-21)..... 2.23

Lowest Opp. Batting Avg. (Min. 200.0 IP)

- Allison Kime (2006-08)183
- Mackenzie Audas (2012-15).. 185
- Shelby Turnier (2013-16).....188
- Alea White (2017-20)189
- Gianna Mancha (2020-22) ..190
- Dottie Cupp (2002-03).....200
- Lindsay Enders (2004-05) . 203
- Ashleigh Cole (2007-10)221
- Breanna Vasquez (2019-21)....223
- Taylor Sawyer (2003-04)....236

Most Strikeouts/7 Inn. (Min. 200.0 IP)

- Mackenzie Audas (2012-15)....8.29
- Shelby Turnier (2013-16).... 7.83
- Allison Kime (2006-08)7.43
- Gianna Mancha (2020-22)....6.67
- Dottie Cupp (2002-03)..... 6.53
- Breanna Vasquez (2019-21)....5.82
- Kristina DeMello (2009-10).... 5.57
- Alea White (2017-21)..... 4.96
- Lindsay Enders (2004-05)....4.63
- Ashleigh Cole (2007-10) .. 4.36

Wins

- Alea White (2017-21)99
- Shelby Turnier (2013-16)..... 80
- Mackenzie Audas (2012-15) ...78
- Alea White (2017-20) 77
- Allison Kime (2006-08) 71
- Ashleigh Cole (2007-10) 62
- Lindsay Enders (2004-05)....46
- Dottie Cupp (2002-03)..... 44
- Gianna Mancha (2020-22)....43
- Taylor Sawyer (2003-04) 27

Losses

- Alea White (2017-21)54
- Allison Kime (2006-08)43
- Mackenzie Audas (2012-15) 42
- Shelby Turnier (2013-16)..... 39
- Ashleigh Cole (2007-10)..... 38
- Lindsay Enders (2004-05)....22
- Dottie Cupp (2002-03).....19
- Diana Rojas (2008-11)18
- Magon Paul (2006-09).....18
- Taylor Sawyer (2003-04)18

Saves

- Mackenzie Audas (2012-15)....10
- Gianna Mancha (2020-22).....8
- Jamie Ujvari (2014-16)..... 8
- Alea White (2017-21).....7
- Shelby Turnier (2013-16)..... 5
- Kama Woodall (2022)..... 3
- Diana Rojas (2008-11) 3
- Ali Schmidt (2012)..... 3
- Breanna Vasquez (2019-21)....2
- Lena Springer (2014).....2
- Ashleigh Cole (2007-10)2
- Allison Kime (2006-08)2
- Kelly McIntyre (2004-05).....2
- Lindsay Enders (2004-05)....2
- Taylor Sawyer (2003-04)2
- Danna Gilmore (2004)2
- Dottie Cupp (2002-03).....2

Appearances

- Alea White (2017-21)180
- Mackenzie Audas (2012-15)....150
- Shelby Turnier (2013-16).... 143
- Allison Kime (2006-08) 129
- Ashleigh Cole (2007-10)125
- Gianna Mancha (2020-22)..... 88
- Lindsay Enders (2004-05)....83
- Dottie Cupp (2002-03)..... 75
- Diana Rojas (2008-11)63
- Taylor Sawyer (2003-04) 59

Games Started

- Alea White (2017-21) 139
- Mackenzie Audas (2012-15)....125
- Shelby Turnier (2013-16).....113
- Allison Kime (2006-08) 107
- Ashleigh Cole (2007-10) 93
- Lindsay Enders (2004-05)....68
- Gianna Mancha (2020-22).....60
- Dottie Cupp (2002-03)..... 59
- Taylor Sawyer (2003-04)43
- Breanna Vasquez (2019-21) ...37

Complete Games

- Alea White (2017-21) 103
- Allison Kime (2006-08) 96
- Mackenzie Audas (2012-15) 85
- Ashleigh Cole (2007-10) 73
- Lindsay Enders (2004-05) 60
- Shelby Turnier (2013-16)..... 59
- Dottie Cupp (2002-03).....49
- Gianna Mancha (2020-22)..... 32
- Taylor Sawyer (2003-04)28
- Pyscha Simmons (2002-03) ..21

Shutouts

- Allison Kime (2006-08) 34
- Mackenzie Audas (2012-15) 29
- Alea White (2017-21)26
- Shelby Turnier (2013-16)....23
- Dottie Cupp (2002-03).....20
- Lindsay Enders (2004-05) .15
- Gianna Mancha (2020-22)..... 14
- Ashleigh Cole (2007-10) 12
- Taylor Sawyer (2003-04)7
- Breanna Vasquez (2019-21)6

Innings Pitched

- Alea White (2017-21)969.1
- Mackenzie Audas (2012-15)....823.0
- Allison Kime (2006-08) .. 798.1
- Shelby Turnier (2013-16).. 742.1
- Ashleigh Cole (2007-10) 702.2
- Lindsay Enders (2004-05)....484.0
- Dottie Cupp (2002-03)....432.1
- Gianna Mancha (2020-22)....398.0
- Taylor Sawyer (2003-04) ..284.0
- Diana Rojas (2008-11)223.0

Hits Allowed

- Alea White (2017-21).....849
- Ashleigh Cole (2007-10) ...580
- Mackenzie Audas (2012-15)....540
- Allison Kime (2006-08)....522
- Shelby Turnier (2013-16)....501
- Lindsay Enders (2004-05)....360
- Dottie Cupp (2002-03)..... 314
- Gianna Mancha (2020-22)....276
- Taylor Sawyer (2003-04) ... 254
- Diana Rojas (2008-11)235

Runs Allowed

- Alea White (2017-21) 382
- Ashleigh Cole (2007-10) ... 285
- Mackenzie Audas (2012-15)....264
- Shelby Turnier (2013-16).... 226
- Allison Kime (2006-08)213
- Lindsay Enders (2004-05) ..175
- Diana Rojas (2008-11)152
- Gianna Mancha (2020-22)....151
- Dottie Cupp (2002-03)..... 128
- Pyscha Simmons (2002-03)....117

Earned Runs Allowed

- Alea White (2017-21) 309
- Ashleigh Cole (2007-10) ... 202
- Mackenzie Audas (2012-15)....194
- Shelby Turnier (2013-16).... 186
- Allison Kime (2006-08)137
- Gianna Mancha (2020-22).....128
- Lindsay Enders (2004-05).... 120
- Diana Rojas (2008-11)109
- Dottie Cupp (2002-03)..... 92
- Magon Paul (2006-09).....84

Walks

- Mackenzie Audas (2012-15)....351
- Alea White (2017-21) 324
- Shelby Turnier (2013-16).... 293
- Allison Kime (2006-08)240
- Ashleigh Cole (2007-10) 190
- Lindsay Enders (2004-05)....163
- Gianna Mancha (2020-22)....161
- Diana Rojas (2008-11)100
- Dottie Cupp (2002-03)..... 88
- Kristina DeMello (2009-10) .86

Strikeouts

- Mackenzie Audas (2012-15).... 975
- Allison Kime (2006-08) 847
- Shelby Turnier (2013-16)....830
- Alea White (2017-21)..... 688
- Ashleigh Cole (2007-10) ... 438
- Dottie Cupp (2002-03).....403
- Gianna Mancha (2020-22)....379
- Lindsay Enders (2004-05).... 320
- Breanna Vasquez (2019-21) ...175
- Kristina DeMello (2009-10) ... 168

Hit Batsmen

- Ashleigh Cole (2007-10) 94
- Alea White (2017-21)66
- Mackenzie Audas (2012-15) ..62
- Shelby Turnier (2013-16).... 54
- Allison Kime (2006-08) 45
- Lindsay Enders (2004-05) 40
- Kristina DeMello (2009-10) .29
- Dottie Cupp (2002-03)..... 25
- Taylor Sawyer (2003-04) 22
- Gianna Mancha (2020-22) 19

Most Batters Faced

- Alea White (2017-21)4142
- Mackenzie Audas (2012-15)....3421
- Allison Kime (2006-08) ...3242
- Shelby Turnier (2013-16)....3075
- Ashleigh Cole (2007-10)....3006
- Lindsay Enders (2004-05)....2047
- Dottie Cupp (2002-03)..... 1751
- Gianna Mancha (2020-22)....1653
- Taylor Sawyer (2003-04)....1222
- Diana Rojas (2008-11)1022