

2024 SCHEDULE

FEBRUARY

Date	Team	Location	Time (All EST)
8	Howard	Orlando, FL	2:00pm
8	UCF	Orlando, FL	7:00pm
9	Georgia State	Orlando, FL	12:30pm
9	Seattle	Orlando, FL	3:30pm
10	UCF	Orlando, FL	5:30pm
11	Seattle	Orlando, FL	9:30am
16	Elon	Raleigh N.C.	12:00pm
16	Campbell	Raleigh N.C.	7:30pm
17	NC State	Raleigh N.C.	2:20pm
17	Campbell	Raleigh N.C.	7:30pm
18	North Dakota State	Raleigh N.C.	9:30am
23	Ole Miss	Clemson, S.C.	11:00am
23	Miami (OH)	Clemson, S.C.	1:30pm
24	Clemson	Clemson, S.C.	4:00pm

March

7	Cleveland State	Honolulu, HI	5:30pm
7	New Mexico	Honolulu, HI	8:00pm
8	New Mexico	Honolulu, HI	7:00pm
8	Hawaii	Honolulu, HI	9:30pm
9	Cleveland State	Honolulu, HI	7:00pm
10	Cleveland State	Honolulu, HI	6:00pm
15	DePaul*	Storrs, CT	3:00pm
16	DePaul*	Storrs, CT	1:00pm
17	DePaul*	Storrs, CT	12:00pm
19	Central Connecticut	Storrs, CT	3:00pm
20	Yale	Storrs, CT	2:00pm
22	Butler*	Indianapolis, IN	3:00pm
23	Butler*	Indianapolis, IN	1:00pm
24	Butler*	Indianapolis, IN	12:00pm
26	Boston University	Storrs, CT	4:00pm
28	Providence*	Storrs, CT	7:00pm
30	Providence* (DH)	Storrs, CT	12/2:30pm

April

2	Boston College	Chestnut Hill, MA	4:00pm
5	St. John's*	Queens, N.Y.	2:00pm
6	St. John's*	Queens, N.Y.	1:00pm
7	St. John's*	Queens, N.Y.	12:00pm
9	Boston University	Boston, MA	3:00pm
12	Creighton*	Storrs, CT	7:00pm
13	Creighton*	Storrs, CT	2:00pm
14	Creighton*	Storrs, CT	12:00pm
17	UMASS	Amherst, MA	4:00pm
19	Seton Hall*	South Orange, NJ	2:00pm
20	Seton Hall*	South Orange, NJ	12:00pm
21	Seton Hall*	South Orange, NJ	12:00pm
23	Boston College	Storrs, CT	6:00pm
26	Villanova*	Storrs, CT	6:00pm
27	Villanova*	Storrs, CT	1:00pm
28	Villanova*	Storrs, CT	12:00pm

May

3	Georgetown*	Washington, DC	3:00pm
4	Georgetown*	Washington, DC	1:00pm
5	Georgetown*	Washington, DC	12:00pm

* BIG EAST Conference Game
& BIG EAST Championship

Home Games Played at Burrill Family Field, Unless Otherwise Noted (all times eastern)

February 8-11 | Black & Gold Classic Orlando, Fla.



UConn Huskies

2023 Record.....	34-15
2023 Home	15-3
2023 Away.....	12-10
2023 Neutral.....	7-2
2023 BIG EAST.....	19-5
2023 Batting Avg.302
2023 Team ERA.....	3.80
Head Coach	Laura Valentino (Hofstra '11)
Record	110-58, in 4 seasons



Black & Gold Classic

2023 Record.....	
2023 Home	
2023 Away/Neutral	
2023 Conference.....	
2023 Batting Avg.	
2023 Team ERA	
Head Coach	
Years at	

2024 Season Outlook

The UConn Softball program has been resurrected under head coach Laura Valentino winning the BIG EAST regular season title two years in a row (2023 & 2022). In Valentino's four seasons she holds a 110-58 record with an impressive 51-18 record against BIG EAST opponents.

The Huskies are coming off another BIG EAST regular season title in 2023. The last time the program won back to back BIG EAST regular season titles came in the 1996 & 1997 seasons.

The 2023 Huskies surpassed 30 wins for the second consecutive season. This is the first time UConn has had consecutive 30 win seasons since the 2000 & 2001 seasons.

The Running Game: The Huskies have a strong identity of wreaking havoc on the base paths in Valentino's tenure. The Huskies have ranked towards the top in all of Division I in stolen bases in each of Valentino's first four seasons. They stole 81 bases in 2021, 131 bases in 2022, and 119 bags in 2023. Their 119 stolen bases in 2023 ranked 12th in Division I. They ranked seventh in Division I with 2.43 stolen bases per game.

Veteran Squad: UConn graduated just one senior from last years championship team. The Huskies have seven seniors on this year's team. With most of the roster coming back in 2024 UConn returns a ton of experience at all positions including the pitching staff where the Huskies return BIG EAST first teamer Payton Kinney. Graduate senior Meghan O'Neil also returns in the circle. She ranked third in Division I with nine saves a season ago.



2024 Roster

#	NAME	POS.	YR.	HOMETOWN
00	Payton Kinney	P	Sr.	Bradenton, Fla.
2	Giuliana Abruscato	UTL	Sr.	Smithtown, N.Y.
3	Taylor Zatyk	INF	Sr.	Dix Hills, N.Y.
4	Lauren Benson	C	Sr.	White Rock, British Columbia
5	Sarah Blaskiewicz	C	Fr.	Sayville, N.Y.
7	Hope Jenkins	P	So.	Folsom, Calif.
10	Rosie Garcia	INF	Jr.	San Fernando, Calif.
11	Kaitlyn Breslin	OF	Fr.	Hopkinton, Mass.
12	Kaitlyn Kibling	OF	So.	LaFayette, N.Y.
13	Delaney Nagy	P	Jr.	Bethel Park, PA
14	Lexi Hastings	OF	Jr.	Winterville, N.C.
15	Savannah Ring	INF	So.	Wyckoff, N.J.
16	Meghan O'Neil	P	Gr.	Forest, Va.
17	Grace Jenkins	C	So.	Folsom, Calif.
19	Caylee De Meo	INF	Fr.	Franklin Square, N.Y.
21	Rayah Snyder	INF	Fr.	Glastonbury, Conn.
22	Haley Coupal	INF	So.	North Attleboro, Mass.
23	Jana Sanden	INF	Sr.	Riverton, Conn.
24	Sydnee Koosh	P	R-Fr.	Canton, Ohio
57	Hallie Siems	P	Sr.	Stuttgart, Ark.

Coaches & Staff

Head Coach: Laura Valentino (Hofstra '11)

Assistant Coach: Mackenzie Keyes (Central Connecticut State '16)

Assistant Coach: Nikki Cuccio (Adelphi '19)

Director of Softball Operations: Manny Hatzikostas (UConn '20)

Pronunciations

Kinney - Kin-Knee

Abruscato - Jewl-Liana Ah-Brew-Scato

Zatyk - Za-Tic

Blaskiewicz - Blas

Nagy - Nag-ee

De Meo - Da-Mayo

Coupal - Coop-All

Sanden - John-Uh San-Den

Koosh - Coo-Shh

Siems - Sims

Valentino - Valen-Tino

Cuccio - Coo-Chio

Quick Facts

UConn Softball

Head Coach Laura Valentino (Hofstra '11)
Overall Career Record 110-58 5th season
Record at UConn 110-58
Assistant Coach Mackenzie Keyes (Central Connecticut State '16), 1st Season
Assistant Coach Nikki Cuccio (Adelphi '19), 1st Season
Director of Softball Operations Manny Hatzikostas (UConn '20) 3rd Season
Athletic Trainer Evan Rodriguez
Office Phone (860) 882-4435
Home Field Burrill Family Field at the Connecticut Softball Complex
Field Dimensions 200.220.200
2023 Final Record 34-15
2023 BIG EAST Conference record 19-5

The University of Connecticut

Location Storrs, Conn.
Founded 1881
Enrollment 31,119
Colors National Flag Blue (Navy) & White
Nickname Huskies, UConn
Conference BIG EAST Conference
President Radenka Maric
Director of Athletics David Benedict
Senior Associate Director of Athletics for Development (Program Admin.) Jessica Chrabaszcz
Athletic Phone (860) 486-2725
Athletic Fax (860) 486-2727

Athletic Communications

Assoc. Director of Athletic Communications Bill Peterson
Asst. Director of Athletic Communications Phil Chardis
Asst. Director of Athletic Communications Colin Stewart
Athletic Communications Assistants Chris Jones
Softball Contact Manny Hatzikostas (UConn '20)
Office Phone (860) 882-4435
Cell Phone 860-882-4435
Email emanuel.hatzikostas@uconn.edu
Communications Office Phone (860) 486-3531
Communications Fax (860) 486-5085
Athletics Website UConnHuskies.com

ALL MEDIA REQUESTS FOR COACH VALENTINO OR STUDENT-ATHLETES MUST GO THROUGH THE OFFICE OF ATHLETIC COMMUNICATIONS. INTERVIEWS WITH STUDENT-ATHLETES ON GAME DAY PRIOR TO GAME ACTION WILL ONLY BE GRANTED AT THE DISCRETION OF THE UCONN COACHING STAFF. VALENTINO AND SELECT STUDENT-ATHLETES WILL BE AVAILABLE TO MEDIA FOLLOWING ALL HOME CONTESTS AFTER THE TEAM BREAKS THE POSTGAME HUDDLE. PLEASE ALLOW 24 HOURS NOTICE FOR SPECIAL MEDIA REQUESTS.

Head Coach Laura Valentino

Hofstra '11
110-58 overall
5th season



Season	Record	Pct.	League	Record	Finish	Result
2020	16-5	.762	American	0-0		Season Canceled due to Covid-19
2021	22-20	.524	Big East	12-9	3rd	BIG EAST Tournament Championship Runner-Up
2022	38-18	.679	BIG EAST	20-4	1st	BIG EAST Regular Season Champions
2023	34-15	.694	BIG EAST	19-5	1st	BIG EAST Regular Season Champions
Totals	110-58	.655		51-18	.739	

BIG EAST Coaching Staff of the Year
BIG EAST Regular Season Champions

2022
2022 & 2023

Head Coach Laura Valentino

Valentino enters her fifth season as the head coach of the UConn softball program.

In the 2023 season, Valentino led the Huskies to another 30 win season and back to back BIG EAST regular season titles for the first time since the 1996 & 1997 seasons. They would finish the season with a 34-15 overall record, going 19-5 in conference play. The Huskies broke two single season program records in the 2023 campaign; walks (190), and fielding percentage (.975). Under the guidance of Valentino, Grace Jenkins earned BIG EAST Freshman of the Year Honors, becoming the second player to earn the award in Valentino's tenure. Valentino also coached four Huskies to all-BIG EAST honors, including Payton Kinney (first team), Lexi Hastings (first team), Aziah James (second team), & Grace Jenkins (second team).

In 2022, Valentino led the team to a 38 win season and the program's first BIG EAST regular season championship since 1997. They finished with a 38-18 overall record and went 15-5 in BIG EAST play having won all their conference series. The Huskies made their second straight appearance in the BIG EAST Championship game. Under Valentino, UConn as a team broke five single season records during the 2022 campaign; runs scored (287), runs batted in (253), stolen bases (131), strikeouts (396), and walks (178). Valentino coached five Huskies to all-conference honors this season, including Briana Marcelino, Sami Barnett, Elise Sokolsky, Lexi Hastings, and Reese Guevarra.

Valentino and her staff were named as coaching staff of the year in the BIG EAST.

During the 2021 campaign, Valentino led the Huskies to a 22-20 overall mark, a 12-9 record in BIG EAST play and an appearance in the BIG EAST Softball Championship Game - UConn's first since 2001. Under her guidance, Jana Sanden garnered BIG EAST Freshman of the Year Honors, becoming just the fourth Husky overall and first since 1996 to achieve the feat. She coached Sanden and Reese Guevarra to First Team, and Devon Casazza to Second Team All-BIG EAST team honors. Additionally, Briana Marcelino, Payton Kinney, and Casazza were named to the BIG EAST All-Tournament Team.

Valentino also coached Marcelino, Kinney, and Sanden to BIG EAST Player of the Week Awards.

In her first season at the helm, Valentino led the Huskies to a 16-5 start - the program's best through 21 games since the 1993 season, before the cancellation of spring sports due to the Covid-19 pandemic. Those 16 wins included three wins over Power-5 opponents, six shutouts and five run-rule victories.

Additionally, she helped coach Marybeth Olson, Aziah James and Olivia Sappington to American Athletic Conference Player of the Week honors.

Valentino was announced as the head coach on July 3, 2019 by director of athletics David Benedict.

"I am so honored and excited to be the next head softball coach at UConn," Valentino said. "I want to thank David, Adrienne Swinney, Jamelle Elliott and their staff for this amazing opportunity and I am looking forward to working with them in building a championship culture at UConn. The future is bright for UConn softball and I can't wait to get to work in achieving greatness on and off the field."

Most recently, Valentino was an assistant coach at Duke, which initiated its program prior to the 2018 season. Her primary responsibilities while on the Blue Devils' coaching staff was infield play, catching, and offensive strategy. Duke posted a 54-58 record in its first two years of existence and the team finished tied for third in the ACC Coastal Division in 2019.

In its inaugural season, Duke's 13 conference wins were headlined by four series victories, including a sweep of Boston College. Last season, Duke finished with the highest fielding percentage in the ACC and was ranked No. 22 nationally in the category. The Blue Devils also completed the season second in doubles, tied for fourth in triples and fifth in hits.

"We met with several impressive candidates during this interview process but Laura set herself apart with her energy, passion and preparation," Benedict said. "During her time as an assistant coach, Laura has enjoyed a great deal of success and the experience she gained during the implementation of the Duke softball program should prove invaluable as she endeavors to build a championship culture here at UConn. This is an exciting time for UConn and I know our softball team is in good hands."

Valentino mentored a pair of ACC All-Freshman team picks

and an All-ACC First Team selection. Additionally, Valentino has helped develop several NFCA Scholar-Athletes, a trio of ACC All-Academic selections, and 12 student-athletes on the ACC Honor Roll.

Before her time in Durham, N.C., she spent three seasons at the University of North Carolina at Charlotte. While with the 49ers, her primary responsibilities were student-athlete development on both sides of the mound, overall strategy, and catching.

Charlotte tallied a 30-win campaign in 2016, a feat not seen since 2010, and matched that the following season. Valentino's stint in Charlotte produced a pair of All-Conference student-athletes, an All-Freshman selection, two All-Region honorees, a First Team CoSIDA Academic All-American and the 2017 Conference USA Championship.

Valentino also spent three seasons at Fairfield where she assisted with the offense, defense, pitching and catching, in addition to recruiting and administrative duties.





















During her tenure, the Stags won a pair of regular season championships and advanced to the conference tournament final on two occasions. In 2014, she coached four First Team All-MAAC selections, including the MAAC Pitcher and Player of the Year.

A 2011 graduate of Hofstra University with a degree in physical education (K-12), Valentino was a four-year letterwinner at the designated player, infield, and catching positions. She was a part of the two winningest seasons in program history—45 wins in both 2008 and 2010. She started 84 games and capped her collegiate career with a spot on the NFCA Scholar-Athlete team with a career record of 156-59.

A native of Smithtown, N.Y. and 2014 Smithtown High School Hall of Fame inductee, Valentino earned her master's degree in special education from Fairfield in 2013.

Statistical Leaders

2023 Stat Leaders

Batting Average Lexi Hastings .410		Hits Lexi Hastings 59		Runs Lexi Hastings 51	
Home Runs Hastings/Sanden 6		RBIs Grace Jenkins 44		Stolen Bases Lexi Hastings 40	
On Base % Lexi Hastings .509		Slugging % Lexi Hastings .597		Total Bases Lexi Hastings 86	
Walks Lexi Hastings 29		Doubles Grace Jenkins 17		Triples Rosie Garcia 2	
ERA Payton Kinney 2.99		Innings Hope Jenkins 133.1		Strikeouts Kinney/Jenkins 114	
AVG/Against Payton Kinney .166		Wins Hope Jenkins 15		Saves Meghan O'Neil 9	
Appearances Hope Jenkins 34		Complete Games Hope Jenkins 5			

News and Notes

Back to Back Regular Season Titles: The Huskies repeated as 2023 BIG EAST regular season champs a season ago. The last time UConn won back to back regular season titles dates back to the 1996 and 1997 seasons. This title is the 8th regular season conference title in program history.

Getting Over the Hump: The Huskies have been eliminated from the BIG EAST Tournament as the number one seed the past two straight years. UConn has made it to championship Saturday in two of the last three years, but have not been able to get over the hump and get the automatic conference bid. The last time UConn made the NCAA Tournament was in 2001. The Huskies are poised this season to get over that hump, and win their eighth BIG EAST Tournament title in program history.

Lexi Hastings: Junior outfielder, Lexi Hastings has had herself quite the season in 2023, holding an impressive .410 batting average. She lead the team in almost every offensive category including 40 stolen bases which ranked 10th in the country. In her first two seasons she is 68-76 on stolen bases. She is a very tough out at the plate, holding a .509 on base percentage and .597 slugging percentage last season. Hastings was named to the All-BIG EAST First Team unanimously.

Twin Production: Sophomore twins Grace and Hope Jenkins have been producers for the Huskies since they have stepped foot on campus. Grace, the Huskies starting catcher lead the team last season with 44 RBI's and five home runs. In her first collegiate game, she hit a grand slam to help push the Huskies past Georgia Tech. Her twin sister Hope pitched a staff high 133.1 innings with 114 strikeouts in 2023. Hope also produced eleven RBI's in 84 plate appearances as a two-way player. Grace was named BIG EAST Freshman of the Year also being named to the All-BIG EAST Second Team in her freshman season. Hope earned BIG EAST Pitcher of the week twice last season and is primed for a breakout sophomore season both at the plate and in the circle.

Sophomores Returning: UConn had five freshman (now sophomores) producing last season. Along with the twins, Savannah Ring started 47 games at second base batting .269 with a .333 on base percentage. She held a nine game hitting streak to start her freshman season. All five of the then freshman had multiple RBI's in 2023.

Kinney Magic: Payton Kinney has reclaimed her "ace" role for the Huskies after missing all of 2022 with a shoulder surgery. She lead the conference holding batters to a .167 batting average in 2023. Kinney certainly brings the fire anytime she is in the circle, making her presence known to opponents. She lead the pitching staff with a 2.99 era and 114 strikeouts in 2023. She was named to the All-Conference First Team in 2023.

Run Game: The Huskies have a strong identity of wreaking havoc on the base paths in Valentino's tenure. The Huskies have ranked towards the top in all of Division I in stolen bases in each of Valentino's first four seasons. They stole 81 bases in 2021, 131 bases in 2022, and 119 bags in 2023. Their 119 stolen bases in 2023 ranked 12th in Division I. They ranked seventh in Division I with 2.43 stolen bases per game

Team Defense: The 2023 the Huskies ranked 21st in all of Division I with a .975 team fielding percentage. In Valentino's tenure, the Huskies team defense has steadily become a program strength. In Valentino's first season in 2020, the Huskies had a .970 fielding percentage (shortened season due to Covid-19). In 2021, they held an impressive .977 fielding percentage. In 2022, their fielding percentage was .968.

BIG EAST Conference

2024 Standings

Team	Record	Win %	GB	Overall	Overall %	Streak
UConn		-				
Seton Hall						
Villanova						
Butler						
St. John's						
DePaul						
Georgetown						
Creighton						
Providence						

Preseason Poll

	Team	Points
1.	<i>Villanova (4)</i>	<i>59</i>
2.	<i>UConn (3)</i>	<i>58</i>
3.	<i>Seton Hall (2)</i>	<i>53</i>
4.	<i>DePaul</i>	<i>40</i>
5.	<i>Butler</i>	<i>37</i>
7.	<i>Creighton</i>	<i>27</i>
8.	<i>St. John's</i>	<i>21</i>
9.	<i>Georgetown</i>	<i>15</i>
10.	<i>Providence</i>	<i>14</i>

First-place votes in parenthesis

Weekly Honors

Week 1:

Week 2:

Week 3:

Week 4:

Week 5:

Week 6:

Week 7:

Week 8:

Week 9:

Week 10:

Week 11:

Week 12:

LINEUPS

Opponent	SP	1	2	3	4	5	6	7	8	9	Flex
Howard											
UCF											
Georgia State											
Seattle											
UCF											
Seattle											
Elon											
Campbell											
NC State											
Campbell											
North Dakota State											
Ole Miss											
Miami (OH)											
Clemson											
Cleveland State											
New Mexico											
New Mexico											
Hawaii											
Cleveland State											
Cleveland State											
DePaul											
DePaul											
DePaul											
CCSU											
Yale											
Butler											
Butler											
Butler											
BU											
Providence											
Providence											
Providence											
BC											
St. John's											
St. John's											
St. John's											
BU											
Creighton											
Creighton											
Creighton											
UMASS											
Seton Hall											
Seton Hall											
Seton Hall											
BC											
Villanova											
Villanova											
Villanova											
Georgetown											
Georgetown											
Georgetown											

Game-By-Game Results

2023 UConn Softball Game Results for UConn (as of May 08, 2023) (All games)

Date	Opponent	Score	Inns	Overall	Conference	Pitcher of record	Attend	Time
Feb 10, 2023	at Georgia Tech-1	w 6-5	7	1-0-0	0-0-0	Jenkins H (W 1-0)	536	2:38
Feb 10, 2023	at Georgia Tech-2	L 1-2	7	1-1-0	0-0-0	Kinney P (L 0-1)	351	2:24
Feb 11, 2023	vs North Texas	L 2-10	6	1-2-0	0-0-0	Jenkins H (L 1-1)	178	2:10
Feb 17, 2023	vs Bowling Green	w 13-1	5	2-2-0	0-0-0	O'Neil M (W 1-0)	0	1:57
Feb 17, 2023	at Florida	L 1-9	5	2-3-0	0-0-0	Kinney P (L 0-2)	2623	2:04
Feb 18, 2023	at #3 Florida	L 3-4	7	2-4-0	0-0-0	Kinney P (L 0-3)	2219	2:17
Feb 18, 2023	vs Central Michigan	w 3-2	7	3-4-0	0-0-0	Nagy D (W 1-0)	2219	1:58
Feb 19, 2023	vs Bowling Green	w 5-4	7	4-4-0	0-0-0	O'Neil M (W 2-0)	0	2:27
Feb 24, 2023	at UNC Greensboro	w 3-1	7	5-4-0	0-0-0	Jenkins H (W 2-1)	178	1:58
Feb 25, 2023	vs Delaware	L 4-6	7	5-5-0	0-0-0	O'Neil M (L 2-1)	112	2:43
Feb 25, 2023	at UNC Greensboro	w 2-0	7	6-5-0	0-0-0	Kinney P (W 1-3)	128	2:19
Feb 26, 2023	vs Indiana	w 5-0	7	7-5-0	0-0-0	Jenkins H (W 3-1)	137	1:20
Mar 04, 2023	at Liberty	L 0-3	7	7-6-0	0-0-0	Kinney P (L 1-4)	456	1:59
Mar 04, 2023	vs Radford	w 8-0	5	8-6-0	0-0-0	Jenkins H (W 4-1)	168	1:19
Mar 05, 2023	vs Iona-1	w 5-3	7	9-6-0	0-0-0	O'Neil M (W 3-1)	115	2:21
Mar 05, 2023	vs Iona-2	w 8-3	7	10-6-0	0-0-0	Jenkins H (W 5-1)	118	2:10
* Mar 10, 2023	SETON HALL	w 8-0	5	11-6-0	1-0-0	Jenkins H (W 6-1)	261	2:00
* Mar 12, 2023	SETON HALL	L 1-3	7	11-7-0	1-1-0	Kinney P (L 1-5)	368	2:50
* Mar 12, 2023	SETON HALL	w 11-5	7	12-7-0	2-1-0	Kinney P (W 2-5)	368	2:30
* Mar 17, 2023	at Providence	w 6-1	7	13-7-0	3-1-0	Kinney P (W 3-5)	150	3:08
* Mar 18, 2023	at Providence-1	L 2-3	7	13-8-0	3-2-0	O'Neil M (L 3-2)	150	2:14
* Mar 18, 2023	at Providence-2	w 11-3	7	14-8-0	4-2-0	Jenkins H (W 7-1)	150	2:58
Mar 21, 2023	BOSTON COLLEGE	w 9-7	7	15-8-0	4-2-0	Kinney P (W 4-5)	305	3:00
* Mar 24, 2023	GEORGETOWN	w 5-3	7	16-8-0	5-2-0	Kinney P (W 5-5)	239	2:30
* Mar 24, 2023	GEORGETOWN	w 7-6	7	17-8-0	6-2-0	O'Neil M (W 4-2)	239	2:20
* Mar 26, 2023	GEORGETOWN	L 2-5	7	17-9-0	6-3-0	O'Neil M (L 4-3)	518	2:30
Mar 29, 2023	at Boston University	L 0-1	7	17-10-0	6-3-0	Jenkins H (L 7-2)	38	1:46
* Mar 31, 2023	at Villanova	w 9-5	7	18-10-0	7-3-0	Jenkins H (W 8-2)	77	2:06
* Apr 01, 2023	at Villanova	w 10-1	5	19-10-0	8-3-0	Kinney P (W 6-5)	479	1:44
* Apr 02, 2023	at Villanova	w 1-0	7	20-10-0	9-3-0	Kinney P (W 7-5)	193	2:17
Apr 04, 2023	FAIRFIELD	w 13-1	5	21-10-0	9-3-0	Jenkins H (W 9-2)	166	1:38
Apr 05, 2023	UMASS	w 5-0	7	22-10-0	9-3-0	Kinney P (W 8-5)	246	2:03
* Apr 07, 2023	ST. JOHN'S	w 2-1	7	23-10-0	10-3-0	Jenkins H (W 10-2)	315	2:00
* Apr 08, 2023	ST. JOHN'S	w 2-1	7	24-10-0	11-3-0	Kinney P (W 9-5)	418	2:35
* Apr 09, 2023	ST. JOHN'S	w 4-1	7	25-10-0	12-3-0	Jenkins H (W 11-2)	290	2:35
Apr 11, 2023	at Boston College	L 3-4	7	25-11-0	12-3-0	O'Neil M (L 4-4)	117	2:34
* Apr 14, 2023	BUTLER	w 2-1	7	26-11-0	13-3-0	O'Neil M (W 5-4)	518	2:10
* Apr 15, 2023	BUTLER	w 9-1	6	27-11-0	14-3-0	Kinney P (W 10-5)	518	2:20
* Apr 16, 2023	BUTLER	w 3-2	7	28-11-0	15-3-0	Kinney P (W 11-5)	518	2:20
* Apr 21, 2023	at Creighton	w 5-1	7	29-11-0	16-3-0	Jenkins H (W 12-2)	126	2:18
* Apr 22, 2023	at Creighton	w 10-5	7	30-11-0	17-3-0	Nagy D (W 2-0)	89	2:54
* Apr 23, 2023	at Creighton	w 10-6	7	31-11-0	18-3-0	Jenkins H (W 13-2)	125	2:26
* Apr 28, 2023	at DePaul	L 2-5	7	31-12-0	18-4-0	Jenkins H (L 13-3)	362	2:23
* Apr 29, 2023	at DePaul	L 2-3	7	31-13-0	18-5-0	Jenkins H (L 13-4)	417	3:37
* Apr 30, 2023	at DePaul	w 4-3	7	32-13-0	19-5-0	O'Neil M (W 6-4)	295	2:20
May 07, 2023	SAINT PETER'S	w 7-0	7	33-13-0	19-5-0	Jenkins H (W 14-4)	518	1:45

() extra inning game

Team Summary

2023 UConn Softball Games Summary for UConn (as of Jan 15, 2024) (All games)

Score by innings	1	2	3	4	5	6	7	Total
UConn	44	34	31	49	30	31	25	244
Opponents	14	34	30	23	11	24	7	143

Record when ...

Overall	34-15	After 6 leading	24-1
Conference	19-5 trailing	2-11
Non-Conference	15-10 tied	2-1
Home games	15-3	After 7 leading	0-0
Away games	12-10 trailing	0-0
Neutral site	7-2 tied	0-0
Day games	30-12	After 8 leading	0-0
Night games	4-3 trailing	0-0
vs Left starter	7-3 tied	0-0
vs Right starter	27-12		
1-Run games	11-7	Hit 0 home runs	19-13
2-Run games	5-3	... 1 home run	10-2
5+Run games	14-2	... 2+ home runs	5-0
Extra innings	0-0		
Shutouts	7-2	Opponent 0 home runs	18-8
	 1 home run	12-5
Scoring 0-2 runs	5-10 2+ HRs	4-2
..... 3-5 runs	12-5		
..... 6-9 runs	10-0	Made 0 errors	20-9
..... 10+ runs	7-0	... 1 error	8-5
		... 2+ errors	6-1
Opponent 0-2 runs	21-2		
..... 3-5 runs	10-9	Opp. made 0 errors	5-8
..... 6-9 runs	3-3 1 error	17-4
..... 10+ runs	0-1 2+ errors	12-3
Scored in 1st inning	22-0	Out-hit opponent	32-4
Opp. scored in 1st	4-5	Out-hit by opponent	2-7
Scores first	29-3	Hits are tied	0-4
Opp. scores first	5-12		

Record when team scores:

Runs	0	1	2	3	4	5	6	7	8	9	10+
W-L	0-2	1-3	4-5	4-3	2-2	6-0	2-0	2-0	3-0	3-0	7-0

Record when opponent scores:

Runs	0	1	2	3	4	5	6	7	8	9	10+
W-L	7-0	11-1	3-1	5-4	1-3	4-2	2-2	1-0	0-0	0-1	0-1

Record when leading after:

Inn.	1	2	3	4	5	6	7	8
W-L	20-0	23-2	23-2	27-2	23-2	24-1	0-0	0-0

Record when trailing after:

Inn.	1	2	3	4	5	6	7	8
W-L	2-5	4-8	6-9	2-13	2-11	2-11	0-0	0-0

Record when tied after:

Inn.	1	2	3	4	5	6	7	8
W-L	12-10	7-5	5-4	5-0	4-1	2-1	0-0	0-0

Current losing streak: 2
 Longest winning streak: 8
 Longest losing streak: 2

Home attendance : 6258 (18 dates avg = 347)
 Away attendance : 12575 (31 dates avg = 405)
 Total attendance: 18833 (49 dates avg = 384)

UConn GBG Batting/Pitching

2023 UConn Softball Team Game-by-Game for UConn (as of Jan 15, 2024) Batting (All games)

Date	Opponent	ab	r	h	rbi	2b	3b	hr	tb	bb	ibb	sb	cs	hbp	sac	sf	gdp	k	po	a	e	lob	avg
Feb 10	at Georgia Tech	26	6	8	6	1	0	1	12	5	0	4	0	0	0	1	0	7	21	3	2	5	.308
Feb 10	at Georgia Tech	23	1	2	1	1	0	0	3	4	0	0	1	0	0	0	0	13	18	4	0	5	.204
Feb 11	vs North Texas	23	2	6	2	0	0	1	9	0	0	0	0	0	0	0	0	8	18	3	1	3	.222
Feb 17	vs Bowling Green	27	13	13	13	5	0	2	24	6	0	3	0	1	0	0	0	5	15	6	0	6	.293
Feb 17	at Florida	18	1	3	1	1	0	0	4	2	0	1	0	0	1	0	0	3	12	1	1	5	.274
Feb 18	at Florida	28	3	8	3	4	0	0	12	5	1	1	0	0	1	0	0	5	20	7	0	10	.276
Feb 18	vs Central Michigan	23	3	5	1	0	0	0	5	1	0	4	1	0	0	1	0	5	21	6	2	4	.268
Feb 19	vs Bowling Green	26	5	9	5	0	1	0	11	5	0	2	0	0	0	2	0	4	21	4	3	9	.278
Feb 24	at UNC Greensboro	26	3	6	3	0	0	1	9	1	0	0	1	0	0	0	1	5	21	1	0	3	.273
Feb 25	vs Delaware	30	4	10	4	2	0	0	12	5	0	2	0	1	0	1	0	10	21	2	4	12	.280
Feb 25	at UNC Greensboro	24	2	4	1	0	0	0	4	2	0	3	0	2	2	0	0	7	21	1	0	7	.270
Feb 26	vs Indiana	28	5	10	4	0	0	2	16	1	0	3	0	0	0	0	0	2	21	4	1	6	.278
Mar 04	at Liberty	23	0	2	0	1	0	0	3	0	0	0	0	0	0	0	0	7	18	2	1	2	.265
Mar 04	vs Radford	20	8	8	7	2	0	0	10	4	0	6	0	0	1	1	0	0	15	3	1	5	.272
Mar 05	vs Iona	29	5	11	5	2	1	0	15	3	0	5	0	0	1	0	0	4	21	7	0	7	.281
Mar 05	vs Iona	26	8	9	8	3	0	0	12	7	0	4	0	0	0	1	0	4	21	4	0	8	.285
*Mar 10	SETON HALL	17	8	8	6	4	0	1	15	9	0	5	1	0	0	0	0	5	15	3	0	6	.293
*Mar 12	SETON HALL	28	1	7	1	2	0	0	9	4	0	7	0	2	0	0	0	11	21	2	1	12	.290
*Mar 12	SETON HALL	27	11	12	11	2	0	1	17	6	0	6	0	1	1	1	0	6	21	6	2	7	.299
*Mar 17	at Providence	30	6	10	6	2	0	0	12	8	0	7	1	0	1	0	0	6	21	1	2	12	.301
*Mar 18	at Providence	20	2	2	1	1	0	0	3	4	0	1	0	0	2	1	0	2	18	4	0	4	.293
*Mar 18	at Providence	29	11	9	11	1	0	1	13	9	0	4	0	1	0	2	0	5	21	4	0	9	.294
Mar 21	BOSTON COLLEGE	22	9	8	9	3	0	0	11	6	0	0	1	3	0	0	0	5	21	5	0	4	.297
*Mar 24	GEORGETOWN	25	5	9	5	0	0	1	12	3	0	2	1	0	1	0	0	3	21	3	1	6	.299
*Mar 24	GEORGETOWN	27	7	10	6	3	0	0	13	4	0	1	1	1	0	0	0	6	21	3	1	7	.302
*Mar 26	GEORGETOWN	27	2	7	2	0	0	0	7	3	0	1	0	2	1	0	0	2	21	10	0	10	.301
Mar 29	at Boston University	24	0	5	0	0	0	0	5	3	0	1	0	0	1	0	0	6	18	1	0	7	.297
*Mar 31	at Villanova	35	9	14	9	1	0	3	24	0	0	1	0	0	0	0	0	2	21	7	0	5	.302
*Apr 01	at Villanova	30	10	14	10	0	0	2	20	2	0	3	0	0	0	0	0	4	15	2	0	7	.309
*Apr 02	at Villanova	26	1	6	1	0	0	0	6	1	0	0	1	0	0	0	1	3	21	3	0	5	.306
Apr 04	FAIRFIELD	26	13	11	13	4	0	1	18	4	0	5	0	0	0	0	0	5	15	2	0	5	.310
Apr 05	UMASS	24	5	6	5	1	1	0	9	2	0	1	0	0	0	0	0	4	21	4	0	3	.308
*Apr 07	ST. JOHN'S	22	2	5	2	1	0	1	9	7	0	1	1	0	0	0	0	6	21	4	0	9	.306
*Apr 08	ST. JOHN'S	21	2	4	2	0	1	0	6	5	0	3	1	0	0	0	0	5	21	5	2	6	.303
*Apr 09	ST. JOHN'S	26	4	9	4	2	0	0	11	2	0	4	0	1	0	1	0	5	21	4	1	8	.305
Apr 11	at Boston College	25	3	3	3	0	1	1	8	5	0	0	1	0	0	0	0	9	18	7	0	6	.300
*Apr 14	BUTLER	26	2	9	2	0	0	0	9	2	0	1	1	1	1	0	0	5	21	3	0	9	.301
*Apr 15	BUTLER	25	9	9	8	2	0	0	11	4	0	2	0	0	1	0	0	1	18	1	0	6	.302
*Apr 16	BUTLER	24	3	6	3	2	0	0	8	4	0	1	0	0	1	0	0	5	21	6	0	8	.301
*Apr 21	at Creighton	29	5	9	5	2	0	2	17	5	0	0	1	1	0	0	1	6	21	4	0	9	.301
*Apr 22	at Creighton	27	10	10	8	1	0	1	14	11	0	5	0	1	2	1	2	2	21	8	1	11	.303
*Apr 23	at Creighton	29	10	11	10	2	0	1	16	6	0	2	0	2	2	1	0	4	21	9	0	9	.305
*Apr 28	at DePaul	23	2	5	2	0	0	0	5	9	0	1	1	0	1	0	0	6	18	2	0	10	.303
*Apr 29	at DePaul	23	2	4	2	1	0	0	5	3	0	3	0	0	2	0	0	3	19	4	0	5	.301
*Apr 30	at DePaul	28	4	8	4	1	0	0	9	1	0	2	1	0	0	0	0	2	21	5	1	4	.300
May 07	SAINT PETER'S	29	7	13	7	6	0	0	19	3	0	3	0	0	0	0	0	0	21	6	1	7	.304
May 11	ST. JOHN'S	26	3	8	3	0	0	0	8	2	0	6	1	0	0	1	0	6	21	1	0	8	.304
May 12	at Seton Hall	26	4	8	4	2	0	0	10	2	0	1	0	0	1	2	0	3	18	3	0	6	.304
May 12	VILLANOVA	28	3	6	3	0	0	0	6	0	0	1	0	1	0	1	0	5	21	4	1	6	.302
Totals		1254	244	379	232	68	5	23	526	190	1	119	17	21	24	18	5	237	960	194	30	333	.302

UConn GBG Batting/Pitching

2023 UConn Softball Team Game-by-Game for UConn (as of Jan 15, 2024) Pitching (All games)

Date	Opponent	ip	h	r	er	bb	so	2b	3b	hr	wp	bk	hbp	dp	ibb	score	w-l	sv	era
Feb 10	at Georgia Tech	7.0	7	5	5	7	7	1	2	1	0	0	0	1	0	6-5	1-0	0	6.43
Feb 10	at Georgia Tech	6.0	3	2	2	3	3	0	0	0	0	0	1	0	0	1-2	1-1	0	4.85
Feb 11	vs North Texas	6.0	9	10	10	9	2	1	0	2	0	0	0	0	0	2-10	1-2	0	8.05
Feb 17	vs Bowling Green	5.0	3	1	1	1	3	1	0	0	0	0	0	0	0	13-1	2-2	0	6.75
Feb 17	at Florida	4.0	6	9	8	9	2	1	0	0	1	0	0	0	0	1-9	2-3	0	8.36
Feb 18	at Florida	6.2	8	4	4	6	5	3	0	0	3	0	0	1	1	3-4	2-4	0	7.79
Feb 18	vs Central Michigan	7.0	4	2	1	2	2	1	0	0	1	0	0	0	0	3-2	3-4	1	6.70
Feb 19	vs Bowling Green	7.0	6	4	3	3	4	1	0	0	0	0	0	0	0	5-4	4-4	1	6.29
Feb 24	at UNC Greensboro	7.0	2	1	1	1	10	0	0	1	0	0	1	0	0	3-1	5-4	2	5.66
Feb 25	vs Delaware	7.0	10	6	5	0	5	3	0	1	0	0	0	0	0	4-6	5-5	2	5.74
Feb 25	at UNC Greensboro	7.0	1	0	0	4	14	1	0	0	2	0	0	0	0	2-0	6-5	2	5.17
Feb 26	vs Indiana	7.0	5	0	0	3	2	1	0	0	0	0	3	0	0	5-0	7-5	3	4.70
Mar 04	at Liberty	6.0	6	3	3	2	4	0	0	0	0	0	1	0	0	0-3	7-6	3	4.68
Mar 04	vs Radford	5.0	1	0	0	1	3	1	0	0	0	0	0	1	0	8-0	8-6	3	4.41
Mar 05	vs Iona	7.0	7	3	3	2	8	1	0	0	1	0	0	1	0	5-3	9-6	4	4.37
Mar 05	vs Iona	7.0	6	3	3	2	9	2	1	0	0	0	0	0	0	8-3	10-6	4	4.34
*Mar 10	SETON HALL	5.0	1	0	0	3	4	0	0	0	0	0	0	0	0	8-0	11-6	4	4.13
*Mar 12	SETON HALL	7.0	4	3	3	3	8	0	0	1	2	0	2	0	0	1-3	11-7	4	4.12
*Mar 12	SETON HALL	7.0	6	5	4	5	2	1	0	0	1	0	0	0	0	11-5	12-7	4	4.18
*Mar 17	at Providence	7.0	5	1	0	4	12	2	0	0	1	0	1	0	0	6-1	13-7	4	3.95
*Mar 18	at Providence	6.0	2	3	3	8	7	1	0	0	1	0	0	0	0	2-3	13-8	4	3.97
*Mar 18	at Providence	7.0	3	3	3	3	7	0	0	2	1	0	1	0	0	11-3	14-8	4	3.97
Mar 21	BOSTON COLLEGE	7.0	9	7	7	7	5	2	0	3	3	0	0	0	0	9-7	15-8	4	4.21
*Mar 24	GEORGETOWN	7.0	8	3	3	3	7	0	0	1	1	0	2	0	0	5-3	16-8	5	4.19
*Mar 24	GEORGETOWN	7.0	8	6	5	0	1	4	0	1	0	0	1	0	0	7-6	17-8	5	4.29
*Mar 26	GEORGETOWN	7.0	6	5	5	4	4	0	1	2	3	0	0	0	0	2-5	17-9	5	4.38
Mar 29	at Boston University	6.0	3	1	1	1	7	0	0	1	0	0	0	0	0	0-1	17-10	5	4.28
*Mar 31	at Villanova	7.0	6	5	5	4	7	2	0	3	0	0	0	0	0	9-5	18-10	5	4.36
*Apr 01	at Villanova	5.0	3	1	1	3	6	0	0	0	0	0	0	0	0	10-1	19-10	5	4.29
*Apr 02	at Villanova	7.0	5	0	0	6	8	0	0	0	2	0	2	0	1	1-0	20-10	6	4.14
Apr 04	FAIRFIELD	5.0	4	1	1	1	5	0	0	1	0	0	0	0	0	13-1	21-10	6	4.08
Apr 05	UMASS	7.0	3	0	0	3	11	0	0	0	0	0	0	0	0	5-0	22-10	7	3.94
*Apr 07	ST. JOHN'S	7.0	2	1	1	1	8	0	0	1	0	0	0	0	0	2-1	23-10	8	3.85
*Apr 08	ST. JOHN'S	7.0	5	1	0	5	7	2	0	0	1	0	1	0	1	2-1	24-10	9	3.73
*Apr 09	ST. JOHN'S	7.0	2	1	1	4	8	0	0	1	0	0	0	0	0	4-1	25-10	9	3.65
Apr 11	at Boston College	6.0	10	4	4	4	5	0	0	0	0	0	0	0	0	3-4	25-11	9	3.71
*Apr 14	BUTLER	7.0	5	1	1	6	8	0	0	1	0	0	0	0	0	2-1	26-11	9	3.64
*Apr 15	BUTLER	6.0	4	1	1	6	8	0	0	0	2	0	0	0	0	9-1	27-11	10	3.59
*Apr 16	BUTLER	7.0	4	2	2	2	6	1	0	1	0	0	0	0	0	3-2	28-11	11	3.56
*Apr 21	at Creighton	7.0	5	1	1	1	5	1	0	1	0	0	0	0	0	5-1	29-11	11	3.50
*Apr 22	at Creighton	7.0	6	5	5	7	6	2	0	1	1	0	1	0	0	10-5	30-11	12	3.58
*Apr 23	at Creighton	7.0	10	6	6	5	6	0	0	2	0	0	0	0	0	10-6	31-11	12	3.68
*Apr 28	at DePaul	6.0	5	5	5	4	10	1	0	0	0	0	1	0	0	2-5	31-12	12	3.77
*Apr 29	at DePaul	6.1	6	3	3	6	3	1	0	0	1	0	1	1	0	2-3	31-13	12	3.78
*Apr 30	at DePaul	7.0	7	3	3	5	3	4	0	0	1	0	1	0	0	4-3	32-13	13	3.78
May 07	SAINT PETER'S	7.0	0	0	0	3	7	0	0	0	0	0	1	0	0	7-0	33-13	13	3.69
May 11	ST. JOHN'S	7.0	4	2	2	2	14	1	0	1	1	0	0	0	0	3-2	34-13	14	3.66
May 12	at Seton Hall	6.0	7	6	6	4	6	2	0	1	0	0	1	0	1	4-6	34-14	14	3.77
May 12	VILLANOVA	7.0	7	4	4	4	8	3	0	1	1	0	0	0	0	3-4	34-15	14	3.80
Totals		320.0	249	143	135	182	302	48	4	31	31	0	22	5	4	244-143	34-15	14	3.80

Miscellaneous Stats

2023 UConn Softball Miscellaneous Stats for UConn (as of Jan 15, 2024) (All games)

Multiple Hit Games	2	3	4	5+	Total
Jenkins, Grace	12	4	-	-	16
Hastings, Lexi	6	8	1	-	15
James, Aziah	13	1	1	-	15
Sanden, Jana	10	2	-	-	12
Ring, Savannah	7	-	-	-	7
Mason, Makenzie	5	2	-	-	7
Garcia, Rosie	5	-	-	-	5
Zatyk, Taylor	4	-	-	-	4
Jenkins, Hope	2	1	-	-	3
Coupal, Haley	2	-	-	-	2
Benson, Lauren	1	-	-	-	1
TEAM	67	18	2	0	87

Multiple RBI Games	2	3	4	5+	Total
Jenkins, Grace	6	5	1	-	12
Sanden, Jana	5	5	-	-	10
James, Aziah	4	3	1	-	8
Hastings, Lexi	1	4	-	1	6
Garcia, Rosie	3	1	1	-	5
Ring, Savannah	3	-	-	-	3
Zatyk, Taylor	2	-	1	-	3
Coupal, Haley	2	1	-	-	3
Jenkins, Hope	2	-	-	-	2
Kibling, Kaitlyn	1	-	-	-	1
Benson, Lauren	1	-	-	-	1
Abruscato, Giuliana	1	-	-	-	1
TEAM	31	19	4	1	55

Hitting Streaks	Longest	Current
Hastings, Lexi	11	6
Ring, Savannah	9	-
Garcia, Rosie	8	4
James, Aziah	5	5
Zatyk, Taylor	4	-
Coupal, Haley	4	-
Sanden, Jana	4	1
Mason, Makenzie	4	-
Jenkins, Grace	4	2
Jenkins, Hope	3	-
Benson, Lauren	2	1
Abruscato, Giuliana	2	-
Kibling, Kaitlyn	2	-

Reached Base Streaks	Longest	Current
Hastings, Lexi	26	11
Jenkins, Grace	13	2
James, Aziah	12	12
Ring, Savannah	11	-
Garcia, Rosie	10	4
Sanden, Jana	9	1
Zatyk, Taylor	7	-
Jenkins, Hope	6	-
Benson, Lauren	5	5
Mason, Makenzie	4	-
Coupal, Haley	4	-
Kibling, Kaitlyn	3	-
Abruscato, Giuliana	2	-

Miscellaneous Stats

2023 UConn Softball Miscellaneous Stats for UConn (as of Jan 15, 2024) (All games)

Starting Lineup By Position (Team W-L record when starter)

PITCHER:		
Jenkins, Hope	23	(18-5)
Kinney, Payton	19	(12-7)
O'Neil, Meghan	7	(4-3)
CATCHER:		
Jenkins, Grace	33	(27-6)
Benson, Lauren	16	(7-9)
FIRST BASE:		
Zatyk, Taylor	38	(29-9)
Jenkins, Grace	11	(5-6)
SECOND BASE:		
Ring, Savannah	47	(33-14)
Coupal, Haley	2	(1-1)
THIRD BASE:		
Garcia, Rosie	35	(26-9)
Coupal, Haley	14	(8-6)
SHORTSTOP:		
Sanden, Jana	49	(34-15)
LEFT FIELD:		
Kibling, Kaitlyn	25	(18-7)
Abruscato, Giuliana	12	(7-5)
Mason, Makenzie	7	(4-3)
Hastings, Lexi	5	(5-0)
CENTER FIELD:		
James, Aziah	49	(34-15)
RIGHT FIELD:		
Hastings, Lexi	43	(28-15)
Mason, Makenzie	2	(2-0)
Abruscato, Giuliana	2	(2-0)
Kibling, Kaitlyn	2	(2-0)
DESIGNATED HITTER:		
Mason, Makenzie	28	(22-6)
Jenkins, Hope	12	(7-5)
Jenkins, Grace	5	(2-3)
Garcia, Rosie	2	(1-1)
Zatyk, Taylor	1	(1-0)
Coupal, Haley	1	(1-0)

Starting Lineup By Lineup Spot (Team W-L record when starter)

LEADOFF:		
Hastings, Lexi	31	(23-8)
Ring, Savannah	13	(7-6)
James, Aziah	4	(4-0)
Mason, Makenzie	1	(0-1)
2ND SPOT:		
James, Aziah	41	(28-13)
Hastings, Lexi	3	(2-1)
Jenkins, Grace	3	(3-0)
Ring, Savannah	2	(1-1)
3RD SPOT:		
Jenkins, Grace	41	(29-12)
Ring, Savannah	3	(2-1)
Hastings, Lexi	3	(2-1)
Garcia, Rosie	2	(1-1)
CLEANUP:		
Sanden, Jana	49	(34-15)
5TH SPOT:		
Garcia, Rosie	21	(17-4)
Jenkins, Hope	16	(9-7)
Jenkins, Grace	5	(2-3)
Ring, Savannah	4	(4-0)
Hastings, Lexi	3	(2-1)
6TH SPOT:		
Mason, Makenzie	19	(15-4)
Jenkins, Hope	7	(7-0)
Garcia, Rosie	7	(5-2)
Ring, Savannah	4	(1-3)
Hastings, Lexi	3	(2-1)
Benson, Lauren	3	(1-2)
Zatyk, Taylor	3	(1-2)
Coupal, Haley	2	(1-1)
Kibling, Kaitlyn	1	(1-0)
7TH SPOT:		
Zatyk, Taylor	13	(12-1)
Mason, Makenzie	12	(12-0)
Ring, Savannah	5	(4-1)
James, Aziah	4	(2-2)
Benson, Lauren	3	(1-2)
Hastings, Lexi	3	(1-2)
Coupal, Haley	3	(0-3)
Jenkins, Hope	3	(1-2)
Garcia, Rosie	3	(1-2)
8TH SPOT:		
Zatyk, Taylor	23	(17-6)
Benson, Lauren	6	(4-2)
Coupal, Haley	5	(4-1)
Kibling, Kaitlyn	5	(2-3)
Jenkins, Hope	4	(4-0)
Garcia, Rosie	2	(2-0)
Mason, Makenzie	2	(0-2)
Abruscato, Giuliana	1	(0-1)
Hastings, Lexi	1	(1-0)
9TH SPOT:		
Ring, Savannah	16	(14-2)
Kibling, Kaitlyn	11	(9-2)
Coupal, Haley	7	(5-2)
Abruscato, Giuliana	5	(3-2)
Benson, Lauren	4	(1-3)
Mason, Makenzie	3	(1-2)
Garcia, Rosie	2	(1-1)
Hastings, Lexi	1	(0-1)

Miscellaneous Stats

2023 UConn Softball Miscellaneous Stats for UConn (as of Jan 15, 2024) (All games)

STARTERS SUMMARY

Player	GS	Position										Batting Order									
		p	c	1b	2b	3b	ss	lf	cf	rf	of	dh	1st	2nd	3rd	4th	5th	6th	7th	8th	9th
James, Aziah	49	49	.	.	.	4	41	4	.	.
Jenkins, Grace	49	.	33	11	5	.	3	41	.	5
Sanden, Jana	49	49	49
Hastings, Lexi	48	5	.	43	.	.	31	3	3	.	3	3	3	1	1
Ring, Savannah	47	.	.	.	47	13	2	3	.	4	4	5	.	16
Zatyk, Taylor	39	.	.	38	1	3	13	23	.	.
Mason, Makenzie	37	7	.	2	.	28	1	.	.	.	19	12	2	3	
Garcia, Rosie	37	35	2	.	.	2	.	21	7	3	2	2
Jenkins, Hope	35	23	12	.	.	.	16	7	3	4	.	.
Kibling, Kaitlyn	27	25	.	2	1	.	5	11	.
Kinney, Payton	19	19
Coupal, Haley	17	.	.	.	2	14	1	2	3	5	7	.
Benson, Lauren	16	.	16	3	3	6	4	.
Abruscato, Giulian	14	12	.	2	1	5
O'Neil, Meghan	7	7

Team Game Highs

2023 UConn Softball Season Game Highs for UConn (as of Jan 15, 2024) (All games)

TEAM GAME HIGHS

Batting

At bats:	35	-	at Villanova (Mar 31, 2023)
Runs scored:	13	-	vs Bowling Green (Feb 17, 2023 at Gainesville, Fla.)
	13	-	vs Fairfield (Apr 04, 2023)
Hits:	14	-	at Villanova (Mar 31, 2023)
	14	-	at Villanova (Apr 01, 2023)
RBIs:	13	-	vs Bowling Green (Feb 17, 2023 at Gainesville, Fla.)
	13	-	vs Fairfield (Apr 04, 2023)
Doubles:	6	-	vs Saint Peter's (May 07, 2023)
Triples:	1	-	vs Bowling Green (Feb 19, 2023 at Gainesville, Fla.)
	1	-	vs Iona (Mar 05, 2023 at Lynchburg, Va.)
	1	-	vs UMASS (Apr 05, 2023)
	1	-	vs St. John's (Apr 08, 2023)
	1	-	at Boston College (Apr 11, 2023)
Home runs:	3	-	at Villanova (Mar 31, 2023)
Total bases:	24	-	vs Bowling Green (Feb 17, 2023 at Gainesville, Fla.)
	24	-	at Villanova (Mar 31, 2023)
Walks:	11	-	at Creighton (Apr 22, 2023)
Strikeouts:	13	-	at Georgia Tech (Feb 10, 2023)
Sac hits:	2	-	at UNC Greensboro (Feb 25, 2023)
	2	-	at Providence (Mar 18, 2023)
	2	-	at Creighton (Apr 22, 2023)
	2	-	at Creighton (Apr 23, 2023)
	2	-	at DePaul (Apr 29, 2023)
Sac flies:	2	-	vs Bowling Green (Feb 19, 2023 at Gainesville, Fla.)
	2	-	at Providence (Mar 18, 2023)
	2	-	at Seton Hall (May 12, 2023)
Stolen bases:	7	-	vs Seton Hall (Mar 12, 2023)
	7	-	at Providence (Mar 17, 2023)
Hit by pitch:	3	-	vs Boston College (Mar 21, 2023)
Caught stealing:	1	-	(17 times)
Runners LOB:	12	-	vs Delaware (Feb 25, 2023 at Greensboro, NC)
	12	-	vs Seton Hall (Mar 12, 2023)
	12	-	at Providence (Mar 17, 2023)
Hit into DP:	2	-	vs Iona (Mar 05, 2023 at Lynchburg, Va.)
	2	-	at Creighton (Apr 22, 2023)

Fielding

Putouts:	21	-	(32 times)
Assists:	10	-	vs Georgetown (Mar 26, 2023)
Errors:	4	-	vs Delaware (Feb 25, 2023 at Greensboro, NC)
Passed balls:	1	-	vs Boston College (Mar 21, 2023)
DPs turned:	1	-	at Georgia Tech (Feb 10, 2023)
	1	-	at Florida (Feb 18, 2023)
	1	-	vs Radford (Mar 04, 2023 at Lynchburg, Va.)
	1	-	vs Iona (Mar 05, 2023 at Lynchburg, Va.)
	1	-	at DePaul (Apr 29, 2023)

Pitching

Team Game Highs

Innings pitched:	7.0	-	(32 times)
Runs allowed:	10	-	vs North Texas (Feb 11, 2023 at Atlanta, Ga.)
Earned runs:	10	-	vs North Texas (Feb 11, 2023 at Atlanta, Ga.)
Walks allowed:	9	-	vs North Texas (Feb 11, 2023 at Atlanta, Ga.)
	9	-	at Florida (Feb 17, 2023)
Strikeouts:	14	-	at UNC Greensboro (Feb 25, 2023)
	14	-	vs St. John's (May 11, 2023)
Hits allowed:	10	-	vs Delaware (Feb 25, 2023 at Greensboro, NC)
	10	-	at Boston College (Apr 11, 2023)
	10	-	at Creighton (Apr 23, 2023)
Doubles allowed:	4	-	vs Georgetown (Mar 24, 2023)
	4	-	at DePaul (Apr 30, 2023)
Triples allowed:	2	-	at Georgia Tech (Feb 10, 2023)
Homers allowed:	3	-	vs Boston College (Mar 21, 2023)
	3	-	at Villanova (Mar 31, 2023)
Wild pitches:	3	-	at Florida (Feb 18, 2023)
	3	-	vs Boston College (Mar 21, 2023)
	3	-	vs Georgetown (Mar 26, 2023)
Hit batters:	3	-	vs Indiana (Feb 26, 2023 at Greensboro, N.C.)

Player Game Highs

2023 UConn Softball Season Game Highs for UConn (as of Jan 15, 2024) (All games)

INDIVIDUAL GAME HIGHS

Batting

At bats:	5	-	Ring, Savannah vs Delaware (Feb 25, 2023 at Greensboro, NC)
	5	-	Jenkins, Grace at Providence (Mar 17, 2023)
	5	-	Jenkins, Hope at Providence (Mar 18, 2023)
	5	-	Sanden, Jana at Creighton (Apr 22, 2023)
	5	-	James, Aziah at Creighton (Apr 22, 2023)
	5	-	Hastings, Lexi at Creighton (Apr 23, 2023)
Runs scored:	3	-	(10 times)
Hits:	4	-	James, Aziah at Providence (Mar 17, 2023)
	4	-	Hastings, Lexi at Creighton (Apr 23, 2023)
RBI:	5	-	Hastings, Lexi at Providence (Mar 18, 2023)
Doubles:	2	-	Jenkins, Grace at Florida (Feb 18, 2023)
	2	-	Jenkins, Grace vs Iona (Mar 05, 2023 at Lynchburg, Va.)
	2	-	James, Aziah vs Boston College (Mar 21, 2023)
	2	-	Sanden, Jana vs Georgetown (Mar 24, 2023)
	2	-	Jenkins, Grace vs Butler (Apr 15, 2023)
	2	-	Jenkins, Grace at Creighton (Apr 21, 2023)
	2	-	Jenkins, Grace vs Saint Peter's (May 07, 2023)
Triples:	1	-	Garcia, Rosie vs Bowling Green (Feb 19, 2023 at Gainesville, Fla.)
	1	-	Mason, Makenzie vs Iona (Mar 05, 2023 at Lynchburg, Va.)
	1	-	James, Aziah vs UMASS (Apr 05, 2023)
	1	-	Garcia, Rosie vs St. John's (Apr 08, 2023)
	1	-	Hastings, Lexi at Boston College (Apr 11, 2023)
Home runs:	2	-	Jenkins, Grace vs Bowling Green (Feb 17, 2023 at Gainesville, Fla.)
	2	-	Sanden, Jana at Villanova (Mar 31, 2023)
	2	-	Hastings, Lexi at Creighton (Apr 21, 2023)
Total bases:	10	-	Jenkins, Grace vs Bowling Green (Feb 17, 2023 at Gainesville, Fla.)
Walks:	4	-	Hastings, Lexi at Creighton (Apr 22, 2023)
Strikeouts:	3	-	Hastings, Lexi at Georgia Tech (Feb 10, 2023)
	3	-	Jenkins, Grace at Boston College (Apr 11, 2023)
Sac hits:	1	-	(24 times)
Sac flies:	1	-	(18 times)
Stolen bases:	4	-	Hastings, Lexi at Providence (Mar 17, 2023)
Hit by pitch:	2	-	Jenkins, Grace vs Seton Hall (Mar 12, 2023)
Caught stealing:	1	-	(17 times)
Runners LOB:	6	-	Sanden, Jana at Florida (Feb 18, 2023)
	6	-	Jenkins, Hope at Creighton (Apr 23, 2023)

Fielding

Putouts:	14	-	Jenkins, Grace at UNC Greensboro (Feb 25, 2023)
Assists:	3	-	(15 times)
Errors:	2	-	Garcia, Rosie vs Bowling Green (Feb 19, 2023 at Gainesville, Fla.)
	2	-	Ring, Savannah vs Delaware (Feb 25, 2023 at Greensboro, NC)
	2	-	Jenkins, Grace at Providence (Mar 17, 2023)
Passed balls:	1	-	Jenkins, Grace vs Boston College (Mar 21, 2023)

Pitching

Innings pitched:	7.0	-	Kinney, Payton at UNC Greensboro (Feb 25, 2023)
	7.0	-	Jenkins, Hope at Villanova (Mar 31, 2023)

Player Game Highs

	7.0	-	Jenkins, Hope vs St. John's (Apr 09, 2023)
Runs allowed:	7	-	Jenkins, Hope vs North Texas (Feb 11, 2023 at Atlanta, Ga.)
	7	-	Kinney, Payton at Florida (Feb 17, 2023)
Earned runs:	7	-	Jenkins, Hope vs North Texas (Feb 11, 2023 at Atlanta, Ga.)
Walks allowed:	8	-	O'Neil, Meghan at Providence (Mar 18, 2023)
Strikeouts:	14	-	Kinney, Payton at UNC Greensboro (Feb 25, 2023)
Hits allowed:	8	-	O'Neil, Meghan vs Delaware (Feb 25, 2023 at Greensboro, NC)
Doubles allowed:	3	-	Jenkins, Hope vs Villanova (May 12, 2023)
Triples allowed:	1	-	O'Neil, Meghan at Georgia Tech (Feb 10, 2023)
	1	-	Jenkins, Hope at Georgia Tech (Feb 10, 2023)
	1	-	Jenkins, Hope vs Iona (Mar 05, 2023 at Lynchburg, Va.)
	1	-	O'Neil, Meghan vs Georgetown (Mar 26, 2023)
Homers allowed:	3	-	Jenkins, Hope at Villanova (Mar 31, 2023)
Wild pitches:	2	-	Kinney, Payton at Florida (Feb 18, 2023)
	2	-	Kinney, Payton at UNC Greensboro (Feb 25, 2023)
	2	-	Kinney, Payton vs Seton Hall (Mar 12, 2023)
	2	-	Nagy, Delaney vs Boston College (Mar 21, 2023)
	2	-	O'Neil, Meghan vs Georgetown (Mar 26, 2023)
	2	-	Kinney, Payton vs Butler (Apr 15, 2023)
Hit batters:	2	-	Jenkins, Hope vs Indiana (Feb 26, 2023 at Greensboro, N.C.)
	2	-	Kinney, Payton vs Seton Hall (Mar 12, 2023)
	2	-	Kinney, Payton vs Georgetown (Mar 24, 2023)
	2	-	Kinney, Payton at Villanova (Apr 02, 2023)

Season Statistics

2023 UConn Softball Overall Statistics for UConn (as of May 15, 2023) (All games Sorted by Batting avg)

Record: 34-15 Home: 15-3 Away: 12-10 Neutral: 7-2 Conference: 19-5

Player	avg	gp-gs	ab	r	h	2b	3b	hr	rbi	tb	slg%	bb	hp	so	gdp	ob%	sf	sh	sb-att	po	a	e	fld%
Hastings, Lexi	.410	49-48	144	51	59	7	1	6	27	86	.597	29	0	36	0	.509	0	3	40-42	60	2	0	1.000
Jenkins, Grace	.352	49-49	145	29	51	17	0	5	44	83	.572	22	6	21	0	.444	5	0	5-5	241	5	4	.984
James, Aziah	.349	49-49	152	35	53	7	1	1	30	65	.428	26	0	30	2	.441	1	5	34-38	97	1	1	.990
Abruscato, Giuliana	.318	39-14	22	7	7	1	0	0	3	8	.364	1	0	8	0	.333	1	1	1-2	15	0	0	1.000
Coupal, Haley	.304	31-17	46	12	14	3	0	0	12	17	.370	8	3	10	0	.439	0	3	4-4	13	20	2	.943
Mason, Makenzie	.303	47-37	99	16	30	5	1	0	7	37	.374	13	0	19	0	.384	0	4	8-11	21	0	0	1.000
Sanden, Jana	.286	49-49	147	21	42	11	0	6	36	71	.483	16	4	26	1	.363	4	0	1-1	62	39	6	.944
Benson, Lauren	.286	34-16	42	7	12	2	0	1	7	17	.405	11	0	4	0	.418	2	6	1-1	131	6	2	.986
Garcia, Rosie	.280	41-37	107	16	30	4	2	2	19	44	.411	10	6	10	0	.374	0	0	6-7	54	45	4	.961
Ring, Savannah	.269	49-47	134	23	36	3	0	1	18	42	.313	12	1	23	0	.333	0	1	14-19	65	30	4	.960
Jenkins, Hope	.250	34-31	84	7	21	4	0	1	11	28	.333	8	0	10	1	.305	3	0	0-0	3	17	0	1.000
Zatyk, Taylor	.213	44-39	89	12	19	3	0	0	16	22	.247	27	1	22	0	.395	2	0	1-2	138	5	4	.973
Kibling, Kaitlyn	.116	46-27	43	8	5	1	0	0	2	6	.140	7	0	18	1	.240	0	1	4-4	55	3	2	.967
Nagy, Delaney	.000	1-0	0	0	0	0	0	0	0	0	.000	0	0	0	0	.000	0	0	0-0	0	3	0	1.000
Kinney, Payton	.000	2-2	0	0	0	0	0	0	0	0	.000	0	0	0	0	.000	0	0	0-0	2	9	0	1.000
O'Neil, Meghan	.000	1-1	0	0	0	0	0	0	0	0	.000	0	0	0	0	.000	0	0	0-0	3	9	1	.923
Totals	.302	49	1254	244	379	68	5	23	232	526	.419	190	21	237	5	.398	18	24	119-136	960	194	30	.975
Opponents	.209	49	1189	143	249	48	4	31	133	398	.335	182	22	302	2	.324	6	11	38-48	930	382	58	.958

LOB - Team (333), Opp (308). DPs turned - Team (5), Opp (11). CI - Team (1), Jenkins G 1. IBB - Team (1), Jenkins G 1, Opp (4). Picked off - Benson L 1.

(All games Sorted by Earned run avg)

Player	era	w-l	app	gs	cg	sho	sv	ip	h	r	er	bb	so	2b	3b	hr	b/avg	wp	hp	bk	sfa	sha
Kinney, Payton	2.99	11-6	28	19	2	1/3	3	105.1	63	39	35	69	114	10	0	5	.166	18	13	0	2	1
O'Neil, Meghan	3.93	6-4	30	7	0	0/3	9	68.2	65	31	30	41	65	14	2	4	.246	5	0	0	0	0
Jenkins, Hope	4.05	15-5	34	23	5	2/3	1	133.1	106	61	60	58	114	21	2	21	.215	4	7	0	2	9
Nagy, Delaney	7.11	2-0	10	0	0	0/0	1	12.2	15	12	10	14	9	3	0	1	.278	4	2	0	2	1
Totals	3.80	34-15	49	49	7	7/4	14	320.0	249	143	135	182	302	48	4	31	.209	31	22	0	6	11
Opponents	6.21	15-34	49	49	19	2/1	2	310.0	379	244	214	190	237	68	5	23	.302	24	21	0	18	24

PB - Team (1), Jenkins G 1, Opp (13). Pickoffs - Team (0), Opp (1). SBA/ATT - Jenkins G (22-26), Benson L (16-22), Kinney P (17-19), Jenkins H (11-16), O'Neil M (9-12), Nagy D (1-1).

Conference Statistics

Recent Box Scores

Individual Game-By-Game

2023 UConn Softball Individual Game-by-Game for UConn (as of Jan 15, 2024)

#2 Abruscato, Giuliana - 39 games (All games)

Date	Opponent	Pos	AB	R	H	RBI	2B	3B	HR	BB	SB	CS	HBP	SAC	SF	GDP	K	PO	A	E	Avg
Feb 10	at Georgia Tech-2	ph	1	0	0	0	0	0	0	0	0	0	0	0	0	0	1	0	0	0	.000
Feb 11	vs North Texas	*of	0	0	0	0	0	0	0	0	0	0	0	0	0	0	0	2	0	0	.000
Feb 17	vs Bowling Green	ph/of	1	0	1	1	0	0	0	0	0	0	0	0	0	0	0	0	0	0	.500
Feb 17	at Florida	*of	2	0	0	0	0	0	0	0	0	0	0	0	0	0	1	2	0	0	.250
Feb 18	at Florida	of	0	0	0	0	0	0	0	0	0	0	0	1	0	0	0	1	0	0	.250
Feb 18	vs Central Michigan	of/of	0	0	0	0	0	0	0	0	0	0	0	0	0	0	0	0	0	0	.250
Feb 19	vs Bowling Green	*of	2	0	0	0	0	0	0	0	0	0	0	0	0	0	0	2	0	0	.167
Feb 24	at UNC Greensboro	of	0	0	0	0	0	0	0	0	0	0	0	0	0	0	0	0	0	0	.167
Feb 25	vs Delaware	ph/of	2	0	0	0	0	0	0	1	0	0	0	0	0	0	1	2	0	0	.125
Feb 25	at UNC Greensboro	of	0	0	0	0	0	0	0	0	0	0	0	0	0	0	0	0	0	0	.125
Feb 26	vs Indiana	*of	0	0	0	0	0	0	0	0	0	0	0	0	0	0	0	1	0	0	.125
Mar 04	at Liberty	of	0	0	0	0	0	0	0	0	0	0	0	0	0	0	0	0	0	0	.125
Mar 04	vs Radford	*of	0	0	0	0	0	0	0	0	0	0	0	0	0	0	0	0	0	0	.125
Mar 05	vs Iona-1	pr	0	1	0	0	0	0	0	0	0	0	0	0	0	0	0	0	0	0	.125
Mar 05	vs Iona-2	*of	2	0	1	2	0	0	0	0	1	0	0	0	1	0	0	0	0	0	.200
Mar 12	SETON HALL	*of	2	0	0	0	0	0	0	0	0	0	0	0	0	0	1	1	0	0	.167
Mar 12	SETON HALL	pr	0	1	0	0	0	0	0	0	0	0	0	0	0	0	0	0	0	0	.167
Mar 17	at Providence	pr/of	0	1	0	0	0	0	0	0	0	0	0	0	0	0	0	0	0	0	.167
Mar 18	at Providence-2	*of	0	0	0	0	0	0	0	0	0	0	0	0	0	0	0	2	0	0	.167
Mar 21	BOSTON COLLEGE	*of	0	0	0	0	0	0	0	0	0	0	0	0	0	0	0	0	0	0	.167
Mar 24	GEORGETOWN	pr	0	0	0	0	0	0	0	0	0	0	0	0	0	0	0	0	0	0	.167
Mar 26	GEORGETOWN	ph/of	1	0	1	0	0	0	0	0	0	0	0	0	0	0	0	0	0	0	.231
Mar 29	at Boston University	ph	1	0	0	0	0	0	0	0	0	0	0	0	0	0	1	0	0	0	.214
Mar 31	at Villanova	pr	0	1	0	0	0	0	0	0	0	0	0	0	0	0	0	0	0	0	.214
Apr 02	at Villanova	of	0	0	0	0	0	0	0	0	0	0	0	0	0	0	0	0	0	0	.214
Apr 04	FAIRFIELD	*of/of	3	1	1	0	0	0	0	0	0	0	0	0	0	0	1	1	0	0	.235
Apr 05	UMASS	ph	1	0	1	0	0	0	0	0	0	0	0	0	0	0	0	0	0	0	.278
Apr 07	ST. JOHN'S	pr	0	0	0	0	0	0	0	0	0	1	0	0	0	0	0	0	0	0	.278
Apr 09	ST. JOHN'S	ph	1	0	0	0	0	0	0	0	0	0	0	0	0	0	1	0	0	0	.263
Apr 14	BUTLER	pr	0	0	0	0	0	0	0	0	0	0	0	0	0	0	0	0	0	0	.263
Apr 16	BUTLER	of	0	0	0	0	0	0	0	0	0	0	0	0	0	0	0	0	0	0	.263
Apr 21	at Creighton	of	0	0	0	0	0	0	0	0	0	0	0	0	0	0	0	0	0	0	.263
Apr 22	at Creighton	ph	1	1	1	0	0	0	0	0	0	0	0	0	0	0	0	0	0	0	.300
Apr 23	at Creighton	*of	0	0	0	0	0	0	0	0	0	0	0	0	0	0	0	1	0	0	.300
Apr 28	at DePaul	*of	0	0	0	0	0	0	0	0	0	0	0	0	0	0	0	0	0	0	.300
Apr 29	at DePaul	pr	0	0	0	0	0	0	0	0	0	0	0	0	0	0	0	0	0	0	.300
May 07	SAINT PETER'S	ph/of	1	1	1	0	1	0	0	0	0	0	0	0	0	0	0	0	0	0	.333
May 11	ST. JOHN'S	*of	0	0	0	0	0	0	0	0	0	0	0	0	0	0	0	0	0	0	.333
May 12	VILLANOVA	*of/dh	1	0	0	0	0	0	0	0	0	0	0	0	0	0	1	0	0	0	.318
Totals		14gs	22	7	7	3	1	0	0	1	1	1	0	1	1	0	8	15	0	0	.318

On base pct. .333 • Slugging pct. .364

Individual Game-By-Game

2023 UConn Softball Individual Game-by-Game for UConn (as of Jan 15, 2024)

#4 Benson, Lauren - 34 games (All games)

Date	Opponent	Pos	AB	R	H	RBI	2B	3B	HR	BB	SB	CS	HBP	SAC	SF	GDP	K	PO	A	E	Avg
Feb 10	at Georgia Tech-2	*c	3	0	0	0	0	0	0	0	0	0	0	0	0	0	0	3	0	0	.000
Feb 17	vs Bowling Green	*c	1	1	0	1	0	0	0	3	0	0	0	0	0	0	0	3	0	0	.000
Feb 18	at Florida	*c	1	1	1	1	1	0	0	2	0	0	0	0	0	0	0	5	1	0	.200
Feb 19	vs Bowling Green	*c	2	0	0	0	0	0	0	1	0	0	0	0	0	0	1	4	0	0	.143
Feb 24	at UNC Greensboro	*c	2	0	1	0	0	0	0	1	0	0	0	0	0	0	0	11	0	0	.222
Feb 25	vs Delaware	*c	2	0	2	1	1	0	0	1	0	0	0	0	1	0	0	5	0	1	.364
Feb 26	vs Indiana	*c	3	0	0	0	0	0	0	0	0	0	0	0	0	0	0	4	0	0	.286
Mar 04	at Liberty	*c	2	0	0	0	0	0	0	0	0	0	0	0	0	0	0	4	0	0	.250
Mar 05	vs Iona-2	*c	2	0	1	1	0	0	0	0	0	0	0	0	0	0	0	7	0	0	.278
Mar 10	SETON HALL	ph	1	0	0	0	0	0	0	0	0	0	0	0	0	0	0	0	0	0	.263
Mar 12	SETON HALL	*c	2	0	0	0	0	0	0	0	1	0	0	0	0	0	2	8	0	1	.238
Mar 18	at Providence-1	*c	2	0	1	0	0	0	0	0	0	0	0	1	0	0	0	8	1	0	.261
Mar 24	GEORGETOWN	ph	0	0	0	0	0	0	0	0	0	0	0	1	0	0	0	0	0	0	.261
Mar 26	GEORGETOWN	*c	1	0	0	0	0	0	0	0	0	0	0	1	0	0	0	3	2	0	.250
Apr 01	at Villanova	*c	3	2	1	0	0	0	0	0	0	0	0	0	0	0	0	6	0	0	.259
Apr 02	at Villanova	c	0	0	0	0	0	0	0	0	0	0	0	0	0	0	0	2	0	0	.259
Apr 04	FAIRFIELD	ph/c	1	0	0	0	0	0	0	0	0	0	0	0	0	0	0	0	0	0	.250
Apr 05	UMASS	c	1	0	0	0	0	0	0	0	0	0	0	0	0	0	0	6	0	0	.241
Apr 07	ST. JOHN'S	c	0	0	0	0	0	0	0	0	0	0	0	0	0	0	0	1	0	0	.241
Apr 08	ST. JOHN'S	c	1	0	0	0	0	0	0	0	0	0	0	0	0	0	1	3	0	0	.233
Apr 11	at Boston College	c	1	1	0	0	0	0	0	0	0	0	0	0	0	0	0	3	1	0	.226
Apr 14	BUTLER	c	0	0	0	0	0	0	0	0	0	0	0	0	0	0	0	2	0	0	.226
Apr 15	BUTLER	c	0	0	0	0	0	0	0	0	0	0	0	1	0	0	0	4	0	0	.226
Apr 16	BUTLER	c	0	0	0	0	0	0	0	0	0	0	0	0	0	0	0	1	0	0	.226
Apr 21	at Creighton	*c	0	0	0	0	0	0	0	0	0	0	0	0	0	0	0	2	0	0	.226
Apr 22	at Creighton	*c	1	1	1	2	0	0	1	1	0	0	0	1	1	0	0	6	0	0	.250
Apr 23	at Creighton	c	0	0	0	0	0	0	0	0	0	0	0	0	0	0	0	4	0	0	.250
Apr 28	at DePaul	c	2	0	1	0	0	0	0	0	0	0	0	0	0	0	0	7	1	0	.265
Apr 29	at DePaul	*c	2	0	0	0	0	0	0	0	0	0	0	1	0	0	0	4	0	0	.250
Apr 30	at DePaul	c	1	1	1	1	0	0	0	0	0	0	0	0	0	0	0	0	0	0	.270
May 07	SAINT PETER'S	ph/c	0	0	0	0	0	0	0	1	0	0	0	0	0	0	0	0	0	0	.270
May 11	ST. JOHN'S	ph/c	1	0	1	0	0	0	0	0	0	0	0	0	0	0	0	2	0	0	.289
May 12	at Seton Hall	*c	2	0	0	0	0	0	0	1	0	0	0	0	0	0	0	7	0	0	.275
May 12	VILLANOVA	ph/c	2	0	1	0	0	0	0	0	0	0	0	0	0	0	0	6	0	0	.286
Totals		16gs	42	7	12	7	2	0	1	11	1	0	0	6	2	0	4	131	6	2	.286

On base pct. .418 • Slugging pct. .405

Individual Game-By-Game

2023 UConn Softball Individual Game-by-Game for UConn (as of Jan 15, 2024)

#22 Coupal, Haley - 31 games (All games)

Date	Opponent	Pos	AB	R	H	RBI	2B	3B	HR	BB	SB	CS	HBP	SAC	SF	GDP	K	PO	A	E	Avg
Feb 10	at Georgia Tech-2	*3b	3	0	1	0	0	0	0	0	0	0	0	0	0	0	1	2	0	0	.333
Feb 11	vs North Texas	*3b	2	0	0	0	0	0	0	0	0	0	0	0	0	0	1	1	0	0	.200
Feb 17	vs Bowling Green	*3b	3	1	1	3	1	0	0	0	1	0	0	0	0	0	0	0	2	0	.250
Feb 18	at Florida	*3b	2	0	0	0	0	0	0	0	0	0	0	0	0	0	0	1	2	0	.200
Feb 18	vs Central Michigan	3b	1	0	0	0	0	0	0	0	0	0	0	0	0	0	0	1	0	1	.182
Feb 19	vs Bowling Green	pr	0	1	0	0	0	0	0	0	0	0	0	0	0	0	0	0	0	0	.182
Feb 24	at UNC Greensboro	ph	1	0	0	0	0	0	0	0	0	0	0	0	0	0	0	0	0	0	.167
Feb 25	vs Delaware	*3b	2	0	1	1	0	0	0	2	0	0	0	0	0	0	1	1	1	0	.214
Mar 04	vs Radford	*3b	1	1	1	1	0	0	0	0	1	0	0	1	0	0	0	0	1	1	.267
Mar 05	vs Iona-1	*3b	3	0	1	2	0	0	0	0	1	0	0	0	0	0	0	1	1	0	.278
Mar 10	SETON HALL	*3b	1	1	1	1	1	0	0	1	1	0	0	0	0	0	0	0	2	0	.316
Mar 12	SETON HALL	*3b	2	0	0	0	0	0	0	0	0	0	0	0	0	0	2	2	0	0	.286
Mar 18	at Providence-1	2b	0	0	0	0	0	0	0	0	0	0	0	0	0	0	0	1	0	0	.286
Mar 18	at Providence-2	*2b	2	3	1	0	0	0	0	1	0	0	1	0	0	0	0	0	1	0	.304
Mar 21	BOSTON COLLEGE	*3b	1	2	0	1	0	0	0	1	0	0	1	0	0	0	0	0	2	0	.292
Mar 24	GEORGETOWN	*3b	2	0	0	0	0	0	0	1	0	0	0	0	0	0	1	1	1	0	.269
Mar 29	at Boston University	*3b	2	0	2	0	0	0	0	0	0	0	0	1	0	0	0	0	0	0	.321
Apr 01	at Villanova	ph	1	0	0	0	0	0	0	0	0	0	0	0	0	0	0	0	0	0	.310
Apr 02	at Villanova	ph/dh	2	0	1	0	0	0	0	0	0	0	0	0	0	0	0	0	0	0	.323
Apr 04	FAIRFIELD	*3b	2	2	2	2	1	0	0	1	0	0	0	0	0	0	0	2	0	0	.364
Apr 05	UMASS	ph/3b	0	0	0	0	0	0	0	1	0	0	0	0	0	0	0	0	0	0	.364
Apr 07	ST. JOHN'S	ph	1	0	0	0	0	0	0	0	0	0	0	0	0	0	1	0	0	0	.353
Apr 08	ST. JOHN'S	*dh	2	0	0	0	0	0	0	0	0	0	0	0	0	0	1	0	0	0	.333
Apr 11	at Boston College	*3b	3	0	1	0	0	0	0	0	0	0	0	0	0	0	0	0	2	0	.333
Apr 16	BUTLER	ph/dh	0	0	0	0	0	0	0	0	0	0	0	1	0	0	0	0	0	0	.333
Apr 23	at Creighton	ph	0	0	0	1	0	0	0	0	0	0	1	0	0	0	0	0	0	0	.333
Apr 28	at DePaul	ph/2b	1	0	0	0	0	0	0	0	0	0	0	0	0	0	0	0	1	0	.325
Apr 29	at DePaul	pr	0	0	0	0	0	0	0	0	0	0	0	0	0	0	0	0	0	0	.325
Apr 30	at DePaul	2b	1	0	0	0	0	0	0	0	0	0	0	0	0	0	0	0	1	0	.317
May 12	at Seton Hall	2b	2	1	1	0	0	0	0	0	0	0	0	0	0	0	1	0	2	0	.326
May 12	VILLANOVA	*2b	3	0	0	0	0	0	0	0	0	0	0	0	0	0	1	0	1	0	.304
Totals		17gs	46	12	14	12	3	0	0	8	4	0	3	3	0	0	10	13	20	2	.304

On base pct. .439 • Slugging pct. .370

Individual Game-By-Game

2023 UConn Softball Individual Game-by-Game for UConn (as of Jan 15, 2024)

#10 Garcia, Rosie - 41 games (All games)

Date	Opponent	Pos	AB	R	H	RBI	2B	3B	HR	BB	SB	CS	HBP	SAC	SF	GDP	K	PO	A	E	Avg
Feb 10	at Georgia Tech-1	*3b	3	0	0	0	0	0	0	0	0	0	0	0	0	0	1	1	2	0	.000
Feb 11	vs North Texas	*dh	2	0	1	0	0	0	0	0	0	0	0	0	0	0	1	0	0	0	.200
Feb 17	at Florida	*3b	2	0	0	0	0	0	0	0	0	0	0	0	0	0	0	1	0	0	.143
Feb 18	at Florida	ph/3b	2	0	0	0	0	0	0	0	0	0	0	0	0	0	2	1	0	0	.111
Feb 18	vs Central Michigan	*3b	2	0	0	0	0	0	0	0	0	0	0	0	0	0	0	1	3	0	.091
Feb 19	vs Bowling Green	*3b	4	0	2	2	0	1	0	0	0	0	0	0	0	0	0	1	2	2	.200
Feb 24	at UNC Greensboro	*3b	2	0	0	0	0	0	0	0	0	0	0	0	0	0	0	1	0	0	.176
Feb 25	vs Delaware	ph	1	0	0	0	0	0	0	0	0	0	0	0	0	0	0	0	0	0	.167
Feb 25	at UNC Greensboro	*3b	2	1	1	0	0	0	0	1	0	0	0	0	0	0	0	2	1	0	.200
Feb 26	vs Indiana	*3b	3	0	0	0	0	0	0	0	0	0	0	0	0	0	0	2	0	0	.174
Mar 04	at Liberty	*3b	1	0	0	0	0	0	0	0	0	0	0	0	0	0	0	2	0	0	.167
Mar 05	vs Iona-2	*3b	3	1	1	0	1	0	0	0	0	0	0	0	0	0	1	3	3	0	.185
Mar 12	SETON HALL	*3b	3	1	1	0	0	0	0	1	2	0	0	0	0	0	1	1	0	0	.200
Mar 12	SETON HALL	ph/3b	1	1	1	4	0	0	1	1	0	0	0	0	0	0	0	0	1	0	.226
Mar 17	at Providence	*3b	3	2	2	0	1	0	0	1	0	0	0	0	0	0	0	2	1	0	.265
Mar 18	at Providence-1	*3b	2	0	0	0	0	0	0	1	0	0	0	0	0	0	0	0	1	0	.250
Mar 18	at Providence-2	*3b	4	0	0	0	0	0	0	0	0	0	0	0	0	0	1	2	0	0	.225
Mar 24	GEORGETOWN	*3b	3	0	0	0	0	0	0	0	0	0	0	0	0	0	0	1	1	1	.209
Mar 24	GEORGETOWN	*dh	3	1	2	3	1	0	0	0	0	1	1	0	0	0	0	0	0	0	.239
Mar 26	GEORGETOWN	*3b	4	0	0	0	0	0	0	0	0	0	0	0	0	0	0	1	2	0	.220
Mar 29	at Boston University	ph	1	0	1	0	0	0	0	0	0	0	0	0	0	0	0	0	0	0	.235
Mar 31	at Villanova	*3b	4	1	1	1	0	0	1	0	0	0	0	0	0	0	0	1	2	0	.236
Apr 01	at Villanova	*3b	3	0	1	1	0	0	0	0	0	0	0	0	0	0	0	2	0	0	.241
Apr 02	at Villanova	*3b	3	0	1	0	0	0	0	0	0	0	0	0	0	0	0	0	1	0	.246
Apr 05	UMASS	*3b	2	0	1	0	0	0	0	0	0	0	0	0	0	0	0	2	2	0	.254
Apr 07	ST. JOHN'S	*3b	3	0	0	0	0	0	0	0	0	0	0	0	0	0	0	1	1	0	.242
Apr 08	ST. JOHN'S	*3b	3	0	1	2	0	1	0	0	0	0	0	0	0	0	0	1	1	0	.246
Apr 09	ST. JOHN'S	*3b	2	0	1	0	0	0	0	0	0	0	1	0	0	0	0	0	3	0	.254
Apr 14	BUTLER	*3b	2	1	1	0	0	0	0	1	0	0	0	0	0	0	1	1	1	0	.260
Apr 15	BUTLER	*3b	3	1	2	1	0	0	0	0	1	0	0	0	0	0	0	1	0	0	.276
Apr 16	BUTLER	*3b	3	1	1	0	0	0	0	0	0	0	0	0	0	0	0	3	3	0	.278
Apr 21	at Creighton	*3b	3	1	1	0	0	0	0	0	0	1	0	0	0	0	1	3	3	0	.280
Apr 22	at Creighton	*3b	3	1	2	0	0	0	0	1	1	0	1	0	0	0	0	2	2	0	.294
Apr 23	at Creighton	*3b	2	0	1	1	0	0	0	1	0	0	1	0	0	0	0	2	1	0	.299
Apr 28	at DePaul	*3b	3	0	0	1	0	0	0	1	0	0	0	0	0	0	1	1	0	0	.289
Apr 29	at DePaul	*3b	2	1	0	0	0	0	0	1	1	0	0	0	0	0	0	4	2	0	.283
Apr 30	at DePaul	*3b	3	0	0	0	0	0	0	0	0	0	0	0	0	0	0	5	3	0	.274
May 07	SAINT PETER'S	*3b	4	1	1	0	0	0	0	0	0	0	0	0	0	0	0	0	1	0	.273
May 11	ST. JOHN'S	*3b	3	0	1	1	0	0	0	0	1	0	0	0	0	0	0	1	1	0	.275
May 12	at Seton Hall	*3b	3	1	1	0	1	0	0	0	0	0	0	0	0	0	0	1	0	0	.276
May 12	VILLANOVA	*3b	2	0	1	2	0	0	0	0	0	1	0	0	0	0	0	1	1	1	.280
Totals		37gs	107	16	30	19	4	2	2	10	6	1	6	0	0	0	10	54	45	4	.280

On base pct. .374 • Slugging pct. .411

Individual Game-By-Game

2023 UConn Softball Individual Game-by-Game for UConn (as of Jan 15, 2024)

#14 Hastings, Lexi - 49 games (All games)

Date	Opponent	Pos	AB	R	H	RBI	2B	3B	HR	BB	SB	CS	HBP	SAC	SF	GDP	K	PO	A	E	Avg
Feb 10	at Georgia Tech-1	*of	2	2	0	0	0	0	0	2	0	0	0	0	0	0	1	2	0	0	.000
Feb 10	at Georgia Tech-2	*of	3	0	0	0	0	0	0	0	0	0	0	0	0	0	3	1	0	0	.000
Feb 11	vs North Texas	*of	3	0	0	0	0	0	0	0	0	0	0	0	0	0	2	6	0	0	.000
Feb 17	vs Bowling Green	*of	3	0	0	0	0	0	0	0	0	0	0	0	0	0	1	1	0	0	.000
Feb 17	at Florida	*of	2	1	0	0	0	0	0	0	1	0	0	0	0	0	0	1	0	0	.000
Feb 18	at Florida	*of	4	1	1	0	0	0	0	0	0	0	0	0	0	0	0	2	0	0	.059
Feb 18	vs Central Michigan	*of	2	0	0	0	0	0	0	0	0	0	0	0	0	0	1	0	0	0	.053
Feb 19	vs Bowling Green	of	1	0	1	1	0	0	0	1	1	0	0	0	0	0	0	1	0	0	.100
Feb 24	at UNC Greensboro	*of	3	0	0	0	0	0	0	0	0	0	0	0	0	0	1	1	0	0	.087
Feb 25	vs Delaware	*of	3	0	1	1	0	0	0	0	0	0	0	0	0	0	2	1	0	0	.115
Feb 25	at UNC Greensboro	*of	2	0	0	0	0	0	0	0	1	0	0	1	0	0	1	0	0	0	.107
Feb 26	vs Indiana	*of	3	0	1	0	0	0	0	0	0	0	0	0	0	0	0	1	0	0	.129
Mar 04	at Liberty	*of	2	0	1	0	0	0	0	0	0	0	0	0	0	0	0	0	0	0	.152
Mar 04	vs Radford	*of	2	0	0	0	0	0	0	1	1	0	0	0	0	0	0	2	0	0	.143
Mar 05	vs Iona-1	*of	3	0	1	0	0	0	0	0	1	0	0	1	0	0	1	3	0	0	.158
Mar 05	vs Iona-2	*of	2	2	1	1	0	0	0	2	1	0	0	0	0	0	1	0	0	0	.175
Mar 10	SETON HALL	*of	2	1	1	0	0	0	0	1	2	0	0	0	0	0	1	0	0	0	.190
Mar 12	SETON HALL	*of	4	0	3	0	1	0	0	0	2	0	0	0	0	0	0	2	0	0	.239
Mar 12	SETON HALL	*of	2	2	0	0	0	0	0	2	2	0	0	0	0	0	1	4	0	0	.229
Mar 17	at Providence	*of	3	1	1	1	0	0	0	2	4	0	0	0	0	0	1	0	0	0	.235
Mar 18	at Providence-1	*of	1	1	0	0	0	0	0	1	1	0	0	1	0	0	0	0	0	0	.231
Mar 18	at Providence-2	*of	3	3	2	5	1	0	1	2	1	0	0	0	0	0	0	4	0	0	.255
Mar 21	BOSTON COLLEGE	*of/of	3	3	1	1	0	0	0	1	0	0	0	0	0	0	1	0	1	0	.259
Mar 24	GEORGETOWN	*of	4	2	3	3	0	0	1	0	1	0	0	0	0	0	0	0	0	0	.290
Mar 24	GEORGETOWN	*of/of	3	2	1	0	0	0	0	1	1	0	0	0	0	0	1	3	0	0	.292
Mar 26	GEORGETOWN	*of/of	3	0	0	0	0	0	0	1	0	0	0	0	0	0	0	4	1	0	.279
Mar 29	at Boston University	*of	1	0	1	0	0	0	0	2	0	0	0	0	0	0	0	1	0	0	.290
Mar 31	at Villanova	*of	4	3	3	1	0	0	0	0	0	0	0	0	0	0	1	2	0	0	.315
Apr 01	at Villanova	*of/of	4	1	1	3	0	0	1	0	1	0	0	0	0	0	2	0	0	0	.312
Apr 02	at Villanova	*of/of	3	1	1	0	0	0	0	0	0	0	0	0	0	0	0	4	0	0	.312
Apr 04	FAIRFIELD	*of	2	2	1	0	0	0	0	1	1	0	0	0	0	0	1	1	0	0	.317
Apr 05	UMASS	*of	3	2	2	0	1	0	0	0	0	0	0	0	0	0	1	0	0	0	.329
Apr 07	ST. JOHN'S	*of	4	0	3	1	1	0	0	0	1	0	0	0	0	0	1	0	0	0	.348
Apr 08	ST. JOHN'S	*of/of	2	1	1	0	0	0	0	1	2	0	0	0	0	0	1	1	0	0	.352
Apr 09	ST. JOHN'S	*of	3	1	1	0	0	0	0	1	2	0	0	0	0	0	2	2	0	0	.351
Apr 11	at Boston College	*of	4	1	2	3	0	1	1	0	0	0	0	0	0	0	1	2	0	0	.357
Apr 14	BUTLER	*of	4	1	3	0	0	0	0	0	0	1	0	0	0	0	0	2	0	0	.373
Apr 15	BUTLER	*of	4	0	0	0	0	0	0	0	0	0	0	0	0	0	1	1	0	0	.358
Apr 16	BUTLER	*of	3	1	1	0	1	0	0	1	0	0	0	0	0	0	2	1	0	0	.358
Apr 21	at Creighton	*of	4	2	3	3	0	0	2	0	0	0	0	0	0	0	0	0	0	0	.372
Apr 22	at Creighton	*of	1	3	0	0	0	0	0	4	3	0	0	0	0	0	1	1	0	0	.368
Apr 23	at Creighton	*of	5	3	4	2	1	0	0	0	1	0	0	0	0	0	1	0	0	0	.387
Apr 28	at DePaul	*of	2	1	0	0	0	0	0	2	1	0	0	0	0	0	1	1	0	0	.380
Apr 29	at DePaul	*of	4	1	2	0	0	0	0	0	2	0	0	0	0	0	0	0	0	0	.384
Apr 30	at DePaul	*of	4	1	3	1	0	0	0	0	1	0	0	0	0	0	0	1	0	0	.395
May 07	SAINT PETER'S	*of	3	2	3	0	1	0	0	0	1	0	0	0	0	0	0	0	0	0	.409
May 11	ST. JOHN'S	*of	4	1	2	0	0	0	0	0	2	1	0	0	0	0	0	0	0	0	.412
May 12	at Seton Hall	*of	4	2	2	0	0	0	0	0	1	0	0	0	0	0	0	0	0	0	.414
May 12	VILLANOVA	*of	4	0	1	0	0	0	0	0	1	0	0	0	0	0	1	1	0	0	.410
Totals		48gs	144	51	59	27	7	1	6	29	40	2	0	3	0	0	36	60	2	0	.410

On base pct. .509 • Slugging pct. .597

Individual Game-By-Game

2023 UConn Softball Individual Game-by-Game for UConn (as of Jan 15, 2024)

#17 Jenkins, Grace - 49 games (All games)

Date	Opponent	Pos	AB	R	H	RBI	2B	3B	HR	BB	SB	CS	HBP	SAC	SF	GDP	K	PO	A	E	Avg
Feb 10	at Georgia Tech-1	*c	4	1	2	4	0	0	1	0	0	0	0	0	0	0	1	7	1	0	.500
Feb 10	at Georgia Tech-2	*1b	2	0	0	0	0	0	0	1	0	0	0	0	0	0	1	3	0	0	.333
Feb 11	vs North Texas	*c	3	1	1	1	0	0	1	0	0	0	0	0	0	0	0	3	0	0	.333
Feb 17	vs Bowling Green	*1b	4	3	3	3	1	0	2	0	0	0	0	0	0	0	0	6	0	0	.462
Feb 17	at Florida	*c	3	0	0	0	0	0	0	0	0	0	0	0	0	0	0	3	0	1	.375
Feb 18	at Florida	*1b	3	0	3	1	2	0	0	1	0	0	0	0	0	0	0	3	0	0	.474
Feb 18	vs Central Michigan	*c	3	0	1	0	0	0	0	0	0	0	0	0	0	0	1	2	0	0	.455
Feb 19	vs Bowling Green	*1b	4	1	1	0	0	0	0	0	0	0	0	0	0	0	1	9	0	0	.423
Feb 24	at UNC Greensboro	*1b	3	1	1	0	0	0	0	0	0	0	0	0	0	0	0	1	0	0	.414
Feb 25	vs Delaware	*1b	3	1	0	0	0	0	0	0	0	0	1	0	0	0	0	5	0	1	.375
Feb 25	at UNC Greensboro	*c	3	0	0	0	0	0	0	0	0	0	1	0	0	0	1	14	0	0	.343
Feb 26	vs Indiana	*1b	3	2	2	1	0	0	1	0	0	0	0	0	0	0	0	6	0	0	.368
Mar 04	at Liberty	*1b	3	0	0	0	0	0	0	0	0	0	0	0	0	0	2	5	0	0	.341
Mar 04	vs Radford	*c	1	1	0	1	0	0	0	2	1	0	0	0	0	0	0	3	1	0	.333
Mar 05	vs Iona-1	*c	4	1	3	1	2	0	0	0	0	0	0	0	0	0	0	8	0	0	.370
Mar 05	vs Iona-2	*1b/dh	3	2	2	0	1	0	0	1	1	0	0	0	0	0	0	6	0	0	.388
Mar 10	SETON HALL	*c	3	1	0	0	0	0	0	0	0	0	0	0	0	0	1	4	0	0	.365
Mar 12	SETON HALL	*1b	2	0	0	0	0	0	0	0	0	0	2	0	0	0	1	2	0	0	.352
Mar 12	SETON HALL	*c	3	2	2	1	0	0	0	0	1	0	0	0	1	0	0	2	0	0	.368
Mar 17	at Providence	*c	5	1	0	1	0	0	0	0	0	0	0	0	0	0	0	12	0	2	.339
Mar 18	at Providence-1	*1b/dh	2	0	1	0	1	0	0	1	0	0	0	0	0	0	0	3	0	0	.344
Mar 18	at Providence-2	*c	3	0	1	3	0	0	0	1	0	0	0	0	1	0	0	7	1	0	.343
Mar 21	BOSTON COLLEGE	*c	2	0	0	1	0	0	0	2	0	0	0	0	0	0	0	5	0	0	.333
Mar 24	GEORGETOWN	*c	3	0	1	2	0	0	0	0	0	0	0	0	0	0	0	7	0	0	.333
Mar 24	GEORGETOWN	*c	3	0	2	1	0	0	0	1	0	0	0	0	0	0	0	2	0	0	.347
Mar 26	GEORGETOWN	*dh/c	3	1	1	0	0	0	0	0	0	0	1	0	0	0	0	1	0	0	.346
Mar 29	at Boston University	*c	3	0	0	0	0	0	0	0	0	0	0	0	0	0	1	7	0	0	.333
Mar 31	at Villanova	*c	4	0	1	0	0	0	0	0	0	0	0	0	0	0	0	7	0	0	.329
Apr 01	at Villanova	*dh	3	1	2	0	0	0	0	1	1	0	0	0	0	0	1	0	0	0	.341
Apr 02	at Villanova	*c	3	0	0	0	0	0	0	0	0	0	0	0	0	0	0	7	0	0	.330
Apr 04	FAIRFIELD	*c	3	2	2	3	1	0	0	0	1	0	0	0	0	0	0	5	0	0	.340
Apr 05	UMASS	*c/dh	3	0	1	3	0	0	0	0	0	0	0	0	0	0	0	5	0	0	.340
Apr 07	ST. JOHN'S	*c	3	0	0	0	0	0	0	0	0	0	0	0	0	0	1	7	0	0	.330
Apr 08	ST. JOHN'S	*c/dh	1	1	0	0	0	0	0	2	0	0	0	0	0	0	0	4	0	0	.327
Apr 09	ST. JOHN'S	*c	4	1	2	2	1	0	0	0	0	0	0	0	0	0	0	8	1	0	.333
Apr 11	at Boston College	*c/1b	3	0	0	0	0	0	0	1	0	0	0	0	0	0	3	6	0	0	.324
Apr 14	BUTLER	*c/dh	2	0	1	1	0	0	0	1	0	0	1	0	0	0	0	6	0	0	.327
Apr 15	BUTLER	*c/dh	3	1	2	2	2	0	0	1	0	0	0	0	0	0	0	4	0	0	.336
Apr 16	BUTLER	*c/1b	2	0	0	0	0	0	0	1	0	0	0	0	0	0	1	5	0	0	.330
Apr 21	at Creighton	*c/dh	4	1	2	0	2	0	0	0	0	0	0	0	0	0	1	3	0	0	.336
Apr 22	at Creighton	*dh	3	1	2	3	0	0	0	2	0	0	0	0	0	0	0	0	0	0	.344
Apr 23	at Creighton	*c/dh	4	0	1	1	0	0	0	0	0	0	0	0	1	0	1	2	0	0	.341
Apr 28	at DePaul	*c/dh	1	0	0	0	0	0	0	3	0	0	0	0	0	0	1	6	0	0	.339
Apr 29	at DePaul	*dh	3	0	2	1	1	0	0	0	0	0	0	0	0	0	0	0	0	0	.346
Apr 30	at DePaul	*c/dh	3	0	1	2	1	0	0	0	0	0	0	0	0	0	0	3	0	0	.346
May 07	SAINT PETER'S	*c	3	1	3	2	2	0	0	0	0	0	0	0	0	0	0	8	1	0	.360
May 11	ST. JOHN'S	*c/dh	2	0	0	1	0	0	0	0	0	0	0	0	1	0	0	12	0	0	.355
May 12	at Seton Hall	*dh	3	0	1	2	0	0	0	0	0	0	0	0	1	0	1	0	0	0	.355
May 12	VILLANOVA	*c/1b	4	1	1	0	0	0	0	0	0	0	0	0	0	0	1	7	0	0	.352
Totals		49gs	145	29	51	44	17	0	5	22	5	0	6	0	5	0	21	241	5	4	.352

On base pct. .444 • Slugging pct. .572

Individual Game-By-Game

2023 UConn Softball Individual Game-By-Game for UConn (as of Jan 15, 2024)

#7 Jenkins, Hope - 35 games (All games)

Date	Opponent	Pos	AB	R	H	RBI	2B	3B	HR	BB	SB	CS	HBP	SAC	SF	GDP	K	PO	A	E	Avg
Feb 10	at Georgia Tech-1	*dh/p	3	0	1	1	0	0	0	0	0	0	0	0	1	0	0	0	0	0	.333
Feb 10	at Georgia Tech-2	*dh	3	0	1	1	1	0	0	0	0	0	0	0	0	0	2	0	0	0	.333
Feb 11	vs North Texas	*p	2	0	0	0	0	0	0	0	0	0	0	0	0	0	1	0	0	0	.250
Feb 17	vs Bowling Green	*dh/p	3	2	3	2	1	0	0	0	0	0	0	0	0	0	0	0	0	0	.455
Feb 17	at Florida	*dh/p	2	0	0	0	0	0	0	0	0	0	0	0	0	0	1	0	0	0	.385
Feb 18	at Florida	*p/dh	4	0	0	0	0	0	0	0	0	0	0	0	0	0	1	0	3	0	.294
Feb 18	vs Central Michigan	*dh/p	2	0	0	0	0	0	0	0	0	0	0	0	0	0	0	0	0	0	.263
Feb 19	vs Bowling Green	*p/dh	2	1	1	1	0	0	0	1	0	0	0	0	1	0	0	0	1	0	.286
Feb 24	at UNC Greensboro	*dh/p	3	0	0	0	0	0	0	0	0	0	0	0	0	1	0	0	0	0	.250
Feb 25	vs Delaware	*dh/p	3	1	2	0	0	0	0	1	0	0	0	0	0	0	0	0	0	0	.296
Feb 26	vs Indiana	*p/dh	3	0	1	0	0	0	0	0	0	0	0	0	0	0	0	0	0	0	.300
Mar 04	at Liberty	*dh/p	3	0	0	0	0	0	0	0	0	0	0	0	0	0	0	0	0	0	.273
Mar 04	vs Radford	*p	3	0	0	0	0	0	0	0	0	0	0	0	0	0	0	0	1	0	.250
Mar 12	SETON HALL	p	0	0	0	0	0	0	0	1	0	0	0	0	0	0	0	0	1	0	.250
Mar 17	at Providence	ph/dh	1	0	0	0	0	0	0	0	0	0	0	0	0	0	1	0	0	0	.243
Mar 18	at Providence-2	*p	5	0	1	0	0	0	0	0	0	0	0	0	0	0	0	0	0	0	.238
Mar 21	BOSTON COLLEGE	*p/dh	3	0	1	0	0	0	0	0	0	0	0	0	0	0	1	0	0	0	.244
Mar 24	GEORGETOWN	*p	0	0	0	0	0	0	0	0	0	0	0	0	0	0	0	0	1	0	.244
Mar 29	at Boston University	*p	2	0	0	0	0	0	0	1	0	0	0	0	0	0	0	0	1	0	.234
Mar 31	at Villanova	*p	4	0	1	0	0	0	0	0	0	0	0	0	0	0	0	1	1	0	.235
Apr 02	at Villanova	*p/dh	1	0	0	0	0	0	0	0	0	0	0	0	0	0	0	0	0	0	.231
Apr 04	FAIRFIELD	*p/ph	0	0	0	0	0	0	0	1	0	0	0	0	0	0	0	1	0	0	.231
Apr 05	UMASS	ph	1	0	0	0	0	0	0	0	0	0	0	0	0	0	1	0	0	0	.226
Apr 07	ST. JOHN'S	*p	3	0	1	0	0	0	0	0	0	0	0	0	0	0	0	0	2	0	.232
Apr 09	ST. JOHN'S	*p	2	0	1	1	0	0	0	0	0	0	0	0	1	0	0	0	0	0	.241
Apr 11	at Boston College	*dh/p	3	0	0	0	0	0	0	0	0	0	0	0	0	0	0	0	0	0	.230
Apr 14	BUTLER	*p	3	0	1	0	0	0	0	0	0	0	0	0	0	0	0	1	1	0	.234
Apr 15	BUTLER	*dh	2	0	1	1	0	0	0	0	0	0	0	0	0	0	0	0	0	0	.242
Apr 16	BUTLER	*dh/ph	2	1	1	0	1	0	0	1	0	0	0	0	0	0	0	0	0	0	.250
Apr 21	at Creighton	*p	3	0	0	1	0	0	0	1	0	0	0	0	0	0	0	0	1	0	.239
Apr 23	at Creighton	*p	3	2	1	1	0	0	1	1	0	0	0	0	0	0	1	0	3	0	.243
Apr 28	at DePaul	*p/dh	3	0	2	0	0	0	0	0	0	0	0	0	0	0	0	0	0	0	.260
Apr 30	at DePaul	*dh	2	0	0	0	0	0	0	0	0	0	0	0	0	0	0	0	0	0	.253
May 07	SAINT PETER'S	*p	3	0	1	2	1	0	0	0	0	0	0	0	0	0	0	0	1	0	.256
May 11	ST. JOHN'S	*p/dh	2	0	0	0	0	0	0	0	0	0	0	0	0	0	1	0	0	0	.250
Totals		32gs	84	7	21	11	4	0	1	8	0	0	0	0	3	1	10	3	17	0	.250

On base pct. .305 • Slugging pct. .333

Individual Game-By-Game

2023 UConn Softball Individual Game-by-Game for UConn (as of Jan 15, 2024)

#7 Jenkins, Hope - 34 appearances (All games)

Date	Opponent	GS	IP	H	R	ER	BB	SO	2B	3B	HR	WP	BK	HBP	IBB	Score	W-L	Sv	ERA	NP
Feb 10	at Georgia Tech-1		5.0	4	2	2	3	4	0	1	1	0	0	0	0	6-5	1-0	0	3.60	86
Feb 11	vs North Texas	*	5.0	6	7	7	6	2	0	0	2	0	0	0	0	2-10	1-1	0	8.10	97
Feb 17	vs Bowling Green		1.0	0	0	0	0	3	0	0	0	0	0	0	0	13-1	1-1	0	7.36	13
Feb 17	at Florida		1.1	2	1	1	2	0	0	0	0	0	0	0	0	1-9	1-1	0	7.30	34
Feb 18	at Florida	*	4.0	5	2	2	2	2	2	0	0	1	0	0	0	3-4	1-1	0	6.61	68
Feb 18	vs Central Michigan		1.0	0	0	0	0	0	0	0	0	0	0	0	0	3-2	1-1	1	6.23	12
Feb 19	vs Bowling Green	*	3.2	5	3	3	2	3	1	0	0	0	0	0	0	5-4	1-1	1	6.43	79
Feb 24	at UNC Greensboro		4.2	2	1	1	1	6	0	0	1	0	0	1	0	3-1	2-1	1	5.61	75
Feb 25	vs Delaware		2.0	0	0	0	0	2	0	0	0	0	0	0	0	4-6	2-1	1	5.20	21
Feb 26	vs Indiana	*	4.0	4	0	0	1	2	1	0	0	0	0	2	0	5-0	3-1	1	4.55	80
Mar 04	at Liberty		4.0	4	2	2	0	3	0	0	0	0	0	0	0	0-3	3-1	1	4.54	62
Mar 04	vs Radford	*	5.0	1	0	0	1	3	1	0	0	0	0	0	0	8-0	4-1	1	3.98	70
Mar 05	vs Iona-2	*	5.0	5	3	3	2	5	2	1	0	0	0	0	0	8-3	5-1	1	4.14	78
Mar 10	SETON HALL	*	5.0	1	0	0	3	4	0	0	0	0	0	0	0	8-0	6-1	1	3.73	77
Mar 12	SETON HALL		4.1	3	2	2	1	3	0	0	1	0	0	0	0	1-3	6-1	1	3.76	66
Mar 18	at Providence-2	*	6.0	3	2	2	2	6	0	0	2	0	0	0	0	11-3	7-1	1	3.69	101
Mar 21	BOSTON COLLEGE	*	3.0	6	4	4	2	1	2	0	2	1	0	0	0	9-7	7-1	1	4.08	64
Mar 24	GEORGETOWN	*	6.0	6	5	4	0	1	2	0	1	0	0	1	0	7-6	7-1	1	4.24	79
Mar 29	at Boston University	*	6.0	3	1	1	1	7	0	0	1	0	0	0	0	0-1	7-2	1	4.03	86
Mar 31	at Villanova	*	7.0	6	5	5	4	7	2	0	3	0	0	0	0	9-5	8-2	1	4.23	123
Apr 02	at Villanova	*	0.0	1	0	0	1	0	0	0	0	0	0	0	0	1-0	8-2	1	4.23	10
Apr 04	FAIRFIELD	*	4.0	3	1	1	1	5	0	0	1	0	0	0	0	13-1	9-2	1	4.14	63
Apr 07	ST. JOHN'S	*	6.0	2	1	1	1	7	0	0	1	0	0	0	0	2-1	10-2	1	3.97	71
Apr 09	ST. JOHN'S	*	7.0	2	1	1	4	8	0	0	1	0	0	0	0	4-1	11-2	1	3.78	116
Apr 11	at Boston College		0.0	1	0	0	0	0	0	0	0	0	0	0	0	3-4	11-2	1	3.78	1
Apr 14	BUTLER	*	6.1	5	1	1	6	6	0	0	1	0	0	0	0	2-1	11-2	1	3.64	121
Apr 21	at Creighton	*	6.0	4	0	0	1	3	1	0	0	0	0	0	0	5-1	12-2	1	3.45	80
Apr 23	at Creighton	*	4.0	5	3	3	1	2	0	0	1	0	0	0	0	10-6	13-2	1	3.56	69
Apr 28	at DePaul	*	1.1	2	5	5	3	3	1	0	0	0	0	1	0	2-5	13-3	1	3.90	47
Apr 29	at DePaul		2.0	3	2	2	2	0	1	0	0	0	0	1	0	2-3	13-4	1	3.99	45
May 07	SAINT PETER'S	*	6.0	0	0	0	3	7	0	0	0	0	0	1	0	7-0	14-4	1	3.80	64
May 11	ST. JOHN'S	*	3.0	3	2	2	1	6	1	0	1	1	0	0	0	3-2	15-4	1	3.85	67
May 12	at Seton Hall		2.1	3	1	1	1	2	1	0	0	0	0	0	1	4-6	15-4	1	3.85	34
May 12	VILLANOVA	*	2.1	6	4	4	0	1	3	0	1	1	0	0	0	3-4	15-5	1	4.05	50
Totals		23	133.1	106	61	60	58	114	21	2	21	4	0	7	1	167-108	15-5	1	4.05	-

Individual Game-By-Game

2023 UConn Softball Individual Game-by-Game for UConn (as of Jan 15, 2024)

#12 Kibling, Kaitlyn - 46 games (All games)

Date	Opponent	Pos	AB	R	H	RBI	2B	3B	HR	BB	SB	CS	HBP	SAC	SF	GDP	K	PO	A	E	Avg
Feb 10	at Georgia Tech-1	*of	2	0	0	0	0	0	0	1	0	0	0	0	0	0	1	3	0	1	.000
Feb 10	at Georgia Tech-2	*of	2	0	0	0	0	0	0	0	0	0	0	0	0	0	2	2	0	0	.000
Feb 11	vs North Texas	*of	1	0	0	0	0	0	0	0	0	0	0	0	0	0	0	0	0	0	.000
Feb 17	vs Bowling Green	*of	2	1	0	0	0	0	0	1	0	0	0	0	0	0	1	0	0	0	.000
Feb 18	at Florida	*of	0	0	0	0	0	0	0	0	0	0	0	0	0	0	0	0	0	0	.000
Feb 18	vs Central Michigan	*of/of	2	0	0	0	0	0	0	0	0	0	0	0	0	0	1	4	0	0	.000
Feb 19	vs Bowling Green	*of	0	0	0	0	0	0	0	0	0	0	0	0	0	0	0	0	0	0	.000
Feb 24	at UNC Greensboro	*of	3	0	0	0	0	0	0	0	0	0	0	0	0	0	1	4	0	0	.000
Feb 25	vs Delaware	*of	1	0	0	0	0	0	0	0	0	0	0	0	0	0	1	0	0	0	.000
Feb 25	at UNC Greensboro	*of	3	1	1	0	0	0	0	0	0	0	0	0	0	0	1	2	0	0	.062
Feb 26	vs Indiana	*of	1	1	1	0	0	0	0	0	2	0	0	0	0	0	0	4	0	0	.118
Mar 04	at Liberty	*of	2	0	0	0	0	0	0	0	0	0	0	0	0	0	0	2	0	1	.105
Mar 05	vs Iona-1	*of	3	0	0	0	0	0	0	0	0	0	0	0	0	0	0	0	0	0	.091
Mar 10	SETON HALL	*of	1	1	0	0	0	0	0	1	1	0	0	0	0	0	1	1	0	0	.087
Mar 12	SETON HALL	ph/of	1	0	0	0	0	0	0	0	0	0	0	0	0	0	1	0	0	0	.083
Mar 12	SETON HALL	*of	3	1	1	0	0	0	0	1	1	0	0	0	0	0	0	3	0	0	.111
Mar 17	at Providence	*of	2	0	0	0	0	0	0	0	0	0	0	1	0	0	2	2	0	0	.103
Mar 18	at Providence-1	*of	2	1	0	0	0	0	0	1	0	0	0	0	0	0	1	1	0	0	.097
Mar 18	at Providence-2	pr	0	0	0	0	0	0	0	0	0	0	0	0	0	0	0	0	0	0	.097
Mar 21	BOSTON COLLEGE	*of	0	0	0	0	0	0	0	0	0	0	0	0	0	0	0	2	0	0	.097
Mar 24	GEORGETOWN	*of	2	1	1	0	0	0	0	0	0	0	0	0	0	0	0	2	0	0	.121
Mar 24	GEORGETOWN	*of	0	0	0	0	0	0	0	0	0	0	0	0	0	0	0	0	0	0	.121
Mar 26	GEORGETOWN	pr	0	0	0	0	0	0	0	0	0	0	0	0	0	0	0	0	0	0	.121
Mar 29	at Boston University	*of	0	0	0	0	0	0	0	0	0	0	0	0	0	0	0	4	0	0	.121
Mar 31	at Villanova	*of	0	0	0	0	0	0	0	0	0	0	0	0	0	0	0	3	2	0	.121
Apr 01	at Villanova	pr/of	0	0	0	0	0	0	0	0	0	0	0	0	0	0	0	1	0	0	.121
Apr 02	at Villanova	*of	0	0	0	0	0	0	0	0	0	0	0	0	0	0	0	0	0	0	.121
Apr 04	FAIRFIELD	ph/of	1	0	1	2	1	0	0	0	0	0	0	0	0	0	0	0	0	0	.147
Apr 05	UMASS	*of	2	0	0	0	0	0	0	0	0	0	0	0	0	0	1	1	0	0	.139
Apr 07	ST. JOHN'S	*of	0	0	0	0	0	0	0	0	0	0	0	0	0	0	0	3	0	0	.139
Apr 08	ST. JOHN'S	of	0	0	0	0	0	0	0	0	0	0	0	0	0	0	0	0	0	0	.139
Apr 09	ST. JOHN'S	*of	0	0	0	0	0	0	0	0	0	0	0	0	0	0	0	2	0	0	.139
Apr 11	at Boston College	*of	0	0	0	0	0	0	0	0	0	0	0	0	0	0	0	1	0	0	.139
Apr 14	BUTLER	*of	0	0	0	0	0	0	0	0	0	0	0	0	0	0	0	3	0	0	.139
Apr 15	BUTLER	of	0	0	0	0	0	0	0	0	0	0	0	0	0	0	0	0	0	0	.139
Apr 16	BUTLER	pr/of	0	0	0	0	0	0	0	0	0	0	0	0	0	0	0	1	0	0	.139
Apr 21	at Creighton	*of	0	0	0	0	0	0	0	0	0	0	0	0	0	0	0	2	0	0	.139
Apr 22	at Creighton	of	1	0	0	0	0	0	0	0	0	0	0	0	0	1	0	0	0	0	.135
Apr 23	at Creighton	of	0	0	0	0	0	0	0	0	0	0	0	0	0	0	0	0	0	0	.135
Apr 28	at DePaul	ph/of	1	0	0	0	0	0	0	1	0	0	0	0	0	0	1	0	0	0	.132
Apr 29	at DePaul	of	2	0	0	0	0	0	0	0	0	0	0	0	0	0	2	1	0	0	.125
Apr 30	at DePaul	of	0	1	0	0	0	0	0	1	0	0	0	0	0	0	0	0	1	0	.125
May 07	SAINT PETER'S	*of	0	0	0	0	0	0	0	0	0	0	0	0	0	0	0	0	0	0	.125
May 11	ST. JOHN'S	of	1	0	0	0	0	0	0	0	0	0	0	0	0	0	0	0	0	0	.122
May 12	at Seton Hall	of	1	0	0	0	0	0	0	0	0	0	0	0	0	0	1	0	0	0	.119
May 12	VILLANOVA	of	1	0	0	0	0	0	0	0	0	0	0	0	0	0	0	1	0	0	.116
Totals		27gs	43	8	5	2	1	0	0	7	4	0	0	1	0	1	18	55	3	2	.116

On base pct. .240 • Slugging pct. .140

Individual Game-By-Game

2023 UConn Softball Individual Game-by-Game for UConn (as of Jan 15, 2024)

#0 Kinney, Payton - 9 games (All games)

Date	Opponent	Pos	AB	R	H	RBI	2B	3B	HR	BB	SB	CS	HBP	SAC	SF	GDP	K	PO	A	E	Avg
Feb 10	at Georgia Tech-2	*p	0	0	0	0	0	0	0	0	0	0	0	0	0	0	0	0	3	0	.000
Feb 24	at UNC Greensboro	*p	0	0	0	0	0	0	0	0	0	0	0	0	0	0	0	1	0	0	.000
Feb 26	vs Indiana	p	0	0	0	0	0	0	0	0	0	0	0	0	0	0	0	0	1	0	.000
Mar 04	at Liberty	*p/dh	0	0	0	0	0	0	0	0	0	0	0	0	0	0	0	0	1	0	.000
Mar 12	SETON HALL	*p/dh	0	0	0	0	0	0	0	0	0	0	0	0	0	0	0	0	0	0	.000
Mar 17	at Providence	*p	0	0	0	0	0	0	0	0	0	0	0	0	0	0	0	1	0	0	.000
Apr 05	UMASS	*p	0	0	0	0	0	0	0	0	0	0	0	0	0	0	0	0	1	0	.000
Apr 16	BUTLER	*p	0	0	0	0	0	0	0	0	0	0	0	0	0	0	0	0	2	0	.000
May 12	VILLANOVA	p	0	0	0	0	0	0	0	0	0	0	0	0	0	0	0	0	1	0	.000
Totals		7gs	0	0	0	0	0	0	0	0	0	0	0	0	0	0	0	2	9	0	.000

On base pct. .000 • Slugging pct. .000

#0 Kinney, Payton - 28 appearances (All games)

Date	Opponent	GS	IP	H	R	ER	BB	SO	2B	3B	HR	WP	BK	HBP	IBB	Score	W-L	Sv	ERA	NP
Feb 10	at Georgia Tech-2	*	6.0	3	2	2	3	3	0	0	0	0	0	1	0	1-2	0-1	0	3.00	95
Feb 17	at Florida	*	2.0	4	7	6	3	1	1	0	0	1	0	0	0	1-9	0-2	0	9.00	64
Feb 18	at Florida	*	2.2	3	2	2	4	3	1	0	0	2	0	0	1	3-4	0-3	0	8.44	62
Feb 18	vs Central Michigan	*	3.0	2	0	0	1	0	0	0	0	0	0	0	0	3-2	0-3	0	6.59	41
Feb 24	at UNC Greensboro	*	2.1	0	0	0	0	4	0	0	0	0	0	0	0	3-1	0-3	1	5.62	31
Feb 25	at UNC Greensboro	*	7.0	1	0	0	4	14	1	0	0	2	0	0	0	2-0	1-3	1	3.91	128
Feb 26	vs Indiana	*	3.0	1	0	0	2	0	0	0	0	0	0	1	0	5-0	1-3	2	3.46	48
Mar 04	at Liberty	*	2.0	2	1	1	2	1	0	0	0	0	0	1	0	0-3	1-4	2	3.54	37
Mar 12	SETON HALL	*	2.2	1	1	1	2	5	0	0	0	2	0	2	0	1-3	1-5	2	3.52	72
Mar 12	SETON HALL	*	2.1	1	2	1	2	0	0	0	0	1	0	0	0	11-5	2-5	2	3.55	56
Mar 17	at Providence	*	6.0	4	1	0	2	11	2	0	0	1	0	1	0	6-1	3-5	2	3.00	124
Mar 18	at Providence-1	*	0.1	0	0	0	0	1	0	0	0	0	0	0	0	2-3	3-5	2	2.97	8
Mar 21	BOSTON COLLEGE	*	3.0	2	1	1	3	3	0	0	1	0	0	0	0	9-7	4-5	2	2.98	57
Mar 24	GEORGETOWN	*	5.0	6	3	3	3	7	0	0	1	1	0	2	0	5-3	5-5	2	3.23	115
Mar 26	GEORGETOWN	*	5.0	1	0	0	2	3	0	0	0	1	0	0	0	2-5	5-5	2	2.92	69
Apr 01	at Villanova	*	4.0	3	1	1	2	5	0	0	0	0	0	0	0	10-1	6-5	2	2.88	67
Apr 02	at Villanova	*	6.0	2	0	0	3	7	0	0	0	1	0	2	1	1-0	7-5	2	2.60	102
Apr 05	UMASS	*	4.0	1	0	0	1	5	0	0	0	0	0	0	0	5-0	8-5	2	2.44	61
Apr 08	ST. JOHN'S	*	4.0	2	1	0	3	4	0	0	0	1	0	1	0	2-1	9-5	2	2.30	76
Apr 11	at Boston College	*	1.1	3	2	2	2	3	0	0	0	0	0	0	0	3-4	9-5	2	2.51	47
Apr 15	BUTLER	*	4.0	2	1	1	5	4	0	0	0	2	0	0	0	9-1	10-5	2	2.50	90
Apr 16	BUTLER	*	6.0	4	2	2	2	5	1	0	1	0	0	0	0	3-2	11-5	2	2.53	107
Apr 22	at Creighton	*	3.0	3	4	4	4	3	1	0	1	1	0	0	0	10-5	11-5	2	2.87	73
Apr 29	at DePaul	*	4.1	3	1	1	4	3	0	0	0	1	0	0	0	2-3	11-5	2	2.83	104
Apr 30	at DePaul	*	6.1	3	2	2	4	3	2	0	0	1	0	1	0	4-3	11-5	3	2.83	95
May 11	ST. JOHN'S	*	3.0	1	0	0	1	6	0	0	0	0	0	0	0	3-2	11-5	3	2.75	51
May 12	at Seton Hall	*	2.1	4	5	5	1	3	1	0	1	0	0	1	0	4-6	11-6	3	3.13	57
May 12	VILLANOVA	*	4.2	1	0	0	4	7	0	0	0	0	0	0	0	3-4	11-6	3	2.99	95
Totals		19	105.1	63	39	35	69	114	10	0	5	18	0	13	2	113-80	11-6	3	2.99	-

Individual Game-By-Game

2023 UConn Softball Individual Game-by-Game for UConn (as of Jan 15, 2024)

#13 Nagy, Delaney - 3 games (All games)

Date	Opponent	Pos	AB	R	H	RBI	2B	3B	HR	BB	SB	CS	HBP	SAC	SF	GDP	K	PO	A	E	Avg	
Feb 17	at Florida	p/dh	0	0	0	0	0	0	0	0	0	0	0	0	0	0	0	0	0	0	0	.000
Mar 05	vs Iona-1	p	0	0	0	0	0	0	0	0	0	0	0	0	0	0	0	0	1	0	0	.000
Apr 22	at Creighton	p	0	0	0	0	0	0	0	0	0	0	0	0	0	0	0	0	2	0	0	.000
Totals		Ogs	0	0	0	0	0	0	0	0	0	0	0	0	0	0	0	0	3	0	0	.000

On base pct. .000 • Slugging pct. .000

#13 Nagy, Delaney - 10 appearances (All games)

Date	Opponent	GS	IP	H	R	ER	BB	SO	2B	3B	HR	WP	BK	HBP	IBB	Score	W-L	Sv	ERA	NP
Feb 17	at Florida		0.2	0	1	1	4	1	0	0	0	0	0	0	0	1-9	0-0	0	13.50	28
Feb 18	vs Central Michigan		3.0	2	2	1	1	2	1	0	0	1	0	0	0	3-2	1-0	0	4.91	51
Feb 19	vs Bowling Green		1.1	1	1	0	0	1	0	0	0	0	0	0	0	5-4	1-0	0	3.60	22
Feb 25	vs Delaware		0.0	2	1	1	0	0	1	0	0	0	0	0	0	4-6	1-0	0	5.40	11
Mar 05	vs Iona-1		1.0	1	0	0	0	0	0	0	0	0	0	0	0	5-3	1-0	1	4.50	17
Mar 18	at Providence-2		1.0	0	1	1	1	1	0	0	0	1	0	1	0	11-3	1-0	1	5.14	20
Mar 21	BOSTON COLLEGE		1.0	1	2	2	2	1	0	0	0	2	0	0	0	9-7	1-0	1	6.75	29
Apr 04	FAIRFIELD		1.0	1	0	0	0	0	0	0	0	0	0	0	0	13-1	1-0	1	6.00	15
Apr 22	at Creighton		2.1	3	1	1	3	2	1	0	0	0	0	1	0	10-5	2-0	1	5.56	59
Apr 23	at Creighton		1.1	4	3	3	3	1	0	0	1	0	0	0	0	10-6	2-0	1	7.11	39
Totals		0	12.2	15	12	10	14	9	3	0	1	4	0	2	0	71-46	2-0	1	7.11	-

Individual Game-By-Game

2023 UConn Softball Individual Game-by-Game for UConn (as of Jan 15, 2024)

#16 O'Neil, Meghan - 7 games (All games)

Date	Opponent	Pos	AB	R	H	RBI	2B	3B	HR	BB	SB	CS	HBP	SAC	SF	GDP	K	PO	A	E	Avg
Feb 10	at Georgia Tech-1	*p/dh	0	0	0	0	0	0	0	0	0	0	0	0	0	0	0	0	0	1	.000
Feb 25	vs Delaware	*p	0	0	0	0	0	0	0	0	0	0	0	0	0	0	3	0	0	0	.000
Mar 05	vs Iona-1	*p	0	0	0	0	0	0	0	0	0	0	0	0	0	0	0	0	2	0	.000
Mar 12	SETON HALL	*p	0	0	0	0	0	0	0	0	0	0	0	0	0	0	0	0	3	0	.000
Mar 24	GEORGETOWN	p	0	0	0	0	0	0	0	0	0	0	0	0	0	0	0	0	1	0	.000
Apr 05	UMASS	p	0	0	0	0	0	0	0	0	0	0	0	0	0	0	0	0	1	0	.000
May 07	SAINT PETER'S	p	0	0	0	0	0	0	0	0	0	0	0	0	0	0	0	0	2	0	.000
Totals		4gs	0	0	0	0	0	0	0	0	0	0	0	0	0	0	0	3	9	1	.000

On base pct. .000 • Slugging pct. .000

#16 O'Neil, Meghan - 30 appearances (All games)

Date	Opponent	GS	IP	H	R	ER	BB	SO	2B	3B	HR	WP	BK	HBP	IBB	Score	W-L	Sv	ERA	NP
Feb 10	at Georgia Tech-1	*	2.0	3	3	3	4	3	1	1	0	0	0	0	0	6-5	0-0	0	13.50	43
Feb 11	vs North Texas		1.0	3	3	3	3	0	1	0	0	0	0	0	0	2-10	0-0	0	18.00	34
Feb 17	vs Bowling Green	*	4.0	3	1	1	1	0	1	0	0	0	0	0	0	13-1	1-0	0	9.00	53
Feb 19	vs Bowling Green		2.0	0	0	0	1	0	0	0	0	0	0	0	0	5-4	2-0	0	7.00	25
Feb 25	vs Delaware	*	5.0	8	5	4	0	3	2	0	1	0	0	0	0	4-6	2-1	0	7.07	81
Mar 05	vs Iona-1	*	6.0	6	3	3	2	8	1	0	0	1	0	0	0	5-3	3-1	0	6.30	110
Mar 05	vs Iona-2		2.0	1	0	0	0	4	0	0	0	0	0	0	0	8-3	3-1	0	5.73	33
Mar 12	SETON HALL	*	4.2	5	3	3	3	2	1	0	0	0	0	0	0	11-5	3-1	0	5.74	83
Mar 17	at Providence		1.0	1	0	0	2	1	0	0	0	0	0	0	0	6-1	3-1	0	5.53	25
Mar 18	at Providence-1	*	5.2	2	3	3	8	6	1	0	0	1	0	0	0	2-3	3-2	0	5.40	115
Mar 24	GEORGETOWN		2.0	2	0	0	0	0	0	0	0	0	0	0	0	5-3	3-2	1	5.09	24
Mar 24	GEORGETOWN		1.0	2	1	1	0	0	2	0	0	0	0	0	0	7-6	4-2	1	5.20	18
Mar 26	GEORGETOWN	*	2.0	5	5	5	2	1	0	1	2	2	0	0	0	2-5	4-3	1	6.10	44
Apr 01	at Villanova		1.0	0	0	0	1	1	0	0	0	0	0	0	0	10-1	4-3	1	5.95	18
Apr 02	at Villanova		1.0	2	0	0	2	1	0	0	0	1	0	0	0	1-0	4-3	2	5.80	31
Apr 05	UMASS		3.0	2	0	0	2	6	0	0	0	0	0	0	0	5-0	4-3	3	5.40	55
Apr 07	ST. JOHN'S		1.0	0	0	0	0	1	0	0	0	0	0	0	0	2-1	4-3	4	5.28	18
Apr 08	ST. JOHN'S		3.0	3	0	0	2	3	2	0	0	0	0	0	1	2-1	4-3	5	4.94	59
Apr 11	at Boston College		4.2	6	2	2	2	2	0	0	0	0	0	0	0	3-4	4-4	5	4.85	75
Apr 14	BUTLER		0.2	0	0	0	0	2	0	0	0	0	0	0	0	2-1	5-4	5	4.78	12
Apr 15	BUTLER		2.0	2	0	0	1	4	0	0	0	0	0	0	0	9-1	5-4	6	4.61	42
Apr 16	BUTLER		1.0	0	0	0	0	1	0	0	0	0	0	0	0	3-2	5-4	7	4.53	12
Apr 21	at Creighton		1.0	1	1	1	0	2	0	0	1	0	0	0	0	5-1	5-4	7	4.61	22
Apr 22	at Creighton		1.2	0	0	0	0	1	0	0	0	0	0	0	0	10-5	5-4	8	4.47	22
Apr 23	at Creighton		1.2	1	0	0	1	3	0	0	0	0	0	0	0	10-6	5-4	8	4.35	33
Apr 28	at DePaul		4.2	3	0	0	1	7	0	0	0	0	0	0	0	2-5	5-4	8	4.04	75
Apr 30	at DePaul		0.2	4	1	1	0	2	0	0	0	0	0	0	0	4-3	6-4	8	4.13	23
May 07	SAINT PETER'S		1.0	0	0	0	0	0	0	0	0	0	0	0	0	7-0	6-4	8	4.07	7
May 11	ST. JOHN'S		1.0	0	0	0	0	2	0	0	0	0	0	0	0	3-2	6-4	9	4.01	10
May 12	at Seton Hall		1.1	0	0	0	2	1	0	0	0	0	0	0	0	4-6	6-4	9	3.93	22
Totals		7	68.2	65	31	30	41	65	14	2	4	5	0	0	1	158-94	6-4	9	3.93	-

Individual Game-By-Game

2023 UConn Softball Individual Game-by-Game for UConn (as of Jan 15, 2024)

#15 Ring, Savannah - 49 games (All games)

Date	Opponent	Pos	AB	R	H	RBI	2B	3B	HR	BB	SB	CS	HBP	SAC	SF	GDP	K	PO	A	E	Avg
Feb 10	at Georgia Tech-1	*2b	3	1	1	1	0	0	0	1	1	0	0	0	0	0	1	2	0	0	.333
Feb 10	at Georgia Tech-2	*2b	1	1	0	0	0	0	0	2	0	1	0	0	0	0	1	3	1	0	.250
Feb 11	vs North Texas	*2b	3	1	1	0	0	0	0	0	0	0	0	0	0	0	1	3	0	0	.286
Feb 17	vs Bowling Green	*2b	3	1	1	1	0	0	0	1	2	0	0	0	0	0	1	2	1	0	.300
Feb 17	at Florida	*2b	3	0	2	1	1	0	0	0	0	0	0	0	0	0	1	1	0	0	.385
Feb 18	at Florida	*2b	3	0	2	1	1	0	0	1	1	0	0	0	0	0	0	2	0	0	.438
Feb 18	vs Central Michigan	*2b	3	1	1	0	0	0	0	0	1	0	0	0	0	0	1	0	1	0	.421
Feb 19	vs Bowling Green	*2b	2	1	1	0	0	0	0	2	0	0	0	0	0	0	0	0	1	0	.429
Feb 24	at UNC Greensboro	*2b	3	0	1	0	0	0	0	0	0	1	0	0	0	0	0	2	1	0	.417
Feb 25	vs Delaware	*2b	5	0	1	0	0	0	0	0	0	0	0	0	0	0	2	0	0	2	.379
Feb 25	at UNC Greensboro	*2b	4	0	1	0	0	0	0	0	0	0	0	0	0	0	1	0	0	0	.364
Feb 26	vs Indiana	*2b	3	1	0	0	0	0	0	0	1	0	0	0	0	0	1	0	2	1	.333
Mar 04	at Liberty	*2b	2	0	0	0	0	0	0	0	0	0	0	0	0	0	1	2	0	0	.316
Mar 04	vs Radford	*2b	3	1	1	1	0	0	0	0	0	0	0	0	0	0	0	2	0	0	.317
Mar 05	vs Iona-1	*2b	3	1	2	1	0	0	0	1	1	0	0	0	0	0	0	1	2	0	.341
Mar 05	vs Iona-2	*2b	4	1	2	0	0	0	0	0	1	0	0	0	0	0	0	0	0	0	.354
Mar 10	SETON HALL	*2b	2	1	1	0	1	0	0	1	1	0	0	0	0	0	1	0	1	0	.360
Mar 12	SETON HALL	*2b	4	0	0	0	0	0	0	0	0	0	0	0	0	0	2	1	1	0	.333
Mar 12	SETON HALL	*2b	4	1	2	2	0	0	0	0	1	0	0	0	0	0	1	0	1	0	.345
Mar 17	at Providence	*2b	4	0	1	1	0	0	0	0	0	0	0	0	0	0	0	1	0	0	.339
Mar 18	at Providence-1	*2b	3	0	0	0	0	0	0	0	0	0	0	0	0	0	0	2	1	0	.323
Mar 18	at Providence-2	pr	0	1	0	0	0	0	0	0	0	0	0	0	0	0	0	0	0	0	.323
Mar 21	BOSTON COLLEGE	*2b	2	1	0	1	0	0	0	0	0	1	1	0	0	0	0	3	1	0	.313
Mar 24	GEORGETOWN	*2b	3	0	2	0	0	0	0	0	1	0	0	0	0	0	1	2	0	0	.329
Mar 24	GEORGETOWN	*2b	3	0	0	0	0	0	0	0	0	0	0	0	0	0	1	1	0	0	.315
Mar 26	GEORGETOWN	*2b	3	0	1	1	0	0	0	0	0	0	0	0	0	0	1	4	1	0	.316
Mar 29	at Boston University	*2b	2	0	0	0	0	0	0	0	0	0	0	0	0	0	1	3	0	0	.308
Mar 31	at Villanova	*2b	3	1	1	1	0	0	0	0	0	0	0	0	0	0	0	0	0	0	.309
Apr 01	at Villanova	*2b	3	2	1	1	0	0	0	0	0	0	0	0	0	0	0	0	2	0	.310
Apr 02	at Villanova	*2b	3	0	2	0	0	0	0	0	0	1	0	0	0	0	1	1	0	0	.322
Apr 04	FAIRFIELD	*2b	3	1	1	0	0	0	0	0	1	0	0	0	0	0	0	1	1	0	.322
Apr 05	UMASS	*2b	2	0	0	0	0	0	0	0	0	0	0	0	0	0	0	1	0	0	.315
Apr 07	ST. JOHN'S	*2b	2	1	1	1	0	0	1	1	0	0	0	0	0	0	0	2	0	0	.319
Apr 08	ST. JOHN'S	*2b	2	0	0	0	0	0	0	0	0	0	0	0	0	0	0	3	2	0	.312
Apr 09	ST. JOHN'S	*2b	2	0	1	0	0	0	0	0	1	0	0	0	0	0	0	4	0	0	.316
Apr 11	at Boston College	*2b	3	0	0	0	0	0	0	0	0	0	0	0	0	0	0	1	2	0	.307
Apr 14	BUTLER	*2b	3	0	1	0	0	0	0	0	0	0	0	0	0	0	0	1	1	0	.308
Apr 15	BUTLER	*2b	3	0	1	2	0	0	0	0	0	0	0	0	0	0	0	2	0	0	.308
Apr 16	BUTLER	*2b	3	0	1	2	0	0	0	0	0	0	0	0	0	0	0	1	0	0	.309
Apr 21	at Creighton	*2b	2	1	0	0	0	0	0	1	0	0	0	0	0	0	1	0	0	0	.304
Apr 22	at Creighton	*2b	3	2	0	0	0	0	0	1	1	0	0	0	0	0	0	0	3	0	.296
Apr 23	at Creighton	*2b	3	1	1	0	0	0	0	0	0	0	0	1	0	0	0	2	3	0	.297
Apr 28	at DePaul	*2b	2	0	0	0	0	0	0	0	0	0	0	0	0	0	1	1	0	0	.292
Apr 29	at DePaul	*2b	3	0	0	0	0	0	0	0	0	0	0	0	0	0	0	2	0	0	.285
Apr 30	at DePaul	*2b	2	0	0	0	0	0	0	0	0	1	0	0	0	0	0	1	0	0	.280
May 07	SAINT PETER'S	*2b	3	0	1	0	0	0	0	0	0	0	0	0	0	0	0	4	1	1	.281
May 11	ST. JOHN'S	*2b	3	0	0	0	0	0	0	0	0	0	0	0	0	0	1	1	0	0	.275
May 12	at Seton Hall	*2b	1	0	0	0	0	0	0	0	0	0	0	0	0	0	0	0	0	0	.273
May 12	VILLANOVA	ph	2	0	0	0	0	0	0	0	0	0	0	0	0	0	0	0	0	0	.269
Totals		47gs	134	23	36	18	3	0	1	12	14	5	1	1	0	0	23	65	30	4	.269

On base pct. .333 • Slugging pct. .313

Individual Game-By-Game

2023 UConn Softball Individual Game-by-Game for UConn (as of Jan 15, 2024)

#23 Sanden, Jana - 49 games (All games)

Date	Opponent	Pos	AB	R	H	RBI	2B	3B	HR	BB	SB	CS	HBP	SAC	SF	GDP	K	PO	A	E	Avg
Feb 10	at Georgia Tech-1	*ss	4	0	2	0	0	0	0	0	0	0	0	0	0	0	0	1	0	0	.500
Feb 10	at Georgia Tech-2	*ss	3	0	0	0	0	0	0	0	0	0	0	0	0	0	2	2	0	0	.286
Feb 11	vs North Texas	*ss	3	0	2	1	0	0	0	0	0	0	0	0	0	0	0	0	3	1	.400
Feb 17	vs Bowling Green	*ss	3	3	2	0	1	0	0	0	0	0	1	0	0	0	1	1	3	0	.462
Feb 17	at Florida	*ss	1	0	0	0	0	0	0	1	0	0	0	0	0	0	0	1	0	0	.429
Feb 18	at Florida	*ss	4	0	1	0	0	0	0	0	0	0	0	0	0	0	2	3	1	0	.389
Feb 18	vs Central Michigan	*ss	2	0	0	1	0	0	0	0	0	0	0	0	1	0	1	2	2	1	.350
Feb 19	vs Bowling Green	*ss	4	1	1	0	0	0	0	0	0	0	0	0	0	0	1	0	0	1	.333
Feb 24	at UNC Greensboro	*ss	3	1	2	3	0	0	1	0	0	0	0	0	0	0	1	0	0	0	.370
Feb 25	vs Delaware	*ss	4	0	1	1	0	0	0	0	0	0	0	0	0	0	2	0	1	0	.355
Feb 25	at UNC Greensboro	*ss	3	0	0	0	0	0	0	0	0	0	0	0	0	0	0	2	0	0	.324
Feb 26	vs Indiana	*ss	3	1	3	2	0	0	1	0	0	0	0	0	0	0	0	0	1	0	.378
Mar 04	at Liberty	*ss	3	0	1	0	1	0	0	0	0	0	0	0	0	0	2	1	1	0	.375
Mar 04	vs Radford	*ss	2	1	1	1	1	0	0	0	0	0	0	0	1	0	0	2	0	0	.381
Mar 05	vs Iona-1	*ss	4	0	1	0	0	0	0	0	0	0	0	0	0	0	1	0	1	0	.370
Mar 05	vs Iona-2	*ss	2	2	0	0	0	0	0	2	0	0	0	0	0	0	0	1	1	0	.354
Mar 10	SETON HALL	*ss	2	2	2	3	1	0	1	1	0	0	0	0	0	0	0	3	0	0	.380
Mar 12	SETON HALL	*ss	4	0	1	0	0	0	0	0	0	0	0	0	0	0	2	2	0	0	.370
Mar 12	SETON HALL	*ss	2	0	0	0	0	0	0	1	0	0	1	0	0	0	1	0	1	1	.357
Mar 17	at Providence	*ss	3	0	0	0	0	0	0	1	0	0	0	0	0	0	0	0	0	0	.339
Mar 18	at Providence-1	*ss	3	0	0	0	0	0	0	0	0	0	0	0	0	0	0	1	0	0	.323
Mar 18	at Providence-2	*ss	3	0	1	2	0	0	0	1	0	0	0	0	1	0	1	1	2	0	.323
Mar 21	BOSTON COLLEGE	*ss	3	2	2	2	1	0	0	0	0	0	1	0	0	0	0	1	1	0	.338
Mar 24	GEORGETOWN	*ss	3	0	0	0	0	0	0	0	0	0	0	0	0	0	1	2	2	0	.324
Mar 24	GEORGETOWN	*ss	4	0	2	2	2	0	0	0	0	0	0	0	0	0	1	0	0	1	.333
Mar 26	GEORGETOWN	*ss	3	0	0	0	0	0	0	0	0	0	1	0	0	0	1	3	3	0	.321
Mar 29	at Boston University	*ss	3	0	0	0	0	0	0	0	0	0	0	0	0	0	0	2	0	0	.309
Mar 31	at Villanova	*ss	4	2	2	3	0	0	2	0	0	0	0	0	0	0	0	1	2	0	.318
Apr 01	at Villanova	*ss	4	0	3	1	0	0	0	0	0	0	0	0	0	0	0	1	0	0	.337
Apr 02	at Villanova	*ss	3	0	1	1	0	0	0	0	0	0	0	0	0	0	0	2	2	0	.337
Apr 04	FAIRFIELD	*ss	3	1	1	3	0	0	1	0	0	0	0	0	0	0	0	2	0	0	.337
Apr 05	UMASS	*ss	3	0	0	0	0	0	0	0	0	0	0	0	0	0	0	1	0	0	.327
Apr 07	ST. JOHN'S	*ss	1	0	0	0	0	0	0	2	0	0	0	0	0	0	0	1	1	0	.323
Apr 08	ST. JOHN'S	*ss	3	0	0	0	0	0	0	0	0	0	0	0	0	0	0	1	1	0	.314
Apr 09	ST. JOHN'S	*ss	3	0	1	1	1	0	0	0	0	0	0	0	0	0	0	2	0	0	.314
Apr 11	at Boston College	*ss	2	0	0	0	0	0	0	1	0	0	0	0	0	0	1	1	2	0	.308
Apr 14	BUTLER	*ss	3	0	0	0	0	0	0	0	0	0	0	0	0	0	2	1	0	0	.300
Apr 15	BUTLER	*ss	1	3	0	0	0	0	0	2	0	0	0	0	0	0	0	2	1	0	.297
Apr 16	BUTLER	*ss	2	0	0	0	0	0	0	1	0	0	0	0	0	0	0	2	1	0	.292
Apr 21	at Creighton	*ss	2	0	1	0	0	0	0	2	0	0	0	0	0	0	0	4	0	0	.296
Apr 22	at Creighton	*ss	5	0	1	1	1	0	0	0	0	0	0	0	0	1	0	0	1	0	.292
Apr 23	at Creighton	*ss	4	0	2	3	1	0	0	1	0	0	0	0	0	0	1	3	2	0	.298
Apr 28	at DePaul	*ss	4	0	1	1	0	0	0	0	0	0	0	0	0	0	1	1	0	0	.297
Apr 29	at DePaul	*ss	3	0	0	0	0	0	0	0	0	0	0	0	0	0	0	3	1	0	.290
Apr 30	at DePaul	*ss	3	0	0	0	0	0	0	0	0	0	0	0	0	0	0	0	0	1	.284
May 07	SAINT PETER'S	*ss	4	1	1	2	1	0	0	0	0	0	0	0	0	0	0	1	0	0	.283
May 11	ST. JOHN'S	*ss	3	0	2	1	0	0	0	0	1	0	0	0	0	0	1	0	0	0	.291
May 12	at Seton Hall	*ss	3	0	0	1	0	0	0	0	0	0	0	0	1	0	0	1	1	0	.285
May 12	VILLANOVA	*ss	3	1	1	0	0	0	0	0	0	0	0	0	0	0	0	1	1	0	.286
Totals		49gs	147	21	42	36	11	0	6	16	1	0	4	0	4	1	26	62	39	6	.286

On base pct. .363 • Slugging pct. .483

Individual Game-By-Game

2023 UConn Softball Individual Game-by-Game for UConn (as of Jan 15, 2024)

#3 Zatyk, Taylor - 44 games (All games)

Date	Opponent	Pos	AB	R	H	RBI	2B	3B	HR	BB	SB	CS	HBP	SAC	SF	GDP	K	PO	A	E	Avg
Feb 10	at Georgia Tech-1	*1b	1	0	0	0	0	0	0	1	0	0	0	0	0	0	1	2	0	0	.000
Feb 11	vs North Texas	*1b	2	0	0	0	0	0	0	0	0	0	0	0	0	0	1	1	0	0	.000
Feb 17	at Florida	*1b	2	0	0	0	0	0	0	0	0	0	0	0	0	0	0	2	1	0	.000
Feb 18	vs Central Michigan	*1b/dh	2	0	0	0	0	0	0	1	0	0	0	0	0	0	0	5	0	0	.000
Feb 19	vs Bowling Green	ph	0	0	0	1	0	0	0	0	0	0	0	0	1	0	0	0	0	0	.000
Feb 25	at UNC Greensboro	*1b	2	0	0	0	0	0	0	0	0	0	1	0	0	0	1	1	0	0	.000
Feb 26	vs Indiana	ph	0	0	0	0	0	0	0	1	0	0	0	0	0	0	0	0	0	0	.000
Mar 04	at Liberty	ph	1	0	0	0	0	0	0	0	0	0	0	0	0	0	0	0	0	0	.000
Mar 04	vs Radford	*1b	2	1	1	1	0	0	0	1	0	0	0	0	0	0	0	4	0	0	.083
Mar 05	vs Iona-1	*1b	2	0	0	0	0	0	0	1	1	0	0	0	0	0	1	8	0	0	.071
Mar 05	vs Iona-2	*dh/1b	2	0	1	4	1	0	0	2	0	0	0	0	0	0	0	2	0	0	.125
Mar 10	SETON HALL	*1b	2	0	1	2	1	0	0	1	0	1	0	0	0	0	0	2	0	0	.167
Mar 12	SETON HALL	ph	1	0	1	1	0	0	0	0	0	0	0	0	0	0	0	0	0	0	.211
Mar 12	SETON HALL	*1b	3	1	2	2	1	0	0	1	0	0	0	0	0	0	0	7	0	1	.273
Mar 17	at Providence	*1b	2	0	0	0	0	0	0	2	0	0	0	0	0	0	1	3	0	0	.250
Mar 18	at Providence-1	ph/1b	2	0	0	0	0	0	0	0	0	0	0	0	0	0	0	0	0	0	.231
Mar 18	at Providence-2	*1b	3	1	2	0	0	0	0	1	0	0	0	0	0	0	1	3	0	0	.276
Mar 21	BOSTON COLLEGE	*1b	2	0	0	0	0	0	0	1	0	0	0	0	0	0	2	6	0	0	.258
Mar 24	GEORGETOWN	*1b	1	1	0	0	0	0	0	2	0	0	0	0	0	0	0	6	0	0	.250
Mar 24	GEORGETOWN	*1b	3	1	1	0	0	0	0	0	0	0	0	0	0	0	1	5	0	0	.257
Mar 26	GEORGETOWN	*1b	1	0	0	0	0	0	0	2	0	0	0	0	0	0	0	3	1	0	.250
Mar 29	at Boston University	*1b	2	0	1	0	0	0	0	0	0	0	0	0	0	0	1	1	0	0	.263
Mar 31	at Villanova	*1b	4	0	0	0	0	0	0	0	0	0	0	0	0	0	1	5	0	0	.238
Apr 01	at Villanova	*1b	3	1	2	0	0	0	0	0	0	0	0	0	0	0	0	3	0	0	.267
Apr 02	at Villanova	*1b	2	0	0	0	0	0	0	1	0	0	0	0	0	0	2	3	0	0	.255
Apr 04	FAIRFIELD	*1b	3	1	0	0	0	0	0	0	0	0	0	0	0	0	1	2	1	0	.240
Apr 05	UMASS	*1b	1	1	0	0	0	0	0	1	0	0	0	0	0	0	0	5	0	0	.235
Apr 07	ST. JOHN'S	*1b	1	1	0	0	0	0	0	1	0	0	0	0	0	0	1	3	0	0	.231
Apr 08	ST. JOHN'S	*1b	3	0	1	0	0	0	0	0	0	0	0	0	0	0	0	5	1	1	.236
Apr 09	ST. JOHN'S	*1b	3	0	0	0	0	0	0	0	0	0	0	0	0	0	0	2	0	1	.224
Apr 11	at Boston College	*1b	2	0	0	0	0	0	0	0	0	0	0	0	0	0	2	3	0	0	.217
Apr 14	BUTLER	*1b	3	0	2	1	0	0	0	0	0	0	0	0	0	0	0	2	0	0	.238
Apr 15	BUTLER	*1b	2	0	0	1	0	0	0	1	0	0	0	0	0	0	0	1	0	0	.231
Apr 16	BUTLER	*1b	3	0	0	0	0	0	0	0	0	0	0	0	0	0	2	4	0	0	.221
Apr 21	at Creighton	*1b	4	0	1	1	0	0	0	0	0	0	0	0	0	0	1	5	0	0	.222
Apr 22	at Creighton	*1b	2	0	0	0	0	0	0	1	0	0	0	0	0	0	0	7	0	1	.216
Apr 23	at Creighton	*1b	2	2	0	0	0	0	0	2	0	0	0	0	0	0	0	6	0	0	.211
Apr 28	at DePaul	*1b/dh	1	0	0	0	0	0	0	0	0	0	0	0	0	0	0	0	0	0	.208
Apr 29	at DePaul	*1b	2	0	0	1	0	0	0	1	0	0	0	0	0	0	0	3	1	0	.203
Apr 30	at DePaul	*1b	3	0	1	0	0	0	0	0	0	0	0	0	0	0	1	6	0	0	.207
May 07	SAINT PETER'S	*1b	3	0	0	0	0	0	0	0	0	0	0	0	0	0	0	4	0	0	.200
May 11	ST. JOHN'S	*1b	2	1	1	0	0	0	0	1	0	0	0	0	0	0	1	2	0	0	.207
May 12	at Seton Hall	*1b	2	0	1	0	0	0	0	1	0	0	0	0	0	0	0	3	0	0	.213
May 12	VILLANOVA	*1b/ph	0	0	0	1	0	0	0	0	0	0	0	0	1	0	0	3	0	0	.213
Totals		39gs	89	12	19	16	3	0	0	27	1	1	1	0	2	0	22	138	5	4	.213

On base pct. .395 • Slugging pct. .247

Individual Game-By-Game

Individual Game-By-Game

Individual Game-By-Game