



UCF at Texas Tech

02/10/24 United Supermarkets Arena, Lubbock, Texas  
2023-24 Women's Basketball

Game Time: 7:00 PM  
Game Duration: 2:04  
Attendance: 4,511

Officials: Tiara Cruse, Doug Knight, Demoya Pugh

UCF - 69

Record: 12-10 (3-9)

NO.	Name	C/G	Min	FG			3P			FT			Rebounds			Fouls		TP	AS	TO	ST	Blocks		+/-
				M-A	M-A	M-A	OR	DR	TOT	PF	FD	BS	BA											
35	Khyala Ngodu	C	22:56	2-5	0-0	0-0	2	5	7	4	2	4	1	4	0	1	0	0	1	0	-13			
0	Laila Jewett	G	29:49	1-3	1-2	0-0	0	2	2	5	2	3	1	1	2	1	0	11						
3	Kaitlin Peterson	G	40:00	7-20	2-7	7-10	0	0	0	1	6	23	1	3	8	0	0	5						
10	Mya Burns	G	39:38	4-9	1-2	9-10	2	4	6	2	7	18	1	1	2	1	1	5						
30	Morgan Robinson-Nwagwu	G	04:34	1-4	0-2	1-2	0	0	0	1	2	3	0	0	0	0	0	-3						
11	Achol Akot		22:40	3-4	0-0	0-0	2	2	4	2	2	6	1	4	0	1	0	-9						
24	Jayla Kelly		12:20	2-3	0-0	0-0	0	1	1	4	0	4	0	2	1	1	0	16						
15	Taylor Gibson		08:58	0-1	0-0	2-2	2	3	5	1	2	2	0	2	0	0	0	13						
21	Timia Ware		18:44	2-2	1-1	1-2	0	2	2	1	1	6	1	2	0	0	0	-1						
22	Sierra Godbolt		00:22	0-0	0-0	0-0	0	0	0	0	0	0	0	0	0	0	0	1						
Team							1	1	2			0												
<b>Totals</b>				22-51	5-14	20-26	9	20	29	21	24	69	6	19	13	5	1	5						

Technical Fouls::NONE

Shooting By Period		
1st FG%	7-15	46.7%
3PT%	2-5	40.0%
FT%	5-5	100%
2nd FG%	4-13	30.8%
3PT%	1-4	25.0%
FT%	2-4	50%
3rd FG%	8-14	57.1%
3PT%	2-4	50.0%
FT%	3-3	100%
4th FG%	3-9	33.3%
3PT%	0-1	0.0%
FT%	10-14	71.4%
GM FG%	22-51	43.1%
3PT%	5-14	35.7%
FT%	20-26	76.9%

Dead Ball Rebounds: 3, 0

Texas Tech - 64

Record: 16-9 (5-7)

NO.	Name	C/G	Min	FG			3P			FT			Rebounds			Fouls		TP	AS	TO	ST	Blocks		+/-
				M-A	M-A	M-A	OR	DR	TOT	PF	FD	BS	BA											
2	Kilah Freelon	F	24:21	4-7	0-0	1-2	1	3	4	4	2	9	1	3	0	0	0	-3						
12	Jordyn Merritt	F	21:35	0-1	0-1	0-0	0	7	7	3	1	0	3	1	0	0	0	1						
3	Jasmine Shavers	G	36:27	5-19	0-5	3-4	0	3	3	5	2	13	1	3	0	0	2	-3						
20	Bailey Maupin	G	38:36	8-13	4-6	4-5	0	2	2	2	6	24	4	7	3	0	0	-4						
23	Loghan Johnson	G	25:47	0-3	0-0	3-4	3	1	4	5	5	3	2	3	2	0	2	-10						
5	Rhyle McKinney		17:09	4-6	2-3	1-2	1	0	1	1	2	11	0	3	0	0	0	1						
42	Jazmaine Lewis		13:57	1-1	0-0	0-0	1	0	1	1	1	2	1	1	0	1	0	-18						
30	Kelly Mora		04:37	0-0	0-0	2-2	0	1	1	1	1	2	2	0	0	0	0	5						
25	Ashley Chevalier		02:29	0-0	0-0	0-0	0	1	1	0	0	0	0	0	1	0	0	0						
11	Saga Ukkonen		15:02	0-2	0-1	0-0	0	0	0	2	1	0	0	0	0	0	1	6						
Team							4	5	9			0												
<b>Totals</b>				22-52	6-16	14-19	10	23	33	24	21	64	14	22	6	1	5	-5						

Technical Fouls::NONE

Shooting By Period		
1st FG%	4-12	33.3%
3PT%	1-5	20.0%
FT%	0-0	0%
2nd FG%	6-14	42.9%
3PT%	2-4	50.0%
FT%	3-4	75%
3rd FG%	4-13	30.8%
3PT%	0-3	0.0%
FT%	5-6	83.3%
4th FG%	8-13	61.5%
3PT%	3-4	75.0%
FT%	6-9	66.7%
GM FG%	22-52	42.3%
3PT%	6-16	37.5%
FT%	14-19	73.7%

Dead Ball Rebounds: 5, 0

	UCF	TTU
Biggest lead	16 (3 <sup>rd</sup> 1:51)	3 (1 <sup>st</sup> 8:08)
Best Scoring Run	14 (1 <sup>st</sup> 0:00)	10 (4 <sup>th</sup> 6:50)
Lead Changes	1	
Times Tied	3	
Time with Lead	31:49	04:10

Points from	UCF	TTU
Turnovers	22	10
Paint	28	24
Second Chance	4	9
Fast Breaks	12	2
Bench	18	15

	Period by Period Scoring				
	1st	2nd	3rd	4th	TOT
UCF	21	11	21	16	69
TTU	9	17	13	25	64



**Officials:** Tiara Cruse, Doug Knight, Demoya Pugh

**Period 1**

**Quarter Starters:**

**TTU**                      2 Freelon K              3 Shavers J              12 Merritt J              20 Maupin B              23 Johnson L  
**UCF**                      0 Jewett L              3 Peterson K              10 Burns M              30 Robinson-Nwagwu M              35 Ngodu K

Game Time	TTU	Score	Diff	UCF
10:00	2 FREELON K jumpball lost			35 NGODU K jumpball won
09:39				30 ROBINSON-NWAGWU M 3pt FG , jump shot missed
09:34	20 MAUPIN B defensive rebound (1)			
09:30	2 FREELON K 2pt FG in the paint, layup missed			
09:27				35 NGODU K defensive rebound (1)
09:19				30 ROBINSON-NWAGWU M 2pt FG in the paint, layup missed
09:16	12 MERRITT J defensive rebound (1)			
09:01	20 MAUPIN B foul drawn (1)			0 JEWETT L foul personal (1 - 1)
09:01				30 ROBINSON-NWAGWU M substitution out
09:01				11 AKOT A substitution in
09:00	20 MAUPIN B turnover bad pass (1)			3 PETERSON K steal (1)
08:31				35 NGODU K turnover travel (1)
08:08	20 MAUPIN B 3pt FG from turnover, jump shot made (3)	<b>3-0</b>	<b>3</b>	
08:08	3 SHAVERS J assist (1)			
07:55				3 PETERSON K turnover lost ball (1)
07:38	3 SHAVERS J 3pt FG from turnover, jump shot missed			
07:34	23 JOHNSON L offensive rebound (1)			
07:32	12 MERRITT J 3pt FG from turnover second chance, jump shot missed			
07:29				0 JEWETT L defensive rebound (1)
07:25				3 PETERSON K 2pt FG in the paint, layup missed
07:22	2 FREELON K defensive rebound (1)			
07:11	2 FREELON K turnover bad pass (1)			
06:51		<b>3-2</b>	<b>1</b>	35 NGODU K 2pt FG from turnover in the paint, layup made (2)
06:51				11 AKOT A assist (1)
06:43	3 SHAVERS J 2pt FG outside the paint, jump shot made (2)	<b>5-2</b>	<b>3</b>	
06:43	20 MAUPIN B assist (1)			
06:28				3 PETERSON K 3pt FG , jump shot missed
06:26				35 NGODU K offensive rebound (2)
06:26	12 MERRITT J foul personal (1 - 1)			35 NGODU K foul drawn (1)
06:26				10 BURNS M substitution out
06:26				30 ROBINSON-NWAGWU M substitution in
06:11				0 JEWETT L 2pt FG second chance outside the paint, jump shot missed
06:08	12 MERRITT J defensive rebound (2)			
06:04	12 MERRITT J foul drawn (1)			30 ROBINSON-NWAGWU M foul personal (1 - 2)
06:04	2 FREELON K substitution out			
06:04	23 JOHNSON L substitution out			
06:04	5 MCKINNEY R substitution in			
06:04	42 LEWIS J substitution in			
06:04				35 NGODU K substitution out
06:04				10 BURNS M substitution in
05:57	3 SHAVERS J foul offensive (1 - 2)			30 ROBINSON-NWAGWU M foul drawn (1)
05:57	3 SHAVERS J turnover offensive (1)			



**Officials:** Tiara Cruse, Doug Knight, Demoya Pugh

Game Time	TTU	Score	Diff	UCF
05:47		<b>5-4</b>	<b>1</b>	10 BURNS M 2pt FG from turnover in the paint, layup made (2)
05:47	12 MERRITT J foul shooting (2 - 3)			10 BURNS M foul drawn (1)
05:47	12 MERRITT J substitution out			
05:47	2 FREELON K substitution in			
05:47		<b>5-5</b>	<b>0</b>	10 BURNS M free throw 1 - 1 made (3)
05:22	3 SHAVERS J 3pt FG , jump shot missed			
05:20	5 MCKINNEY R offensive rebound (1)			
05:10	5 MCKINNEY R 2pt FG second chance in the paint, layup made (2)	<b>7-5</b>	<b>2</b>	
05:10	42 LEWIS J assist (1)			
04:56		<b>7-7</b>	<b>0</b>	30 ROBINSON-NWAGWU M 2pt FG in the paint, layup made (2)
04:40	5 MCKINNEY R 2pt FG in the paint, layup made (4)	<b>9-7</b>	<b>2</b>	
04:40	2 FREELON K assist (1)			
04:28				10 BURNS M 2pt FG outside the paint, jump shot blocked
04:28	42 LEWIS J block (1)			
04:23	2 FREELON K defensive rebound (2)			
04:22	2 FREELON K turnover bad pass (2)			3 PETERSON K steal (2)
04:22	Timeout media			
04:22	3 SHAVERS J substitution out			
04:22	23 JOHNSON L substitution in			
04:22				30 ROBINSON-NWAGWU M substitution out
04:22				24 KELLY J substitution in
04:14				11 AKOT A turnover travel (1)
03:59	5 MCKINNEY R foul offensive (1 - 4)			0 JEWETT L foul drawn (1)
03:59	5 MCKINNEY R turnover offensive (1)			
03:43				3 PETERSON K 2pt FG from turnover in the paint, layup missed
03:40	23 JOHNSON L defensive rebound (2)			
03:30	23 JOHNSON L 2pt FG in the paint, layup blocked			
03:30				24 KELLY J block (1)
03:30	offensive rebound (9)			
03:30				11 AKOT A substitution out
03:30				15 GIBSON T substitution in
03:30	23 JOHNSON L foul drawn (1)			24 KELLY J foul personal (1 - 3)
03:23	23 JOHNSON L turnover lost ball (1)			10 BURNS M steal (1)
03:13	20 MAUPIN B steal (1)			15 GIBSON T turnover lost ball (1)
03:07	20 MAUPIN B 2pt FG from turnover outside the paint, jump shot missed			
03:05				15 GIBSON T defensive rebound (1)
03:05	2 FREELON K foul personal (1 - 5)			15 GIBSON T foul drawn (1)
03:05	20 MAUPIN B substitution out			
03:05	3 SHAVERS J substitution in			
03:05		<b>9-8</b>	<b>1</b>	15 GIBSON T free throw 1 - 2 made (1)
03:05		<b>9-9</b>	<b>0</b>	15 GIBSON T free throw 2 - 2 made (2)
02:44	3 SHAVERS J turnover bad pass (2)			0 JEWETT L steal (1)
02:40				0 JEWETT L turnover bad pass (1)
02:21	5 MCKINNEY R turnover bad pass (2)			0 JEWETT L steal (2)
02:16				3 PETERSON K 3pt FG from turnover, jump shot missed
02:13	2 FREELON K defensive rebound (3)			
02:06	23 JOHNSON L foul offensive (1 - 6)			0 JEWETT L foul drawn (2)
02:06	23 JOHNSON L turnover offensive (2)			



Official Basketball Play by Play - 1st Period  
**UCF at Texas Tech**  
 02/10/24 United Supermarkets Arena, Lubbock, Texas  
 2023-24 Women's Basketball

**Game Time:** 7:00 PM  
**Game Duration:** 2:04  
**Attendance:** 4,511

**Officials:** Tiara Cruse, Doug Knight, Demoya Pugh

Game Time	TTU	Score	Diff	UCF
02:06	5 MCKINNEY R substitution out			
02:06	20 MAUPIN B substitution in			
01:49		<b>9-12</b>	<b>-3</b>	0 JEWETT L 3pt FG from turnover, jump shot made (3)
01:49				10 BURNS M assist (1)
01:36	3 SHAVERS J turnover bad pass (3)			10 BURNS M steal (2)
01:30		<b>9-14</b>	<b>-5</b>	3 PETERSON K 2pt FG fast break from turnover in the paint, layup made (2)
01:20	20 MAUPIN B turnover lost ball (2)			24 KELLY J steal (1)
01:16	2 FREELON K foul shooting (2 - 7)			3 PETERSON K foul drawn (1)
01:16				24 KELLY J substitution out
01:16				35 NGODU K substitution in
01:16	2 FREELON K substitution out			
01:16	12 MERRITT J substitution in			
01:16		<b>9-15</b>	<b>-6</b>	3 PETERSON K free throw fast break 1 - 2 made (3)
01:16		<b>9-16</b>	<b>-7</b>	3 PETERSON K free throw fast break 2 - 2 made (4)
00:48	3 SHAVERS J 3pt FG , jump shot missed			
00:45				35 NGODU K defensive rebound (3)
00:40		<b>9-19</b>	<b>-10</b>	3 PETERSON K 3pt FG , jump shot made (7)
00:40				0 JEWETT L assist (1)
00:15	3 SHAVERS J 2pt FG in the paint, layup missed			
00:12				15 GIBSON T defensive rebound (2)
00:00		<b>9-21</b>	<b>-12</b>	35 NGODU K 2pt FG in the paint, jump shot made (4)
<b>END OF PERIOD</b>				
<b>TTU 9-21 UCF</b>				



UCF at Texas Tech

02/10/24 United Supermarkets Arena, Lubbock, Texas  
2023-24 Women's Basketball

Game Time: 7:00 PM  
Game Duration: 2:04  
Attendance: 4,511

Officials: Tiara Cruse, Doug Knight, Demoya Pugh

UCF - 21

NO.	Name	C/G	Min	FG	3P	FT	Rebounds			Fouls		TP	AS	TO	ST	Blocks		+/-
				M-A	M-A	M-A	OR	DR	TOT	PF	FD					BS	BA	
35	Khyala Ngodu	C	05:12	2-2	0-0	0-0	1	2	3	0	1	4	0	1	0	0	0	4
0	Laila Jewett	G	10:00	1-2	1-1	0-0	0	1	1	1	2	3	1	1	2	0	0	12
3	Kaitlin Peterson	G	10:00	2-6	1-3	2-2	0	0	0	0	1	7	0	1	2	0	0	12
10	Mya Burns	G	09:38	1-2	0-0	1-1	0	0	0	0	1	3	1	0	2	0	1	12
30	Morgan Robinson-Nwagwu	G	03:03	1-3	0-1	0-0	0	0	0	1	1	2	0	0	0	0	0	1
11	Achol Akot		05:31	0-0	0-0	0-0	0	0	0	0	0	0	1	1	0	0	0	-2
24	Jayla Kelly		03:06	0-0	0-0	0-0	0	0	0	1	0	0	0	0	1	1	0	7
15	Taylor Gibson		03:30	0-0	0-0	2-2	0	2	2	0	1	2	0	1	0	0	0	14
Team							0	0	0			0						
<b>Totals</b>				7-15	2-5	5-5	1	5	6	3	7	21	3	5	7	1	1	12

Shooting By Period		
1st FG%	7-15	46.7%
3PT%	2-5	40.0%
FT%	5-5	100%
GM FG%	7-15	46.7%
3PT%	2-5	40.0%
FT%	5-5	100.0%

Dead Ball Rebounds: 0, 0

Technical Fouls: NONE

Texas Tech - 9

NO.	Name	C/G	Min	FG	3P	FT	Rebounds			Fouls		TP	AS	TO	ST	Blocks		+/-
				M-A	M-A	M-A	OR	DR	TOT	PF	FD					BS	BA	
2	Kilah Freelon	F	08:27	0-1	0-0	0-0	0	3	3	2	0	0	1	2	0	0	0	-3
12	Jordyn Merritt	F	05:29	0-1	0-1	0-0	0	2	2	2	1	0	0	0	0	0	0	-6
3	Jasmine Shavers	G	08:43	1-5	0-3	0-0	0	0	0	1	0	2	1	3	0	0	0	-12
20	Bailey Maupin	G	09:01	1-2	1-1	0-0	0	1	1	0	1	3	1	2	1	0	0	-10
23	Laghan Johnson	G	08:18	0-1	0-0	0-0	1	1	2	1	1	0	0	2	0	0	1	-11
5	Rhyle McKinney		03:58	2-2	0-0	0-0	1	0	1	1	0	4	0	2	0	0	0	-3
42	Jazmaine Lewis		06:04	0-0	0-0	0-0	0	0	0	0	0	0	1	0	0	1	0	-15
Team							1	0	1			0						
<b>Totals</b>				4-12	1-5	0-0	3	7	10	7	3	9	4	11	1	1	1	-12

Shooting By Period		
1st FG%	4-12	33.3%
3PT%	1-5	20.0%
FT%	0-0	0%
GM FG%	4-12	33.3%
3PT%	1-5	20.0%
FT%	0-0	0.0%

Dead Ball Rebounds: 0, 0

Technical Fouls: NONE

	UCF	TTU
<b>Biggest lead</b>	12 (1 <sup>st</sup> 0:00)	3 (1 <sup>st</sup> 8:08)
<b>Best Scoring Run</b>	14 (1 <sup>st</sup> 0:00)	3 (1 <sup>st</sup> 8:08)
<b>Lead Changes</b>	1	
<b>Times Tied</b>	3	
<b>Time with Lead</b>	01:49	04:10

Points from	UCF	TTU
Turnovers	12	3
Paint	10	4
Second Chance	0	2
Fast Breaks	4	0
Bench	2	4

Period by Period Scoring					
	1st	2nd	3rd	4th	TOT
UCF	21	11	21	16	69
TTU	9	17	13	25	64



**Officials:** Tiara Cruse, Doug Knight, Demoya Pugh

**Period 2**

**Quarter Starters:**

<b>TTU</b>	3 Shavers J	12 Merritt J	20 Maupin B	23 Johnson L	30 Mora K
<b>UCF</b>	0 Jewett L	3 Peterson K	10 Burns M	15 Gibson T	35 Ngodu K

Game Time	TTU	Score	Diff	UCF
10:00	42 LEWIS J substitution out			
10:00	30 MORA K substitution in			
09:50	3 SHAVERS J 2pt FG in the paint, layup made (4)	<b>11-21</b>	<b>-10</b>	
09:50	30 MORA K assist (1)			
09:22		<b>11-24</b>	<b>-13</b>	10 BURNS M 3pt FG , jump shot made (6)
09:22				35 NGODU K assist (1)
09:09	30 MORA K foul drawn (1)			35 NGODU K foul shooting (1 - 1)
09:09	30 MORA K free throw 1 - 2 made (1)	<b>12-24</b>	<b>-12</b>	
09:09	30 MORA K free throw 2 - 2 made (2)	<b>13-24</b>	<b>-11</b>	
08:52				3 PETERSON K 2pt FG outside the paint, jump shot missed
08:48				15 GIBSON T offensive rebound (3)
08:47	20 MAUPIN B steal (2)			15 GIBSON T turnover lost ball (2)
08:43	3 SHAVERS J 2pt FG from turnover in the paint, layup missed			
08:40				35 NGODU K defensive rebound (4)
08:37				3 PETERSON K 2pt FG outside the paint, jump shot missed
08:35	defensive rebound (11)			
08:35				15 GIBSON T substitution out
08:35				30 ROBINSON-NWAGWU M substitution in
08:23	20 MAUPIN B 3pt FG , jump shot made (6)	<b>16-24</b>	<b>-8</b>	
08:23	30 MORA K assist (2)			
08:04	23 JOHNSON L foul shooting (2 - 1)			30 ROBINSON-NWAGWU M foul drawn (2)
08:04	23 JOHNSON L substitution out			
08:04	25 CHEVALIER A substitution in			
08:04		<b>16-25</b>	<b>-9</b>	30 ROBINSON-NWAGWU M free throw 1 - 2 made (3)
08:03				30 ROBINSON-NWAGWU M free throw 2 - 2 missed
08:01	12 MERRITT J defensive rebound (3)			
07:44	3 SHAVERS J 2pt FG outside the paint, jump shot made (6)	<b>18-25</b>	<b>-7</b>	
07:44	12 MERRITT J assist (1)			
07:21				30 ROBINSON-NWAGWU M 3pt FG , jump shot missed
07:17	25 CHEVALIER A defensive rebound (1)			
07:05	12 MERRITT J substitution out			
07:05	11 UKKONEN S substitution in			
07:05				30 ROBINSON-NWAGWU M substitution out
07:05				35 NGODU K substitution out
07:05				11 AKOT A substitution in
07:05				24 KELLY J substitution in
07:03	3 SHAVERS J 3pt FG , jump shot missed			
06:59				24 KELLY J defensive rebound (1)
06:56	25 CHEVALIER A steal (1)			24 KELLY J turnover bad pass (1)
06:51	20 MAUPIN B turnover lost ball (3)			
06:51	30 MORA K substitution out			
06:51	42 LEWIS J substitution in			



**Officials:** Tiara Cruse, Doug Knight, Demoya Pugh

Game Time	TTU	Score	Diff	UCF
06:33				10 BURNS M 2pt FG from turnover in the paint, jump shot missed
06:30				10 BURNS M offensive rebound (1)
06:27				0 JEWETT L 3pt FG from turnover second chance, jump shot missed
06:24	defensive rebound (14)			
06:11	3 SHAVERS J foul drawn (1)			24 KELLY J foul shooting (2 - 2)
06:11				24 KELLY J substitution out
06:11				35 NGODU K substitution in
06:11	3 SHAVERS J free throw 1 - 2 made (7)	<b>19-25</b>	<b>-6</b>	
06:11	3 SHAVERS J free throw 2 - 2 missed			
06:09				35 NGODU K defensive rebound (5)
05:53		<b>19-27</b>	<b>-8</b>	10 BURNS M 2pt FG in the paint, layup made (8)
05:35	42 LEWIS J foul drawn (1)			11 AKOT A foul personal (1 - 3)
05:35				0 JEWETT L substitution out
05:35				21 WARE T substitution in
05:35	25 CHEVALIER A substitution out			
05:35	5 MCKINNEY R substitution in			
05:17	11 UKKONEN S 2pt FG in the paint, jump shot blocked			
05:17				11 AKOT A block (1)
05:17	offensive rebound (15)			
05:15	5 MCKINNEY R 2pt FG second chance outside the paint, jump shot missed			
05:14				defensive rebound (12)
05:00				10 BURNS M 2pt FG outside the paint, jump shot missed
04:58				11 AKOT A offensive rebound (1)
04:57		<b>19-29</b>	<b>-10</b>	11 AKOT A 2pt FG second chance in the paint, layup made (2)
04:40	20 MAUPIN B 2pt FG in the paint, layup made (8)	<b>21-29</b>	<b>-8</b>	
04:20				3 PETERSON K 3pt FG , jump shot missed
04:17	3 SHAVERS J defensive rebound (1)			
04:10	3 SHAVERS J 2pt FG in the paint, layup missed			
04:07				11 AKOT A defensive rebound (2)
03:55				11 AKOT A 2pt FG in the paint, layup missed
03:53	3 SHAVERS J defensive rebound (2)			
03:39	3 SHAVERS J 2pt FG outside the paint, jump shot missed			
03:36				10 BURNS M defensive rebound (2)
03:11	11 UKKONEN S foul shooting (1 - 2)			21 WARE T foul drawn (1)
03:11	Timeout media			
03:11				11 AKOT A substitution out
03:11				15 GIBSON T substitution in
03:11		<b>21-30</b>	<b>-9</b>	21 WARE T free throw 1 - 2 made (1)
03:11				21 WARE T free throw 2 - 2 missed
03:09	3 SHAVERS J defensive rebound (3)			
02:40	3 SHAVERS J 2pt FG outside the paint, jump shot missed			
02:37	42 LEWIS J offensive rebound (1)			
02:36	42 LEWIS J 2pt FG second chance in the paint, layup made (2)	<b>23-30</b>	<b>-7</b>	
02:23	20 MAUPIN B foul drawn (2)			35 NGODU K foul offensive (2 - 4)
02:23				35 NGODU K turnover offensive (2)
02:23				21 WARE T substitution out
02:23				0 JEWETT L substitution in



Official Basketball Play by Play - 2nd Period  
**UCF at Texas Tech**  
 02/10/24 United Supermarkets Arena, Lubbock, Texas  
 2023-24 Women's Basketball

**Game Time:** 7:00 PM  
**Game Duration:** 2:04  
**Attendance:** 4,511

**Officials:** Tiara Cruse, Doug Knight, Demoya Pugh

Game Time	TTU	Score	Diff	UCF
02:23				35 NGODU K substitution out
02:23				24 KELLY J substitution in
02:08	20 MAUPIN B turnover lost ball (4)			3 PETERSON K steal (3)
02:08				3 PETERSON K turnover travel (2)
01:51	20 MAUPIN B 3pt FG from turnover, jump shot made (11)	<b>26-30</b>	<b>-4</b>	
01:17				10 BURNS M 2pt FG outside the paint, jump shot missed
01:16	defensive rebound (20)			
01:16				Timeout 30 Sec
00:52	42 LEWIS J foul offensive (1 - 3)			3 PETERSON K foul drawn (2)
00:52	42 LEWIS J turnover offensive (1)			
00:52				15 GIBSON T substitution out
00:52				21 WARE T substitution in
00:26		<b>26-32</b>	<b>-6</b>	21 WARE T 2pt FG from turnover outside the paint, jump shot made (3)
00:00	3 SHAVERS J 3pt FG , jump shot missed			
00:00	offensive dead ball rebound (1)			
<b>END OF PERIOD</b>				
<b>TTU 26-32 UCF</b>				





UCF at Texas Tech

02/10/24 United Supermarkets Arena, Lubbock, Texas  
2023-24 Women's Basketball

Game Time: 7:00 PM  
Game Duration: 2:04  
Attendance: 4,511

Officials: Tiara Cruse, Doug Knight, Demoya Pugh

UCF - 11

NO.	Name	Min	FG			Rebounds			Fouls		TP	AS	TO	ST	Blocks		+/-
			M-A	3P	FT	OR	DR	TOT	PF	FD					BS	BA	
35	Khyala Ngodu	C 06:43	0-0	0-0	0-0	0	2	2	2	0	0	1	1	0	0	0	-5
0	Laila Jewett	G 06:48	0-1	0-1	0-0	0	0	0	0	0	0	0	0	0	0	0	-5
3	Kaitlin Peterson	G 10:00	0-3	0-1	0-0	0	0	0	0	1	0	0	1	1	0	0	-6
10	Mya Burns	G 10:00	2-5	1-1	0-0	1	1	2	0	0	5	0	0	0	0	0	-6
30	Morgan Robinson-Nwagwu	G 01:30	0-1	0-1	1-2	0	0	0	0	1	1	0	0	0	0	0	-4
11	Achol Akot	03:54	1-2	0-0	0-0	1	1	2	1	0	2	0	0	0	1	0	1
24	Jayla Kelly	03:17	0-0	0-0	0-0	0	1	1	1	0	0	0	1	0	0	0	-1
21	Timia Ware	04:05	1-1	0-0	1-2	0	0	0	0	1	3	0	0	0	0	0	1
15	Taylor Gibson	03:44	0-0	0-0	0-0	1	0	1	0	0	0	0	1	0	0	0	-5
Team						0	1	1			0						
<b>Totals</b>			4-13	1-4	2-4	3	6	9	4	3	11	1	4	1	1	0	-6

Shooting By Period		
2 <sup>nd</sup> FG%	4-13	30.8%
3PT%	1-4	25.0%
FT%	2-4	50%
GM FG%	4-13	30.8%
3PT%	1-4	25.0%
FT%	2-4	50.0%

Dead Ball Rebounds: 0, 0

Technical Fouls: NONE

Texas Tech - 17

NO.	Name	Min	FG			Rebounds			Fouls		TP	AS	TO	ST	Blocks		+/-
			M-A	3P	FT	OR	DR	TOT	PF	FD					BS	BA	
2	Kilah Freelon	F 00:00	0-0	0-0	0-0	0	0	0	0	0	0	0	0	0	0	0	0
12	Jordyn Merritt	F 02:55	0-0	0-0	0-0	0	1	1	0	0	0	1	0	0	0	0	5
3	Jasmine Shavers	G 10:00	2-8	0-2	1-2	0	3	3	0	1	5	0	0	0	0	0	6
20	Bailey Maupin	G 10:00	3-3	2-2	0-0	0	0	0	0	1	8	0	2	1	0	0	6
23	Loghan Johnson	G 01:56	0-0	0-0	0-0	0	0	0	1	0	0	0	0	0	0	0	4
30	Kelly Mora	03:09	0-0	0-0	2-2	0	0	0	0	1	2	2	0	0	0	0	5
25	Ashley Chevalier	02:29	0-0	0-0	0-0	0	1	1	0	0	0	0	0	1	0	0	0
11	Saga Ukkonen	07:05	0-1	0-0	0-0	0	0	0	1	0	0	0	0	0	0	1	1
42	Jazmaine Lewis	06:51	1-1	0-0	0-0	1	0	1	1	1	2	0	1	0	0	0	1
5	Rhyle McKinney	05:35	0-1	0-0	0-0	0	0	0	0	0	0	0	0	0	0	0	2
Team						1	3	4			0						
<b>Totals</b>			6-14	2-4	3-4	2	8	10	3	4	17	3	3	2	0	1	6

Shooting By Period		
2 <sup>nd</sup> FG%	6-14	42.9%
3PT%	2-4	50.0%
FT%	3-4	75%
GM FG%	6-14	42.9%
3PT%	2-4	50.0%
FT%	3-4	75.0%

Dead Ball Rebounds: 1, 0

Technical Fouls: NONE

	UCF	TTU
<b>Biggest lead</b>	13 (2 <sup>nd</sup> 9:22)	0 (1 <sup>st</sup> 10:00)
<b>Best Scoring Run</b>	4 (2 <sup>nd</sup> 4:57)	5 (2 <sup>nd</sup> 8:23)
<b>Lead Changes</b>	0	
<b>Times Tied</b>	0	
<b>Time with Lead</b>	09:50	00:00

	UCF	TTU
<b>Points from</b>		
<b>Turnovers</b>	2	3
<b>Paint</b>	4	6
<b>Second Chance</b>	2	2
<b>Fast Breaks</b>	0	0
<b>Bench</b>	5	4

	Period by Period Scoring				
	1st	2nd	3rd	4th	TOT
<b>UCF</b>	21	11	21	16	69
<b>TTU</b>	9	17	13	25	64



UCF at Texas Tech

02/10/24 United Supermarkets Arena, Lubbock, Texas  
2023-24 Women's Basketball

Game Time: 7:00 PM  
Game Duration: 2:04  
Attendance: 4,511

Officials: Tiara Cruse, Doug Knight, Demoya Pugh

UCF - 32

NO.	Name	C/G	Min	FG			Rebounds			Fouls		TP	AS	TO	ST	Blocks		+/-
				M-A	M-A	M-A	OR	DR	TOT	PF	FD					BS	BA	
35	Khyala Ngodu	C	11:55	2-2	0-0	0-0	1	4	5	2	1	4	1	2	0	0	0	-1
0	Laila Jewett	G	16:48	1-3	1-2	0-0	0	1	1	1	2	3	1	1	2	0	0	7
3	Kaitlin Peterson	G	20:00	2-9	1-4	2-2	0	0	0	0	2	7	0	2	3	0	0	6
10	Mya Burns	G	19:38	3-7	1-1	1-1	1	1	2	0	1	8	1	0	2	0	1	6
30	Morgan Robinson-Nwagwu	G	04:33	1-4	0-2	1-2	0	0	0	1	2	3	0	0	0	0	0	-3
11	Achol Akot		09:25	1-2	0-0	0-0	1	1	2	1	0	2	1	1	0	1	0	-1
24	Jayla Kelly		06:23	0-0	0-0	0-0	0	1	1	2	0	0	0	1	1	1	0	6
15	Taylor Gibson		07:14	0-0	0-0	2-2	1	2	3	0	1	2	0	2	0	0	0	9
21	Timia Ware		04:05	1-1	0-0	1-2	0	0	0	0	1	3	0	0	0	0	0	1
Team							0	1	1			0		0				
<b>Totals</b>				11-28	3-9	7-9	4	11	15	7	10	32	4	9	8	2	1	6

Shooting By Period		
1st FG%	7-15	46.7%
3PT%	2-5	40.0%
FT%	5-5	100%
2nd FG%	4-13	30.8%
3PT%	1-4	25.0%
FT%	2-4	50%
GM FG%	11-28	39.3%
3PT%	3-9	33.3%
FT%	7-9	77.8%

Dead Ball Rebounds: 0, 0

Technical Fouls: NONE

Texas Tech - 26

NO.	Name	C/G	Min	FG			Rebounds			Fouls		TP	AS	TO	ST	Blocks		+/-
				M-A	M-A	M-A	OR	DR	TOT	PF	FD					BS	BA	
2	Kilah Freelon	F	08:27	0-1	0-0	0-0	0	3	3	2	0	0	1	2	0	0	0	-3
12	Jordyn Merritt	F	08:24	0-1	0-1	0-0	0	3	3	2	1	0	1	0	0	0	0	-1
3	Jasmine Shavers	G	18:43	3-13	0-5	1-2	0	3	3	1	1	7	1	3	0	0	0	-6
20	Bailey Maupin	G	19:01	4-5	3-3	0-0	0	1	1	0	2	11	1	4	2	0	0	-4
23	Loghan Johnson	G	10:14	0-1	0-0	0-0	1	1	2	2	1	0	0	2	0	0	1	-7
5	Rhyle McKinney		09:33	2-3	0-0	0-0	1	0	1	1	0	4	0	2	0	0	0	-1
42	Jazmaine Lewis		12:55	1-1	0-0	0-0	1	0	1	1	1	2	1	1	0	1	0	-14
30	Kelly Mora		03:09	0-0	0-0	2-2	0	0	0	0	1	2	2	0	0	0	0	5
25	Ashley Chevalier		02:29	0-0	0-0	0-0	0	1	1	0	0	0	0	0	1	0	0	0
11	Saga Ukkonen		07:05	0-1	0-0	0-0	0	0	0	1	0	0	0	0	0	0	1	1
Team							2	3	5			0		0				
<b>Totals</b>				10-26	3-9	3-4	5	15	20	10	7	26	7	14	3	1	2	-6

Shooting By Period		
1st FG%	4-12	33.3%
3PT%	1-5	20.0%
FT%	0-0	0%
2nd FG%	6-14	42.9%
3PT%	2-4	50.0%
FT%	3-4	75%
GM FG%	10-26	38.5%
3PT%	3-9	33.3%
FT%	3-4	75.0%

Dead Ball Rebounds: 1, 0

Technical Fouls: NONE

	UCF	TTU
Biggest lead	13 (2 <sup>nd</sup> 9:22)	3 (1 <sup>st</sup> 8:08)
Best Scoring Run	14 (1 <sup>st</sup> 0:00)	5 (2 <sup>nd</sup> 8:23)
Lead Changes	1	
Times Tied	3	
Time with Lead	11:49	04:10

	UCF	TTU
Points from	14	6
Turnovers	14	10
Paint	2	4
Second Chance	4	0
Fast Breaks	7	8
Bench		

	Period by Period Scoring				
	1st	2nd	3rd	4th	TOT
UCF	21	11	21	16	69
TTU	9	17	13	25	64



**Officials:** Tiara Cruse, Doug Knight, Demoya Pugh

**Period 3**

**Quarter Starters:**

<b>TTU</b>	2 Freelon K	3 Shavers J	12 Merritt J	20 Maupin B	23 Johnson L
<b>UCF</b>	0 Jewett L	3 Peterson K	10 Burns M	21 Ware T	35 Ngodu K

Game Time	TTU	Score	Diff	UCF
10:00	5 MCKINNEY R substitution out			
10:00	11 UKKONEN S substitution out			
10:00	42 LEWIS J substitution out			
10:00	2 FREELON K substitution in			
10:00	12 MERRITT J substitution in			
10:00	23 JOHNSON L substitution in			
10:00				24 KELLY J substitution out
10:00				35 NGODU K substitution in
09:48	2 FREELON K foul personal (3 - 1)			35 NGODU K foul drawn (2)
09:43				3 PETERSON K 2pt FG in the paint, jump shot missed
09:41	12 MERRITT J defensive rebound (4)			
09:20	3 SHAVERS J 2pt FG in the paint, layup blocked			
09:20				35 NGODU K block (1)
09:20	offensive rebound (22)			
09:12	23 JOHNSON L 2pt FG second chance outside the paint, jump shot blocked			
09:12				0 JEWETT L block (1)
09:04	offensive dead ball rebound (2)			
09:03	turnover shot clock (15)			
08:51				35 NGODU K 2pt FG from turnover outside the paint, jump shot missed
08:48	20 MAUPIN B defensive rebound (2)			
08:45	20 MAUPIN B foul drawn (3)			0 JEWETT L foul personal (2 - 1)
08:24	2 FREELON K 2pt FG in the paint, layup missed			
08:19				0 JEWETT L defensive rebound (2)
08:18		<b>26-34</b>	<b>-8</b>	3 PETERSON K 2pt FG fast break in the paint, layup made (9)
08:00	20 MAUPIN B 2pt FG in the paint, jump shot missed			
07:57	2 FREELON K offensive rebound (4)			
07:56	2 FREELON K 2pt FG second chance in the paint, layup made (2)	<b>28-34</b>	<b>-6</b>	
07:45				21 WARE T turnover travel (1)
07:16	20 MAUPIN B 3pt FG from turnover, jump shot missed			
07:12				21 WARE T defensive rebound (1)
07:08		<b>28-36</b>	<b>-8</b>	3 PETERSON K 2pt FG fast break in the paint, layup made (11)
06:49	20 MAUPIN B 2pt FG in the paint, layup made (13)	<b>30-36</b>	<b>-6</b>	
06:49	12 MERRITT J assist (2)			
06:49	Timeout 30 Sec			
06:49	3 SHAVERS J substitution out			
06:49	5 MCKINNEY R substitution in			
06:49				35 NGODU K substitution out
06:49				24 KELLY J substitution in
06:24		<b>30-39</b>	<b>-9</b>	21 WARE T 3pt FG , jump shot made (6)
06:00	2 FREELON K 2pt FG in the paint, layup made (4)	<b>32-39</b>	<b>-7</b>	
06:00	23 JOHNSON L assist (1)			



**Officials:** Tiara Cruse, Doug Knight, Demoya Pugh

Game Time	TTU	Score	Diff	UCF
05:36		<b>32-42</b>	<b>-10</b>	3 PETERSON K 3pt FG , jump shot made (14)
05:36				21 WARE T assist (1)
05:15	23 JOHNSON L foul drawn (2)			21 WARE T foul personal (1 - 2)
05:15	5 MCKINNEY R substitution out			
05:15	3 SHAVERS J substitution in			
05:15				21 WARE T substitution out
05:15				15 GIBSON T substitution in
05:03	20 MAUPIN B 2pt FG in the paint, jump shot missed			
05:01				15 GIBSON T defensive rebound (4)
05:01	12 MERRITT J foul personal (3 - 2)			15 GIBSON T foul drawn (2)
05:00	Timeout media			
05:00	12 MERRITT J substitution out			
05:00	42 LEWIS J substitution in			
04:35		<b>32-44</b>	<b>-12</b>	24 KELLY J 2pt FG outside the paint, jump shot made (2)
04:24	20 MAUPIN B turnover lost ball (5)			3 PETERSON K steal (4)
04:20		<b>32-46</b>	<b>-14</b>	3 PETERSON K 2pt FG fast break from turnover in the paint, layup made (16)
03:58	2 FREELON K turnover bad pass (3)			
03:58	42 LEWIS J substitution out			
03:58	30 MORA K substitution in			
03:58	2 FREELON K substitution out			
03:58	11 UKKONEN S substitution in			
03:43				3 PETERSON K 3pt FG from turnover, jump shot missed
03:39				15 GIBSON T offensive rebound (5)
03:36				15 GIBSON T 2pt FG from turnover second chance in the paint, jump shot missed
03:32	30 MORA K defensive rebound (1)			
03:31	20 MAUPIN B foul drawn (4)			15 GIBSON T foul shooting (1 - 3)
03:31				15 GIBSON T substitution out
03:31				11 AKOT A substitution in
03:31	20 MAUPIN B free throw 1 - 2 missed			
03:31	offensive dead ball rebound (3)			
03:31	20 MAUPIN B free throw 2 - 2 made (14)	<b>33-46</b>	<b>-13</b>	
03:19				3 PETERSON K 3pt FG , jump shot missed
03:16	defensive rebound (26)			
02:52	3 SHAVERS J 2pt FG in the paint, layup made (9)	<b>35-46</b>	<b>-11</b>	
02:52	20 MAUPIN B assist (2)			
02:31		<b>35-48</b>	<b>-13</b>	10 BURNS M 2pt FG in the paint, layup made (10)
02:31	30 MORA K foul shooting (1 - 3)			10 BURNS M foul drawn (2)
02:31	30 MORA K substitution out			
02:31	2 FREELON K substitution in			
02:31				11 AKOT A substitution out
02:31				21 WARE T substitution in
02:31		<b>35-49</b>	<b>-14</b>	10 BURNS M free throw 1 - 1 made (11)
02:20	23 JOHNSON L foul drawn (3)			0 JEWETT L foul personal (3 - 4)
02:15	23 JOHNSON L foul drawn (4)			0 JEWETT L foul shooting (4 - 5)
02:15	23 JOHNSON L free throw 1 - 2 made (1)	<b>36-49</b>	<b>-13</b>	
02:15	23 JOHNSON L free throw 2 - 2 made (2)	<b>37-49</b>	<b>-12</b>	
02:15				0 JEWETT L substitution out
02:15				11 AKOT A substitution in



Official Basketball Play by Play - 3rd Period  
**UCF at Texas Tech**  
 02/10/24 United Supermarkets Arena, Lubbock, Texas  
 2023-24 Women's Basketball

**Game Time:** 7:00 PM  
**Game Duration:** 2:04  
**Attendance:** 4,511

**Officials:** Tiara Cruse, Doug Knight, Demoya Pugh

Game Time	TTU	Score	Diff	UCF
02:02				24 KELLY J 2pt FG in the paint, layup missed
01:59				10 BURNS M offensive rebound (3)
01:53		<b>37-51</b>	<b>-14</b>	24 KELLY J 2pt FG second chance in the paint, layup made (4)
01:53	23 JOHNSON L foul personal (3 - 4)			11 AKOT A foul drawn (1)
01:51	3 SHAVERS J foul personal (2 - 5)			10 BURNS M foul drawn (3)
01:51		<b>37-52</b>	<b>-15</b>	10 BURNS M free throw 1 - 2 made (12)
01:51		<b>37-53</b>	<b>-16</b>	10 BURNS M free throw 2 - 2 made (13)
01:34	20 MAUPIN B 3pt FG , jump shot missed			
01:30				21 WARE T defensive rebound (2)
01:26	20 MAUPIN B steal (3)			21 WARE T turnover bad pass (2)
01:15	3 SHAVERS J foul drawn (2)			24 KELLY J foul shooting (3 - 6)
01:15				24 KELLY J substitution out
01:15				35 NGODU K substitution in
01:15	3 SHAVERS J free throw 1 - 2 made (10)	<b>38-53</b>	<b>-15</b>	
01:15	3 SHAVERS J free throw 2 - 2 made (11)	<b>39-53</b>	<b>-14</b>	
00:58	23 JOHNSON L steal (1)			35 NGODU K turnover lost ball (3)
00:48	3 SHAVERS J 2pt FG from turnover in the paint, layup missed			
00:45				35 NGODU K defensive rebound (6)
00:22	11 UKKONEN S foul drawn (1)			35 NGODU K foul offensive (3 - 7)
00:22				35 NGODU K turnover offensive (4)
00:01	11 UKKONEN S 3pt FG from turnover, jump shot missed			
00:00				10 BURNS M defensive rebound (4)
<b>END OF PERIOD</b>				
<b>TTU 39-53 UCF</b>				



UCF at Texas Tech

02/10/24 United Supermarkets Arena, Lubbock, Texas  
2023-24 Women's Basketball

Game Time: 7:00 PM  
Game Duration: 2:04  
Attendance: 4,511

Officials: Tiara Cruse, Doug Knight, Demoya Pugh

UCF - 21

NO.	Name	C	Min	FG			Rebounds			Fouls		TP	AS	TO	ST	Blocks		+/-
				M-A	3P	FT	OR	DR	TOT	PF	FD					BS	BA	
35	Khyala Ngodu	C	04:26	0-1	0-0	0-0	0	1	1	1	1	0	0	2	0	1	0	-2
0	Laila Jewett	G	07:45	0-0	0-0	0-0	0	1	1	3	0	0	0	0	0	1	0	6
3	Kaitlin Peterson	G	10:00	4-7	1-3	0-0	0	0	0	0	0	9	0	0	1	0	0	8
10	Mya Burns	G	10:00	1-1	0-0	3-3	1	1	2	0	2	5	0	0	0	0	0	8
30	Morgan Robinson-Nwagwu	G	00:00	0-0	0-0	0-0	0	0	0	0	0	0	0	0	0	0	0	0
24	Jayla Kelly		05:34	2-3	0-0	0-0	0	0	0	1	0	4	0	0	0	0	0	10
15	Taylor Gibson		01:44	0-1	0-0	0-0	1	1	2	1	1	0	0	0	0	0	0	4
11	Achol Akot		03:15	0-0	0-0	0-0	0	0	0	0	1	0	0	0	0	0	0	1
21	Timia Ware		07:16	1-1	1-1	0-0	0	2	2	1	0	3	1	2	0	0	0	5
Team							0	0	0			0		0				
<b>Totals</b>				8-14	2-4	3-3	2	6	8	7	5	21	1	4	1	2	0	8

Shooting By Period		
3rd FG%	8-14	57.1%
3PT%	2-4	50.0%
FT%	3-3	100%
GM FG%	8-14	57.1%
3PT%	2-4	50.0%
FT%	3-3	100.0%

Dead Ball Rebounds: 0, 0

Technical Fouls: NONE

Texas Tech - 13

NO.	Name	C	Min	FG			Rebounds			Fouls		TP	AS	TO	ST	Blocks		+/-
				M-A	3P	FT	OR	DR	TOT	PF	FD					BS	BA	
2	Kilah Freelon	F	08:33	2-3	0-0	0-0	1	0	1	1	0	4	0	1	0	0	0	-9
12	Jordyn Merritt	F	05:00	0-0	0-0	0-0	0	1	1	1	0	0	1	0	0	0	0	-4
3	Jasmine Shavers	G	08:26	1-3	0-0	2-2	0	0	0	1	1	4	0	0	0	0	1	-4
20	Bailey Maupin	G	10:00	1-5	0-2	1-2	0	1	1	0	2	3	1	1	1	0	0	-8
23	Lohan Johnson	G	10:00	0-1	0-0	2-2	0	0	0	1	3	2	1	0	1	0	1	-8
5	Rhyle McKinney		01:34	0-0	0-0	0-0	0	0	0	0	0	0	0	0	0	0	0	-4
42	Jazmaine Lewis		01:02	0-0	0-0	0-0	0	0	0	0	0	0	0	0	0	0	0	-4
11	Saga Ukkonen		03:58	0-1	0-1	0-0	0	0	0	0	1	0	0	0	0	0	0	0
30	Kelly Mora		01:27	0-0	0-0	0-0	0	1	1	1	0	0	0	0	0	0	0	1
Team							1	1	2			0		1				
<b>Totals</b>				4-13	0-3	5-6	2	4	6	5	7	13	3	3	2	0	2	-8

Shooting By Period		
3rd FG%	4-13	30.8%
3PT%	0-3	0.0%
FT%	5-6	83.3%
GM FG%	4-13	30.8%
3PT%	0-3	0.0%
FT%	5-6	83.3%

Dead Ball Rebounds: 2, 0

Technical Fouls: NONE

	UCF	TTU
Biggest lead	16 (3 <sup>rd</sup> 1:51)	0 (1 <sup>st</sup> 10:00)
Best Scoring Run	7 (3 <sup>rd</sup> 4:20)	3 (3 <sup>rd</sup> 2:52)
Lead Changes	0	
Times Tied	0	
Time with Lead	09:43	00:00

	UCF	TTU
Points from		
Turnovers	2	2
Paint	10	8
Second Chance	2	2
Fast Breaks	6	0
Bench	7	0

	Period by Period Scoring				
	1st	2nd	3rd	4th	TOT
UCF	21	11	21	16	69
TTU	9	17	13	25	64



**Officials:** Tiara Cruse, Doug Knight, Demoya Pugh

**Period 4**

**Quarter Starters:**

<b>TTU</b>	2 Freelon K	11 Ukkonen S	12 Merritt J	20 Maupin B	23 Johnson L
<b>UCF</b>	3 Peterson K	10 Burns M	11 Akot A	21 Ware T	35 Ngodu K

Game Time	TTU	Score	Diff	UCF
10:00	3 SHAVERS J substitution out			
10:00	12 MERRITT J substitution in			
09:51	20 MAUPIN B 2pt FG in the paint, layup made (16)	<b>41-53</b>	<b>-12</b>	
09:51	20 MAUPIN B foul drawn (5)			3 PETERSON K foul shooting (1 - 1)
09:51	20 MAUPIN B free throw 1 - 1 made (17)	<b>42-53</b>	<b>-11</b>	
09:23				35 NGODU K 2pt FG in the paint, jump shot missed
09:20				35 NGODU K offensive rebound (7)
09:19				35 NGODU K 2pt FG second chance in the paint, layup missed
09:19	12 MERRITT J defensive rebound (5)			
09:19	20 MAUPIN B substitution out			
09:19	3 SHAVERS J substitution in			
08:54	2 FREELON K foul drawn (1)			35 NGODU K foul shooting (4 - 2)
08:54	2 FREELON K free throw 1 - 2 missed			
08:54	offensive dead ball rebound (4)			
08:54	2 FREELON K free throw 2 - 2 made (5)	<b>43-53</b>	<b>-10</b>	
08:54				35 NGODU K substitution out
08:54				24 KELLY J substitution in
08:54				Timeout 30 Sec
08:54	11 UKKONEN S substitution out			
08:54	20 MAUPIN B substitution in			
08:54				21 WARE T substitution out
08:54				0 JEWETT L substitution in
08:40	3 SHAVERS J foul personal (3 - 1)			10 BURNS M foul drawn (4)
08:31	2 FREELON K foul drawn (2)			24 KELLY J foul offensive (4 - 3)
08:31				24 KELLY J turnover offensive (2)
08:31				24 KELLY J substitution out
08:31				35 NGODU K substitution in
08:03	2 FREELON K 2pt FG in the paint, layup missed			
08:00	23 JOHNSON L offensive rebound (3)			
07:59	2 FREELON K 2pt FG second chance in the paint, layup made (7)	<b>45-53</b>	<b>-8</b>	
07:59	23 JOHNSON L assist (2)			
07:38				3 PETERSON K 2pt FG in the paint, layup missed
07:37				offensive rebound (25)
07:20	23 JOHNSON L foul personal (4 - 2)			11 AKOT A foul drawn (2)
07:20	23 JOHNSON L substitution out			
07:20	5 MCKINNEY R substitution in			
07:16				10 BURNS M 3pt FG second chance, jump shot missed
07:12				11 AKOT A offensive rebound (3)
07:11				11 AKOT A turnover travel (2)
06:50	3 SHAVERS J 2pt FG from turnover outside the paint, jump shot made (13)	<b>47-53</b>	<b>-6</b>	
06:17	2 FREELON K foul shooting (4 - 3)			3 PETERSON K foul drawn (3)
06:17		<b>47-54</b>	<b>-7</b>	3 PETERSON K free throw 1 - 2 made (17)



**Officials:** Tiara Cruse, Doug Knight, Demoya Pugh

Game Time	TTU	Score	Diff	UCF
06:17		<b>47-55</b>	<b>-8</b>	3 PETERSON K free throw 2 - 2 made (18)
06:17	2 FREELON K substitution out			
06:17	11 UKKONEN S substitution in			
06:17				35 NGODU K substitution out
06:17				21 WARE T substitution in
05:48	20 MAUPIN B 2pt FG outside the paint, jump shot made (19)	<b>49-55</b>	<b>-6</b>	
05:46	Timeout 30 Sec			
05:26	11 UKKONEN S foul shooting (2 - 4)			3 PETERSON K foul drawn (4)
05:26				3 PETERSON K free throw 1 - 2 missed
05:26				offensive dead ball rebound (1)
05:26		<b>49-56</b>	<b>-7</b>	3 PETERSON K free throw 2 - 2 made (19)
05:10	5 MCKINNEY R 3pt FG , jump shot made (7)	<b>52-56</b>	<b>-4</b>	
05:10	12 MERRITT J assist (3)			
05:00				3 PETERSON K 2pt FG in the paint, layup missed
04:55	12 MERRITT J defensive rebound (6)			
04:54	12 MERRITT J turnover lost ball (1)			3 PETERSON K steal (5)
04:50		<b>52-58</b>	<b>-6</b>	11 AKOT A 2pt FG from turnover outside the paint, jump shot made (4)
04:50				Timeout 30 Sec
04:28	3 SHAVERS J 2pt FG in the paint, layup missed			
04:24				11 AKOT A defensive rebound (4)
04:24				11 AKOT A turnover bad pass (3)
04:08	20 MAUPIN B turnover bad pass (6)			3 PETERSON K steal (6)
03:46		<b>52-60</b>	<b>-8</b>	3 PETERSON K 2pt FG from turnover in the paint, layup made (21)
03:38	20 MAUPIN B foul drawn (6)			0 JEWETT L foul shooting (5 - 4)
03:38	11 UKKONEN S substitution out			
03:38	12 MERRITT J substitution out			
03:38	2 FREELON K substitution in			
03:38	23 JOHNSON L substitution in			
03:38				0 JEWETT L substitution out
03:38				35 NGODU K substitution in
03:38	20 MAUPIN B free throw 1 - 2 made (20)	<b>53-60</b>	<b>-7</b>	
03:38	20 MAUPIN B free throw 2 - 2 made (21)	<b>54-60</b>	<b>-6</b>	
03:17	5 MCKINNEY R foul drawn (1)			10 BURNS M foul offensive (1 - 5)
03:17				10 BURNS M turnover offensive (1)
03:01	3 SHAVERS J 2pt FG from turnover in the paint, layup blocked			
03:01				10 BURNS M block (1)
02:52	23 JOHNSON L offensive rebound (4)			
02:51	23 JOHNSON L 2pt FG from turnover second chance outside the paint, jump shot missed			
02:45				10 BURNS M defensive rebound (5)
02:28	23 JOHNSON L steal (2)			3 PETERSON K turnover lost ball (3)
02:23	5 MCKINNEY R turnover lost ball (3)			
02:07				3 PETERSON K 2pt FG from turnover outside the paint, jump shot missed
02:05	defensive rebound (31)			
02:05	5 MCKINNEY R substitution out			
02:05	12 MERRITT J substitution in			
01:52	20 MAUPIN B turnover lost ball (7)			3 PETERSON K steal (7)





**Officials:** Tiara Cruse, Doug Knight, Demoya Pugh

Game Time	TTU	Score	Diff	UCF
01:40				11 AKOT A turnover bad pass (4)
01:26	23 JOHNSON L turnover bad pass (3)			3 PETERSON K steal (8)
01:23	20 MAUPIN B foul shooting (1 - 5)			3 PETERSON K foul drawn (5)
01:23		<b>54-61</b>	<b>-7</b>	3 PETERSON K free throw fast break 1 - 2 made (22)
01:23		<b>54-62</b>	<b>-8</b>	3 PETERSON K free throw fast break 2 - 2 made (23)
01:17	Timeout 30 Sec			
01:17	12 MERRITT J substitution out			
01:17	5 MCKINNEY R substitution in			
01:15	23 JOHNSON L foul drawn (5)			10 BURNS M foul personal (2 - 6)
01:15	5 MCKINNEY R substitution out			
01:15	12 MERRITT J substitution in			
01:15	23 JOHNSON L free throw 1 - 2 missed			
01:15	offensive dead ball rebound (5)			
01:15	23 JOHNSON L free throw 2 - 2 made (3)	<b>55-62</b>	<b>-7</b>	
01:04		<b>55-64</b>	<b>-9</b>	11 AKOT A 2pt FG in the paint, layup made (6)
01:04				3 PETERSON K assist (1)
00:46	Timeout 30 Sec			
00:46	23 JOHNSON L substitution out			
00:46	5 MCKINNEY R substitution in			
00:42	5 MCKINNEY R 3pt FG , jump shot made (10)	<b>58-64</b>	<b>-6</b>	
00:42	20 MAUPIN B assist (3)			
00:30	20 MAUPIN B foul personal (2 - 6)			3 PETERSON K foul drawn (6)
00:30				3 PETERSON K free throw 1 - 2 missed
00:30				offensive dead ball rebound (2)
00:30				3 PETERSON K free throw 2 - 2 missed
00:28	12 MERRITT J defensive rebound (7)			
00:23	2 FREELON K 2pt FG fast break in the paint, layup made (9)	<b>60-64</b>	<b>-4</b>	
00:23	20 MAUPIN B assist (4)			
00:23				Timeout 60 Sec
00:23	5 MCKINNEY R substitution out			
00:23	23 JOHNSON L substitution in			
00:23				35 NGODU K substitution out
00:23				30 ROBINSON-NWAGWU M substitution in
00:22	23 JOHNSON L foul personal (5 - 7)			10 BURNS M foul drawn (5)
00:22	23 JOHNSON L substitution out			
00:22	5 MCKINNEY R substitution in			
00:22				30 ROBINSON-NWAGWU M substitution out
00:22				22 GODBOLT S substitution in
00:22		<b>60-65</b>	<b>-5</b>	10 BURNS M free throw 1 - 2 made (14)
00:22		<b>60-66</b>	<b>-6</b>	10 BURNS M free throw 2 - 2 made (15)
00:13	5 MCKINNEY R 3pt FG , jump shot missed			
00:13	offensive rebound (33)			
00:13	12 MERRITT J substitution out			
00:13	11 UKKONEN S substitution in			
00:09	5 MCKINNEY R foul drawn (2)			11 AKOT A foul shooting (2 - 7)
00:09	5 MCKINNEY R free throw 1 - 2 made (11)	<b>61-66</b>	<b>-5</b>	
00:09	5 MCKINNEY R free throw 2 - 2 missed			
00:08				10 BURNS M defensive rebound (6)
00:07	3 SHAVERS J foul personal (4 - 8)			10 BURNS M foul drawn (6)



Official Basketball Play by Play - 4th Period  
**UCF at Texas Tech**  
 02/10/24 United Supermarkets Arena, Lubbock, Texas  
 2023-24 Women's Basketball

**Game Time:** 7:00 PM  
**Game Duration:** 2:04  
**Attendance:** 4,511

**Officials:** Tiara Cruse, Doug Knight, Demoya Pugh

Game Time	TTU	Score	Diff	UCF
00:07		<b>61-67</b>	<b>-6</b>	10 BURNS M free throw 1 - 2 made (16)
00:07		<b>61-68</b>	<b>-7</b>	10 BURNS M free throw 2 - 2 made (17)
00:02	20 MAUPIN B 3pt FG , jump shot made (24)	<b>64-68</b>	<b>-4</b>	
00:01	3 SHAVERS J foul personal (5 - 9)			10 BURNS M foul drawn (7)
00:01	3 SHAVERS J substitution out			
00:01	30 MORA K substitution in			
00:01				10 BURNS M free throw 1 - 2 missed
00:01				offensive dead ball rebound (3)
00:01		<b>64-69</b>	<b>-5</b>	10 BURNS M free throw 2 - 2 made (18)
<b>END OF GAME</b>				
<b>TTU 64-69 UCF</b>				



**Officials:** Tiara Cruse, Doug Knight, Demoya Pugh

**UCF - 16**

NO.	Name	C/G	Min	FG			Rebounds			Fouls		TP	AS	TO	ST	Blocks		+/-
				M-A	M-A	M-A	OR	DR	TOT	PF	FD					BS	BA	
35	Khyala Ngodu	C	06:35	0-2	0-0	0-0	1	0	1	1	0	0	0	0	0	0	0	-10
0	Laila Jewett	G	05:16	0-0	0-0	0-0	0	0	0	1	0	0	0	0	0	0	0	-2
3	Kaitlin Peterson	G	10:00	1-4	0-0	5-8	0	0	0	1	4	7	1	1	4	0	0	-9
10	Mya Burns	G	10:00	0-1	0-1	5-6	0	2	2	2	4	5	0	1	0	1	0	-9
30	Morgan Robinson-Nwagwu	G	00:01	0-0	0-0	0-0	0	0	0	0	0	0	0	0	0	0	0	0
11	Achol Akot		10:00	2-2	0-0	0-0	1	1	2	1	1	4	0	3	0	0	0	-9
24	Jayla Kelly		00:23	0-0	0-0	0-0	0	0	0	1	0	0	0	1	0	0	0	0
21	Timia Ware		07:23	0-0	0-0	0-0	0	0	0	0	0	0	0	0	0	0	0	-7
22	Sierra Godbolt		00:22	0-0	0-0	0-0	0	0	0	0	0	0	0	0	0	0	0	1
Team							1	0	1			0		0				
<b>Totals</b>				3-9	0-1	10-14	3	3	6	7	9	16	1	6	4	1	0	-9

Shooting By Period		
4 <sup>th</sup> FG%	3-9	33.3%
3PT%	0-1	0.0%
FT%	10-14	71.4%
GM FG%	3-9	33.3%
3PT%	0-1	0.0%
FT%	10-14	71.4%

Dead Ball Rebounds: 3, 0

**Technical Fouls:** NONE

**Texas Tech - 25**

NO.	Name	C/G	Min	FG			Rebounds			Fouls		TP	AS	TO	ST	Blocks		+/-
				M-A	M-A	M-A	OR	DR	TOT	PF	FD					BS	BA	
2	Kilah Freelon	F	07:21	2-3	0-0	1-2	0	0	0	1	2	5	0	0	0	0	0	9
12	Jordyn Merritt	F	08:11	0-0	0-0	0-0	0	3	3	0	0	0	1	1	0	0	0	6
3	Jasmine Shavers	G	09:18	1-3	0-0	0-0	0	0	0	3	0	2	0	0	0	0	1	7
20	Bailey Maupin	G	09:35	3-3	1-1	3-3	0	0	0	2	2	10	2	2	0	0	0	8
23	Lohan Johnson	G	05:33	0-1	0-0	1-2	2	0	2	2	1	1	1	1	1	0	0	5
5	Rhyle McKinney		06:02	2-3	2-3	1-2	0	0	0	0	2	7	0	1	0	0	0	6
11	Saga Ukkonen		03:59	0-0	0-0	0-0	0	0	0	1	0	0	0	0	0	0	0	5
30	Kelly Mora		00:01	0-0	0-0	0-0	0	0	0	0	0	0	0	0	0	0	0	-1
Team							1	1	2			0		0				
<b>Totals</b>				8-13	3-4	6-9	3	4	7	9	7	25	4	5	1	0	1	9

Shooting By Period		
4 <sup>th</sup> FG%	8-13	61.5%
3PT%	3-4	75.0%
FT%	6-9	66.7%
GM FG%	8-13	61.5%
3PT%	3-4	75.0%
FT%	6-9	66.7%

Dead Ball Rebounds: 2, 0

**Technical Fouls:** NONE

	UCF	TTU
<b>Biggest lead</b>	12 (4 <sup>th</sup> 9:51)	0 (1 <sup>st</sup> 10:00)
<b>Best Scoring Run</b>	4(4 <sup>th</sup> 3:46)	8(4 <sup>th</sup> 6:50)
<b>Lead Changes</b>	0	
<b>Times Tied</b>	0	
<b>Time with Lead</b>	09:51	00:00

	UCF	TTU
<b>Points from</b>		
<b>Turnovers</b>	6	2
<b>Paint</b>	4	6
<b>Second Chance</b>	0	3
<b>Fast Breaks</b>	2	2
<b>Bench</b>	4	7

	Period by Period Scoring				
	1st	2nd	3rd	4th	TOT
<b>UCF</b>	21	11	21	16	69
<b>TTU</b>	9	17	13	25	64



**Officials:** Tiara Cruse, Doug Knight, Demoya Pugh

**UCF - 37**

NO.	Name	C/G	Min	FG	3P	FT	Rebounds			Fouls		TP	AS	TO	ST	Blocks		+/-
				M-A	M-A	M-A	OR	DR	TOT	PF	FD					BS	BA	
35	Khyala Ngodu	C	11:01	0-3	0-0	0-0	1	1	2	2	1	0	0	2	0	1	0	-12
0	Laila Jewett	G	13:01	0-0	0-0	0-0	0	1	1	4	0	0	0	0	0	1	0	4
3	Kaitlin Peterson	G	20:00	5-11	1-3	5-8	0	0	0	1	4	16	1	1	5	0	0	-1
10	Mya Burns	G	20:00	1-2	0-1	8-9	1	3	4	2	6	10	0	1	0	1	0	-1
30	Morgan Robinson-Nwagwu	G	00:01	0-0	0-0	0-0	0	0	0	0	0	0	0	0	0	0	0	0
24	Jayla Kelly		05:57	2-3	0-0	0-0	0	0	0	2	0	4	0	1	0	0	0	10
15	Taylor Gibson		01:44	0-1	0-0	0-0	1	1	2	1	1	0	0	0	0	0	0	4
11	Achol Akot		13:15	2-2	0-0	0-0	1	1	2	1	2	4	0	3	0	0	0	-8
21	Timia Ware		14:39	1-1	1-1	0-0	0	2	2	1	0	3	1	2	0	0	0	-2
22	Sierra Godbolt		00:22	0-0	0-0	0-0	0	0	0	0	0	0	0	0	0	0	0	1
Team							1	0	1			0		0				
<b>Totals</b>				11-23	2-5	13-17	5	9	14	14	14	37	2	10	5	3	0	-1

Shooting By Period		
3 <sup>rd</sup> FG%	8-14	57.1%
3PT%	2-4	50.0%
FT%	3-3	100%
4 <sup>th</sup> FG%	3-9	33.3%
3PT%	0-1	0.0%
FT%	10-14	71.4%
GM FG%	11-23	47.8%
3PT%	2-5	40.0%
FT%	13-17	76.5%

Dead Ball Rebounds: 3, 0

Technical Fouls: NONE

**Texas Tech - 38**

NO.	Name	C/G	Min	FG	3P	FT	Rebounds			Fouls		TP	AS	TO	ST	Blocks		+/-
				M-A	M-A	M-A	OR	DR	TOT	PF	FD					BS	BA	
2	Kilah Freelon	F	15:54	4-6	0-0	1-2	1	0	1	2	2	9	0	1	0	0	0	0
12	Jordyn Merritt	F	13:11	0-0	0-0	0-0	0	4	4	1	0	0	2	1	0	0	0	2
3	Jasmine Shavers	G	17:44	2-6	0-0	2-2	0	0	0	4	1	6	0	0	0	0	2	3
20	Bailey Maupin	G	19:35	4-8	1-3	4-5	0	1	1	2	4	13	3	3	1	0	0	0
23	Loghan Johnson	G	15:33	0-2	0-0	3-4	2	0	2	3	4	3	2	1	2	0	1	-3
5	Rhyle McKinney		07:36	2-3	2-3	1-2	0	0	0	0	2	7	0	1	0	0	0	2
42	Jazmaine Lewis		01:02	0-0	0-0	0-0	0	0	0	0	0	0	0	0	0	0	0	-4
11	Saga Ukkonen		07:57	0-1	0-1	0-0	0	0	0	1	1	0	0	0	0	0	0	5
30	Kelly Mora		01:28	0-0	0-0	0-0	0	1	1	1	0	0	0	0	0	0	0	0
Team							2	2	4			0		1				
<b>Totals</b>				12-26	3-7	11-15	5	8	13	14	14	38	7	8	3	0	3	1

Shooting By Period		
3 <sup>rd</sup> FG%	4-13	30.8%
3PT%	0-3	0.0%
FT%	5-6	83.3%
4 <sup>th</sup> FG%	8-13	61.5%
3PT%	3-4	75.0%
FT%	6-9	66.7%
GM FG%	12-26	46.2%
3PT%	3-7	42.9%
FT%	11-15	73.3%

Dead Ball Rebounds: 4, 0

Technical Fouls: NONE

	UCF	TTU
<b>Biggest lead</b>	16 (3 <sup>rd</sup> 1:51)	0 (1 <sup>st</sup> 10:00)
<b>Best Scoring Run</b>	7 (3 <sup>rd</sup> 4:20)	10 (4 <sup>th</sup> 6:50)
<b>Lead Changes</b>	0	
<b>Times Tied</b>	0	
<b>Time with Lead</b>	19:43	00:00

	UCF	TTU
<b>Points from</b>	UCF	TTU
<b>Turnovers</b>	8	4
<b>Paint</b>	14	14
<b>Second Chance</b>	2	5
<b>Fast Breaks</b>	8	2
<b>Bench</b>	11	7

	Period by Period Scoring				
	1st	2nd	3rd	4th	TOT
<b>UCF</b>	21	11	21	16	69
<b>TTU</b>	9	17	13	25	64



**UCF at Texas Tech**

02/10/24 United Supermarkets Arena, Lubbock, Texas  
2023-24 Women's Basketball

**Game Time:** 7:00 PM  
**Game Duration:** 2:04  
**Attendance:** 4,511

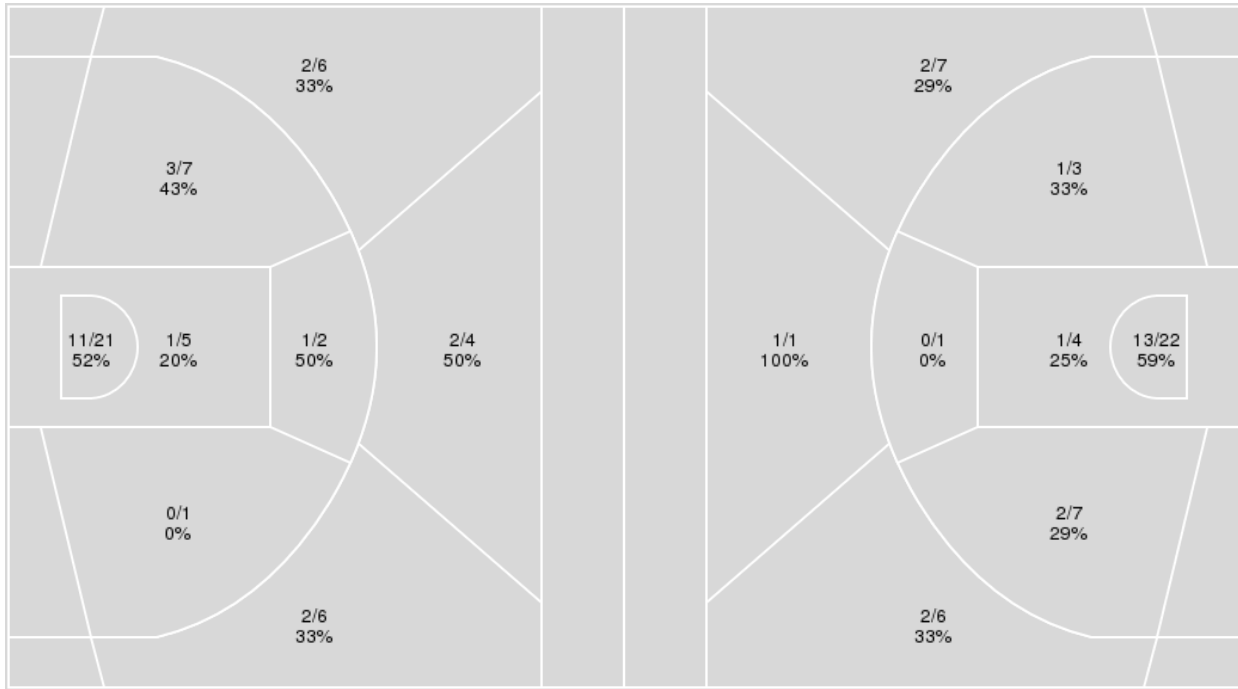
**Officials:** Tiara Cruse, Doug Knight, Demoya Pugh

{ Players => 1, 2, 3, 4, 5, 10, 11, 12, 13, 20, 23, 24, 25, 30, 42; } FG  
Types => All; Results => All;

{ Players => All; } FG Types => All; Results => All;

**Texas Tech**

**UCF**



Texas Tech	M/A	%
Field Goals	22/52	42
2 Points	16/36	44
3 Points	6/16	38
Free Throws	14/19	74

UCF	M/A	%
Field Goals	22/51	43
2 Points	17/37	46
3 Points	5/14	36
Free Throws	20/26	77



**UCF at Texas Tech**

02/10/24 United Supermarkets Arena, Lubbock, Texas  
2023-24 Women's Basketball

**Game Time:** 7:00 PM  
**Game Duration:** 2:04  
**Attendance:** 4,511

**Officials:** Tiara Cruse, Doug Knight, Demoya Pugh

**UCF**

No	Name	Mins		Score		Points Diff		Points per Min		Assists		Rebounds		Steals		Turnovers	
		On	Off	On	Off	On	Off	On	Off	On	Off	On	Off	On	Off	On	Off
0	Laila Jewett	29:49	10:11	53 - 42	16 - 22	11	-6	1.78	1.57	5	1	18	11	11	2	12	7
3	Kaitlin Peterson	40:00	00:00	69 - 64	0 - 0	5	0	1.73	0.00	6	0	29	0	13	0	19	0
10	Mya Burns	39:38	00:22	69 - 64	0 - 0	5	0	1.74	0.00	6	0	29	0	13	0	19	0
11	Achol Akot	22:40	17:20	33 - 42	36 - 22	-9	14	1.46	2.08	2	4	19	10	6	7	13	6
15	Taylor Gibson	08:58	31:03	22 - 9	47 - 55	13	-8	2.46	1.51	3	3	7	22	7	6	5	14
21	Timia Ware	18:44	21:17	34 - 35	35 - 29	-1	6	1.82	1.65	2	4	14	15	4	9	9	10
22	Sierra Godbolt	00:22	39:38	5 - 4	64 - 60	1	4	13.57	1.61	0	6	1	28	0	13	0	19
24	Jayla Kelly	12:20	27:40	26 - 10	43 - 54	16	-11	2.11	1.55	2	4	7	22	7	6	7	12
30	Morgan Robinson-Nwagwu	04:34	35:26	6 - 9	63 - 55	-3	8	1.31	1.78	0	6	1	28	1	12	0	19
35	Khyala Ngodu	22:56	17:04	28 - 41	41 - 23	-13	18	1.22	2.40	4	2	20	9	3	10	11	8

**Texas Tech**

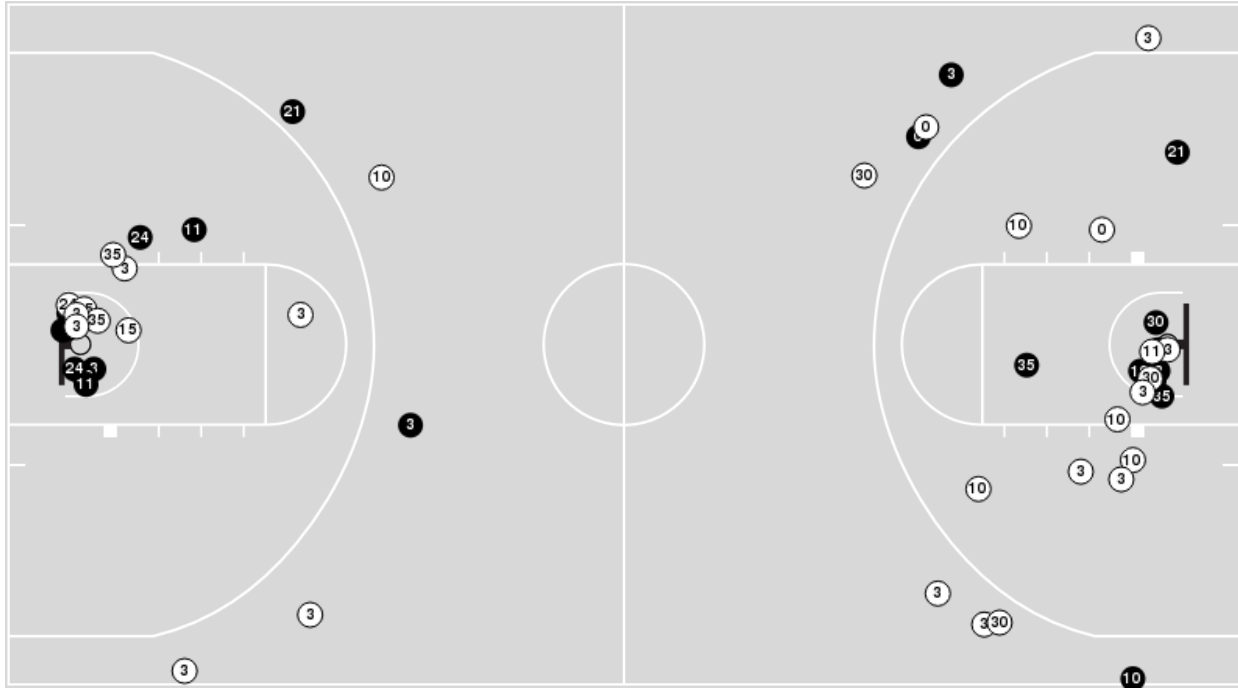
No	Name	Mins		Score		Points Diff		Points per Min		Assists		Rebounds		Steals		Turnovers	
		On	Off	On	Off	On	Off	On	Off	On	Off	On	Off	On	Off	On	Off
2	Kilah Freelon	24:21	15:39	39 - 42	25 - 27	-3	-2	1.60	1.60	9	5	20	13	4	2	16	6
3	Jasmine Shavers	36:27	03:33	59 - 62	5 - 7	-3	-2	1.62	1.41	13	1	30	3	5	1	20	2
5	Rhyle McKinney	17:09	22:51	31 - 30	33 - 39	1	-6	1.81	1.44	6	8	16	17	2	4	12	10
11	Saga Ukkonen	15:02	24:58	28 - 22	36 - 47	6	-11	1.86	1.44	2	12	11	22	3	3	5	17
12	Jordyn Merritt	21:35	18:25	39 - 38	25 - 31	1	-6	1.81	1.36	11	3	17	16	1	5	8	14
20	Bailey Maupin	38:36	01:24	63 - 67	1 - 2	-4	-1	1.63	0.71	14	0	32	1	6	0	19	3
23	Loghan Johnson	25:47	14:13	34 - 44	30 - 25	-10	5	1.32	2.11	8	6	19	14	5	1	15	7
25	Ashley Chevalier	02:29	37:31	3 - 3	61 - 66	0	-5	1.21	1.63	1	13	3	30	1	5	1	21
30	Kelly Mora	04:37	35:23	12 - 7	52 - 62	5	-10	2.60	1.47	4	10	5	28	2	4	1	21
42	Jazmaine Lewis	13:57	26:03	12 - 30	52 - 39	-18	13	0.86	2.00	2	12	12	21	1	5	13	9



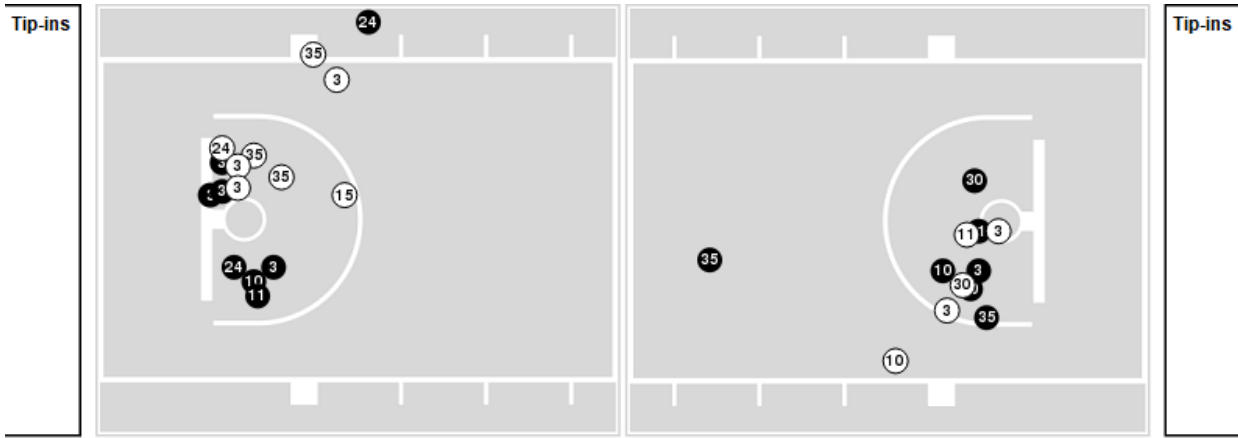
**Officials:** Tiara Cruse, Doug Knight, Demoya Pugh

Players => AllFG Types=>AllResults=>All  
**UCF**

**All Field Goals**



**Blow Up Chart**



● Made ○ Missed N - Player Number

UCF	M/A	%
Field Goals	22/51	43
2 Points	17/37	46
3 Points	5/14	36
Free Throws	20/26	77

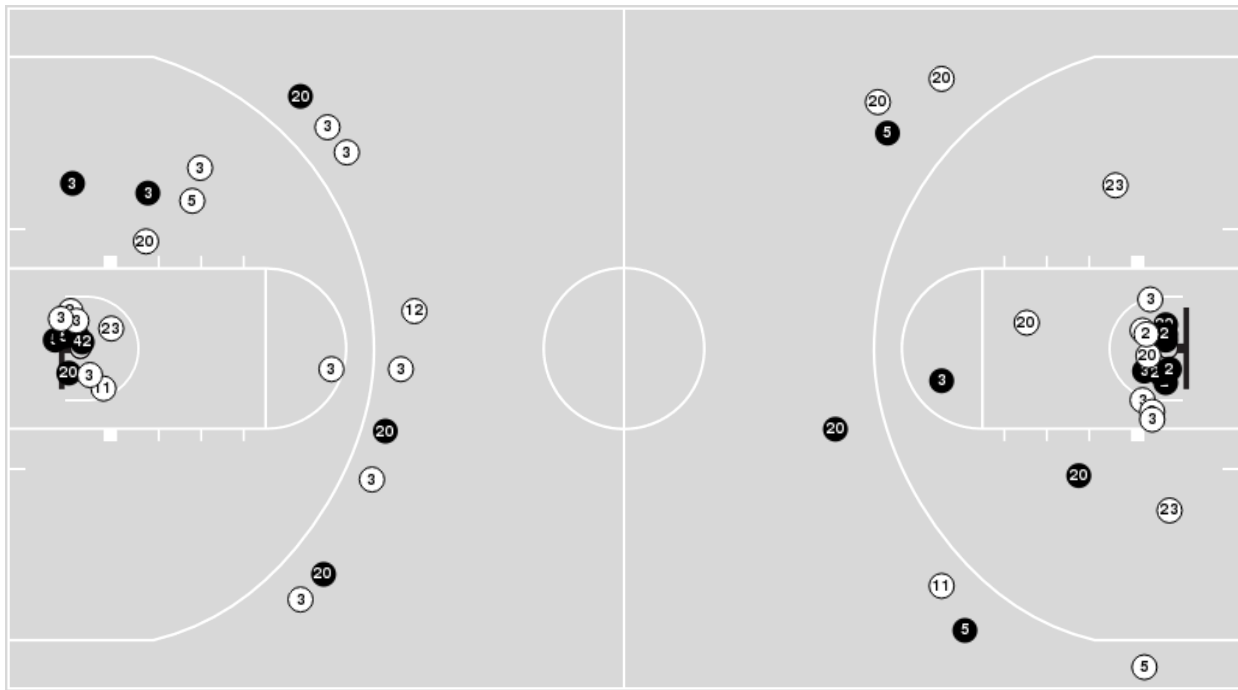
UCF	M/A	%
Points in the Paint	28 (14 / 26)	54
Fast Break Points	12 (8/8)	100
Second Chance Points	4 (2/7)	29
Effective FG%	48	



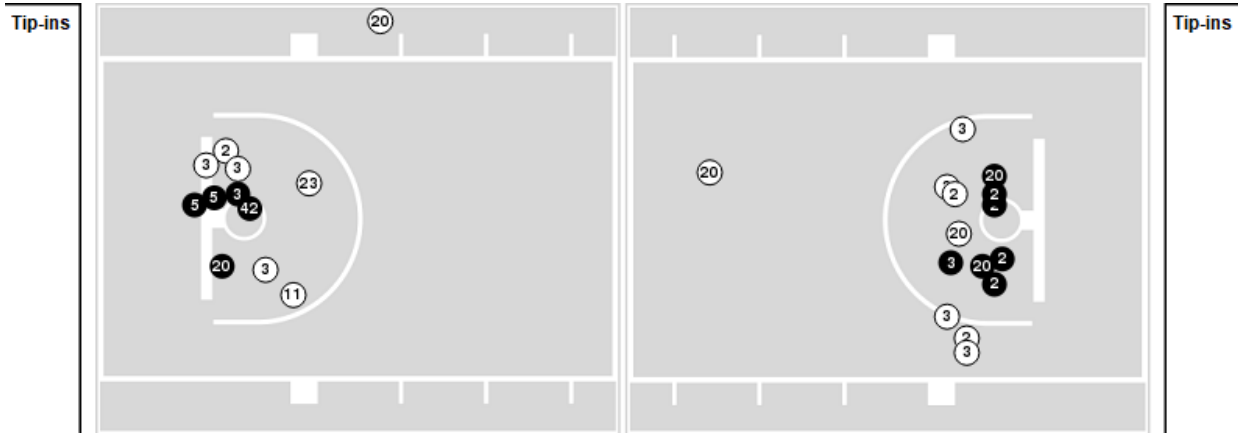
Players => 1, 2, 3, 4, 5, 10, 11, 12, 13, 20, 23, 24, 25, 30, 42 FG Types=>All Results=>All

**Texas Tech**

**All Field Goals**



**Blow Up Chart**



● Made    ○ Missed    N - Player Number

Texas Tech	M/A	%
Field Goals	22/52	42
2 Points	16/36	44
3 Points	6/16	38
Free Throws	14/19	74

Texas Tech	M/A	%
Points in the Paint	24 (12 / 26)	46
Fast Break Points	2 (1/1)	100
Second Chance Points	9 (5/10)	50
Effective FG%	48	





**Officials:** Tiara Cruse, Doug Knight, Demoya Pugh

**UCF**

Lineup	Quarter On	Time On	Quarter Off	Time Off	Time on Court	Score	Score Diff	Reb	Stl	Tov	Ass	PPP
0- Jewett L/ 3- Peterson K/ 10- Burns M/ 30- Robinson-Nwagwu M/ 35- Ngodu K/	1	10:00	1	09:01	00:59	0-0	0	1	0	0	0	0.0000
0- Jewett L/ 3- Peterson K/ 10- Burns M/ 11- Akot A/ 35- Ngodu K/	1	09:01	1	06:26	02:35	2-5	-3	2	1	2	1	0.5000
0- Jewett L/ 3- Peterson K/ 11- Akot A/ 30- Robinson-Nwagwu M/ 35- Ngodu K/	1	06:26	1	06:04	00:22	0-0	0	0	0	0	0	0.0000
0- Jewett L/ 3- Peterson K/ 10- Burns M/ 11- Akot A/ 30- Robinson-Nwagwu M/	1	06:04	1	04:22	01:42	5-4	1	0	1	0	0	1.4535
0- Jewett L/ 3- Peterson K/ 10- Burns M/ 11- Akot A/ 24- Kelly J/	1	04:22	1	03:30	00:52	0-0	0	0	0	1	0	0.0000
0- Jewett L/ 3- Peterson K/ 10- Burns M/ 15- Gibson T/ 24- Kelly J/	1	03:30	1	01:16	02:14	7-0	7	1	5	2	1	1.1905
0- Jewett L/ 3- Peterson K/ 10- Burns M/ 15- Gibson T/ 35- Ngodu K/	1	01:16	2	08:35	02:41	10-4	6	4	0	1	2	1.7007
0- Jewett L/ 3- Peterson K/ 10- Burns M/ 30- Robinson-Nwagwu M/ 35- Ngodu K/	2	08:35	2	07:05	01:30	1-5	-4	0	0	0	0	0.5319
0- Jewett L/ 3- Peterson K/ 10- Burns M/ 11- Akot A/ 24- Kelly J/	2	07:05	2	06:11	00:54	0-0	0	2	0	1	0	0.0000
0- Jewett L/ 3- Peterson K/ 10- Burns M/ 11- Akot A/ 35- Ngodu K/	2	06:11	2	05:35	00:36	2-1	1	1	0	0	0	2.0000
3- Peterson K/ 10- Burns M/ 11- Akot A/ 21- Ware T/ 35- Ngodu K/	2	05:35	2	03:11	02:24	2-2	0	4	0	0	0	0.6667
3- Peterson K/ 10- Burns M/ 15- Gibson T/ 21- Ware T/ 35- Ngodu K/	2	03:11	2	02:23	00:48	1-2	-1	0	0	1	0	0.5319
0- Jewett L/ 3- Peterson K/ 10- Burns M/ 15- Gibson T/ 35- Ngodu K/	2	02:23	2	02:23	00:00	0-0	0	0	0	0	0	0.0000
0- Jewett L/ 3- Peterson K/ 10- Burns M/ 15- Gibson T/ 24- Kelly J/	2	02:23	2	00:52	01:30	0-3	-3	0	1	1	0	0.0000
0- Jewett L/ 3- Peterson K/ 10- Burns M/ 21- Ware T/ 24- Kelly J/	2	00:52	3	10:00	00:52	2-0	2	0	0	0	0	2.0000
0- Jewett L/ 3- Peterson K/ 10- Burns M/ 21- Ware T/ 35- Ngodu K/	3	10:00	3	06:49	03:11	4-4	0	2	0	1	0	0.8000
0- Jewett L/ 3- Peterson K/ 10- Burns M/ 21- Ware T/ 24- Kelly J/	3	06:49	3	05:15	01:34	6-2	4	0	0	0	1	3.0000
0- Jewett L/ 3- Peterson K/ 10- Burns M/ 15- Gibson T/ 24- Kelly J/	3	05:15	3	03:31	01:44	4-0	4	2	1	0	0	1.3333
0- Jewett L/ 3- Peterson K/ 10- Burns M/ 11- Akot A/ 24- Kelly J/	3	03:31	3	02:31	01:00	2-3	-1	0	0	0	0	1.0000
0- Jewett L/ 3- Peterson K/ 10- Burns M/ 21- Ware T/ 24- Kelly J/	3	02:31	3	02:15	00:16	1-2	-1	0	0	0	0	2.2727
3- Peterson K/ 10- Burns M/ 11- Akot A/ 21- Ware T/ 24- Kelly J/	3	02:15	3	01:15	01:00	4-0	4	2	0	1	0	1.3889
3- Peterson K/ 10- Burns M/ 11- Akot A/ 21- Ware T/ 35- Ngodu K/	3	01:15	4	08:54	02:21	0-6	-6	3	0	2	0	0.0000
3- Peterson K/ 10- Burns M/ 11- Akot A/ 21- Ware T/ 24- Kelly J/	4	08:54	4	08:54	00:00	0-0	0	0	0	0	0	0.0000
0- Jewett L/ 3- Peterson K/ 10- Burns M/ 11- Akot A/ 24- Kelly J/	4	08:54	4	08:31	00:23	0-0	0	0	0	1	0	0.0000
0- Jewett L/ 3- Peterson K/ 10- Burns M/ 11- Akot A/ 35- Ngodu K/	4	08:31	4	06:17	02:14	2-4	-2	2	0	1	0	1.0638
0- Jewett L/ 3- Peterson K/ 10- Burns M/ 11- Akot A/ 21- Ware T/	4	06:17	4	03:38	02:39	5-5	0	1	2	1	0	1.0246
3- Peterson K/ 10- Burns M/ 11- Akot A/ 21- Ware T/ 35- Ngodu K/	4	03:38	4	00:23	03:14	4-8	-4	1	2	3	1	0.5917
3- Peterson K/ 10- Burns M/ 11- Akot A/ 21- Ware T/ 30- Robinson-Nwagwu M/	4	00:23	4	00:22	00:01	0-0	0	0	0	0	0	0.0000
3- Peterson K/ 10- Burns M/ 11- Akot A/ 21- Ware T/ 22- Godbolt S/	4	00:22	4	00:00	00:22	5-4	1	1	0	0	0	1.8939



**Officials:** Tiara Cruse, Doug Knight, Demoya Pugh

**Texas Tech**

Lineup	Quarter On	Time On	Quarter Off	Time Off	Time on Court	Score	Score Diff	Reb	Stl	Tov	Ass	PPP
2- Freelon K/3- Shavers J/12- Merritt J/20- Maupin B/23- Johnson L/	1	10:00	1	06:04	03:56	5-2	3	5	0	2	2	0.8333
3- Shavers J/5- McKinney R/12- Merritt J/20- Maupin B/42- Lewis J/	1	06:04	1	05:47	00:17	0-2	-2	0	0	1	0	0.0000
2- Freelon K/3- Shavers J/5- McKinney R/20- Maupin B/42- Lewis J/	1	05:47	1	04:22	01:25	4-3	1	2	0	1	2	1.3333
2- Freelon K/5- McKinney R/20- Maupin B/23- Johnson L/42- Lewis J/	1	04:22	1	03:05	01:17	0-0	0	2	1	2	0	0.0000
2- Freelon K/3- Shavers J/5- McKinney R/23- Johnson L/42- Lewis J/	1	03:05	1	02:06	00:59	0-2	-2	1	0	3	0	0.0000
2- Freelon K/3- Shavers J/20- Maupin B/23- Johnson L/42- Lewis J/	1	02:06	1	01:16	00:50	0-5	-5	0	0	2	0	0.0000
3- Shavers J/12- Merritt J/20- Maupin B/23- Johnson L/42- Lewis J/	1	01:16	2	10:00	01:16	0-7	-7	0	0	0	0	0.0000
3- Shavers J/12- Merritt J/20- Maupin B/23- Johnson L/30- Mora K/	2	10:00	2	08:04	01:56	7-3	4	1	1	0	2	1.8041
3- Shavers J/12- Merritt J/20- Maupin B/25- Chevalier A/30- Mora K/	2	08:04	2	07:05	00:59	2-1	1	2	0	0	1	2.0000
3- Shavers J/11- Ukkonen S/20- Maupin B/25- Chevalier A/30- Mora K/	2	07:05	2	06:51	00:14	0-0	0	0	1	1	0	0.0000
3- Shavers J/11- Ukkonen S/20- Maupin B/25- Chevalier A/42- Lewis J/	2	06:51	2	05:35	01:16	1-2	-1	1	0	0	0	1.1364
3- Shavers J/5- McKinney R/11- Ukkonen S/20- Maupin B/42- Lewis J/	2	05:35	3	10:00	05:35	7-5	2	6	0	2	0	0.7778
2- Freelon K/3- Shavers J/12- Merritt J/20- Maupin B/23- Johnson L/	3	10:00	3	06:49	03:11	4-4	0	4	0	1	1	0.6667
2- Freelon K/5- McKinney R/12- Merritt J/20- Maupin B/23- Johnson L/	3	06:49	3	05:15	01:34	2-6	-4	0	0	0	1	2.0000
2- Freelon K/3- Shavers J/12- Merritt J/20- Maupin B/23- Johnson L/	3	05:15	3	05:00	00:15	0-0	0	0	0	0	0	0.0000
2- Freelon K/3- Shavers J/20- Maupin B/23- Johnson L/42- Lewis J/	3	05:00	3	03:58	01:02	0-4	-4	0	0	2	0	0.0000
2- Freelon K/3- Shavers J/20- Maupin B/23- Johnson L/30- Mora K/	3	03:58	3	03:58	00:00	0-0	0	0	0	0	0	0.0000
3- Shavers J/11- Ukkonen S/20- Maupin B/23- Johnson L/30- Mora K/	3	03:58	3	02:31	01:27	3-2	1	2	0	0	1	1.5957
2- Freelon K/3- Shavers J/11- Ukkonen S/20- Maupin B/23- Johnson L/	3	02:31	4	10:00	02:31	4-5	-1	0	2	0	0	0.8403
2- Freelon K/11- Ukkonen S/12- Merritt J/20- Maupin B/23- Johnson L/	4	10:00	4	09:19	00:41	3-0	3	1	0	0	0	2.0833
2- Freelon K/3- Shavers J/11- Ukkonen S/12- Merritt J/23- Johnson L/	4	09:19	4	08:54	00:25	1-0	1	0	0	0	0	1.1364
2- Freelon K/3- Shavers J/12- Merritt J/20- Maupin B/23- Johnson L/	4	08:54	4	07:20	01:34	2-0	2	1	0	0	1	2.0000
2- Freelon K/3- Shavers J/5- McKinney R/12- Merritt J/20- Maupin B/	4	07:20	4	06:17	01:03	2-2	0	0	0	0	0	2.0000
3- Shavers J/5- McKinney R/11- Ukkonen S/12- Merritt J/20- Maupin B/	4	06:17	4	03:38	02:39	5-5	0	1	0	2	1	1.0000
2- Freelon K/3- Shavers J/5- McKinney R/20- Maupin B/23- Johnson L/	4	03:38	4	02:05	01:33	2-0	2	2	1	1	0	0.6944
2- Freelon K/3- Shavers J/12- Merritt J/20- Maupin B/23- Johnson L/	4	02:05	4	01:17	00:48	0-2	-2	0	0	2	0	0.0000
2- Freelon K/3- Shavers J/5- McKinney R/20- Maupin B/23- Johnson L/	4	01:17	4	01:15	00:02	0-0	0	0	0	0	0	0.0000
2- Freelon K/3- Shavers J/12- Merritt J/20- Maupin B/23- Johnson L/	4	01:15	4	00:46	00:28	1-2	-1	0	0	0	0	1.1364
2- Freelon K/3- Shavers J/5- McKinney R/12- Merritt J/20- Maupin B/	4	00:46	4	00:23	00:23	5-0	5	1	0	0	2	2.5000
2- Freelon K/3- Shavers J/12- Merritt J/20- Maupin B/23- Johnson L/	4	00:23	4	00:22	00:01	0-0	0	0	0	0	0	0.0000
2- Freelon K/3- Shavers J/5- McKinney R/12- Merritt J/20- Maupin B/	4	00:22	4	00:13	00:08	0-2	-2	1	0	0	0	0.0000
2- Freelon K/3- Shavers J/5- McKinney R/11- Ukkonen S/20- Maupin B/	4	00:13	4	00:01	00:12	4-2	2	0	0	0	0	2.1277
2- Freelon K/5- McKinney R/11- Ukkonen S/20- Maupin B/30- Mora K/	4	00:01	4	00:00	00:01	0-1	-1	0	0	0	0	0.0000



**UCF at Texas Tech**

02/10/24 United Supermarkets Arena, Lubbock, Texas  
2023-24 Women's Basketball

**Game Time:** 7:00 PM  
**Game Duration:** 2:04  
**Attendance:** 4,511

**Officials:** Tiara Cruse, Doug Knight, Demoya Pugh

**UCF**

Lineup	Time	Score	Score Diff	Pts/Min	Reb	Stl	Tov	Ass	PPP
3- Peterson K/ 10- Burns M/ 11- Akot A/ 21- Ware T/ 35- Ngodu K/	07:59	6-16	-10	0.7505	8	2	5	1	0.4702
0- Jewett L/ 3- Peterson K/ 10- Burns M/ 15- Gibson T/ 24- Kelly J/	05:28	11-3	8	2.0091	3	7	3	1	1.0110
0- Jewett L/ 3- Peterson K/ 10- Burns M/ 11- Akot A/ 35- Ngodu K/	05:25	6-10	-4	1.1077	5	1	3	1	0.8721
0- Jewett L/ 3- Peterson K/ 10- Burns M/ 21- Ware T/ 35- Ngodu K/	03:11	4-4	0	1.2565	2	0	1	0	0.8000
0- Jewett L/ 3- Peterson K/ 10- Burns M/ 11- Akot A/ 24- Kelly J/	03:09	2-3	-1	0.6349	2	0	3	0	0.2857
0- Jewett L/ 3- Peterson K/ 10- Burns M/ 21- Ware T/ 24- Kelly J/	02:42	9-4	5	3.3231	0	0	0	1	2.6163
0- Jewett L/ 3- Peterson K/ 10- Burns M/ 15- Gibson T/ 35- Ngodu K/	02:41	10-4	6	3.7267	4	0	1	2	1.7007
0- Jewett L/ 3- Peterson K/ 10- Burns M/ 11- Akot A/ 21- Ware T/	02:39	5-5	0	1.8868	1	2	1	0	1.0246
0- Jewett L/ 3- Peterson K/ 10- Burns M/ 30- Robinson-Nwagwu M/ 35- Ngodu K/	02:29	1-5	-4	0.4027	1	0	0	0	0.2577
0- Jewett L/ 3- Peterson K/ 10- Burns M/ 11- Akot A/ 30- Robinson-Nwagwu M/	01:42	5-4	1	2.9412	0	1	0	0	1.4535
3- Peterson K/ 10- Burns M/ 11- Akot A/ 21- Ware T/ 24- Kelly J/	01:00	4-0	4	4.0000	2	0	1	0	1.3889
3- Peterson K/ 10- Burns M/ 15- Gibson T/ 21- Ware T/ 35- Ngodu K/	00:48	1-2	-1	1.2500	0	0	1	0	0.5319
3- Peterson K/ 10- Burns M/ 11- Akot A/ 21- Ware T/ 22- Godbolt S/	00:22	5-4	1	13.5747	1	0	0	0	1.8939
0- Jewett L/ 3- Peterson K/ 11- Akot A/ 30- Robinson-Nwagwu M/ 35- Ngodu K/	00:22	0-0	0	0.0000	0	0	0	0	0.0000
3- Peterson K/ 10- Burns M/ 11- Akot A/ 21- Ware T/ 30- Robinson-Nwagwu M/	00:01	0-0	0	0.0000	0	0	0	0	0.0000



**UCF at Texas Tech**

02/10/24 United Supermarkets Arena, Lubbock, Texas  
2023-24 Women's Basketball

**Game Time:** 7:00 PM  
**Game Duration:** 2:04  
**Attendance:** 4,511

**Officials:** Tiara Cruse, Doug Knight, Demoya Pugh

**Texas Tech**

Lineup	Time	Score	Score Diff	Pts/Min	Reb	Stl	Tov	Ass	PPP
2- Freelon K/ 3- Shavers J/ 12- Merritt J/ 20- Maupin B/ 23- Johnson L/	10:13	12-10	2	1.1730	10	0	5	4	0.7109
3- Shavers J/ 5- McKinney R/ 11- Ukkonen S/ 20- Maupin B/ 42- Lewis J/	05:35	7-5	2	1.2537	6	0	2	0	0.7778
3- Shavers J/ 5- McKinney R/ 11- Ukkonen S/ 12- Merritt J/ 20- Maupin B/	02:39	5-5	0	1.8868	1	0	2	1	1.0000
2- Freelon K/ 3- Shavers J/ 11- Ukkonen S/ 20- Maupin B/ 23- Johnson L/	02:31	4-5	-1	1.5894	0	2	0	0	0.8403
3- Shavers J/ 12- Merritt J/ 20- Maupin B/ 23- Johnson L/ 30- Mora K/	01:56	7-3	4	3.6207	1	1	0	2	1.8041
2- Freelon K/ 3- Shavers J/ 20- Maupin B/ 23- Johnson L/ 42- Lewis J/	01:52	0-9	-9	0.0000	0	0	4	0	0.0000
2- Freelon K/ 3- Shavers J/ 5- McKinney R/ 20- Maupin B/ 23- Johnson L/	01:35	2-0	2	1.2632	2	1	1	0	0.6944
2- Freelon K/ 3- Shavers J/ 5- McKinney R/ 12- Merritt J/ 20- Maupin B/	01:34	7-4	3	4.4492	2	0	0	2	2.3333
2- Freelon K/ 5- McKinney R/ 12- Merritt J/ 20- Maupin B/ 23- Johnson L/	01:34	2-6	-4	1.2766	0	0	0	1	2.0000
3- Shavers J/ 11- Ukkonen S/ 20- Maupin B/ 23- Johnson L/ 30- Mora K/	01:27	3-2	1	2.0690	2	0	0	1	1.5957
2- Freelon K/ 3- Shavers J/ 5- McKinney R/ 20- Maupin B/ 42- Lewis J/	01:25	4-3	1	2.8235	2	0	1	2	1.3333
2- Freelon K/ 5- McKinney R/ 20- Maupin B/ 23- Johnson L/ 42- Lewis J/	01:17	0-0	0	0.0000	2	1	2	0	0.0000
3- Shavers J/ 12- Merritt J/ 20- Maupin B/ 23- Johnson L/ 42- Lewis J/	01:16	0-7	-7	0.0000	0	0	0	0	0.0000
3- Shavers J/ 11- Ukkonen S/ 20- Maupin B/ 25- Chevalier A/ 42- Lewis J/	01:16	1-2	-1	0.7895	1	0	0	0	1.1364
2- Freelon K/ 3- Shavers J/ 5- McKinney R/ 23- Johnson L/ 42- Lewis J/	00:59	0-2	-2	0.0000	1	0	3	0	0.0000
3- Shavers J/ 12- Merritt J/ 20- Maupin B/ 25- Chevalier A/ 30- Mora K/	00:59	2-1	1	2.0339	2	0	0	1	2.0000
2- Freelon K/ 11- Ukkonen S/ 12- Merritt J/ 20- Maupin B/ 23- Johnson L/	00:41	3-0	3	4.3902	1	0	0	0	2.0833
2- Freelon K/ 3- Shavers J/ 11- Ukkonen S/ 12- Merritt J/ 23- Johnson L/	00:25	1-0	1	2.4000	0	0	0	0	1.1364
3- Shavers J/ 5- McKinney R/ 12- Merritt J/ 20- Maupin B/ 42- Lewis J/	00:17	0-2	-2	0.0000	0	0	1	0	0.0000
3- Shavers J/ 11- Ukkonen S/ 20- Maupin B/ 25- Chevalier A/ 30- Mora K/	00:14	0-0	0	0.0000	0	1	1	0	0.0000
2- Freelon K/ 3- Shavers J/ 5- McKinney R/ 11- Ukkonen S/ 20- Maupin B/	00:12	4-2	2	18.8976	0	0	0	0	2.1277
2- Freelon K/ 5- McKinney R/ 11- Ukkonen S/ 20- Maupin B/ 30- Mora K/	00:01	0-1	-1	0.0000	0	0	0	0	0.0000
2- Freelon K/ 3- Shavers J/ 20- Maupin B/ 23- Johnson L/ 30- Mora K/	00:00	0-0	0	NaN	0	0	0	0	0.0000