



UCLA SOFTBALL

UCLA Athletic Communications / J.D. Morgan Center / 325 Westwood Plaza / Los Angeles, CA 90095
Softball Contact: Vinny Lavalsiti / vlavalsiti@athletics.ucla.edu / o: (310) 206-8123 / c: (209) 781-6810

2024 SCHEDULE

February				
Thu.	8	Cal State Fullerton ¹	UCLA-LS	postponed
Fri.	9	Maryland ¹	--	W, 6-5
Fri.	9	(8) Texas ¹	ESPN	L, 3-2
Sat.	10	vs. San Diego ¹	FloSoftball	W, 7-6
Sat.	10	vs. (8) Texas ¹	FloSoftball	L, 16-0 (5)
Sun.	11	(9) Oklahoma State ¹	ESPN	L, 9-1 (5)
Fri.	16	vs. (7) Florida State ²	ESPNU	10 a.m.
Fri.	16	vs. (4) Georgia ²	ESPN+	1 p.m.
Sat.	17	vs. (2) Tennessee ²	ESPNU	1 p.m.
Sun.	18	vs. North Carolina ²	ESPN+	10:30 a.m.
Sun.	18	vs. UCF ²	ESPN	3 p.m.
Fri.	23	vs. (RV) Nebraska ³	FloSoftball	12:30 p.m.
Fri.	23	vs. (22) Northwestern ³	FloSoftball	3 p.m.
Sat.	24	vs. Illinois ³	FloSoftball	3 p.m.
Sat.	24	vs. Baylor ³	FloSoftball	5:30 p.m.
Sun.	25	vs. (2) Tennessee ³	FloSoftball	2 p.m.

March				
Fri.	1	vs. Michigan ⁴	--	12 p.m.
Fri.	1	vs. (16) Florida ⁴	--	2:30 p.m.
Sat.	2	vs. Weber State ⁴	--	12 p.m.
Sat.	2	vs. DePaul ⁴	--	2:30 p.m.
Sun.	3	vs. San Jose State ⁴	--	1:30 p.m.
Fri.	8	(13) Utah ⁵	UCLA-LS	7 p.m.
Sat.	9	(13) Utah ⁵	UCLA-LS	6 p.m.
Sun.	10	(13) Utah ⁵	UCLA-LS	12 p.m.
Tue.	12	Rutgers	--	7 p.m.
Sat.	16	Loyola Marymount	--	12 p.m.
Sat.	16	Loyola Marymount	--	2:30 p.m.
Fri.	22	at (5) Washington ⁶	P12N	5 p.m.
Sat.	23	at (5) Washington ⁶	P12-WA	2 p.m.
Sun.	24	at (5) Washington ⁶	P12N	12 p.m.
Thu.	28	(17) Oregon ⁶	P12N	7 p.m.
Fri.	29	(17) Oregon ⁶	P12N	5 p.m.
Sat.	30	(17) Oregon ⁶	P12N	11 a.m.

April				
Tue.	2	at Long Beach State	--	6 p.m.
Fri.	5	at Oregon State ⁶	P12-LA	5 p.m.
Sat.	6	at Oregon State ⁶	P12N	2 p.m.
Sun.	7	at Oregon State ⁶	P12N	1 p.m.
Fri.	12	(RV) California ⁶	P12N	7 p.m.
Sat.	13	(RV) California ⁶	P12-LA	5 p.m.
Sun.	14	(RV) California ⁶	P12N	2 p.m.
Fri.	19	at (3) Stanford ⁶	P12N	7 p.m.
Sat.	20	at (3) Stanford ⁶	P12N	4 p.m.
Sun.	21	at (3) Stanford ⁶	ESPN2	1 p.m.
Fri.	26	(RV) Arizona ⁶	P12N	7 p.m.
Sat.	27	(RV) Arizona ⁶	P12N	5 p.m.
Sun.	28	(RV) Arizona ⁶	P12N	2 p.m.
Tue.	30	at CSUN	--	2 p.m.

May				
Fri.	3	at Arizona State ⁶	--	6 p.m.
Sat.	4	at Arizona State ⁶	--	5 p.m.
Sun.	5	at Arizona State ⁶	--	12 p.m.

Postseason Schedule				
May 10-13	Pac-12 Tournament ⁵	Stanford, Calif.		
May 17-19	NCAA Regionals	Campus Sites		
May 24-26	NCAA Super Regionals	Campus Sites		
May 30-June 6	WCWS ⁶	Oklahoma City, Okla.		

* Pac-12 Conference games rankings in parenthesis, from the weekly NFCA Coaches poll all times are Pacific unless noted otherwise all games are subject to change

- 1 Stacy Winsberg Memorial Tournament, at Easton Stadium (Los Angeles, Calif.)
- 2 Clearwater Invitational, at Eddie C. Moore Complex (Clearwater, Fla.)
- 3 Mary Nutter Collegiate Classic, at Big League Dreams Park (Cathedral City, Calif.)
- 4 Judi Garman Classic, at Anderson Family Field (Fullerton, Calif.)
- 5 Pac-12 Tournament, at Smith Family Stadium (Stanford, Calif.)
- 6 WCWS, at USA Softball Hall of Fame Stadium (Oklahoma City, Okla.)

No. 19 UCLA (2-3) at Shriners Children's Hospital Clearwater Invitational

Feb. 16-18 • Clearwater, Fla. • Eddie C. Moore Complex • ESPN Family of Networks • ucla.statbroadcast.com



UCLA Bruins

2024 Record: 2-3
2023 Record: 52-7 (21-3 Pac-12)
Head Coach: Kelly Inouye-Perez
Record: 777-200-1 (.797)
Season: 18th in 2024
Alma Mater: UCLA, 1993

UCLA's Clearwater Invitational Schedule

DAY	DATE	HOME vs. AWAY	TIME (PT)	Watch
Fri.	Feb. 16	UCLA vs. Florida State	10 a.m.	ESPNU
Fri.	Feb. 16	UCLA vs. Georgia	1 p.m.	ESPN+
Sat.	Feb. 17	Tennessee vs. UCLA	1 p.m.	ESPNU
Sun.	Feb. 18	UCLA vs. North Carolina	10:30 a.m.	ESPN+
Sun.	Feb. 18	UCLA vs. UCF	3 p.m.	ESPN

THE BRUINS RETURN TO CLEARWATER

• The No. 19 UCLA softball team returns to the fourth edition of the Shriners Children's Clearwater Invitational in Florida this week. The Bruins (2-3) play five games in three days, including three against top-10 teams. All five of UCLA's games will be televised by the ESPN Family of Networks.

• The Bruins begin play Friday against No. 7 Florida State at 10 a.m. (PT) on ESPNU and No. 4 Georgia at 1 p.m. (PT) on ESPN+. On Saturday, UCLA plays No. 2 Tennessee at 1 p.m. (PT) on ESPNU. UCLA concludes the tournament Sunday facing North Carolina at 10:30 a.m. (PT) on ESPN+ and UCF at 3 p.m. (PT) on ESPN.

OPENING WEEK

The Bruins opened the regular season with a 2-3 record at the Stacy Winsberg Memorial Tournament at Easton Stadium last week. UCLA picked up a pair of one-run wins over Maryland (W, 6-5) and San Diego (W, 7-6) while losing twice to then-No. 8 Texas and once to then-No. 9 Oklahoma State. The Bruins dropped their first meeting with the Longhorns by one run, 3-2. In that game, sophomore pitcher Taylor Tinsley limited Texas to three runs in a complete-game effort and tied a career high with eight strikeouts. The Bruins allowed 39 total runs over the five games. Last season, it took until March 1 for UCLA to allow 39 total runs (19 games).

KEY NOTES ABOUT THE BRUINS

• The Bruins have returned seven key pieces from last season's batting lineup: redshirt seniors Maya Brady, Sharlize Palacios, Janelle Meoño and Seneca Curo, junior Savannah Pola and sophomores Megan Grant and Jordan Woolery. They return one arm from last season's pitching staff: sophomore Taylor Tinsley. UCLA has added seven incoming student-athletes with three transfers and four freshmen.

• Last season, UCLA went 52-7 and made a NCAA Tournament appearance for the 24th consecutive year which is the longest active streak among all programs. The No. 2 seed Bruins lost in the NCAA Regional round (0-2), marking the first time in seven years they did not reach the Women's College World Series. It was the first time in 10 years UCLA did not make it out of Regionals.

• Kelly Inouye-Perez enters her 18th season as the Bruins' head coach (The Shelly Carlin UCLA Head Softball Coach). Including her five years as a catcher on UCLA's roster, 13 years as an assistant coach and 17 years as head coach, the 2024 season marks Inouye-Perez's 36th consecutive season in Westwood. Known as "Coach I," Inouye-Perez is the only person to have won an NCAA Division I Softball Championship as both a player and coach. She led the Bruins to two NCAA Championships as head coach in 2010 and 2019. Inouye-Perez owns a 777-200-1 (.795) career record. Her .797 winning percentage entering the season ranks second among active head coaches and seventh all-time. UCLA's first two Hall-of-Fame head coaches, Sharron Backus and Sue Enquist, rank top two all-time in winning percentage.

LOOKING AT UCLA'S HISTORY IN CLEARWATER

• The Bruins have competed in every rendition of the Clearwater Invitational dating back to the 2020 season (three years) and have totaled a 13-2 lifetime record at the ESPN-produced event. UCLA has gone undefeated at the Clearwater Invitational twice in 2020 and, most recently, last season in 2023.

• Every year of the tournament, fans have been treated to an instant classic between UCLA and ACC power Florida State with all three previous contests between the Bruins and Seminoles at the Invitational being decided by two runs or less. All three games have also been decided in the seventh or extra innings. Last year against Florida State, Seneca Curo and Megan Grant recorded two go-ahead RBI base hits in the sixth and seventh innings, respectively, to lead UCLA to a thrilling 6-4 victory. As a freshman in 2020, Curo sparked a rally in the top of the seventh against then-No. 5 Florida State with a lead-off double and came around to score on a two-out, two-RBI double by Aaliyah Jordan to give the Bruins a 3-2 win.

• Last year, then-freshman Jordan Woolery announced her arrival on a national stage on Feb. 17, 2023 by hitting her first career homer which was a go-ahead grand slam off Alabama's Montana Fouts to lead UCLA to a 5-3 victory. She went on to be named to the NFCA Freshman of the Year Top 10 List.

• After beating then-No. 6 Florida State last year, UCLA put up a six spot in the first inning with five straight hits to open the game later that day against then-No. 8 Virginia Tech. Brady put an exclamation point on the Bruins' 8-4 win over the Hokies with a towering home run over the right field wall.

PRESEASON NOTES

• The 2023-24 school year marks the 49th season in which UCLA has fielded a softball team (first season was 1975). UCLA entered the 2024 season ranked 10th in the National Fastpitch Coaches Association (NFCA) Preseason Poll for its highest preseason ranking since 2014 (ranked 16th). This marks the 10th straight season the Bruins have been ranked in the top 10 of the NFCA Preseason Poll dating back to 2015. UCLA has been ranked in the top 25 of the NFCA Preseason Poll for 26 straight seasons (unranked heading into the 1998 season).

• In addition, the Bruins have been slotted in the No. 2 spot in the final Pac-12 Preseason Coaches Poll, as announced by the conference office on Feb. 1. Stanford was selected as the league's preseason favorite, garnering seven of nine first-place votes. Washington and Utah each received one first-place vote.

MEDIA INFORMATION

UCLA Athletic Communications
J.D. Morgan Center, Suite 128

325 Westwood Plaza, Los Angeles, CA 90095

Softball Contact	Vinny Lavalsiti
Office Phone	(310) 206-8123
Cell Phone	(209) 781-6810
E-Mail	vlavalsiti@athletics.ucla.edu
Website	www.uclabruins.com

Media Availability

Please contact Vinny Lavalsiti to confirm availability. Media requests should be made at least 24 hours in advance.

Credentials

Credential requests for both home and road games must be made 24 hours prior to game time by emailing Vinny Lavalsiti (vlavalsiti@athletics.ucla.edu).

Credential Pickup

Credentials are available on game day at Easton Stadium at the front entrance to the stadium.

Media Seating

Media seating is available in select areas of Easton Stadium. Seating in the press box is provided on a first-come-first serve basis.

Photography Areas

Credentialed photographers are permitted to shoot from a camera well behind home plate and beyond the center field wall.

Postgame Procedure

Head coach Kelly Inouye-Perez and selected players will be available to the media after a cooling-off period. Please contact Vinny Lavalsiti to arrange postgame interviews.

2023 UCLA QUICK FACTS

SCHOOL INFORMATION

Founded	1919
Enrollment	45,900
Nickname	Bruins
Colors	Blue and Gold
Home Field (capacity)	Easton Stadium (1,328)
Surface	Natural Grass
Affiliation	NCAA Division I
Conference	Pac-12
Chancellor	Dr. Gene Block
Director of Athletics	Martin Jarmond
Athletic Dept. Phone	(310) 825-8699
Ticket Office Phone	(310) 825-2101

SOFTBALL HISTORY

First Season of Softball	1975 (49 years)
All-Time Record	2,115-490-5 (.810)
All-Time NCAA Record	1,954-437-5 (.816)
All-Time Postseason Record	233-64 (.785)
National Championships	13 (AIAW - '78, NCAA - '82, '84, '85, '88, '89, '90, '92, '99, '03, '04, '10, '10, '19)
Conference Championships (Pac-10/12)	17 (12)
WCWS Appearances	31
NCAA Tournament Appearances	38

TEAM INFORMATION

2023 Overall Record	52-7
Home/Away/Neutral	21-3/16-2/15-2
2023 Pac-12 Record/Finish	21-3 (1st)
Home/Away	11-1/10-2
Postseason Finish	t-17th, NCAA Regionals
Final Ranking (NFCA)	13th (414 points)
Letterwinners Returning/Lost	16/11
Newcomers	8

COACHING & SUPPORT STAFF

Head Coach	Kelly Inouye-Perez (UCLA '93)
Overall/UCLA Record	777-200-1 (17 years/.795)
Associate Head Coach	Lisa Fernandez (UCLA '95)
Associate Head Coach	Kirk Walker (UCLA '88)
Assistant Coach	Rob Schweyer
Volunteer Dir. of Player Development	Will Oldham
Director of Operations	Claire Donyanavard (UIC '11)
Athletic Trainer	Kaitlyn Gustafson (Buffalo State '15)
Athletic Performance Coach	Adam Garner (Oklahoma '14)

UCLA SOFTBALL ON SOCIAL MEDIA

Softball Twitter:	@UCLASoftball
Softball Instagram:	@UCLASoftball
Softball Facebook:	/UCLABruinsSoftball
Softball TikTok:	@UCLABruinSoftball

#GoBruins

NUMERICAL ROSTER

No.	Name	Yr.	Pos.	B/T	Ht.	Hometown (High School/Previous Schools)
3	Janelle Meoño	RS Sr.	OF	L/R	5-4	Hacienda Heights, Calif. (Glen A. Wilson HS/Arizona)
4	Rylee Pinedo	So.	INF	L/R	5-3	Camarillo, Calif. (Adolfo Camarillo HS)
5	Savannah Pola	Jr.	UTIL	L/R	5-4	Santa Ana, Calif. (Godinez Fundamental HS)
7	Maya Brady	RS Sr.	SS	L/R	5-10	Thousand Oaks, Calif. (Oaks Christian HS)
10	Mackenzie Ficke	Jr.	P	R/R	5-7	Long Beach, Calif. (Los Alamitos HS)
11	Seneca Curo	RS Sr.	INF	R/R	5-7	Barona, Calif. (Ramona HS)
13	Sharlize Palacios	RS Sr.	C	R/R	5-6	Chula Vista, Calif. (Eastlake HS/Arizona)
15	Jordan Woolery	So.	INF	R/R	5-9	Walnut Creek, Calif. (Clayton Valley Charter HS)
22	Taylor Stephens	Jr.	UTIL	R/R	5-5	Lynwood, Calif. (Gahr HS)
23	Taylor Tinsley	So.	P	R/R	5-7	Lawrenceville, Ga. (George Walton Academy)
24	Thessa Malau'ulu	Sr.	UTIL	L/R	5-7	Long Beach, Calif. (St. Anthony HS)
25	Mia McNulty	Fr.	UTIL	R/R	5-4	Mission Viejo, Calif. (Capistrano Valley HS)
26	Jayla Castro	Jr.	C	R/R	5-5	Rocklin, Calif. (Rocklin HS)
28	Alexis Ramirez	So.	C/UTIL	R/L	5-4	Whittier, Calif. (La Serna HS)
30	Lauren Hatch	Jr.	OF	L/R	5-6	Sugar Land, Texas (Kempner HS)
31	Ramsey Suarez	So.	INF	R/R	5-6	Temecula, Calif. (Great Oak HS)
40	Jadelyn Allchin	Gr.	OF	L/R	5-6	Fountain Valley, Calif. (Huntington Beach HS/Washington)
43	Megan Grant	So.	UTIL	L/R	5-9	San Bruno, Calif. (Aragon HS)
44	Kate Blunt	Jr.	UTIL	R/R	5-6	Ladera Ranch, Calif. (Tesoro HS)
51	Jada Cecil	Jr.	P	R/R	5-10	Temecula, Calif. (Temecula Valley HS/UC San Diego)
52	Madison Pacini	RS Jr.	OF	R/R	5-6	Chula Vista, Calif. (Bonita Vista HS/Tennessee)
55	Kaitlyn Terry	Fr.	P/OF	L/L	5-6	Glendale, Ariz. (Greenway HS)
56	Liesl Osteen	Fr.	OF	L/R	5-10	Simi Valley, Calif. (Oaks Christian HS)
88	Addison Mettler	Fr.	C/INF	L/R	5-9	Turlock, Calif. (Pitman HS)

Coaching Staff

Kelly Inouye-Perez	Head Coach, 18th season <i>The Shelly Carlin UCLA Head Softball Coach</i>	UCLA '93
Lisa Fernandez	Associate Head Coach, 26th season <i>The Mark Kalmansohn UCLA Associate Head Softball Coach</i>	UCLA '95
Kirk Walker	Associate Head Coach, 23rd season	UCLA '88
Rob Schweyer	Assistant Coach, 1st season	
Will Oldham	Volunteer Director of Player Development, 2nd season	

Pronunciation Guide

Jadelyn Allchin (JADE-ill-in)	Liesl Osteen (LEE-sull OH-steen)
Seneca Curo (KERR [rhymes with fur]-oh)	Madison Pacini (puh-SEE-nee)
Mackenzie Ficke (fick-ee)	Sharlize Palacios (shar-LEEZ puh-LAH-see-ose)
Kelly Inouye-Perez (e-NOY purr-ez)	Rylee Pinedo (pin-AY-doe)
Thessa Malau'ulu (tess-uh muh-LAU [rhymes with cow]-oo-loo)	Savannah Pola (POE-luh)
Janelle Meoño (may-OWN-yo)	Rob Schweyer (sh-wire)
Will Oldham (old-umm)	Ramsey Suarez (SWOR-ez)

SERIES HISTORIES VERSUS UCLA'S CLEARWATER OPPONENTS

- UCLA leads the all-time series versus Florida State by a 11-10 margin. The two programs have met in the Women's College World Series eight times and have a 4-4 record in Oklahoma City.
- UCLA leads the all-time series versus Georgia, 15-2. This weekend will mark the two programs' first meeting since 2020 which occurred at the Clearwater Invitational with the Bruins defeating the Bulldogs, 8-3.
- UCLA leads the all-time series versus Tennessee, 8-4. The Bruins last faced the Lady Vols at the 2022 Mary Nutter Collegiate Classic where UCLA won, 2-1, in eight innings. This weekend marks just the second meeting between the two programs in the last 10 years.
- UCLA defeated North Carolina in its one previous meeting with the Tarheels in 2010 by a score of 1-0.
- UCLA is an undefeated 8-0 against UCF.

ALLCHIN IMPRESSES IN UCLA DEBUT

Graduate transfer outfielder Jadelyn Allchin from Washington (2020-23) recorded four hits (4-for-12) in her UCLA debut weekend. Allchin belted her first home run as a Bruin – a two-run shot to opposite, left field – to help UCLA to a 7-6 victory over San Diego. She also recorded her fourth career outfield assist against Oklahoma State while play center field, throwing out a runner attempting to stretch a single into a double (recorded three while at Washington).

ENCORE! ENCORE!

Redshirt senior shortstop Maya Brady was named as one of the Pac-12 Conference's 20 selections to the preseason all-league team, as announced in February. Last season, Brady was honored as a USA Softball Collegiate Player of the Year Top 3 Finalist and became the ninth student-athlete in UCLA history to be named Pac-12 Player of the Year (18th time a UCLA player won the award, which ranks first among conference schools). She was honored as an NFCA First Team All-American for the second time in her career. Brady won the Pac-12 Batting Crown with a .456 average in the regular season.

PRESEASON RECOGNITION

Redshirt seniors Maya Brady and Sharlize Palacios and sophomores Megan Grant and Jordan Woolery were named to the USA Softball Collegiate Player of the Year Top 50 Watch List, as announced in January. UCLA ranked second in terms of representation on the list, trailing only Oklahoma who had six players listed. Recognized as the most distinguished individual honor in NCAA Division I Softball, two Bruins have received the honor a total of three times. Rachel Garcia was a back-to-back winner of the award following the 2018 and 2019 seasons, and Stacey Nuvevan won the award in 2002. Additionally, Brady, Palacios, Grant and Woolery were selected to the Preseason All-Pac-12 Team.

13-TIME NATIONAL CHAMPIONS (AIAW - 1978; NCAA - 1982, 1984, 1985, 1988, 1989, 1990, 1992, 1999, 2003, 2004, 2010, 2019)

USA TODAY/NFCA COACHES POLL

(Week 1 – Feb. 13, 2024)

RK	TEAM (1st)	RECORD	POINTS	LAST
1	Oklahoma (32)	4-0	800	1
2	Tennessee	3-0	747	2
3	Texas	5-0	720	8
4	Georgia	5-0	650	6
5	Washington	3-1	629	7
6	Oklahoma State	5-0	626	9
7	Florida State	4-1	600	3
8	Clemson	4-1	569	5
9	Stanford	3-2	529	4
10	Duke	3-1	497	11
11	Alabama	5-0	485	12
12	LSU	5-0	460	14
13	Utah	4-1	369	13
14	Missouri	5-0	313	
15	Arkansas	4-1	299	16
16	Florida	4-1	280	17
17	Oregon	4-2	261	15
18	Kentucky	4-1	259	25
19	UCLA	2-3	240	10
20	South Carolina	5-0	218	23
21	Virginia Tech	4-0-1	160	
22	Northwestern	4-1	128	20
23	Louisiana	4-1	128	21
24	Baylor	0-2	91	22
25	Auburn	1-1-1	71	19

Also receiving votes: San Diego State (67), Nebraska (62), Texas A&M (55), Indiana (38), Arizona (37), Charlotte (19), California (15), Boston University (4), Boise State (2), Miami (2), Penn State (1), Wichita State (1).

Dropped out: Nebraska, San Diego State.

ESPN.com/USA SOFTBALL POLL

(Week 1 – Feb. 13, 2024)

RK	TEAM (1st)	RECORD	POINTS	LAST
1	Oklahoma (25)	4-0	625	1
2	Tennessee	3-0	591	2
3	Texas	5-0	583	5
4	Georgia	5-0	525	6
5	Florida State	4-1	464	4
6	Washington	3-1	452	10
7	Clemson	4-1	449	7
8	Oklahoma State	5-0	445	11
9	Stanford	3-2	411	3
10	Duke	3-1	395	9
11	Alabama	5-0	372	14
12	LSU	5-0	348	15
13	Arkansas	4-1	276	12
14	Oregon	4-2	238	13
15	Missouri	5-0	231	RV
16	Utah	4-1	222	16
17	Virginia Tech	4-0-1	220	23
18	Kentucky	4-1	219	RV
19	Florida	4-1	207	18
20	UCLA	2-3	150	8
21	South Carolina	5-0	123	22
22	Baylor	0-2	109	19
23	Louisiana	4-1	98	21
24	Auburn	1-1-1	95	20
25	Texas A&M	4-0	70	24

Also receiving votes: Nebraska (39), Northwestern (35), Indiana (28), San Diego State (25), Arizona (23), Charlotte (20), Michigan (17), McNeese (5), Boise State (4), Louisville (3), Miami-OH (2), Texas Tech (2), California (1), Minnesota (1).

Dropped out: Nebraska, Northwestern.

BRUIINS IN THE RANKINGS

WEEK	RECORD	NFCA	USA	RPI
Preseason	0-0	10	8	N/A
Feb. 13	2-3	19	20	N/A

TOP 5 ON UCLA'S HOME RUNS LIST

Brady is one home run away from jumping into a four-way tie for fifth place on UCLA's career home runs list. Brady, with 54 career home runs, needs one more homer to tie Caitlin Benyi, Andrea Harrison and B.B. Bates with 55 career home runs. Additionally, Brady needs 12 more home runs to tie Stephany LaRosa for second on UCLA's all-time home runs list with 64. Stacey Nuveman Deniz is UCLA's record holder for career home runs with 90.

SOPHOMORE STARS

Grant and Woolery, two NFCA Freshman of the Year Top 10 Finalists in 2023, look to repeat their successes in their sophomore campaigns. The duo each received NFCA All-American status last season (Grant to the Second Team and Woolery to the Third Team). In 2023, Grant and Woolery combined for 104 runs batted in which was the most by a freshman duo in UCLA history, surpassing the mark of 90 RBI set by Stacey Nuveman (71) and Courtney Dale (19) in 1997. The 104 RBI ranked second in the NCAA last season, trailing Indiana's Taryn Kern and Avery Parker (105 RBI).

NOTES ON EASTON STADIUM

· This will mark the 30th softball season in which UCLA has played at Easton Stadium. The Bruins' home venue opened on Feb. 19, 1994. The stadium sits on the same plot of land as Sunset Field, the original on-campus facility used by the softball program since 1979.

· UCLA went 21-3 at home in 2023 and went 26-1 in 2022. UCLA has not lost more than five games at home since the 2017 season. Prior to last weekend, the Bruins' last regular-season, non-conference home loss was to then-No. 3 Texas on Feb. 27, 2020 in an extra-inning thriller (L, 6-4). UCLA was ranked as the top team in the nation in that game.

· Inouye-Perez owns a 354-78 (.819) career home record at Easton Stadium.

HISTORY & TRADITION

· The Bruins have won a nation-leading 12 NCAA Championships and 13 total national championships (1978 AIAW title). UCLA has won a national title in every decade dating back to the 1970s, including the NCAA's first Division I Softball Championship in 1982. UCLA was the first program to repeat NCAA Championships in 1984 and 1985 and the first to three-peat in 1988, 1989 and 1990.

· UCLA has made a record 38 appearances in the NCAA Tournament, including 24 straight since 1999. UCLA owns an all-time NCAA Tournament record of 233-66 (.785). The 233 postseason wins are the most in NCAA history. UCLA's 31 Women's College World Series appearances lead all programs.

· UCLA leads all collegiate softball programs with 11 Honda Sport Award accolades and leads all NCAA Division I women's athletic programs, regardless of sport, with four Honda Cup awards: Lisa Fernandez (1993), Natasha Watley (2003) and the only two-time winner in the Cup's history, Rachel Garcia (2019, 2021).

· The UCLA softball program has been represented in each of the five Olympic Games sponsoring softball. A total of 14 former UCLA players have competed for the U.S. Olympic Team. UCLA's 17 total Olympians and nine different gold medal winners rank as the most among all college programs. The 17 Olympians have totaled 32 medals, including 16 gold medals.

LINEUP PRODUCTION RETURNING FOR 2024

UCLA returns much of its production from last year's lineup. The Bruins' returners in 2024 accounted for 75.9 percent of last season's runs batted in (252 RBI), 67.6 percent of last season's hits (353 H), 71.3 percent of last season's runs scored (261 R) and 87.8 percent of last season's home runs (58 HR). UCLA's top five RBI leaders from last season all return in 2024: Brady (59), Grant (58), Woolery (46), Palacios (33) and Pola (26).

A NOTE ON NO-HITTERS & PERFECT GAMES

· UCLA has totaled 117 no-hitters, including 22 perfect games, in program history.

· Taylor Tinsley (1) and Megan Faraimo (2) threw three no-hitters last season.

2023 NO-HITTERS

Name(s)	Opponent	Date	IP/SO
Tinsley	vs. CSU Bakersfield	2/11/23	5 IP / 4 SO
Faraimo	vs. San Diego	2/12/23	5 IP / 13 SO
Faraimo	vs. No. 3 Florida	2/23/23	5 IP / 9 SO

· The Bruins tossed five no-hitters in 2022 which was their most in a single season since 2002 (8). The single-season record for no-hitters is 10 set in 1994.

· In 2022, UCLA tied the program record for perfect games in a season with three (last 1985), all of which were thrown within eight days of each other. Faraimo was responsible for two solo perfect games and combined with Lauren Shaw for a perfect game versus Pennsylvania. It was the third combined perfect game in program history.

2022 PERFECT GAMES

Name(s)	Opponent	Date	IP/SO
Faraimo	at Fresno State	3/3/22	5 IP/12 SO
Faraimo/Shaw	vs. Pennsylvania	3/10/22	5 IP/ 10 SO
Faraimo	vs. CSU Bakersfield	3/11/22	5 IP/15 SO

· Megan Faraimo ranks second all-time at UCLA in solo perfect games with three, trailing Debbie Doom (6). Faraimo's seven solo no-hitters are tied for fourth most all-time with Debbie Doom.

STATS OUTLOOK

CATEGORY

Overall Record	2-3
NFCA Ranking	19
Runs Scored	16
Runs Per Game	3.20
Runs Allowed	39
Runs Allowed Per Game	7.80
Batting Average	.227
Home Runs	2
Fielding %	.945
Errors	7

IN EXTRA INNINGS ...

UCLA is 12-3 in its last 15 extra-inning games, dating back to 2017's NCAA Super Regional matchup versus Ole Miss. UCLA did not play an extra-inning game in 2023.

vs. TOP 10 FOES

Last 10:	6-4
Last 25:	18-7

vs. TOP 25 FOES

Last 10:	6-4
Last 25:	18-7

THE BRUINS' SCHEDULE

- UCLA will play a 50-game regular-season schedule with 23 games against 12 opponents ranked in the NFCA Preseason Poll. The Bruins square off against six opponents who appeared at the 2023 Women's College World Series: Florida State, Oklahoma State, Stanford, Tennessee, Washington and Utah.
- From Feb. 16-18, UCLA will compete at the fourth-annual Shriners Children's Clearwater Invitational at the Eddie C. Moore Complex in Clearwater, Fla. The following week, the Bruins head to Cathedral City, Calif. for the 18th rendition of the Mary Nutter Collegiate Classic from Feb. 23-25. Concluding the tournament schedule is the Judi Garman Classic at Anderson Family Field in Fullerton, Calif. (March 1-3).
- UCLA will embark in its final season in the Pac-12 Conference in 2024. The Pac-12 has produced 22 NCAA Division I Softball championships, the most by any conference. Next closest is the Big 12 with seven. The Bruins conclude the regular season with a three-game series versus longtime Pac-12 rival Arizona for senior weekend (April 26-28).

A LOOK AT THE ARMS

- Sophomore Taylor Tinsley is the lone returning pitcher from last year's staff which was headlined by Pac-12 Pitcher of the Year Megan Faraimo and All-Pac-12 Second Team selection Brooke Yanez. Tinsley totaled a 6-1 record with 57.1 innings pitched and a 1.47 earned run average in her debut season. Her top performances last season were a shutout victory over Texas A&M at the Mary Nutter Collegiate Classic on Feb. 25 (W, 3-0) and a no-hitter in her first career start against CSU Bakersfield on Feb. 11 (W, 8-0 in five innings). Tinsley's performance marked the first time a Bruin hurler tossed a no-hitter in their first career pitching appearance since Amanda Freed in 1999.
- Joining Tinsley in the circle are freshman Kaitlyn Terry (Glendale, Ariz.) and junior transfer Jada Cecil from UC San Diego. The left-handed Terry prepped at Greenway High School where she earned Arizona Gatorade Player of the Year twice as a senior in 2023 and sophomore in 2021. She finished her four-year career with a 62-9 record, 0.53 earned run average, 1,227 strikeouts over 511.1 innings pitched, 26 no-hitters and six perfect games. Terry, a two-way player, recorded a lifetime .626 batting average, 1.567 slugging percentage, 152 hits and 53 home runs for Greenway.
- Cecil earned Big West Pitcher of the Year honors in her freshman season with the Tritons in 2022 after posting a 20-5 record, 1.88 earned run average and a program-record 234 strikeouts. Cecil was coached by 2019 NCAA Champion and two-time Honda Cup winner Rachel Garcia while at UC San Diego.

OVERVIEW OF LAST SEASON

- UCLA's 52 regular-season wins were its most since 2001 and fourth-most in the history of the program. The 52 regular-season wins were also the most in the NCAA last season. The season was highlighted by a 25-game winning streak which ended in the Pac-12 Tournament championship game on May 13 (lost to Utah, 7-4). The winning streak was tied for the longest of Inouye-Perez's career.
- UCLA captured its 17th regular-season conference title and its 12th as a member of the Pac-10/12 Conference in 2023. The Bruins went 21-3 in league play and closed the regular-season slate on a 17-conference game winning streak which was their longest in a single season since 2002. The 21 conference wins were UCLA's most in a season since 1999.
- UCLA was one of just three teams to not drop a conference series in 2023 (Oklahoma and Florida State are the others). For the second time in the last 20 years, UCLA took the season series against every Pac-12 opponent (2021).
- UCLA ranked top 10 nationally in both batting average (2nd, .336) and earned run average (8th, 1.69) in 2023. The only other Power 5 program to accomplish that feat was Oklahoma.
- UCLA ranked top two in the Pac-12 in essentially every hitting and statistical category. UCLA was top two in the Pac-12 in earned run average for the sixth consecutive year, finishing second with a 1.69 mark behind Stanford. UCLA's pitching staff ranked first in opposing batting average (.189) and shutouts (21), and was second in strikeouts (416) and strikeout-to-walk ratio (4.89). Both marks trailed Stanford. The Bruins' bats led the Pac-12 in average (.336) and slugging percentage (.523).
- Brady (.448 avg., 59 RBI, 18 HR) was named a USA Softball Player of the Year Top 3 Finalist and was honored as the 2023 Pac-12 Player of the Year. She became the ninth UCLA player to win the prestigious Player of the Year award and the first Bruin recipient since Rachel Garcia who won the award three years in a row from 2018-21.
- Faraimo (29-3, 1.42 ERA, 232 SO) was recognized as the Pac-12 Pitcher of the Year for the second consecutive season, accomplishing that feat for the first time in program history. She was also named a USA Softball Player of the Year Top 10 Finalist.
- Woolery (.390 avg., 46 RBI, 10 HR) and Grant (.333 avg., 58 RBI, 15 HR) were named to the NFCA Freshman of the Year Top 10 List. UCLA was one of two programs with a duo on the list (Duke). Woolery was also honored as the Pac-12 Freshman of the Year, becoming the ninth Bruin to win that award and first since Faraimo in 2018.
- Kelly Inouye-Perez rounded out the 2023 conference trophy case, being selected for her third Pac-12 Coach of the Year award (2010, 2012). Inouye-Perez is now tied with her predecessor and fellow UCLA Athletic Hall of Famer Sue Enquist with the three conference coach of the year honors.

BRADY BULLETS FROM 2023

- Brady was one of just five players in the NCAA to rank top 20 in batting average (8th, .448 avg.), home runs (t-14th, 18 HR) and runs batted in (t-17th, 59 RBI). Also on that list were Valerie Cagle (Clemson), Tiare Jennings (Oklahoma), Autumn Owen (Marshall) and Skylar Wallace (Florida).
- Brady four multi-homer games in 2023 is tied for second all-time by a Bruin in a single season.
- Brady's elite 2023 campaign ranks as one of the best in program history. In UCLA's single-season record book, Brady's .866 slugging percentage ranks seventh and her .448 batting average and 18 home runs rank 11th. The Thousand Oaks, Calif. native's .866 slugging mark was the best by a Bruin in 13 seasons since Megan Langenfeld's 1.085 mark in 2010.
- Brady homered in four straight games from April 8-16. She is the fifth Bruin ever to accomplish that feat and first since Stephany LaRosa who tied the school record with a homer in five straight games (2015). Also homering in four-plus straight games were B.B. Bates (2013), Samantha Camuso (2010) and Stacey Nuveman (1997).
- Brady recorded four multi-homer games in 2023 which is tied for second all-time by a Bruin in a single season. The last UCLA player to record four multi-homer games in a single season was B.B. Bates in 2013. Also tied at that mark are Megan Langenfeld and Andrea Harrison who each record four multi-homer games in the Bruins' 2010 NCAA Championship season. Current San Diego State head coach Stacey Nuveman Deniz holds the single-season record for multi-homer games

PRESEASON HONOR ROLL

USA SOFTBALL PLAYER OF THE YEAR TOP WATCH LIST

Maya Brady
Megan Grant
Sharlize Palacios
Jordan Woolery

PRESEASON ALL-PAC-12 TEAM

Maya Brady
Megan Grant
Sharlize Palacios
Jordan Woolery

SOFTBALL AMERICA PRESEASON ALL-AMERICANS

Maya Brady
Megan Grant

D1SOFTBALL PRESEASON ALL-AMERICANS

Maya Brady (First Team)
Megan Grant (First Team)
Jordan Woolery (First Team)
Sharlize Palacios (Second Team)

BRUINS IN THE CLASSROOM

Student-Athlete	Year	Major
Jadelyn Allchin ¹	Gr.	Marketing extension program
Kate Blunt	Jr.	Biology
Maya Brady ²	R-Sr.	Master's in John Wooden's Transformative Coaching & Leadership
Jayla Castro	Jr.	Psychology
Jada Cecil	Jr.	Biology
Seneca Curo ³	R-Sr.	Master's in John Wooden's Transformative Coaching & Leadership
Mackenzie Ficke	Jr.	Aerospace engineering
Megan Grant	So.	Sociology
Lauren Hatch	Jr.	Applied Mathematics
Thessa Malau'ulu	Sr.	Psychology
Mia McNulty	Fr.	Physiological Sciences
Janelle Meoño	R-Sr.	Sociology
Addison Mettler	Fr.	Communications
Liesl Osteen	Fr.	Undeclared
Madison Pacini ⁴	R-Jr.	Project management
Sharlize Palacios	R-Sr.	Sociology
Rylee Pinedo	So.	Sociology
Savannah Pola	Jr.	Sociology
Alexis Ramirez	So.	Undeclared
Taylor Stephens	Jr.	Sociology
Ramsey Suarez	So.	Sociology
Kaitlyn Terry	Fr.	Psychology
Taylor Tinsley	So.	Psychobiology
Jordan Woolery	So.	Public affairs

- 1 Allchin earned her bachelor's degree from Washington in 2023.
- 2 Brady earned her bachelor's degree in sociology from UCLA in 2023.
- 3 Curo earned her bachelor's degree in sociology from UCLA in 2023.
- 4 Pacini earned her bachelor's degree in business administration from Tennessee. She earned her master's degree in legal studies from UCLA in 2023.

UCLA CAREER HOME RUNS

No.	Name	Years	GP	HR
1.	Stacey Nuveman	1997-99, 01-02	264	90
2.	Stephany LaRosa	2012-15	231	66
3.	Tairia Mims	2000-03	252	61
	Delaney Spaulding	2014-17	243	61
5.	Caitlin Benyi	2003-06	223	55
	Andrea Harrison	2009-12	225	55
	B.B. Bates	2010-13	231	55
8.	Maya Brady	2020-Pres.	199	54
9.	Claire Sua	2001-04	240	50
10.	Mysha Sataraka	2013-16	210	47

UCLA CAREER RUNS SCORED

No.	Name	Years	GP	R
1.	Briana Perez	2018-22	264	263
2.	Natasha Watley	2000-03	251	252
3.	Delaney Spaulding	2014-17	243	238
4.	Katie Schroeder	2008-12	230	199
5.	Kylee Perez	2015-18	245	191
6.	Stephany LaRosa	2012-15	231	185
7.	Amanda Freed	1999-02	250	182
8.	GiOnna DiSalvatore	2008-11	229	177
9.	Allexis Bennett	2013-16	210	175
10.	B.B. Bates	2010-13	231	174
11.	Stacey Nuveman	1997, 99, 01-02	264	173
	Ally Carda	2012-15	229	173
13.	Maya Brady	2020-Pres.	199	172
	Andrea Duran	2003-06	236	172

UCLA CAREER RBI

No.	Name	Years	GP	RBI
1.	Stacey Nuveman	1997, 99, 01-02	264	299
2.	Delaney Spaulding	2014-17	243	229
3.	Tairia Mims	2000-03	252	228
	Stephany LaRosa	2012-15	231	228
5.	Aaliyah Jordan	2018-23	236	213
6.	Julie Marshall	1996-97, 99-00	246	203
7.	Briana Perez	2018-22	264	199
	B.B. Bates	2010-13	231	197
9.	Claire Sua	2001-04	240	196
10.	Andrea Harrison	2009-12	225	188
11.	Madeline Jelenicki	2015-18	213	187
12.	Maya Brady	2020-Pres.	199	181
13.	Ally Carda	2012-15	229	180

UCLA CAREER SLUGGING PERCENTAGE

No.	Name	Years	TB-AB	SLG
1.	Stacey Nuveman	1997, 99, 01-02	653-691	.945
2.	Stephany LaRosa	2012-15	535-709	.755
3.	Maya Brady	2020-Pres.	419-570	.735
4.	Delaney Spaulding	2014-17	531-737	.720
5.	Tairia Mims	2000-03	532-740	.719

with seven in 1999. Brady joins a pantheon of five other Bruin sluggers to record at least six multi-homer games in a career. Nuveman Deniz also holds that record with 12.

· At last year's Stacy Winsberg Memorial Tournament, Brady broke a 24-year-old program record with 11 consecutive hits. UCLA Athletic Hall of Famers Lisa Fernandez (March 1993) and Stacey Nuveman (Feb. 1999). In total, Brady opened the first week of 2023 going 13-for-16 with 13 RBI and four home runs to earn her NFCA Player of the Week honors for the first time in her career.

BACK TO HER ROOTS

Brady took over a new position midway through last season as the Bruins' everyday shortstop following a left shoulder injury sustained by infielder Seneca Curo. Brady grew up playing the position with her travel ball team OC Batbusters Stith. She made 48 starts at shortstop and eight starts in center field in 2023, owning a .930 fielding percentage.

SECOND YEAR IN WESTWOOD

· Catcher Sharlize Palacios and outfielder Janelle Meoño enter their second seasons as Bruins after transferring to UCLA from Arizona in Summer 2022. Palacios was named to the Pac-12 All-Defensive Team for the second time in her career last season as UCLA's leader behind the dish. She also earned All-Pac-12 Second Team honors. Palacios' season was cut short due to a left hand injury sustained against Arizona State on a catcher's interference on April 22. Prior to the injury, Palacios hit for a .311 average and finished the season tied for third on the team with 10 home runs.

· After working in a platoon system for much of last season, Meoño looks to be UCLA's everyday starting center fielder in 2024. Meoño finished 2023 on a high note with five multi-hit games over the final 17 games of the season. She played in 57 games and made 42 starts, including 37 in center field.

CHANGES TO THE STAFF

UCLA announced the addition of assistant coach Rob Schweyer to the staff in November 2023. Schweyer will oversee the Bruins' pitching staff in 2024. He is an active men's professional fastpitch competitor and will be inducted into the International Softball Congress (ISC) Hall of Fame in 2024. Schweyer has worked the last 14 years as a personal pitching instructor and helped develop UCLA softball pitchers Faraimo (2019-23), Brooke Yanez (2023) and Tinsley (2023-Pres.). The Mark Kalmansohn Associate Head Softball Coach Lisa Fernandez now works primarily with the Bruins' hitters and infield. Fernandez spent the last several seasons working with UCLA's pitching staff. Will Oldham transitions from his role as volunteer assistant in 2023 to volunteer director of player development and data analytics. In 2023, Oldham specialized in scouting and with the slappers hitting group.

PAC-12 BATTING CHAMPIONS ON DECK

UCLA's roster totes two former Pac-12 Batting Champions in Brady and Meoño. Brady won the Pac-12 Batting Crown last year with a .456 batting average in the regular season. In Meoño's freshman year at Arizona in 2021, she earned the title with a .442 average. Meoño went on to earn NFCA Third Team All-American honors that season.

THREE ALL-AMERICANS RETURN

Three returning UCLA players have earned NFCA All-American status in their careers: Maya Brady (2023, 2021), Megan Grant (2023), Janelle Meoño (2021) and Jordan Woolery (2023). Brady is the only active Bruin to have earned First Team All-American acclaim, doing so twice her redshirt freshman and redshirt junior seasons. Inouye-Perez has coached one three-time First Team All-American: Rachel Garcia (2018, 2019, 2021).

CHEF SERVING APPETIZERS

Megan Grant, known by the nickname of "Chef," belted three lead-off home runs in her freshman 2023 season. Grant last homered to lead off the UCLA's NCAA Regional contest versus Liberty on May 20. She took over lead-off duties on April 2 versus then-No. 6 Stanford and recorded her first lead-off blast in the game. She stayed in that role to finish the season (25 games). In that span, Grant led UCLA with 16 extra-base hits and 23 runs batted in and ranked second with a .818 slugging percentage. Grant's other lead-off home run occurred in the series finale at then-No. 23 Utah on April 30.

UCLA'S CAREER HITS LIST

Redshirt senior **Maya Brady** cracked the top 50 on UCLA's career hits list in 2023.

No.	Player	Hits
1.	Natasha Watley (2000-03)	395
2.	Briana Perez (2018-22)	328
3.	Stacey Nuveman (1997, 99, 01-02)	322
4.	Kylee Perez (2015-18)	301
5.	Kelly Howard (1993-96)	288
6.	Lisa Fernandez (1990-93)	287
7.	Tairia Mims (2000-03)	276
8.	Stephany LaRosa (2012-15)	275
9.	Katie Schroeder (2008-12)	274
10.	Delaney Spaulding (2014-17)	272
11.	GiOnna DiSalvatore (2008-11)	264
12.	Amanda Freed (1999-02)	262
13.	Aaliyah Jordan (2018-23)	261
	Yvonne Gutierrez (1989-92)	261
15.	Allexis Bennett (2013-16)	259
16.	B.B. Bates (2010-13)	254
17.	Andrea Harrison (2009-12)	251
	Alleah Poulson (1994-96)	250
19.	Shanna Flynn (1988-91)	249
20.	Julie Marshall (1996-00)	243
	Jennifer Brundage (1992-95)	240
	Claire Sua (2001-04)	237
23.	Bubba Nickles (2017-19, 21)	235
	Andrea Duran (2003-06)	235

25.	Kinsley Washington (2018-22)	233
26.	Jodie Legaspi (2004-07)	230
27.	Christie Ambrosi (1996-99)	228
28.	Caitlin Benyi (2003-06)	227
	Julie Adams (1996-00)	227
30.	Janice Parks (1986-89)	224
31.	Krista Colburn (2005-08)	222
32.	Ally Carda (2012-15)	220
	Megan Langenfeld (2007-10)	220
34.	Stephanie Ramos (2001-04)	219
35.	Rachel Garcia (2016-19, 21)	214
36.	Maya Brady (2020-Pres.)	213
37.	Courtney Dale (1997-01)	197
38.	Nicole Odom (1994-98)	196
39.	Gabrielle Maurice (2014-17)	194
40.	Samantha Camuso (2008-12)	184
	Emily Zaplatosch (2003-06)	184
	Kathi Evans (1992-95)	184
	Madeline Jelenicki (2015-18)	182
44.	Mysha Sataraka (2013-16)	178
45.	Lisa Dodd (2004-07)	176
46.	Kristy Howard (1990-93)	175
47.	Gina Holmstrom (1984-87)	174
48.	Kelli Godin (2019-23)	170
49.	Missy Phillips (1988-91)	166

FRESH IMPACT

- Grant and Woolery were mainstays in the top half of UCLA's lineup since the beginning of conference play last season. They each recorded a grand slam and multi-homer game in 2023. In 24 conference games, Woolery and Grant ranked first and fifth in the Pac-12 in hits with 32 and 29, respectively.
- Woolery announced her arrival with her first career home run in grand slam fashion off Alabama's Montana Fouts at the TaxAct Clearwater Invitational on Feb. 17.
- Woolery's .390 batting average ranked fourth in UCLA freshman history, trailing Stacey Nuveman, Natasha Watley and her two teammates Aaliyah Jordan and Kelli Godin.
- Grant owned UCLA's longest reached base streak (24 games) and hitting streak (14 games) last season.

BRUINS ON TEAM USA

- Returners Brady, Grant and Woolery and alumnae Megan Faraimo and Ally Carda all represented Team USA internationally during Summer 2023.
- Brady competed alongside Faraimo and Carda at the 2023 WBSC World Cup Group Stage in Dublin, Ireland in July where she tallied five RBI and scored four runs to help Team USA punch its ticket to the XVII WBSC World Cup Final, which will be held in 2024. She scored the game-winning run versus Australia to advance into the final game. Brady started at first base in all four games.
 - Grant and Woolery were two of 16 players selected to the 2023 Japan All-Star Series roster. Grant went 4-for-6 with two home runs, three RBI and three runs scored in Team USA's 12-11 extra-inning victory over Team Japan in game one. Grant started all three games in right field.

YEAR-END PAC-12 AWARDS IN 2023

UCLA had a conference-leading 10 players listed to the All-Pac-12 Teams last season (four First-Team selections, two Second Team, two Third Team, one All-Defensive Team and four All-Freshman Team).

FIRST TEAM: Brady, Faraimo, Grant and Woolery were named to the First Team.

DEFENSIVE CAPTAIN: Palacios was named to the Pac-12 All-Defensive Team for the second consecutive season. Palacios was the Bruins' everyday starting catcher before going down on April 22 with a left hand injury. The Chula Vista, Calif. native gunned down 10 runners attempting to steal.

SECOND TEAM: With Palacios on the All-Pac-12 Second Team was Bruins' left-hander Brooke Yanez who owned a 16-4 record and 1.99 ERA in 2023.

THIRD TEAM: Earning her first All-Pac-12 accolade in her final season was senior second baseman Anna Vines who made the Third Team. Vines was one of four Bruins to hit for a plus-.400 average in conference games last season, recording a .408 clip. Also on the Third Team for the second straight season was utility Savannah Pola.

ALL-FRESHMAN TEAM: UCLA led the conference with four All-Freshman Team recognitions: Woolery, Grant, Tinsley and utility Kennedy Powell. No other school had more than two freshmen on the list.

UCLA'S RECORD WHEN...

Overall	2-3
Pac-12	0-0
Non-Conference	2-3
Home	2-3
Away	0-0
Neutral	0-0
Day games	2-2
Night games	0-1
vs. Lefty starter	1-0
vs. Righty starter	1-3
1-run games	2-1
2-run games	0-0
5+ run games	0-2
Extra innings	0-0
Shutouts	0-1

When UCLA scores...

0-2 runs	0-3
3-5 runs	0-0
6-9 runs	2-0
10+ runs	0-0

When the opponent scores...

0-2 runs	0-0
3-5 runs	1-1
6-9 runs	1-1
10+ runs	0-1

Inning breakdown

UCLA scored in 1st inning	1-0
Opponent scored in 1st inning	1-2
UCLA scores first	1-0
Opponent scores first	1-3
After fourth, leading	1-0
trailing	1-3
tied	0-0
After fifth, leading	1-0
trailing	1-1
tied	0-0
After sixth, leading	2-0
trailing	0-1
tied	0-0

Miscellaneous statistics

Hit 0 home runs	0-3
Hit 1 home run	2-0
Hit 2+ home runs	0-0
Opponent hit 0 home runs	0-0
Opponent hit 1 home run	2-1
Opponent hit 2+ home runs	0-2
Made 0 errors	0-1
Made 1 error	1-0
Made 2+ errors	1-2
Opponent made 0 errors	0-2
Opponent made 1 error	2-1
Opponent made 2+ errors	0-0

UCLA out-hit opponent	1-0
Opponent out-hit UCLA	0-3
Hits are tied	1-0

UCLA's record in

February	2-3
March	0-0
April	0-0
May	0-0
June	0-0

UCLA's record on

Monday	0-0
Tuesday	0-0
Wednesday	0-0
Thursday	0-0
Friday	1-1
Saturday	1-1
Sunday	0-1

UCLA's record when

Jada Cecil starts	0-1
Kaitlyn Terry starts	2-0
Taylor Tinsley starts	0-2

PLAYER RANKINGS IN THE NCAA IN 2023

Maya Brady

Total Bases	5th (.149)
Batting Average	8th (.448)
Slugging Percentage	9th (.866)
Runs Scored	t-9th (63)
Hits	t-13th (77)
Home Runs	t-14th (18)
Runs Batted In	t-17th (59)

Jordan Woolery

Batting Average (among freshmen)	7th (.390)
Slugging Percentage (among freshmen)	13th (.646)

Megan Grant

Runs Batted In (among freshmen)	2nd (58)
Runs Batted In	t-19th (58)
Home Runs (among freshmen)	5th (14)
Slugging Percentage (among freshmen)	8th (.695)

Megan Faraimo

Wins	t-2nd (29)
Strikeouts	13th (232)
Earned Run Average	17th (1.42)

TEAM RANKINGS IN THE NCAA IN 2023

HITTING

Batting Average	2nd (.336)
On-Base Percentage	9th (.412)
Slugging Percentage	13th (.523)

PITCHING

Strikeout-to-Walk Ratio	3rd (4.89)
Shutouts	t-7th (21)
Earned Run Average	8th (1.69)
Strikeouts	9th (416)

PLAYER RANKINGS IN THE PAC-12 IN 2023

Maya Brady

Batting Average	1st (.448)
Hits	t-1st (77)
Total Bases	1st (149)
Extra-Base Hits	1st (33)
Slugging Percentage	1st (.866)
On-Base Percentage	2nd (.515)
Runs Batted In	2nd (59)
Home Runs	2nd (18)
Doubles	t-10th (12)
Triples	t-3rd (3)

Megan Grant

Runs Batted In (among Pac-12 freshmen)	1st (58)
Runs Batted In	3rd (58)
Home Runs (among Pac-12 freshmen)	1st (15)
Home Runs	4th (15)
Slugging Percentage (among Pac-12 freshmen)	1st (.695)
Slugging Percentage	5th (.695)
Extra-Base Hits	2nd (31)
Doubles	t-2nd (14)

Jordan Woolery

Hits (among Pac-12 freshmen)	2nd (64)
Hits	8th (64)
Batting Average (among Pac-12 freshmen)	1st (.390)
Batting Average	5th (.390)
Runs Batted In (among Pac-12 freshmen)	2nd (46)
Runs Batted In	10th (46)
Slugging Percentage (among Pac-12 freshmen)	2nd (.646)
Slugging Percentage	8th (.646)
Doubles	t-10th (12)

Megan Faraimo

Strikeouts	1st (232)
Wins	1st (29)
Earned Run Average	2nd (1.42)
Opposing Batting Average	2nd (.171)

TEAM RANKINGS IN THE PAC-12 IN 2023

HITTING

Batting Average	1st (.336)
Slugging Percentage	1st (.523)
Hits	2nd (.522)
On-Base Percentage	2nd (.412)
Runs Batted In	2nd (332)
Runs Scored	2nd (366)
Home Runs	2nd (66)

PITCHING

Opposing Batting Average	1st (.189)
Shutouts	t-1st (21)
Strikeouts	2nd (416)
Earned Run Average	2nd (1.69)
Strikeout-to-Walk Ratio	2nd (4.89)

SCORE BY INNING

	1	2	3	4	5	6	7	8+	Total
UCLA	1	8	2	1	0	4	0	0	16
Opponents	6	7	3	10	10	0	3	0	39

MULTIPLE HIT GAMES					
PLAYER	2	3	4	5+	TOTAL
Brady, Maya	2	-	-	-	2
Ramirez, Alexis	1	-	-	-	1
Malau'ulu, Tessa	1	-	-	-	1
TEAM	4	0	0	0	4

MULTIPLE RBI GAMES					
PLAYER	2	3	4	5+	TOTAL
Brady, Maya	1	-	-	-	1
Allchin, Jadelyn	1	-	-	-	1
Pola, Savannah	1	-	-	-	1
TEAM	3	-	-	-	3

HITTING STREAKS		
PLAYER	LONGEST	CURRENT
Ramirez, Alexis	4	-
Allchin, Jadelyn	3	3
Woolery, Jordan	2	-
Brady, Maya	2	-
Meoño, Janelle	1	1
Palacios, Sharlize	1	1
Grant, Megan	1	-
Malau'ulu, Thessa	1	-
Pola, Savannah	1	1

REACHED BASE STREAKS		
PLAYER	LONGEST	CURRENT
Brady, Maya	5	5
Ramirez, Alexis	4	-
Allchin, Jadelyn	3	3
Woolery, Jordan	3	-
Malau'ulu, Thessa	2	-
Grant, Megan	2	-
Palacios, Sharlize	2	1
Meoño, Janelle	1	1
Pola, Savannah	1	1
Suarez, Ramsey	1	1

ANOTHER YEAR OF PITCHING DOMINATION

UCLA's pitching staff dominated the nation once again, finishing the regular season ranked in the top 10 in earned run average for a fifth consecutive season. The Bruins were top two in the conference in every meaningful pitching statistical category. UCLA ranked first in opposing batting average (.189) and shutouts (21) and trailed only Stanford in ERA (1.69) and strikeouts (416).

Year	ERA	Pac-12 Rank	Nat'l Rank
2023	1.69	2nd	8th
2022	1.72	1st	5th
2021	1.43	1st	3rd
2020	1.20	1st	2nd
2019	1.43	1st	2nd

CONTINUING ON THE NOTE OF CONFERENCE DOMINATION

- Four UCLA players hit above .400 in its 24 conference games last season (Brady, Woolery, Vines and Grant).
- Grant and Brady led the Pac-12 with nine home runs in conference play.
- Grant and Brady ranked first and second in the Pac-12 in extra-base hits during conf. play with 16 and 12, respectively.
- Grant and Brady ranked first and second in the Pac-12 in slugging in conference play at .889 and .840, respectively.
- Grant and Brady led the Pac-12 with 26 RBI apiece during conference play.

FARAIMO: ROOKIE OF THE YEAR

Megan Faraimo (2019-23) was named Athletes Unlimited Rookie of the Year after a breakout season in Summer 2023. Faraimo's debut season was highlighted by the second no-hitter in league history on May 6. In 12 appearances and 53.0 total innings, the former two-time Pac-12 Pitcher of the Year posted a 3-3 record with 46 strikeouts and a 2.87 earned run average. She finished the year ranking seventh in Athletes Unlimited in points with 1,214. Faraimo, who concluded her UCLA career last May third on the Bruins' all-time wins list (101) and strikeouts list (1,000), continues her professional journey overseas in the Japan Diamond Softball League with the Toyota Red Terriers where plenty of former UCLA greats have competed. She will also continue competing in USA Softball events.

LEADING THE WAY

- UCLA has finished 1st or 2nd in the Pac-12 in each of the last eight seasons under Inouye-Perez.
- Inouye-Perez led UCLA to the WCWS seven seasons in a row from 2015-22.
- Inouye-Perez has made the postseason every year of her head coaching career (17 seasons.)
- Inouye-Perez has earned at least 19 conference wins in each of the last four seasons, the most by any Pac-12 coach.
- Inouye-Perez has picked up at least 40 wins in each of the last nine seasons dating back to 2013 (excludes 2020).
- Inouye-Perez has led UCLA to eight 50-win seasons in her 17 years as head coach.

WELCOME TO THE HALL, COACH !

Head coach Kelly Inouye-Perez became the 20th member of the UCLA softball program to be inducted into the UCLA Athletic Hall of Fame in Fall 2022. She joins her associate head coach and lifelong friend Lisa Fernandez. The only person ever to win a NCAA Softball Championship as both a player and coach, Inouye-Perez has been affiliated with eight of UCLA softball's 12 NCAA championships – two as head coach (2010, 2019), three as an assistant coach (1999, 2003, 2004) and three as a player (1989, 1990, 1992).

B'ANN BURNS INDUCTED INTO UCLA ATHLETIC HALL OF FAME

A feared pitcher for the UCLA softball team from 1994-97, B'Ann Burns Jacobs became the 21st member of the UCLA softball program to be inducted into the UCLA Athletic Hall of Fame in Fall 2023. Burns appeared in the Women's College World Series every season she played. She earned NFCA First Team All-America honors in 1996 and Second Team acclaim in 1997 and was a three-time All-Pac-10 selection. Burns tossed four career solo no-hitters and six combined no-hitters and led the team in wins every season, including a 31-win junior campaign that ranks eighth in school history. She finished her Bruin career with a 1.49 earned run average and 591 strikeouts and set a then-school record with 96 career wins, surpassing Lisa Fernandez' benchmark of 94. She remains ranked third all-time at UCLA with 98 complete games, fourth with 767.1 innings pitched and seventh with 96 wins and 131 appearances.

STARTERS SUMMARY

Player	GS	Position										Batting Order										
		p	c	1b	2b	3b	ss	lf	cf	rf	of	dh	1st	2nd	3rd	4th	5th	6th	7th	8th	9th	
40 Allchin, Jadelyn	5	1	4	3	2	.
28 Ramirez, Alexis	5	.	2	2	.	1	1	1	.
13 Palacios, Sharliz	5	.	3	2	.	.	.	3	2	.	.
5 Pola, Savannah	5	.	.	2	3	1	.	.	.
43 Grant, Megan	5	.	.	1	.	.	.	4	1	.	2	2
15 Woolery, Jordan	5	.	.	4	.	1	2	3
7 Brady, Maya	5	5	3	2
24 Malau'ulu, Thess	4	4	4
11 Curo, Seneca	3	.	.	.	3	1	1	1	.
23 Tinsley, Taylor	2	2
55 Terry, Kaitlyn	2	2
3 Meono, Janelle	1	1	1
51 Cecil, Jada	1	1
22 Stephens, Taylor	1	1	1
31 Suarez, Ramsey	1	1

WALK-OFF WINS IN 2023 (2)

May 5, 2023 vs. San Diego State (W, 4-3)

Aaliyah Jordan hit a walk-off homer in the final regular-season at-bat of her career with a solo shot to dead center.

February 12, 2023 in Game 2 vs. San Diego (W, 5-2)

Maya Brady hit a walk-off, three-run homer. Including her two home runs in game one against San Diego, Brady homered three total times on the day. She went on to earn NFCA National Player of the Week.

COMEBACK WINS IN 2023 (4)

May 11, 2023 at Arizona (W, 4-3)

Trailed Arizona 3-2 heading into the bottom of the fifth inning.

- Megan Grant and Maya Brady hit back-to-back home runs to tie it and take the lead in the bottom of the fifth.
- It was Brady's second homer of the day and marked four straight games with a homer against the Wildcats.

April 15, 2023 at No. 24 Arizona (W, 8-4)

Trailed Arizona 4-3 heading into the seventh inning.

- Jordan Woolery put the game-tying run on third base with a single and one out.
- Aaliyah Jordan knocked in the game-tying run with a single up the middle.
- Sharlize Palacios put UCLA ahead on a three-run homer.

February 19, 2023 vs. Louisiana at the TaxAct Clearwater Invitational (W, 4-3)

Trailed Louisiana 3-2 heading into the seventh inning.

- A throwing error by Savannah Pola with two outs extended what turned into a three-run fourth inning for Louisiana.
- A sacrifice bunt by Janelle Meoño put the tying run into scoring position at second base.
- Pola re-entered the game to pinch hit and clutched up for a game-tying RBI single to left field.
- Maya Brady knocked in the go-ahead run with a single to right field. An errant throw by the right fielder allowed Pola to scramble home from third base to score the winning run.

February 18, 2023 vs. No. 6 Florida State at the TaxAct Clearwater Invitational (W, 6-4)

Trailed Florida State 2-0 heading into the sixth inning.

- Kennedy Powell drew a bases-loaded walk with two outs to make it 2-1.
- Seneca Curo followed Powell the next at-bat to hit a go-ahead, three-RBI double to put UCLA up, 4-2.
- Florida State tied up the game in the bottom half of the sixth on a two-RBI single by the No. 9 hitter on a 2-2 count with two outs.
- Megan Grant knocked in the game-winning runs on a two-RBI single in the top of the seventh.

2023 HONOR ROLL

USA SOFTBALL PLAYER OF THE YEAR FINALIST

Maya Brady (Top 3)
Megan Faraimo (Top 10)

NFCA FRESHMAN OF THE YEAR FINALISTS (TOP 10)

Megan Grant
Jordan Woolery

NFCA ALL-AMERICANS

Maya Brady (1st Team, Shortstop)
Megan Faraimo (1st Team, Pitcher)
Megan Grant (2nd Team, Third Base)
Jordan Woolery (2nd Team, First Base)

NFCA WEST ALL-REGION

Maya Brady (1st Team, Shortstop)
Megan Faraimo (1st Team, Pitcher)
Megan Grant (1st Team, Third Base)
Sharlize Palacios (1st Team, Catcher)
Jordan Woolery (1st Team, First Base)
Brooke Yanez (1st Team, Pitcher)
Kennedy Powell (2nd Team, Outfield)
Savannah Pola (3rd Team, Utility)

PAC-12 PLAYER OF THE YEAR

Maya Brady

PAC-12 PITCHER OF THE YEAR

Megan Faraimo

PAC-12 FRESHMAN OF THE YEAR

Jordan Woolery

PAC-12 COACH OF THE YEAR

Kelly Inouye-Perez

ALL-PAC-12 FIRST TEAM

Maya Brady
Megan Faraimo
Megan Grant
Jordan Woolery

ALL-PAC-12 SECOND TEAM

Sharlize Palacios
Brooke Yanez

ALL-PAC-12 THIRD TEAM

Savannah Pola
Anna Vines

PAC-12 ALL-FRESHMAN TEAM

Megan Grant
Kennedy Powell
Taylor Tinsley
Jordan Woolery

PAC-12 ALL-DEFENSIVE TEAM

Sharlize Palacios

PAC-12 TOM HANSEN MEDAL RECIPIENT

Maya Brady

AAU SULLIVAN AWARD SEMIFINALIST

Maya Brady

NFCA NATIONAL PLAYER OF THE WEEK

Maya Brady (Feb. 14)

NFCA NATIONAL PITCHER OF THE WEEK

Megan Faraimo (March 20)

PAC-12 PLAYER OF THE WEEK

Maya Brady (2x: April 17, Feb. 14)
Aaliyah Jordan (April 3)

PAC-12 PITCHER OF THE WEEK

Megan Faraimo (4x: April 3, March 27, March 20, Feb. 14)
Brooke Yanez (March 13)

PAC-12 FRESHMAN OF THE WEEK

Megan Grant (2x: April 17, March 13)
Taylor Tinsley (Feb. 14)

2024 OVERALL STATISTICS

Overall: 2-3 Home: 2-3 Away: 0-0 Neutral: 0-0 Pac-12: 0-0

Player	avg	gp-gs	ab	r	h	2b	3b	hr	rbi	tb	slg%	bb	hp	so	gdp	ob%	sf	sh	sb-att	po	a	e	fld%
28 Ramirez, Alexis	.455	5-5	11	3	5	1	0	1	2	9	.818	1	0	2	0	.500	0	0	0-0	16	2	0	1.000
7 Brady, Maya	.385	5-5	13	2	5	1	0	0	3	6	.462	2	2	1	0	.529	0	0	0-1	7	9	3	.842
40 Allchin, Jadelyn	.333	5-5	12	2	4	0	0	1	2	7	.583	1	0	1	0	.385	0	0	1-1	8	1	0	1.000
24 Malau'ulu, Thessa	.250	5-4	8	1	2	1	0	0	0	3	.375	0	1	1	0	.333	0	0	0-0	3	1	1	.800
5 Pola, Savannah	.200	5-5	15	0	3	0	0	0	3	3	.200	1	0	0	0	.250	0	0	0-0	8	3	0	1.000
13 Palacios, Sharlize	.200	5-5	10	2	2	0	1	0	2	4	.400	2	0	2	0	.333	0	0	0-0	12	2	0	1.000
15 Woolery, Jordan	.182	5-5	11	0	2	1	0	0	1	3	.273	2	0	2	0	.308	0	0	0-0	16	2	0	1.000
43 Grant, Megan	.077	5-5	13	0	1	0	0	0	0	1	.077	1	0	6	0	.143	0	0	0-0	11	0	1	.917
11 Curo, Seneca	.000	3-3	7	1	0	0	0	0	1	0	.000	0	0	3	0	.000	0	0	0-0	2	4	0	1.000

3 Meono, Janelle	.500	1-1	2	1	1	0	0	0	0	1	.500	1	0	0	0	.667	0	0	0-0	2	0	0	1.000
31 Suarez, Ramsey	.000	3-1	3	0	0	0	0	0	0	0	.000	0	1	1	0	.250	0	0	0-0	0	0	0	.000
22 Stephens, Taylor	.000	3-1	3	0	0	0	0	0	1	0	.000	0	0	1	0	.000	0	0	0-0	4	0	0	1.000
88 Mettler, Addison	.000	2-0	2	0	0	0	0	0	0	0	.000	0	0	1	0	.000	0	0	0-0	4	0	1	.800
56 Osteen, Liesl	.000	3-0	0	2	0	0	0	0	0	0	.000	0	0	0	0	.000	0	0	0-0	0	0	0	.000
30 Hatch, Lauren	.000	4-0	0	2	0	0	0	0	0	0	.000	0	0	0	0	.000	0	0	1-1	0	0	0	.000
Totals	.227	5	110	16	25	4	1	2	15	37	.336	11	4	21	0	.320	0	0	2-3	93	28	7	.945
Opponents	.343	5	137	39	47	6	0	11	38	86	.628	21	3	29	1	.433	3	2	1-3	87	41	3	.977

LOB - Team (22), Opp (34). DPs turned - Team (1), Opp (2).

(All games Sorted by Earned run avg)

Player	era	w-l	app	gs	cg	sho	sv	ip	h	r	er	bb	so	2b	3b	hr	b/avg	wp	hp	bk	sfa	sha	
23 Tinsley, Taylor	3.23	0-2	4	2	1	0/0	2	13.0	19	10	6	3	15	2	0	4	.328	1	1	0	0	1	
55 Terry, Kaitlyn	4.38	1-0	2	2	0	0/0	0	8.0	11	10	5	4	9	0	0	1	.306	1	0	0	1	1	
51 Cecil, Jada	9.75	1-1	3	1	0	0/0	0	9.1	15	15	13	10	5	4	0	5	.375	0	2	0	1	0	

10 Ficke, Mackenzie	42.00	0-0	1	0	0	0/0	0	0.2	2	4	4	4	0	0	0	1	.667	0	0	0	1	0	
Totals	6.32	2-3	5	5	1	0/0	2	31.0	47	39	28	21	29	6	0	11	.343	2	3	0	3	2	
Opponents	3.38	3-2	5	5	2	1/0	1	29.0	25	16	14	11	21	4	1	2	.227	3	4	0	0	0	

PB - Team (1), Palacios 1, Opp (1). SBA/ATT - Cecil (0-2), Ramirez (1-2), Terry (1-1), Palacios (0-1).

2023 PAC-12 STATISTICS

Overall: 21-3

Home: 11-1

Away: 10-2

Player	avg	gp-gs	ab	r	h	2b	3b	hr	rbi	tb	slg%	bb	hp	so	gdp	ob%	sf	sh	sb-att	po	a	e	fld%		
7 Brady, Maya	.427	24-24	75	26	32	2	1	9	26	63	.840	12	1	8	0	.506	1	0	1-1	42	18	5	.923		
15 Woolery, Jordan	.427	24-24	75	16	32	3	0	7	19	56	.747	11	1	9	3	.506	0	0	0-0	108	7	2	.983		
20 Vines, Anna	.408	21-19	49	13	20	1	0	0	6	21	.429	6	1	7	1	.482	0	0	0-1	30	35	3	.956		
43 Grant, Megan	.403	23-23	72	18	29	6	1	9	26	64	.889	7	4	13	2	.482	0	0	1-2	27	10	3	.925		
10 Powell, Kennedy	.355	24-14	31	9	11	1	1	1	6	17	.548	4	1	3	0	.444	0	2	2-4	11	0	1	.917		
3 Meono, Janelle	.349	24-18	43	15	15	0	0	0	2	15	.349	4	0	2	0	.404	0	2	2-2	30	1	0	1.000		
23 Jordan, Aaliyah	.319	17-17	47	5	15	2	0	3	11	26	.553	7	2	6	1	.429	0	0	0-0	0	0	0	.000		
5 Pola, Savannah	.293	24-24	75	8	22	2	0	1	10	27	.360	8	0	9	0	.357	1	1	2-2	19	13	1	.970		
13 Palacios, Sharlize	.291	20-20	55	8	16	1	0	4	12	29	.527	9	1	13	0	.388	2	0	0-0	124	0	1	.992		
27 Cid, Rachel	.289	20-9	38	4	11	3	0	0	3	14	.368	2	1	9	0	.341	0	0	0-0	9	15	2	.923		
19 Garcia, Alyssa	.280	17-6	25	3	7	1	0	0	5	8	.320	4	0	7	0	.379	0	0	0-0	22	0	0	1.000		
94 Carter, Lauryn	.167	22-11	36	6	6	2	0	1	6	11	.306	2	2	14	0	.250	0	0	0-0	16	0	0	1.000		

26 Castro, Jayla	1.000	1-0	1	0	1	0	0	0	1	1	1.000	0	0	0	0	1.000	0	0	0-0	0	0	0	.000		
14 Godin, Kelli	.313	24-5	16	5	5	0	0	0	2	5	.313	1	0	3	0	.333	1	1	1-3	11	0	0	1.000		
28 Ramirez, Alexis	.125	4-2	8	0	1	1	0	0	2	2	.250	1	0	2	0	.222	0	0	0-0	11	0	0	1.000		
31 Suarez, Ramsey	.000	8-0	5	0	0	0	0	0	1	0	.000	2	0	2	1	.250	1	0	0-0	0	0	0	.000		
30 Hatch, Lauren	.000	20-0	0	11	0	0	0	0	0	0	.000	0	0	0	0	.000	0	0	3-3	0	0	0	.000		
4 Pinedo, Rylee	.000	7-0	0	3	0	0	0	0	0	0	.000	0	0	0	0	.000	0	0	1-1	0	0	0	.000		
Totals	.343	24	651	150	223	25	3	35	138	359	.551	80	14	107	8	.422	6	6	13-19	469	121	19	.969		
Opponents	.202	24	599	45	121	12	2	20	41	197	.329	40	12	149	2	.265	2	2	8-8	445	163	20	.968		

LOB - Team (162), Opp (142). DPs turned - Team (3), Opp (8). CI - Team (1), Palacios 1. Picked off - Hatch 1, Powell 1.

(Conference games only Sorted by Earned run avg)

Player	era	w-l	app	gs	cg	sho	sv	ip	h	r	er	bb	so	2b	3b	hr	b/avg	wp	hp	bk	sfa	sha
8 Faraimo, Megan	1.10	15-1	19	10	5	3/3	0	89.0	59	17	14	22	99	5	1	9	.178	3	4	0	0	2
32 Tinsley, Taylor	1.27	1-1	6	3	0	0/1	0	11.0	14	5	2	0	8	3	0	1	.292	0	2	0	0	0
88 Shaw, Lauren	1.66	0-0	8	0	0	0/4	0	12.2	11	3	3	3	12	2	0	2	.224	1	1	0	0	0
21 Yanez, Brooke	2.89	5-1	13	11	4	1/2	1	43.2	37	20	18	15	30	2	1	8	.216	1	5	0	2	0
Totals	1.66	21-3	24	24	9	8/4	1	156.1	121	45	37	40	149	12	2	20	.202	5	12	0	2	2
Opponents	6.28	3-21	24	24	7	2/1	0	148.1	223	150	133	80	107	25	3	35	.343	8	14	0	6	6

PB - Team (2), Palacios 2, Opp (2). Pickoffs - Team (0), Opp (2). SBA/ATT - Palacios (7-7), Faraimo (5-5), Yanez (3-3), Ramirez (1-1).

2023 PAC-12 STANDINGS

FINAL

Team	Pac-12				Overall				Last 10	Streak	Home	Away	Neutral
	W	L	T	Pct	W	L	T	Pct					
UCLA	21	3	0	.875	52	7	0	.881	7-3	L 3	21-3	16-2	15-2
Washington	16	8	0	.667	44	15	0	.746	6-4	L 2	17-3	11-7	16-5
Utah	15	9	0	.625	42	16	0	.724	7-3	L 2	14-5	15-7	13-4
Stanford	14	10	0	.583	47	15	0	.758	7-3	L 1	23-3	14-7	10-5
Oregon	14	10	0	.583	38	17	0	.691	4-6	L 2	9-8	16-4	13-5
California	9	14	1	.396	35	21	1	.623	4-6	L 1	8-7	14-8-1	13-6
Oregon State	6	17	1	.271	15	29	1	.344	4-6	L 1	5-7-1	2-14	8-8
Arizona	6	18	0	.250	29	25	0	.537	4-6	L 1	21-10	4-12	4-3
Arizona State	6	18	0	.250	22	26	0	.458	1-9	L 3	14-12	4-11	4-3

THE LAST TIME UCLA ...

Scored 10+ runs in a game:	11 at No. 23 Utah (4/30/23)
Scored 15+ runs in a game:	16 vs. Cal Poly (3/4/23)
Scored 20+ runs in a game:	22 vs. CSUN (2/10/22)
Recorded 15+ hits in a game:	15 vs. Michigan (3/4/23)
Recorded 20+ hits in a game:	21 at Stanford (4/28/17)
Scored 10+ runs in an inning:	11 vs. Cal Poly (Top 2nd, 3/4/23)
Drew 10 or more walks in a game:	10 vs. Grand Canyon (5/20/22)
Stole five or more bases in a game:	6 vs. Saint Mary's (3/4/19)
Hit five or more home runs in a game:	5 at No. 24 Arizona (4/16/23)
Defeated No. 1 team (NFCA):	W, 7-3 vs. No. 1 Oklahoma (6/6/22)
Defeated ranked opponent at home (NFCA):	W, 3-0 vs. No. 6 Stanford (4/2/23)
Defeated ranked opponent on the road (NFCA):	W, 11-3 at No. 23 Utah (4/30/23)
Lost to a ranked opponent at home:	L, 9-1 vs. No. 9 Oklahoma State (2/11/24)
Lost to ranked opponent on the road:	L, 3-0 at No. 19 Oregon (3/24/23)
Won a run-rule game:	W, 10-1 (6 inn.) at No. 23 Utah (4/29/23)
Lost a run-rule game:	L, 9-1 vs. No. 9 Oklahoma State (2/11/24)
Won an extra-inning game:	W, 3-1 (8 inn.) at Stanford (4/8/22)
Lost an extra-inning game:	L, 4-3 (8 inn.) vs. Florida State (2/20/22)
Was No-Hit:	L, 6-0 vs. No. 3 Alabama (6/4/21)
Was Perfect-Gamed:	L, 6-0 vs. No. 3 Alabama (6/4/21)

THE LAST TIME A BRUIN ...

Recorded 4+ hits in a game:	4, Megan Grant vs. Arizona State (4/21/23)
Recorded 5+ hits in a game:	5, Delaney Spaulding at No. 22 Arizona State (5/12/17)
Record in 5+ RBI in a game:	5, Megan Grant at Arizona (4/16/23)
Recorded 6+ RBI in a game:	6, Delanie Wisz vs. Grand Canyon (5/20/22)
Recorded 7+ RBI in a game:	7, Brianna Tautalafua vs. UC Riverside (2/11/18)
Recorded 8 RBI in a game:	Amanda Kamekona vs. Santa Clara (2/9/08)
Hit 2+ home runs in a game:	2, Maya Brady at Arizona (5/11/23)
Hit 3 home runs in a game:	Monica Harrison at No. 4 Arizona State (4/26/09)
Hit a grand slam:	Megan Grant at No. 24 Arizona (4/16/23)
Hit an inside-the-park home run:	Briana Perez vs. Robert Morris (3/8/19)
Hit a lead-off home run:	Megan Grant vs. Liberty (5/20/23)
Hit back-to-back home runs:	Megan Grant and Maya Brady at Arizona (5/11/23)
Hit back-to-back-to-back home runs:	Kinsley Washington, Savannah Pola and Aaliyah Jordan vs. Auburn (2/19/22)
Recorded 2+ doubles in a game:	2, Rachel Cid at No. 24 Arizona (4/15/23)
Recorded 3+ doubles in a game:	3, Aaliyah Jordan vs. Liberty (3/19/19)
Hit for the cycle:	Never happened
Drew 4+ walks in a game:	4, Colleen Sullivan at No. 21 Arizona State (4/6/19)
Stole 3+ bases in a game:	3, Kelli Godin vs. Saint Mary's (3/24/19)
Hit a home run in three straight games:	Maya Brady at No. 24 Arizona (April 2023)
Hit a home run in four straight games:	Maya Brady (April 2023)
Hit a home run in five straight games:	B.B. Bates (February 2013)
^ Had a true walk-off home run:	Aaliyah Jordan vs. San Diego State (5/5/23)
^ Had a true walk-off home run against a ranked opponent (NFCA):	Rachel Garcia vs. No. 2 Washington (6/2/23)
^ Had a true walk-off:	Aaliyah Jordan vs. San Diego State (5/5/23)
^ Had a true walk-off against a ranked opponent (NFCA):	Savannah Pola vs. No. 17 Tennessee (2/26/23)

^ "True" denotes the walk-off did not occur in run-rule fashion.

THE LAST TIME A BRUIN PITCHER ...

Struck out 10+ batters:	12, Megan Faraimo vs. Arizona State (4/23/23)
Struck out 15+ batters:	15, Megan Faraimo vs. No. 6 Stanford (3/31/23)
Struck out 20+ batters:	23, Anjelica Selden vs. Mississippi (13.2 innings, 3/4/05)
Threw a no-hitter:	Megan Faraimo vs. No. 3 Florida (2/23/23)
Threw a no-hitter against a ranked opponent (NFCA):	Megan Faraimo vs. No. 3 Florida (2/23/23)
Threw a seven-inning no-hitter:	Holly Azevedo vs. No. 9 Arizona (3/20/22)
Threw a seven-inning no-hitter against a ranked opponent (NFCA):	Holly Azevedo vs. No. 9 Arizona (3/20/22)
Threw a perfect game:	Megan Faraimo vs. CSU Bakersfield (3/11/22)
Threw a perfect game against a ranked opponent (NFCA):	Never happened
Threw a seven-inning perfect game:	Heather Compton vs. Central Michigan (5/17/91)
Threw a combined perfect game/no-hitter:	Megan Faraimo and Lauren Shaw vs. Pennsylvania (3/10/22)
Allowed five walks:	5, Brooke Yanez at California (3/12/23)
Allowed six or more walks:	6, Jada Cecil vs. No. 8 Texas (2/10/24)

GAME HIGHS

TEAM HIGHS

BATTING

At bats:	26 vs. San Diego (Feb. 10)
Runs scored:	7 vs. San Diego (Feb. 10)
Hits:	8 vs. San Diego (Feb. 10)
	8 vs. Maryland (Feb. 9)
RBI:	7 vs. San Diego (Feb. 10)
Doubles:	1 vs. San Diego (Feb. 10)
Triples:	1 vs. San Diego (Feb. 10)
	1 vs. Maryland (Feb. 9)
Home runs:	1 vs. San Diego (Feb. 10)
	1 vs. Maryland (Feb. 9)
Total bases:	15 vs. San Diego (Feb. 10)
Walks:	5 vs. Maryland (Feb. 9)
Strikeouts:	7 vs. Maryland (Feb. 9)
Sac hits:	None
Sac flies:	None
Stolen bases:	1 vs. San Diego (Feb. 10)
	1 vs. Maryland (Feb. 9)
Hit by pitch:	3 vs. Texas (Feb. 9)
Caught stealing:	1 vs. San Diego (Feb. 10)
Runners LOB:	6 vs. Maryland (Feb. 9)
Hit into double play:	1 vs. Texas (Feb. 10)
	1 vs. Maryland (Feb. 9)

FIELDING

Putouts:	21 (three times), last vs. San Diego (Feb. 10)
Assists:	11 vs. Texas (Feb. 9)
Errors:	2 (three times), last vs. Oklahoma State (Feb. 11)
Passed balls:	1 vs. Oklahoma State (Feb. 11)
Double plays turned:	1 vs. Texas (Feb. 9)

PITCHING

Innings pitched:	7.0 (three times), last vs. San Diego (Feb. 10)
Runs allowed:	16 vs. Texas (Feb. 10)
Earned runs allowed:	16 vs. Texas (Feb. 10)
Walks allowed:	10 vs. Texas (Feb. 10)
Strikeouts:	8 (three times), last vs. San Diego (Feb. 10)
Hits allowed:	13 vs. Oklahoma State (Feb. 11)
	13 vs. Texas (Feb. 10)
Doubles allowed:	3 vs. Oklahoma State (Feb. 11)
	3 vs. Texas (Feb. 10)
Triples allowed:	None
Home runs allowed:	4 vs. Oklahoma State (Feb. 11)
	4 vs. Texas (Feb. 10)

INDIVIDUAL HIGHS

BATTING

At bats:	4, Maya Brady vs. San Diego (Feb. 10)
	4, Savannah Pola vs. San Diego (Feb. 10)
	4, Savannah Pola vs. Texas (Feb. 9)
Runs scored:	2, Alexis Ramirez vs. Maryland (Feb. 9)
Hits:	2 (four times)
RBI:	2, Jadelyn Allchin vs. San Diego (Feb. 10)
	2, Maya Brady vs. Maryland (Feb. 9)
	2, Savannah Pola vs. Maryland (Feb. 9)
Doubles:	1 (four times)
Triples:	1, Sharlize Palacios vs. San Diego (Feb. 10)
Home runs:	1, Jadelyn Allchin vs. San Diego (Feb. 10)
	1, Alexis Ramirez vs. Maryland (Feb. 9)
Total bases:	5, Alexis Ramirez vs. Maryland (Feb. 9)
Walks:	1 (11 times)
Sac hits:	None
Sac flies:	None
Stolen bases:	1, Jadelyn Allchin vs. San Diego (Feb. 10)
	1, Lauren Hatch vs. Maryland (Feb. 9)

FIELDING

Putouts:	9, Sharlize Palacios vs. Texas (Feb. 9)
Assists:	4, Maya Brady vs. Texas (Feb. 9)
Errors:	2, Maya Brady vs. Oklahoma State (Feb. 11)
Passed Balls:	1, Sharlize Palacios vs. Oklahoma State (Feb. 11)

PITCHING

Innings pitched:	7.0, Taylor Tinsley vs. Texas (Feb. 9)
Runs allowed:	12, Jada Cecil vs. Texas (Feb. 10)
Earned runs allowed:	12, Jada Cecil vs. Texas (Feb. 10)
Walks allowed:	6, Jada Cecil vs. Texas (Feb. 10)
Strikeouts:	8, Taylor Tinsley vs. Texas (Feb. 9)
Hits allowed:	11, Jada Cecil vs. Texas (Feb. 10)
Doubles allowed:	3, Jada Cecil vs. Texas (Feb. 10)
Triples allowed:	None
Home runs allowed:	3, Taylor Tinsley vs. Oklahoma State (Feb. 11)
	3, Jada Cecil vs. Texas (Feb. 10)
Wild pitches:	1, Kaitlyn Terry vs. San Diego (Feb. 10)
	1, Taylor Tinsley vs. Texas (Feb. 9)
Hit batters:	1 (three times), last Taylor Tinsley vs. Oklahoma State (Feb. 11)

HEAD COACH KELLY INOUE-PEREZ



THE SHELLY CARLIN UCLA HEAD SOFTBALL COACH KELLY INOUE-PEREZ

Hometown Los Angeles, Calif.
Alma Mater UCLA, 1993
High School Gahr High School
Family Husband, Gerardo
..... Son, Mikie
..... Daughter, Kylie

COACHING HISTORY

Head Record (2007-Pres.) 777-200-1 (.795)
Assistant Coach (1994-2006) 617-150-1 (.804)
Player (1989-1993) 270-25 (.915)
Total (35 seasons) 1,664-375-2 (.815)

CAREER ACCOLADES

- Eight-time National Champion (2x as head coach, 3x as assistant coach, 3x as player)
- Three-time NFCA Coaching Staff of the Year ('10, '19, '21)
- Six-time NFCA Regional Coaching Staff of the Year
- Three-time Pac-10/12 Coach of the Year ('10, '21, '23)
- Produced four Olympians (Garcia, Nickles, Spaulding, Carda)
- Two-time Honda Broderick Cup Winner Rachel Garcia
- Three-time USA Softball Player of the Year Rachel Garcia
- Produced 44 NFCA All-American awards
- Produced 89 NFCA All-Region awards
- Produced 110 All-Pac-10/12 accolades

COACH I VS. THE PAC-12

School	Record
Arizona	43-13 (.768)
Arizona State	28-22 (.560)
California	31-12-1 (.705)
Oregon	36-19 (.655)
Oregon State	40-7 (.851)
Stanford	38-12 (.760)
Utah	30-7 (.811)
Washington	33-18 (.647)
TOTALS	281-109-1 (.719)

KELLY INOUE-PEREZ COACHING TREE

Bruin	School	Role (Yr.)
Alyssa Tiumalu ('14)	Iona	Head Coach (3rd yr.)
Sam Duran ('15)	Utah Valley	Assistant Coach (3rd yr.)
Mysha Sataraka ('16)	Penn State	Assistant Coach (2nd yr.)
Delanie Wisz ('22)	San Diego State	Assistant Coach (2nd yr.)

UCLA Athletic Hall of Famer Kelly Inoue-Perez begins her 18th season as The Shelly Carlin UCLA Head Softball Coach in 2024. She owns an overall record of 775-197-1 (.797) through 17 campaigns. Including her 13 years as an assistant coach (1994-06) and five years as a player (1989-93), this marks Inoue-Perez's 36th consecutive season in Westwood. Inoue-Perez, who is the only person to have won an NCAA Softball Championship as both a player and coach, led the Bruins to their 12th and 13th titles as head coach in 2010 and 2019. Inoue-Perez officially took over from Sue Enquist as the third head coach in program history on Jan. 1, 2007.

Inoue-Perez is a link to five decades of Bruin softball success, reaching the postseason every year as head coach. She has contributed to eight NCAA Championships, 11 Pac-10/12 Conference titles and won 1,662 total games in her previous 35 years as a Bruin. Inoue-Perez won three NCAA titles as a player in 1989, 1990 and 1992 and three as an assistant coach under NFCA Hall of Famer Enquist in 1999, 2003 and 2004.

Entering 2024, she leads all active Pac-12 coaches with 775 overall victories and 275 conference victories. Inoue-Perez secured her Pac-12-leading fourth regular-season title in 2023 with a 21-3 record, taking the season series versus each opponent. She ranks second among active NCAA softball head coaches and seventh all-time with a .797 winning percentage.

Over Inoue-Perez's 17 seasons as head coach, numerous Bruin players have garnered national, regional and conference recognition. Rachel Garcia was a three-time winner of the Honda Award for Softball (2018, 2019, 2021) and the first two-time winner of the Honda Cup (2019, 2021), which is given to the best female athlete in any collegiate sport. Garcia also was a two-time winner of the USA Softball Player of the Year award. Inoue-Perez has directed 44 NFCA All-Americans (21 First Team) and 89 NFCA All-Region plaudits (59 First Team). Eighty-two of Inoue-Perez's players have been named to the All-Pac-12 First (61), Second (17) and Third Teams (4) and 26 earned Honorable Mention. UCLA has hauled in seven Pac-10/12 Player of the Year awards since Inoue-Perez took the reins of the program, beginning with Megan Langenfeld in 2010. Ally Carda was a two-time winner in 2014 and 2015 and Rachel Garcia received the award three times (2018, 2019 and 2021), tying her lifelong friend Lisa Fernandez's record. Maya Brady is the most recent Bruin to be named Pac-12 Player of the Year in 2023. Since 2007, UCLA has totaled three Pac-12 Pitcher of the Year awards. Megan Faraimo became the first Bruin to win the award in back-to-back seasons in 2022 and 2023. Five Bruins have won Pac-12 Freshman of the Year and Briana Perez became the first Bruin to win Pac-12 Defensive Player of the Year in 2022.

Four players who have competed in the Inoue-Perez era of UCLA softball have gone on to represent Team USA in the Olympics. Rachel Garcia, Bubba Nickles, Delaney Spaulding and Ally Carda all donned the Red, White and Blue at the 2020 Tokyo Summer Olympics and brought home the silver medal.

Inoue-Perez and her staff have been consistently recognized for their efforts on and off the field. The staff was awarded NFCA West Regional Coaching Staff of the Year six times and received the national honor three times in 2010, 2019 and 2021. Inoue-Perez was an assistant coach on the 2000 and 2004 staffs under Enquist that won the NFCA West Regional award. In 2023, Inoue-Perez matched her predecessor Enquist's mark of three Pac-12 Coach of the Year awards (2010, 2021 and 2023).

NCAA WINNINGEST COACHES OF ALL-TIME (entering 2024)

Div. 1 Active Coaches, By % minimum five years, 200 wins	Div. 1 All-Time, By % minimum 10 years, 500 wins
1. Patty Gasso, Oklahoma .808	1. Sue Enquist, UCLA .835
2. Kelly Inoue-Perez, UCLA .797	2. Sharron Backus, UCLA .831
3. Gerry Glasco, Louisiana .787	3. Patty Gasso, Oklahoma .808
4. Tim Walton, Florida .785	4. Stefni Lotief, Louisiana .806
5. Mike White, Texas .779	5. Michael Lotief, Louisiana .803
6. Patrick Murphy, Alabama .771	6. Clint Meyers, Arizona State/Auburn .802
7. Brian Dunn, UT Martin .751	7. Kelly Inoue-Perez, UCLA .797
8. Karen Weekly, Tennessee .748	8. Mike Candrea, Arizona .793
9. Pete D'Amour, Virginia Tech .735	9. Tim Walton, Wichita State/Florida .785
10. Heather Tarr, Washington .725	10. Mike White, Oregon/Texas .779

KELLY INOUE-PEREZ'S HEAD COACHING RECORD

Year	Record	Pct.	Pac-10/12	Pct.	Finish	Postseason
2007	37-18	.673	12-9	.571	t-3rd	1-2 (t-17th - Regionals)
2008	51-9	.850	17-4	.810	2nd	6-2 (t-5th - WCWS)
2009	45-11	.804	16-5	.762	1st	4-2 (t-9th - Super Regionals)
2010	50-11	.820	14-7	.667	2nd	10-0 (1st - National Champions)
2011	36-19	.655	9-12	.429	t-6th	3-2 (t-17th - Regionals)
2012	36-20	.643	12-12	.500	t-4th	0-2 (t-17th - Regionals)
2013	40-20	.667	10-14	.417	t-5th	3-2 (t-17th - Regionals)
2014	52-8	.867	19-5	.792	2nd	4-2 (t-9th - Super Regionals)
2015	51-12	.810	19-5	.792	2nd	6-2 (t-5th - WCWS)
2016	40-16-1	.711	16-5-1	.727	2nd	5-3 (t-7th - WCWS)
2017	48-15	.762	16-8	.667	t-3rd	6-2 (t-5th - WCWS)
2018	58-7	.892	20-4	.833	2nd	8-3 (t-3rd - WCWS)
2019	56-6	.903	20-4	.833	t-1st	10-1 (1st - National Champions)
2020	25-1	.962	—	—	—	season canceled due to COVID-19
2021	47-7	.870	19-2	.905	1st	6-3 (t-3rd - WCWS)
2022	51-10	.836	19-5	.792	2nd	8-2 (t-3rd - WCWS)
2023	52-7	.881	21-3	.875	1st	0-2 (t-17th - Regionals)
TOTALS	775-197-1	.797	259-104-1	.712		16 NCAA Tournament Appearances, 11 Super Regionals 9 WCWS Appearances, 2 NCAA Championships


HEAD COACH KELLY INOUYE-PEREZ IN ONE-RUN GAMES ...

Inouye-Perez owns a record of 120-44 in one-run games as head coach. Over the last seven seasons, she is 52-15 in one-run games.

Date	Opponent	W/L	Score
2/10/24	vs. San Diego	W	7-6
2/9/24	vs. No. 8 Texas	L	2-3
2/9/24	vs. Maryland	W	6-5
5/20/23	vs. Liberty	L	1-2
5/19/23	vs. Grand Canyon	L	2-3
5/12/23	vs. No. 7 Stanford	W	1-0
5/11/23	at Arizona	W	4-3
5/5/23	vs. San Diego State	W	4-3
4/1/23	vs. No. 6 Stanford	W	2-1
3/17/23	vs. No. 10 Washington	L	3-4
2/25/23	vs. No. 19 Northwestern	W	2-1
2/24/23	vs. Iowa	W	2-1
2/19/23	vs. Louisiana	W	4-3
2/12/23	vs. Liberty	W	3-2
5/27/22	vs. No. 9 Duke	W	3-2
4/29/22	vs. Utah	W	1-0
4/24/22	at Oregon State	W	4-3
4/23/22	at Oregon State	W	3-2
4/22/22	at Oregon State	W	6-5
4/10/22	at Stanford	L	0-1
4/9/22	at Stanford	L	0-1
3/27/22	at No. 9 Washington	W	5-4
3/25/22	at No. 9 Washington	W	3-2
2/26/22	vs. No. 17 Tennessee	W	2-1 (8)
2/25/22	vs. Texas Tech	W	2-1
2/20/22	vs. No. 5 Florida State	L	3-4 (8)
2/19/22	vs. No. 11 Texas	W	2-1
5/23/21	vs. No. 24 Minnesota	W	2-1
5/22/21	vs. Fresno State	W	5-4 (8)
3/19/21	vs. No. 11 Arizona State	W	2-1 (8)
2/22/20	vs. No. 7 Florida	W	5-4 (8)
2/16/20	vs. No. 5 Florida State	W	3-2
6/4/19	vs. No. 1 Oklahoma	W	5-4
5/10/19	vs. No. 6 Arizona	W	5-4
5/3/19	at Stanford	L	1-2
4/12/19	vs. Oregon	L	3-4
3/30/19	vs. California	W	1-0
3/29/19	vs. California	W	3-2 (8)
3/9/19	vs. Liberty	W	4-3
2/7/19	vs. UT Arlington	W	2-1
6/1/18	vs. No. 4 Florida	W	6-5
5/25/18	vs. No. 10 Arizona	W	3-2
5/19/18	vs. Cal State Fullerton	L	2-3 (9)
5/12/18	vs. No. 6 Arizona State	W	2-1 (9)
5/5/18	at No. 24 California	W	2-1
4/22/18	vs. No. 1 Washington	W	1-0
3/24/18	vs. Oregon State	W	3-2
3/11/18	at No. 21 Long Beach State	W	6-5
2/23/18	vs. Liberty	W	4-3
6/3/17	vs. No. 7 Washington	L	0-1
6/1/17	vs. No. 18 LSU	L	1-2
5/26/17	vs. No. 13 Ole Miss	W	1-0
5/25/17	vs. No. 13 Ole Miss	W	8-7 (11)
5/11/17	at No. 22 Arizona State	W	4-3
4/29/17	at Stanford	W	6-5
4/21/17	vs. California	W	3-2
4/8/17	vs. No. 2 Oregon	W	1-0 (9)
4/1/17	at No. 8 Washington	W	9-8
3/25/17	vs. BYU	W	1-0
3/17/17	vs. No. 20 Utah	L	1-2
3/12/17	vs. Texas	W	3-2
3/11/17	at Long Beach State	W	1-0
2/26/17	vs. No. 1 Florida State	L	1-2
2/15/17	vs. No. 7 LSU	W	6-5 (8)
2/17/17	vs. UCF	W	1-0
2/15/17	vs. No. 22 Kentucky	L	1-2 (11)

ABOUT UCLA'S HALL-OF-FAME COACHING STAFF

UCLA softball's coaching core has remained intact since the inception of the program in 1975. The nexus of the Bruin coaching tree includes Sharron Backus, Sue Enquist, Kelly Inouye-Perez, Lisa Fernandez and Kirk Walker. With Enquist, Inouye-Perez and Fernandez all playing under Backus, and Walker getting his start as a graduate assistant under Backus in 1984, all five coaches are inextricably connected to the program's beginning. This is one of the reasons for UCLA's renown strength in culture and alumni network.



LISA FERNANDEZ

The Mark Kalmansohn UCLA Associate Head Softball Coach, 26th season
Alma Mater: UCLA '95

- Considered one of the greatest players in the history of the sport ... enters her 26th season on the Bruin coaching staff in 2024 ... shifted responsibilities to the Bruins' hitters and infield group ... elevated to Associate Head Coach during Fall 2022.

- Fernandez also manages the Bruins' recruiting efforts.

- This is Fernandez's second stint as a full-time assistant coach for UCLA (1997-99, 2007-present), also serving as a volunteer assistant from 2000-04 ... has coached the Bruins to five NCAA Championships in 1999, 2003, 2004, 2010 and 2019 ... also on the staff for five Pac-10/12 Championships in 1999, 2002, 2009, 2019, 2021 and 2023.

- A three-time member of the NFCA National Coaching Staff of the Year in 2004, 2010 and 2019.

- Has coached nine Bruin hurlers to 21 NFCA All-American awards ... under her tutelage, Rachel Garcia won two Honda Broderick Cups, three Honda Sport Awards, one NFCA National Player of the Year, one NFCA Pitcher of the Year, two Pac-12 Player of the Years, one Pac-12 Pitcher of the year and two of her three NFCA First Team All-American honors.

- Megan Faraimo won three NFCA All-America awards and was honored as Pac-12 Pitcher of the Year twice in 2022 and 2023 with the help of Fernandez.

- Inducted into the ASA/USA Softball National Hall of Fame in 2013, joining Sharron Backus, Gina Vecchione, Sheila Cornell, Dot Richardson and Sue Enquist ... a decade prior, she was inducted into the UCLA Athletic Hall of Fame in 2003.

- Fernandez is a three-time Olympic Gold Medalist, having helped Team USA to victories in the 1996, 2000 and 2004 Olympic Games.

- Played at UCLA from 1990-93 and completed her psychology degree in 1995 ... a three-time winner of the sport's Honda Award, Fernandez became the first softball player to win the prestigious Honda Broderick Cup in 1993, given to the most outstanding collegiate female athlete in all sports ... a four-time, First Team All-American, Fernandez led the Bruins to two national championships (1990, 1992) and two runner-up finishes (1991, 1993) ... was also named All-Region and All-Pac-10 First Team each season and Pac-10 Player of the Year her final three years.

LISA FERNANDEZ UCLA CAREER PITCHING STATS

YR	ERA	W-L	APP	GS	CG	SH	SV	IP	H	R	ER	BB	SO
'90	0.25	11-1	15	12	12	8	0	83.0	33	6	3	10	51
'91	0.25	20-3	26	24	23	16	1	165.2	68	9	6	22	165
'92	0.14	29-0	30	27	27	22	0	196.1	77	7	4	25	220
'93	0.25	33-3	36	33	33	28	0	249.2	80	10	9	46	348
TOT	0.22	93-7	107	96	95	74	1	694.2	258	32	22	103	784



KIRK WALKER

Associate Head Coach, 23rd season
Alma Mater: UCLA '88

- Enters his 23rd season on the UCLA coaching staff in 2024 and his 12th since returning to Westwood in 2012 ... elevated to Associate Head Coach on Fall 2022.

- Previously was a member of the Bruin staff from 1984-94, beginning as a graduate assistant for UCLA Athletic Hall of Fame Coaches Sharron Backus and Sue Enquist.

- Formerly the head softball coach at Oregon State from 1995-12 where he is the all-time winningest coach in program history and the fifth-winningest in Oregon State history regardless of sport ... posted a 594-490-3 record (.548 winning percentage) ... led the Beavers to 10 postseason appearances, including their first-ever WCWS berth in 2006 ... under Walker's tutelage, the Beavers earned 79 All-Pac-10/12 honors and 10 All-American awards.

- A visible and vocal advocate for diversity and inclusion in sports across the country, he is one of the founders of the Equality Coaching Alliance and the LGBT Sports Coalition. Walker also serves as a founding board member for the non-profit Sports Equality Foundation along with being the chair of the UCLA Athlete Allies committee for UCLA Athletics.

- UCLA's third base coach, known for tossing Jolly Ranchers to Bruins who hit home runs.

2024 TV/RADIO ROSTER



3

Janelle Meoño
R-SR · OF · 5-4 · L/R




4

Rylee Pinedo
SO · INF · 5-3 · L/R



5

Savannah Pola
JR · UTIL · 5-4 · L/R



7

Maya Brady
R-SR · SS · 5-10 · L/R



11

Seneca Curo
R-SR · INF · 5-7 · R/R



13

Sharlize Palacios
R-SR · C · 5-6 · R/R



15

Jordan Woolery
SO · INF · 5-9 · R/R



22

Taylor Stephens
JR · UTIL · 5-5 · R/R



23

Taylor Tinsley
SO · P · 5-7 · R/R




24

Thessa Malau'ulu
SR · UTIL · 5-7 · L/R



25

Mia McNulty
FR · UTIL · 5-4 · R/R



26

Jayla Castro
JR · C · 5-5 · R/R



28

Alexis Ramirez
SO · C/UTIL · 5-4 · R/L




30

Lauren Hatch
JR · OF · 5-6 · L/R



31

Ramsey Suarez
SO · INF · 5-6 · R/R



40

Jadelyn Allchin
GR · OF · 5-6 · L/R



43

Megan Grant
SO · UTIL · 5-9 · L/R



44

Kate Blunt
JR · UTIL · 5-6 · R/R



51

Jada Cecil
JR · P · 5-10 · R/R



52

Madison Pacini
R-JR · OF · 5-6 · R/R



55

Kaitlyn Terry
FR · P/OF · 5-6 · L/L



56

Liesl Osteen
FR · OF · 5-10 · L/R



88

Addison Mettler
FR · C/INF · 5-9 · L/R



Kelly Inouye-Perez
Head Coach




Lisa Fernandez
Associate Head Coach



Kirk Walker
Associate Head Coach



Rob Schweyer
Assistant Coach



Will Oldham
Volunteer Director of Player Development

GAME-BY-GAME RESULTS

DATE	OPPONENT	W/L	SCORE	INNINGS	OVERALL	CONFERENCE	PITCHER OF RECORD	ATTENDANCE	TIME
Feb. 9	Maryland	W	6-5	7	1-0	0-0	Cecil (1-0)	1158	2:30
Feb. 9	No. 8 Texas	L	3-2	7	1-1	0-0	Tinsley (0-1)	1158	2:12
Feb. 10	San Diego	W	7-6	7	2-1	0-0	Terry (1-0)	850	2:29
Feb. 10	No. 8 Texas	L	16-0	5	2-2	0-0	Cecil (1-1)	850	2:00
Feb. 11	No. 9 Oklahoma State	L	9-1	5	2-3	0-0	Tinsley (0-2)	721	1:56

HITTING GAME-BY-GAME

DATE	OPPONENT	AB	R	H	RBI	2B	3B	HR	TB	BB	IBB	SB	CS	HBP	SAC	SF	GDP	K	PO	A	E	LOB	AVG
Feb. 9	Maryland	24	6	8	5	1	0	1	12	5	0	1	0	0	0	0	0	7	21	6	1	5	.333
Feb. 9	No. 8 Texas	24	2	2	2	1	0	0	3	2	0	0	0	3	0	0	0	5	21	11	2	6	.208
Feb. 10	San Diego	26	7	8	7	2	1	1	15	3	0	1	1	0	0	0	0	1	21	2	2	4	.243
Feb. 10	No. 8 Texas	18	0	4	0	0	0	0	4	0	0	0	0	0	0	0	0	4	15	4	0	3	.239
Feb. 11	No. 9 Oklahoma State	18	1	3	1	0	0	0	3	1	0	0	0	1	0	0	0	4	15	5	2	4	.227
TOTALS		110	16	25	15	4	1	2	37	11	0	2	1	4	0	0	0	21	93	28	7	22	.227

PITCHING GAME-BY-GAME

DATE	OPPONENT	IP	H	R	ER	BB	SO	2B	3B	HR	WP	BK	HBP	DP	IBB	SCORE	W-L	SV	ERA
Feb. 9	Maryland	7.0	6	5	2	6	8	0	0	1	0	0	1	0	0	6-5	1-0	1	2.00
Feb. 9	No. 8 Texas	7.0	7	3	1	2	8	0	0	1	1	0	0	1	0	2-3	1-1	1	1.50
Feb. 10	San Diego	7.0	8	6	4	2	8	0	0	1	1	0	0	0	0	7-6	2-1	2	2.33
Feb. 10	No. 8 Texas	5.0	13	16	16	10	2	3	0	4	0	0	1	0	0	0-16	2-2	2	6.19
Feb. 11	No. 9 Oklahoma State	5.0	13	9	5	1	3	3	0	4	0	0	1	0	0	1-9	2-3	2	6.32
TOTALS		31.0	47	39	28	21	29	6	0	11	2	0	3	1	0	16-39	2-3	2	6.32

GAME-BY-GAME POSITION LINEUP

DATE	OPPONENT	RECORD	C	1B	2B	SS	3B	LF	CF	RF	DP	SP
Feb. 9	Maryland	1-0	Ramirez, A.	Grant, M.	Curo, S.	Brady, M.	Woolery, J.	Allchin, J.	Meoño, J.	Pola, S.	Palacios, S.	Terry, K.
Feb. 9	No. 8 Texas	1-1	Palacios, S.	Woolery, J.	Curo, S.	Brady, M.	Malau'ulu, T.	Grant, M.	Allchin, J.	Pola, S.	Ramirez, A.	Tinsley, T.
Feb. 10	San Diego	2-1	Ramirez, A.	Woolery, J.	Curo, S.	Brady, M.	Malau'ulu, T.	Grant, M.	Allchin, J.	Pola, S.	Palacios, S.	Terry, K.
Feb. 10	No. 8 Texas	2-2	Palacios, S.	Woolery, J.	Pola, S.	Brady, M.	Malau'ulu, T.	Grant, M.	Allchin, J.	Ramirez, A.	Suarez, R.	Cecil, J.
Feb. 11	No. 9 Oklahoma State	2-3	Palacios, S.	Woolery, J.	Pola, S.	Brady, M.	Malau'ulu, T.	Grant, M.	Allchin, J.	Ramirez, A.	Stephens, T.	Tinsley, T.

GAME-BY-GAME BATTING LINEUP

DATE	OPPONENT	RECORD	1	2	3	4	5	6	7	8	9
Feb. 9	Maryland	1-0	Brady, M.	Pola, S.	Woolery, J.	Grant, M.	Palacios, S.	Curo, S.	Ramirez, A.	Allchin, J.	Meofo, J.
Feb. 9	No. 8 Texas	1-1	Pola, S.	Brady, M.	Woolery, J.	Grant, M.	Palacios, S.	Ramirez, A.	Curo, S.	Allchin, J.	Malau'ulu, T.
Feb. 10	San Diego	2-1	Pola, S.	Brady, M.	Ramirez, A.	Woolery, J.	Grant, M.	Palacios, S.	Allchin, J.	Curo, S.	Malau'ulu, T.
Feb. 10	No. 8 Texas	2-2	Brady, M.	Pola, S.	Ramirez, A.	Woolery, J.	Grant, M.	Palacios, S.	Allchin, J.	Suarez, R.	Malau'ulu, T.
Feb. 11	No. 9 Oklahoma State	2-3	Brady, M.	Grant, M.	Ramirez, A.	Woolery, J.	Palacios, S.	Pola, S.	Allchin, J.	Stephens, T.	Malau'ulu, T.

STARTING PITCHER LOG

PITCHER	OPPONENT	DATE	DEC.	IP	H	R	ER	BB	SO	NP
Terry, K.	Maryland	Feb. 9	ND	1.1	3	4	1	2	2	43
Tinsley, T.	No. 8 Texas	Feb. 9	L	7.0	7	3	1	2	8	109
Terry, K.	San Diego	Feb. 10	W	6.2	8	6	4	2	7	117
Cecil, J.	No. 8 Texas	Feb. 10	L	4.1	11	12	12	6	2	122
Tinsley, T.	No. 9 Oklahoma State	Feb. 11	L	4.2	10	7	5	1	3	92
TOTALS		3 gms	1-3	24.0	39	32	23	13	22	--

LINE SCORES

GAME 1: No. 10 UCLA 6, Maryland 5

Feb. 9 at Easton Stadium

	1	2	3	4	5	6	7	R	H	E
Maryland	4	0	1	0	0	0	0	5	6	1
UCLA	0	3	0	1	0	2	X	6	8	1

WP: Cecil (1-0) LP: Wyche (0-1) S: Tinsley (1)

Time: 2:30 Attendance: 850

GAME 2: No. 8 Texas 3, No. 10 UCLA 2

Feb. 9 at Easton Stadium

	1	2	3	4	5	6	7	R	H	E
Texas	0	1	1	0	1	0	0	3	7	1
UCLA	0	0	0	0	0	2	0	2	2	2

WP: Tinsley (0-1) LP: Kavan (1-0)

Time: 2:12 Attendance: 850

GAME 3: No. 10 UCLA 7, San Diego 6

Feb. 10 at Easton Stadium

	1	2	3	4	5	6	7	R	H	E
San Diego	0	0	0	2	1	0	3	6	8	1
UCLA	1	4	2	0	0	0	X	7	8	2

WP: Terry (1-0) LP: Tadlock (0-2) S: Tinsley (2)

Time: 2:29 Attendance: 850

GAME 4: No. 8 Texas 16, No. 10 UCLA 0

Feb. 10 at Easton Stadium

	1	2	3	4	5	R	H	E
Texas	1	4	1	8	2	16	13	0
UCLA	0	0	0	0	0	0	4	0

WP: Gutierrez (1-0) LP: Cecil (1-1)

Time: 2:00 Attendance: 850

GAME 5: No. 9 Oklahoma State 9, No. 10 UCLA 1

Feb. 11 at Easton Stadium

	1	2	3	4	5	R	H	E
Oklahoma St.	1	2	0	0	6	9	13	0
UCLA	0	1	0	0	0	1	3	2

WP: Kilfoyl (3-0) LP: Tinsley (0-2)

Time: 1:56 Attendance: 721

MAYA BRADY (7)

REDSHIRT SENIOR – SS – 5-10 – L/R – Thousand Oaks, California (Oaks Christian HS)

CAREER HIGHLIGHTS

- Pac-12 Player of the Year (2023)
- USA Softball Collegiate Player of the Year Top 3 Finalist (2023)
- 2-time NFCA First Team All-American (2023, 2021)
- Pac-12 Batting Champion (2023 - .456 batting average)
- 3-time All-Pac-12 honoree (First Team - 2023, 2021; Third Team - 2022)
- Women's College World Series All-Tournament Team (2022)
- Pac-12 All-Freshman Team (2021)
- 3-time NFCA West All-Region honoree (First Team - 2023, 2021; Second Team - 2022)
- AAU Sullivan Award Semifinalist (2023)
- NFCA National Player of the Week (Feb. 14, 2023)
- 4-time Pac-12 Player of the Week (last April 17, 2023)

KEY NOTES ON MAYA BRADY

- The 2023 Pac-12 Player of the Year and a consensus First Team All-American.
- Named a USA Softball Collegiate Player of the Year Top 3 Finalist.
- Enters 2024 as UCLA's starting shortstop. Moved from center field to shortstop midway through last season.
- Enters 2024 in the top 15 on several UCLA's career record lists: slugging percentage (3rd - .741), home runs (8th - 54 HR), RBI (13th - 178) and runs scored (14th - 170).
- In 2023, led UCLA in batting average (.448), slugging percentage (.866), home runs (18) and RBI (59).
- Mother, Maureen Brady, was an All-American pitcher at Fresno State.
- In 2023, was one of just five players in the NCAA to rank top 20 in batting average (8th, .448 avg.), home runs (t-14th, 18 HR) and runs batted in (t-17th, 59 RBI). Also on that list were Valerie Cagle (Clemson), Tiare Jennings (Oklahoma), Autumn Owen (Marshall) and Skylar Wallace (Florida).
- Brady's elite 2023 campaign ranks as one of the best in program history. In UCLA's single-season record book, Brady's .866 slugging percentage ranks seventh and her .448 batting average and 18 home runs rank 11th. The Thousand Oaks, Calif. native's .866 slugging mark was the best by a Bruin in 13 seasons since Megan Langenfeld's 1.085 mark in 2010.
- Homered in four straight games from April 8-16. She is the fifth Bruin ever to accomplish that feat and first since Stephany LaRosa who tied the school record with a homer in five straight games (2015). Also homering in four-plus straight games were B.B. Bates (2013), Samantha Camuso (2010) and Stacey Nuveman (1997).
- Recorded four multi-homer games in 2023 which is tied for second all-time by a Bruin in a single season. The last UCLA player to record four multi-homer games in a single season was B.B. Bates in 2013. Also tied at that mark are Megan Langenfeld and Andrea Harrison who each record four multi-homer games in the Bruins' 2010 NCAA Championship season. Current San Diego State head coach Stacey Nuveman Deniz holds the single-season record for multi-homer games with seven in 1999. Brady joins a pantheon of five other Bruin sluggers to record at least six multi-homer games in a career. Nuveman Deniz also holds that record with 12.
- At last year's Stacy Winsberg Memorial Tournament, Brady broke a 24-year-old program record with 11 consecutive hits. UCLA Athletic Hall of Famers Lisa Fernandez (March 1993) and Stacey Nuveman (Feb. 1999). In total, Brady opened the first week of 2023 going 13-for-16 with 13 RBI and four home runs to earn her NFCA Player of the Week honors for the first time in her career.
- Homered a total of five times over four games against rival Arizona last season. All games were played in Tucson.
- Earned her bachelor's degree in sociology last year. Now pursuing her master's in John Wooden's Transformative Coach and Leadership (education major).



CAREER HIGHS

At-Bats	5 (2x, last at Utah, 4/30/23)
Runs Scored	4 (2x, last vs. San Diego, 2/12/23)
Hits	4 (2x, last vs. San Diego, 2/12/23)
RBI	6 vs. Arizona State (3/21/21)
Doubles	2 (2x, last vs. Cal Poly, 3/4/23)
Triples	1 (4x, last vs. Arizona State, 4/22/23)
Home Runs	2 (5x, last vs. Washington, 3/19/23)
Total Bases	10 vs. San Diego (2/12/23)
Walks	3 (4x, last Utah, 5/13/23)
Sac Hits	2 vs. Wisconsin (2/22/20)
Sac Flies	1 (7x, last vs. San Diego St., 5/5/23)
Stolen Bases	2 (2x, last vs. Duke, 5/28/22)
Hit By Pitches	1 (11x, last vs. Oregon State, 4/8/23)

MAYA BRADY 2-HOMER GAMES (6)

Date	Opponent
May 11, 2023	Arizona
March 19, 2023	No. 9 Washington
March 3, 2023	Fresno State
Feb. 12, 2023	San Diego
June 6, 2022	No. 1 Oklahoma
May 13, 2021	No. 8 Arizona

MAYA BRADY GRAND SLAMS (3)

Date	Opponent
Feb. 27, 2022	No. 16 Missouri
March 21, 2021	No. 6 Arizona State
Feb. 16, 2020	USF

MAYA BRADY'S CAREER STATISTICS

Season	AVG	GP-GS	AB	R	H	2B	3B	HR	RBI	TB	SLG	BB	HBP	SO	GDP	OBP	SF	SH	SB-ATT	PO	A	E	FLD
2020	.356	26-26	73	22	26	4	0	7	28	51	.699	11	2	9	0	.443	2	2	4-4	27	3	1	.968
2021	.333	49-49	135	32	45	7	0	14	38	94	.696	19	6	33	0	.435	1	0	6-7	37	0	1	.974
2022	.339	61-61	177	53	60	12	1	15	53	119	.672	21	1	38	1	.410	1	1	11-12	45	2	3	.940
2023	.448	58-56	172	63	77	12	3	18	59	149	.866	25	2	19	0	.515	3	0	7-8	84	49	10	.930
2024	.385	5-5	13	2	5	1	0	0	3	6	.462	2	2	1	0	.529	0	0	0-1	7	9	3	.842
CAREER	.374	199-197	570	172	213	36	4	54	181	419	.735	78	13	100	1	.455	7	3	28-29	200	63	18	.936

MEGAN GRANT (43)

SOPHOMORE – UTIL – 5-9 – L/R – San Bruno, California (Aragon HS)

CAREER HIGHLIGHTS

- NFCA Second Team All-American (2023)
- NFCA Freshman of the Year Top 10 List (2023)
- All-Pac-12 First Team (2023)
- NFCA West All-Region First Team (2023)
- Pac-12 All-Freshman Team (2023)
- 2-time Pac-12 Freshman of the Week (last April 17, 2023)

KEY NOTES ON MEGAN GRANT

- Nickname is "Chef." Inspired by Golden State Warriors guard Stephen Curry.
- One of the top freshmen in the nation last year, being named to the NFCA Freshman of the Year Top 10 List.
- Represented Team USA over the summer at the 2023 Japan All-Star Series where she went 4-for-6 in the Golden Eagles' game one victory over Team Japan.
- Made 58 starts at six different positions in 2023: 31 at 3B, 16 in RF, five at 1B, three at SS, two at DP and one in LF.
- Ranked second among all freshmen in the NCAA with 58 RBI in 2023, trailing Indiana's Taryn Kern.
- Led UCLA with 14 doubles and ranked second with 15 homers, 58 runs batted in, 31 extra-base hits and a .695 slugging percentage.
- Led all Pac-12 freshmen in RBI (58), home runs (15), slugging percentage (.695) and doubles (14).
- Bat lead-off in UCLA's final 25 games of the 2023 season, recording three lead-off home runs.
- In conference play, tied with Maya Brady for the Pac-12 lead in home runs (9).
- Hit for a .403 batting average in conference play in 2023.
- Recorded her first two-homer game and first grand slam in the same game at rival No. 24 Arizona on April 16, 2023.
- Combined for 104 RBI with Jordan Woolery in 2023 which was the most by a freshman duo in program history.
- Owner of UCLA's longest hitting streak (14 games) and reached base streak (24 games) of 2023.
- Majoring in sociology.



CAREER HIGHS

At-Bats	4 (18x, last vs. Grand Canyon, 5/19/23)
Runs Scored	2 (8x, last at Arizona, 5/11/23)
Hits	4 (2x, last vs. Arizona State, 4/21/23)
RBI	5 (2x, last at Arizona, 4/16/23)
Doubles	1 (14x, last vs. Utah, 5/13/23)
Triples	1 (2x, last vs. Stanford, 4/2/23)
Home Runs	2 at Arizona (4/16/23)
Total Bases	8 (3x, last vs. Arizona State, 4/21/23)
Walks	2 vs. CSU Bakersfield (2/11/23)
Sac Hits	1 (5x, last vs. Howard, 3/7/23)
Sac Flies	1 vs. Arizona State (4/21/23)
Stolen Bases	1 (4x, last vs. Oregon State, 4/7/23)

MEGAN GRANT 2-HOMER GAMES (1)

Date	Opponent
April 16, 2023	No. 24 Arizona

MEGAN GRANT GRAND SLAMS (1)

Date	Opponent
April 16, 2023	No. 24 Arizona

MEGAN GRANT'S CAREER STATISTICS

Season	AVG	GP-GS	AB	R	H	2B	3B	HR	RBI	TB	SLG	BB	HBP	SO	GDP	OBP	SF	SH	SB-ATT	PO	A	E	FLD
2023	.333	58-58	174	38	58	14	2	15	58	121	.695	23	5	38	2	.415	5	0	1-2	84	29	4	.966
2024	.077	5-5	13	0	1	0	0	0	0	1	.077	1	0	6	0	.143	0	0	0-0	11	0	1	.917
CAREER	.316	63-63	187	38	59	14	2	15	58	123	.652	24	5	44	2	.398	5	0	1-2	95	29	5	.961

JANELLE MEOÑO (3)

REDSHIRT SENIOR – OF – 5-4 – L/R – Hacienda Heights, California (Glen A. Wilson HS/Arizona)

CAREER HIGHLIGHTS

- NFCA Third Team All-American (2021)
- Pac-12 Freshman of the Year (2021)
- All-Pac-12 First Team (2021)
- NFCA Freshman of the Year Top 15 Finalist (2021)
- Pac-12 Batting Champion (2021 - .442 batting average)
- NFCA West All-Region First Team (2021)
- Pac-12 All-Freshman Team (2021)
- CoSIDA Academic First Team All-American (2021)

KEY NOTES ON JANELLE MEOÑO

- Nickname is "Nelly."
- Enters the year as UCLA's everyday starting center fielder.
- Begins her second year as a Bruin after transferring from Arizona in Summer 2022.
- Made 42 starts last season, including 37 in center field.
- Logged her only two extra-base hits of last season in the same game with a double and triple versus San Diego State on May 5, 2023.
- Earned the starting spot in center field last season at Oregon on March 26.
- Ended last season on a high note, recording five multi-hit performances in UCLA's final 17 games of the season.
- Was the only Bruin to hit safely in UCLA's three Pac-12 Tournament games and two NCAA Regional games last year.
- Majoring in sociology. Pursuing a career in sports media.



CAREER HIGHS (2020-22 at ARIZONA)

At-Bats	5 (3x, last at Arkansas, 5/19/21)
Runs Scored	3 (2x, last vs. Southern Utah, 2/11/22)
Hits	4 vs. New Mexico State (4/9/21)
RBI	2 (2x, last vs. California, 5/2/21)
Doubles	2 vs. Ole Miss (5/23/21)
Triples	1 (2x, last vs. San Diego State, 5/5/23)
Home Runs	1 vs. Grand Canyon (4/13/21)
Total Bases	5 (2x, last vs. San Diego State, 5/5/23)
Walks	3 vs. Southern Utah (2/11/22)
Sac Hits	2 vs. Louisiana (2/19/23)
Stolen Bases	2 (2x, last vs. New Mexico State, 4/9/21)

JANELLE MEOÑO'S CAREER STATISTICS (2020-22 at ARIZONA)

Season	AVG	GP-GS	AB	R	H	2B	3B	HR	RBI	TB	SLG	BB	HBP	SO	GDP	OBP	SF	SH	SB-ATT	PO	A	E	FLD
2020	.205	19-16	44	5	9	0	0	0	1	9	.205	3	0	6	0	.255	0	1	4-4	17	2	1	.950
2021	.439	54-51	164	45	72	9	1	1	9	85	.518	14	0	16	4	.483	0	2	12-13	79	3	3	.965
2022	.291	36-35	117	23	34	1	0	0	6	35	.299	13	0	15	0	.362	0	2	4-5	61	3	3	.955
2023	.330	57-42	103	28	34	1	1	0	4	37	.359	9	0	8	0	.384	0	5	7-7	52	2	0	1.000
2024	.500	1-1	2	1	1	0	0	0	0	1	.500	1	0	0	0	.667	0	0	0-0	2	0	0	1.000
CAREER	.349	167-145	430	102	150	11	2	1	20	168	.391	40	0	45	4	.404	0	10	27-29	211	10	7	.969

SHARLIZE PALACIOS (13)

REDSHIRT SENIOR – C – 5-6 – R/R – Chula Vista, California (Eastlake HS/Arizona)

CAREER HIGHLIGHTS

- 3-time All-Pac-12 honoree (First Team - 2022, 2021; Second Team - 2023)
- 3-time NFCA West All-Region honoree (First Team - 2023; Second Team - 2022, 2021)
- 2-time Pac-12 All-Defensive Team honoree (2023, 2022)
- Pac-12 All-Freshman Team (2021)
- NFCA Freshman of the Year Top 30 Finalist (2021)
- CoSIDA Academic First Team All-District (2021)

KEY NOTES ON SHARLIZE PALACIOS

- Was named to the USA Softball Player of the Year Top 50 Watch List for the second time in her career in 2024.
- Was named to the 2024 Preseason All-Pac-12 Team.
- UCLA's leader behind the plate.
- Nickname is "Shar."
- Enters her second season as a Bruin after transferring from Arizona in Summer 2022.
- Missed UCLA's postseason games last year with a broken left hand that was sustained on a catcher's interference versus Arizona State on April 22.
- Threw out 10 baserunners attempting to steal last season.
- Led UCLA with a .990 fielding percentage in 2023.
- Named to the Pac-12 All-Defensive Team for the second time in her career in 2023.
- Played for Team USA during Summer 2022 at the Japan All-Star Series and Canada Cup.
- In her freshman season at Arizona, played primarily as the designated player and understudied two-time First Team All-American catcher Dejah Mulipola.
- Her signature moment from 2023: In her return to Arizona last year, had a go-ahead three-run home run in the seventh inning of game two to lead UCLA to victory. Followed that with another three-run home run in her next at-bat in the first inning of game three against the Wildcats.
- Leads all active UCLA players with four career grand slams (all coming while attending Arizona).
- Majoring in sociology.



CAREER HIGHS (2020-22 at ARIZONA)

At-Bats	5 (2x, last vs. Washington, 4/3/22)
Runs Scored	3 vs. Southern Utah (2/10/22)
Hits	3 (10x, last at California, 3/12/23)
RBI	7 vs. UC Santa Barbara (2/18/22)
Doubles	2 vs. Fresno State (4/30/22)
Triples	1 (2x, last vs. Cal State Fullerton, 3/5/23)
Home Runs	2 (3x, last vs. UC Santa Barbara, 2/18/22)
Total Bases	9 vs. Utah (4/23/22)
Walks	3 vs. Long Beach State (2/20/22)
Sac Hits	1 at Oregon (5/8/21)
Sac Flies	1 (8x last vs. Arizona State, 4/22/23)
Stolen Bases	1 vs. Alabama (2/28/20)
Hit By Pitches	1 (6x, last vs. Arizona State, 4/21/23)

SHARLIZE PALACIOS 2-HOMER GAMES (3)

Date	Opponent
Feb. 18, 2022	UC Santa Barbara
April 23, 2021	Utah
April 9, 2021	New Mexico State

SHARLIZE PALACIOS GRAND SLAMS (4)

Date	Opponent
Feb. 18, 2022	UC Santa Barbara
May 22, 2021	Ole Miss
April 23, 2021	Utah
Feb. 21, 2021	Southern Utah

SHARLIZE PALACIOS' CAREER STATISTICS (2020-22 at ARIZONA)

Season	AVG	GP-GS	AB	R	H	2B	3B	HR	RBI	TB	SLG	BB	HBP	SO	GDP	OBP	SF	SH	SB-ATT	PO	A	E	FLD
2020	.324	13-13	34	2	11	0	0	1	7	14	.441	5	0	8	1	.381	3	0	1-1	100	2	1	.990
2021	.348	55-55	158	33	55	4	0	18	57	113	.854	22	1	36	0	.431	0	1	0-0	83	1	0	1.000
2022	.326	61-61	172	46	56	4	1	20	64	122	.855	36	2	33	4	.441	3	0	0-0	239	28	3	.989
2023	.311	45-45	122	21	38	3	1	10	33	73	.598	17	3	26	1	.403	2	0	0-0	273	10	3	.990
2024	.200	5-5	10	2	2	0	1	0	2	4	.400	2	0	2	0	.333	0	0	0-0	12	2	0	1.000
CAREER	.327	179-179	496	104	162	11	3	49	163	326	.657	82	6	105	6	.422	8	1	1-1	707	43	7	.933

SAVANNAH POLA (5)

JUNIOR – UTIL – 5-4 – L/R – Santa Ana, California (Godinez Fundamental HS)

CAREER HIGHLIGHTS

- 2-time All-Pac-12 Third Team honoree (2023, 2022)
- Pac-12 All-Freshman Team (2022)
- NFCA Freshman of the Year Top 25 Finalist (2022)
- 2-time NFCA West All-Region honoree (Second Team - 2022, Third Team - 2023)
- 3-time Pac-12 Freshman of the Week (last April 25, 2022)

KEY NOTES ON SAVANNAH POLA

- One of the top and most underrated players to watch on the team, according to head coach Kelly Inouye-Perez.
- Named to the All-Pac-12 Third Time for the second year in a row in 2023.
- Nickname is "Savi."
- According to Inouye-Perez, Pola is taking on more of a leadership role in 2024.
- Looks to be UCLA's starting right fielder. Will play backup to Seneca Curo at second base.
- Signature moment from 2023: overcoming a fielding error versus Louisiana at the TaxAct Clearwater Invitational. In that game, she re-entered to pinch hit with two outs in the seventh inning and logged a game-tying RBI single to left field. She later came around to score the game-winning run.
- Recorded three consecutive two-hit games versus No. 15 Alabama, No. 8 Virginia Tech and No. 6 Florida State at the TaxAct Clearwater Invitational in 2023.
- Was the only Bruin to start all 59 games in 2023.
- Sociology major. Pursuing a career in sports management.



CAREER HIGHS

At-Bats	5 (2x, last at Utah, 4/30/23)
Runs Scored	3 (2x, last vs. Cal Poly, 3/4/23)
Hits	3 (6x, last vs. Oregon State, 4/6/23)
RBI	6 vs. Texas A&M (3/5/22)
Doubles	2 (4x, last vs. San Diego, 2/12/23)
Triples	1 (3x, last at UC San Diego, 4/4/23)
Home Runs	1 (6x, last at Utah, 4/29/23)
Total Bases	8 vs. Texas A&M (3/5/22)
Walks	2 (8x, last at Arizona, 5/11/23)
Sac Hits	1 (5x, last at Arizona, 4/15/23)
Sac Flies	1 (3x, last vs. Arizona State, 4/21/23)
Stolen Bases	1 (5x, last vs. Oregon State, 4/7/23)
Hit By Pitches	1 (2x, last vs. Cal State Fullerton, 2/9/23)

SAVANNAH POLA'S CAREER STATISTICS

Season	AVG	GP-GS	AB	R	H	2B	3B	HR	RBI	TB	SLG	BB	HBP	SO	GDP	OBP	SF	SH	SB-ATT	PO	A	E	FLD
2022	.342	58-57	158	31	54	15	1	5	43	86	.544	25	1	24	0	.430	2	3	1-1	21	18	2	.951
2023	.328	59-59	180	39	59	10	2	1	26	76	.422	25	1	13	0	.411	1	2	4-4	54	26	4	.952
2024	.200	5-5	15	0	3	0	0	0	3	3	.200	1	0	0	0	.250	0	0	0-0	8	3	0	1.000
CAREER	.329	122-121	353	70	116	25	3	6	72	165	.467	51	2	37	0	.413	3	5	5-5	83	47	6	.956

TAYLOR TINSLEY (23)


SOPHOMORE – P – 5-7 – R/R – Lawrenceville, Ga. (George Walton Academy)

CAREER HIGHLIGHTS

- Pac-12 All-Freshman Team (2023)
- Pac-12 Freshman of the Week (Feb. 13, 2023)

KEY NOTES ON TAYLOR TINSLEY

- UCLA's lone returning pitcher in 2024, logging 57.1 innings pitched last season.
- Looks to be UCLA's ace entering the 2024 season.
- Posted a 6-1 record with a 1.47 earned run average in her freshman season.
- Pitched three complete-game shutouts in 2023.
- Became the first Bruin since Amanda Freed in 1999 to pitch a no-hitter in their first career pitching appearance, tossing a no-no versus CSU Bakersfield in her collegiate debut on Feb. 11, 2023.
- Her top performance of last season was a complete-game shutout with eight strikeouts against Texas A&M at the Mary Nutter Collegiate Classic on Feb. 25, 2023.
- Pre-med major (psychobiology). Pursuing a career in physical therapy.
- UCLA's first player out of the state of Georgia.



CAREER HIGHS

Innings Pitched	7.0 (2x, last vs. Texas, 2/9/24)
Strikeouts	8 (2x, last vs. Texas, 2/9/24)
Hits Allowed	10 vs. Oklahoma State (2/11/24)
Runs Allowed	7 vs. Oklahoma State (2/11/24)
Earned Runs	5 (2x, last vs. Oklahoma State, 2/11/24)
Walks Allowed	4 vs. Texas A&M (2/25/23)
Home Runs Allowed	3 vs. Oklahoma State (2/11/24)

TAYLOR TINSLEY NO-HITTERS (1)

Date	Opponent (IP/SO)
Feb. 11, 2023	CSU Bakersfield (5.0 IP/4 SO)

TAYLOR TINSLEY'S CAREER STATISTICS

Season	ERA	W-L	APP	GS	CG	SHO	SV	IP	H	R	ER	BB	SO	2B	3B	HR	BF	B/AVG	WP	HBP	BK	SFA	SHA
2023	1.47	6-1	20	13	3	3	0	57.1	53	19	12	9	48	11	3	3	245	.230	2	4	0	0	1
2024	3.23	0-2	4	2	1	0	2	13.0	19	10	6	3	15	2	0	4	63	.328	1	1	0	0	1
CAREER	1.79	6-3	24	15	4	3	2	70.1	72	29	18	12	63	13	3	7	308	.250	3	5	0	0	2

JORDAN WOOLERY (15)

SOPHOMORE – INF – 5-9 – R/R – Walnut Creek, California (Clayton Valley Charter HS)

CAREER HIGHLIGHTS

- Pac-12 Freshman of the Year (2023)
- NFCA Third Team All-American (2023)
- NFCA Freshman of the Year Top 10 List (2023)
- All-Pac-12 First Team (2023)
- NFCA West All-Region First Team (2023)
- Pac-12 All-Freshman Team (2023)

KEY NOTES ON JORDAN WOOLERY

- The Pac-12 Freshman of the Year, All-Pac-12 First Team and a NFCA Third Team All-American in 2023.
- Named to the NFCA Freshman of the Year Top 10 List with teammate Megan Grant.
- First career home run was a grand slam off Alabama's Montana Fouts at the TaxAct Clearwater Invitational on Feb. 17, 2023.
- Started primarily at first base last season, but moved over to third base during the Pac-12 Tournament. Looks to be UCLA's starting third baseman heading into the season.
- Started in 57 games last season, including 52 at first base, two at third base and one as the designated player.
- Led all Pac-12 freshmen and ranked second on the team with a .390 batting average in 2023.
- Her .390 batting average ranked fourth all-time by a UCLA freshman (trails Stacey Nuveman, Natasha Watley, Aaliyah Jordan and Kelli Godin).
- Combined for 104 RBI with Megan Grant which is the most by a freshman duo in program history.
- Turned it up in conference play last season. Tied for second in the Pac-12 with a .427 batting average and tied for fourth with seven home runs.
- Played at the 2023 Japan All-Star Series with teammate Megan Grant over the Summer.
- Public affairs major.



CAREER HIGHS

At-Bats	4 (10x, last vs. Arizona State, 4/23/23)
Runs Scored	2 (6x, last at Utah, 4/29/23)
Hits	3 (5x, last at Utah, 4/29/23)
RBI	5 vs. Oregon State (4/6/23)
Doubles	2 vs. Nebraska (2/16/23)
Home Runs	2 vs. Oregon State (4/6/23)
Total Bases	8 vs. Oregon State (4/6/23)
Walks	2 (5x, last at Utah, 4/30/23)
Sac Flies	1 (2x, last at BYU, 5/1/23)
Hit By Pitches	1 (3x, last at Utah, 4/29/23)

JORDAN WOOLERY 2-HOMER GAMES (1)

Date	Opponent
April 6, 2023	Oregon State

JORDAN WOOLERY GRAND SLAMS (1)

Date	Opponent
Feb. 17, 2023	No. 15 Alabama

JORDAN WOOLERY'S CAREER STATISTICS

Season	AVG	GP-GS	AB	R	H	2B	3B	HR	RBI	TB	SLG	BB	HBP	SO	GDP	OBP	SF	SH	SB-ATT	PO	A	E	FLD
2023	.390	57-57	164	26	64	12	0	10	46	106	.646	18	3	21	6	.455	2	0	0-0	216	16	5	.979
2024	.182	5-5	11	0	2	1	0	0	1	3	.273	2	0	2	0	.308	0	0	0-0	16	2	0	1.000
CAREER	.377	62-62	175	26	66	13	0	10	47	109	.623	20	3	23	6	.445	2	0	0-0	232	18	5	.980

SEASON & CAREER HIGHS

#40 Jadelyn Allchin (Gr.)

Season Highs	Category	Career Highs (2020-23 at Washington)
3, Two Times (last vs. Texas, 2/9/24)	At-Bats	5 at Arizona State (3/27/21)
1, Two Times (last vs. San Diego, 2/10/24)	Runs Scored	3 vs. Utah Valley (2/21/21)
1, Four Times (last vs. Oklahoma State, 2/11/24)	Hits	4 vs. Utah Valley (2/21/21)
2 vs. San Diego (2/10/24)	Runs Batted In	6 vs. Utah Valley (2/21/21)
--	Doubles	2 vs. Utah Valley (4/30/23)
--	Triples	1, Four Times (last at Seattle, 4/26/23)
1 vs. San Diego (2/10/24)	Home Runs	2 vs. Utah Valley (2/21/21)
4 vs. San Diego (2/10/24)	Total Bases	11 vs. Utah Valley (2/21/21)
1 vs. San Diego (2/10/24)	Walks	2, Three Times (last at Houston, 2/17/23)
--	Sacrifice Hits	1, Three Times (last vs. Seattle, 3/21/21)
--	Sacrifice Flies	1 vs. California (4/1/21)
1 vs. San Diego (2/10/24)	Stolen Bases	1, Seven Times (last vs. Utah Valley, 4/30/23)
--	Hit By Pitches	1, Five Times (last vs. Louisiana, 5/26/23)

#7 Maya Brady (R-Sr.)

Season Highs	Category	Career Highs
4 vs. San Diego (2/10/24)	At-Bats	5, Two Times (last at Utah, 4/30/23)
1, Two Times (last vs. Texas, 2/10/24)	Runs Scored	4, Two Times (last vs. San Diego, 2/12/23)
2, Two Times (last vs. Texas, 2/10/24)	Hits	4, Two Times (last vs. San Diego, 2/12/23)
2 vs. Maryland (2/9/24)	Runs Batted In	6 vs. Arizona State (3/21/21)
1 vs. Maryland (2/9/24)	Doubles	2, Two Times (last vs. Cal Poly, 3/4/23)
--	Triples	1, Four Times (last vs. Arizona State, 4/22/23)
--	Home Runs	2, Six Times (last at Arizona, 5/11/23)
3 vs. Maryland (2/9/24)	Total Bases	10 vs. San Diego (2/12/23)
1, Two Times (last vs. Oklahoma State, 2/11/24)	Walks	3, Four Times (last vs. Utah, 5/13/23)
--	Sacrifice Hits	2 vs. Wisconsin (2/22/20)
--	Sacrifice Flies	1, Seven Times (last vs. San Diego State, 5/5/23)
--	Stolen Bases	2, Two Times (last vs. Duke, 5/28/22)
2 vs. Texas (2/9/24)	Hit by Pitches	2 vs. Texas (2/9/24)

#26 Jayla Castro (Jr.)

Season Highs	Category	Career Highs
--	At-Bats	3 vs. Arizona (3/21/22)
--	Runs Scored	1, Three Times (last vs. Arizona, 3/21/22)
--	Hits	1, Six Times (last at California, 3/12/23)
--	Runs Batted In	3 vs. CSU Bakersfield (3/11/22)
--	Home Runs	1, Two Times (last vs. Arizona, 3/21/22)
--	Total Bases	4, Two Times (last vs. Arizona, 3/21/22)
--	Walks	3 vs. CSU Bakersfield (3/11/22)
--	Sacrifice Flies	1, Three Times (last vs. San Diego, 3/19/22)

#51 Jada Cecil (Jr.)

Season Highs	Category	Career Highs (2022-23 at UC San Diego)
4.2 vs. Maryland (2/9/24)	Innings Pitched	8.0, Two Times (last at UC Davis, 4/23/23)
3 vs. Maryland (2/9/24)	Strikeouts	16 vs. Hawai'i (4/1/22)
11 vs. Texas (2/10/24)	Hits Allowed	11 vs. Texas (2/10/24)
12 vs. Texas (2/10/24)	Runs Allowed	12 vs. Texas (2/10/24)
12 vs. Texas (2/10/24)	Earned Runs Allowed	12 vs. Texas (2/10/24)
6 vs. Texas (2/10/24)	Walks Allowed	6 vs. Texas (2/10/24)

#11 Seneca Curo (R-Sr.)

Season Highs	Category	Career Highs
3 vs. Texas (2/9/24)	At-Bats	4, Two Times (last at Stanford, 4/8/22)
1 vs. San Diego (2/10/24)	Runs Scored	2, Three Times (last vs. CSU Bakersfield, 2/10/23)
--	Hits	3 vs. Florida (2/22/20)
1 vs. San Diego (2/10/24)	Runs Batted In	5 vs. Pittsburgh (2/9/20)
--	Doubles	1, Seven Times (last vs. Florida State, 2/18/23)
--	Home Runs	1, Four Times (last vs. Nebraska, 2/16/23)
--	Total Bases	4, Four Times (last vs. Nebraska, 2/16/23)
--	Walks	1, 15 Times (last vs. Loyola Marymount, 2/11/23)
--	Sacrifice Hits	1, Five Times (last vs. Florida State, 2/18/23)
--	Sacrifice Flies	1, Six Times (last vs. Loyola Marymount, 2/11/23)
--	Stolen Bases	1, Four Times (last vs. Northwestern, 6/3/22)
--	Hit By Pitches	2 vs. CSUN (2/10/22)

#43 Megan Grant (So.)

Season Highs	Category	Career Highs
3, Three Times (last vs. Oklahoma State, 2/11/24)	At-Bats	4, 18 Times (last vs. Grand Canyon, 5/19/23)
--	Runs Scored	2, Eight Times (last at Arizona, 5/11/23)
1 vs. Maryland (2/9/24)	Hits	4, Two Times (last vs. Arizona State, 4/21/23)
--	Runs Batted In	5, Two Times (last at Arizona, 4/16/23)
--	Doubles	1, 14 Times (last vs. Utah, 5/13/23)
--	Triples	1, Two Times (last vs. Stanford, 4/2/23)
--	Home Runs	2 at Arizona (4/16/23)
1 vs. Maryland (2/9/24)	Total Bases	8, Three Times (last vs. Arizona State, 4/21/23)
1 vs. Texas (2/9/24)	Walks	2 vs. CSU Bakersfield (2/11/23)
--	Sacrifice Flies	1, Five Times (last vs. Howard, 3/7/23)
--	Stolen Bases	1 vs. Arizona State (4/21/23)
--	Hit By Pitches	1, Four Times (last vs. Oregon State, 4/7/23)

#30 Lauren Hatch (Jr.)

Season Highs	Category	Career Highs
1, Two Times (last vs. San Diego, 2/10/24)	Runs Scored	1, 40 Times (last vs. San Diego, 2/10/24)
1 vs. Maryland (2/9/24)	Stolen Bases	2 vs. Oregon State (4/6/23)

#24 Thessa Malau'ulu

Season Highs	Category	Career Highs
2, Four Times (last vs. Oklahoma State, 2/11/24)	At-Bats	4, Four Times (last vs. LMU, 5/21/22)
1 vs. San Diego (2/10/24)	Runs Scored	3 vs. San Jose State (3/7/21)
2 vs. San Diego (2/10/24)	Hits	3 vs. Texas A&M (3/5/22)
--	Runs Batted In	2, Three Times (last vs. CSU Bakersfield, 3/12/22)
1 vs. San Diego (2/10/24)	Doubles	2 vs. San Jose State (3/7/21)
3 vs. San Diego (2/10/24)	Total Bases	4, Two Times (last vs. Texas A&M, 3/5/22)
--	Walks	2 vs. LMU (2/21/21)
--	Sacrifice Hits	2 at Fresno State (5/22/21)
--	Stolen Bases	1, Three Times (last vs. Cal Poly, 3/3/22)

#3 Janelle Meoño (R-Sr.)

Season Highs	Category	Career Highs (2020-22 at Arizona)
2 vs. Maryland (2/9/24)	At-Bats	5, Three Times (last at Arkansas, 5/29/21)
1 vs. Maryland (2/9/24)	Runs Scored	3, Two Times (last vs. Southern Utah, 2/11/22)
1 vs. Maryland (2/9/24)	Hits	4 vs. New Mexico State (4/9/21)
--	Runs Batted In	2, Two Times (last vs. California, 5/2/21)
--	Doubles	2 vs. Ole Miss (5/23/21)
--	Triples	1, Two Times (last vs. San Diego State, 5/5/23)
--	Home Runs	1 vs. Grand Canyon (4/13/21)
1 vs. Maryland (2/9/24)	Total Bases	5, Two Times (last vs. San Diego State, 5/5/23)
1 vs. Maryland (2/9/24)	Walks	3 vs. Southern Utah (2/11/22)
--	Sacrifice Hits	2 vs. Louisiana (2/19/23)
--	Stolen Bases	2, Two Times (last vs. New Mexico State, 4/9/21)

#13 Sharlize Palacios (R-Sr.)

Season Highs	Category	Career Highs (2020-22 at Arizona)
3 vs. Maryland (2/9/24)	At-Bats	5, Two Times (last vs. Washington, 4/3/22)
1, Two Times (last vs. Oklahoma State, 2/11/24)	Runs Scored	3 vs. Southern Utah (2/10/22)
1, Two Times (last vs. Oklahoma State, 2/11/24)	Hits	3, 10 Times (last at California, 3/12/23)
1, Two Times (last vs. San Diego, 2/10/24)	Runs Batted In	7 vs. UC Santa Barbara (2/18/22)
--	Doubles	2 vs. Fresno State (4/30/22)
1 vs. San Diego (2/10/24)	Triples	1, Three Times (last vs. San Diego, 2/10/24)
--	Home Runs	2, Three Times (last vs. UC Santa Barbara, 2/18/22)
3 vs. San Diego (2/10/24)	Total Bases	9 vs. Utah (4/23/22)
1, Two Times (last vs. San Diego, 2/10/24)	Walks	3 vs. Long Beach State (2/20/22)
--	Sacrifice Hits	1 at Oregon (5/8/21)
--	Sacrifice Flies	1, Eight Times (last vs. Arizona State, 4/22/23)
--	Stolen Bases	1 vs. Alabama (2/28/20)
--	Hit By Pitches	1, Six Times (last vs. Arizona State, 4/21/23)

#5 Savannah Pola (Jr.)

Season Highs	Category	Career Highs
4, Two Times (last vs. San Diego, 2/10/24)	At-Bats	5, Two Times (last at Utah, 4/30/23)
--	Runs Scored	3, Two Times (last vs. Cal Poly, 3/4/23)
1, Three Times (last vs. Oklahoma State, 2/11/24)	Hits	3, Six Times (last vs. Oregon State, 4/6/23)
2 vs. Maryland (2/9/24)	Runs Batted In	6 vs. Texas A&M (3/5/22)
--	Doubles	2, Four Times (last vs. San Diego, 2/12/23)
--	Triples	1, Three Times (last at UC San Diego, 4/4/23)
--	Home Runs	1, Six Times (last at Utah, 4/29/23)
1, Three Times (last vs. Oklahoma State, 2/11/24)	Total Bases	8 vs. Texas A&M (3/5/22)
1 vs. Maryland (2/9/24)	Walks	2, Eight Times (last at Arizona, 5/11/23)
--	Sacrifice Hits	1, Five Times (last at Arizona, 4/15/23)
--	Sacrifice Flies	1, Three Times (last vs. Arizona State, 4/21/23)
--	Stolen Bases	1, Five Times (last vs. Oregon State, 4/7/23)
--	Hit By Pitches	1, Two Times (last vs. Cal State Fullerton, 2/9/23)

#28 Alexis Ramirez (So.)

Season Highs	Category	Career Highs
3, Two Times (last vs. San Diego, 2/10/24)	At-Bats	4 vs. Cal Poly (3/4/23)
2 vs. Maryland (2/9/24)	Runs Scored	2 vs. Maryland (2/9/24)
2 vs. Maryland (2/9/24)	Hits	2, Two Times (last vs. Maryland, 2/9/24)
1, Two Times (last vs. Texas, 2/9/24)	Runs Batted In	2 at Utah (4/30/23)
1 vs. Texas (2/9/24)	Doubles	1, Three Times (last vs. Texas, 2/9/24)
1 vs. Maryland (2/9/24)	Home Runs	1 vs. Maryland (2/9/24)
5 vs. Maryland (2/9/24)	Total Bases	5 vs. Maryland (2/9/24)
1 vs. Maryland (2/9/24)	Walks	1, Six Times (last vs. Maryland, 2/9/24)
--	Hit By Pitches	1, Two Times (last at BYU, 5/1/23)

SEASON & CAREER HIGHS

#22 Taylor Stephens (Jr.)

Season Highs	Category	Career Highs
2 vs. Oklahoma State (2/11/24)	At-Bats	3 vs. Weber State (3/4/22)
--	Runs Scored	1, Seven Times (last vs. CSU Bakersfield, 2/10/23)
--	Hits	2 vs. CSU Bakersfield (2/10/23)
1 vs. Oklahoma State (2/11/24)	Runs Batted In	2 vs. CSU Bakersfield (2/10/23)
--	Doubles	1 vs. CSU Bakersfield (2/10/23)
--	Home Runs	1 vs. CSU Bakersfield (2/10/23)
--	Total Bases	6 vs. CSU Bakersfield (2/10/23)
--	Walks	1, Two Times (last vs. Loyola Marymount, 2/11/23)
--	Stolen Bases	1 vs. Weber State (3/4/22)

#31 Ramsey Suarez (So.)

Season Highs	Category	Career Highs
2 vs. Texas (2/10/24)	At-Bats	3 vs. San Diego (2/12/23)
--	Runs Scored	1, Three Times (last at CSUN, 4/25/23)
--	Hits	2 vs. San Diego (2/12/23)
--	Runs Batted In	3 vs. San Diego (2/12/23)
--	Home Runs	1, Two Times (last at CSUN, 4/25/23)
--	Total Bases	5 vs. San Diego (2/12/23)
--	Walks	1, Eight Times (last at Utah, 4/20/23)
--	Sacrifice Flies	1 vs. Oregon State (4/7/23)
1 vs. Oklahoma State (2/11/24)	Hit by Pitches	1 vs. Oklahoma State (2/11/24)

#55 Kaitlyn Terry (Fr.)

Season Highs	Category	Career Highs
6.2 vs. San Diego (2/10/24)	Innings Pitched	Same
6 vs. San Diego (2/10/24)	Strikeouts	Same
8 vs. San Diego (2/10/24)	Hits Allowed	Same
6 vs. San Diego (2/10/24)	Runs Allowed	Same
4 vs. San Diego (2/10/24)	Earned Runs Allowed	Same
2, Two Times (last vs. San Diego, 2/10/24)	Walks Allowed	Same
1 vs. San Diego (2/10/24)	Home Runs Allowed	Same

#23 Taylor Tinsley (So.)

Season Highs	Category	Career Highs
7.0 vs. Texas (2/9/24)	Innings Pitched	7.0, Two Times (last vs. Texas, 2/9/24)
8 vs. Texas (2/9/24)	Strikeouts	8, Two Times (last vs. Texas, 2/9/24)
10 vs. Oklahoma State (2/11/24)	Hits Allowed	10 vs. Oklahoma State (2/11/24)
7 vs. Oklahoma State (2/11/24)	Runs Allowed	7 vs. Oklahoma State (2/11/24)
5 vs. Oklahoma State (2/11/24)	Earned Runs Allowed	5, Two Times (last vs. Oklahoma State, 2/11/24)
2 vs. Texas (2/9/24)	Walks Allowed	4 vs. Texas A&M (2/25/23)
3 vs. Oklahoma State (2/11/24)	Home Runs Allowed	3 vs. Oklahoma State (2/11/24)

#15 Jordan Woolery (So.)

Season Highs	Category	Career Highs
3 vs. Texas (2/9/24)	At-Bats	4, 10 Times (last vs. Arizona State, 4/23/23)
--	Runs Scored	2, Six Times (last at Utah, 4/29/23)
1, Two Times (last vs. San Diego, 2/10/24)	Hits	3, Five Times (last at Utah, 4/29/23)
1 vs. San Diego (2/10/24)	Runs Batted In	5 vs. Oregon State (4/6/23)
1 vs. San Diego (2/10/24)	Doubles	2 vs. Nebraska (2/16/23)
--	Home Runs	2 vs. Oregon State (4/6/23)
2 vs. San Diego (2/10/24)	Total Bases	8 vs. Oregon State (4/6/23)
1, Two Times (last vs. San Diego, 2/10/24)	Walks	2, Five Times (last at Utah, 4/30/23)
--	Sacrifice Flies	1, Two Times (last at BYU, 5/1/23)
--	Hit By Pitches	1, Three Times (last at Utah, 4/29/23)