

2 NATIONAL TITLES | 6 FINAL FOURS | 8 ELITE EIGHTS | 10 SWEET SIXTEENS | 33 NCAA TOURNAMENTS | 41 CONFERENCE TITLES

2023-24 SCHEDULE / RESULTS

DATE	OPPONENT (TV)	TIME (ET)/RES
Nov. 6	UC (ESPN+)	W, 69-58
Nov. 10	Detroit Mercy% (ESPN+)	W, 93-61
Nov. 12	Eastern Wash.% (ESPN+)	W, 85-73
Nov. 19	Northern Kentucky (ESPN+)	W, 90-66
Nov. 22	Georgia Tech (ESPN+)	W, 89-54
Nov. 28	at Howard (ESPN+)	W, 86-81 (OT)
Dec. 3	Florida Gulf Coast (ESPN+)	W, 99-62
Dec. 9	at Xavier (FS1)	L, 79-84
Dec. 12	Bryant (ESPN+)	W, 85-53
Dec. 16	vs. Dayton^ (ESPN+)	L, 68-82
Dec. 19	Merrimack (ESPN+)	W, 65-49
Dec. 22	Stetson (ESPN+)	W, 83-75
Dec. 29	Evansville (ESPN+)	W, 76-58
Jan. 6	at (12) BYU* (ESPN2)	W, 71-60
Jan. 9	(25) Texas* (ESPN+)	L, 73-74
Jan. 13	at (14) Baylor* (ESPN)	L, 59-62
Jan. 16	(19) TCU* (ESPN+)	W, 81-77 (OT)
Jan. 20	(15) Oklahoma* (ESPN+)	L, 65-69
Jan. 22	at (7) Kansas* (ESPN)	L, 69-74
Jan. 27	UCF* (ESPN+)	W, 68-57
Jan. 31	at West Virginia* (ESPN+)	L, 65-69
Feb. 3	at (15) Texas Tech* (ESPN+)	W, 75-72
Feb. 10	(5) Houston* (ESPN2)	L, 62-67
Feb. 13	(10) Iowa State* (ESPN2)	L, 59-68
Feb. 17	at UCF* (ESPN+)	4 PM
Feb. 21	Oklahoma State* (ESPN+)	7 PM
Feb. 24	at TCU* (ESPN+)	3 PM
Feb. 27	at Houston* (ESPN2)	7 PM
March 2	Kansas State* (ESPN+)	7 PM
March 5	at Oklahoma* (ESPN+)	8 PM
March 9	West Virginia* (ESPN+)	2 PM
March. 13-16	Big 12 Championships	TBA

All times ET and subject to change

*Big 12 game, % Cincinnati Basketball Tournament presented by Allegiant Air, ^ Heritage Bank Center, S Kansas City, Mo. (T-Mobile Center)

ON THE AIR

TV: ESPN+
 • Play-by-Play..... Drew Felios
 • Analyst..... BJ Taylor
Online: WatchESPN.com
Mobile App: WatchESPN

RADIO: BEARCATS SPORTS NETWORK

• Play-by-Play..... Dan Hoard
 • Analyst..... Terry Nelson
Local: 700 WLW

ATHLETICS COMMUNICATIONS

Primary Contact David Cohen
 Phone (C): 817-739-6585
 Email: David.Cohen@uc.edu
 Twitter @DavidECohen_
 Web: GoBEARCATS.com

2023-24 CINCINNATI MEN'S BASKETBALL

GAME AT A GLANCE

CINCINNATI

15-9 • 4-7 BIG 12



UCF

13-10 • 4-7 BIG 12

SATURDAY, FEB. 17, 2024 • 4 PM ET



CINCINNATI BEARCATS

Head Coach Wes Miller

Record at Cincinnati 56-37 (Third Year)

Overall Record 241-172 (13th Year)



UCF KNIGHTS

Head Coach Johnny Dawkins

Record at School 144-97 (Eighth Year)

Overall Record 300-212 (16th Year)

GAME INFORMATION

Facility Addition Financial Arena

Capacity 10,000

TV ESPN+

Radio 700 WLW / Sirius XM 382

Online The Varsity Network/Tuneln

Series Record Cincinnati leads 16-5

Home/Away/Neutral 8-1/6-4/2-0

Last Meeting Jan. 27, 2024 (W, 68-57 in Cincinnati)

THE RUNDOWN

- Cincinnati went through a home gauntlet against No. 5 Houston and No. 10 Iowa State, the latter being the nation's top turnover-inducing team at 26.3 percent. Both games were within single-digits and carried flips in the box score.
- UC was beaten 41-34 on the boards against Houston, including allowing 17 offensive boards, but committed only eight turnovers to stay in it till the final minute. The Bearcats won that margin 38-24 against the Cyclones, but were forced into 25 turnovers (the fourth Big 12 team to have 20 or more against ISU).
- Dan Skillings Jr. posted his second double-double of the year with 13 points and 11 rebounds on Wednesday. He is also averaging 15.3 ppg over his last six outings and leads UC in Big 12 (13.4 ppg) and overall (12.2) scoring. Skillings has also scored in double-figures in all five league road games (15.8 ppg) and has six blocks in the last three games.
- Jizzle James' 16 points against Iowa State marked the second-most by any freshman against the vaunted Cyclones defense this year. James' 7.5 ppg also makes him one of eight freshman Bearcats to average 6.0 or more since 2010. Six of those made the NBA.
- Jamille Reynolds is gradually improving in every facet of this game, as evidenced by his minutes increase over each of the last five games. He was also +9 over his 21 minutes against Iowa State, pulling down six rebounds and two blocks. Saturday is a return to his first school and coach (2020-22).
- Ody Oguama's last two games against UCF have been a key factor in the Bearcats' success. He had two DNPs prior to the Jan. 27 meeting and gave 4 points and 6 rebounds in just 11 minutes, while the road win last year saw him go 7-for-7 from the field in the last-second win. The 43.1 percent 3-point shooter will be a critical asset in the team's home stretch as he returns to game-speed after the hamstring injury.
- CJ Fredrick Jr.'s 16 minutes vs. ISU included a three-point play, his first in the scoring column since Dec. 22.
- Cincinnati is shooting 76.7 percent from the foul line the last four games, which includes a 10-for-10 at Texas Tech, something it has sought all year.
- The defense has allowed 26.5 percent from deep the last three games, including Houston's season-low 18.8. UC's 68.1 ppg allowed in league play ranks third, while UCF is fourth (68.3).


PROBABLE STARTERS




Day Day Thomas
10.4 ppg | 2.3 rpg
6-0 | 185 | Jr.
Bishopville, S.C.



John Newman III
9.7 ppg | 5.5 rpg
6-5 | 215 | Gr.
Greensboro, N.C.



Simas Lukosius
9.6 ppg | 3.1 rpg
6-8 | 225 | Jr.
Kaunas, Lithuania



Viktor Lakhin
10.7 ppg | 6.7 rpg
6-11 | 240 | R Jr.
Anapa, Russia



Aziz Bandaogo
7.2 ppg | 7.9 rpg
7-0 | 235 | Sr.
Dakar, Senegal
@GOBEARCATSMBB

2023-24 CINCINNATI NUMERICAL ROSTER

No.	Name	Pos.	Ht.	Wt.	Cl.	Hometown/Previous School
0	Dan Skillings Jr.	G	6-6	215	So.	Blackwood, N.J./Roman Catholic HS (Pa.)
1	Day Day Thomas	G	6-1	185	Jr.	Bishopville, S.C./Kilgore College (Texas)
2	Jizzle James	G	6-1	195	Fr.	Orlando, Fla./Olympia HS
3	Rayvon Griffith*	G/F	6-7	205	Fr.	Cincinnati, Ohio/Compass Prep (Ariz.)
5	CJ Fredrick Jr.	G	6-3	190	Gr.	Cincinnati, Ohio/Kentucky
10	Josh Reed	G	6-7	220	So.	Atlanta, Ga./Pace Academy
11	C.J. Anthony^	G	6-0	190	Jr.	Columbus, Ohio/Putnam Science Academy
13	Jamille Reynolds	F	6-11	275	Sr.	St. Petersburg, Fla./Temple
14	Landen Long^	G	5-11	185	Gr.	Mason, Ohio/Ohio Northern
15	John Newman III	W	6-5	215	Gr.	Greensboro, N.C./Clemson
21	Chase Kirkwood^	G	6-1	190	Jr.	Phoenix, Md./Arkansas
30	Viktor Lakhin	F	6-11	240	RJr.	Anapa, Russia/CSKA-2
33	Ody Oguama	F	6-9	230	Gr.	Raleigh, N.C./Wake Forest
41	Simas Lukošius	G/F	6-8	225	Jr.	Kaunas, Lithuania/Butler
44	Sage Tolentino	F	7-1	240	RFr.	Kane'ohe, Hawaii/Hamilton HS (Ohio)
55	Aziz Bandaogo	F	7-0	235	Sr.	Dakar, Senegal/Utah Valley

*Redshirting this season

^Walk-on

Coaching Staff

Head Coach: Wes Miller (third season)

Associate Head Coach: Chad Dollar (third season)

Assistant Coach/Recruiting Coordinator: Drew Adams (second season)

Assistant Coach/Recruiting Coordinator: Andre Morgan (third season)

Assistant Coach/Chief of Administrative Staff: Josh Loeffler (first season)

Director of Player Development/Assistant Coach: Jake Thelen (third season)

Director of Basketball Operations: Matt Miller (third season)

Associate AD, Sports Performance: Mike Rehfeldt (second season)

Graduate Assistants: Abdul Ado, Malik Massey, Omari Prince

PRONUNCIATION

Aziz BANDAOGO Ah-ziz Band-Ae-Goe

Ody OGUAMA Oh-Guam-a

Viktor LAKHIN LOCK-in

Simas LUKOŠIUS See-moss Loo-koh-shiss

ROSTER INFORMATION

By State/Country

Florida (2) Jizzle James, Jamille Reynolds

Georgia (1) Josh Reed

Hawaii (1) Sage Tolentino

Lithuania (1) Simas Lukošius

New Jersey (1) Dan Skillings

North Carolina (2) John Newman III, Ody Oguama

Ohio (4) CJ Anthony, CJ Fredrick, Rayvon Griffith,

Landen Long

Maryland (1) Chase Kirkwood

Russia (1) Viktor Lakhin

Senegal (1) Aziz Bandaogo

South Carolina (1) Day Day Thomas

By Class

Freshmen (3) Rayvon Griffith, Jizzle James, Sage Tolentino (RS)

Sophomores (2) Josh Reed, Dan Skillings

Juniors (4) Day Day Thomas, CJ Anthony, Simas Lukošius, Chase Kirkwood

Seniors (3) Jamille Reynolds, Aziz Bandaogo, CJ Fredrick

Graduates/Final Years (4) CJ Fredrick, Ody Oguama,

Viktor Lakhin, John Newman III

By Height

7-1 (1) Sage Tolentino

7-0 (1) Aziz Bandaogo

6-11 (2) Viktor Lakhin, Jamille Reynolds

6-9 (1) Ody Oguama

6-8 (1) Simas Lukošius

6-7 (2) Rayvon Griffith, Josh Reed

6-6 (1) Dan Skillings Jr.

6-5 (1) John Newman III

6-3 (1) CJ Fredrick

6-2 (1) Jizzle James

6-1 (2) Chase Kirkwood, Day Day Thomas

6-0 (1) CJ Anthony

5-11 (1) Landen Long

CINCINNATI QUICK FACTS

GENERAL INFORMATION

Location	Cincinnati, OH 45221
Founded	1819
Enrollment	46,798
Nickname	Bearcats
Colors	Red (PMS: 186) and Black
Arena (Capacity)	Fifth Third Arena (12,012)
Affiliation	NCAA Division I
Conference	Big 12
President	Neville Pinto
Director of Athletics	John Cunningham
Faculty Representative	Brian Hatch
Department of Athletics Phone	(513) 556-4603
Athletics Ticket Office Phone	(877) CATS-TIX

ATHLETIC COMMUNICATIONS

Primary Basketball Contact	David Cohen
Office/Cell Phone	(513) 556-5182/(817) 739-6585
Email Address	david.cohen@uc.edu
Associate AD/Communications	Zach Stipe
Office/Cell Phone	(513) 556-5186/(865) 244-6119
Email	stipezd@ucmail.uc.edu

TEAM INFORMATION

2022-23 Record	23-13
AAC Record (Finish)	11-7 (Fourth)
Starters returning/lost	2/3
Letterwinners returning/lost	8/6
Newcomers	8
Pct. points returning	29.5 percent (819 of 2,776)
Pct. rebounds returning	44.8 percent (601 of 1,341)
Pct. assists returning	11.4 percent (64 of 559)

CINCINNATI TRADITION

Cincinnati, ranked the No. 9 basketball program all-time by CBS' Matt Norlander in 2019, boasts 1,889 all-time wins, good for No. 12 nationally (both entering the season), with this season marking the 40th of 20-plus wins. The Bearcats have produced 32 All-Americans (last: Jarron Cumberland's Honorable Mention in 2019), 86 All-Conference selections, 57 NBA Draft picks (last: Jacob Evans III in 2018) and 56 members of the 1,000-Point Club. The program has spent 434 weeks ranked in the AP Top 25, 212 in the Top 10 and 45 at No. 1. Jack Twyman and Oscar Robertson are both members of the Basketball Hall of Fame, with Robertson earning a spot on the NBA's 75th-Anniversary Team last fall.

JUMPMAN, JUMPMAN, JUMPMAN...

Cincinnati is back in familiar threads this season as it returns to the Jordan brand. The Bearcats were one of the three original schools rewarded with it in 1997, joining St. John's and North Carolina A&T.

Michael Jordan himself helped present the uniforms to the public on the Rosie O'Donnell Show on Sept. 9, 1997.

Wes Miller and assistant coach Andre Morgan collaborate to pick out which pair Miller will wear each game.

TOP CROWDS AND TOP-10 TEAMS

Cincinnati's game against No. 5 Houston drew 12,715 fans, the largest in the post-Fifth Third Arena renovation era (which began in 2018-19). The largest in the arena's overall history, since 1989, is 13,176.

With Iowa State reaching No. 10 in the AP poll, Tuesday's game against the Cyclones marks the first time UC has played consecutive top-10 opponents since 2009-10, and it is the first time with back-to-back top-10 teams at home since 1988-89, the Bearcats' final year at the now-demolished Cincinnati Gardens.

HOW THEY FARE IN YEAR 3

Wes Miller enters his third, and most challenging season yet, as the Bearcats begin their Big 12 tenure. Below is a look at how UC coaches over the last 50 years fared in their first three seasons.

Mick Cronin did not make the NCAA Tournament until Year 5, which kicked off a nine-year streak.

Coch (Year)	Record	Postseason
Mick Cronin (2008-09)	18-14	N/A
Bob Huggins (1991-92)	29-5	NCAA Final Four
Tony Yates (1985-86)	12-16	N/A
Ed Badger (1980-81)	16-13	N/A
Gale Catlett (1974-75)	23-6	NCAA Sweet 16

MILLER'S EXTENSION

Cincinnati announced on Dec. 14, 2022 that Wes Miller would receive a two-year contract extension, as well as an increased salary, through the 2028-29 season.

NEWMAN, LUKOSIUS LEAD AT TTU

This Cincinnati team has not been afraid of the road, but the Saturday evening game at No. 15 Texas Tech was quite the task.

The Red Raiders were 11-0 at home, and John Newman III was purely a game-time decision after a literal breathtaking midsection injury late at West Virginia on Wednesday.

His presence in Lubbock included 11 points and elite defense on Pop Isaacs, TTU's leading scorer, who was held to 5-of-19 shooting.

Lukosius, who previously had struggles shooting on the road, led the Bearcats with 16 points on 4-for-7 deep shooting, including seven points in the final 3:12 and the game-winning floater with 21 seconds left.

"John Newman didn't practice the last couple days

with an injury. He tried. We didn't know if even was going to go today, but he was terrific. (Texas Tech guard) Pop Isaacs, he is about as good of an offensive player as I have seen on the perimeter in college basketball this year, and he's a tough, tough cover. I thought John (Newman) did as a good of a job as anybody I've seen all year on tape (on Isaacs). And I thought Day Day (Thomas) did a really nice job in the last couple of minutes when we switched him on there. What a terrific player. I was really proud of John.

"We've been rolling and riding Simas so hard down the stretch of games. He's got a lot on his shoulders to make plays and make shots. He's had some nights when he's really done it. He's had some nights where I know, he wishes a few more went down. He's stayed with it everyday and continued to improve defensively. He made some big time plays for us down the stretch tonight."

OGUAMA, NEWMAN IGNITE VS. UCF

Fifth-year senior Ody Oguama was the unsung hero in Cincinnati's much-needed Jan. 27 comeback win over UCF.

He did not play the previous two games and had not played more than 5 since Dec. 22, but his 4 points and 6 rebounds over 11 minutes came at the right time with starter Viktor Lakhin becoming a gameday scratch.

"I thought John Newman was an absolute warrior. This will be a game in which I tell stories about John Newman years from now. I could not be more proud of Ody Oguama. All he has is come into the gym and have a great attitude and keep working. I thought his minutes and ability to match up when they went small were really important for us having success tonight."

Newman, on the other hand, played a season-high 35 minutes and scored 19 points, one off his UC career-high, with 7 rebounds and 7-of-9 foul shooting to go with his vaunted perimeter defense.

DAWKINS ON SKILLINGS

UCF head coach Johnny Dawkins had a lot to say about sophomore Dan Skillings Jr. following his 21-point performance against the Knights on Jan. 27.

"I have watched the young man get better and better over the last year. You see improvement, that is what you want to see, that is what we kind of grew up with as coaches and players, is watching a natural progression of a player like him. It is fun seeing him develop and blossom, I think his best basketball is still ahead of him. I see a lot of things this young man will be able to do as he continues to improve his game. The Cincinnati coaching staff is doing a great job with his development, and you see that."

JIZZLE'S STOCK RISING

Freshman guard Jizzle James knew he was going to play no matter what with only one other true point guard, Day Day Thomas, on the roster.

He had six turnovers over his first two games (32 minutes), but came back Sunday against Eastern Washington and had none in 16 minutes. In the process, he collected 13 points for the second-straight game and now leads the team in free-throw shooting at 78 percent.

"He has the right mindset and work ethic, but he has not impressed me on the basketball court yet," Wes Miller said. "That's a compliment to him, because I think he has so much excellent basketball in front of him."

UC Freshman Scorers, 6.0+ PPG (Since 2010)

Player (Year)	Ppg	GS
Jizzle James (2023-24)	7.5	0
Mason Madsen (2020-21)	6.5	0
Tari Eason* (2020-21)	7.3	8
Jarron Cumberland* (2016-17)	8.3	0
Jacob Evans* (2015-16)	13.8	8
Gary Clark* (2014-15)	7.8	34
Sean Kilpatrick* (2010-11, RS)	9.7	1
Lance Stephenson* (2009-10)	12.3	32

*Made NBA

JIZZLE: IT'S AN ALTER EGO

The age-old question made the airwaves, via a WCPO feature in the Cincinnati market.

"Jizzle is my on-court persona," said the freshman point guard. "It means playing hard and being myself, especially having the same name as my dad. I use that to play with an extra edge on the court."

"I was creating a monster with (the nickname Jizzle)," said his Pro Football Hall of Fame father. "We knew we had to create something special. I always tell him that's his alter ego. He turns into a whole nother person. Some people would call me Jizzle or E-Jizzle, or whatever, so I handed it down to him so he could take it to another level."

KELVIN SAMPSON ON JIZZLE JAMES

Houston head coach Kelvin Sampson, of 19 NCAA Tournaments and a pair of Final Fours over his illustrious career, spoke highly of the Bearcat rookie.

"He doesn't look like a freshman, does he? He's a big, strong guard with great quickness. I like his game a lot, and he's only gonna get better. Jizzle James, I just like saying his name. I would never call him Edgerrin James, Jr. We've played against some real good guards here, and one of the best I ever went against was (former Cincinnati All-American) Steve Logan."

WHAT'S IN NEWMAN'S NAME?

John Newman III is the third generation of his name, a family lineage that includes his father playing basketball at James Madison and his cousin, Johnny, playing at Richmond and 17 years in the NBA.

"My grandpa, who passed, was a brick mason. Great man, always did his best to provide for my dad and his family. He was super chill and passed about 4 years ago. Towards the end of his life, I was too busy to get over to his house as much, but when I was younger he was so laid back. My dad is another high-character guy, liked to go fishing. My grandpa was from South Carolina. My dad is a real estate agent and one of the best in North Carolina."

NO FUNK, JUST NOT CONVERTING

Those were Wes Miller's words on the offense following the loss at No. 7 Kansas, Cincinnati's sixth ranked opponent in a row to begin Big 12 play.

"We have a resilient bunch. They don't pout, they don't put their head down, and they come back to work every day. The 'funk' word pisses me off. I don't

think anyone who has watched us all year will say we're in a funk. We haven't converted layups the last couple of weeks, and we've missed some free-throws and open looks. We'll convert them; we have good players. We'll stay at it. I really like my team, and I'm proud of my team."

CINCINNATI'S DOUBLE-DOUBLES

Aziz Bandaogo became the first Bearcat with three-straight double-doubles since Tre Scott had four in Feb. 2020.

Bandaogo had 17 at Utah Valley last year en route to WAC Defensive Player of the Year honors.

Player (Opponent, Date)	Pts	Rebs
Viktor Lakhin (EWU, 11/12)	26	11
Viktor Lakhin (NKU, 11/19)	14	14
Aziz Bandaogo (Bryant, 12/12)	12	17
Aziz Bandaogo (Dayton, 12/16)	10	12
Dan Skillings Jr. (Stetson, 12/22)	29	10
Aziz Bandaogo (at BYU, 1/6)	12	11
Aziz Bandaogo (at TTU, 2/3)	10	10
John Newman III (Houston, 2/10)	10	10
Dan Skillings Jr. (Iowa State, 2/13)	11	11

CARDIAC CATS' COMEBACKS

The sellout win over UCF marked Cincinnati's seventh under Wes Miller in which it came back from 10-plus points to win. Three of those were against ranked teams.

Game (Year)	Largest Deficit (Half)
vs. No. 14 Illinois (2021-22)	15 (11:56 in 1)
at Wichita State (2021-22)	10 (8:50 in 1)
vs. Temple (2022-23)	10 (13:15 in 1)
Evansville (2023-24)	10 (19:44 in 2)
at No. 12 BYU (2023-24)	10 (19:43 in 2)
No. 19 TCU (2023-24)	11 (7:33 in 1)
UCF (2023-24)	12 (Halftime)

HEALTH AND ELIGIBILITY

CJ Fredrick's return against Houston marked the second game all year (Dayton, Dec. 16) in which UC had all of its scholarship players available. Even against UD, Fredrick and Aziz Bandaogo both sustained first-half injuries while Jamille Reynolds was making his UC debut.

Bandaogo missed the first four games while Jamille Reynolds missed the first nine, each due to varying NCAA transfer rulings.

On the health front, Bandaogo missed 3 in a row before returning in a big way against BYU, Fredrick 11 of 12 and Simas Lukosius on Dec. 3 and 22, primarily from getting hit by a car near campus. Bandaogo was a gameday scratch against Baylor as well in the 3-point loss, while Viktor Lakhin was sick and missed UCF.

SKILLINGS: OFFENSIVE X-FACTOR

Sophomore Dan Skillings Jr. showed impressive flashes on his knack for acrobatic layups and rebounds last season.

Cincinnati is now 15-5 (and 11-5 this year) when he scores in double-figures, highlighted by 29 points off the bench against Stetson, the most by a UC reserve since 2002. He made his first start at the hostile Marriott Center against No. 12 BYU and scored UC's first points on an and-one.

"Last year I struggled a lot with playing (the game

of basketball). It's still hard, but I was playing the game thinking a lot because I never wanted to mess up or didn't know how to do things. This year, being a sophomore and learning from Coach Wes, I can play without thinking as much. It's more about understanding the game now."

He was named one of Jon Rothstein's **20 Under-the-Radar Breakout Players** on Nov. 2.

GAME	POINTS
Bryant	14
South Florida	11
Temple	15
vs. Temple (AAC)	20

UIC	13
Detroit Mercy	11
Northern Kentucky	25
@ Howard	16
Bryant	11
Stetson	29
Evansville	10
@ (12) BYU	10
@ (14) Baylor (loss)	24
(19) TCU	13
@ (7) Kansas (loss)	16
UCF	21
@ West Virginia (loss)	15
@ (15) Texas Tech	14
(5) Houston (loss)	13
(10) Iowa State (loss)	13

RARE AIR: BEARCATS' OFFENSE

Cincinnati scored 85 or more points in six straight games early in the season, its most since 1959-60, Oscar Robertson's senior year. That team averaged 98.0 ppg over its season-opening run, eventually finishing third in the nation before winning the next two national titles.

Below are each of the longest 80-plus-point streaks in program history.

Last season's UC team averaged 77.1 ppg (its most since 2001-02) which included a 7.7 ppg improvement from Wes Miller's first year.

Year (Coach)	Games	Postseason
2023-24 (Wes Miller)	6	TBD
2005-06 (Andy Kennedy)	6	NIT
1996-97 (Bob Huggins)	6	NCAA 2nd Round
1994-95 (Bob Huggins)	6	NCAA 2nd Round
1959-60 (George Smith)	9	NCAA Final Four
1954-55 (George Smith)	7	NIT 3rd Round

OGUAMA EARNS ATHLETICS AWARD

In 1999, the University of Cincinnati athletics department lost one of its most loyal, dedicated staff members, Jean Stephens. Two years later, to recognize and promote the qualities Stephens exemplified in her 15 years of service, the Jean Stephens Memorial Award was instituted to recognize a Bearcats student-athlete for their high integrity, high ethical standards, respect for all persons and commitment to both Bearcats athletics and the University of Cincinnati.

Ody Oguama became the third men's basketball player to earn the award, joining Gary Clark (2018) and Sam Martin (2021) and is one of 33 athletes overall to claim it.

He was honored during pregame warmups before

SINGLE-SEASON THREE-POINT MAKES

No.	Season
314	2022-23
269	2021-22
264	2016-17
262	2017-18
260	2011-12
253	1993-94
252	2015-16
237	2003-04
236	1994-95

SINGLE-SEASON THREE-POINT ATTEMPTS

No.	Season
894	2022-23
853	2021-22
765	2016-17
763	2011-12
742	2017-18
729	2012-13
725	2015-16
702	2008-09
693	1993-94
687	2009-10
673	2018-19

ALL-TIME WINNINGEST PROGRAMS

Cincinnati entered the season ranked 12th nationally in all-time wins. The following numbers reflect the preseason.

Rank	School	Wins
1.	Kentucky	2,375
2.	Kansas	2,370
3.	North Carolina	2,343
4.	Duke	2,273
5.	UCLA	1,986
6.	Temple	1,977
7.	Syracuse	1,973
8.	Notre Dame	1,950
9.	St. John's	1,922
10.	Indiana	1,913
11.	Purdue	1,895
12.	Cincinnati	1,889
13.	Texas	1,879
14.	Illinois	1,878
15.	Utah	1,875

MEASURING THE BIG 12

UC held an 83-42 record against its new league foes entering the season. In addition to UCF and Houston in the AAC from 2013-23, UC and West Virginia competed in the Big East from 2005-13.

Cincinnati's last matchup over an incumbent Big 12 team was a 75-61 win over Kansas State in the 2016 NCAA First Round.

All records above and below are entering this year.

Team	H2H Record	Last Meeting
Baylor	0-1	1947
BYU	1-2	2001
UCF	10-5	2023
Houston	33-14	2023
Iowa State	4-1	2016
Kansas	4-3	1996
Kansas State	7-1	2016
Oklahoma	4-2	2011
Oklahoma St.	2-3	2002
TCU	5-0	2005
Texas	2-0	2012
Texas Tech	1-0	1961
West Virginia	10-10	2012

the Feb. 13 Iowa State game.



JAMILLE EASES/EXPLODES INTO ROLE

Jamille Reynolds' finally made his debut on Dec. 16 against Dayton following the NCAA's mass TRO ruling and subsequent blanket allowance of player eligibility.

His first Bearcat bucket came against the Flyers by virtue of an offensive rebound and dunk. He played eight minutes in that one.

He made his home debut Dec. 19 against Merrimack, totaling 11 rebounds off the bench (one off a career-high) in 15 minutes, showcasing some more eye-popping strength and athleticism for his 6-11, 265-pound frame.

Reynolds' 12'4 max vert jump is the highest on the team.

AZIZ'S AMAZING DEBUT, NOV. 22

Senior forward Aziz Bandaogo made his UC debut off the bench against Georgia Tech on Nov. 22, and calling it jaw-dropping would be an understatement. Bandaogo's first three minutes featured, in order, a blocked shot, alley-oop slam and a team turnover in forcing a shot-clock violation.

The 2022-23 WAC Defensive Player of the Year finished with eight points and nine rebounds over 21 minutes, all while receiving a thunderous ovation as soon as he made his way to the scorer's table.

HISTORIC NIGHT ON THE BOARDS

It was a rebounding free-for-all for Cincinnati in its 85-53 win over Bryant on Dec. 12, with its 57 boards marking its most since the 2017-18 opener and one of 12 teams to do that against a Division I team this season.

Aziz Bandaogo's 17 rebounds were nothing new for him: he had that many against Wake Forest and Seattle during his 2022-23 WAC DPOTY season at Utah Valley. For UC, it was its best individual performance since Tre Scott's 21 against UCF in February 2020.

UC had four games of 80-plus rebounds in the 1950s. This year's Bearcats have five games with a margin of 20-plus and have only lost the glass twice (No. 19 TCU, No. 15 Oklahoma).

SOME PERSPECTIVE ON BANDAOGO

Aziz Bandaogo averaged 2.9 ppg over his first two years of college (Akron), before moving on to Utah Valley and a year later emerging as ESPN's 16th-rated transfer.

Wes Miller has taken note of his tall tasks of getting out of his comfort zone between the lines, including the first times Bandaogo has been asked to guard a non-center.

2023-24 CINCINNATI MEN'S BASKETBALL

"This time last year was the first time he had ever had success at any level of basketball. He was having some games at Utah Valley, the year before he didn't play, he wouldn't even get in the games. So, his development is still early and new ... What's neat when you're working with young people is you can see them improving right in front of your eyes over a short period of time."

TRACKING THE POINT GUARDS

As mentioned before with James and Thomas, it made sense as to why they did not share the floor together until the final minutes of the Dec. 16 Dayton contest.

Since then, UC has experimented with it at various times, largely dependent on opponent defenses.

Game (Date)	Minutes
Merrimack (Dec. 19)	10:15
Stetson (Dec. 22)	1:47
Evansville (Dec. 29)	5:27
at (12) BYU (Jan. 6)	0:32
at (7) Kansas (Jan. 22)	1:11
UCF (Jan. 27)	2:42
at West Virginia (Jan. 31)	2:25
(5) Houston (Feb. 10)	1:59

LAKHIN LOADED FROM DEEP

RS junior Viktor Lakhin's emergence as a three-point shooter was heavily discussed throughout the preseason, a killer complement to his already much-improved skillset.

He went 2-for-3 from deep against Eastern Washington as part of a career-high 26-point effort. He had only two treys his whole career prior. He also went a staggering 5-for-6 in the Georgia Tech blowout, putting him at 50 percent (9-for-18) after starting the season 0-for-3.

Seven of his 10 double-doubles came last season, and nine of his 10 overall have been at home.

Opponent (Year)	Pts	Rebs
Bryant (21-22)	13	11
Cleveland State (22-23)	14	12
NIJT (22-23)	10	10
Bryant (22-23)	16	13
Detroit Mercy (22-23)	18	15
Tulane (22-23)	13	13
Memphis (22-23)	22	10
at Utah Valley (22-23 NIT)	10	10
Eastern Washington (23-24)	26	11
Northern Kentucky (23-24)	14	14

LAKHIN'S 3-POINT EVOLUTION

Lakhin trained during the offseason with renowned player development coach Joey Burton, and he was recommended by Miller as having a strong pro prospect future and the ability to contribute to UC as a deep shooter.

"One thing I tell young guys (in Viktor's situation regarding adjustments), is they're gonna get worse before they get better," Burton told Riverfront Cincy. "Vik is very coachable."

Dirk Nowitzki served as a template as well, as Burton cited his arching shot.

LAKHIN'S 26 RANKS HIGH FOR BIGS

Lakhin's 26 against Eastern Washington marked the most by a Bearcat post player since Kyle Washington's 27 against UConn on Feb. 4, 2017. Below are all 20-

plus point instances since 2016.

Date (Opponent)	Player	Total
11/12/23 (EWU)	Viktor Lakhin	26
2/4/23 (UCF)	Viktor Lakhin	20
1/22/23 (Memphis)	Viktor Lakhin	22
3/10/17 (Tulsa)	Kyle Washington	21
2/4/17 (UConn)	Kyle Washington	27
12/4/16 (Bowling Green)	Kyle Washington	24
11/19/16 (Rhode Island)	Kyle Washington	23

SKILLINGS IN ELITE COMPANY

Dan Skillings' career-high 25 points against NKU marked the third UC performance of 25 or more off the bench since 2010. The full listing is below, with the other two players eventually making the NBA.

His 29 in a double-double performance over Stetson marked the most by a Bearcat reserve since Tony Bobbitt in 2002, as well as the most in a double-double since Troy Caupain in 2016.

Player (Opponent)	Year	Points
Sean Kilpatrick (Wright State)	2010	26
Jarron Cumberland (South Florida)	2017	26
Dan Skillings (NKU)	2023	25
Dan Skillings (Stetson)	2023	29

SKILLINGS SEEKS DEFENSIVE BOOST

Dan Skillings Jr. produced as many highlight reels for 14.6 minutes per game as anyone could embrace. Now, he looks to the other side of his game.

"I think I jumped the most on defense, and that's where I needed to jump the most in order to go places I want to go and help the team as much as I can. Working on defense will help our team, its success and our coaches the most."

"We need some guys to emerge," Miller said after Skillings' Stetson brekaout. "We all know Dan's capable of it. His talent's obvious. It has to start with him defensively. He's got to go in the game and be really energized to make an impact defensively. He usually makes an impact on the offensive board which is something I think is a standard he needs to stay with. He just needs to play the right way and I thought he did that tonight for the first time in a really long time. What happens? The ball just finds him."

OFFENSIVELY SPEAKING...

Below are the comparisons within its last several years (2017-18), with asterisks on NCAA Tourney teams. The 2019-20 squad claimed the AAC regular-season title before the COVID cancellation.

When Wes Miller took over in 2021-22, he immediately launched the scoring offense fom 217 to 53.

Season	Scoring Avg.	League/Nat'l Rank
2023-24	75.6	9/133
2022-23	77.1	3/53
2021-22	69.4	6/217
2020-21	68.9	5/233
2019-20	72.7	3/127
2018-19*	71.7	9/198
2017-18*	74.3	3/161

AND REBOUND MARGIN

Season	Margin	League/Nat'l Rank
2023-24	9.2	1/10
2022-23	2.6	3/101
2021-22	-0.3	7/211

@GOBEARCATSMBB

2020-21	1.7	5/135
2019-20	3.6	4/72
2018-19*	5.0	3/31
2017-18*	7.8	2/8

TRANSFER SYNOPSIS

(5) CJ Fredrick: 113-52 record over five years at college level; would have 5 NCAA appearances if not for COVID. Cincinnati native returns home after starting 15 games with 10 double-figure scoring games at UK in 2022-23.

(13) Jamille Reynolds: Awaiting NCAA two-time transfer waiver decision. Averaged 10.1 ppg, 5.4 rpg on 60.4 percent shooting for Temple last year, including 11.5 ppg in two UC contests. Barrel-chested, 6-11 post player who has put immense work into his body.

(41) Simas Lukosius: Second on Butler last year with 33.3 mpg and 11.6 mpg; led team in assists (2.9), three-pointers (59) and percentage (37.8). Scored career-high 28 points against Villanova and had 23 in Big East Tourney against St. John's. Also scored 27 (12 in OT) to defeat Xavier in 2022 Big East Tourney as freshman.

(55) Aziz Bandaogo: Granted immediate eligibility in time to make debut against Georgia Tech on Thanksgiving Eve. WAC Defensive Player of the Year who was No. 16 transfer signing according to ESPN. Averaged 11.4 ppg and 10.5 rpg while ranking third nationally in blocks (106) to lead Utah Valley to school-record 28 wins and NIT Final Four. Had 15 points and 12 rebounds versus Cincinnati.

SCORING DEPTH SECOND IN NATION

Cincinnati boasts eight scholarship players on its roster with career-highs of 20-plus points. It ranks second in the nation behind only TCU.

Team	Scorers
TCU	9
Cincinnati	8
BYU	8
Missouri	8
New Mexico	8

LUKOSIUS: WINNING TIME IN NYC

Reggie Miller isn't the only player to come into Madison Square Garden and leave with a heroic performance.

Lukosius scored 12 of his then-career-high 27 points in overtime of his Big East Tournament debut, leading Butler to an 89-82 win in 2022 as a freshman. His defensive rebound and succeeding free-throws with 4 seconds left extended it to OT as well.

EXTRA MILE IN RECRUITING SIMAS

Simas Lukosius is primed to be a fan favorite at UC, bringing a substantial Big East resume from his two years at Butler.

Assistant coach Drew Adams, who has the most international ties (as well as the state of Indiana) on staff, was largely credited with bringing him to Clifton, and Lukosius described it as "major" that Adams flew to Lithuania to visit the family during the process.

"I put a lot of attention to how the coaching staff is going to treat my father or family in general. I feel like the way this coaching staff put a lot of focus on recruiting not just me, but the people around me, I really rely on my dad a lot for decision-making."

It's not the first time UC went above-and-beyond in **2023-24 CINCINNATI MEN'S BASKETBALL**

the family circuit. Landers Nolley II, last year's leading scorer, was treated to a zoo visit with his daughter as part of his pitch.

SEVEN-NATION SIMAS

Lukosius, by virtue of his father's coaching career, has lived in seven countries: Lithuania, Russia, Kuwait, Lebanon, Germany, Bahrain and the United States.

FREDRICK'S WINNING WAYS

Cincinnati native CJ Fredrick has returned home following five years at Iowa and Kentucky. The Covington Catholic (Ky.) grad has also seen his fair share of success at the high-major level and will have up to two years' eligibility at UC, bringing a 113-52 record with him.

Fredrick's redshirt season at Iowa also included defeating Cincinnati in the 2019 NCAA Tournament in Columbus.

Wes Miller has even noted that his first time trying Skyline Chili was per Fredrick's suggestion as he was attempting to recruit him out of the transfer portal in April 2021, shortly after his hiring.

Season	Team Record	Stats
2018-19	23-12, NCAA 2nd Round	Redshirt
2019-20 (Iowa)	20-11, No NCAA (COVID)	10.2 ppg
2020-21 (Iowa)	22-9, NCAA 2nd Round	7.5 ppg
2021-22 (UK)	26-8, NCAA 1st Round	Medical RS
2022-23 (UK)	22-12, NCAA 2nd Round	6.1 ppg

VALUABLE TIME IN NIT

Cincinnati's NIT appearance, while not the ultimate goal of the program, proved to pay some solid dividends for the future. The Bearcats defeated ACC foe Virginia Tech in a raucous affair that featured 13 lead changes and 11 ties while going coast-to-coast with games in New York and Utah.

Ody Oguama averaged 8.7 points and rebounds per game, including shooting 76.5 percent from the field against Virginia Tech, Hofstra and Utah Valley.

Dan Skillings Jr. also got 16.0 mpg of run while averaging 14.8 for the year.

HOME COOKIN' IN NON-CON

Cincinnati has three road games in non-conference play, and with the exception of the Nov. 28 Howard trip to Washington, D.C., the Bearcats travel a combined five miles to Xavier (Dec. 9) and downtown to play Dayton (Dec. 16). It marks UC's most regular-season home games since 2013-14, when it went 18-1.

STAFF UPDATES

The NCAA on July 1 announced that basketball teams could utilize up to five assistant coaches, with three able to off-campus recruit and the other two to supplement on-court instruction.

Josh Loeffler was the one external addition to the staff. He was previously the head coach at Johns Hopkins, where he held a 114-27 record in five seasons (2020-21 canceled due to COVID). He brings nine years of DI experience from Lafayette (2008-12), Rutgers (2012-13) and Loyola Maryland (2013-17).

Drew Adams moved into recruiting roles with Chad Dollar and Andre Morgan, while Jake Thelen moved to Director of Player Development/Assistant Coach.

Matt Miller, a 2021 graduate of Indiana and third-

year member of the staff (no relation to Wes) is now the youngest Director of Operations among the major conferences, an honor that Thelen held at Georgia previously.

GUARDS ARE MILLER'S FORTE

Wes Miller is one of three active head coaches in Division I to have been at the helm for 10-plus seasons while coaching an All-Conference guard in every season.

His UC tenure features David DeJulius (two-time Third Team All-AAC) and Landers Nolley II (First Team in 2022-23).

FOES TURNED FRIENDS

The transfer portal certainly lends itself to more head-to-head battles between two players across the country. Dan Skillings saw it himself with former AAC foe Jamille Reynolds (then at Temple) from their third and final meeting at the AAC Tournament.

"I've talked to him about that. During or after the game, I didn't realize it was on him. Someone sent me the clip with 'too small on Reynolds,' so I sent it to him (this fall). I mess with him on that a little bit. But he's a lot bigger than me."

BEARCATS DIG THE LONG BALL

Cincinnati has broken school records in back-to-back seasons for both three-point makes and attempts.


The Bearcats were 314-894 in 2022-23 and 269-853 in 2021-22.

Four of Cincinnati's eight games with its most three-pointers in school history have come in the Wes Miller era, highlighted by 17 (tied for third) against Arizona in Maui and in overtime at Tulane, with the 48 tries in the latter tying the school record. Other games include 16 against Tulsa and Memphis last season.

The one wrinkle this year will be that Cincinnati is retaining only 10.2 percent of its made three-pointers, keyed by Landers Nolley II's 96 that was fourth in school history and the most since Deonta Vaughn in 2007-08. Nolley's 41.7 percent clip was 12th nationally.

LAKHIN'S IMPRESSIVE MAUI WEEK

Lakhin was the model of efficiency in Cincinnati's three 2022 Maui Invitational games. He scored in double-figures all three contests (13.7 ppg), shooting 69.2 percent from the field. By comparison, he had three double-figure scoring games for his career ahead of the event.



DOUBLE-DUTY DAN HOARD

The Dayton game was yet another glorious chapter in Cincinnati radio voice Dan Hoard's storied career, this time with his best proximity in some time.

Hoard carried the Bengals' 1 p.m. game against the Minnesota Vikings, then trekked slightly down the banks to do the Bearcats-Flyers game at 7 p.m., all on 700 WLW.

Hoard is among a select few handling PXP duties within the college hoops and pro ranks nationally.

Broadcaster	College	Pro
Dan Hoard	Cincinnati (MBB, FB)	Bengals
Josh Maurer	Boston College	Brewers
Zach Zaidman	DePaul	Cubs
Bill Hillgrove	Pitt (MBB, FB)	Steelers

ALL-AMERICAN ON THE RADIO

Former consensus First-Team All-American and 2010 UC Athletics Hall of Fame inductee Steve Logan served as the home radio commentator for the non-conference season.

He was a two-time Conference USA Player of the Year winner and ranks third at UC with 1,985 points, including 22.0 ppg as a senior. He also helped the Bearcats to five NCAA Tournament wins over four appearances. Logan's school records include the most wins (111), highest career free-throw percentage (86.1 percent) and most single-game assists (16) among many decorated achievements.

MONSTER FACTORY LEGACY

Mike Rehfeldt, UC's Associate Athletic Director for Sports Performance, has become a beacon within the men's basketball program. He first served the Bearcats from 2012-20 before joining Miller's inaugural staff after a one-year stint at UConn.

Rehfeldt's cutting-edge investments go beyond the plates and into the technology realm. He also helped hire Dillon Frees, the athletics department's first-ever Director of Performance Nutrition.

Notable performers on this year's roster include:

- Day Day Thomas: Highest 3/4 court sprint time (2.94 seconds)
- Jamille Reynolds: Highest max vert touch (12'4), followed by Aziz Bandaogo (12'2)
- CJ Anthony: Top 185 bench (23 reps, followed by Ody Oguama and John Newman III)
- Jizzle James: Top max vert jump (43.5", followed by Day Day Thomas and John Newman III)

HOOPS IN THEIR DNA

John Newman III's father played at James Madison, while his distant cousin, Johnny Newman, starred at Richmond before his 17-year NBA career.

Josh Reed boasts similar bloodlines as well. His mother, Chenoah Turner, played at South Florida and led the Bulls in blocked shots for the 1989-90 season.

PARTY LIKE IT'S 1999

Cincinnati is one of seven teams nationally to have three players born before the year 2000 in CJ Fredrick, John Newman III and Ody Oguama. Other teams that fit are BYU, Mississippi State, UT Arlington, NJIT, Missouri and New Mexico State.

THE GRADUATE, CINCINNATI EDITION

UC joins Kansas and Minnesota as the only three teams nationally to have three players with degrees from their current school (Viktor Lakhin, Ody Oguama, John Newman III).

Newman's master's degree makes him one of six active players nationally as well to hold one.

PUBLISHED AUTHOR

2023-24 CINCINNATI MEN'S BASKETBALL

Few coaches, or anyone in particular, can say they published a book while in school. Wes Miller authored "The Road to Blue Heaven," a diary of his senior season as a Tar Heel.

BIG 12 HOOPS IN RUCKER PARK

Wes Miller, along with UC women's basketball coach Katrina Merriweather and Brooklyn native A'riel Jackson, were selected by the league as special guests for the inaugural "Big 12 Hoops in the Park."

The event, which was a collaboration between the league and partners New York City Parks Department, Hard Rock Hotels, Gatorade and WHOOP, was the first of a variety of planned activations by Big 12 Commissioner Brett Yorkmark to partner with the basketball-rich area.

Following drills and clinic sessions, the coaches participated in a Q&A with local youth. The event featured live DJs, food trucks and more.

DOLLAR PROMOTED IN 2022-23

Third-year UC coach Chad Dollar earned a promotion in Fall 2022 to associate head coach. Dollar has built a national reputation at the highest levels of the game.

"He's been the guy whose counsel and advice has really helped me and part of it was, he's earned it," Miller said. "I want him to have the confidence to know that I want him to speak up more, whether it's with our players, whether it's on the court, whether it's in the locker room, or whether it's in staff meetings, or whether it's opening my door, when I need to hear something that maybe I don't want to hear, I want him to know that I have the confidence and I'm putting him in a role that I expected to do that."

YOUNG, WILD AND FREE

Head coach Wes Miller holds the active lead for wins by a coach by 40.

In fact, Miller already had the most Division I wins of any active coach by their 40th birthday, which he celebrated Jan. 28. All coaches listed below were active in 2022-23.

COACH (CURRENT SCHOOL)	WINS
Wes Miller (Cincinnati)	217
Rick Pitino (St. John's)	200
Shaka Smart (Marquette)	195
Cliff Ellis (Coastal Carolina)	192
Bob Huggins (West Virginia)	191
Bill Self (Kansas)	190
Andrew Toole (Robert Morris)	188
Herb Sendek (Santa Clara)	186
John Calipari (Kentucky)	185
Thad Matta (Butler)	183
Jim Boeheim (Syracuse)	182

BUT WAIT, THERE'S MORE

The scope of college basketball history comes into play with Miller's win total. The following numbers reflect wins as a Division I member via Sports-Reference.com, with each school in parenthesis the school of their 40th birthday.

Miller is tied for 15th overall in this category, and even six of the 14 ahead of him achieved their milestones before 1950.

Coach	Wins	Year
Phog Allen (Kansas)*	339	1925

Bob Knight (Indiana)*	307	1980
Henry Iba (Okla. State)*	292	1944
Pat Page (Butler)*	261	1926
Terry Holland (Virginia)	256	1982
Forddy Anderson (Mich. St.)	251	1959
Jim Valvano (N.C. State)	250	1986
Eddie Cameron (Duke)	234	1942
Chick Davies (Duquesne)	233	1940
Digger Phelps (Notre Dame)	232	1981
Billy Donovan (Florida)	228	2005
Pat Kennedy (Florida State)*	228	1992
G. Ott Romney (BYU)	227	1932
Johnny Bach (Penn State)	219	1964
Wes Miller (Cincinnati)	217	2023
J. Fred Bohler (Wash. State)	217	1925
Mike Krzyzewski (Duke)*	215	1987
Bobby Cremins (Ga. Tech)	211	1987
Howie Dallmar (Stanford)	211	1962
Everett Dean (Indiana)*	208	1938
Scott Sutton (Oral Roberts)	204	2010
Larry Weise (St. Bonaventure)	202	1973

*Naismith Memorial Basketball Hall of Fame

RULED THE AAC

UC tied fellow departed member Houston with 125 wins in AAC play, more than any other league member since the conference formed prior to the 2013-14 campaign. Cincinnati claimed three AAC regular-season crowns (2014, 2018, 2020) and two tournament titles (2018, 2019).

The UC men's basketball program has been a member of nine leagues (not including three stints as an independent) during its 121-year history. The Bearcats have 100 or more conference wins in two other leagues: 128 in the Missouri Valley Conference (1957-58 through 1969-70) and 123 in Conference USA (1995-96 through 2004-05).

LAST TIME OUT

CINCINNATI — The Cincinnati men's basketball team fell to No. 10 Iowa State, 68-59, on Tuesday at Fifth Third Arena.

Wing Dan Skillings Jr. scored 13 points and grabbed 11 rebounds to record the third double-double his career, while guard Simas Lukosius scored 15 points and freshman Jizzle James added 16 and drilled a career-best four 3-pointers. Cincinnati dropped to 15-9 overall and 4-7 in the Big 12.

Iowa State improved to 19-5 overall and 8-3 in the Big 12 behind guards Curtis Jones (15 points), Tamin Lipsey (13) and Keshon Gilbert (12). The Cyclones scored 26 points on the 25 turnovers they forced.

The Cyclones took advantage of an uncharacteristic 14 first-half turnovers from UC and used an 11-0 run over the final four minutes of the first half to grab a 34-26 lead at halftime.

After a pair of Lukosius free throws gave Cincinnati its first lead 24-23 at the 4:19 mark, Gilbert zipped into the lane for back-to-back layups to ignite the run. A 3-pointer by Curtis Jones and a layup from Hason Ward extended Iowa State's lead to 10 with 52 seconds remaining before the break.

Point guard Day Day Thomas made a layup with 34 seconds left in the first half to stop the run, but the Cyclones took the momentum into halftime and kept firing after the break.

Two turnovers from the Bearcats in the first 90 seconds of the second half and a 3-pointer by Gilbert lifted Iowa State to a 41-26 lead and forced the Bearcats to call a timeout.

A corner 3 by Skillings and a three-point play from guard C.J. Fredrick Jr. brought UC within 10 with 13 minutes left. Another 3 from Skillings kept the Bearcats' within 10, 57-47 with 7:38 to play.

FROM WES MILLER

"First off, just congrats to Iowa State's team. Defensively, they have a big-time reputation and it was obvious that they're a terrific defensive team and I always give credit there first. They did the things to come in and win on the road and make it very difficult for us. It's obvious to point at the turnovers and that was obviously a massive factor if not the biggest factor in the game. You guys are aware of that, I'm aware of that, our team is aware of that. The fact of the matter is we can sit here and talk about the kids that are playing, but I think the onus has to go to me. We got to have our team more ready. We got to have our team more prepared. We come out there and turn it over 25 times. We got to, I got to do a better job. Our staffs got to do a better job. We got really good players, I believe in them. So to turn it over 25 times, we got to do better as coaches."

"Their ball pressure is significant. What they do is they pressure the ball and you make you put your head down and you drive into difficult places. Again, we must do a better job of getting our team more prepared for that. We tried to simulate that in practice and didn't do a good enough job again, we must look in the mirror as coaches and not point fingers. We have great kids, and I believe in staying with them. We're going to figure it out. This team is going to figure it out. I believe that I thought we kind of managed defensively a little bit even though we had a couple of defensive breakdowns."

COMPARISON*Offense*

UC	Team	UCF
75.6	PPG	72.0
44.2	FG%	41.8
33.0	3FG%	31.8
68.8	FT%	69.9
40.9	RPG	38.3
15.1	APG	12.1
12.0	TOs PG	12.7

COMPARISON*Defense*

UC	Team	UCF
66.9	PPG	66.1
41.4	FG%	40.4
32.2	3FG%	33.2
31.8	RPG	34.4
12.4	APG	12.8
11.8	TOs PG	14.8
4.4	Blocks PG	5.3
6.1	Steals PG	8.9

SERIES HISTORY

- » Cincinnati has won three-straight against UCF, with the last one truly being a game of runs. The Bearcats led 13-4 from the jump, trailed by 12 at the half and eventually won 69-58.
- » John Newman III's emphatic dunk with five minutes left kicked off the game-deciding 11-0 run. UC shot 63 percent in the second half and held UCF to 21 percent.
- » UC is 16-5 in the all-time series, with all but one of those matchups coming in the AAC. The outlier was in the Citrus Bowl Classic in 1983, and it was truly a clash of Bearcat legends. The late Chuck Machock was in his first of two years as the Knights' head coach, with this one being their final year of Division II. The UC alum was also an assistant coach in Clifton from 1990-93 and later had a lengthy tenure on the radio team.
- » Eventual UC head coach, and Naismith Memorial Hall of Famer, Bob Huggins served as an assistant on the opposing bench.
- » Jamille Reynolds played his first two years at UCF (2020-22), appearing in 48 games and starting 13, all as a freshman in 2020-21. He scored 16 points in Orlando last year for Temple, his return game.
- » UC starter Viktor Lakhin has missed two-straight games against the Knights. This year's was a late illness scratch.
- » Cincinnati swept the season series last year, with David DeJulius' runner with 0.2 seconds left securing a 73-71 road win in the road thriller.

RESULTS (SINCE 2013-14)

Date	Site	Result
12/30/1983	Orlando	W, 62-48
1/23/2014	Cincinnati	W, 69-51
2/19/2014	Orlando	W, 77-49
3/13/2014	Memphis (AAC)	W, 61-58
1/25/2015	Orlando	W, 56-46
2/25/2015	Cincinnati	W, 83-60
2/9/2016	Orlando	W, 69-51
2/8/2017	Cincinnati	W, 60-50
2/26/2017	Orlando	L, 49-53
1/16/2018	Orlando	W, 49-38
2/6/2018	Highland Heights, Ky.	W, 77-40
2/21/2019	Cincinnati	W, 60-55
3/7/2019	Orlando	L, 55-58
1/11/2020	Orlando	W, 68-54
2/19/2020	Cincinnati	L (2OT), 87-89
12/22/2020	Orlando	L, 70-75
2/14/2021	Cincinnati	W, 69-68
2/23/2022	Orlando	L, 61-75
2/4/2023	Cincinnati	W, 73-64
2/19/2023	Orlando	W, 73-71
1/27/2024	Cincinnati	W, 69-58



CINCINNATI HEAD COACH WES MILLER

THE MILLER FILE

- » **Hometown**
- » Greensboro, N.C.
- » **Alma Mater**
- » North Carolina, 2007

COACHING EXPERIENCE

- » **2008-09: Elon**
Assistant Coach
- » **2009-10: High Point**
Assistant Coach
- » **2010-11: UNC Greensboro**
Assistant Coach
- » **2011: UNC Greensboro**
Interim Head Coach
- » **2011-21: UNC Greensboro**
Head Coach
- » **2021-Present: Cincinnati**
Head Coach

PLAYING EXPERIENCE

- » **2002-03**
James Madison
- » **2004-07**
North Carolina
- » **2007-08**
London Capitals (BBL)
- » **Member of North Carolina's 2004-05 National Championship Team**

Wes Miller was named the 28th University of Cincinnati men's basketball head coach on April 14, 2021 after a decade as the head coach at UNC Greensboro.

Miller earned 217 wins by his 40th birthday, which ranked him 15th all-time and seventh among head coaches after 1970. Five of the names ahead of him are Naismith Memorial Basketball Hall-of-Famers as well. His 41 over his first two years at UC trail only Ed Jucker, who won national titles in 1961 and 1962, for most at the school, and he has won 20-plus games in six of his last seven seasons.

Miller is also one of three Division I head coaches to have an All-Conference guard in every year they have been at the helm (10 years or more). Landers Nolley II produced career-highs in every category en route to First-Team honors, while David DelJulius made the Third-Team for the second-straight year as he finished third nationally in assist-turnover ratio and third in UC single-season history with 192 assists. Cincinnati also broke its three-point records in each of his first two seasons.

Cincinnati's 2022-23 squad claimed its 40th, 20-win season while returning to the postseason with a trip to the NIT Quarterfinals, highlighted by an 81-72 first-round win over Virginia Tech. Cincinnati also improved its league-win total by four games. Miller's squad finished in the top-30 for turnovers for the second-straight season after coming in below 267 the previous two. UC's 77.1 ppg marked its highest since 2001-02 and up 7.7 from Miller's first year.

The 2021-22 season saw Miller become the first UC coach to start his tenure 5-0, and the fifth win was a 71-51 dismantling of No. 14 Illinois in Kansas City. It marked the Bearcats' largest margin-of-victory over a ranked opponent since 2011. David DelJulius earned Third-Team All-AAC honors as well. The team improved in many categories following its 12-11 campaign the year before, including its national rankings in turnovers per game (27 from 267) and field-goal defense (35 from 186) among many others. Not only that, UC set a program record in the fall semester with a 3.484 GPA, seeing nine student-athletes earn Dean's List accolades as well.

"I am incredibly excited to welcome Wes into the Bearcats family," Cunningham said upon Miller's hiring. "He is an extremely dynamic coach and mentor who impressed me with his drive, focus and attention to detail. He's a proven winner as a head coach and was able to rebuild a program and lead a remarkable turnaround at UNCG over the last decade. We cast a very wide net in this search and Wes emerged as the right coach to lead the Bearcats into the future."

Regarded as one of the top young coaches in college basketball, Miller built UNC Greensboro into perennial championship and NCAA Tournament contenders, was named as ESPN.com's No. 1 Coach Under 40 in May 2020 and also was tabbed for The Athletic's 40 Under 40.

Miller's collegiate head coach and mentor Roy Williams had high praise for his former player.

"Wes Miller is one of the most outstanding young coaches in our game and what he did at UNC Greensboro makes me

believe he is THE most outstanding," Williams said. "As a player at North Carolina he came closer to reaching his full potential than any player I've ever coached. His energy, his determination, his intelligence and his care for young people convinces me that he will continue at that level. I am so happy for him and the University of Cincinnati Basketball program and I look forward to being in the stands!"

AT UNCG

- The Spartans all-time winningest head coach, Miller totaled 185 wins in 10 seasons with four Southern Conference Regular-Season Championships. Over the last five years, UNCG has five-straight 20-win seasons, two NCAA Tournament appearances, two NIT appearances, two Southern Conference Tournament Championships, 125 wins and 70-20 record in conference play.
- UNCG won 21 games during the 2020-21 season along with the SoCon regular season and tournament championship and earned its second NCAA Tournament appearance in four years.
- The Spartans won 20 or more games in each of the last five seasons, including a program record 29 in 2018-19. Miller led UNCG to NCAA Tournament appearances in 2017-18 and 2020-21.

AS AN ASSISTANT COACH

- Miller, who also spent the 2010-11 season as an assistant coach at UNCG, also spent two seasons as an assistant coach at Elon and High Point. Miller also ran his own basketball camps in Charlotte and Greensboro for two summers.

PLAYING DAYS

- In three seasons as a player at North Carolina under Coach Williams, Miller helped the Tar Heels to the national championship in 2005, two Atlantic Coast Conference regular-season championships and one ACC Tournament title.
- He was team captain as a senior in 2006-07, leading UNC to 31 wins and the NCAA Elite 8 as well as the ACC regular-season and tournament titles, and a final No. 3 national ranking.
- A fan favorite at UNC, Miller authored a book entitled *The Road to Blue Heaven*, which was published as a diary of his experiences as a North Carolina basketball player.
- In addition to his success on the floor, Miller excelled off the court, earning ACC Academic Honor Roll recognition and the UNC Athletic Director's Scholar Athlete-Award. He earned his degree in political science from North Carolina in 2007.
- Upon his graduation from North Carolina, Miller played one season of professional basketball for the London Capitals of the British Basketball League, where he averaged 19.6 points per game to rank eighth in the league.
- Miller was a prep standout at the New Hampton School in New Hampshire. He earned a scholarship to James Madison University, where he played one season before transferring to North Carolina to become a walk-on for Coach Williams' squad.

MILLER'S YEARLY COACHING RECORD

SEASON	SCHOOL (CONF.)	OVERALL	LEAGUE (FINISH)	LEAGUE TOURNAMENT (RECORD)	POSTSEASON
2011-12	UNC Greensboro (SoCon)	11-11	10-8 (First, North)	Semifinals	
2012-13	UNC Greensboro (SoCon)	9-22	6-12 (Sixth, North)	Quarterfinals	
2013-14	UNC Greensboro (SoCon)	14-18	7-9 (Sixth)	First Round	
2014-15	UNC Greensboro (SoCon)	11-22	6-12 (Ninth)	Quarterfinals	
2015-16	UNC Greensboro (SoCon)	15-19	10-8 (Sixth)	Quarterfinals	CBI Quarterfinals
2016-17	UNC Greensboro (SoCon)	25-10	14-4 (First)	Runner-Up	NIT First Round
2017-18	UNC Greensboro (SoCon)	27-8	15-3 (First)	Champion	NCAA First Round
2018-19	UNC Greensboro (SoCon)	29-7	15-3 (Second)	Runner-Up	NIT Second Round
2019-20	UNC Greensboro (SoCon)	23-9	13-5 (Third)	Quarterfinals	
2020-21	UNC Greensboro (SoCon)	21-9	13-5 (First)	Championship	NCAA First Round
2021-22	Cincinnati (AAC)	18-15	7-11 (Eighth)	Quarterfinals	
2022-23	Cincinnati (AAC)	23-13	11-7 (Fourth)	Semifinals	NIT Quarterfinals
2023-24	Cincinnati (Big 12)	15-9	4-7	--	--
Head Coaching Totals		241-172	131-94		

MILLER'S RECORD AGAINST ALL OPPONENTS

Opponent	Record								
Appalachian State	5-2	Eastern Kentucky	1-0	James Madison	1-0	Norfolk State	1-0	Tulane	1-2
Alabama A&M	1-0	Eastern Michigan	0-1	Johnson & Wales	1-0	North Alabama	1-0	Tulsa	2-1
Arizona	0-1	Elon	2-8	Kansas	0-2	North Carolina	0-3	UCF	3-2
Arkansas	0-1	ETSU	9-8	Kennesaw State	1-0	North Carolina Wesleyan	1-0	UIC	1-0
Ashland	1-0	Eastern Washington	1-0	Kentucky	0-1	Northern Kentucky	2-1	UNC-Asheville	1-1
Averett	1-0	Evansville	1-0	La Salle	1-0	Ohio	0-1	UNC-Wilmington	2-2
Baylor	0-1	Ferrum	1-0	Lees-McRae	1-0	Ohio State	0-1	USC Upstate	1-0
Belmont Abbey	2-0	Florida A&M	1-0	Liberty	2-0	Prairie View A&M	1-0	Utah Valley	0-2
Bryant	3-0	Florida Gulf Coast	1-0	Lipscomb	0-1	Presbyterian	3-2	VCU	0-1
BYU	1-0	Florida State	0-1	Little Rock	1-0	Purdue Fort-Wayne	0-1	Vermont	1-0
Campbell	1-0	Furman	11-9	Longwood	1-1	Radford	2-0	Virginia	0-2
Chaminade	1-0	Georgetown	1-1	Louisiana Tech	2-0	Richmond	0-1	Virginia Tech	2-1
Chattanooga	14-8	Georgia	1-0	Louisville	1-0	Rutgers	0-2	VMI	12-2
Chowan	3-0	Georgia Southern	1-3	LSU	0-1	Samford	17-4	West Virginia	0-1
Citadel	20-2	Georgia Tech	1-0	Mars Hill	2-0	San Diego	0-1	Western Carolina	11-9
Claflin	1-0	Gonzaga	0-1	Memphis	0-4	South Florida	3-1	Wichita State	3-0
College of Charleston	2-1	Greensboro College	4-0	Mercer	11-4	SMU	3-1	William Peace	1-0
Coppin State	1-1	High Point	1-4	Merrimack	1-0	Southeastern Louisiana	1-0	Winston-Salem	1-0
Davidson	0-4	Hofstra	1-0	Miami (FL)	0-1	Southern Wesleyan	1-0	Winthrop	0-1
Dayton	0-1	Houston	0-7	Miami (Ohio)	2-0	Stetson	2-0	Wofford	10-12
Delaware	2-0	Houston Baptist	1-0	Monmouth	0-1	Syracuse	0-1	Xavier	0-3
Detroit Mercy	2-0	Howard	1-0	Montana State	0-1	TCU	1-0	Youngstown State	0-1
Duke	0-1	Illinois	1-0	Navy	1-1	Temple	2-3		
Duquense	0-1	Iowa State	0-1	NJIT	1-0	Tennessee Tech	2-0		
East Carolina	4-5	Indiana	0-1	North Carolina A&T	4-2	Texas	0-1		
		Jacksonville	1-0	North Dakota State	1-0	Texas Tech	1-0		

STARTING BEARCATS

UIC (W)	Thomas	Newman	Lukosius	Lakhin	Oguama
Detroit Mercy (W)	Thomas	Newman	Fredrick	Lakhin	Oguama
Eastern Washington (W)	Thomas	Newman	Fredrick	Lakhin	Oguama
Northern Kentucky (W)	Thomas	Newman	Fredrick	Lakhin	Oguama
Georgia Tech (W)	Thomas	Newman	Fredrick	Lakhin	Oguama
at Howard (W, OT)	Thomas	Newman	Fredrick	Lakhin	Bandaogo
Florida Gulf Coast (W)	Thomas	Newman	Fredrick	Lakhin	Bandaogo
at Xavier (L)	Thomas	Newman	Fredrick	Lakhin	Bandaogo
Bryant (W)	Thomas	Newman	Fredrick	Lakhin	Bandaogo
vs. Dayton (L)	Thomas	Newman	Fredrick	Lakhin	Bandaogo
Merrimack (W)	Thomas	Newman	Lukosius	Lakhin	Oguama
Stetson (W)	Thomas	Newman	Fredrick	Lakhin	Oguama
Evansville (W)	Thomas	Newman	Lukosius	Lakhin	Reynolds
at (12) BYU (W)	Thomas	Skillings	Newman	Lukosius	Lakhin
(25) Texas (L)	Thomas	Newman	Lukosius	Lakhin	Bandaogo
at (14) Baylor (L)	Thomas	Skillings	Newman	Lukosius	Lakhin
(19) TCU (W, OT)	Thomas	Skillings	Newman	Lukosius	Lakhin
(15) Oklahoma (L)	Thomas	Newman	Lukosius	Lakhin	Bandaogo
at (7) Kansas (L)	Thomas	Newman	Lukosius	Lakhin	Bandaogo
UCF (W)	Thomas	Skillings	Newman	Lukosius	Bandaogo
at West Virginia (L)	Thomas	Newman	Lukosius	Lakhin	Bandaogo
at (15) Texas Tech (W)	Thomas	Newman	Lukosius	Lakhin	Bandaogo
(5) Houston (L)	Thomas	Newman	Lukosius	Lakhin	Bandaogo
(10) Iowa State (L)	Thomas	Newman	Lukosius	Lakhin	Bandaogo

RADIO/TELEVISION CHART



DAN SKILLINGS JR.
G • 6-6 • 205 • SO
Blackwood, N.J.



DAY DAY THOMAS
G • 6-0 • 185 • JR
Bishopville, S.C.



JIZZLE JAMES
G • 6-1 • 195 • FR
Orlando, Fla.



RAYVON GRIFFITH
G • 6-7 • 180 • FR
Cincinnati, Ohio



CJ FREDRICK JR.
G • 6-3 • 185 • SR
Cincinnati, Ohio




JOSH REED
G • 6-7 • 220 • SO
Atlanta, Ga.



C.J. ANTHONY
G • 6-0 • 195 • JR
Columbus, Ohio



JAMILLE REYNOLDS
F • 6-11 • 275 • SR
St. Petersburg, Fla.



LANDEN LONG
G • 5-11 • 185 • SR
Mason, Ohio



JOHN NEWMAN III
G • 6-5 • 215 • SR
Greensboro, N.C.




CHASE KIRKWOOD
G • 6-1 • 190 • JR
Phoenix, Md.



VIKTOR LAKHIN
F • 6-11 • 240 • RJR
Anapa, Russia



ODY OGUAMA
F • 6-9 • 225 • JR
Raleigh, N.C.




SIMAS LUKOŠIUS
G • 6-8 • 225 • JR
Kaunas, Lithuania



SAGE TOLENTINO
F • 7-1 • 230 • SO
Kane'ohe, Hawaii



AZIZ BANDAOGO
F • 7-0 • 235 • SR
Dakar, Senegal



WES MILLER
Head Coach
Third Season



CHAD DOLLAR
Assoc. Head Coach
Third Season



ANDRE MORGAN
Assistant Coach
Third Season



DREW ADAMS
Assistant Coach
Second Season



JOSH LOEFFLER
Assistant Coach
First Season



JAKE THELEN
Assistant Coach
Third Season



#0 DAN SKILLINGS JR.

GUARD • 6-6 • 205 • SOPHOMORE • BLACKWOOD, N.J. (ROMAN CATHOLIC HS)

- Cincinnati's leading scorer in overall (12.2 ppg) and Big 12 play (13.4 ppg)
- No. 5 SportsCenter play following Texas game for his driving dunk and-one
- Earned first-career start in win at No. 12 BYU, scoring team's first points as well
- 29 points against Stetson were most by a UC reserve since Tony Bobbitt in 2002; also had 25 against NKU
- Named by Jon Rothstein as one of the nation's 20 under-the-radar breakout players for 2023-24
- Finished with a career-high 20 points in AAC Quarterfinals vs. hometown Temple; team is 15-5 when he hits double-figures for his career (11-5 this year)
- Did not play organized basketball until the ninth grade
- Discovered by Wes Miller as he pulled down three-straight offensive rebounds at an AAU game
- Highest-touted recruit out of Wes Miller's first freshman signing class
- Added 15 lbs to his frame over first summer at UC
- Says defensive improvement for this season is where he jumped the most in offseason, to "help our team the most and our coaches"
- Most talkative and social player on the team, on and off the court
- First-career points came off blocking a shot at the top of the key and taking it down court for a one-handed dunk



2023-24 (SOPHOMORE SEASON)

Opponent	Min	FG-FGA	3FG-FGA	FT-FTA	Off-Def-Tot	PF	A	TO	Blk	Stl	Pts
UIC	28	5-12	0-2	3-4	2-6-8	0	2	0	0	0	13
Detroit Mercy	20	4-10	3-8	0-2	1-7-8	2	2	3	0	0	11
Eastern Washington	27	4-14	1-5	0-2	1-6-7	0	0	1	0	2	9
Northern Kentucky	28	8-12	3-5	6-8	6-3-9	2	1	1	2	0	25
Georgia Tech	21	2-7	0-2	2-2	1-2-3	0	1	0	0	1	6
at Howard	32	6-13	0-3	4-4	4-2-6	2	2	2	0	2	16
Florida Gulf Coast	21	1-7	0-1	1-1	2-10-12	2	4	3	0	0	3
at Xavier	23	1-7	0-2	0-0	3-3-6	2	1	0	1	0	2
Bryant	20	2-8	0-3	7-8	1-3-4	4	1	1	2	0	11
vs. Dayton	23	3-8	0-0	0-1	3-2-5	3	2	0	0	0	6
Merrimack	15	2-4	0-1	1-2	1-2-3	0	1	2	1	1	5
Stetson	26	11-14	4-6	3-4	5-5-10	1	1	1	1	0	29
Evansville	25	4-12	1-4	1-2	3-2-5	1	1	2	0	1	10
at (12) BYU*	20	4-8	1-3	1-1	1-4-5	1	2	1	0	1	10
(25) Texas	22	3-8	0-3	1-1	0-3-3	1	0	2	0	0	7
at (14) Baylor*	33	9-14	4-6	2-3	3-3-6	3	1	0	0	1	24
(19) TCU*	31	5-11	1-3	2-6	2-4-6	0	2	1	2	2	13
(15) Oklahoma	18	0-3	0-2	1-2	1-3-4	3	1	0	0	0	1
at (7) Kansas	31	6-14	3-6	1-2	2-3-5	3	0	3	0	2	16
UCF*	35	8-14	2-6	3-3	2-5-7	3	2	3	1	0	21
at West Virginia	30	6-19	3-9	0-0	2-3-5	2	0	0	0	0	15
at (15) Texas Tech	29	6-14	0-3	2-2	5-2-7	3	2	2	3	1	14
(5) Houston	33	4-11	2-7	3-5	1-2-3	2	1	1	1	1	13
(10) Iowa State	32	4-11	2-4	3-4	4-7-11	2	3	0	2	2	13

SEASON & CAREER STATISTICS

2023-24 SEASON		CAREER
29 vs. Stetson, 12/22/23	Pts	29 vs. Stetson, 12/22/23
11 vs. Stetson, 12/22/23	FG Made	11 vs. Stetson, 12/22/23
19 at West Virginia, 1/31/24	FG Atts	19 at West Virginia, 1/31/24
4, 2x, last at Baylor, 1/13/24	3PT-FG Made	4, 2x, last at Baylor, 1/13/24
9 at West Virginia, 1/31/24	3PT-FG Atts	9 at West Virginia, 1/31/24
7 vs. Bryant, 12/12/23	FT Made	7 vs. Bryant, 12/12/23
8, 2x, last vs. Bryant, 12/12/23	FT Atts	8, 2x, last vs. Bryant, 12/12/23
12 vs. FGCU, 12/3/23	Rebs	13 vs. Bryant, 12/4/22
4 vs. Florida Gulf Coast, 12/3/23	Assts	4 vs. Florida Gulf Coast, 12/3/23
2, 4x, last at Kansas, 1/22/24	Stls	3 vs. La Salle, 12/17/22
3, at Texas Tech, 2/3/24	Blks	3, 2x, last at Texas Tech, 2/3/24
35 vs. UCF, 1/27/24	Mins	35 vs. UCF, 1/27/24

MISCELLANEOUS STATISTICS

CATEGORY	2022-23	2023-24	CAREER
Double-Figure Scoring Games	4	16	20
Double-Figure Rebounding Games	1	3	4
Double-Double Games	1	2	3
20-Point Scoring Games	1	4	5
Games Led UC in Scoring	0	7	7
Games Led UC in Rebounding	1	4	5
Games Led UC in Assists	0	1	1
Games With 3+ Assists	1	1	2
Games With 3+ Blocks	1	1	2
Games With 3+ Steals	1	0	1
Games With 3+ Three-Pointers	2	6	8

CAREER STATISTICS

YEAR	GP-GS	TOTAL			3-PTERS		REBOUNDS									
		MIN-AVG	FG-FGA	PCT	FG-FGA	PCT	FT-FTA	PCT	OFF-DEF-TOT	AVG	PF-FO	AST	TO	BLK	STL	PTS-AVG
2022-23	35-0	510-14.6	71-187	.380	19-74	.257	23-38	.605	32-83-115	3.3	42-0	20	30	15	12	184-5.3
2023-24	24-4	620-25.8	108-255	.424	30-94	.319	47-69	.681	56-92-148	6.2	42-0	33	29	17	17	293-12.2
TOTALS	59-4	1131-19.2	179-442	.405	49-168	.292	70-107	.654	88-175-263	4.5	84-0	53	59	32	29	477-8.1



#1 DAY DAY THOMAS

GUARD • 6-0 • 185 • JUNIOR • BISHOPVILLE, S.C. (KILGORE COLLEGE)

- Team leader in steals; also joined Jizzle James in holding Houston's Jamal Shead to 6-of-25 shooting
- Averaged 18.0 ppg in his third and fourth Big 12 games after 3.5 the first two
- Only Bearcat with double-figure scoring outings in each of first four games
- First to open UC career with four-straight double-figure scoring games since Kyle Washington's eight in 2016-17
- First newcomer to lead UC in scoring of season opener since Sean Kilpatrick in 2010
- No. 4 junior-college prospect by JucoRecruiting.com
- Held one Division I offer (Presbyterian College) out of high school
- Called and committed to UC as team was flying back from SMU road win last year
- Averaged 19.0 ppg, 6.0 rpg and 3.1 apg at Kilgore College last year, including 84.2% free-throw shooting
- Lightning-speed with team-high 2.94 3/4 court sprint time
- Will have adjustment into size and speed from junior college
- Previously played at Lee Central and Ridge View HS in South Carolina



2023-24 (JUNIOR SEASON)

Opponent	Min	FG-FGA	3FG-FGA	FT-FTA	Off-Def-Tot	PF	A	TO	Blk	Stl	Pts
UIC*	26	6-13	1-5	2-5	0-3-3	1	3	2	0	3	15
Detroit Mercy*	20	4-8	2-3	1-2	0-0-0	0	1	0	0	4	11
Eastern Washington*	24	4-11	1-4	2-2	0-4-4	5	5	1	0	0	11
Northern Kentucky*	24	8-11	2-5	2-2	1-2-3	1	2	3	0	1	20
Georgia Tech*	22	4-11	1-7	0-0	0-0-0	2	4	1	1	2	9
at Howard*	25	2-8	0-1	2-2	0-5-5	1	4	3	0	1	6
Florida Gulf Coast*	19	3-7	1-2	0-0	0-1-1	1	4	1	0	4	7
at Xavier*	18	6-10	1-2	2-2	0-0-0	3	2	3	0	1	15
Bryant*	18	3-7	1-1	1-1	0-2-2	3	1	1	0	1	8
vs. Dayton*	25	5-13	1-5	1-2	0-1-1	3	1	1	1	0	12
Merrimack*	27	1-4	1-3	4-4	0-3-3	2	4	1	0	2	7
Stetson*	29	6-12	0-4	5-7	2-2-4	3	1	1	0	1	17
Evansville*	30	2-10	1-4	5-6	1-5-6	0	7	2	2	4	10
at (12) BYU*	28	0-7	0-2	5-6	2-2-4	3	2	7	0	0	5
(25) Texas*	25	1-7	0-0	0-0	1-2-3	1	3	1	0	0	2
at (14) Baylor*	29	6-15	0-5	3-3	0-2-2	1	2	0	0	0	15
(19) TCU*	33	9-17	1-2	2-2	1-3-4	1	6	3	0	3	21
(15) Oklahoma*	28	3-8	0-1	2-3	0-0-0	3	6	2	0	1	8
at (7) Kansas*	23	4-10	0-3	1-1	2-1-3	5	3	1	0	1	9
UCF*	32	3-11	0-4	3-4	0-1-1	0	4	3	0	2	9
at West Virginia*	31	4-13	3-8	1-2	0-1-1	1	4	3	0	3	12
at (15) Texas Tech*	26	3-8	1-3	2-2	0-3-3	2	4	2	2	1	9
(5) Houston*	22	3-7	1-2	0-0	1-1-2	3	0	2	0	0	7
(10) Iowa State*	16	2-5	0-2	0-0	0-0-0	0	0	6	0	2	4

SEASON & CAREER STATISTICS

2023-24 SEASON	CAREER
21 vs. TCU, 1/16/24	Pts 21 vs. TCU, 1/16/24
9 vs. TCU, 1/16/24	FG Made 9 vs. TCU, 1/16/24
17 vs. TCU, 1/16/24	FG Atts 17 vs. TCU, 1/16/24
3 at West Virginia, 1/31/24	3PT-FG Made 3 at West Virginia, 1/31/24
8 at West Virginia, 1/31/24	3PT-FG Atts 8 at West Virginia, 1/31/24
5, 3x, last at BYU, 1/6/24	FT Made 2, 4x, last at Howard, 11/28/23
7 vs. Stetson, 12/22/23	FT Atts 5 vs. UIC, 11/6/23
5 at Howard, 11/28/23	Rebs 5 at Howard, 11/28/23
7 vs. Evansville, 12/29/23	Assts 5 vs. EWU, 11/12/23
4, 3x, last vs. Evansville, 12/29/23	Stls 4, 2x, last vs. FGCU, 12/3/23
2, 2x, last at Texas Tech, 2/3/24	Blks 1 vs. Georgia Tech, 11/22/23
33 vs. TCU, 1/16/24	Mins 33 vs. TCU, 1/16/24

MISCELLANEOUS STATISTICS

CATEGORY	2023-24	CAREER
Double-Figure Scoring Games	11	11
Double-Figure Rebounding Games	0	0
Double-Double Games	0	0
20-Point Scoring Games	2	2
Games Led Team in Scoring	2	2
Games Led Team in Rebounding	0	0
Games Led Team in Assists	10	10
Games With 3+ Assists	14	14
Games With 3+ Blocks	0	0
Games With 3+ Steals	6	6
Games With 3+ Three-Pointers	1	1

CAREER STATISTICS

YEAR	GP-GS	TOTAL			3-PTERS		REBOUNDS			PF-FO	AST	TO	BLK	STL	PTS-AVG	
		MIN-AVG	FG-FGA	PCT	FG-FGA	PCT	FT-FTA	PCTOFF-DEF-TOT	AVG							
2023-24	24-24	599-24.9	92-233	.395	19-78	.244	46-58	.793	11-44-55	2.3	45-2	74	51	6	37	249-10.4
TOTALS	24-24	599-24.9	92-233	.395	19-78	.244	46-58	.793	11-44-55	2.3	45-2	74	51	6	37	249-10.4



#2 JIZZLE JAMES

GUARD • 6-1 • 195 • FRESHMAN • ORLANDO, FLA. (OLYMPIA HS)

- Defense continues to improve; joined Day Day Thomas in holding Houston's Jamal Shead to 6-of-25 shooting
- 16 points against Iowa State's elite defense marked second-most by any freshman on the Cyclones this year
- Top Big 12 scoring performances came against four top-12 Big 12 teams
- Team and career-high 19 points off bench at Xavier
- Six turnovers in first two games (32 minutes), no turnovers in last three games
- Noted for his approach beyond the team practice hours
- No. 52 prospect in his class, including ninth-best point guard
- Son of 11-year NFL running back and Pro Football Hall of Famer Edgerrin James
- Full legal name is Edgerrin James Jr.
- Brother, Eden, is an All-MEAC running back at Howard, including rushing for 177 yards at Northwestern this season



2023-24 (FRESHMAN SEASON)

Opponent	Min	FG-FGA	3FG-FGA	FT-FTA	Off-Def-Tot	PF	A	TO	Blk	Stl	Pts
UIC	14	3-6	0-2	0-0	1-1-2	0	1	2	1	1	6
Detroit Mercy	19	4-6	1-1	4-4	2-0-2	1	3	4	0	0	13
Eastern Washington	16	3-4	1-2	6-7	0-2-2	2	2	0	0	0	13
Northern Kentucky	16	2-10	1-4	0-0	0-2-2	1	4	1	0	0	5
Georgia Tech	15	3-6	1-3	1-2	0-1-1	1	3	1	0	1	8
at Howard	20	4-9	0-1	1-1	1-3-4	1	3	0	1	1	9
Florida Gulf Coast	19	3-6	0-1	3-4	1-4-5	1	4	1	0	0	9
at Xavier	21	7-13	2-3	3-4	0-1-1	2	1	1	1	0	19
Bryant	22	4-10	1-3	2-2	1-1-2	0	3	1	1	1	11
vs. Dayton	21	3-8	1-1	0-0	2-0-2	1	1	1	0	1	7
Merrimack	23	2-6	0-0	0-0	0-3-3	0	2	1	1	2	4
Stetson	14	1-5	0-2	1-2	0-0-0	2	3	0	0	0	3
Evansville	15	1-6	1-3	1-2	1-0-1	1	2	1	0	0	4
at (12) BYU	13	4-7	1-2	3-3	1-2-3	2	1	0	0	0	12
(25) Texas	15	2-5	0-0	0-0	1-0-1	2	2	2	1	1	4
at (14) Baylor	11	1-6	0-1	0-0	0-0-0	0	0	0	0	0	2
(19) TCU	12	0-3	0-1	1-2	0-1-1	2	4	0	0	0	1
(15) Oklahoma	12	2-6	1-2	0-0	0-0-0	0	3	0	0	0	5
at (7) Kansas	18	4-7	0-1	2-2	0-0-0	0	1	3	0	0	10
UCF	11	0-4	0-0	0-0	1-1-2	1	1	1	0	0	0
at West Virginia	12	1-1	0-0	0-0	1-1-2	0	3	0	0	0	2
at (15) Texas Tech	14	3-7	1-2	0-0	0-1-1	2	1	0	0	1	7
(5) Houston	20	3-8	0-0	4-6	0-3-3	0	0	0	1	0	10
(10) Iowa State	25	6-10	4-6	0-0	3-2-5	2	3	5	0	0	16

SEASON & CAREER STATISTICS

2023-24 SEASON

19 at Xavier, 12/9/23	Pts	19 at Xavier, 12/9/23
7 at Xavier, 12/9/23	FG Made	7 at Xavier, 12/9/23
13 at Xavier, 12/9/23	FG Atts	13 at Xavier, 12/9/23
4 vs. Iowa State, 2/13/24	3PT-FG Made	4 vs. Iowa State, 2/13/24
6 vs. Iowa State, 2/13/24	3PT-FG Atts	6 vs. Iowa State, 2/13/24
6 vs. EWU, 11/12/23	FT Made	6 vs. EWU, 11/12/23
7 vs. EWU, 11/12/23	FT Atts	7 vs. EWU, 11/12/23
4 at Howard, 11/28/23	Rebs	4 at Howard, 11/28/23
4, 3x, last vs. TCU, 1/16/24	Assists	4, 2x, last vs. FGCU, 12/3/23
2 vs. Merrimack, 12/19/23	Stls	2 vs. Merrimack, 12/19/23
1, 6x, last vs. Texas, 1/9/24	Blks	1, 6x, last vs. Texas, 1/9/24
23 vs. Merrimack, 12/19/23	Mins	23 vs. Merrimack, 12/19/23

CAREER

MISCELLANEOUS STATISTICS

CATEGORY	2023-24	CAREER
Double-Figure Scoring Games	8	8
Double-Figure Rebounding Games	0	0
Double-Double Games	0	0
20-Point Scoring Games	0	0
Games Led Team in Scoring	2	2
Games Led Team in Rebounding	0	0
Games Led Team in Assists	2	2
Games With 3+ Assists	9	9
Games With 3+ Blocks	0	0
Games With 3+ Steals	0	0
Games With 3+ Three-Pointers	1	1

CAREER STATISTICS

YEAR	GP-GS	MIN-AVG	TOTAL			3-PTERS		FT-FTA	REBOUNDS			PF-FO	AST	TO	BLK	STL	PTS-AVG
			FG-FGA	PCT	FG-FGA	PCT	PCTOFF-DEF-TOT		AVG								
2023-24	24-0	398-16.6	66-159	.415	16-41	.390	32-41	.780	16-29-45	1.9	24-0	51	26	7	9	180-7.5	
TOTALS	24-0	398-16.6	66-159	.415	16-41	.390	32-41	.780	16-29-45	1.9	24-0	51	26	7	9	180-7.5	



#3 RAYVON GRIFFITH

GUARD • 6-7 • 205 • FRESHMAN • CINCINNATI, OHIO (COMPASS PREP)

- Originally attended Taft HS on Cincinnati's West End before moving to Compass Prep in Arizona for senior year
- UC's first commit of his class
- Rated No. 11 small forward and No. 54 overall prospect by 247Sports
- Led Taft to state title as a senior



SEASON & CAREER STATISTICS

2023-24 SEASON	CAREER
--	--
Pts	--
FG Made	--
FG Atts	--
3PT-FG Made	--
3PT-FG Atts	--
FT Made	--
FT Atts	--
Rebs	--
Assts	--
Stls	--
Blks	--
Mins	--

MISCELLANEOUS STATISTICS

CATEGORY	2023-24	CAREER
Double-Figure Scoring Games		0
Double-Figure Rebounding Games		0
Double-Double Games		0
20-Point Scoring Games		0
Games Led Team in Scoring		0
Games Led Team in Rebounding		0
Games Led Team in Assists		0
Games With 3+ Assists		0
Games With 3+ Blocks		0
Games With 3+ Steals		0
Games With 3+ Three-Pointers		0

CAREER STATISTICS

YEAR	GP-GS	MIN-AVG	TOTAL		3-PTERS		REBOUNDS		PF-FO	AST	TO	BLK	STL	PTS-AVG
			FG-FGA	PCT	FG-FGA	PCT	FT-FTA	PCTOFF-DEF-TOT						
2023-24														
TOTALS														



#5 CJ FREDRICK JR.

GUARD • 6-3 • 190 • GRAD • CINCINNATI, OHIO (KENTUCKY)

- Missed 11 of 12 games before playing two minutes against Houston on 2/10
- Brought a 113-52 record into this season between Iowa and Kentucky, including four NCAA appearances (Iowa was top-25 before COVID pause)
- Missed a combined seven games in 2022-23 for hand and rib injuries
- Missed 2021-22 season at Kentucky due to hamstring injury
- Scored in double-figures four times over five-game SEC stretch in 2022-23
- Kentucky was 6-0 when he made 3 or more treys, including three in SEC play, and UC is 5-0 this year when it happens
- Topped the Big Ten with a 46.1% clip (47 of 102) from 3-point range as a true freshman at Iowa in 2019-20
- Attended same high school (Covington Catholic in Ky.) as UC assistant coach Jake Thelen
- Earned 2018 Kentucky Gatorade Player of the Year award among many accolades in high school
- Engaged to Blair Green, a four-year basketball letterwinner at Kentucky who started every game last season



SEASON & CAREER STATISTICS

2023-24 (GRAD/SIXTH SEASON)

Opponent	Min	FG-FGA	3FG-FGA	FT-FTA	Off-Def-Tot	PF	A	TO	Blk	Stl	Pts
UIC	26	4-8	3-6	0-0	0-2-2	2	1	0	1	2	11
Detroit Mercy*	19	5-6	4-5	0-1	0-1-1	1	0	0	0	0	14
Eastern Washington*	24	0-2	0-1	0-0	0-1-1	3	0	1	0	0	0
Northern Kentucky*	25	1-6	1-3	0-0	1-1-2	0	3	0	0	0	3
Georgia Tech*	20	3-6	3-5	2-3	0-2-2	1	1	0	0	0	11
at Howard*	22	0-2	0-2	0-0	1-0-1	2	3	0	0	0	0
Florida Gulf Coast*	26	6-7	5-6	2-3	1-0-1	0	0	0	0	0	19
at Xavier*	21	0-4	0-3	0-0	1-0-1	2	2	1	0	1	0
Bryant*	31	4-8	3-7	3-3	0-2-2	3	1	1	0	1	14
vs. Dayton*	22	2-6	1-4	0-0	0-0-0	3	1	1	0	0	5
Merrimack				DNP							
Stetson	33	2-8	2-7	0-0	0-1-1	1	7	0	0	0	6
Evansville				DNP							
at (12) BYU				DNP							
(25) Texas				DNP							
at (14) Baylor				DNP							
(19) TCU				DNP							
(15) Oklahoma				DNP							
at (7) Kansas				DNP							
UCF				DNP							
at West Virginia				DNP							
at (15) Texas Tech				DNP							
(5) Houston	2	0-0	0-0	0-0	0-0-0	0	0	0	0	0	0
(10) Iowa State	16	1-2	0-1	1-1	0-0-0	1	2	1	0	0	3

2023-24 SEASON	CAREER
19 vs. FGCU, 12/3/23	Pts 23 at Minnesota, 12/25/20
5 vs. Detroit Mercy, 11/10/23	FG Made 8 vs. North Carolina, 12/8/20
8, 2x, last vs. Bryant, 12/12/23	FG Atts 12, 2x, last vs. Texas A&M, 1/21/23
5 vs. FGCU, 12/3/23	3PT-FG Made 5, 4x, last vs. FGCU, 12/3/23
7 vs. Bryant, 12/12/23	3PT-FG Atts 10 vs. Texas A&M, 1/21/23
2 vs. Georgia Tech, 11/22/23	FT Made 6, 3x, last vs. Howard, 11/7/22
3 vs. Georgia Tech, 11/22/23	FT Atts 8 vs. Cincinnati, 12/21/19
2, 2x, last vs. NKU, 11/19/23	Rebs 5 vs. Oral Roberts, 11/15/19
7 vs. Stetson, 12/22/23	Asssts 7 vs. Stetson, 12/22/23
2 vs. UIC, 11/6/23	Stls 4 vs. S.C. State, 11/17/22
1 vs. UIC, 11/6/23	Blks 1, 10x, last vs. UIC, 11/6/23
33 vs. Stetson, 12/22/23	Mins 39 at Minnesota, 12/25/20

MISCELLANEOUS STATISTICS

CATEGORY	19-20	20-21	21-22	22-23	23-24	CAREER
Double-Figure Scoring Games	13	6	-	10	5	34
Double-Figure Rebounding Games	0	0	-	0	0	0
Double-Double Games	0	0	-	0	0	0
20-Point Scoring Games	3	2	-	1	0	6
Games Led UC in Scoring	-	-	-	-	2	2
Games Led UC in Rebounding	-	-	-	-	-	-
Games Led UC in Assists	-	-	-	-	1	1
Games With 3+ Assists	14	7	-	6	3	30
Games With 3+ Blocks	0	0	-	0	0	0
Games With 3+ Steals	0	0	-	1	0	1
Games With 3+ Three-Pointers	6	6	-	6	4	22

CAREER STATISTICS

YEAR	GP-GS	MIN-AVG	TOTAL		3-PTERS		FT-FTA	REBOUNDS			PF-FO	AST	TO	BLK	STL	PTS-AVG
			FG-FGA	PCT	FG-FGA	PCT		PCT	OFF-DEF-TOT	AVG						
2018-19^																
2019-20^	25-25	715-28.6	87-180	.483	47-102	.461	35-44	.795	16-32-48	1.9	43-0	69	32	5	17	256-10.2
2020-21^	27-27	666-24.7	72-152	.474	36-76	.474	23-34	.676	5-24-29	1.1	25-0	52	10	4	10	203-7.5
2021-22&																
2022-23&	27-15	601-22.3	54-154	.351	34-107	.318	22-24	.917	6-15-21	0.8	30-0	41	14	0	14	164-6.1
2023-24	13-10	286-22.0	28-67	.418	22-51	.431	8-11	.727	4-10-14	1.1	17-0	21	5	1	3	86-6.6
TOTALS	92-77	2269-24.7	241-553	.436	139-336	.414	88-113	.779	31-81-112	1.2	115-0	183	61	10	44	709-7.7

^Iowa, &Kentucky



#10 JOSH REED

GUARD • 6-7 • 220 • SOPHOMORE • ATLANTA, GA. (PACE ACADEMY)

- Defensive specialist who led UC with +25 off bench against Evansville, playing most of second half and pulling them from 58 percent shooting to 22 percent in that period
- Career-highs of 12 boards in 25 minutes against Detroit Mercy
- Mother, Chenoah (formerly Turner), led South Fla. in blocked shots in 1989-90
- Graded as top defender in Xavier and Wichita State games, something Wes Miller remarked has been extremely rare for a freshman in his coaching career
- Scored all seven of his Arizona points over final 48 seconds
- Made his collegiate debut at NKU, promptly drawing a three-point play and connecting on a corner three; was potentially going to redshirt
- Expected to see playing time with John Newman III's extended injury leave, combining with Skillings and Hensley around the three-spot
- Member of the Rivals Top 150
- Two-time state champion, arriving on scene early as Freshman of the Year
- Good knack for cuts to the basket with significant three-point capabilities



2023-24 (SOPHOMORE SEASON)

Opponent	Min	FG-FGA	3FG-FGA	FT-FTA	Off-Def-Tot	PF	A	TO	Blk	Stl	Pts
UIC	10	0-1	0-1	0-0	0-0-0	0	0	0	0	0	0
Detroit Mercy	25	2-7	1-4	0-2	5-7-12	1	4	3	0	0	5
Eastern Washington	10	1-2	0-1	0-0	0-0-0	1	0	0	0	1	2
Northern Kentucky	7	1-2	1-1	0-0	0-0-0	2	1	0	0	0	3
Georgia Tech	12	1-3	1-2	0-0	0-1-1	0	0	0	0	0	3
at Howard				DNP							
Florida Gulf Coast	11	2-5	0-2	0-0	3-2-5	0	0	0	0	0	4
at Xavier	0+	0-0	0-0	0-0	0-0-0	0	0	1	0	0	0
Bryant	1	0-0	0-0	2-2	0-1-1	0	1	0	0	0	2
vs. Dayton				DNP							
Merrimack	7	1-2	1-2	0-0	0-4-4	0	0	0	0	0	3
Stetson	10	0-0	0-0	0-0	0-2-2	1	1	0	0	0	0
Evansville	17	2-3	2-3	0-0	1-3-4	4	2	0	1	0	6
at (12) BYU	17	1-2	1-1	0-0	0-1-1	0	0	1	0	2	3
(25) Texas	17	2-3	2-2	0-0	0-2-2	0	1	0	0	0	6
at (14) Baylor	14	0-1	0-1	0-0	0-1-1	0	1	1	0	2	0
(19) TCU	17	1-3	0-2	0-0	0-3-3	0	0	1	0	0	2
(15) Oklahoma	12	0-2	0-2	4-5	0-0-0	2	1	1	0	0	4
at (7) Kansas	7	0-0	0-0	0-0	0-2-2	4	0	0	0	1	0
UCF	10	0-0	0-0	0-0	1-0-1	1	1	1	0	0	0
at West Virginia	9	1-2	0-1	0-0	0-2-2	0	0	0	0	1	2
at (15) Texas Tech	9	0-0	0-0	0-0	0-0-0	4	0	0	0	0	0
(5) Houston	0+	0-0	0-0	0-0	0-0-0	0	0	0	0	0	0
(10) Iowa State	2	0-0	0-0	0-0	0-0-0	2	0	0	0	0	0

SEASON & CAREER STATISTICS

2023-24 SEASON		CAREER
6 vs. Evansville, 12/29/23	Pts	10 vs. Bryant, 12/4/22
2, 3x, last vs. Evansville, 12/29/23	FG Made	4 vs. Bryant, 12/4/22
7 vs. Detroit Mercy, 11/10/23	FG Atts	5, 2x, last vs. Miami, 12/14/22
2, 2x, last vs. Texas, 1/9/24	3PT-FG Made	3 vs. ECU, 1/11/23
4 vs. Detroit Mercy, 11/10/23	3PT-FG Atts	3 vs. ECU, 1/11/23
4 vs. Oklahoma, 1/20/24	FT Made	2 vs. Ohio State, 11/22/22
5 vs. Oklahoma, 1/20/24	FT Atts	2, 2x, last vs. Ohio State, 11/22/22
12 vs. Detroit Mercy, 11/10/23	Rebs	12 vs. Detroit Mercy, 11/10/23
4 vs. Detroit Mercy, 11/10/23	Assts	4 vs. Detroit Mercy, 11/10/23
2, 2x, last at Baylor, 1/13/24	Stls	2, 2x, last at Baylor, 1/13/24
1 vs. Evansville, 12/29/23	Blks	2 vs. Bryant, 12/4/22
25 vs. Detroit Mercy, 11/10/23	Mins	25 vs. Detroit Mercy, 11/10/23

MISCELLANEOUS STATISTICS

CATEGORY	2022-23	2023-24	CAREER
Double-Figure Scoring Games	1	0	1
Double-Figure Rebounding Games	0	1	1
Double-Double Games	0	0	0
20-Point Scoring Games	0	0	0
Games Led Team in Scoring	0	0	0
Games Led Team in Rebounding	1	1	2
Games Led Team in Assists	0	0	0
Games With 3+ Assists	0	1	1
Games With 3+ Blocks	0	0	0
Games With 3+ Steals	0	0	0
Games With 3+ Three-Pointers	1	0	1

CAREER STATISTICS

YEAR	GP-GS	MIN7-AVG	TOTAL		3-PTERS		FT-FTA	REBOUNDS			PF-FO	AST	TO	BLK	STL	PTS-AVG
			FG-FGA	PCT	FG-FGA	PCT		PCT	OFF-DEF-TOT	AVG						
2022-23	29-0	233-8.0	15-44	.341	10-25	.400	3-8	.375	19-30-49	1.7	13-0	7	6	6	2	43-1.5
2023-24	22-0	225-10.2	15-38	.395	9-25	.360	6-9	.667	10-31-41	1.9	22-0	13	9	1	7	45-2.0
TOTALS	51-0	458-9.0	30-82	.366	19-50	.380	9-17	.529	29-61-90	1.8	35-0	20	15	7	9	88-1.7



#11 C.J. ANTHONY

GUARD • 6-0 • 195 • JUNIOR • COLUMBUS, OHIO (PUTNAM SCIENCE ACADEMY)

- Walk-on
- Has earned recognition in offseason for improvement; could see more minutes
- Was only freshman on last season's team

2023-24 (JUNIOR SEASON)

Opponent	Min	FG-FGA	3FG-FGA	FT-FTA	Off-Def-Tot	PF	A	TO	Blk	Stl	Pts
UIC				DNP							
Detroit Mercy	8	2-5	0-1	0-0	2-2-4	1	1	1	0	0	4
Eastern Washington				DNP							
Northern Kentucky	1	0-0	0-0	0-0	0-0-0	0	0	0	0	0	0
Georgia Tech	7	0-3	0-3	3-4	1-1-2	0	1	0	0	0	3
at Howard				DNP							
Florida Gulf Coast	5	2-4	2-4	2-2	0-1-1	0	0	0	0	1	8
at Xavier				DNP							
Bryant	1	0-1	0-0	0-0	0-0-0	0	0	0	0	0	0
vs. Dayton				DNP							
Merrimack				DNP							
Stetson				DNP							
Evansville				DNP							
at (12) BYU				DNP							
(25) Texas				DNP							
at (14) Baylor				DNP							
(19) TCU				DNP							
(15) Oklahoma	0+	0-0	0-0	0-0	0-0-0	0	0	0	0	0	0
at (7) Kansas				DNP							
UCF				DNP							
at West Virginia				DNP							
at (15) Texas Tech				DNP							
(5) Houston				DNP							
(10) Iowa State				DNP							



SEASON & CAREER STATISTICS

2023-24 SEASON			CAREER	
8 vs. FGCU, 12/3/23	Pts		8 vs. FGCU, 12/3/23	
2, 2x, last vs. FGCU, 12/3/23	FG Made	2, 2x, last vs. FGCU, 12/3/23		
5 vs. Detroit Mercy, 11/10/23	FG Atts	5 vs. Detroit Mercy, 11/10/23		
2 vs. FGCU, 12/3/23	3PT-FG Made	2 vs. FGCU, 12/3/23		
4 vs. FGCU, 12/3/23	3PT-FG Atts	4 vs. FGCU, 12/3/23		
3 vs. Georgia Tech, 11/22/23	FT Made	3 vs. Georgia Tech, 11/22/23		
4 vs. Georgia Tech, 11/22/23	FT Atts	4 vs. Georgia Tech, 11/22/23		
4 vs. Detroit Mercy, 11/10/23	Rebs	4 vs. Detroit Mercy, 11/10/23		
1, 2x, last vs. Georgia Tech, 11/22/23	Assts	1, 6x, last vs. Georgia Tech, 11/22/23		
1 vs. FGCU, 12/3/23	Stls	1 vs. FGCU, 12/3/23		
--	Blks	--		
8 vs. Detroit Mercy, 11/10/23	Mins	8 vs. Detroit Mercy, 11/10/23		

MISCELLANEOUS STATISTICS

CATEGORY	2021-22	2022-23	2023-24	CAREER
Double-Figure Scoring Games	0	0	0	0
Double-Figure Rebounding Games	0	0	0	0
Double-Double Games	0	0	0	0
20-Point Scoring Games	0	0	0	0
Games Led Team in Scoring	0	0	0	0
Games Led Team in Rebounding	0	0	0	0
Games Led Team in Assists	0	0	0	0
Games With 3+ Assists	0	0	0	0
Games With 3+ Blocks	0	0	0	0
Games With 3+ Steals	0	0	0	0
Games With 3+ Three-Pointers	0	0	0	0

CAREER STATISTICS

YEAR	GP-GS	MIN-AVG	TOTAL		3-PTERS		FT-FTA	REBOUNDS		PF-FO	AST	TO	BLK	STL	PTS-AVG	
			FG-FGA	PCT	FG-FGA	PCT		PCTOFF-DEF-TOT	AVG							
2021-22	10-0	15-1.5	2-9	.222	1-7	.143	1-4	.250	2-2-4	0.4	0-0	2	1	0	0	6-0.6
2022-23	14-0	26-1.9	2-6	.333	1-4	.250	2-4	.500	0-4-4	0.3	4-0	3	2	0	0	7-0.5
2023-24	6-0	23-3.8	4-13	.308	2-8	.250	5-6	.833	3-4-7	1.2	1-0	2	1	0	1	15-2.5
TOTALS	30-0	64-2.1	8-28	.286	4-19	.211	8-14	.571	5-10-15	0.5	5-0	7	4	0	1	28-0.9



#13 JAMILLE REYNOLDS

FORWARD • 6-11 • 265 • SENIOR • ST. PETERSBURG, FLA. (TEMPLE)

- The Houston home game was one of his best Big 12 performances, and it came in front of several family members sitting behind the bench
- Made season debut vs. Dayton (Dec. 16) following NCAA federal court ruling
- Boasts highest max vert touch on team at 12'4
- Coach Miller refers to him as "one of the best frontcourt passers I've coached"
- Elite body transformation includes cutting 45 pounds following his summer arrival
- Averaged 11.5 ppg on 10-of-14 shooting in two games against Cincinnati
- Also boasted 14.5 ppg and 9.5 rpg in back-to-back outings against Villanova and Vanderbilt
- All three of his college coaches have elite resumes: Johnny Dawkins (UCF) was National Player of the Year at Duke, Aaron McKie played 14 years in the NBA, and Wes Miller won an NCAA title as a player



2023-24 (SENIOR SEASON)

Opponent	Min	FG-FGA	3FG-FGA	FT-FTA	Off-Def-Tot	PF	A	TO	Blk	Stl	Pts
Made Cincinnati debut Dec. 16 vs. Dayton following NCAA ruling											
vs. Dayton	8	1-5	0-0	2-2	1-1-2	0	0	0	0	0	4
Merrimack	14	3-9	0-0	1-3	6-5-11	2	1	3	0	0	7
Stetson	20	5-7	1-1	3-4	2-2-4	2	1	3	0	0	14
Evansville*	18	2-6	0-1	0-0	0-6-6	1	0	0	1	1	4
at (12) BYU	5	0-2	0-0	0-0	0-0-0	1	1	0	0	1	0
(25) Texas	18	5-6	0-1	1-3	1-2-3	2	0	1	2	0	11
at (14) Baylor	21	3-6	0-0	1-4	0-6-6	3	0	2	1	0	7
(19) TCU	8	0-1	0-0	0-0	1-1-2	1	0	1	0	0	0
(15) Oklahoma	13	3-4	0-0	0-0	1-1-2	0	0	1	0	0	6
at (7) Kansas	11	2-4	0-0	2-2	1-2-3	1	0	1	0	0	6
UCF	6	0-1	0-0	0-0	1-1-2	0	0	1	0	0	0
at West Virginia	10	2-4	0-1	0-0	1-2-3	2	1	0	2	0	4
at (15) Texas Tech	10	2-3	0-0	0-0	0-3-3	3	1	0	0	0	4
(5) Houston	19	2-5	0-0	4-6	2-2-4	1	2	1	0	0	8
(10) Iowa State	21	2-4	0-0	1-2	1-5-6	3	0	2	2	0	5

SEASON & CAREER STATISTICS

2023-24 SEASON

14 vs. Stetson, 12/22/23	Pts	21 vs. St. John's, 11/21/22
5, 2x, last vs. Texas, 1/9/24	FG Made	8 vs. St. John's, 11/21/22
9 vs. Merrimack, 12/19/23	FG Atts	12, 2x, last vs. Rutgers, 11/18/22
1 vs. Stetson, 12/22/23	3PT-FG Made	1, 2x, last vs. Stetson, 12/22/23
1, 2x, last vs. Texas, 1/9/24	3PT-FG Atts	1, 3x, last vs. Stetson, 12/22/23
2 vs. Dayton, 12/16/23	FT Made	5, 3x, last vs. Houston, 2/5/23
4, 2x, last at Baylor, 1/13/24	FT Atts	7, 3x, last at Cincinnati, 2/22/23
11 vs. Merrimack, 12/19/23	Rebs	12 vs. Villanova, 11/11/22
1, 3x, last at BYU, 1/6/24	Assts	3 vs. South Florida, 1/25/23
1, 2x, last at BYU, 1/6/24	Stls	2, 5x, last at Tulane, 3/5/23
2, 2x, last at West Virginia, 1/31/24	Blks	5 at Tulane, 3/5/23
21 at Baylor, 1/13/24	Mins	31 vs. Rutgers, 11/18/22


MISCELLANEOUS STATISTICS

CATEGORY	20-21	21-22	22-23	23-24	CAREER
Double-Figure Scoring Games	3	1	12	1	17
Double-Figure Rebounding Games	0	0	1	1	2
Double-Double Games	0	0	1	0	1
20-Point Scoring Games	0	0	1	0	1
Games Led UC in Scoring	-	-	-	-	-
Games Led UC in Rebounding	-	-	-	1	1
Games Led UC in Assists	-	-	-	-	-
Games With 3+ Assists	0	0	1	0	1
Games With 3+ Blocks	1	0	1	0	2
Games With 3+ Steals	0	0	0	0	0
Games With 3+ Three-Pointers	0	0	0	0	0

CAREER STATISTICS

YEAR	GP-GS	TOTAL			3-PTERS		FT-FTA	REBOUNDS			PF-FO	AST	TO	BLK	STL	PTS-AVG
		MIN-AVG	FG-FGA	PCT	FG-FGA	PCT		PCTOFF-DEF-TOT	AVG							
2020-21*	20-13	256-12.8	37-76	.487	0-1	.000	26-35	.743	22-36-58	2.9	36-0	6	30	8	4	100-5.0
2021-22*	25-0	242-9.7	30-61	.492	1-1	1.000	24-37	.649	21-29-50	2.0	31-0	4	21	11	5	85-3.4
2022-23#	22-11	439-19.9	93-154	.604	1-2	.500	35-58	.603	38-80-118	5.4	53-1	15	37	24	8	222-10.1
2023-24	15-1	201-13.4	32-67	.478	1-4	.250	15-26	.577	18-39-57	3.8	22-0	7	16	8	2	80-5.3
TOTALS	82-25	1137-13.9	192-358	.536	3-8	.375	100-156	.641	99-184-283	3.5	142-1	32	104	51	19	487-5.9

*UCF, #Temple



#14 LANDEN LONG

GUARD • 5-11 • 185 • GRAD • MASON, OHIO (OHIO NORTHERN)

- Walk-on; comes to UC following standout four-year career at Ohio Northern
- Pursuing his MBA degree from UC, joining the team in August
- Posted a 35-point scoring effort his junior year against Manchester

2023-24 (GRAD SEASON)

Opponent	Min	FG-FGA	3FG-FGA	FT-FTA	Off-Def-Tot	PF	A	TO	Blk	Stl	Pts
UIC				DNP							
Detroit Mercy	2	0-0	0-0		0-0-0	0	0	0	0	0	0
Eastern Washington				DNP							
Northern Kentucky				DNP							
Georgia Tech	2	0-1	0-0	0-0	0-0-0	0	0	0	0	0	0
at Howard				DNP							
Florida Gulf Coast	2	0-0	0-0	0-0	0-0-0	0	0	0	0	0	0
at Xavier				DNP							
Bryant				DNP							
vs. Dayton				DNP							
Merrimack				DNP							
Stetson				DNP							
Evansville				DNP							
at (12) BYU				DNP							
(25) Texas				DNP							
at (14) Baylor				DNP							
(19) TCU				DNP							
(15) Oklahoma				DNP							
at (7) Kansas				DNP							
UCF				DNP							
at West Virginia				DNP							
at (15) Texas Tech				DNP							
(5) Houston				DNP							
(10) Iowa State				DNP							



SEASON & CAREER STATISTICS

2023-24 SEASON		Career
24 vs. Baldwin-Wallace, 1/15/23	Pts	35 at Manchester, 11/16/21
8, 2× (last vs. Bald.-Wall., 1/15/23)	FG Made	13 at Manchester, 11/16/21
13, 4× (last vs. Otterbein, 1/22/23)	FG Atts	20 at Manchester, 11/16/21
4, 2× (last vs. Otterbein, 1/22/23)	3PT-FG Made	6 at Manchester, 11/16/21
9, 2× (last vs. Marietta, 1/18/23)	3PT-FG Atts	9, 2× (last vs. Marietta, 1/18/23)
6 vs. Otterbein, 1/22/23	FT Made	6 vs. Otterbein, 1/22/23
7 vs. Otterbein, 1/22/23	FT Atts	7 vs. Otterbein, 1/22/23
7 vs. Purdue-Fort Wayne, 11/24/22	Rebs	7 vs. Purdue-Fort Wayne, 11/24/22
4 at Mount Union, 12/7/22	Assts	6 at Buffalo State, 11/19/21
4 at Denison, 11/15/22	Stls	4 at Denison, 11/15/22
--	Blks	1 vs. Heidelberg, 2/20/21
37, 2× (last vs. Bald.-Wall., 1/15/23)	Mins	44 at Buffalo State, 11/19/21

MISCELLANEOUS STATISTICS

CATEGORY	19-20	20-21	21-22	22-23	CAREER
Double-Figure Scoring Games					
Double-Figure Rebounding Games					
Double-Double Games					
20-Point Scoring Games					
Games Led Team in Scoring					
Games Led Team in Rebounding					
Games Led Team in Assists					
Games With 3+ Assists					
Games With 3+ Blocks					
Games With 3+ Steals					
Games With 3+ 3-Pointers					

CAREER STATISTICS

YEAR	GP-GS	MIN-AVG	TOTAL		3-PTERS		FT-FTA	REBOUNDS			PF-FO	AST	TO	BLK	STL	PTS-AVG
			FG-FGA	PCT	FG-FGA	PCT		PCT	OFF-DEF-TOT	AVG						
2019-20*	25-21	739-29.5	93-233	.399	37-127	.291	51-61	.836	11-54-65	2.6	29-0	32	42	0	18	274-11.0
2020-21*	12-12	363-30.2	39-92	.424	17-45	.378	38-46	.826	7-20-27	2.3	15-0	12	18	1	11	133-11.1
2021-22*	23-20	629-27.3	83-190	.437	31-91	.341	25-37	.676	14-44-58	2.5	37-0	48	39	0	16	222-9.7
2022-23*	24-23	595-24.8	93-219	.425	33-85	.388	42-53	.792	10-43-53	2.2	30-1	41	32	0	20	261-10.9
2023-24	3-0	6-2.0	0-1	.000	0-0	.000	0-0	.000	0-0-0	0.0	0-0	0	0	0	0	0-0.0
TOTALS	87-76	2331-26.8	308-735	.419	118-348	.339	156-197	.792	42-161-203	2.3	111-1	133	131	1	65	890-10.2

*Ohio Northern



#15 JOHN NEWMAN III

GUARD • 6-5 • 215 • GRAD STUDENT • GREENSBORO, N.C. (CLEMSON)

- Game-time decision to play at Texas Tech following rib/midsection injury late at West Virginia; scored 11 points and held Pop Isaacs to 5-of-19 shooting in win
- 20 points in OT win over No. 19 TCU were his most as a Bearcat
- Boasts 11.1 FG% increase from last season (2021-22)
- Opened season with posterizing dunks in each of first four games
- Earned master's degree from UC after completing his Clemson studies in three years; one of six active players nationally with his master's degree
- Described by Miller as heart and soul of the team, with his early 2022-23 injury turning out to be a major blow to the team that took a while to overcome
- 2022-23 teammate Landers Nolley, a former rival in the ACC and AAC, said last year "every day I wake up knowing I have to go against him, I know it's gonna be a bad day"
- Named to NABC Honors Court this summer following final season at Clemson
- Suffered injury during 2020 ACC Tournament prior to its COVID cancellation
- Named to NABC Honors Court in summer following final season at Clemson
- Attended Greensboro Day School; has known Wes Miller since seventh grade
- Father played at James Madison; distant cousin, Johnny Newman, played at Richmond and then NBA for 17 years



2023-24 (GRAD/SIXTH SEASON)

Opponent	Min	FG-FGA	3FG-FGA	FT-FTA	Off-Def-Tot	PF	A	TO	Blk	Stl	Pts
UIC*	27	3-5	0-1	0-0	1-2-3	1	1	0	0	2	6
Detroit Mercy*	20	4-7	3-5	2-4	2-6-8	0	3	0	0	0	13
Eastern Washington*	31	3-5	2-2	2-4	1-4-5	4	2	2	0	1	10
Northern Kentucky*	26	4-7	0-1	1-1	0-3-3	1	0	1	1	3	9
Georgia Tech*	21	4-8	1-4	3-4	1-2-3	3	0	1	0	0	12
at Howard*	34	4-7	0-2	3-3	3-3-6	3	2	1	0	1	11
Florida Gulf Coast*	25	3-7	1-1	0-0	1-3-4	2	3	1	0	1	7
at Xavier*	30	7-10	1-2	3-4	3-5-8	3	2	2	0	1	18
Bryant*	23	3-8	0-2	5-6	2-3-5	3	2	1	1	2	11
vs. Dayton*	22	1-7	0-2	2-2	2-3-5	2	2	0	0	2	4
Merrimack*	32	1-5	0-2	0-0	1-5-6	0	2	4	0	3	2
Stetson*	29	1-4	0-2	0-0	1-7-8	4	3	1	0	1	2
Evansville*	30	6-8	2-3	2-2	1-1-2	1	3	2	2	0	16
at (12) BYU*	33	4-6	0-1	0-0	1-4-5	3	1	3	1	3	8
(25) Texas*	30	1-6	1-2	2-3	2-4-6	2	2	4	0	2	5
at (14) Baylor*	34	1-4	0-1	0-0	3-4-7	2	1	0	0	0	2
(19) TCU*	32	8-12	2-3	2-5	2-5-7	2	1	1	0	2	20
(15) Oklahoma*	31	5-9	2-4	2-2	0-5-5	3	1	1	0	3	14
at (7) Kansas*	28	4-8	0-1	3-4	1-1-2	3	0	1	0	1	11
UCF*	35	6-10	0-1	7-9	1-6-7	4	1	2	0	1	19
at West Virginia*	29	3-5	1-2	2-2	4-2-6	1	2	1	0	1	9
at (15) Texas Tech*	33	5-9	1-4	0-0	2-3-5	4	2	1	0	1	11
(5) Houston*	34	3-6	1-2	3-4	4-6-10	2	3	2	0	0	10
(10) Iowa State*	29	0-3	0-1	2-2	3-3-6	3	2	1	0	1	2

SEASON & CAREER STATISTICS

2023-24 SEASON	Career
20 vs. TCU, 1/16/24	Pts 23 vs. Louisville, 2/15/20
8 vs. TCU, 1/16/24	FG Made 7, 2x (last vs. Louisville, 2/15/20)
12 vs. TCU, 1/16/24	FG Atts 13, 2x (last vs. Maryland, 12/9/20)
3 vs. Detroit Mercy, 11/10/23	3PT-FG Made 3, 3x (last at D Mercy, 11/10/23)
5 vs. Detroit Mercy, 11/10/23	3PT-FG Atts 7 vs. Syracuse, 1/28/20
7 vs. UCF, 1/27/24	FT Made 7, 2x, last vs. UCF, 1/27/24
9 vs. UCF, 1/27/24	FT Atts 9 vs. UCF, 1/27/24
10 vs. Houston, 2/10/24	Rebs 10, 2x, last vs. Houston, 2/10/24
3, 2x, last vs. FGCU, 12/3/23	Assts 5, 3x (last vs. ECU, 3/10/22)
3, 3x, last at BYU, 1/6/24	Stls 4, 4x (last vs. ECU, 1/12/22)
1 vs. NKU, 11/19/23	Blks 2, 6x (last at Memphis, 1/9/22)
35 vs. UCF, 1/27/24	Mins 43 at UNC, 1/11/20


MISCELLANEOUS STATISTICS

CATEGORY	18-19	19-20	20-21	21-22	23-24	CAREER
Double-Figure Scoring	0	10	3	9	11	33
Double-Figure Rebounding	0	1	0	0	0	1
Double-Double Games	0	1	0	0	0	1
20-Point Scoring Games	0	1	0	0	1	2
Games Led UC in Scoring				2	1	3
Games Led UC in Rebs				6	6	12
Games Led UC in Assists				4	1	5
Games With 3+ Assists	0	14	3	9	5	31
Games With 3+ Blocks	0	0	0	0	0	0
Games With 3+ Steals	0	3	0	2	4	9
Games With 3+ 3-Pointers	0	1	0	1	1	3

CAREER STATISTICS

YEAR	GP-GS	TOTAL			3-PTERS		FT-FTA	REBOUNDS			AST	TO	BLK	STL	PTS-AVG	
		MIN-AVG	FG-FGA	PCT	FG-FGA	PCT		PCT	OFF-DEF-TOT	AVG						PF-FO
2018-19*	34-1	407-12.0	28-73	.384	19-45	.422	6-11	.545	15-45-60	1.8	31-0	15	19	5	12	71-2.1
2019-20*	31-31	982-31.7	103-234	.440	27-89	.333	61-84	.726	16-106-122	3.9	58-2	68	41	15	31	294-9.5
2020-21*	22-8	342-15.5	31-91	.341	8-32	.250	12-13	.923	11-34-45	2.0	31-0	24	24	3	12	82-3.7
2021-22	32-31	829-25.9	83-205	.405	25-75	.333	29-52	.557	44-90-134	4.2	77-3	54	33	7	32	220-6.7
2022-23	1-0	11-10.6	0-0	.000	0-0	.000	0-0	.000	2-0-2	2.0	1-0	0	1	0	1	0-0.0
2023-24	24-24	697-29.1	84-166	.506	18-51	.353	46-61	.754	42-90-132	5.5	56-0	41	33	5	33	232-9.7
TOTAL	144-95	3266-22.7	329-769	.428	87-275	.316	154-221	.697	130-365-495	3.4	254-5	202	151	35	121	899-6.2

*Clemson



#21 CHASE KIRKWOOD

GUARD • 6-1 • 190 • JUNIOR • PHOENIX, MD. (ARKANSAS)

- Manager and practice player in 2021-22 season
- Took part in team workouts in Summer 2022 and earned walk-on spot
- Attended Arkansas in 2020-21 academic year
- Suffered injury at Arkansas that prevented him from being cleared to be a walk on at UC last season

2023-24 (JUNIOR SEASON)

Opponent	Min	FG-FGA	3FG-FGA	FT-FTA	Off-Def-Tot	PF	A	TO	Blk	Stl	Pts
UIC				DNP							
Detroit Mercy	2	0-0	0-0	0-0	0-0-0	0	0	0	0	0	0
Eastern Washington				DNP							
Northern Kentucky				DNP							
Georgia Tech	2	0-1	0-0	0-0	0-0-0	0	0	0	0	0	0
at Howard				DNP							
Florida Gulf Coast	2	0-0	0-0	0-0	0-0-0	0	0	1	0	0	0
at Xavier				DNP							
Bryant				DNP							
vs. Dayton				DNP							
Merrimack				DNP							
Stetson				DNP							
Evansville				DNP							
at (12) BYU				DNP							
(25) Texas				DNP							
at (14) Baylor				DNP							
(19) TCU				DNP							
at (7) Kansas				DNP							
UCF				DNP							
at West Virginia				DNP							
at (15) Texas Tech				DNP							
(5) Houston				DNP							
(10) Iowa State				DNP							



SEASON & CAREER STATISTICS

2022-23 SEASON	CAREER
--	Pts --
--	FG Made --
1 vs. Bryant, 12/4/22	FG Atts 1 vs. Bryant, 12/4/22
--	3PT-FG Made --
1 vs. Chaminade, 11/7/22	3PT-FG Atts 1 vs. Chaminade, 11/7/22
--	FT Made --
--	FT Atts --
--	Rebs --
--	Assts --
--	Stls --
--	Blks --
3 vs. Chaminade, 11/7/22	Mins 3 vs. Chaminade, 11/7/22

MISCELLANEOUS STATISTICS

CATEGORY	2022-23	CAREER
Double-Figure Scoring Games	0	0
Double-Figure Rebounding Games	0	0
Double-Double Games	0	0
20-Point Scoring Games	0	0
Games Led Team in Scoring	0	0
Games Led Team in Rebounding	0	0
Games Led Team in Assists	0	0
Games With 3+ Assists	0	0
Games With 3+ Blocks	0	0
Games With 3+ Steals	0	0
Games With 3+ Three-Pointers	0	0

CAREER STATISTICS

YEAR	GP-GS	MIN-AVG	TOTAL		3-PTERS		REBOUNDS		PF-FO	AST	TO	BLK	STL	PTS-AVG
			FG-FGA	PCT	FG-FGA	PCT	PCTOFF-DEF-TOT	AVG						
2021-22														
2022-23	9-0	11-1.2	0-2	.000	0-1	.000	0-1	.000	0-0-0	0.0	1-0	0	0	0
2023-24	3-0	6-2.0	0-1	.000	0-0	.000	0-0	.000	0-0-0	0.0	0-0	0	1	0
TOTALS	12-0	15-1.4	0-3	.000	0-1	.000	0-1	.000	0-0-0	0.0	1-0	0	1	0



#30 VIKTOR LAKHIN

FORWARD • 6-11 • 240 • RS JUNIOR • ANAPA, RUSSIA (CSKA-2)

- Despite 1-for-6 shooting at (15) Texas Tech, was awarded "Heart and Hustle" award from coaches following postgame film review on flight home
- Called most superstitious player on the team by his teammates
- Career-high 26 points against EWU marked most by a UC big since Kyle Washington in February 2017
- Back-to-back doubles against EWU (26-11) and NKU (14-14)
- 14 3-pointers this season after just three his first two years
- Tied the AAC tournament individual block record with seven blocks in AAC Quarterfinals vs. Temple.
- 15th nationally, first in AAC, with 61.7 field-goal percentage in 2022-23
- Eight blocks at SMU were most by AAC player since November 2017 as well as sixth-most in UC history (last: Eric Hicks in 2006 vs. Marquette)
- Had 13-straight double-figure scoring games in one 2022-23 stretch
- Had two behind-the-back assists in the 2022-23 season
- Decreased his body fat by 3.5 percent going into 2022-23 season
- Most-improved Bearcat on bench press for 2021-22, adding 10 reps
- Missed first season due to torn meniscus in left knee
- Notes American game is more skill; European game is more thinking



2023-24 (RS JUNIOR SEASON)

Opponent	Min	FG-FGA	3FG-FGA	FT-FTA	Off-Def-Tot	PF	A	TO	Blk	Stl	Pts
UIC*	24	2-8	0-2	3-4	3-5-8	3	1	1	0	2	7
Detroit Mercy*	18	4-7	0-1	0-0	2-3-5	1	4	2	1	1	8
Eastern Washington*	26	9-12	2-3	6-8	5-6-11	2	1	0	1	1	26
Northern Kentucky*	30	6-11	1-3	1-2	6-8-14	0	3	0	0	1	14
Georgia Tech*	22	5-6	5-6	0-0	1-5-6	3	1	1	2	1	15
at Howard*	32	8-14	0-2	3-6	2-4-6	1	0	3	2	1	19
Florida Gulf Coast*	24	8-10	1-1	2-3	4-5-9	2	6	0	1	1	19
at Xavier*	29	8-17	1-7	0-2	4-4-8	3	3	1	0	0	17
Bryant*	23	3-8	0-0	1-2	5-7-12	1	2	4	1	1	7
vs. Dayton*	22	2-9	0-5	0-1	3-4-7	3	1	1	0	0	4
Merrimack*	27	8-14	0-0	2-3	3-4-7	0	3	3	2	0	18
Stetson*	28	6-10	0-0	0-0	5-4-9	4	1	3	1	0	12
Evansville*	30	5-13	0-3	1-2	2-7-9	2	4	1	2	0	11
at (12) BYU*	29	6-11	2-3	3-6	2-5-7	0	2	3	0	1	17
(25) Texas*	27	7-12	1-3	2-5	0-4-4	0	3	1	2	2	17
at (14) Baylor*	24	3-5	0-0	1-2	1-0-1	5	1	2	0	2	7
(19) TCU*	33	5-6	1-2	0-0	2-3-5	1	3	1	2	1	11
(15) Oklahoma*	31	2-7	0-2	1-3	2-5-7	0	1	2	5	0	5
at (7) Kansas*	26	1-6	0-1	5-8	4-4-8	3	2	1	0	0	7
UCF				DNP							
at West Virginia*	18	0-5	0-4	0-0	1-2-3	3	0	4	0	0	0
at (15) Texas Tech*	17	1-6	0-1	2-2	3-1-4	0	1	2	1	1	4
(5) Houston*	13	0-4	0-3	0-0	0-3-3	2	1	0	0	0	0
(10) Iowa State*	9	0-2	0-0	0-0	1-0-1	0	0	0	0	0	0

SEASON & CAREER STATISTICS

2023-24 SEASON

26 vs. EWU, 11/12/23	Pts	26 vs. EWU, 11/12/23
9 vs. EWU, 11/12/23	FG Made	11 vs. Memphis, 1/22/23
17 at Xavier, 12/9/23	FG Atts	17 at Xavier, 12/9/23
5 vs. Georgia Tech, 11/22/23	3PT-FG Made	5 vs. Georgia Tech, 11/22/23
7 at Xavier, 12/9/23	3PT-FG Atts	7 at Xavier, 12/9/23
6 vs. EWU, 11/12/23	FT Made	8 vs. Houston 1/8/23
8 vs. EWU, 11/12/23	FT Atts	10, 2x, vs. Houston 1/8/23
14 vs. NKU, 11/19/23	Rebs	15 vs. Detroit Mercy 12/21/22
6 vs. FGCU, 12/3/23	Assts	6 vs. FGCU, 12/3/23
2, 3x, last at Baylor, 1/13/24	Stls	4 vs. UCF, 2/4/23
5 vs. Oklahoma, 1/20/24	Blks	8 at SMU, 1/14/23
33 vs. TCU, 1/16/24	Mins	34 vs. UCF, 2/4/23

MISCELLANEOUS STATISTICS

CATEGORY	2021-22	2022-23	2023-24	CAREER
Double-Figure Scoring Games	2	21	10	33
Double-Figure Rebounding Games	1	9	3	13
Double-Double Games	1	7	2	10
20-Point Scoring Games	0	2	1	3
Games Led UC in Scoring	0	7	4	11
Games Led UC in Rebounding	3	15	6	24
Games Led UC in Assists	0	0	1	1
Games With 3+ Assists	0	0	7	7
Games With 3+ Blocks	0	3	1	4
Games With 3+ Steals	1	4	0	5
Games With 3+ Three-Pointers	0	0	1	1

CAREER STATISTICS

YEAR	GP-GS	MIN-AVG	TOTAL		3-PTERS		FT-FTA	REBOUNDS		PF-FO	AST	TO	BLK	STL	PTS-AVG	
			FG-FGA	PCT	FG-FGA	PCT		PCTOFF-DEF-TOT	AVG							
2020-21																
2021-22	29-0	317-10.9	50-93	.538	1-7	.143	22-40	.550	38-64-102	3.5	44-1	7	28	9	19	123-4.2
2022-23	33-32	777-23.6	158-256	.617	2-4	.500	65-116	.560	76-158-234	7.1	86-5	17	42	46	39	383-11.6
2023-24	23-23	564-24.5	99-202	.490	14-52	.269	33-59	.559	61-93-154	6.7	39-1	44	34	23	15	245-10.7
TOTAL	85-55	1658-19.5	307-551	.557	17-63	.270	120-215	.558	175-315-490	5.8	169-7	68	104	78	73	751-8.8



#33 ODY OGUAMA

FORWARD • 6-9 • 225 • GRAD • RALEIGH, N.C. (WAKE FOREST)

- Third men's basketball player (out of 33 UC student-athletes since 2001) to earn department's Jean Stephens Memorial Award; honored prior to ISU game
- Cincinnati's Team Defensive Player of the Year winner in 2022-23
- Praised by Wes Miller for selflessness in accepting new reserve role as Aziz Bandaogo made team debut; had started 27-straight games prior
- CSC Academic All-District honoree; also graduated in May 2023
- All six of his 2022-23 double-figure scoring games began with Feb. 7 at Tulane
- Recorded 12 rebounds in AAC Quarterfinals vs. Temple
- Cincinnati is 15-4 when he gets six or more rebounds dating back to last year
- Career-highs in points (16), rebounds (13) and minutes (34) at Tulane after Lakhin injury in first half
- Followed it with 18 points on 9-for-9 shooting against USF, the most makes on perfect shooting by a Bearcat since Jason Maxiell at DePaul in 2002
- Team's Legion of Excellence honoree in 2021-22 for highest GPA
- Made first 2022-23 start at Wichita State, matching career-high of three blocks
- Averaged 12.5 mpg and shot 43.8 percent in November before 20.0 mpg and 67.5 percent for December
- Major energy boost off the bench in the paint in 2021-22
- Earned first UC start against Memphis on Feb. 15, 2022
- Matched career-high 12 rebounds (also 2021 at Miami, Fla.) against EKU, one of three UC players with 12 or more off the bench since 2010-11



2023-24 (GRAD SEASON)

Opponent	Min	FG-FGA	3FG-FGA	FT-FTA	Off-Def-Tot	PF	A	TO	Blk	Stl	Pts
UIC*	21	3-3	0-0	0-0	1-7-8	2	1	1	0	1	6
Detroit Mercy*	21	2-5	0-0	0-0	3-4-7	4	0	0	1	0	4
Eastern Washington*	17	0-2	0-0	3-6	0-4-4	2	0	0	1	1	3
Northern Kentucky*	14	2-3	0-0	0-0	2-1-3	3	0	0	1	1	4
Georgia Tech*	17	1-1	0-0	4-6	2-2-4	2	1	0	0	2	6
at Howard	10	1-1	0-0	0-0	0-0-0	1	1	0	0	0	2
Florida Gulf Coast	19	6-8	1-1	0-0	2-2-4	3	1	3	1	0	13
at Xavier	15	1-2	0-0	1-2	0-1-1	1	0	0	3	0	3
Bryant	15	1-3	0-0	0-0	1-5-6	2	1	1	1	0	2
vs. Dayton	7	1-2	0-0	0-0	1-1-2	0	0	0	0	0	0
Merrimack*	21	3-7	0-1	2-5	1-2-3	2	0	1	1	0	8
Stetson*	12	0-2	0-0	0-0	1-1-2	1	1	0	1	0	0
Evansville	5	0-2	0-0	0-0	2-1-3	1	0	0	0	0	0
at (12) BYU	3	0-2	0-0	0-0	1-1-2	1	0	0	0	0	0
(25) Texas	2	1-1	0-0	0-0	0-0-0	0	0	0	0	0	2
at (14) Baylor	3	0-0	0-0	0-0	0-0-0	0	0	0	0	0	0
(19) TCU	2	0-0	0-0	0-0	0-0-0	2	0	1	0	0	0
(15) Oklahoma				DNP							
at (7) Kansas				DNP							
UCF	11	2-3	0-0	0-0	3-3-6	0	0	0	1	0	4
at West Virginia	1	2-2	0-0	0-0	1-0-1	0	0	0	1	0	4
at (15) Texas Tech				DNP							
(5) Houston	2	0-0	0-0	0-0	0-0-0	0	0	0	0	0	0
(10) Iowa State				DNP							

SEASON & CAREER STATISTICS

2023-24 SEASON		Career
13 vs. FGCU, 12/3/23	Pts	18 vs. South Florida, 2/11/23
6 vs. FGCU, 12/3/23	FG Made	9 vs. South Florida, 2/11/23
8 vs. FGCU, 12/3/23	FG Atts	12 at Notre Dame, 2/2/21
1 vs. FGCU, 12/3/23	3PT-FG Made	1, 2x, last vs. FGCU, 12/3/23
1 vs. FGCU, 12/3/23	3PT-FG Atts	1, 2x, last vs. FGCU, 12/3/23
4 vs. Georgia Tech, 11/22/23	FT Made	5, 2x, last vs. FAMU, 12/14/21
6, 2x, last vs. Ga. Tech, 11/22/23	FT Atts	8 vs. Boston College, 1/19/20
8 vs. UIC, 11/6/23	Rebs	13 at Tulane, 2/7/23
1, 5x, last vs. Bryant, 12/12/23	Assists	2, 3x, last vs. EKU, 11/13/22
2 vs. Georgia Tech, 11/22/23	Stls	3 vs. Bryant, 12/5/21
3 at Xavier, 12/9/23	Blks	3, 6x, last at Xavier, 12/9/23
21 vs. UIC, 11/6/23	Mins	34 at Tulane, 2/7/23

MISCELLANEOUS STATISTICS

CATEGORY	19-20	20-21	21-22	22-23	23-24	CAREER
Double-Figure Scoring Games	2	6	2	6	0	16
Double-Figure Rebounding Games	1	3	2	5	0	11
Double-Double Games	1	1	0	2	0	4
20-Point Scoring Games	0	0	0	0	0	0
Games Led UC in Scoring				0	1	1
Games Led UC in Rebounding				7	7	15
Games Led UC in Assists				1	0	1
Games With 3+ Assists	0	0	0	0	0	0
Games With 3+ Blocks	3	0	1	1	1	6
Games With 3+ Steals	0	0	1	0	0	1
Games With 3+ 3-Pointers	0	0	0	0	0	0

CAREER STATISTICS

YEAR	GP-GS	TOTAL			3-PTERS		REBOUNDS									PTS-AVG
		MIN-AVG	FG-FGA	PCT	FG-FGA	PCT	FT-FTA	PCT	OFF-DEF-TOT	AVG	PF-FO	AST	TO	BLK	STL	
2019-20*	31-24	461-14.9	31-57	.544	0-0	.000	29-43	.674	47-73-120	3.9	84-3	3	25	24	9	91-2.9
2020-21*	20-18	440-22.0	53-114	.465	0-0	.000	45-67	.672	47-61-108	5.4	55-2	8	25	7	8	151-7.6
2021-22	33-1	450-13.6	52-110	.473	1-4	.250	35-62	.565	55-82-137	4.2	68-2	12	18	12	12	140-4.2
2022-23	36-21	741-20.6	83-144	.576	0-0	.000	31-56	.554	81-114-195	5.4	99-2	17	31	12	13	197-5.5
2023-24	20-7	220-11.0	26-49	.531	1-2	.500	10-19	.526	21-35-56	2.8	27-0	5	7	12	5	63-3.2
TOTALS	140-71	2312-16.5	245-474	.517	2-6	.333	150-247	.607	251-365-616	4.4	333-9	45	106	67	47	642-4.6

*Wake Forest



#41 SIMAS LUKOŠIUS

GUARD • 6-8 • 225 • JUNIOR • KAUNAS, LITHUANIA (BUTLER)

- Pull-up from inside the elbow with 21 seconds left was the game-winner at No. 15 Texas Tech
- Had 13 points in the first half against #15 Oklahoma
- Missed FGCU game after being hit by a car three days prior; also suffered ankle injury on opposite leg in overtime at Howard
- Started last 3 games; only other one was season opener
- Has ability to serve as third point guard behind Day Day Thomas and Jizzle James with his vision for passing lanes
- Season, and still-career-high, scoring output as a freshman was 27 against Xavier in the 2022 Big East Tournament, scoring 12 alone in overtime
- Scored career-high 28 against Villanova as a sophomore on 5-of-8 deep shooting and 23 in season finale vs. St. John's
- Posted streak of 13-straight made free-throws as sophomore
- Father, Mindaugas, is a professional basketball coach who has experience leading teams in Kuwait, Lithuania, Russia, Lebanon, Germany, and Bahrain
- Dual citizen of Lithuania and Germany; has lived in all the above countries



2023-24 (JUNIOR SEASON)

Opponent	Min	FG-FGA	3FG-FGA	FT-FTA	Off-Def-Tot	PF	A	TO	Blk	Stl	Pts
UIC*	24	2-11	1-6	0-0	1-3-4	0	2	2	0	0	5
Detroit Mercy	20	4-8	2-5	0-0	0-1-1	1	5	0	0	0	10
Eastern Washington	26	4-8	1-3	2-2	0-2-2	0	4	2	0	0	11
Northern Kentucky	28	3-8	1-5	0-0	1-3-4	0	7	0	0	0	7
Georgia Tech	16	3-5	2-3	0-0	0-1-1	1	4	2	0	0	8
at Howard	28	4-9	3-7	0-0	1-2-3	1	0	0	0	1	11
Florida Gulf Coast					DNP						
at Xavier	16	1-9	0-4	0-0	0-3-3	1	3	1	0	0	2
Bryant	24	3-5	1-1	0-1	1-4-5	1	2	3	0	0	7
vs. Dayton	22	5-10	3-8	1-2	0-1-1	2	2	1	1	0	14
Merrimack*	34	3-4	3-3	2-2	0-2-2	1	3	3	0	0	11
Stetson					DNP						
Evansville*	29	5-9	5-8	0-1	1-5-6	1	3	3	0	1	15
at (12) BYU*	29	0-4	0-2	4-4	0-4-4	0	3	4	0	0	4
(25) Texas*	29	7-10	3-6	2-2	0-2-2	0	4	3	0	0	19
at (14) Baylor*	32	1-10	0-7	0-0	1-2-3	2	5	2	0	2	2
(19) TCU*	30	2-6	1-3	2-2	0-0-0	1	1	3	0	0	7
(15) Oklahoma*	31	5-14	4-12	3-5	2-4-6	1	0	1	0	0	17
at (7) Kansas	27	1-9	0-6	2-2	1-2-3	2	1	2	1	1	4
UCF*	34	2-5	1-3	2-3	0-3-3	2	6	1	1	0	7
at West Virginia*	34	4-10	2-7	3-4	2-4-6	4	2	2	0	2	13
at (15) Texas Tech*	35	6-12	4-7	0-0	1-3-4	0	2	5	0	2	16
(5) Houston*	34	2-7	2-6	0-0	0-5-5	2	1	1	0	0	6
(10) Iowa State*	31	4-12	3-9	4-4	0-1-1	0	1	2	0	1	15

SEASON & CAREER STATISTICS

2023-24 SEASON	CAREER
19 vs. Texas, 1/9/24	Pts 28 vs. Villanova, 1/13/23
7 vs. Texas, 1/9/24	FG Made 9 vs. Villanova, 1/13/23
14 vs. Oklahoma, 1/20/24	FG Atts 18 at DePaul, 2/22/23
5 vs. Evansville, 12/29/23	3PT-FG Made 5, 2x, last vs. E'ville, 12/29/23
12 vs. Oklahoma, 1/20/24	3PT-FG Atts 12 vs. Oklahoma, 1/20/24
4 at BYU, 1/6/24	FT Made 11 vs. Xavier, 3/9/22
5 vs. Oklahoma, 1/20/24	FT Atts 13 vs. Xavier, 3/9/22
6 vs. Evansville, 12/29/23	Rebs 9 vs. The Citadel, 11/19/22
7 vs. NKU, 11/19/23	Assts 7, 3x, last vs. NKU, 11/19/23
2, 2x, last at Texas Tech, 2/3/24	Stls 3, 4x (last vs. St. John's, 3/8/23)
1 vs. Dayton, 12/16/23	Blks 1, 6x, last vs. Dayton, 12/16/23
35 at Texas Tech, 2/3/24	Mins 40, 3x (last at Xavier, 3/4/23)

MISCELLANEOUS STATISTICS

CATEGORY	2021-22	2022-23	2023-24	CAREER
Double-Figure Scoring Games	7	20	11	38
Double-Figure Rebounding Games	0	0	0	0
Double-Double Games	0	0	0	0
20-Point Scoring Games	1	1	0	1
Games Led UC in Scoring	-	-	4	4
Games Led UC in Rebounding	-	-	1	1
Games Led UC in Assists	-	-	8	8
Games With 3+ Assists	2	18	11	31
Games With 3+ Blocks	1	0	0	0
Games With 3+ Steals	0	1	0	1
Games With 3+ 3-Pointers	3	3	8	14

CAREER STATISTICS

YEAR	GP-GS	TOTAL			3-PTS		FT-FTA	REBOUNDS			PF-FO	AST	TO	BLK	STL	PTS-AVG
		MIN-AVG	FG-FGA	PCT	FG-FGA	PCT		PCTOFF-DEF-TOT	AVG							
2021-22^	32-4	695-21.7	66-175	.377	30-105	.286	57-64	.891	15-92-107	3.3	46-1	39	50	2	10	219-6.8
2022-23^	32-32	1067-33.3	132-310	.426	59-156	.378	48-60	.800	21-108-129	4.0	48-0	92	63	3	32	371-11.6
2023-24	22-14	613-27.9	71-185	.384	42-121	.347	27-34	.794	12-57-69	3.1	23-0	62	43	3	10	211-9.6
TOTAL	86-50	2375-27.6	269-670	.401	131-382	.343	132-158	.835	48-257-305	3.5	117-1	193	156	8	52	801-9.3

^Butler



#44 SAGE TOLENTINO

FORWARD • 7-1 • 230 • RS FRESHMAN • KANE'OHE, HAWAII (HAMILTON, OH, HS)

- Tied for tallest player in UC history, including Hayden Koval in 2021-22
- Moved to Hamilton, Ohio, for his final year of high school
- Hawaii HS sports were canceled for the 2020-21 season due to COVID
- Four-star prospect who was initially committed to Auburn
- Was able to train and work out at UC, but not with the team, as a senior
- Has gained 15 lbs since joining the Monster Factory



2023-24 (RS FRESHMAN SEASON)

Opponent	Min	FG-FGA	3FG-FGA	FT-FTA	Off-Def-Tot	PF	A	TO	Blk	Stl	Pts
UIC				DNP							
Detroit Mercy	5	0-2	0-1	0-0	0-1-1	1	0	0	0	0	0
Eastern Washington				DNP							
Northern Kentucky				DNP							
Georgia Tech				DNP							
at Howard				DNP							
Florida Gulf Coast				DNP							
at Xavier				DNP							
Bryant				DNP							
vs. Dayton				DNP							
Merrimack				DNP							
Stetson				DNP							
Evansville				DNP							
at (12) BYU				DNP							
(25) Texas				DNP							
at (14) Baylor				DNP							
(19) TCU				DNP							
(15) Oklahoma				DNP							
at (7) Kansas				DNP							
UCF				DNP							
at West Virginia				DNP							
at (15) Texas Tech				DNP							
(5) Houston				DNP							
(10) Iowa State				DNP							

SEASON & CAREER STATISTICS

2023-24 SEASON

--	Pts	4 vs. Bryant, 12/4/22
--	FG Made	2 vs. Bryant, 12/4/22
2 vs. Detroit Mercy, 11/10/23	FG Atts	2, 2x, last vs. Det. Mercy, 11/10/23
--	3PT-FG Made	--
1 vs. Detroit Mercy, 11/10/23	3PT-FG Atts	--
--	FT Made	1 vs. Miami (OH), 12/14/22
--	FT Atts	2 vs. Miami (OH), 12/14/22
1 vs. Detroit Mercy, 11/10/23	Rebs	2 vs. Bryant, 12/4/22
--	Assts	--
--	Stls	--
--	Blks	--
5, vs. Detroit Mercy, 11/10/23	Mins	5, 2x, last vs. Detroit Mercy, 11/10/23

CAREER

MISCELLANEOUS STATISTICS

CATEGORY	2022-23	CAREER
Double-Figure Scoring Games		0
Double-Figure Rebounding Games		0
Double-Double Games		0
20-Point Scoring Games		0
Games Led Team in Scoring		0
Games Led Team in Rebounding		0
Games Led Team in Assists		0
Games With 3+ Assists		0
Games With 3+ Blocks		0
Games With 3+ Steals		0
Games With 3+ Three-Pointers		0

CAREER STATISTICS

YEAR	GP-GS	MIN-AVG	TOTAL		3-PTERS		FT-FTA	REBOUNDS			PF-FO	AST	TO	BLK	STL	PTS-AVG
			FG-FGA	PCT	FG-FGA	PCT		PCTOFF-DEF-TOT	AVG							
2022-23	2-0	9-4.3	2-2	1.000	0-0	.000	1-2	.500	1-1-2	1.0	1-0	0	0	0	0	5-2.5
2023-24	1-0	5-5.1	0-2	.000	0-1	.000	0-0	.000	0-1-1	1.0	1-0	0	0	0	0	0-0.0
TOTALS	3-0	14-4.5	2-4	.500	0-1	.000	1-2	.500	1-2-3	1.0	2-0	0	0	0	0	5-1.7



#55 AZIZ BANDAOGO

CENTER • 7-0 • 235 • SENIOR • DAKAR, SENEGAL (UTAH VALLEY)

- Collected fourth double-double in #15 Texas Tech win (10 points, 10 rebounds)
- Game-high +12 in box score in win over #9 TCU
- Game-time decision at #12 BYU and gave 12 points and 11 rebounds, as well as a 3-pointer in the road win
- First Bearcat since Tre Scott (Feb. 2020) to record three-straight double-doubles
- Matched career-high with 17 rebounds against Bryant, the most by a Bearcat since Tre Scott's 21 against UCF in February 2020
- Made explosive debut against Georgia Tech off the bench, blocking a shot, slamming an alley-oop and helping force a shot clock violation in his first three minutes
- Blocked two shots in final first-half possession against FGCU
- No. 16 transfer addition by ESPN's Jeff Borzello in June 2023
- WAC Defensive Player of the Year at Utah Valley, helping the Wolverines to school-record 28 wins and NIT Final Four appearance
- Averaged 11.4 points and 10.5 rebounds per game (10th nationally in boards)
- Ranked third in blocks (106) and ninth in double-doubles (17)
- Had 15 points and 12 rebounds against Cincinnati in NIT Quarterfinal
- Had two 17-rebound games, including at Wake Forest
- Scored in double-figures 27 times, led by career-high 23 against Seattle
- UVU also earned road wins over BYU, Oregon, Colorado and New Mexico
- Joined NBA Academy Africa in Fall 2018 and took part in NCAA's Next Generation Sunday event at the 2019 Men's Final Four, where he participated in life-skills sessions and competed in exhibition games against his peers from around the world while experiencing aspects of the Final Four from a player's perspective.



SEASON & CAREER STATISTICS

2023-24 (SENIOR SEASON)

Opponent	Min	FG-FGA	3FG-FGA	FT-FTA	Off-Def-Tot	PF	A	TO	Blk	Stl	Pts
Made debut on Nov. 22 after NCAA transfer clearance											
Georgia Tech	21	3-4	0-0	2-3	1-8-9	2	1	0	1	0	8
at Howard*	22	4-5	0-0	4-5	3-2-5	2	0	1	0	0	12
Florida Gulf Coast*	24	5-8	0-0	0-0	0-1-1	0	1	0	2	1	10
at Xavier*	26	1-2	0-0	1-2	2-8-10	4	1	1	2	1	3
Bryant*	24	2-4	0-0	8-12	3-14-17	2	1	2	4	0	12
vs. Dayton*	28	4-5	0-0	2-6	6-6-12	2	1	1	1	0	10
Merrimack				DNP							
Stetson				DNP							
Evansville				DNP							
at (12) BYU	22	4-5	1-1	3-4	0-11-11	3	1	0	1	0	12
(25) Texas*	16	0-3	0-0	0-1	2-3-5	2	2	0	0	1	0
at (14) Baylor				DNP							
(19) TCU	27	2-2	0-0	2-4	1-5-6	5	0	3	2	0	6
(15) Oklahoma*	24	2-4	0-1	1-2	2-3-5	3	2	0	2	1	5
at (7) Kansas*	29	2-3	0-0	2-2	3-8-11	2	0	4	1	0	6
UCF*	27	3-4	0-0	2-6	3-4-7	1	0	0	0	0	8
at West Virginia*	27	2-5	0-0	0-0	3-6-9	5	0	0	2	1	4
at (15) Texas Tech*	27	3-6	0-0	4-4	5-5-10	0	0	1	2	0	10
(5) Houston*	21	2-3	0-0	4-4	0-1-1	1	0	1	1	1	8
(10) Iowa State*	20	0-1	0-0	1-4	3-4-7	1	0	4	1	0	1

2023-24 SEASON

12, 3x, last at BYU, 1/6/24	Pts	23 vs. Seattle, 1/14/23
5 vs. FGCU, 12/3/23	FG Made	9 vs. Seattle, 1/14/23
8 vs. FGCU, 12/3/23	FG Atts	14 at Seattle, 2/18/23
--	3PT-FG Made	2, 2x (last at BYU, 12/7/22)
--	3PT-FG Atts	2, 2x (last at BYU, 12/7/22)
8 vs. Bryant, 12/12/23	FT Made	9 at Tarleton State, 2/23/23
12 vs. Bryant, 12/12/23	FT Atts	12 vs. Bryant, 12/12/23
17 vs. Bryant, 12/12/23	Rebs	17, 3x, last vs. Bryant, 12/12/23
2 vs. Texas, 1/9/24	Assts	7 vs. Seattle, 1/14/23
1, 2x, last at Xavier, 12/9/23	Stls	2, 7x (last vs. SFA, 3/3/23)
4 vs. Bryant, 12/12/23	Blks	6, 2x (last vs. So. Utah, 3/10/23)
26 at Xavier, 12/9/23	Mins	38 at Northern Arizona, 12/10/22

MISCELLANEOUS STATISTICS

CATEGORY	20-21	21-22	22-23	23-24	CAREER
Double-Figure Scoring Games	0	2	27	5	34
Double-Figure Rebounding Games	0	0	23	5	28
Double-Double Games	0	0	17	4	21
20-Point Scoring Games	-	-	1	0	1
Games Led UC in Scoring	-	-	-	0	-
Games Led UC in Rebounding	-	-	-	9	9
Games Led UC in Assists	-	-	-	0	-
Games With 3+ Assists	0	1	5	0	6
Games With 3+ Blocks	0	3	22	1	26
Games With 3+ Steals	0	2	5	0	7
Games With 3+ Three-Pointers	0	0	0	0	0

CAREER STATISTICS

YEAR	GP-GS	TOTAL			3-PTERS		REBOUNDS					PF-FO	AST	TO	BLK	STL	PTS-AVG
		MIN-AVG	FG-FGA	PCT	FG-FGA	PCT	FT-FTA	PCT	OFF-DEF-TOT	AVG							
2020-21*	7-0	15-2.1	1-3	.333	0-0	.000	5-8	.625	2-3-5	0.7	3-0	0	0	2	0	7-1.0	
2021-22*	33-5	396-12.0	39-80	.488	0-0	.000	29-60	.483	29-79-108	3.3	47-1	11	25	40	7	107-3.2	
2022-23#	37-37	1088-29.4	162-270	.600	5-15	.333	98-154	.636	103-280-383	10.4	81-0	44	59	106	20	427-11.5	
2023-24	16-13	383-24.0	39-64	.609	1-2	.500	36-59	.610	37-89-126	7.9	35-2	10	18	22	7	115-7.2	
Total	93-55	1882-20.2	241-417	.578	6-17	.353	168-281	.598	171-452-622	6.7	166-3	65	102	170	34	656-7.1	

* Akron; # Utah Valley

THE POLLS

ASSOCIATED PRESS (Week 15)

Rk.	Team	Pts.
1.	UConn (45)	1509
2.	Purdue (16)	1480
3.	Houston	1386
4.	Marquette	1273
5.	Arizona	1241
6.	Kansas	1227
7.	North Carolina	1216
8.	Tennessee	1033
9.	Duke	1025
10.	Iowa State	969
11.	South Carolina	921
12.	Baylor	811
13.	Auburn	799
14.	Illinois	728
15.	Alabama	618
16.	Dayton	425
17.	Creighton	410
18.	Saint Mary's	296
19.	BYU	294
20.	Wisconsin	249
21.	Virginia	218
22.	Kentucky	217
23.	Indiana State	209
24.	Florida Atlantic	206
25.	Oklahoma	178

USA TODAY COACHES (Week 15)

Rk.	Team	Pts.
1.	UConn (24)	792
2.	Purdue (8)	776
3.	Houston	722
4.	Marquette	647
5.	North Carolina	643
6.	Arizona	642
7.	Kansas	635
8.	Duke	529
9.	Tennessee	524
10.	Iowa State	510
11.	South Carolina	475
12.	Auburn	421
13.	Baylor	402
14.	Illinois	356
15.	Alabama	337
16.	Creighton	242
17.	BYU	202
18.	Dayton	195
19.	Saint Mary's	185
20.	Kentucky	136
21.	Wisconsin	117
	Oklahoma	117
23.	Virginia	109
24.	Indiana State	106
25.	Colorado State	96

OTHERS RECEIVING VOTES:

Utah State 160, Colorado State 145, **Texas Tech III**, San Diego State 84, Washington State 82, Nevada 57, Clemson 57, Gonzaga 50, New Mexico 27, Florida 19, Michigan State 17, Texas A&M 16, Grand Canyon 13, Ole Miss 12, **TCU 10**, **Texas 9**, Memphis 8, South Florida 7, Northwestern 2, UNC Wilmington 1

OTHERS RECEIVING VOTES:

Utah State 94, **Texas Tech 89**, Florida Atlantic 63, Clemson 38, Gonzaga 35, San Diego State 34, Nevada 27, **TCU 20**, Washington State 18, Grand Canyon 13, Texas A&M 9, New Mexico 8, Florida 8, Northwestern 6, South Florida 5, VCU 4, Wake Forest 4, Michigan State 4, James Madison 3, Appalachian State 1, Richmond 1

CINCINNATI AGAINST RANKED TEAMS

OPPONENT	SCORE	DATE
at (25) UCF	L, 55-58	3/7/19
(12) Houston	L, 69-85	3/10/19
vs. (11) Houston (AAC)	W, 69-57	3/17/19
at (18) Ohio State	L, 56-64	11/6/19
(21) Tennessee	W, 78-66	12/18/19
at (22) Memphis	L, 49-60	1/16/20
(21) Houston	W, 64-62	2/1/20
at (25) Houston	L, 55-68	3/1/20
at (12) Tennessee	L, 56-65	12/12/20
at (6) Houston	L, 52-90	2/21/21
vs. (7) Houston (AAC)	L, 54-91	3/14/21
vs. (14) Illinois	W, 71-51	11/22/21
vs. (12) Arkansas	L, 67-73	11/23/21
(6) Houston	L, 58-80	2/6/22
at (14) Houston	L, 53-71	3/1/22
vs. (18) Houston	L, 56-69	3/11/22
vs. (14) Arizona	L, 93-101	11/21/22
(2) Houston	L, 59-72	1/8/23
at (3) Houston	L, 69-75	1/28/23
vs. (1) Houston	L, 48-69	3/11/23
at (12) BYU	W, 71-60	1/6/24
(25) Texas	L, 73-74	1/9/24
at (14) Baylor	L, 59-62	1/13/24
(19) TCU	W, 81-77 (OT)	1/16/24
(15) Oklahoma	L, 65-69	1/20/24
at (7) Kansas	L, 69-74	1/22/24
at (15) Texas Tech	W, 75-72	2/3/24
(5) Houston	L, 62-67	2/10/24
(10) Iowa State	L, 59-68	2/13/24

Overall: 144-227

Top-10 Opponents: 47-122

Vs. Ranked Teams in Fifth Third Arena: 34-34

BIG 12 CONFERENCE

2023-24 PRESEASON STANDINGS

1.	Kansas (12)	168
2.	Houston (2)	153
3.	Texas	143
4.	Baylor	137
5.	TCU	113
6.	Kansas State	106
7.	Iowa State	95
8.	Texas Tech	80
9.	West Virginia	70
10.	Oklahoma State	57
11.	Cincinnati	55
12.	Oklahoma	54
13.	BYU	29
14.	UCF	14

Preseason All-Conference Team

L.J. Cryer, Houston, G
Hunter Dickinson, Kansas, C
Dejuan Harris Jr., Kansas, G
Emanuel Miller, TCU, F
Max Abmas, Texas, Gr.

Preseason Honorable Mention

Jalen Bridges (Baylor), Rayl Dennis (Baylor), Ja'Kobe Walter (Baylor), Jamal Shead (Houston), Kevin McCullar Jr. (Kansas), Arthur Kaluma (Kansas State), Tylor Perry (Kansas State), Dylan Disu (Texas), Tyrese Hunter (Texas), Dillon Mitchell (Texas), Jesse Edwards (West Virginia)

CINCINNATI IN THE BIG 12 2023-24 STATISTICS

TEAM

CATEGORY	STAT	B12	NCAA
Scoring Offense	75.6	9	
Scoring Defense	66.9	5	54
Scoring Margin	8.7	10	59
Bench Points	28.5	2	28
Free-Throw Pct.	68.8	12	
Field Goal Pct.	44.2	9	
FG Pct. Defense	41.4	7	63
3-FG Pct.	33.0	11	
3-FG Pct. Defense	32.2	5	99
Offensive Rebounds	14.1	2	10
Defensive Rebounds	26.8	3	74
Rebound Margin	9.2	1	10
Blocked Shots	4.4	5	62
Assists	15.1	8	72
Steals	6.1	12	
Turnover Margin	-0.2	10	
Assist/TO Ratio	1.3	9	
Turnovers Per Game	12.0	8	
3-FG Made	7.3	9	

* NCAA rankings list if in Top 100 only

THE LAST TIME...

TEAM

100 POINTS

By UC

103 vs. Miami (Ohio), 12/14/22

By Opponent

101 by Tulane, 2/7/23

90 POINTS

By UC

99 vs. Florida Gulf Coast, 12/3/23

By Opponent

101 by Tulane, 2/7/23

30-PLUS POINT WIN

By UC

37 (99-62) vs. Florida Gulf Coast, 12/3/23

By Opponent

38 (90-52) at Houston, 2/21/21

60 PERCENT SHOOTING

By UC

.633 vs. Miami (Ohio), 12/14/22

By Opponent

.623 by Arizona, 11/21/22

50 PERCENT SHOOTING

By UC

.525 vs. TCU, 1/16/24

By Opponent

.509 by Houston, 3/11/23

20 ASSISTS

By UC

23 vs. Florida Gulf Coast, 12/3/23

By Opponent

22 by Tulane, 2/7/23

10 STEALS

By UC

11 vs. UIC, 11/6/23

By Opponent

15 by Memphis, 2/26/23

10 BLOCKS

By UC

10 vs. Bryant, 12/12/23

By Opponent

10 by Georgia Tech, 11/22/23

50 REBOUNDS

By UC

57 vs. Bryant, 12/12/23

By Opponent

50 by Temple, 1/25/22

CINCINNATI PLAYED A RANKED OPPONENT

L, 62-67 vs. No. 5 Houston, 2/10/24

UC Win

75-72 at No. 15 Texas Tech, 2/3/24

OVERTIME GAME

W, 81-77 vs. No. 19 TCU, 1/16/24

UC Win

81-77 vs. No. 19 TCU, 1/16/24

DOUBLE OVERTIME GAME

89-87 (2OT) vs. UCF, 2/19/20

UC Win

72-70 (2OT) vs. Georgetown, 3/8/12

TRIPLE OVERTIME GAME

104-97 (4OT) vs. UConn, 3/11/16

UC Win

75-73 (7OT*) vs. Bradley, 12/21/81

* - NCAA record.

INDIVIDUAL

40-POINT GAME

By UC

41, Steve Logan vs. Southern Miss, 2/15/02

By Opponent

40, Trevon Bluiett, Xavier, 1/26/17

30-POINT GAME

By UC

30, David DeJulius vs. SMU, 3/5/23

By Opponent

33, Dylan Disu, Texas, 1/9/24

20 REBOUNDS BY A PLAYER

By UC

21 by Trevon Scott vs. UCF, 2/19/20

By Opponent

four times

15 REBOUNDS BY A PLAYER

By UC

17 by Aziz Bandaogo vs. Bryant, 12/12/23

By Opponent

15 by Bryant Selebangue, Tulsa, 2/1/23

TWO PLAYERS WITH 20 OR MORE POINTS IN SAME GAME

By UC

Day Day Thomas (21), John Newman III (20) vs. TCU, 1/16/24

By Opponent

Johnny Furphy (23), Kevin McCullar Jr. (20), Kansas, 1/22/24

TWO PLAYERS WITH 10 OR MORE REBOUNDS IN SAME GAME

By UC

Aziz Bandaogo (17), Viktor Lakhin (12) vs. Bryant, 12/12/23

By Opponent

Ben Moore (11), Sterling Brown (11), SMU, 1/12/17

THREE PLAYERS WITH 10 OR MORE REBOUNDS IN SAME GAME

By UC

Landers Nolley II (12), Ody Oguama (10), Viktor Lakhin (10) at SMU, 1/14/23

10 ASSISTS BY A PLAYER

By UC

12, David DeJulius vs. ECU, 1/11/23

By Opponent

10, DeAndre Williams vs. Memphis, 2/28/21

FIVE STEALS BY A PLAYER

By UC

5, Landers Nolley II vs. UCF, 2/4/23

By Opponent

6, Tony Johnson Jr. vs. UCF, 2/19/20

FIVE BLOCKED SHOTS BY A PLAYER

By UC

5, Viktor Lakhin vs. Oklahoma, 1/20/24

By Opponent

5, Tacko Fall, vs. UCF, 2/21/19

DOUBLE-DOUBLE BY A UC PLAYER

Dan Skillings Jr. (13 pts, 11 rebs) vs. Iowa State, 2/13/24

DOUBLE-DOUBLES BY TWO UC PLAYERS

Landers Nolley II (20 pts, 10 rebs), David DeJulius (11 pts, 12 asts) vs. ECU, 1/11/23

DOUBLE-DOUBLES BY THREE UC PLAYERS

Troy Caupain (37 pts, 10 rebs), Octavius Ellis (13 pts, 10 rebs) & Gary Clark (12 pts, 12 rebs) vs. UConn, 3/11/16

TRIPLE-DOUBLE BY A UC PLAYER

Eric Hicks (22 pts., 12 rebs., 10 blks.) vs. Marquette, 1/7/06

UC PLAYER LED TEAM IN POINTS, REBOUNDS & ASSISTS

Jeremiah Davenport (19 points, 10 rebounds, 3 assists) vs. Tulane, 1/1/22

A PLAYER WON A GAME IN THE FINAL SECONDS

By UC

Simas Lukosius' short floater with 21 seconds left at #15 Texas Tech, 2/3/24

By Opponent

Max Abmas' short jumper with 8 seconds left, #25 Texas, 1/9/24

FOUR PLAYERS SCORED IN DOUBLE FIGURES

Simas Lukosius (16), Dan Skillings Jr. (14), John Newman III (11), Aziz Bandaogo (10) at #15 Texas Tech, 2/3/24

FIVE PLAYERS SCORED IN DOUBLE FIGURES

John Newman III (16), Simas Lukosius (15), Viktor Lakhin (11), Day Day Thomas (10), Dan Skillings Jr. (10) vs. Evansville, 12/29/23

SIX PLAYERS SCORED IN DOUBLE FIGURES

CJ Fredrick (14), John Newman III (13), Jizzle James (13), Dan Skillings (11), Day Day Thomas (11), Simas Lukosius (10) vs. Detroit Mercy, 11/10/23

SEVEN PLAYERS SCORED IN DOUBLE FIGURES

Kevin Johnson (18), Jacob Evans (17), Justin Jenifer (13), Kyle Washington (12), Jarron Cumberland (11), Troy Caupain (10), Tre Scott (10) vs. Fairleigh Dickinson, 12/17/16

EIGHT PLAYERS SCORED IN DOUBLE FIGURES

Farad Cobb (15), Shaq Thomas (14), Kevin Johnson (14), Coreontae DeBerry (12), Justin Jenifer (11), Quadri Moore (10), Jacob Evans (10), Octavius Ellis (10) vs. Robert Morris, 11/15/15

OVERTIME RECORDS

UC'S OVERALL RECORD

65-59

1 OT Games	56-47
2 OT Games	8-9
3 OT Games	0-1
4 OT Games	0-2
7 OT Games	1-0

RECORDS IN OVERTIME GAMES

Home	33-18	.647
Schmidlapp Gym	3-4	.429
Schmidt Fieldhouse	0-1	.000
Music Hall	0-1	.000
Armory Fieldhouse	5-4	.556
Cincinnati Gardens	3-2	.600
U.S. Bank Arena	3-1	.750
Fifth Third Arena	18-5	.783
Away	20-32	.385
Neutral	12-9	.571

Current Streak: Won 3

Longest Winning Streak: 5 (Tay Baker - 1966-67)

Longest Losing Streak: 4 (Bob Ruess, 1943 - John Weithe, 1950)

- Per ESPN Stats and Info, Cincinnati's win over No. 19 TCU extended its ranked overtime win streak to 12, the longest streak in AP poll history by a wide margin. It began with a 2OT victory over No. 22 Marquette on Feb. 13, 1994.

- Cincinnati's seven overtime games in 2019-20 were a school record (previous record was six during the 1966-67 season), AAC record and are one shy of the NCAA record of eight overtime games set by Western Kentucky (1978), Portland (1984) and Valparaiso (1993).

- Cincinnati's four consecutive overtime games from Feb. 9, 2020 through Feb. 19, 2020 tied the NCAA record set by Jacksonville (1982), Illinois State (1985) and Dayton (1988).

- On Dec. 21, 1981 UC & Bradley played an NCAA-record 7OT game (UC won, 75-73)

- Cincinnati has been involved in two of the five NCAA tournament championship games to go into overtime. The Bearcats defeated Ohio State, 70-65, in 1961, but lost to Loyola (Ill.), 60-58, in 1963.

- In 1966-67, Cincinnati played six overtime games, winning five. The Bearcats were 5-0 at home in overtime games that season, an NCAA record.

UC COACHES IN OVERTIME GAMES

COACH (YEARS)	NO.	RECORD	PCT.
Mick Cronin (2006-2019)	27	15-12	.556
Bob Huggins (1989-2005)	25	14-11	.560
Tay Baker (1965-72)	9	7-2	.778
Ed Jucker (1960-65)	9	4-5	.444
Ed Badger (1978-83)	8	3-5	.375
John Brannen (2019-21)	7	4-3	.571
Tony Yates (1983-89)	7	2-5	.286
John Wiethe (1946-52)	5	1-4	.200
George Smith (1952-60)	4	3-1	.750
Gale Catlett (1972-78)	4	2-2	.500
Frank Rice (1928-32)	4	1-3	.250
Wes Miller (2021-present)	4	3-1	.750
Boyd Chambers (1918-28)	3	3-0	1.000
Clark Ballard (1939-42)	2	2-0	1.000
Andy Kennedy (2005-06)	2	1-1	.250
Tay Brown (1933-37)	2	0-2	.000
John Halliday (1932-33)	1	0-1	.000
Bob Ruess (1942-44)	1	0-1	.000

SPECIALTY STATISTICS

OPPONENT	RESULT	OFF TO	IN PAINT	2ND CHANCE	FASTBREAK	BENCH
UIC	W, 69-58	20/2	44/40	8/7	8/7	30/4
Detroit Mercy	W, 93-61	17/15	34/20	22/2	10/6	43/7
Eastern Washington	W, 85-73	5/4	38/40	10/6	13/15	35/19
Northern Kentucky	W, 90-66	10/4	48/38	24/14	15/7	40/7
Georgia Tech	W, 89-54	20/8	22/16	14/5	19/4	36/16
at Howard	W, 86-81 (OT)	12/10	54/34	28/10	12/7	38/31
Florida Gulf Coast	W, 99-62	12/13	52/38	24/8	17/5	37/15
at Xavier	L, 79-84	9/12	50/32	14/13	25/16	26/14
Bryant	W, 85-53	10/8	36/26	8/4	12/4	33/3
vs. Dayton	L, 68-82	2/8	38/30	20/2	0/10	33/12
Merrimack	W, 65-49	28/4	38/18	11/6	12/0	19/17
Stetson	W, 83-75	7/14	42/16	20/9	2/9	46/7
Evansville	W, 76-58	12/13	26/28	17/6	5/0	20/16
at #12 BYU	W, 71-60	17/19	30/12	14/5	13/16	27/10
#25 Texas	L, 73-74	13/22	28/30	13/6	9/6	30/4
at #14 Baylor	L, 59-62	11/11	32/26	14/9	8/4	9/25
#19 TCU	W, 81-77 (OT)	19/12	50/30	11/18	17/13	9/20
#15 Oklahoma	L, 65-69	5/10	28/34	13/17	10/7	16/28
at #7 Kansas	L, 69-74	8/15	24/32	13/8	10/9	32/2
UCF	W, 68-57	16/12	36/20	10/14	18/11	4/29
at West Virginia	L, 65-69	12/22	30/34	8/10	7/9	27/7
at #15 Texas Tech	W, 75-72	9/10	28/30	13/17	9/3	25/22
#5 Houston	L, 62-67	9/8	22/38	14/22	10/2	31/9
#10 Iowa State	L, 59-68	15/26	14/36	8/6	4/8	37/23

SCORING FORMAT: CINCINNATI/OPPONENT

BEARCATS UNDER WES MILLER

	23-24	22-23	21-22	TOTAL
Overall	15-9	23-13	18-15	56-37
Home games	12-4	16-3	12-6	40-13
Away games	3-4	5-7	4-7	12-18
Neutral site games	0-1	2-3	2-2	4-6
Conference games	4-7	11-7	7-11	22-25
vs. Top 25 teams	3-6	0-4	1-4	4-14
Overtime games	2-0	1-1	0-0	3-1
Lead at halftime	10-2	21-4	16-6	47-12
Trail at halftime	5-4	2-9	2-9	9-22
Tied at halftime	0-3	0-0	0-0	0-3
Lead with 10:00 left	12-2	23-2	15-4	50-8
Trail with 10:00 left	3-6	0-11	2-11	5-28
Tied with 10:00 left		0-0	1-0	1-0
Lead with 5:00 left	13-1	23-2	16-3	52-6
Trail with 5:00 left	1-7	0-10	1-12	2-29
Tied with 5:00 left	1-0	0-1	1-0	2-1
Lead with 2:00 left	14-1	22-2	18-3	54-6
Trail with 2:00 left	1-6	0-11	0-12	1-29
Tied with 2:00 left	0-1	1-0	0-0	1-1
Shoot better FG%	13-1	22-3	14-2	49-6
Shoot worse FG%	2-8	1-10	4-13	7-31
Shoot 50%-plus	4-0	9-0	1-0	14-0
Shoot below 50%	11-9	13-13	17-5	41-27
Opponent shoots 50%-plus	1-1	0-6	0-4	1-11
Opponent shoots below 50%	14-7	21-7	18-10	53-24
Opponent shoots below 40%	7-1	11-0	12-5	30-6
Make 7 or fewer 3FGs	9-7	7-8	8-9	24-24
Make 8 or more 3FGs	6-2	16-5	10-6	32-13
Shoot more FTs than opponent	11-4	10-2	10-5	31-11
Opponent shoots more FTs	2-6	12-10	7-10	21-26
Outrebounds opponent	14-6	20-2	13-3	47-11
Opponent outrebounds UC	1-2	3-11	4-13	8-26
Same number of rebounds	0-1	0-0	1-0	1-1
Fewer turnovers than opponent	8-2	15-8	13-9	36-19
More turnovers than opponent	6-7	8-5	4-4	18-16
Commits same as opponent	1-0	0-0	1-2	2-2
Commits 12 or fewer turnovers	9-5	17-9	16-13	42-27
Outscores opponent bench	13-7	15-4	12-7	40-18
1-3 point games	1-2	2-2	2-3	5-7
4-5 point games	2-5	1-1	2-2	5-8
6-10 point games	1-1	3-6	3-5	7-12
11-19 point games	6-1	9-2	5-3	20-6
20-plus point games	5-0	8-2	6-2	19-4
Scores 59 or fewer points	0-2	1-5	1-6	2-13
Scores 60-69 points	3-5	1-4	3-4	7-13
Scores 70-79 points	3-2	7-3	11-4	21-9
Scores 80 or more points	9-0	14-2	3-1	26-3
Holds opponent to 49 or fewer	1-0	0-0	2-0	3-0
Holds opponent to 50-59 points	5-0	10-1	8-1	23-2
Holds opponent to 60-69 points	4-5	6-1	5-4	15-10
Opponent scores 70-79 points	4-2	6-7	2-5	12-14
Opponent scores 80-plus points	1-2	1-4	0-5	2-11
November	6-0	5-3	5-2	16-5
December	5-2	5-1	5-1	15-4
January	3-5	4-4	5-3	12-11
February	1-2	5-3	2-6	8-11
March		4-2	1-3	5-5
Monday	1-1	1-1	1-0	3-2
Tuesday	4-2	0-2	4-4	8-8
Wednesday	1-1	9-3	3-1	13-5
Thursday		3-0	4-1	7-1
Friday	3-0	1-0	0-1	4-1
Saturday	3-5	5-2	2-5	10-12
Sunday	3-0	4-5	3-2	10-7
After a win	9-6	13-10	9-9	31-25
After a loss	5-3	9-3	7-6	21-12

2023-24 BOX SCORES

Cincinnati 69, UIC 58



Official Basketball Box Score - Final
UIC at Cincinnati
11/06/23 Fifth Third Arena, Cincinnati
Cincinnati vs. UIC

Game Time: 9:00 PM
Game Duration: 1:54
Attendance: 9,936



Officials: Rick Crawford, Steve Divine, Chris Hudson

NO.	Name	Min	FG		3P		FT		Rebounds		Fouls		TP	AS	ST	Blocks		+/-
			M-A	A-A	M-A	A-A	OR	DR	PF	FD	OR	DR				OR	DR	
33	Jaden Brownell	F	16:46	0-5	0-4	0-0	0-1	1	3	1	0	0	0	1	0	0	0	-8
1	Isaiah Rivera	F	24:48	3-8	1-4	1-2	0-3	3	3	1	8	1	3	1	1	1	-3	
3	CJ Jones	G	27:41	6-13	0-2	1-1	0-2	2	2	1	13	0	4	1	0	0	-11	
4	Ethan Pickett	G	34:03	6-8	0-1	1-1	1	4	5	2	1	13	1	2	0	0	-3	
5	Toby Okani	G	35:46	9-16	1-2	1-3	3	8	11	2	2	20	3	1	0	6	-3	
0	Drew King	F	12:05	0-2	0-0	0-0	1	0	1	0	0	0	1	2	0	0	-13	
2	Steven Clay	F	21:51	0-2	0-0	0-0	1	6	7	2	1	4	0	1	1	0	-10	
50	Filip Skobalj	F	21:14	2-5	0-3	0-0	0	1	4	5	2	1	1	4	1	0	0	
13	Nathan Ojukwu	F	03:46	0-0	0-0	0-0	0	0	0	0	0	0	0	0	0	0	-1	
54	Cameron Fens	F	02:00	0-1	0-0	0-0	0	0	0	0	0	0	0	1	0	0	-5	
Team								0	5	5		0						
Totals			26-60	2-16	4-7	6	30	36	14	9	58	7	15	4	7	2	-11	

Technical Fouls: NONE

Cincinnati 93, Detroit Mercy 61

Official Basketball Box Score - Final
Detroit Mercy at Cincinnati
11/10/23 Fifth Third Arena, Cincinnati
Cincinnati vs. Detroit Mercy

Game Time: 7:00 PM
Game Duration: 1:52
Attendance: 4,267

Officials: Antonio Petty, Blake Harris, John Jenkins

NO.	Name	Min	FG		3P		FT		Rebounds		Fouls		TP	AS	ST	Blocks		+/-
			M-A	A-A	M-A	A-A	OR	DR	PF	FD	OR	DR				OR	DR	
23	Eduardo Del Cadia	F	21:12	4-5	2-3	3-3	0	3	3	5	3	13	2	5	1	1	0	-24
33	Oton Jankovic	F	23:13	0-3	0-2	3-4	0	3	3	5	4	3	2	3	0	1	0	-12
7	Abdullah Olajuwon	G	20:30	1-2	0-0	0-2	2	4	6	3	1	2	1	2	1	0	-9	
8	Donovann Toalley	G	26:35	4-16	3-7	0-0	1	2	3	0	0	11	3	1	2	0	-26	
14	Jayden Stone	G	40:00	9-20	4-9	3-4	0	5	5	1	2	25	1	2	2	0	-32	
35	Marcus Tankersley	F	37:36	3-8	0-0	1-4	0	1	1	1	3	7	0	0	1	0	-27	
13	Tyree Davis	F	01:51	0-0	0-0	0-0	0	1	1	2	0	0	0	0	0	0	-6	
1	Mak Manceli	F	11:00	0-1	0-1	0-0	0	1	1	1	0	0	0	1	0	0	-21	
5	Kyle LeGrair	F	01:46	0-0	0-0	0-0	0	0	0	0	0	0	0	0	0	0	-1	
12	Trenton Johnson	F	14:42	0-1	0-1	0-0	0	1	2	0	0	0	0	1	1	0	-4	
41	Tobin Schwannecke	F	01:35	0-0	0-0	0-0	0	0	0	0	0	0	0	0	0	0	-2	
Team								1	0	1		0						
Totals			21-56	9-23	10-17	5	21	26	18	13	61	10	15	8	3	2	-32	

Technical Fouls: NONE

NO.	Name	Min	FG		3P		FT		Rebounds		Fouls		TP	AS	ST	Blocks		+/-
			M-A	A-A	M-A	A-A	OR	DR	PF	FD	OR	DR				OR	DR	
30	Viktor Lakhin	F	24:28	2-8	0-2	3-4	3	5	8	3	2	7	1	1	1	2	0	28
33	Ody Oguama	F	20:44	3-3	0-0	0-0	1	7	8	2	0	6	1	1	1	0	0	9
41	Simas Lukosius	F	23:51	2-11	1-6	0-0	1	3	4	0	2	5	2	2	0	0	2	4
1	Day Day Thomas	G	26:08	6-13	1-5	2-5	0	3	3	1	3	15	3	2	3	0	1	12
15	John Newman III	G	27:19	3-5	0-1	0-0	1	2	3	1	0	6	1	0	2	0	0	0
0	Dan Skillings Jr.	F	28:05	5-12	0-2	3-4	2	6	8	0	7	13	2	0	0	0	2	18
5	CJ Fredrick	G	25:57	4-8	3-6	0-0	2	2	2	2	0	11	1	0	2	1	0	3
2	Jizzle James	F	13:52	3-6	0-2	0-0	1	1	2	0	0	6	1	2	1	0	0	-1
10	Josh Reed	F	09:36	0-1	0-0	0-0	0	0	0	0	0	0	0	0	0	0	0	-2
Team								1	0	1		0						
Totals			28-67	5-25	8-13	10	29	39	9	14	69	12	9	11	2	7	11	

Technical Fouls: NONE

Biggest lead		UIC	CIN	Points from		UIC	CIN	Period by Period Scoring		
5 (1 st 16:45)		16	(2 nd 6:00)	Turnovers	2	20	1st 2nd TOT			
Best Scoring Run		6 (2 nd 9:49)	9 (1 st 7:04)	Paint	40	44	UIC	30	28	58
Lead Changes		5		Second Chance	7	8	CIN	40	29	69
Times Tied		4		Fast Breaks	7	8				
Time with Lead		06:35	31:16	Bench	4	30				

NO.	Name	Min	FG		3P		FT		Rebounds		Fouls		TP	AS	ST	Blocks		+/-
			M-A	A-A	M-A	A-A	OR	DR	PF	FD	OR	DR				OR	DR	
30	Viktor Lakhin	F	18:16	4-7	0-1	0-0	2	3	5	1	1	8	4	2	1	1	0	24
33	Ody Oguama	F	21:32	2-5	0-0	0-0	3	4	7	4	3	4	0	0	0	1	0	17
1	Day Day Thomas	G	19:34	4-8	2-3	1-2	0	0	0	0	2	11	1	0	4	0	0	23
5	CJ Fredrick	G	18:39	5-6	4-5	0-1	0	1	1	1	14	0	0	0	0	0	0	20
15	John Newman III	G	20:08	4-7	3-5	2-4	2	6	8	0	3	13	3	0	0	0	1	17
0	Dan Skillings Jr.	F	20:27	4-10	3-8	0-2	1	7	8	2	3	11	2	3	0	0	1	19
41	Simas Lukosius	F	20:32	4-8	2-5	0-0	0	1	1	1	10	5	0	0	0	0	0	27
2	Jizzle James	F	18:51	4-6	1-1	4-4	2	0	2	2	1	13	3	4	0	0	0	11
10	Josh Reed	F	25:32	2-7	1-4	0-2	5	7	12	1	2	5	4	3	0	0	0	15
11	C.J. Anthony	F	08:14	2-5	0-1	0-0	2	2	4	1	0	4	1	1	0	0	0	-4
44	Sage Tolentino	F	05:05	0-2	0-1	0-0	0	1	1	1	0	0	0	0	0	0	0	-5
14	Landen Long	F	01:35	0-0	0-0	0-0	0	0	0	0	0	0	0	0	0	0	0	-2
21	Chase Kirkwood	F	01:35	0-0	0-0	0-0	0	0	0	0	0	0	0	0	0	0	0	-2
Team								2	1	3		0						
Totals			35-71	16-34	7-15	19	33	52	13	18	93	23	13	5	2	3	32	

Technical Fouls: NONE

Biggest lead		UDM	CIN	Points from		UDM	CIN	Period by Period Scoring		
0 (1 st 20:00)		40	(2 nd 11:17)	Turnovers	15	17	1st 2nd TOT			
Best Scoring Run		6 (1 st 12:52)	12 (1 st 5:36)	Paint	20	34	UDM	27	34	61
Lead Changes		0		Second Chance	2	22	CIN	60	33	93
Times Tied		0		Fast Breaks	6	10				
Time with Lead		00:00	39:46	Bench	7	43				

Cincinnati 85, Eastern Washington 73



Official Basketball Box Score - Final
Eastern Wash. at Cincinnati
11/12/23 Fifth Third Arena, Cincinnati
Cincinnati vs. Eastern Washington

Game Time: 12:00 PM
Game Duration: 2:09
Attendance: 3,063



Officials: Roger Ayers, Bert Smith, Anthony Eades

NO.	Name	Min	FG		3P		FT		Rebounds		Fouls		TP	AS	ST	Blocks		+/-
			M-A	A-A	M-A	A-A	OR	DR	PF	FD	OR	DR				OR	DR	
0	Cedric Coward	F	26:39	8-15	2-7	3-3	0	6	6	4	3	21	1	1	1	0	-7	
10	Ethan Price	F	20:15	2-5	0-3	3-4	0	4	4	5	4	7	2	1	0	2	0	-10
31	Casey Jones	F	31:02	5-12	0-2	6-8	1	1	2	3	7	16	2	1	2	0	1	-4
13	Jake Kyman	G	24:38	2-6	1-2	0-0	0	3	3	2	0	5	3	1	0	0	0	-7
55	Ellis Magnuson	G	25:40	1-1	0-0	3-4	0	2	2	2	2	5	6	2	1	0	0	1
4	LeJuan Watts	F	18:43	4-4	0-0	0-0	1	2	3	2	0	8	0	0	0	0	0	-26
32	Dane Erikstrup	F	17:52	2-10	1-6	0-0	0	1	1	2	1	5	0	2	0	0	0	-19
5	Andre Mulibea	F	21:32	2-4	1-2	1-4	0	4	4	3	2	6	1	1	0	0	0	-5

2023-24 BOX SCORES

Cincinnati 89, Georgia Tech 54



Official Basketball Box Score - Final
Georgia Tech at Cincinnati
11/29/23 Fifth Third Arena, Cincinnati
Cincinnati vs. Georgia Tech

Game Time: 7:00 PM
Game Duration: 2:01
Attendance: 11,756



Official Basketball Box Score - Final
Cincinnati at Howard
11/29/23 Burr Gymnasium, Washington
Howard vs. Cincinnati

Game Time: 4:00 PM
Game Duration: 2:20
Attendance: 1,324

Georgia Tech - 54		Record: 2-2															
NO.	Name	Min	FG	3P	FT	Rebounds		Fouls	TP	AS	TO	ST	Blocks		+/-		
			M-A	M-A	M-A	OR	DR	PF	FD				BS	BA			
11	Baye Ndongo	F 24:02	3-7	0-0	2-5	3	5	8	0	4	8	0	7	1	3	0	-30
12	Tyshaun Claude	F 10:37	1-2	0-0	0-0	0	2	2	1	0	2	0	1	0	1	0	-16
13	Miles Kelly	G 25:11	3-10	0-3	6-7	1	1	2	1	4	12	1	1	1	0	2	-23
14	Kowacie Reeves	G 29:03	4-6	1-2	5-5	1	2	3	0	3	14	1	1	1	3	0	-25
24	Amaree Abram	G 13:15	1-6	0-0	0-0	0	4	4	2	1	2	1	1	0	0	0	-14
1	Kyle Sturdivant	11:41	0-3	0-0	2-2	0	1	1	1	1	2	4	0	0	0	0	-17
10	Ebenezer Dowuona	17:32	0-0	0-0	0-0	0	0	0	2	0	0	1	0	0	1	0	-10
3	Dallan "Deebo" Coleman	13:17	0-2	0-2	0-0	0	1	1	2	0	0	0	1	1	0	0	-24
23	Ibrahima Sacko	23:51	1-3	0-0	0	3	3	3	0	3	0	1	0	0	0	0	-14
4	Carter Murphy	14:17	1-4	1-4	0-0	0	4	4	3	3	0	0	0	2	0	0	-10
2	Naithan George	15:04	3-6	2-3	0-0	0	1	1	1	8	0	3	0	0	2	4	-4
35	Emmer Nichols	02:10	0-0	0-0	0-0	0	1	1	0	0	0	0	0	0	0	0	2
Team						2	0	2			0		3				
Totals		17:49	5-17	1-5	15-19	7	25	32	16	15	54	8	19	4	10	4	-35

Shooting By Period		
1st	FG%	8-22 36.4%
3PT%	2-7 28.6%	
FT%	14-18 77.8%	
2nd	FG%	9-27 33.3%
3PT%	3-10 30.0%	
FT%	1-1 100%	
GM	FG%	17-49 34.7%
3PT%	5-17 29.4%	
FT%	15-19 78.9%	
Dead Ball Rebounds: 3.3		

Cincinnati - 86		Record: 6-0															
NO.	Name	Min	FG	3P	FT	Rebounds		Fouls	TP	AS	TO	ST	Blocks		+/-		
			M-A	M-A	M-A	OR	DR	PF	FD				BS	BA			
30	Viktor Lakhin	F 32:26	8-14	0-2	3-6	2	4	6	1	6	19	0	3	1	2	0	2
55	Aziz Bandaogo	C 22:03	4-5	0-0	4-5	3	2	5	2	4	12	0	1	0	0	0	5
1	Day Day Thomas	G 25:09	2-8	0-1	2-2	0	5	5	1	2	6	4	3	1	0	0	-5
5	CJ Fredrick	G 21:50	0-2	0-2	0-0	1	0	1	2	0	0	2	0	0	0	0	0
15	John Newman III	G 33:31	4-7	0-2	3-3	3	3	6	3	3	11	2	1	1	0	0	5
0	Dan Skillings Jr.	31:45	6-13	0-3	4-4	4	2	6	2	3	16	2	2	2	0	0	8
41	Simas Lukosius	28:11	4-9	3-7	0-0	1	2	3	1	1	11	0	0	1	0	0	1
2	Jizelle James	19:51	4-9	0-1	1-1	1	3	4	1	1	9	2	0	1	1	1	10
33	Ody Oguama	10:15	1-1	0-0	0-0	0	0	0	1	0	2	1	0	0	0	0	-1
Team						2	2	4			0		0				
Totals		33:68	3-18	17-21	17	23	40	14	20	86	13	10	7	3	1	5	

Howard - 81		Record: 3-5															
NO.	Name	Min	FG	3P	FT	Rebounds		Fouls	TP	AS	TO	ST	Blocks		+/-		
			M-A	M-A	M-A	OR	DR	PF	FD				BS	BA			
22	Shy Odom	F 04:57	0-0	0-0	0-0	0	0	0	0	0	1	2	0	0	0	0	-1
31	Seth Towns	F 40:06	6-14	3-7	9-10	1	6	7	2	5	24	3	2	1	0	0	3
0	Marcus Dockery	G 28:02	4-7	2-5	3-4	1	0	1	0	2	13	1	3	0	0	0	-6
3	Ishiah Warfield	G 36:50	2-4	1-2	0-0	2	2	4	3	5	2	0	1	0	0	0	-2
34	Bryce Harris	G 33:58	4-8	0-0	0-0	1	6	7	5	3	8	1	0	0	1	1	-3
5	Jelani Williams	28:56	2-9	1-3	0-0	0	0	0	5	0	5	1	1	0	0	0	-4
30	Joshua Strong	04:20	1-1	1-1	0-0	0	0	0	0	0	0	0	0	0	0	0	0
23	Jordan Hairston	28:56	5-9	1-3	0-0	3	2	5	1	0	11	2	0	1	0	1	-3
40	AJ Magbegor	04:15	2-3	0-0	0-0	1	0	1	2	0	4	0	0	0	0	0	-2
4	Miles Stewart	14:40	4-5	0-0	0-0	0	1	1	1	8	0	1	1	0	1	1	-7
Team						1	3	4			0		3				
Totals		30:60	9-21	12-14	8	20	28	20	14	81	15	12	5	1	3	-5	

Shooting By Period		
1st	FG%	15-29 51.7%
3PT%	7-18 38.9%	
FT%	3-6 50%	
2nd	FG%	14-33 42.4%
3PT%	7-17 41.2%	
FT%	14-18 77.8%	
GM	FG%	29-62 46.8%
3PT%	14-35 40.0%	
FT%	17-24 70.8%	
Dead Ball Rebounds: 4.0		

Period by Period Scoring			
1st	2nd	TOT	
GTU	40	49	89
CIN	40	49	89

Cincinnati - 89		Record: 5-0															
NO.	Name	Min	FG	3P	FT	Rebounds		Fouls	TP	AS	TO	ST	Blocks		+/-		
			M-A	M-A	M-A	OR	DR	PF	FD				BS	BA			
30	Viktor Lakhin	F 22:17	5-6	5-6	0-0	1	5	6	3	0	15	1	1	1	2	0	27
33	Ody Oguama	F 17:29	1-1	0-0	4-6	2	2	4	2	3	6	1	0	2	0	0	14
1	Day Day Thomas	G 22:31	4-11	1-7	0-0	0	0	0	2	2	9	4	1	2	1	2	8
5	CJ Fredrick	G 19:39	3-6	3-5	2-3	0	2	2	1	1	11	1	0	0	0	1	27
15	John Newman III	G 21:29	4-8	1-4	3-4	1	2	3	0	3	2	12	0	1	0	0	10
55	Aziz Bandaogo	21:18	3-4	0-0	2-3	1	8	9	2	4	8	1	0	0	1	1	21
0	Dan Skillings Jr.	20:40	2-7	0-2	1-2	2	3	0	1	6	1	0	1	0	0	0	23
41	Simas Lukosius	15:56	3-5	2-3	0-0	0	1	1	1	0	8	4	2	0	0	0	25
2	Jizelle James	15:19	3-6	1-3	1-2	0	1	1	1	8	3	1	1	0	0	0	29
10	Josh Reed	12:05	1-3	1-2	0-0	0	1	1	0	0	3	0	0	0	0	0	1
11	C.J. Anthony	06:56	0-3	0-3	3-4	1	1	2	0	2	3	1	0	0	0	0	-1
21	Chase Kirkwood	02:11	0-1	0-0	0-0	0	0	0	0	0	0	0	0	0	0	0	1
14	Landen Long	02:10	0-1	0-0	0-0	0	0	0	0	0	0	0	0	0	0	0	-2
Team						1	1	2			0		0				
Totals		29:62	14-35	17-24	8	26	34	15	16	89	17	6	7	4	10	35	

Shooting By Period		
1st	FG%	15-29 51.7%
3PT%	7-18 38.9%	
FT%	3-6 50%	
2nd	FG%	14-33 42.4%
3PT%	7-17 41.2%	
FT%	14-18 77.8%	
GM	FG%	29-62 46.8%
3PT%	14-35 40.0%	
FT%	17-24 70.8%	
Dead Ball Rebounds: 4.0		

Cincinnati 99, Florida Gulf Coast 62



Official Basketball Box Score - Final
FGCU at Cincinnati
12/03/23 Fifth Third Arena, Cincinnati
Cincinnati vs. FGCU

Game Time: 1:00 PM
Game Duration: 1:49
Attendance: 9,812



Official Basketball Box Score - Final
Cincinnati at Xavier
12/03/23 Citrus Center, Cincinnati
2023-24 Men's Basketball

Game Time: 6:30 PM
Game Duration: 2:18
Attendance: 10,724

FGCU - 62		Record: 2-7															
NO.	Name	Min	FG	3P	FT	Rebounds		Fouls	TP	AS	TO	ST	Blocks		+/-		
			M-A	M-A	M-A	OR	DR	PF	FD				BS	BA			
10	Zach Anderson	F 31:02	4-9	0-0	0-1	1	1	2	1	4	8	2	2	0	0	0	-20
32	Keeshawn Kellman	F 27:26	11-16	0-1	1-2	5	6	1	2	23	1	1	0	2	1	2	-25
1	Rahmir Barno	G 33:49	4-8	0-0	0-0	1	3	4	3	1	8	3	2	1	0	0	-23
12	Franco Miller Jr.	G 23:37	0-5	0-1	0-0	0	0	0	0	1	0	5	2	0	0	0	-30
23	Dallon Johnson	G 30:11	3-12	2-6	0-0												

2023-24 BOX SCORES

Cincinnati 85, Bryant 53

Dayton 82, Cincinnati 68



Official Basketball Box Score - Final
Bryant at Cincinnati
 12/12/23 Fifth Third Arena, Cincinnati
 Cincinnati vs. Bryant

Game Time: 7:00 PM
 Game Duration: 2:10
 Attendance: 9,303



Official Basketball Box Score - Final
Dayton at Cincinnati
 12/16/23 Heritage Bank Arena, Cincinnati
 2023-24 Men's Basketball

Game Time: 7:00 PM
 Game Duration: 2:04
 Attendance: 12,547

Bryant - 53 Record: 6-6

NO. Name	Min	FG		3P		FT		Rebounds		Fouls		TP	AS	TO	ST	Blocks			+/-
		M-A	M-A	M-A	M-A	OR	DR	OR	DR	PF	FD					BS	BA	BA	
5 Daniel Rivera	12:51	2-6	0-1	0-0	1	3	4	5	3	4	0	2	1	0	1	0	1	-4	
7 Connor Withers	33:52	5-10	3-7	2-3	1	6	7	4	3	15	1	4	2	3	0	-24			
0 Earl Timberlake	32:34	6-12	0-1	0-1	2	3	5	3	2	12	4	1	1	3	2	-16			
2 Tyler Brelsford	33:01	4-9	1-3	1-2	0	2	2	0	4	10	4	0	1	0	2	-20			
3 Sheriff Gross-Bullock	34:44	3-12	2-7	1-2	0	5	5	4	4	9	1	3	1	1	3	-20			
24 Rafael Pinzon	18:06	1-8	1-2	0-0	0	2	2	5	0	3	0	1	1	1	0	-10			
20 Miles Latimer	05:48	0-4	0-3	0-0	1	1	0	0	0	0	0	0	0	0	0	-6			
25 Doug Edert	21:47	0-2	0-1	0-0	0	4	4	0	0	0	2	0	1	0	2	-33			
22 Keyshawn Mitchell	02:48	0-1	0-0	0-0	0	0	0	0	0	0	0	0	0	0	0	-7			
10 Todd Rochelle	01:32	0-1	0-0	0-0	0	0	0	0	0	0	0	0	0	0	0	-7			
21 Aaron Davis	01:32	0-1	0-1	0-0	0	1	1	1	0	0	0	1	0	0	0	-7			
15 John Shannon	01:25	0-0	0-0	0-0	0	1	0	1	0	0	0	0	0	0	0	-6			
Team					0	1	1												
Totals		21-66	7-27	4-9	5	28	33	22	17	53	12	12	8	7	10	-32			

Dayton - 82 Record: 8-2

NO. Name	Min	FG		3P		FT		Rebounds		Fouls		TP	AS	TO	ST	Blocks			+/-
		M-A	M-A	M-A	M-A	OR	DR	OR	DR	PF	FD					BS	BA	BA	
2 Nate Santos	37:47	2-8	0-3	5-5	3	5	8	3	3	9	0	0	0	0	0	0	10		
15 DaRon Holmes II	34:38	10-17	3-5	5-7	0	7	7	3	5	28	0	0	0	0	5	2	7		
0 Javon Bennett	23:59	0-4	0-3	2-2	0	1	1	0	2	2	2	3	2	0	0	10			
6 Enoch Cheeks	21:34	1-2	0-1	2-2	0	5	5	2	1	4	2	2	3	1	0	0	4		
24 Kobe Elvis	30:39	6-11	1-4	14-14	1	4	5	1	8	27	3	1	0	1	0	1	12		
15 John Newman III	33:33	4-5	4-5	0	5	5	0	0	12	2	0	0	0	1	0	14			
12 Petras Padeigimas	13:09	0-0	0-0	0-0	0	0	0	0	3	0	0	0	0	0	1	0	12		
13 Isaac Jack	04:41	0-2	0-0	0-0	1	0	1	1	0	0	0	0	0	0	0	1	0		
Team					1	1	2												
Totals		23-49	8-21	28-30	6	28	34	13	19	82	9	6	3	7	3	14			

Cincinnati - 68 Record: 8-2

NO. Name	Min	FG		3P		FT		Rebounds		Fouls		TP	AS	TO	ST	Blocks			+/-
		M-A	M-A	M-A	M-A	OR	DR	OR	DR	PF	FD					BS	BA	BA	
30 Viktor Lakhin	22:01	2-9	0-5	0-1	3	4	7	3	1	4	1	1	0	0	0	-2			
55 Aziz Bandoago	27:35	4-5	0-0	2-6	6	6	12	2	6	10	1	1	0	1	1	0			
1 Day Day Thomas	25:09	5-13	1-5	1-2	0	1	2	3	1	12	1	1	0	1	1	-7			
5 CJ Fredrick	22:27	2-6	1-4	0-0	0	0	0	0	3	5	1	1	0	0	0	-13			
15 John Newman III	22:00	1-7	0-2	2-2	2	3	5	2	2	4	2	0	2	0	2	-11			
33 Ody Oguama	06:49	1-2	0-0	0-0	1	2	0	0	2	0	0	0	0	0	0	-12			
0 Dan Skillings Jr.	23:10	3-8	0-0	1-1	3	2	5	3	1	6	2	0	0	0	2	-6			
2 Jizzle James	22:11	3-8	1-1	0-0	2	0	2	1	1	7	1	1	1	1	0	-11			
41 Simas Lukosius	21:01	5-10	3-8	1-2	0	1	2	1	2	14	2	1	0	1	0	-1			
13 Jamille Reynolds	07:38	1-5	0-0	2-2	1	1	2	0	1	4	0	0	0	0	1	-7			
Team					2	2	4												
Totals		27-73	6-25	8-16	20	21	41	19	13	68	11	7	3	3	7	-14			

Cincinnati - 85 Record: 8-1

NO. Name	Min	FG		3P		FT		Rebounds		Fouls		TP	AS	TO	ST	Blocks			+/-
		M-A	M-A	M-A	M-A	OR	DR	OR	DR	PF	FD					BS	BA	BA	
30 Viktor Lakhin	21:52	3-8	0-0	1-2	5	7	12	1	1	7	2	4	1	1	2	2			
55 Aziz Bandoago	23:34	2-4	0-0	8-12	3	14	17	2	7	12	1	2	0	4	0	23			
1 Day Day Thomas	18:24	3-7	1-1	1-1	0	2	2	3	1	8	1	1	1	0	3	9			
5 CJ Fredrick	30:30	4-8	3-7	3-3	0	2	2	1	1	14	1	1	0	0	0	21			
15 John Newman III	22:52	3-8	0-2	5-6	3	3	5	3	3	11	2	1	2	1	0	14			
0 Dan Skillings Jr.	19:55	2-8	0-3	7-8	1	3	4	4	4	11	1	1	0	2	0	18			
2 Jizzle James	21:43	4-10	1-3	2-2	1	1	2	0	1	11	3	1	1	1	2	21			
33 Ody Oguama	14:48	1-3	0-0	0-0	1	5	6	2	0	2	1	1	1	0	1	14			
41 Simas Lukosius	23:32	3-5	1-1	0-1	1	4	5	1	2	7	2	3	0	0	1	26			
10 Josh Reed	01:25	0-0	0-0	2-2	0	1	1	0	1	2	1	0	0	0	0	6			
11 C.J. Anthony	01:25	0-1	0-0	0-0	0	0	0	0	0	0	0	0	0	0	0	6			
Team					1	0	1												
Totals		25-62	6-17	29-37	15	42	57	17	21	85	15	15	5	10	7	32			

Shooting By Period

1st FG%	2nd FG%	3rd FG%	GM FG%
9-35 25.7%	9-35 25.7%	9-35 25.7%	9-35 25.7%
3-11 27.3%	3-11 27.3%	3-11 27.3%	3-11 27.3%
3-11 27.3%	3-11 27.3%	3-11 27.3%	3-11 27.3%
3-11 27.3%	3-11 27.3%	3-11 27.3%	3-11 27.3%
3-11 27.3%	3-11 27.3%	3-11 27.3%	3-11 27.3%

Technical Fouls: NONE

Shooting By Period

1st FG%	2nd FG%	3rd FG%	GM FG%
12-33 36.4%	12-33 36.4%	12-33 36.4%	12-33 36.4%
3-12 25.0%	3-12 25.0%	3-12 25.0%	3-12 25.0%
2-6 33.3%	2-6 33.3%	2-6 33.3%	2-6 33.3%
15-40 37.5%	15-40 37.5%	15-40 37.5%	15-40 37.5%
3-13 23.1%	3-13 23.1%	3-13 23.1%	3-13 23.1%
6-10 60%	6-10 60%	6-10 60%	6-10 60%
27-73 37.0%	27-73 37.0%	27-73 37.0%	27-73 37.0%
6-25 24.0%	6-25 24.0%	6-25 24.0%	6-25 24.0%
8-16 50.0%	8-16 50.0%	8-16 50.0%	8-16 50.0%

Technical Fouls: NONE

Shooting By Period

1st FG%	2nd FG%	3rd FG%	GM FG%
9-35 25.7%	9-35 25.7%	9-35 25.7%	9-35 25.7%
3-11 27.3%	3-11 27.3%	3-11 27.3%	3-11 27.3%
3-11 27.3%	3-11 27.3%	3-11 27.3%	3-11 27.3%
3-11 27.3%	3-11 27.3%	3-11 27.3%	3-11 27.3%
3-11 27.3%	3-11 27.3%	3-11 27.3%	3-11 27.3%

Technical Fouls: NONE

Shooting By Period

1st FG%	2nd FG%	3rd FG%	GM FG%
9-35 25.7%	9-35 25.7%	9-35 25.7%	9-35 25.7%
3-11 27.3%	3-11 27.3%	3-11 27.3%	3-11 27.3%
3-11 27.3%	3-11 27.3%	3-11 27.3%	3-11 27.3%
3-11 27.3%	3-11 27.3%	3-11 27.3%	3-11 27.3%
3-11 27.3%	3-11 27.3%	3-11 27.3%	3-11 27.3%

Technical Fouls: NONE

Shooting By Period

1st FG%	2nd FG%	3rd FG%	GM FG%
9-35 25.7%	9-35 25.7%	9-35 25.7%	9-35 25.7%
3-11 27.3%	3-11 27.3%	3-11 27.3%	3-11 27.3%
3-11 27.3%	3-11 27.3%	3-11 27.3%	3-11 27.3%
3-11 27.3%	3-11 27.3%	3-11 27.3%	3-11 27.3%
3-11 27.3%	3-11 27.3%	3-11 27.3%	3-11 27.3%

Technical Fouls: NONE

Shooting By Period

1st FG%	2nd FG%	3rd FG%	GM FG%
9-35 25.7%	9-35 25.7%	9-35 25.7%	9-35 25.7%
3-11 27.3%	3-11 27.3%	3-11 27.3%	3-11 27.3%
3-11 27.3%	3-11 27.3%	3-11 27.3%	3-11 27.3%
3-11 27.3%	3-11 27.3%	3-11 27.3%	3-11 27.3%
3-11 27.3%	3-11 27.3%	3-11 27.3%	3-11 27.3%

Technical Fouls: NONE

Shooting By Period

1st FG%	2nd FG%	3rd FG%	GM FG%
9-35 25.7%	9-35 25.7%	9-35 25.7%	9-35 25.7%
3-11 27.3%	3-11 27.3%	3-11 27.3%	3-11 27.3%
3-11 27.3%	3-11 27.3%	3-11 27.3%	3-11 27.3%
3-11 27.3%	3-11 27.3%	3-11 27.3%	3-11 27.3%
3-11 27.3%	3-11 27.3%	3-11 27.3%	3-11 27.3%

Technical Fouls: NONE

Shooting By Period

1st FG%	2nd FG%	3rd FG%	GM FG%
9-35 25.7%	9-35 25.7%	9-35 25.7%	9-35 25.7%
3-11 27.3%	3-11 27.3%	3-11 27.3%	3-11 27.3%
3-11 27.3%	3-11 27.3%	3-11 27.3%	3-11 27.3%
3-11 27.3%	3-11 27.3%	3-11 27.3%	3-11 27.3%
3-11 27.3%	3-11 27.3%	3-11 27.3%	3-11 27.3%

Technical Fouls: NONE

Period by Period Scoring

1st	2nd	TOT
27	26	53
30	55	85

Period by Period Scoring

1st	2nd	TOT
27	26	53
30	55	85

Period by Period Scoring

1st	2nd	TOT
27	26	53
30	55	85

Period by Period Scoring

1st	2nd	TOT
27	26	53
30	55	85

Period by Period Scoring

2023-24 BOX SCORES

Cincinnati 76, Evansville 58



Official Basketball Box Score - Final
Evansville at Cincinnati
 12/29/23 Fifth Third Arena, Cincinnati
 Cincinnati vs. Evansville

Game Time: 7:00 PM
 Game Duration: 1:57
 Attendance: 10,977



Officials: Gerry Pollard, Amy Bonner, Chance Moore

Evansville - 58		Record: 10-3												
NO. Name	Min	FG	3P	FT	Rebounds	Fouls	TP	AS	TO	ST	Blocks	+/-		
		M-A	M-A	M-A	OR DR TOT	PF FD					BS BA			
10 Yacine Toumi	F 37:25	8-13	1-2	0-1	1 8 9	2 1	17	2	3	1	2	3	-18	
11 Joshua Hughes	F 34:46	3-7	0-1	1-3	1 6 7	1 3	7	4	2	2	3	0	-12	
2 Antonio Thomas	G 24:57	0-4	0-0	2-2	1 0 1	1 1	2	1	2	0	0	2	-21	
3 Cameron Hoffner	G 18:19	1-5	0-2	0-1	0 1 1	3 1	2	1	0	1	0	1	-6	
20 Kenny Strawbridge	G 32:34	5-13	1-2	3-4	0 2 2	3 3	14	2	0	1	1	2	-20	
00 Gage Bobe	19:30	1-4	0-2	0-0	0 0 0	0 0	3	1	2	1	0	0	2	
1 Tanner Cuff	27:15	6-12	1-3	0-0	1 3 4	2 2	13	1	3	0	1	0	-9	
22 Sekou Kalle	05:14	0-0	0-0	1-2	0 1 1	1 1	1	0	0	0	0	0	-6	
Team					1 3 4	0	0	1						
Totals		24-58	3-12	7-13	5 24 29	13 12	58	12	11	7	7	8	-18	

Technical Fouls: NONE

Cincinnati - 76		Record: 11-2												
NO. Name	Min	FG	3P	FT	Rebounds	Fouls	TP	AS	TO	ST	Blocks	+/-		
		M-A	M-A	M-A	OR DR TOT	PF FD					BS BA			
13 Jamille Reynolds	F 17:54	2-6	0-1	0-0	0 6 6	1 0	4	0	0	1	1	1	7	
30 Viktor Lakhin	F 29:49	5-13	3-7	1-2	2 7 9	2 2	11	4	1	0	2	1	0	
41 Simas Lukosius	F 28:43	5-9	5-8	0-1	1 5 6	1 1	15	3	3	1	0	0	24	
1 Day Day Thomas	G 30:24	2-10	1-4	5-6	1 5 6	0 6	10	7	2	4	2	2	18	
15 John Newman III	G 30:31	6-8	2-3	2-2	1 1 2	1 1	16	3	2	0	2	0	13	
0 Dan Skillings Jr.	24:50	4-12	1-4	1-2	3 2 5	1 1	10	1	2	1	0	2	0	
2 Jizzle James	15:03	1-6	1-3	2-2	1 0 1	1 1	4	2	1	0	0	1	-1	
10 Josh Reed	17:20	2-3	2-3	0-0	1 3 4	4 0	6	2	0	0	1	0	25	
33 Ody Oguama	05:27	0-2	0-0	0-0	2 1 3	1 1	0	0	0	0	0	0	-6	
Team					6 1 7	0	0	1						
Totals		27-69	12-29	10-15	18 31 49	12 13	76	22	12	7	8	7	18	

Technical Fouls: NONE

Shooting By Period	
1st	2nd
FG% 13-36 36.1%	FG% 14-33 42.4%
3PT% 4-12 33.3%	3PT% 8-17 47.1%
FT% 2-4 50.0%	FT% 8-11 72.7%
GM FG% 27-69 39.1%	GM FG% 12-29 41.4%
3PT% 12-29 41.4%	3PT% 10-15 66.7%
FT% 10-15 66.7%	FT% 10-15 66.7%

Points from	
Turnovers	Period by Period Scoring
EVA 13	1st 2nd TOT
CIN 12	EVA 40 18 58
Paint 28	CIN 32 44 76
Second Chance 6	
Fast Breaks 0	
Bench 16	

Cincinnati 71, No. 12 BYU 60

Official Basketball Box Score - Final
Cincinnati at BYU
 01/06/24 Marriott Center, Provo
 2023-24 Men's Basketball

Game Time: 8:00 PM
 Game Duration: 2:03
 Attendance: 16,879

Officials: Tony Padilla, Darron George, Bobby Bisant

Cincinnati - 71		Record: 12-2 (1-0)												
NO. Name	Min	FG	3P	FT	Rebounds	Fouls	TP	AS	TO	ST	Blocks	+/-		
		M-A	M-A	M-A	OR DR TOT	PF FD					BS BA			
30 Viktor Lakhin	F 28:51	6-11	2-3	3-6	2 5 7	0 3	17	2	3	1	0	0	14	
41 Simas Lukosius	F 29:27	0-4	0-2	4-4	0 4 4	0 2	4	3	4	0	0	0	8	
0 Dan Skillings Jr.	G 19:52	4-8	1-3	1-1	1 4 5	1 2	10	2	1	0	0	0	-3	
1 Day Day Thomas	G 27:49	0-7	0-2	5-6	2 2 4	3 4	5	2	7	0	0	2	7	
15 John Newman III	G 32:47	4-6	0-1	0-0	1 4 5	3 2	8	1	3	3	1	0	13	
55 Aziz Bandaogo	22:17	4-5	1-1	3-4	0 1 1	3 2	12	1	0	0	1	0	12	
33 Ody Oguama	03:14	0-2	0-0	0-0	1 1 2	1 0	0	0	0	0	0	0	-3	
2 Jizzle James	13:07	4-7	1-2	3-3	1 2 3	2 3	12	1	0	0	0	0	11	
10 Josh Reed	17:19	1-2	1-1	0-0	0 1 1	0 0	3	0	1	2	0	0	5	
13 Jamille Reynolds	05:17	0-2	0-0	0-0	0 1 1	0 1	0	0	1	0	1	0	-9	
Team					2 1 3	0	0							
Totals		23-54	6-15	19-24	10 35 45	14 19	71	13	19	8	2	3	11	

Technical Fouls: NONE

BYU - 60		Record: 12-2 (0-1)												
NO. Name	Min	FG	3P	FT	Rebounds	Fouls	TP	AS	TO	ST	Blocks	+/-		
		M-A	M-A	M-A	OR DR TOT	PF FD					BS BA			
0 Noah Waterman	F 29:13	3-12	1-9	0-0	2 6 8	1 1	7	1	1	0	0	0	-9	
50 Aly Khalifa	C 18:11	0-1	0-1	0-0	0 4 4	1 0	0	6	3	2	1	0	-1	
20 Spencer Johnson	G 23:26	3-9	0-3	0-0	0 3 3	1 3	6	2	0	2	0	1	0	
21 Trevin Knell	G 29:29	9-16	9-14	0-2	3 1 4	1 2	27	1	2	1	0	0	-3	
30 Dallin Hall	G 32:54	3-13	2-12	2-3	1 3 4	4 3	10	3	2	1	0	0	-4	
2 Jasxon Robinson	27:05	2-7	1-5	0-0	0 2 2	2 1	5	1	1	1	0	0	-19	
45 Fousseyni Traore	08:24	0-1	0-0	1-2	1 1 2	2 1	1	1	2	1	0	0	-4	
15 Richie Saunders	13:03	1-5	0-2	0-1	2 2 4	2 1	2	0	0	1	1	0	-5	
1 Trey Stewart	04:23	0-0	0-0	0-0	0 0 0	2 0	0	1	4	0	0	0	-3	
4 Atiki Ally Atiki	11:09	0-0	0-0	2-2	1 0 1	3 2	2	0	2	1	1	0	-3	
25 Dawson Baker	02:43	0-0	0-0	0-0	0 0 0	0 0	0	0	0	0	0	0	-4	
Team					1 3 4	0	0							
Totals		21-64	13-46	5-10	11 25 36	19 14	60	16	18	10	3	2	-11	

Technical Fouls: NONE

Shooting By Period	
1st	2nd
FG% 11-30 36.7%	FG% 7-22 31.8%
3PT% 2-2 100%	3PT% 2-2 100%
FT% 10-14 71.4%	FT% 10-14 71.4%
GM FG% 21-64 32.8%	GM FG% 13-46 28.3%
3PT% 13-46 28.3%	3PT% 5-10 50.0%
FT% 5-10 50.0%	FT% 5-10 50.0%

Points from	
Turnovers	Period by Period Scoring
CIN 17	1st 2nd TOT
BYU 19	CIN 21 47 71
Paint 30	BYU 31 29 60
Second Chance 14	
Fast Breaks 13	
Bench 27	

No. 25 Texas 74, Cincinnati 73



Official Basketball Box Score - Final
Texas at Cincinnati
 01/09/24 Fifth Third Arena, Cincinnati
 Cincinnati vs. Texas

Game Time: 7:00 PM
 Game Duration: 1:58
 Attendance: 11,014



Officials: James Breeding, Antonio Petty, Terry Ogby

Texas - 74		Record: 12-3 (1-1)												
NO. Name	Min	FG	3P	FT	Rebounds	Fouls	TP	AS	TO	ST	Blocks	+/-		
		M-A	M-A	M-A	OR DR TOT	PF FD					BS BA			
1 Dylan Disu	F 33:50	13-23	4-10	3-4	0 6 6	4 2	33	1	4	4	2	1	5	
23 Dillon Mitchell	F 36:35	4-6	0-1	2-2	0 4 4	2 1	10	1	1	0	0	0	-4	
30 Brock Cunningham	F 20:54	0-1	0-1	2-2	2 3 5	2 1	2	4	0	0	0	0	-7	
3 Max Abmas	G 35:10	6-14	3-7	0-0	0 3 3	3 3	15	5	2	1	0	1	-4	
4 Tyrese Hunter	G 31:01	4-9	0-1	2-2	0 1 1	2 2	10	3	3	1	0	2	1	
9 Ithiel Horton	13:15	0-1	0-0	0-0	0 2 2	2 0	0	1	0	0	0	0	5	
21 Ze'rik Onyema	15:14	2-3	0-0	0-0	3 2 5	2 1	4	0	1	1	1	1	2	
2 Chendall Weaver	14:01	0-0	0-0	0-0	0 0 0	2 0	0	0	0	1	0	0	7	
Team					0 2 2	0	0							
Totals		29-57	7-20	9-10	5 23 28	19 10	74	15	11	8	3	5	1	

Technical Fouls: NONE

Cincinnati - 73		Record: 12-3 (1-1)												
NO. Name	Min	FG	3P	FT	Rebounds	Fouls	TP	AS	TO	ST	Blocks	+/-		
		M-A	M-A	M-A	OR DR TOT	PF FD					BS BA			
30 Viktor Lakhin	F 27:26	7-12	1-3	2-5	0 4 4	0 6	17	3	1	2	2	0	-8	
41 Simas Lukosius	F 28:37	7-10	3-6	2-2	0 2 2	0 1	19	4	3	0	0	0	0	
55 Aziz Bandaogo	C 15:35	0-3	0-0	1-1	2 3 5	2 3	0	2	0	1	0	1	-10	
1 Day Day Thomas	G 25:21	1-7	0-0	0-0	1 2 3	1 1	2	3	1	0	0	0	-4	
15 John Newman III	G 29:32	1-6	1-2	2-3	2 4 6	2 4	5	2	4	2	0	1	15	
0 Dan Skillings Jr.	21:35	3-8	0-3	1-1	0 3 3	1 2	7	0	2	0	0	0	-3	
2 Jizzle James	14:39	2-5	0-0	1 0 1	1 0 1	1 0	4	2	2	1	1	1	3	
10 Josh Reed	17:14	2												

2023-24 BOX SCORES

Cincinnati 81, No. 19 TCU 77 (OT)

No. 15 Oklahoma 69, Cincinnati 65



Official Basketball Box Score - Final
TCU at Cincinnati
 01/16/24 Fifth Third Arena, Cincinnati
 Cincinnati vs. TCU

Game Time: 7:00 PM
 Game Duration: 2:29
 Attendance: 10,314



Official Basketball Box Score - Final
Oklahoma at Cincinnati
 01/20/24 Fifth Third Arena, Cincinnati
 Cincinnati vs. Oklahoma

Game Time: 1:00 PM
 Game Duration: 2:03
 Attendance: 12,406

Officials: Rick Crawford, Darron George, Any Bonner

Officials: Kelly Self, Jeb Hartness, Blake Harris

TCU - 77

Record: 13-4 (2-2)

NO. Name	Min	FG		3P		FT		Rebounds		Fouls		TP	AS	TO	ST	Blocks		+/-
		M-A	M-A	M-A	M-A	OR	DR	PF	FD	BS	BA							
2 Emanuel Miller	39:14	5-14	2-5	3-4	0	3	3	2	15	5	2	1	0	1	0	1	0	
8 Ernest Udeh Jr.	23:36	5-8	0-0	1-2	6	3	9	1	4	11	1	1	5	0	0	-5		
0 Micah Peavy	35:30	4-9	1-1	2-4	2	3	5	3	2	11	2	1	2	0	2	-5		
3 Avery Anderson III	24:57	1-5	1-3	0-0	0	2	2	4	0	3	6	6	0	1	1	3		
11 Trevian Tennyson	39:26	6-12	5-8	0-0	0	3	3	2	0	17	2	2	1	0	0	-4		
4 Jameer Nelson Jr.	25:37	6-15	1-5	0-2	2	3	5	1	5	13	4	4	0	0	2	-7		
12 Xavier Cork	07:31	0-0	0-0	0-0	0	0	0	0	3	0	0	0	0	0	0	-5		
21 JaKobe Coles	18:36	3-8	1-3	0-0	1	2	3	0	1	7	0	1	1	1	0	-6		
44 Essam Mostafa	08:45	0-1	0-0	0-0	1	3	4	1	0	0	0	0	0	0	0	0	9	
5 Chuck O'Bannon	01:48	0-0	0-0	0-0	0	0	0	1	1	0	0	0	0	0	0	0	0	
Team					6	1	7			0	1							
Totals	30:72	11-25	6-12	18	23	41	19	15	77	20	19	10	2	6	4			

Technical Fouls: NONE

Shooting By Period	
1st FG%	13.29 44.8%
3PT%	6-11 54.5%
FT%	1-2 50%
2nd FG%	14.35 40.0%
3PT%	5-12 41.7%
FT%	1-6 16.7%
OT FG%	3-8 37.5%
3PT%	0-2 0.0%
FT%	4-4 100%
GM FG%	30-72 41.7%
3PT%	11-25 44.0%
FT%	6-12 50.0%

Dead Ball Rebounds: 4-3

Oklahoma - 69

Record: 15-3 (3-2)

NO. Name	Min	FG		3P		FT		Rebounds		Fouls		TP	AS	TO	ST	Blocks		+/-
		M-A	M-A	M-A	M-A	OR	DR	PF	FD	BS	BA							
10 Sam Godwin	10:39	0-2	0-0	0-0	1	1	2	4	0	0	1	1	0	0	2	-3		
14 Jalón Moore	31:28	4-8	1-2	0-0	3	7	10	3	1	9	0	1	1	2	0	8		
2 Javian McCollum	33:11	6-16	0-4	4-4	1	5	6	2	4	16	3	1	1	0	0	4		
3 Otega Owheh	29:14	4-9	1-2	5-6	1	3	4	3	3	14	1	0	1	0	2	5		
12 Milos Uzan	29:10	1-6	0-1	0-0	1	3	4	1	2	3	2	1	0	0	2	2		
10 John Hugley IV	23:49	4-8	1-2	2-2	0	0	0	2	2	11	0	2	0	1	1	4		
5 Rivaldo Soares	20:44	2-3	1-2	3-3	1	4	5	0	2	8	0	2	0	1	0	-2		
0 Le'Tre Darthard	14:18	2-3	1-1	2-3	0	1	1	2	2	7	0	0	0	0	-1			
45 Luke Northweather	07:27	1-3	0-2	0-0	0	1	1	0	2	0	0	0	0	0	0	3		
Team					5	3	8			0	1							
Totals	24:58	5-16	16-18	13	28	41	20	15	69	8	10	4	4	7	4			

Technical Fouls: NONE

Shooting By Period	
1st FG%	14.28 50.0%
3PT%	3-9 33.3%
FT%	1-2 50%
2nd FG%	14.27 51.9%
3PT%	1-4 25.0%
FT%	6-15 40%
OT FG%	4-6 66.7%
3PT%	2-3 66.7%
FT%	4-4 100%
GM FG%	32-61 52.5%
3PT%	6-16 37.5%
FT%	11-21 52.4%

Dead Ball Rebounds: 4-0

Cincinnati - 65

Record: 13-5 (2-3)

NO. Name	Min	FG		3P		FT		Rebounds		Fouls		TP	AS	TO	ST	Blocks		+/-
		M-A	M-A	M-A	M-A	OR	DR	PF	FD	BS	BA							
30 Viktor Lakhin	30:57	2-7	0-2	1-3	2	5	7	0	5	5	1	2	0	5	0	-2		
41 Simas Lukosius	30:51	5-14	4-12	3-5	2	4	6	1	3	17	0	1	0	0	1	-3		
55 Aziz Bandoago	24:22	2-4	0-1	1-2	2	3	5	3	4	5	2	0	1	2	0	-8		
1 Day Day Thomas	32:49	3-8	0-1	2-3	0	0	0	3	2	8	6	2	1	0	2	0		
15 John Newman III	31:10	5-9	2-4	2-2	0	5	5	3	2	14	1	1	3	0	1	6		
0 Dan Skillings Jr.	17:35	0-3	0-2	1-2	1	3	4	3	2	1	1	0	1	0	0	-5		
2 Jizzle James	12:04	2-6	1-2	0-0	0	0	0	0	0	5	3	0	0	0	0	-7		
13 Jamille Reynolds	12:48	3-4	0-0	0-0	1	1	2	0	0	6	0	1	0	0	0	1		
10 Josh Reed	12:22	0-2	0-2	4-5	0	0	0	2	2	4	1	1	0	0	0	-2		
11 C.J. Anthony	00:02	0-0	0-0	0-0	0	0	0	0	0	0	0	0	0	0	0	0		
Team					4	1	5			0	0							
Totals	22:57	7-26	14-22	12	22	34	15	20	65	15	8	6	7	4	-4			

Technical Fouls: NONE

Shooting By Period	
1st FG%	14.28 50.0%
3PT%	3-9 33.3%
FT%	1-2 50%
2nd FG%	14.27 51.9%
3PT%	1-4 25.0%
FT%	6-15 40%
OT FG%	4-6 66.7%
3PT%	2-3 66.7%
FT%	4-4 100%
GM FG%	32-61 52.5%
3PT%	6-16 37.5%
FT%	11-21 52.4%

Dead Ball Rebounds: 4-0

Cincinnati - 81

Record: 13-4 (2-2)

NO. Name	Min	FG		3P		FT		Rebounds		Fouls		TP	AS	TO	ST	Blocks		+/-
		M-A	M-A	M-A	M-A	OR	DR	PF	FD	BS	BA							
30 Viktor Lakhin	33:22	5-6	1-2	0-0	2	3	5	1	1	11	3	1	1	2	0	3		
41 Simas Lukosius	30:20	2-6	1-3	2-2	0	0	0	1	2	7	1	3	0	0	1	8		
0 Dan Skillings Jr.	30:51	5-11	1-3	2-6	2	4	6	0	3	13	2	1	2	2	0	5		
1 Day Day Thomas	32:39	9-17	1-2	2	1	3	4	1	3	21	6	3	3	0	0	2		
15 John Newman III	32:07	8-12	2-3	2-5	2	5	7	2	5	20	1	1	2	0	0	-3		
13 Jamille Reynolds	07:35	0-1	0-0	0-0	1	1	2	1	0	0	0	0	0	0	0	-10		
2 Jizzle James	12:21	0-1	1-2	0-1	1	1	1	1	2	1	4	0	0	0	1	2		
33 Ody Oguama	02:06	0-0	0-0	0-0	0	0	0	2	0	0	0	1	0	0	0	0	0	
55 Aziz Bandoago	26:50	2-2	0-0	2-4	1	5	6	5	4	6	3	0	2	0	12			
10 Josh Reed	16:49	1-3	0-2	0-0	0	3	3	0	2	0	1	0	0	0	1			
Team					0	1	1			0	0							
Totals	32:61	6-16	11-21	9	26	35	15	19	81	17	15	8	6	2	4			

Technical Fouls: NONE

Shooting By Period	
1st FG%	14.28 50.0%
3PT%	3-9 33.3%
FT%	1-2 50%
2nd FG%	14.27 51.9%
3PT%	1-4 25.0%
FT%	6-15 40%
OT FG%	4-6 66.7%
3PT%	2-3 66.7%
FT%	4-4 100%
GM FG%	32-61 52.5%
3PT%	6-16 37.5%
FT%	11-21 52.4%

Dead Ball Rebounds: 4-0

Points from		TCU		CIN		Period by Period Scoring					
Turnovers	12	19	1st	2nd	OT1	TOT	TCU	33	34	10	77
Biggest lead	TCU	CIN	11 (1st 7:33)	4 (1st OT 0:05)							
Best Scoring Run	9 (2nd 13:21)	7 (1st 2:33)									
Lead Changes	9										
Times Tied	6										
Time with Lead	37:09	04:02									

Points from		OKL		CIN		Period by Period Scoring			
Turnovers	10	5 <th rowspan="2">1st</th> <th rowspan="2">2nd</th> <th rowspan="2">TOT</th> <th rowspan="2">OKL</th> <th rowspan="2">31</th> <th rowspan="2">38</th> <th rowspan="2">69</th>	1st	2nd	TOT	OKL	31	38	69
Biggest lead	9 (2nd 9:23)	5 (1st 14:17)							
Best Scoring Run	8 (1st 7:51)	5 (1st 5:36)							
Lead Changes	9								
Times Tied	4								
Time with Lead	20:55	15:52							

No. 7 Kansas 74, Cincinnati 69

Cincinnati 68, UCF 57



Official Basketball Box Score - Final
Cincinnati at Kansas
 01/22/24 Allen Fieldhouse, Lawrence
 2023-24 Men's Basketball

Game Time: 8:07 PM
 Game Duration: 2:10
 Attendance: 16,300



Official Basketball Box Score - Final
UCF at Cincinnati
 01/27/24 Fifth Third Arena, Cincinnati
 Cincinnati vs. UCF

Game Time: 7:00 PM
 Game Duration: 2:07
 Attendance: 12,112

Officials: Doug Simons, Tony Padilla, Marques Pettigrew

Officials: Kipp Kissinger, Tyler Kumpf, Christopher Merio

Cincinnati - 69

Record: 13-6 (4-2)

NO. Name	Min	FG		3P		FT		Rebounds		Fouls		TP	AS	TO	ST	Blocks		+/-
		M-A	M-A	M-A	M-A	OR	DR	PF	FD	BS	BA							
30 Viktor Lakhin	26:21	1-6	0-1	5-8	4	4	8	3	5	7	2	1	0	0	0	-4		
41 Simas Lukosius	26:48	1-9	0-6	2-2	1	2	3	2	1	4	1	2	1	1	0	-2		
55 Aziz Bandoago	28:30	2-3	0-0	2-2	3	8	11	2	2	6	0	4	0	1	1	4		
1 Day Day Thomas	42:46	4-10	0-3	1-1	2	1	3	5	1	9	3	1	1	0	0	-1		
15 John Newman III	28:03	4-8	0-1	3-4	1	1	2	3	2	11	0	1	1	0				

2023-24 BOX SCORES

West Virginia 69, Cincinnati 65

Cincinnati 75, No. 15 Texas Tech 72



Official Basketball Box Score - Final
Cincinnati at West Virginia
 01/31/24 WVU Coliseum, Morgantown, W.Va.
 2023-24 Men's Basketball

Game Time: 7:00 PM
 Game Duration: 2:11
 Attendance: 10,349



Official Basketball Box Score - Final
Cincinnati at Texas Tech
 02/03/24 United Supermarkets Arena, Lubbock
 2023-24 Men's Basketball

Game Time: 5:00 PM
 Game Duration: 2:04
 Attendance: 15,098

Cincinnati - 65		Record: 14-7 (3-5)												
NO.	Name	Min	FG	3P	FT	Rebounds	Fouls	TP	AS	TO	ST	Blocks	+/-	
			M-A	M-A	M-A	OR DR TOT	PF FD					BS BA		
30	Viktor Lakhin	F	18:14	0-5	0-4	0-0	1 2 3	3 0	0	0	4	0	0	-2
41	Simas Lukosius	F	33:60	4-10	2-7	3-4	2 4 6	4 2	13	2	2	0	0	4
55	Aziz Bandoago	C	26:47	2-5	0-0	0-0	3 6 9	5 2	4	0	0	1	2	-10
1	Day Day Thomas	G	30:50	4-13	3-8	1-2	0 1 1	1 3	12	4	3	3	0	-7
15	John Newman III	G	28:41	3-5	1-2	2-2	4 2 6	1 2	9	2	1	1	0	-9
0	Dan Skillings Jr.	G	30:16	6-19	3-9	0-0	2 3 5	2 1	15	0	0	0	3	-7
2	Jizzle James	G	11:34	1-1	0-0	0-0	1 1 2	0 0	2	3	0	0	0	4
10	Josh Reed	G	08:33	1-2	0-1	0-0	0 2 2	0 0	2	0	0	1	0	1
13	Jamille Reynolds	G	09:39	2-4	0-1	0-0	1 2 3	2 0	4	1	0	0	2	0
33	Ody Oguama	G	01:25	2-2	0-0	0-0	1 0 1	0 0	4	0	0	1	0	5
Team							3 1 4		0	3				
Totals			25-66	9-32	6-8	18 24 42	18 10	65	12	13	8	5	7	-4

Officials: Job Hartness, Bert Smith, Roger Ayers

Shooting By Period

1st FG%	11-31	35.5%
3PT%	1-10	10.0%
FT%	4-6	66.7%
2nd FG%	14-35	40.0%
3PT%	8-22	36.4%
FT%	2-2	100%
GM FG%	25-66	37.9%
3PT%	9-32	28.1%
FT%	6-8	75.0%

Dead Ball Rebounds: 1,0

Officials: Gary Maxwell, Amy Bonner, Brooks Wells

Shooting By Period

1st FG%	15-30	50.0%
3PT%	4-11	36.4%
FT%	2-2	100%
2nd FG%	14-35	40.0%
3PT%	3-9	33.3%
FT%	8-8	100%
GM FG%	29-65	44.6%
3PT%	7-20	35.0%
FT%	10-10	100.0%

Dead Ball Rebounds: 0,0

West Virginia - 69

Record: 8-13 (3-5)

NO.	Name	Min	FG	3P	FT	Rebounds	Fouls	TP	AS	TO	ST	Blocks	+/-	
			M-A	M-A	M-A	OR DR TOT	PF FD					BS BA		
11	Quinn Slazinski	F	34:33	5-9	1-2	4-6	1 4 5	2 3	15	3	5	0	2	10
7	Jesse Edwards	C	28:59	11-17	0-0	3-9	6 4 10	2 6	25	1	1	0	4	2
2	Kobe Johnson	G	33:05	1-5	0-0	0 0 5	0 5	0 0	2	3	0	1	0	0
3	Kerr Krisia	G	37:00	2-6	2-6	4-6	0 3 3	2 4	10	7	2	3	0	6
21	RaeQuan Battle	G	22:57	2-6	1-2	5-6	0 2 2	3 2	10	0	1	0	1	0
13	Akok Akok	G	07:14	1-2	0-0	0 0 1	1 1	0 0	2	0	2	0	0	-6
14	Seth Wilson	G	11:23	0-1	0-0	0 0 1	1 1	0 0	1	0	0	0	0	-8
1	Noah Farrakhan	G	11:44	2-4	1-1	0 0 2	2 0 0	5 0	0	0	0	0	0	-4
22	Josiah Harris	G	04:15	0-0	0-0	0 0 0	0 0	1 0	0	0	0	0	0	-2
24	Pat Sumnick	G	04:50	0-1	0-0	0 0 0	0 0	0 0	0	0	0	2	1	-4
9	Ofri Naveh	G	03:59	0-0	0-0	0 0 0	0 0	1 0	0	0	0	0	0	-9
Team						2 2 4		0	0	0				
Totals			24-51	5-11	16-28	9 24 33	11 17	69	15	11	4	7	5	4

Technical Fouls: Reynolds 2nd 12:21

Shooting By Period

1st FG%	10-27	37.0%
3PT%	1-5	20.0%
FT%	2-6	33.3%
2nd FG%	14-24	58.3%
3PT%	4-6	66.7%
FT%	14-22	63.6%
GM FG%	24-51	47.1%
3PT%	5-11	45.5%
FT%	16-28	57.1%

Dead Ball Rebounds: 6,0

Technical Fouls: NONE

Shooting By Period

1st FG%	13-27	48.1%
3PT%	4-7	57.1%
FT%	7-11	63.6%
2nd FG%	11-32	34.4%
3PT%	1-8	12.5%
FT%	12-13	92.3%
GM FG%	24-59	40.7%
3PT%	5-15	33.3%
FT%	19-24	79.2%

Dead Ball Rebounds: 2,0

Technical Fouls: Slazinski 1st 11:34

Biggest lead	CIN	WVU
10 (2 nd 6:29)	6 (2 nd 0:08)	
Best Scoring Run	CIN	WVU
11 (2 nd 6:29)	12 (2 nd 1:47)	
Lead Changes	12	
Times Tied	7	
Time with Lead	19:10	14:36

Technical Fouls: NONE

Biggest lead	CIN	TTU
9 (1 st 13:59)	5 (1 st 5:48)	
Best Scoring Run	CIN	TTU
9 (1 st 13:59)	9 (1 st 5:48)	
Lead Changes	14	
Times Tied	8	
Time with Lead	23:35	12:02

No. 5 Houston 67, Cincinnati 62

No. 10 Iowa State 68, Cincinnati 59



Official Basketball Box Score - Final
Houston at Cincinnati
 02/10/24 Fifth Third Arena, Cincinnati
 Cincinnati vs. Houston

Game Time: 4:00 PM
 Game Duration: 2:10
 Attendance: 12,715



Official Basketball Box Score - Final
Iowa St. at Cincinnati
 02/13/24 Fifth Third Arena, Cincinnati
 Cincinnati vs. Iowa State

Game Time: 7:00 PM
 Game Duration: 2:19
 Attendance: 11,819

Officials: Kipp Kissinger, Job Hartness, Chris Pasca

Shooting By Period

1st FG%	9-33	27.3%
3PT%	2-11	18.2%
FT%	9-10	90%
2nd FG%	18-36	50.0%
3PT%	1-5	20.0%
FT%	1-4	25%
GM FG%	27-69	39.1%
3PT%	3-16	18.8%
FT%	10-14	71.4%

Dead Ball Rebounds: 2,1

Technical Fouls: NONE

Biggest lead	HOU	CIN
13 (1 st 14:04)	7 (2 nd 17:19)	
Best Scoring Run	HOU	CIN
9 (2 nd 14:04)	15 (1 st 0:31)	
Lead Changes	2	
Times Tied	2	
Time with Lead	31:32	06:03

Officials: Keith Kimble, Gary Maxwell, Tony Chazza

Shooting By Period

1st FG%	15-31	48.4%
3PT%	2-10	20.0%
FT%	2-2	100%
2nd FG%	13-28	46.4%
3PT%	3-8	37.5%
FT%	5-6	83.3%
GM FG%	28-59	47.5%
3PT%	5-18	27.8%
FT%	7-8	87.5%

Dead Ball Rebounds: 0,0

Technical Fouls: Coach 1st 15:09

Biggest lead	HOU	CIN
13 (1 st 14:04)	7 (2 nd 17:19)	
Best Scoring Run	HOU	CIN
9 (2 nd 14:04)	15 (1 st 0:31)	
Lead Changes	2	
Times Tied	2	
Time with Lead	31:32	06:03

Technical Fouls: NONE

Biggest lead	ISU	CIN
16 (2 nd 14:22)	1 (1 st 10:17)	
Best Scoring Run	ISU	CIN
11 (1 st 0:52)	6 (1 st 4:19)	
Lead Changes	4	
Times Tied	5	
Time with Lead	36:15	01:23

SINGLE-GAME TEAM RECORDS

HIGHS

Points

127	v. North Texas State	1957-58
123	v. St. Joseph's (Pa.)	1959-60
	v. North Texas State	1959-60
122	v. St. Joseph's (Ind.)	1976-77
120	v. Kent State	1976-77

Points (Two Teams)

232	UC 119, Morehead St. 113	1957-58
-----	--------------------------	---------

Points (One Half)

69	v. North Texas State	1957-58
68	v. DePaul	1997-98

Field Goals Made

55	v. St. Joseph's (Ind.)	1975-76
	v. Wright State	1976-77
51	v. Northeast Illinois	1973-74
50	v. multiple opponents	

Field Goals Attempted

132	v. Cedarville	1949-50
113	v. Cedarville	1950-51
	v. Western Reserve	1951-52
112	v. Wilmington	1951-52
109	v. Western Reserve	1952-53

Field Goal Percentage

.672	v. E. Michigan (41-61)	1996-97
.667	v. St. Francis (Pa.) (32-48)	1990-91
.655	v. Austin Peay (38-58)	1992-93
.647	v. Central Florida (33-51)	2014-15
.647	v. F. Dickinson (44-68)	2016-17
.643	v. Memphis (27-42)	1986-87
	v. Kent State (36-56)	1990-91

3-Point Field Goals Made

24	v. Oakland	1998-99
18	v. Louisiana-Monroe	2001-02
17	v. Tulane	2/7/23
17	v. Arizona	11/20/22
17	v. Wofford	2006-07
16	vs. Detroit Mercy	11/10/23
16	v. Tulsa	1/20/22
16	v. Memphis	1/9/22
16	v. Chicago State	2011-12
15	v. Tulsa	2017-18

3-Point Field Goals Attempted

48	v. Tulane	2/7/23
48	v. Oakland	1998-99
39	v. Savannah State	2017-18
36	v. Tulsa	2/12/22
	v. Eastern Kentucky	2008-09
	v. Temple	1993-94
	v. Coppin State	2001-02
35	v. Georgia Tech	11/22/23
	v. Chicago State	2011-12
34	v. Louisiana-Monroe	2001-02
	v. Chicago State	2013-14
	v. USF	2016-17
	v. Arizona	11/20/22
	v. Detroit Mercy	12/21/22
	v. Detroit Mercy	11/10/23
33	v. Memphis	2019-20
	v. Houston	2020-21

3-Point Field Goal Percentage (min: 5 made)

.833	v. Regis (5-6)	1986-87
------	----------------	---------

.750	v. Central Florida (6-8)	2014-15
.741	v. Duke (5-7)	1998-99
.682	v. Tulsa (15-22)	2017-18
.667	v. Massachusetts (8-12)	1992-93
.643	v. Temple (9-14)	2014-15
.636	v. Stony Brook (7-11)	2014-15
.632	v. Vermont (12-19)	2019-20

Free Throws Made

42	v. Louisville	2002-03
41	v. Arkansas-Pine Bluff	2015-16
38	v. UAB	1997-98
38	at UConn (AAC)	2016-17
37	v. North Texas State	1957-58
36	v. Bradley	1956-57

Free Throws Attempted

59	v. Arkansas-Pine Bluff	2015-16
58	v. Louisville	2002-03
55	v. UAB	1997-98
55	v. Bowling Green	2019-20
51	v. North Texas State	1957-58
49	v. Miami (OH)	1952-53
	v. Miami (OH)	1956-57
	v. Arkansas	1995-96

Free Throw Percent (min. 8×= made)

1.000	v. Loyola (Ill.) (12-12)	1986-87
	v. Saint Louis (8-8)	1992-93
	v. Temple (17-17)	1995-96
	v. Louisville (18-18)	2005-06
	at Texas Tech (10-10)	2/3/24

Rebounds

84	v. Union	1954-55
82	v. Kent State	1952-53
80	v. Tennessee	1955-56
	v. North Texas State	1957-58

Rebound Margin

+48	v. Chicago State	2013-14
+45	v. Tennessee	1955-56
+43	v. Union	1954-55
+40	v. Case Western Reserve	1952-53
	v. North Texas State	1957-58

Assists

41	v. St. Joseph's (Ind.)	1975-76
32	v. Robert Morris	2015-16
29	v. Fairleigh Dickinson	2016-17
28	v. Pacific	1958-59
27	(last vs. Toledo, 2009-10)	

Steals

23	v. Ark.-Little Rock	2012-13
20	v. Tulane	1978-79
	v. Howard	1996-97
19	v. Akron	1976-77
	v. Arkansas-Pine Bluff	2015-16
18	v. Bowling Green	1989-90
	v. Wyoming	1995-96

Blocked Shots

18	v. Marquette	2005-06
15	v. Iowa State	1999-00
14	v. DePaul	1997-98
13	v. Memphis	1999-00
	v. Miami (Ohio)	2004-05

Turnovers

31	v. Cleveland State	1973-74
29	v. Pittsburgh	1978-79
	v. Tulane	1978-79
	v. Xavier	1997-98

	v. Central Michigan	2006-07
Personal Fouls		
39	v. William & Mary	1951-52
38	v. Morehead State	1955-56
	v. Louisville	1985-86
37	v. Miami (Ohio)	1951-52

Disqualifications

5	v. William & Mary	1950-51
	v. St. Bonaventure	1950-51

Overtime Periods

7	v. Bradley	1981-82
	(75-73 UC win), NCAA Record	

Fewest Points Scored

11	v. Kentucky	1983-84
31	v. Louisville	1980-81
37	v. Louisville	1983-84
38	v. Georgia Tech	1977-88

Fewest Field Goals Made

5	v. Kentucky	1983-84
12	v. Memphis	2008-09
	v. LaSalle	1948-49
13	v. Saint Louis	1960-61
	v. Connecticut	2013-14

Fewest Field Goals Attempted

12	v. Kentucky	1983-84
----	-------------	---------

Lowest Field Goal Percentage

.156	v. LaSalle (12-77)	1948-49
.207	v. Butler (17-82)	1948-49
.215	v. Butler (17-79)	1948-49
.222	v. Duquesne (14-63)	1951-52
.243	v. Miami (Ohio) (17-71)	1948-49

Fewest 3-Point Field Goals Made

0	(last vs. Tulane, 2014-15)	
---	----------------------------	--

Fewest 3-Point Field Goals Att.

2	v. South Carolina	1988-89
	v. Morehead State	1986-87

Lowest 3-Point FG Percentage

.000	v. multiple opponents	
------	-----------------------	--

Fewest Free Throws Made

0	v. Georgia Tech	1977-78
1	v. VCU	1978-79
	v. Kentucky	1983-84
	v. Pittsburgh	2013-14

Fewest Free Throws Attempted

0	v. Georgia Tech	1977-78
2	v. Louisville	2008-09
	v. Kentucky	1983-84
	v. Tulane	1982-83
3	v. Brown	1973-74
	v. Pittsburgh	2013-14

Lowest Free Throw Percentage

.143	v. Louisville (1-7)	2011-12
.222	v. UNC Wilmington (2-9)	2000-01
.286	v. Toledo (4-14)	1951-52
.300	v. Tulsa (3-10)	1966-67
	v. East Carolina (3-10)	2001-02

Fewest Rebounds

9	v. Kentucky	1983-84
---	-------------	---------

13	v. Georgia Tech	1977-78
15	v. Louisville	1980-81

Fewest Assists

1	v. Xavier	1968-69
2	v. multiple opponents	

Fewest Steals

0	v. multiple opponents	
---	-----------------------	--

Fewest Blocked Shots

0	v. multiple opponents	
---	-----------------------	--

Fewest Turnovers

3	v. Ohio State	1960-61
	v. Louisville	1984-85
	v. Boston University	2001-02
	v. Villanova	2011-12
	v. Memphis	2013-14
	v. Texas Southern	2016-17
	v. Memphis	2017-18
4	v. Virginia Tech	1982-83
	v. Charlotte	2000-01
	v. Middle Tennessee	2003-04
	v. Georgetown	2005-06
	at Houston	2018-19
	v. Detroit Mercy	12/21/22
	at South Florida	1/18/23

Fewest Personal Fouls

5	v. Chaminade	11/7/22
	v. Southern Miss	1985-86
	v. VCU	2014-15

Fewest Records begin with 1946-47



Leonard Stokes scored 31 points while Cincinnati set a school record, making 42 free throws in a 101-80 win over Louisville on Feb. 21, 2003.

SINGLE-GAME INDIVIDUAL RECORDS

Minutes Played

73	Bobby Austin v. Bradley	1981-82
64	Dwight Jones v. Bradley	1981-82
63	Junior Johnson v. Bradley	1981-82
	Mike Williams v. Bradley	1981-82
60	David Kennedy v. Memphis	1980-81
56	Troy Caupain vs. UConn	2015-16

Points

62	O. Robertson v. North Texas	1959-60
56	O. v. Seton Hall	1957-58
	O. Robertson v. Arkansas	1957-58
50	O. Robertson v. St. Louis	1957-58
	O. Robertson v. Wich. State	1957-58
	O. Robertson v. Iowa	1959-60

Field Goals Made

23	O. Robertson v. N. Texas St.	1959-60
22	O. Robertson v. Seton Hall	1957-58
21	O. Robertson v. Arkansas	1957-58
19	Larry Imburgia v. Cedarville	1950-51
	O. Robertson v. Kansas	1959-60

Field Goals Attempted

36	O. Robertson v. Arkansas	1957-58
34	O. Robertson v. Miami (Ohio)	1958-59
33	Jack Twyman v. WKU	1954-55
	O. Robertson v. Iowa	1959-60
32	Jack Twyman v. Ball State	1954-55
	O. Robertson v. Seton Hall	1957-58
	O. Robertson v. Bradley	1959-60
	O. Robertson v. Wichita State	1959-60
	LaZelle Durden v. Wyoming	1994-95

Field Goal Percentage (min. 10 made)

.933	Danny Fortson v. E. Mich. (14-15)	1996-97
.923	George Wilson v. Ohio (12-13)	1962-63
.917	Kenyon Martin v. UNLV (11-12)	1998-99
.909	Erik Martin v. SEMO (10-11)	1992-93
	Eric Hicks v. DePaul (10-11)	2004-05

3-Point Field Goals Made

10	Melvin Levett v. E. Kentucky	1997-98
9	Landers Nolley II vs. Arizona	1/21/22
	LaZelle Durden v. Memphis	1993-94
	Deonta Vaughn v. Wofford	2006-07
	Deonta Vaughn v. C. Carolina	2007-08
8	Nick Van Exel v. Temple	1992-93
	LaZelle Durden v. Temple	1993-94
	LaZelle Durden v. Austin Peay	1993-94
	LaZelle Durden v. Chgo State	1993-94
	LaZelle Durden v. Saint Louis	1993-94
	LaZelle Durden v. Dayton	1993-94
	Melvin Levett v. Oakland	1998-99
	Steve Logan v. Oakland	1998-99
	Field Williams v. Coppin State	2003-04
	Tony Bobbitt v. USF	2003-04
	Deonta Vaughn v. UConn	2007-08
	Sean Kilpatrick v. N.C. A&T	2012-13

3-Point Field Goals Attempted

20	LaZelle Durden v. Wyoming	1994-95
17	LaZelle Durden v. Temple	1993-94
	LaZelle Durden v. Dayton	1993-94
	Deonta Vaughn v. Wofford	2006-07
16	Darnell Burton v. Miss. State	1995-96
	Melvin Levett v. Oakland	1998-99
	Deonta Vaughn v. USF	2006-07

3-Point Field Goal Percentage (min. 5 made)

1.000	Field Williams v. Louisville (5-5)	2001-02
1.000	Marcus Sikes v. G'town (5-5)	2006-07
1.000	Sean Kilpatrick v. Wright State (5-5)	2010-11
1.000	Justin Jenifer v. SMU (5-5)	2018-19
.833	Darnell Burton v. Xavier (5-6)	1995-96
.800	Field Williams v. Cop. State (8-10)	2003-04

Free Throws Made

22	O. Robertson v. North Texas St.	1958-59
----	---------------------------------	---------

20	O. Robertson v. Wichita St.	1957-58
19	Deonta Vaughn v. Notre Dame	2008-09
	O. Robertson v. St. Bonaventure	1959-60
18	O. Robertson v. Drake	1959-60
	Bobby Brannen v. Minnesota	1997-98

Free Throws Attempted

25	O. Robertson v. North Texas St.	1958-59
	O. Robertson v. St. Bonaventure	1959-60
22	Deonta Vaughn v. N.Dame	2008-09
	O. Robertson v. Miami (Ohio)	1957-58
	Jarron Cumberland v. Temple	2019-20
21	O. Robertson v. Wichita St.	1957-58
	Chris McNeal v. BGSU	2019-20
20	O. Robertson v. New York	1958-59
	O. Robertson v. Drake	1959-60
	Bobby Brannen v. Minnesota	1997-98
	Jason Maxiell v. Valparaiso	2003-04

Free Throw Percentage (min. 10 made)

Sean Kilpatrick v. IA State (16-16)	2012-13
O. Robertson v. Xavier (14-14)	1957-58
Bobby Brannen v. So. Miss. (14-14)	1997-98
O. Robertson v. Seton Hall (12-12)	1957-58
Steve Logan v. IA State (12-12)	1999-00
David DelJulius v. Houston (12-12)	2021-22
Steve Logan v. USF (11-11)	2000-01
Sean Kilpatrick v. L'ville (11-11)	2013-14
Junior Johnson v. Xavier (10-10)	1982-83
Bobby Brannen v. Morehead St. (10-10)	1997-98
Steve Logan v. W. Forest (10-10)	2001-02
Eric Hicks v. Louisville (10-10)	2005-06
Yancy Gates v. G'town (10-10)	2010-11

Rebounds

33	Connie Dierking v. Loyola (La.)	1956-57
31	Connie Dierking v. North Texas	1957-58
30	Jack Twyman v. Miami (Ohio)	1954-55
	Connie Dierking v. GW	1955-56

Assists

16	Steve Logan v. Coppin State	2001-02
15	Eddie Lee v. Seton Hall	1978-79
13	O. Robertson v. K-State	1958-59
12	O. Robertson v. Pacific	1958-59
	O. Robertson v. DePaul	1959-60
	Dean Foster v. Wichita State	1965-66
	Eddie Lee v. West Virginia	1978-79
	Eddie Lee v. Florida State	1978-79
	Eddie Lee v. North Carolina	1979-80
	Elnarado Givens v. S. Florida	1987-88
	David DelJulius v. SMU	2020-21
	David DelJulius v. ECU	1/11/23

Steals

8	Dick Dallmer v. Xavier	1948-49
	Tony Bobbitt v. Coppin State	2003-04
7	Michael Horton v. Louisville	1997-98
	Cashmere Wright v. Villanova	2011-12
6	Brian Williams v. Kent State	1976-77
	Brian Williams v. St. Joe's (Ind.)	1976-77
	Eddie Lee v. Rutgers	1976-77
	Bobby Austin v. Tulane	1978-79
	Kenneth Henry v. ECU	1985-86
	Ronnie Ellison v. NKU	1987-88
	Ronnie Ellison v. VA Tech	1987-88
	Allen Jackson v. Saint Louis	1991-92
	Terry Nelson v. GA Southern	1992-93
	Erik Martin v. Xavier	1992-93
	Charles Williams v. Howard	1996-97
	Kenyon Martin v. Nicholls State	1998-99
	Deonta Vaughn v. NC State	2006-07
	Cashmere Wright v. Villanova	2011-12
	Sean Kilpatrick v. Ark.-Pine Bluff	2011-12

Blocked Shots

10	Rick Roberson v. Bradley	1966-67
	Jim Ard v. Miami (Ohio)	1968-69
	Kenyon Martin v. DePaul	1997-98
	Kenyon Martin v. Memphis	1999-00
	Eric Hicks v. Marquette	2005-06
8	George Wilson v. Dayton	1963-64

Kenyon Martin v. Louisville	1997-98
Eric Hicks v. Xavier	2003-04
Jason Maxiell v. Houston	2004-05
Viktor Lakhin v. SMU	1/14/23

Turnovers

11	Dean Foster v. Wichita State	1965-66
10	Derrek Dickey v. Louisville	1971-72
	Dwight Jones v. Augustana	1979-80

TRIPLE DOUBLES

Oscar Robertson v. Pacific (39 points, 23 rebounds, 10 assists)	Dec. 17, 1958
Oscar Robertson v. Miami (Ohio) (43 points, 21 rebounds, 10 assists)	Feb. 17, 1959
Oscar Robertson v. Wichita State (34 points, 14 rebounds, 11 assists)	Feb. 21, 1959
Oscar Robertson v. Kansas State (24 points, 17 rebounds, 13 assists)	Mar. 14, 1959
Oscar Robertson v. Louisville (39 points, 17 rebounds, 10 assists)	Mar. 21, 1959
Oscar Robertson v. Indiana State (45 points, 23 rebounds, 10 assists)	Dec. 1, 1959
Oscar Robertson v. Bradley (42 points, 22 rebounds, 10 assists)	Dec. 22, 1959
Oscar Robertson v. N. Texas State (16 points, 11 rebounds, 11 assists)	Feb. 8, 1960
Oscar Robertson v. California (18 points, 10 rebounds, 10 assists)	Mar. 18, 1960
Oscar Robertson v. New York (32 points, 14 rebounds, 11 assists)	Mar. 19, 1960
Rick Roberson v. Bradley (16 points, 10 rebounds, 10 blocks)	Jan. 17, 1967
Kenyon Martin v. DePaul (24 points, 23 rebounds, 10 blocks)	Feb. 21, 1997
Kenyon Martin v. Memphis (28 points, 13 rebounds, 10 blocks)	Jan. 19, 2000
Kenny Satterfield v. Tulane (12 points, 11 rebounds, 10 assists)	Jan. 29, 2001
Eric Hicks v. Marquette (22 points, 12 rebounds, 10 blocks)	Jan. 7, 2006

Triple Double Leaders

Oscar Robertson	10
Kenyon Martin	2
Eric Hicks	1
Rick Roberson	1
Kenny Satterfield	1



2023-24 Cincinnati Men's Basketball Combined Team Statistics All games

Game Records

Record	Overall	Home	Away	Neutral
ALL GAMES	15-9	12-4	3-4	0-1
CONFERENCE	4-7	2-4	2-3	0-0
NON-CONFERENCE	11-2	10-0	1-1	0-1

Score by Periods

Team	1st	2nd	OT	TOT
Cincinnati	825	963	26	1814
Opponents	752	836	17	1605

Team Box Score

No.	Player				Total		3-Point		F-Throw		Rebounds											
		GP-GS	MIN	AVG	FG-FGA	FG%	3FG-3FGA	3FG%	FT-FTA	FT%	OFF	DEF	TOT	AVG	PF	DQ	A	TO	BLK	STL	PTS	AVG
0	SKILLINGS JR., Dan	24-4	620:12	25.8	108-255	.424	30-94	.319	47-69	.681	56	92	148	6.2	42	0	33	29	17	17	293	12.2
30	LAKHIN, Viktor	23-23	563:54	24.5	99-202	.490	14-52	.269	33-59	.559	61	93	154	6.7	39	1	44	34	23	15	245	10.7
1	THOMAS, Day Day	24-24	598:42	24.9	92-233	.395	19-78	.244	46-58	.793	11	44	55	2.3	45	2	74	51	6	37	249	10.4
15	NEWMAN III, John	24-24	697:13	29.1	84-166	.506	18-51	.353	46-61	.754	42	90	132	5.5	56	0	41	33	5	33	232	9.7
41	LUKOSIUS, Simas	22-14	613:29	27.9	71-185	.384	42-121	.347	27-34	.794	12	57	69	3.1	23	0	62	43	3	10	211	9.6
2	JAMES, Jizzle	24-0	398:23	16.6	66-159	.415	16-41	.390	32-41	.780	16	29	45	1.9	24	0	51	26	7	9	180	7.5
55	BANDAOGO, Aziz	16-13	383:13	24.0	39-64	.609	1-2	.500	36-59	.610	37	89	126	7.9	35	2	10	18	22	7	115	7.2
5	FREDRICK, CJ	13-10	285:59	22.0	28-67	.418	22-51	.431	8-11	.727	4	10	14	1.1	17	0	21	5	1	3	86	6.6
13	REYNOLDS, Jamille	15-1	200:36	13.4	32-67	.478	1-4	.250	15-26	.577	18	39	57	3.8	22	0	7	16	8	2	80	5.3
33	OGUAMA, Ody	20-7	220:23	11.0	26-49	.531	1-2	.500	10-19	.526	21	35	56	2.8	27	0	5	7	12	5	63	3.2
11	ANTHONY, C.J.	6-0	22:52	3.8	4-13	.308	2-8	.250	5-6	.833	3	4	7	1.2	1	0	2	1	0	1	15	2.5
10	REED, Josh	22-0	224:34	10.2	15-38	.395	9-25	.360	6-9	.667	10	31	41	1.9	22	0	13	9	1	7	45	2.0
44	TOLENTINO, Sage	2-0	08:16	4.1	0-2	.000	0-1	.000	0-0	.000	0	1	1	0.5	1	0	0	0	0	0	0	0.0
14	LONG, Landen	3-0	06:07	2.0	0-1	.000	0-0	.000	0-0	.000	0	0	0	0.0	0	0	0	0	0	0	0	0.0
21	KIRKWOOD, Chase	3-0	06:08	2.0	0-1	.000	0-0	.000	0-0	.000	0	0	0	0.0	0	0	0	1	0	0	0	0.0
Team											48	29	77					16				
Total		24	4850		664-1502	.442	175-530	.330	311-452	.688	339	643	982	40.9	354	5	363	289	105	146	1814	75.6
Opponents		24	4850		582-1406	.414	156-485	.322	285-388	.735	212	550	762	31.8	401	11	298	283	89	158	1605	66.9

Team Statistics

	UC	OPP
Scoring	1814	1605
Points per game	75.6	66.9
Scoring margin	+8.7	-
Field goals-att	664-1502	582-1406
Field goal pct	.442	.414
3 point fg-att	175-530	156-485
3-point FG pct	.330	.322
3-pt FG made per game	7.3	6.5
Free throws-att	311-452	285-388
Free throw pct	.688	.735
F-Throws made per game	13.0	11.9
Rebounds	982	762
Rebounds per game	40.9	31.8
Rebounding margin	+9.2	-
Assists	363	298
Assists per game	15.1	12.4
Turnovers	289	283
Turnovers per game	12.0	11.8
Turnover margin	-0.3	-
Assist/turnover ratio	1.3	1.1
Steals	146	158
Steals per game	6.1	6.6
Blocks	105	89
Blocks per game	4.4	3.7
Winning streak	0	-
Home win streak	0	-
Attendance	158751	78174
Home games-Avg/Game	16-9922	7-11168
Neutral site-Avg/Game	-	1-12547

Team Results

Date	Opponent	Score	Att.
11/06/2023	UIC	W 69-58	9936
11/10/2023	Detroit Mercy	W 93-61	4267
11/12/2023	Eastern Wash.	W 85-73	3063
11/19/2023	Northern Ky.	W 90-66	10018
11/22/2023	Georgia Tech	W 89-54	11756
11/28/2023	at Howard	Wot 86-81	1324
12/03/2023	FGCU	W 99-62	9812
12/09/2023	at Xavier	L 79-84	10724
12/12/2023	Bryant	W 85-53	9303
12/16/2023	vs Dayton	L 68-82	12547
12/19/2023	Merrimack	W 65-49	9477
12/22/2023	Stetson	W 83-75	9762
12/29/2023	Evansville	W 76-58	10977
01/06/2024	at BYU	W 71-60	16879
01/09/2024	Texas	L 73-74	11014
01/13/2024	at Baylor	L 59-62	7500
01/16/2024	TCU	Wot 81-77	10314
01/20/2024	Oklahoma	L 65-69	12406
01/22/2024	at Kansas	L 69-74	16300
01/27/2024	UCF	W 68-57	12112
01/31/2024	at West Virginia	L 65-69	10349
02/03/2024	at Texas Tech	W 75-72	15098
02/10/2024	Houston	L 62-67	12715
02/13/2024	Iowa St.	L 59-68	11819



2023-24 Cincinnati Men's Basketball Combined Team Statistics In Conference games

Game Records

Record	Overall	Home	Away	Neutral
ALL GAMES	4-7	2-4	2-3	0-0
CONFERENCE	4-7	2-4	2-3	0-0
NON-CONFERENCE	0-0	0-0	0-0	0-0

Score by Periods

Team	1st	2nd	OT	TOT
Cincinnati	336	397	14	747
Opponents	360	379	10	749

Team Box Score

No.	Player				Total		3-Point		F-Throw		Rebounds											
		GP-GS	MIN	AVG	FG-FGA	FG%	3FG-3FGA	3FG%	FT-FTA	FT%	OFF	DEF	TOT	AVG	PF	DQ	A	TO	BLK	STL	PTS	AVG
0	SKILLINGS JR., Dan	11-4	312:28	28.4	55-127	.433	18-52	.346	19-29	.655	23	39	62	5.6	23	0	14	13	9	11	147	13.4
15	NEWMAN III, John	11-11	346:32	31.5	40-78	.513	8-22	.364	23-31	.742	23	43	66	6.0	29	0	16	17	1	15	111	10.1
41	LUKOSIUS, Simas	11-11	346:04	31.5	34-99	.343	20-68	.294	22-26	.846	7	30	37	3.4	14	0	26	26	2	8	110	10.0
1	THOMAS, Day Day	11-11	290:34	26.4	38-108	.352	6-32	.188	19-23	.826	7	16	23	2.1	20	1	34	30	2	13	101	9.2
30	LAKHIN, Viktor	10-10	227:57	22.8	25-64	.391	4-19	.211	14-26	.538	16	27	43	4.3	14	1	14	16	10	7	68	6.8
2	JAMES, Jizzle	11-0	163:57	14.9	26-64	.406	7-15	.467	10-13	.769	7	11	18	1.6	11	0	19	11	2	2	69	6.3
55	BANDAOGO, Aziz	10-8	239:23	23.9	20-36	.556	1-2	.500	19-31	.613	22	50	72	7.2	23	2	5	13	12	4	60	6.0
13	REYNOLDS, Jamille	11-0	140:55	12.8	21-40	.525	0-2	.000	9-17	.529	9	25	34	3.1	17	0	5	10	7	1	51	4.6
10	REED, Josh	11-0	113:46	10.3	5-13	.385	3-9	.333	4-5	.800	1	11	12	1.1	13	0	4	5	0	6	17	1.5
5	FREDRICK, CJ	2-0	18:04	9.0	1-2	.500	0-1	.000	1-1	1.000	0	0	0	0.0	1	0	2	1	0	0	3	1.5
33	OGUAMA, Ody	7-0	25:19	3.6	5-8	.625	0-0	.000	0-0	.000	5	4	9	1.3	3	0	0	1	2	0	10	1.4
11	ANTHONY, C.J.	1-0	00:02	0.0	0-0	.000	0-0	.000	0-0	.000	0	0	0	0.0	0	0	0	0	0	0	0	0.0
Team											23	13	36					11				
Total		11	2225		270-639	.423	67-222	.302	140-202	.693	143	269	412	37.5	168	4	139	154	47	67	747	67.9
Opponents		11	2225		274-647	.423	73-219	.333	128-179	.715	122	247	369	33.5	186	3	145	133	31	85	749	68.1

Team Statistics

	UC	OPP
Scoring	747	749
Points per game	67.9	68.1
Scoring margin	-0.2	-
Field goals-att	270-639	274-647
Field goal pct	.423	.423
3 point fg-att	67-222	73-219
3-point FG pct	.302	.333
3-pt FG made per game	6.1	6.6
Free throws-att	140-202	128-179
Free throw pct	.693	.715
F-Throws made per game	12.7	11.6
Rebounds	412	369
Rebounds per game	37.5	33.5
Rebounding margin	+3.9	-
Assists	139	145
Assists per game	12.6	13.2
Turnovers	154	133
Turnovers per game	14.0	12.1
Turnover margin	-1.9	-
Assist/turnover ratio	0.9	1.1
Steals	67	85
Steals per game	6.1	7.7
Blocks	47	31
Blocks per game	4.3	2.8
Winning streak	0	-
Home win streak	0	-
Attendance	70380	66126
Home games-Avg/Game	6-11730	5-13225
Neutral site-Avg/Game	-	0-0

Team Results

Date	Opponent		Score	Att.
01/06/2024	at BYU	W	71-60	16879
01/09/2024	Texas	L	73-74	11014
01/13/2024	at Baylor	L	59-62	7500
01/16/2024	TCU	Wot	81-77	10314
01/20/2024	Oklahoma	L	65-69	12406
01/22/2024	at Kansas	L	69-74	16300
01/27/2024	UCF	W	68-57	12112
01/31/2024	at West Virginia	L	65-69	10349
02/03/2024	at Texas Tech	W	75-72	15098
02/10/2024	Houston	L	62-67	12715
02/13/2024	Iowa St.	L	59-68	11819



**2023-24 Cincinnati Men's Basketball
Team Game-by-Game
All games**

Opponent	Date	Score		Total		3-Pointers		Free throws		Rebounds				PF	A	TO	BLK	STL	PTS	AVG
				FG-FGA	PCT	3FG-3FGA	PCT	FT-FTA	PCT	OFF	DEF	TOT	AVG							
UIC	11/06/2023	69-58	W	28-67	.418	5-25	.200	8-13	.615	10	29	39	39.0	9	12	9	2	11	69	69.0
Detroit Mercy	11/10/2023	93-61	W	35-71	.493	16-34	.471	7-15	.467	19	33	52	45.5	13	23	13	2	5	93	81.0
Eastern Wash.	11/12/2023	85-73	W	28-60	.467	8-21	.381	21-31	.677	7	29	36	42.3	19	14	7	2	6	85	82.3
Northern Ky.	11/19/2023	90-66	W	35-70	.500	10-27	.370	10-13	.769	18	27	45	43.0	10	21	8	4	6	90	84.3
Georgia Tech	11/22/2023	89-54	W	29-62	.468	14-35	.400	17-24	.708	8	26	34	41.2	15	17	6	4	7	89	85.2
at Howard	11/28/2023	86-81	Wot	33-69	.478	3-19	.158	17-21	.810	18	23	41	41.2	14	16	10	4	7	86	85.3
FGCU	12/03/2023	99-62	W	39-69	.565	11-19	.579	10-13	.769	16	30	46	41.9	11	23	10	4	8	99	87.3
at Xavier	12/09/2023	79-84	L	32-74	.432	5-23	.217	10-16	.625	16	29	45	42.3	21	15	11	7	4	79	86.3
Bryant	12/12/2023	85-53	W	25-62	.403	6-17	.353	29-37	.784	15	42	57	43.9	17	15	15	10	5	85	86.1
vs Dayton	12/16/2023	68-82	L	27-73	.370	6-25	.240	8-16	.500	20	21	41	43.6	19	11	7	3	3	68	84.3
Merrimack	12/19/2023	65-49	W	24-55	.436	5-12	.417	12-19	.632	15	30	45	43.7	7	16	18	5	8	65	82.5
Stetson	12/22/2023	83-75	W	32-62	.516	7-22	.318	12-17	.706	16	24	40	43.4	19	19	9	3	2	83	82.6
Evansville	12/29/2023	76-58	W	27-69	.391	12-29	.414	10-15	.667	18	31	49	43.8	12	22	12	8	7	76	82.1
at BYU	01/06/2024	71-60	W	23-54	.426	6-15	.400	19-24	.792	10	35	45	43.9	14	13	19	2	8	71	81.3
Texas	01/09/2024	73-74	L	29-61	.475	7-17	.412	8-15	.533	11	23	34	43.3	10	17	15	5	6	73	80.7
at Baylor	01/13/2024	59-62	L	24-61	.393	4-21	.190	7-12	.583	12	20	32	42.6	16	11	10	1	7	59	79.4
TCU	01/16/2024	81-77	Wot	32-61	.525	6-16	.375	11-21	.524	9	26	35	42.1	15	17	15	6	8	81	79.5
Oklahoma	01/20/2024	65-69	L	22-57	.386	7-26	.269	14-22	.636	12	22	34	41.7	15	15	8	7	6	65	78.7
at Kansas	01/22/2024	69-74	L	24-61	.393	3-18	.167	18-23	.783	16	24	40	41.6	23	7	16	2	6	69	78.2
UCF	01/27/2024	68-57	W	24-52	.462	3-14	.214	17-25	.680	14	25	39	41.5	12	15	12	3	3	68	77.7
at West Virginia	01/31/2024	65-69	L	25-66	.379	9-32	.281	6-8	.750	18	24	42	41.5	18	12	13	5	8	65	77.0
at Texas Tech	02/03/2024	75-72	W	29-65	.446	7-20	.350	10-10	1.000	17	22	39	41.4	18	13	13	8	7	75	77.0
Houston	02/10/2024	62-67	L	19-51	.373	6-20	.300	18-25	.720	9	25	34	41.0	13	8	8	3	2	62	76.3
Iowa St.	02/13/2024	59-68	L	19-50	.380	9-23	.391	12-17	.706	15	23	38	40.9	14	11	25	5	6	59	75.6
Total		1814		664-1502	.442	175-530	.330	311-452	.688	339	643	982	40.9	354	363	289	105	146	1814	75.6
Opponents		1605		582-1406	.414	156-485	.322	285-388	.735	212	550	762	31.8	401	298	283	89	158	1605	66.9

Cincinnati Averages

Games Played	Points/game	FG Pct	3FG Pct	FT Pct	Rebounds/game	Assists/game	Turnovers/game	Assist/Turnover ratio	Steals/game	Blocks/game
24	75.6	44.2	33.0	68.8	40.9	15.1	12.0	1.3	6.1	4.4



**2023-24 Cincinnati Men's Basketball
Opponents Game-by-Game
All games**

Opponent	Date	Score	W	Total		3-Pointers		Free throws		Rebounds				PF	A	TO	BLK	STL	PTS	AVG
				FG-FGA	PCT	3FG-3FGA	PCT	FT-FTA	PCT	OFF	DEF	TOT	AVG							
UIC	11/06/2023	69-58	W	26-60	.433	2-16	.125	4-7	.571	6	30	36	36.0	14	7	15	7	4	58	58.0
Detroit Mercy	11/10/2023	93-61	W	21-56	.375	9-23	.391	10-17	.588	5	21	26	31.0	18	10	15	3	8	61	59.5
Eastern Wash.	11/12/2023	85-73	W	26-58	.448	5-23	.217	16-23	.696	3	29	32	31.3	24	16	10	2	4	73	64.0
Northern Ky.	11/19/2023	90-66	W	26-64	.406	4-20	.200	10-13	.769	11	19	30	31.0	13	10	8	1	4	66	64.5
Georgia Tech	11/22/2023	89-54	W	17-49	.347	5-17	.294	15-19	.789	7	25	32	31.2	16	8	19	10	4	54	62.4
at Howard	11/28/2023	86-81	Wot	30-60	.500	9-21	.429	12-14	.857	8	20	28	30.7	20	15	12	2	5	81	65.5
FGCU	12/03/2023	99-62	W	28-68	.412	5-17	.294	1-3	.333	9	14	23	29.6	10	14	9	4	6	62	65.0
at Xavier	12/09/2023	79-84	L	27-65	.415	8-17	.471	22-26	.846	11	30	41	31.0	19	20	8	3	7	84	67.4
Bryant	12/12/2023	85-53	W	21-66	.318	7-27	.259	4-9	.444	5	28	33	31.2	22	12	12	7	8	53	65.8
vs Dayton	12/16/2023	68-82	L	23-49	.469	8-21	.381	28-30	.933	6	28	34	31.5	13	9	6	7	3	82	67.4
Merrimack	12/19/2023	65-49	W	18-53	.340	9-27	.333	4-6	.667	6	19	25	30.9	15	8	19	3	8	49	65.7
Stetson	12/22/2023	83-75	W	21-53	.396	9-25	.360	24-29	.828	8	16	24	30.3	18	12	6	2	5	75	66.5
Evansville	12/29/2023	76-58	W	24-58	.414	3-12	.250	7-13	.538	5	24	29	30.2	13	12	11	7	7	58	65.8
at BYU	01/06/2024	71-60	W	21-64	.328	13-46	.283	5-10	.500	11	25	36	30.6	19	16	18	3	10	60	65.4
Texas	01/09/2024	73-74	L	29-57	.509	7-20	.350	9-10	.900	5	23	28	30.5	19	15	11	3	8	74	66.0
at Baylor	01/13/2024	59-62	L	22-48	.458	5-20	.250	13-18	.722	7	25	32	30.6	14	13	12	2	4	62	65.8
TCU	01/16/2024	81-77	Wot	30-72	.417	11-25	.440	6-12	.500	18	23	41	31.2	19	20	19	2	10	77	66.4
Oklahoma	01/20/2024	65-69	L	24-58	.414	5-16	.313	16-18	.889	13	28	41	31.7	20	8	10	4	4	69	66.6
at Kansas	01/22/2024	69-74	L	24-52	.462	6-14	.429	20-28	.714	6	23	29	31.6	17	17	11	1	12	74	66.9
UCF	01/27/2024	68-57	W	21-58	.362	8-18	.444	7-9	.778	12	17	29	31.5	18	10	14	4	8	57	66.5
at West Virginia	01/31/2024	65-69	L	24-51	.471	5-11	.455	16-28	.571	9	24	33	31.5	11	15	11	7	4	69	66.6
at Texas Tech	02/03/2024	75-72	W	24-59	.407	5-15	.333	19-24	.792	16	19	35	31.7	14	10	11	0	8	72	66.8
Houston	02/10/2024	62-67	L	27-69	.391	3-16	.188	10-14	.714	17	24	41	32.1	20	9	5	4	5	67	66.8
Iowa St.	02/13/2024	59-68	L	28-59	.475	5-18	.278	7-8	.875	8	16	24	31.8	15	12	11	1	12	68	66.9
Total		1605		582-1406	.414	156-485	.322	285-388	.735	212	550	762	31.8	401	298	283	89	158	1605	66.9
Cincinnati		1814		664-1502	.442	175-530	.330	311-452	.688	339	643	982	40.9	354	363	289	105	146	1814	75.6

Opponents Averages

Games Played	Points/game	FG Pct	3FG Pct	FT Pct	Rebounds/game	Assists/game	Turnovers/game	Assist/Turnover ratio	Steals/game	Blocks/game
24	66.9	41.4	32.2	73.5	31.8	12.4	11.8	1.1	6.6	3.7