



MISSISSIPPI STATE SOFTBALL

25 ALL-AMERICAN HONORS | 17 NCAA REGIONAL APPEARANCES | 35 ALL-SEC HONORS

2024 SCHEDULE

RECORD	8-1
SEC:	0-0
NON-CONFERENCE:	8-1
HOME:	6-0
AWAY:	0-0
NEUTRAL:	2-1

DATE	OPPONENT	TV	TIME/RESULT
Feb. 9	UAB ¹	SEC Network+	11-0 (5)
	IUPUI ¹	SEC Network+	8-0 (5)
Feb. 10	IUPUI ¹	SEC Network+	10-0 (5)
	UAB ¹	SEC Network+	W, 6-2
Feb. 13	#23/23 LOUISIANA	SEC Network+	W, 9-1 (6)
	#23/23 LOUISIANA	SEC Network+	W, 2-1
Feb. 17	vs. #8/7 Clemson ²	FloSoftball	W, 6-3
	vs. #13/16 Utah ²	FloSoftball	W, 10-2 (6)
Feb. 18	vs. UC Davis ²	FloSoftball	L, 1-2
Feb. 22	vs. UCF ³	FloSoftball	1 p.m.
	vs. Notre Dame ³	FloSoftball	4 p.m.
Feb. 23	vs. #1/1 Oklahoma ³	FloSoftball	7:30 p.m.
Feb. 24	vs. Cal State Fullerton ³	FloSoftball	4:30 p.m.
	vs. Fresno State ³	FloSoftball	9:30 p.m.
Feb. 29	SOUTHERN MISS ⁴	SEC Network+	6 p.m.
Mar. 1	TROY ⁴	SEC Network+	3 p.m.
Mar. 2	ALCORN STATE ⁴	SEC Network+	11:30 a.m.
	TROY ⁴	SEC Network+	2 p.m.
Mar. 3	ALCORN STATE ⁴	SEC Network+	12:30 p.m.
	SAMFORD ⁴	SEC Network+	3 p.m.
Mar. 8	at Ole Miss*	SEC Network+	6 p.m.
Mar. 9	at Ole Miss*	SEC Network+	3 p.m.
Mar. 10	at Ole Miss*	SEC Network	3 p.m.
Mar. 12	MEMPHIS	SEC Network+	3 p.m.
	MEMPHIS	SEC Network+	5 p.m.
Mar. 13	ULM	SEC Network+	6 p.m.
Mar. 15	#18/17 TEXAS A&M*	SEC Network+	4 p.m.
Mar. 16	#18/17 TEXAS A&M*	SEC Network+	1 p.m.
Mar. 17	#18/17 TEXAS A&M*	SEC Network+	11 a.m.
Mar. 20	at Alabama State		3 p.m.
	at Alabama State		5 p.m.
Mar. 22	at #15/14 Arkansas*	SEC Network+	6 p.m.
Mar. 23	at #15/14 Arkansas*	SEC Network+	2 p.m.
Mar. 24	at #15/14 Arkansas*	SEC Network+	12 p.m.
Mar. 28	#14/16 FLORIDA*	SEC Network	5 p.m.
Mar. 29	#14/16 FLORIDA*	SEC Network+	4 p.m.
Mar. 30	#14/16 FLORIDA*	SEC Network+	12 p.m.
Apr. 3	at UAB		5 p.m.
Apr. 5	at #17/18 South Carolina*	SEC Network+	5 p.m.
Apr. 6	at #17/18 South Carolina*	SEC Network	1 p.m.
Apr. 7	at #17/18 South Carolina*	SEC Network+	11 a.m.
Apr. 10	SOUTH ALABAMA	SEC Network+	6 p.m.
Apr. 12	#5/5 TENNESSEE*	SEC Network+	6 p.m.
Apr. 13	#5/5 TENNESSEE*	SEC Network	2:30 p.m.
Apr. 14	#5/5 TENNESSEE*	SEC Network+	12 p.m.
Apr. 17	vs. Southern Miss ⁵		6:30 p.m.
Apr. 23	at Samford		5 p.m.
Apr. 27	at #11/13 Missouri*	SEC Network	8 p.m.
Apr. 28	at #11/13 Missouri*	SEC Network	5 p.m.
Apr. 29	at #11/13 Missouri*	SEC Network	6 p.m.
May 3	#3/3 GEORGIA*	SEC Network+	4 p.m.
May 4	#3/3 GEORGIA*	SEC Network+	12 p.m.
May 5	#3/3 GEORGIA*	SEC Network	11 a.m.
May 7-11	SEC Tournament	SEC Network	TBD

* Southeastern Conference game | All times CT

¹ The Snowman: Alex Wilcox Memorial (Starkville, Miss.)

² Puerto Vallarta College Challenge (Puerto Vallarta, Mexico)

³ Mary Nutter Collegiate Classic (Cathedral City, Calif.)

⁴ Bulldog Invitational (Starkville, Miss.)

⁵ Jackson, Miss. (Mississippi College Softball Complex)

⁶ SEC Tournament (Auburn, Ala.)

25/20 MISSISSIPPI STATE (8-1, 0-0 SEC) AT MARY NUTTER COLLEGIATE CLASSIC

FEBRUARY 22-24 | CATHEDRAL CITY, CALIF. | BIG LEAGUE DREAMS COMPLEX



HEAD COACH: Samantha Ricketts
RECORD AT MSU: 133-80 (5th Year)
CAREER RECORD: 133-80 (5th Year)
STREAK: Lost 1
LAST 10 GAMES: 8-2
RANKINGS:
 NFCA Coaches - 25 | USA Softball - 20
 D1Softball - 21 | Softball America - 18



MARY NUTTER CLASSIC HISTORY

OVERALL: 13-7 | **YEARS:** '05, '08, '18, '20
OPPONENTS: Arizona St. (0-1); BYU (0-1); California (1-1); Cal St. Fullerton (1-1); CSU Northridge (1-0); Nebraska (1-0); Oklahoma St. (1-0); Oregon (1-1); Oregon St. (1-1); Pacific (0-1); San Diego St. (2-0); San Jose St. (1-0); UC Riverside (2-0); Utah (1-0)

	AVG	R/G	H/G	SLG	OBP	RBI	SB-ATT	ERA	K/7	K:BB	OPP	FLD
#25/20 Mississippi State	.377	7.0	9.7	.561	.461	57	13-15	0.64	7.30	14.25	.169	.956
UCF	.362	7.8	10.0	.534	.428	56	17-19	3.08	5.88	1.91	.259	.986
Notre Dame	.313	4.9	8.3	.408	.386	35	11-11	3.04	4.75	3.27	.259	.974
#1/1 Oklahoma	.346	7.4	9.0	.581	.441	62	12-13	0.50	7.00	3.73	.151	.991
Cal St. Fullerton	.343	5.1	9.0	.470	.397	44	22-26	2.16	6.48	4.50	.213	.988
Fresno State	.332	4.6	9.2	.458	.404	42	6-8	4.90	4.12	1.11	.255	.965

THURSDAY, FEBRUARY 22

Mississippi St. vs. UCF (H) | 4 p.m. CT
 TV: FloSoftball

Notre Dame vs. Mississippi St. (H) | 5 p.m. CT
 TV: FloSoftball

FRIDAY, FEBRUARY 23

Mississippi St. vs. #1/1 Oklahoma (H)
 7:30 p.m. CT
 TV: FloSoftball

SATURDAY, FEBRUARY 24

Fresno St. at Mississippi St. (H) | 4:30 p.m. CT
 TV: FloSoftball

Mississippi St. vs. Cal St. Fullerton (H) | 9:30 p.m. CT
 TV: FloSoftball

UCF SERIES HISTORY

OVERALL: 1-1 | **CURRENT STREAK:** Lost 1
HOME: 0-0 | **AWAY:** 0-0 | **NEUTRAL:** 1-1
LAST MEETING: Feb. 19, 2023 in Clearwater, Fla. (MSU 5, UCF 6)

NOTRE DAME SERIES HISTORY

OVERALL: 1-1 | **CURRENT STREAK:** Won 1
HOME: 0-0 | **AWAY:** 0-0 | **NEUTRAL:** 1-1
LAST MEETING: Mar. 1, 2015 in Orlando, Fla. (MSU 6, ND 1)

OKLAHOMA SERIES HISTORY

OVERALL: 0-7 | **CURRENT STREAK:** Lost 7
HOME: 0-2 | **AWAY:** 0-1 | **NEUTRAL:** 0-4
LAST SERIES: Mar. 10-11, 2023; OU swept in Starkville, Miss. (G1: OU, 7-0 | G2: OU, 9-3)

CAL STATE FULLERTON SERIES HISTORY

OVERALL: 1-6 | **CURRENT STREAK:** Lost 4
HOME: 0-0 | **AWAY:** 0-0 | **NEUTRAL:** 1-6
LAST MEETING: Feb. 24, 2018 in Cathedral City, Calif. (MSU 1, CSUF 4)

FRESNO STATE SERIES HISTORY

OVERALL: 1-3 | **CURRENT STREAK:** Won 1
HOME: 0-0 | **AWAY:** 0-1 | **NEUTRAL:** 1-2
LAST MEETING: Feb. 16, 2017 in Puerto Vallarta, Mexico (MSU 4, FRES 1)

PROBABLE STARTING LINEUP

#	NAME	POS.	YR.	B/T	AVG	3B	R	H	2B	3B	HR	RBI	TB	SLG	OBP
29	Sierra Sacco	CF	Jr.	L/R	.318	22	10	7	0	1	0	1	9	.409	.545
10	Nadia Barbary	3B	So.	R/R	.357	28	8	10	2	0	0	5	12	.429	.455
6	Paige Cook	RF	5th	R/R	.421	19	4	8	3	0	1	6	14	.737	.480
22	Jessie Blaine	C	Jr.	R/R	.462	26	6	12	2	0	2	11	20	.769	.533
20	Aquana Brownlee	2B	Gr.	R/R	.421	19	1	8	1	0	0	9	9	.474	.478
47	Salen Hawkins	DP	Fr.	R/R	.320	25	6	8	2	0	0	5	10	.400	.370
18	Madisyn Kennedy	1B	5th	R/R	.412	17	3	7	3	0	2	6	16	.941	.421
67	Kylee Edwards	SS	Fr.	R/R	.350	20	4	7	3	1	1	2	15	.750	.458
12	Brylie St. Clair	LF	5th	L/L	.333	15	4	5	0	0	0	1	5	.333	.444
#	PITCHERS	R/L	YR.	ERA	W-L	G-GS	CG	SV	IP	H	R	ER	BB	SO	B/AVG
28	Aspen Wesley	RHP	5th	0.41	3-0	3-3	2	0	17.0	12	4	1	2	17	.190
34	Matalasi Faapito	RHP	5th	0.60	1-1	2-2	2	0	11.2	4	2	1	1	16	.103
55	Josey Marron	RHP	So.	0.86	3-0	3-3	2	0	16.1	10	3	2	0	17	.161

LEADING OFF

ALL ABOUT ASPEN: Aspen Wesley was named the SEC Co-Pitcher of the Week (Feb. 19) and the NCAA Pitcher of the Week (Feb. 20) after earning two complete-game victories against No. 23 Louisiana (Feb. 13) and No. 8 Clemson (Feb. 17).

ROLLING IN RANKED WINS: MSU's four-game ranked winning streak is its longest since taking five straight at the end of the 2021 season. State's current streak trails only that 2021 streak (5 games) and a seven-game run in 2004 for the longest in school history.

BIG-TIME BLAINE: Jessie Blaine leads the team with a 11 RBIs and 20 total bases. She's posted a 1.302 OPS this season. She also leads the team in runs created, per 6-4-3 Charts, at 10.52.

STINGY STAFF: Mississippi State pitchers boast a 0.64 team ERA that ranks fifth nationally. State is also second nationally in WHIP (0.70) and fielding independent pitching (1.18). The Bulldogs have held opponents to a .151 batting average overall, which ranks sixth nationally and third in the SEC.

EVERYBODY HITS: State ranks 11th nationally and leads the SEC with a .377 team batting average. The Bulldogs also boast a .461 on-base percentage that is 13th nationally. Seven players already have double-digit total bases.

MAGIC NUMBER: MSU is 56-2 since the start of 2022 when scoring five or more runs. State scored at least five in 25 of its 27 wins of 2023 and has done so in seven of eight wins in 2024.

LAST 10 GAMES (8-2)*

HITTING LEADERS	AVG	AB	R	H	XB	RBI
TEAM	.351	251	64	88	28	58
Jessie Blaine	.481	27	6	13	4	7
Paige Cook	.421	19	4	8	4	6
Aquana Brownlee	.364	22	1	8	1	9
Nadia Barbary	.355	31	9	11	3	6
Madisyn Kennedy	.350	20	3	7	5	6
PITCHING LEADERS	ERA	IP	H	R	SO	BB
TEAM	0.79	61.2	41	14	61	6
Aspen Wesley	0.41	17.0	12	4	17	2
Matalasi Faapito	0.60	11.2	4	2	16	1
Josey Marron	1.15	18.1	10	4 (3)	17	0

*includes final game of 2023 | *includes transfer stats



MEDIA INFORMATION

MONDAY, FEB. 19	TUESDAY, FEB. 20	WEDNESDAY, FEB. 21	THURSDAY, FEB. 22	FRIDAY, FEB. 23	SATURDAY, FEB. 24	SUNDAY, FEB. 25
Off Day	Team Lift - 7:30 a.m. Hitting Groups Individual times Team Practice - 3-5 p.m.	Travel to Cathedral City, Calif.	vs. UCF - 1 p.m. Cathedral City, Calif. (FloSports) vs. Notre Dame - 4 p.m. Cathedral City, Calif. (FloSports)	Team Practice - 4:30 p.m. Cathedral City, Calif. vs. Oklahoma - 7:30 p.m. Cathedral City, Calif. (FloSports)	vs. Fresno State - 4:30 p.m. Cathedral City, Calif. (FloSports) vs. Cal St. Fullerton - 9:30 p.m. Cathedral City, Calif. (FloSports)	Return travel from Cathedral City, Calif.

MONDAY, FEB. 26	TUESDAY, FEB. 27	WEDNESDAY, FEB. 28	THURSDAY, FEB. 29	FRIDAY, MARCH 1	SATURDAY, MARCH 2	SUNDAY, MARCH 3
Off Day	Team Lift - 7:30 a.m. Hitting Groups Individual times Team Practice - 3-5 p.m.	Team Practice - 3-5 p.m.	Southern Miss - 6 p.m. Starkville (SEC Network+)	Troy - 3 p.m. Starkville (SEC Network+)	Alcorn State - 11:30 a.m. Starkville (SEC Network+) Troy - 2 p.m. Starkville (SEC Network+)	Alcorn State - 12:30 a.m. Starkville (SEC Network+) Samford - 3 p.m. Starkville (SEC Network+)

MEDIA INFORMATION

SOFTBALL MEDIA PORTAL

Mississippi State has created an online portal for media members covering the Bulldogs' softball program. To access the portal, visit hailst.at/SBMedia. The Softball Press Box Page of HailState.com includes links to credential request forms, media guides, quick facts, game notes, box scores, recaps and team and staff headshots.

CREDENTIALS

Working media must apply for single-game credentials at least 24 hours in advance by visiting hailst.at/SBCreds. Seats will be assigned to credentialed media members. Space is limited inside the Nusz Park press box. Indoor seating priority will be given to team staff, broadcast personnel, production staff and those media members who regularly cover the program. Auxillary seating is located at the top of Section 104.

PHOTOGRAPHERS/VIDEOGRAPHERS

Photographers and videographers are permitted to shoot around Nusz Park in approved areas. Those wishing to shoot a game should meet with Brian Ogden in the press box before the game to be granted field access.

PRESS BOX SERVICES

A complete NCAA box score and pertinent game facts are available to members of the working media following the conclusion of each game. Media members also have access to game notes, statistics, lineups and rosters prior to the start of each game upon request. A pregame meal is also served in the press box approximately one hour prior to each game.

The press box is divided into four separate work areas, with each equipped with high-speed internet and telephone access. It is also set up to accommodate television and team video personnel.

RADIO BROADCASTS

The Nusz Park press box houses radio lines to support home and visitor radio broadcasts. For more information on the phone lines, please contact Brian Ogden in the Communications office.

NUSZ PARK

FAST FACTS

- » Since 2016, MSU is 170-68 in Nusz Park (.714).
- » Opening game at the MSU Softball Field came on Feb. 26, 1997, with the Bulldogs sweeping Samford in a doubleheader.
- » Nusz Park, a \$6 million project, includes 1,000 maroon chairback seats, in addition to an expanded concourse that includes new restrooms and concession stands.
- » The Bulldogs' first action in the new digs came against Georgia Southern, a 6-0 victory on Feb. 11, 2016.
- » MSU opened play at Nusz Park with six-straight victories, including a sweep of the Bulldog Kickoff.
- » State captured its first SEC win at Nusz with a 6-3 win against eventual WCWS finalists and third-ranked Auburn on March 19.
- » Nusz hosted the 2016 SEC Softball Tournament. The four-day event hosted 12 teams and a total of 11 games and drew praise from coaches across the league to ESPN and SEC Network officials.
- » On May 27, 2022 the largest college softball crowd in the history of the state of Mississippi descended on Nusz Park for the Bulldogs' Super Regional with Arizona (2,209). The next day the record was again broken (2,299) where it now stands today.

BRIAN OGDEN

Softball / Men's Golf

Phone	(972) 977-7459
Email	BOgden@athletics.msstate.edu
Twitter	@brianogden

POSTGAME INTERVIEWS

Requested MSU players, along with head coach Samantha Ricketts, will be available for interviews approximately 10 minutes after all games in the film room of the Softball Fieldhouse. In the event of a doubleheader, coaches and student-athletes will be available following their final game of the day.

The Mississippi State locker room and field dugouts are off-limits to the media. Media members must be escorted by a member of the MSU Athletics Communications staff while inside the Softball Fieldhouse.

MSU PLAYER/COACH AVAILABILITY

Players and coaches will be made available to the media upon request. Those wishing to set up an interview must contact Brian Ogden via phone or e-mail. On gameday, players and coaches are only available postgame.

For post-practice interviews, media members should contact Brian Ogden no later than 10 p.m. the night before. In most cases, players will be available for a brief time before and after practices. A weekly schedule is available in each set of game notes.

Telephone interviews can also be scheduled with players on a call-back basis during the week with arrangements made through Brian Ogden.

Media members are NOT permitted to contact student-athletes on their own at any time. This includes phone, Email, text or through social media platforms. Student-athletes' contact information will not be given out.

QUICK FACTS

UNIVERSITY

Location	Starkville, Miss. (Pop. 24,657)
Founded	1878
Enrollment	22,657
Nickname	Bulldogs
Colors	Maroon and White
Mascot	Bully
Shortened	MSU or State
Conference	Southeastern
President	Dr. Mark Keenum
Athletic Director	Zac Selmon
Sr. Associate AD/SWA	Ann Carr
Faculty Representative	Brent J. Fountain

NUSZ PARK

Opened	1997
Renovated	2016
Capacity	1,400
Dimensions	L-200, C-220, R-200
All-Time Home Record	512-255 (.667)

COACHING STAFF

Head Coach	Samantha Ricketts
Alma Mater	Oklahoma, 2005
MSU Record	133-81 (5th Year, 10th at MSU)
MSU SEC Record	25-45 (5th Year)
Career Record	133-81 (5th Year)
Career SEC Record	25-45 (5th Year)
Associate Head Coach	Tyler Bratton (11th Year)
Assistant Coach	Taryne Mowatt-McKinney (1st Year)
Assistant Coach	Zac Shaw (2nd Year)
Player Development Fellow	Alyssa Loza (3rd Year)
Director of Operations	Jamie Desporte (3rd Year)
Certified Athletic Trainer	Macy Simoneaux (6th Year)
Strength and Conditioning Coach	Shelby Suplee (1st Year)
Athletic Academics Counselor	Lindsey Race
Sport Administrators	Mike Richey / Spencer McAnnally

TEAM INFORMATION

2023 Record	28-25
2023 SEC Record / Finish	7-16 / 12th
Final Rankings (NFCA / USA / D1 / SA)	NR / NR / NR / NR
Letterwinners Returning / Lost	15 / 10
Position Starters Returning / Lost	6 / 4
Pitchers Returning / Lost	3 / 4
Newcomers	10

PROGRAM HISTORY

Program Years	1982-86, 1997-present
Overall Record (32nd season)	997-758 (.568)
Overall SEC Record (26th season*)	282-411 (.407)
SEC Tournament Appearances	21
SEC Tournament Record	15-29 (.341)
NCAA Tournament Appearances	17
NCAA Tournament Record	22-35 (.386)
NFCA All-American Selections	16
Easton All-American Selections	9
NFCA All-Region Selections	49
All-SEC Selections	35
Freshman All-SEC / All-Newcomer Selections	15
SEC All-Defense Selections	2
NFCA All-America Scholar-Athletes	154
CoSIDA Academic All-American Selections	11

TOP 15 CROWDS

ATT.	DATE	OPPONENT	RESULT
2,299	May 28, 2022	Arizona	L, 1-7
2,209	May 27, 2022	Arizona	L, 2-3
1,612	April 16, 2016	LSU	L, 2-5 (12)
1,577	April 12, 2014	Alabama	W, 4-2
1,562	April 21, 2018	Florida	L, 2-6
1,553	April 12, 2013	Ole Miss	W, 5-1
1,547	April 25, 1998	Ole Miss	W, 11-0 (5); W, 4-3
1,520	April 19, 1997	Alabama	L, 2-5; W, 2-1
1,474	April 2, 2016	Ole Miss	L, 3-4
1,427	April 15, 2023	Alabama	L, 0-6
1,413	April 8, 2017	South Carolina	W, 6-4
1,362	April 18, 2015	Tennessee	L, 3-5
1,292	April 3, 2016	Ole Miss	W, 1-0 (8)
1,284	March 11, 2023	Oklahoma	L, 3-9
1,162	April 17, 2016	LSU	L, 1-12 (5)



2024 BULLDOG ROSTER

NUMERICAL

#	NAME	POS.	B/T	HT.	YR.	EXP.	HOMETOWN / HS / PREVIOUS SCHOOL
2	Kat Wallace	INF	R/R	5-4	Gr.	1L	Brookhaven, Miss./Brookhaven HS/Jones College (MS)
3	Leilani Pulemau*	INF	R/R	5-7	So.	1L	Gardena, Calif. / Carson HS
4	Riley Hull	INF	L/R	5-5	Jr.	2L	Somerset, Ky. / Pulaski County HS
5	Jadyn Burney	INF	L/R	5-9	Jr.	JC	Gulfport, Miss. / Harrison Central HS / Chipola College
6	Paige Cook	UTL	R/R	5-3	5th	4L	Cornelia, Ga. / Habersham Central HS
7	Lexi Sosa	P	R/R	5-10	Gr.	TR	San Diego, Calif. / Mater Dei Catholic HS / UCLA
9	Kiarra Sells	UTL	R/R	5-6	So.	1L	Jasper, Texas / Jasper HS
10	Nadia Barbary	INF	R/R	5-7	So.	1L	Douglasville, Ga. / Chapel Hill HS
11	Gabby Coffey	C/INF	L/R	5-9	So.	1L	Celina, Texas / Prosper HS
12	Brylie St. Clair	OF	L/L	5-5	5th	4L	Sand Rock, Ala. / Sand Rock HS
13	Morgan Bernardini	OF	R/R	5-6	So.	1L	Elkville, Ill. / Elverado HS
18	Madisyn Kennedy	INF	R/R	5-10	5th	4L	Montgomery, Ala. / Macon East Academy
20	Aquana Brownlee	INF	R/R	5-8	Gr.	4L	Houston, Miss. / Houston HS
22	Jessie Blaine	C/OF	R/R	5-10	Jr.	TR	Pike Road, Ala. / Saint Dominic HS / Auburn
24	Megan Davidson	C/INF	R/R	5-8	Fr.	HS	Madison, Miss. / St. Joseph Catholic School
25	Saleyna Daniel	OF	R/R	5-7	Jr.	2L	Houston, Texas / Stratford HS
28	Aspen Westley	P	R/R	5-3	5th	4L	Philadelphia, Miss. / Neshoba Central HS
29	Sierra Sacco	OF	L/R	5-8	Jr.	TR	Marrero, La. / John Curtis Christian HS / Louisiana Tech
34	Matalasi Faapito	P	R/R	5-11	5th	2L	Temecula, Calif. / Great Oak HS / New Mexico State
43	Hosanna Lindblade	P	R/R	6-0	Fr.	HS	Waller, Texas / Homeschooled
47	Salen Hawkins	INF	R/R	5-4	Fr.	HS	Phoenix, Ariz. / Desert Vista HS
48	Delainey Everett	P	L/L	5-5	Fr.	HS	Oakdale, Calif. / Oakdale HS
55	Josey Marron	P	R/R	5-8	So.	1L	Grimes, Iowa / Northwest HS
67	Kylee Edwards	INF	R/R	5-6	Fr.	HS	Waldron, Ind. / Shelbyville HS
74	Ella Wesolowski	C/OF	R/R	5-7	Fr.	HS	Williamsville, N.Y. / Williamsville East HS

ALPHABETICAL

#	NAME	POS.	B/T	HT.	YR.	EXP.	HOMETOWN / HS / PREVIOUS SCHOOL
10	Nadia Barbary	INF	R/R	5-7	So.	1L	Douglasville, Ga. / Chapel Hill HS
13	Morgan Bernardini	OF	R/R	5-6	So.	1L	Elkville, Ill. / Elverado HS
22	Jessie Blaine	C/OF	R/R	5-10	Jr.	TR	Pike Road, Ala. / Saint Dominic HS / Auburn
20	Aquana Brownlee	INF	R/R	5-8	Gr.	4L	Houston, Miss. / Houston HS
5	Jadyn Burney	INF	L/R	5-9	Jr.	JC	Gulfport, Miss. / Harrison Central HS / Chipola College
11	Gabby Coffey	C/INF	L/R	5-9	So.	1L	Celina, Texas / Prosper HS
6	Paige Cook	UTL	R/R	5-3	5th	4L	Cornelia, Ga. / Habersham Central HS
25	Saleyna Daniel	OF	R/R	5-7	Jr.	2L	Houston, Texas / Stratford HS
24	Megan Davidson	C/INF	R/R	5-8	Fr.	HS	Madison, Miss. / St. Joseph Catholic School
67	Kylee Edwards	INF	R/R	5-6	Fr.	HS	Waldron, Ind. / Shelbyville HS
48	Delainey Everett	P	L/L	5-5	Fr.	HS	Oakdale, Calif. / Oakdale HS
34	Matalasi Faapito	P	R/R	5-11	5th	2L	Temecula, Calif. / Great Oak HS / New Mexico State
47	Salen Hawkins	INF	R/R	5-4	Fr.	HS	Phoenix, Ariz. / Desert Vista HS
4	Riley Hull	INF	L/R	5-5	Jr.	2L	Somerset, Ky. / Pulaski County HS
18	Madisyn Kennedy	INF	R/R	5-10	5th	4L	Montgomery, Ala. / Macon East Academy
43	Hosanna Lindblade	P	R/R	6-0	Fr.	HS	Waller, Texas / Homeschooled
55	Josey Marron	P	R/R	5-8	So.	1L	Grimes, Iowa / Northwest HS
3	Leilani Pulemau*	INF	R/R	5-7	So.	1L	Gardena, Calif. / Carson HS
29	Sierra Sacco	OF	L/R	5-8	Jr.	TR	Marrero, La. / John Curtis Christian HS / Louisiana Tech
9	Kiarra Sells	UTL	R/R	5-6	So.	1L	Jasper, Texas / Jasper HS
7	Lexi Sosa	P	R/R	5-10	Gr.	TR	San Diego, Calif. / Mater Dei Catholic HS / UCLA
12	Brylie St. Clair	OF	L/L	5-5	5th	4L	Sand Rock, Ala. / Sand Rock HS
2	Kat Wallace	INF	R/R	5-4	Gr.	1L	Brookhaven, Miss./Brookhaven HS/Jones College (MS)
28	Aspen Wesley	P	R/R	5-3	5th	4L	Philadelphia, Miss. / Neshoba Central HS
74	Ella Wesolowski	C/OF	R/R	5-7	Fr.	HS	Williamsville, N.Y. / Williamsville East HS

COACHING STAFF

Head Coach: Samantha Ricketts, Fifth season
 Associate Head Coach: Tyler Bratton, 11th season
 Assistant Coach: Taryne Mowatt-McKinney, First season
 Assistant Coach: Zac Shaw, Second Season
 Director of Operations: Jamie Desporte, Third season
 Player Development Fellow: Alyssa Loza, Third season

*medically retired

ROSTER BREAKDOWN

BY CLASS

Graduates (3): Aquana Brownlee, Lexi Sosa, Kat Wallace
 5th Years (5): Paige Cook, Matalasi Faapito, Madisyn Kennedy, Brylie St. Clair, Aspen Westley
 Juniors (5): Jessie Blaine, Jadyn Burney, Saleyna Daniel, Riley Hull, Sierra Sacco
 Sophomores (6): Nadia Barbary, Morgan Bernardini, Gabby Coffey, Josey Marron, Leilani Pulemau, Kiarra Sells
 Freshman (6): Megan Davidson, Kylee Edwards, Delainey Everett, Salen Hawkins, Hosanna Lindblade, Ella Wesolowski

RETURNERS (15)

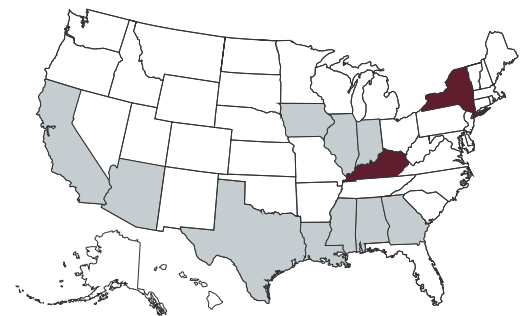
Nadia Barbary, Morgan Bernardini, Aquana Brownlee, Gabby Coffey, Paige Cook, Saleyna Daniel, Matalasi Faapito, Riley Hull, Madisyn Kennedy, Josey Marron, Leilani Pulemau, Kiarra Sells, Brylie St. Clair, Kat Wallace, Aspen Westley

NEWCOMERS (10)

Jessie Blaine, Jadyn Burney, Megan Davidson, Kylee Edwards, Delainey Everett, Salen Hawkins, Hosanna Lindblade, Sierra Sacco, Lexi Sosa, Ella Wesolowski

BY HOME STATE

Mississippi (5): Aquana Brownlee, Jadyn Burney, Megan Davidson, Kat Wallace, Aspen Westley
 California (4): Delainey Everett, Matalasi Faapito, Leilani Pulemau, Lexi Sosa
 Texas (4): Gabby Coffey, Saleyna Daniel, Hosanna Lindblade, Kiarra Sells
 Alabama (3): Jessie Blaine, Madisyn Kennedy, Brylie St. Clair
 Georgia (2): Nadia Barbary, Paige Cook
 Arizona (1): Salen Hawkins
 Illinois (1): Morgan Bernardini
 Indiana (1): Kylee Edwards
 Iowa (1): Josey Marron
 Kentucky (1): Riley Hull
 Louisiana (1): Sierra Sacco
 New York (1): Ella Wesolowski



■ Indicates a current Bulldog's home state
 ■ Indicates a player is the first in program history from the state

PRONUNCIATION GUIDE

Nadia Barbary	bahr-buh-ree
Delainey Everett	de-lainey
Saleyna Daniel	suh-lean-uh
Salen Hawkins	SAY-len
Josey Marron	mare-uhn
Matalasi Faapito	mah-TAH-lah-see fah-AH-pee-toh
Leilani Pulemau	lay-LAWN-ee pool-LEI-m-OW
Sierra Sacco	sack-OH
Ella Wesolowski	wes-OH-lau-skee



BULLDOGS BY THE NUMBERS

14.3

STRIKEOUT-TO-WALK RATIO: Bulldog pitchers are leading the nation with a 14.25 strikeout-to-walk ratio. MSU has struck out 57 batters, but has walked just four, the lowest total in the nation.

.377

TEAM AVERAGE: State ranks 11th nationally and leads the SEC with a .377 team batting average. The Bulldogs also boast a .461 on-base percentage that is 13th nationally.

0.64

STINGY STAFF: Mississippi State pitchers boast a 0.64 team ERA that ranks fifth nationally. State is also second nationally in WHIP (0.70) and fielding independent pitching (1.18).

TEAM NOTES

STATEMENT MADE

- » State won four consecutive games against ranked teams last week, highlighted by victories in Mexico against No. 8 Clemson and No. 13 Utah on Feb. 17.
- » MSU swept No. 23 Louisiana in a doubleheader on Feb. 13. The Bulldogs won the first game 9-1 in six innings, marking MSU's first run-rule victory against a ranked team since April 19, 2008 against then No. 21 Georgia (10-0 [5 inn.]).
- » The last time MSU swept a ranked team came at No. 2 Florida State in the 2022 Tallahassee Regional.
- » MSU's four-game ranked winning streak is its longest since taking five straight at the end of the 2021 season.
- » State's current streak trails only the 2021 streak (5 games) and a seven-game run in 2004 for the longest in school history. Notably, only the 2004 streak saw MSU win at least four in a row against at least three different opponents.

TAKING ON TOP TEAMS

- » Mississippi State played 11 NFCA-ranked teams in 25 games last year, which was a program record in the regular season.
- » State is already 4-0 against ranked teams, and is currently slated to face eight more ranked squads in 22 additional games.
- » State will play No. 1 Oklahoma for the fourth straight year this week.
- » Ole Miss is the only team on MSU's conference schedule that is not currently ranked by the NFCA.

ALL ABOUT ASPEN

- » **Aspen Wesley** was named the SEC Co-Pitcher of the Week (Feb. 19) and the NCAA Pitcher of the Week (Feb. 20) after earning two complete-game victories against No. 23 Louisiana (Feb. 13) and No. 8 Clemson (Feb. 17).
- » She faced a team-high 55 batters in 13.0 innings over the week and allowed just one earned run while striking out 12.
- » Wesley has stranded 88.9 percent of all runners who have reached base against her, which ranks sixth in the SEC, per 6-4-3 Charts.

QUICK HITTERS

- » Seven Bulldogs already have double-digit total bases.
- » State is hitting .301 with two strikes and has posted an .848 OPS with two strikes, both of which rank third in the SEC.
- » **Kylee Edwards** has a .571 on-base percentage and .800 slugging percentage when hitting with two strikes. Both marks are top-10 in the SEC.
- » **Ella Wesolowski** is third on the team with six RBIs
- » **Paige Cook** hit four sacrifice flies last year, which was tied for third in MSU history and one shy of the individual record. She already has two this season and her eight career sac flies are tied for fifth in school history.

SPEEDY STATE

- » MSU already has 13 stolen bases after swiping just 29 all of last year.
- » State's current rate of 1.44 stolen bases per game would be its highest since 2015 (1.77) when MSU finished the year with 101 bags swiped, which was tied for the fifth-most in program history.
- » **Sierra Sacco** leads the team, going 6-for-6 on steal attempts, which is third in the SEC.
- » Sacco leads the team with an 8.67 speed score out of 10.0 per 6-4-3 Charts, which classifies speed based on stolen base percentage, triples, runs and avoiding double plays. As a team, State's speed score has improved from 6.47 last year to 6.93.
- » The Bulldogs have seven infield hits in the first nine games (0.78 per game) after posting 31 in 53 games last year (0.59 per game).

SIERRA SETS THE TABLE

- » **Sierra Sacco** has reached base safely in 8-of-13 (61.5 percent) leadoff plate appearances.
- » Her 30.3 percent walk rate ranks 37th in the NCAA.
- » Sacco is also 6-for-6 on stolen base attempts.

BIG-TIME BLAINE

- » **Jessie Blaine** leads the team with a 11 RBIs and 20 total bases. She's posted a 1.302 OPS this season.
- » She also leads the team in runs created, per 6-4-3 Charts, at 10.52.
- » Blaine ranks 10th in the SEC with a .462 batting average and ninth in RBIs (11).
- » She's also among the top 100 nationally in homers and RBIs per game.

WHAT'S COOKIN'

- » **Paige Cook** has been on a tear lately. She's opened the season batting .421 (8-for-19) with four extra-base hits.
- » Cook missed the fall while rehabbing from a torn ACL that ended her 2023 season, but she hasn't missed a beat in her return.
- » Of the 11 outs, Cook has made at the plate, she's successfully advanced a runner with seven of those (63.6 percent). When she's had a runner on, she's successfully advanced them with a hit or an out 76.5 percent of the time (13 of 17).

KENNEDY KEEPS GOING

- » **Madisyn Kennedy** got hot over the final two weeks of 2023, leading the team in batting average (.333) and OPS (1.300).
- » She hit four homers and a double and drove in a team-high seven runs in that span.
- » Kennedy opened her 2024 campaign with a solo homer in her first at-bat, and five of her first seven hits this year have gone for extra bases.

THE TARYNE TREATMENT

- » State's pitching staff has been impressive under new pitching coach **Taryne Mowatt-McKinney**.
- » The Bulldogs have allowed just four walks, tied for the national lead, and they have recorded 57 strikeouts. Their 14.25 strikeout-to-walk ratio leads the nation.
- » MSU's 0.64 team ERA ranks fifth nationally.
- » Mowatt-McKinney also called the pitches in the first back-to-back no-hitters in school history on Opening Weekend (Feb. 9-10).

SWEET NOTHINGS

- » **Josey Marron** and **Matalasi Faapito** threw consecutive no-hitters, shutting down IUPUI on Feb. 9-10.
- » It was the first time State had no-hitters on consecutive days since the first two in school history on March 1-2, 1997, and it was the first time ever the Bulldogs have done so in consecutive games.
- » The duo turned in identical lines, allowing one baserunner on an error, but striking out nine of the 16 batters they faced in the shutouts.

BULLPEN BULLETS

- » State has held opponents to a .094 batting average with two outs.
- » The Bulldogs have held opponents to a .151 batting average overall, which ranks sixth nationally and third in the SEC.
- » State's staff is among the top five nationally in WHIP (0.70, 2nd), fielding independent pitching (1.58, 2nd), walk rate (0.8%, 2nd) and strikeout rate (29.8%, 4th).
- » **Josey Marron** and **Aspen Wesley** accounted for six of State's eight complete games in 2023, and they already have four this season.
- » **Matalasi Faapito** has homered while she is pitching seven times in her MSU career (41 appearances).

JOSEY JUST WINS

- » **Josey Marron** won each of her first six career starts and is currently 11-2 with the losses to No. 1 Oklahoma and No. 10 Arkansas. In her 16 career starts, MSU is 14-2.
- » Marron has thrown five complete games, including four solo shutouts against No. 23 Louisiana (2/13/24), IUPUI (2/9/24), Furman (2/26/23) and South Florida (2/19/23).
- » She is among the top 25 nationally in strikeout-to-walk ratio (99.99; 1st), walks per seven innings (0.00; 1st) and WHIP (0.61; 22nd).

MARRON LEAVES HER MARK

- » MSU's freshman pitching records were on the ropes in 2023 thanks to **Josey Marron**.
- » She matched the then-MSU single-game freshman record for strikeouts (13) against Furman (2/26/23).
- » Her season strikeout total ranked among the top five freshman campaigns in school history.

MSU FRESHMAN SEASON STRIKEOUTS

1. Alexis Silkwood	167	2014
2. Lindsey Dunlap	161	2009
3. Jennifer Pursell	143	2000
4. Misty Flesher	119	2008
5. Josey Marron	95	2023

THE #RICKETTSEFFECT

- » In nine full seasons since Ricketts arrived (2015), the Bulldogs have broken the school record for home runs four times, and each of the top five marks in school history came under her watch.
- » State broke the record with 73 in 2022, which gives Ricketts a hand in all three 70-homer seasons in school history.
- » The Bulldogs are 20th nationally since the start of the 2018 season with 359 home runs.
- » Under Ricketts, State has homered in 54.6 percent of its games (274 of 502) and gone 198-76 in such contests.

SEC HOME RUN LEADERS SINCE 2018

1. Georgia	479
2. Arkansas	413
3. Missouri	389
4. Kentucky	373
5. Mississippi State	359
Tennessee	359

NO HULLS IN THIS GLOVE!

- » **Riley Hull** has been one of the most-reliable defenders in program history. Her career .992 fielding percentage would be a school record.
- » Hull is one of five players in program history to put together an errorless streak of 200 or more consecutive chances, going a career-best 297 chances error-free from April 10, 2022-March 5, 2023.
- » She is currently on a 122-chance run without an error.

LONGEST MSU ERRORLESS STREAKS

1. Blair Hewett	312 chances	Mar. 5, 2005-Mar. 12, 2006
2. Riley Hull	297 chances	Apr. 10, 2022-Mar. 5, 2023
Sam Lenahan	297 chances	Mar. 1, 2014-May 17, 2014
4. Kate Jaspers	284 chances	Feb. 9, 2003-Apr. 5, 2003
5. Chelsea Bramlett	253 chances	Mar. 1, 2008-Feb. 25, 2009
Riley Hull	122 chances	since Apr. 10, 2022

NEVER OUT OF IT

- » Since **Samantha Ricketts** took charge of the program, no lead has been safe for State's opponents.
- » In the program's modern era (since 1997), there have been just nine comeback victories after trailing by five or more runs, and Ricketts has led four of those.
- » Prior to the Ricketts Era, State's last five-run comeback victory was against Ole Miss on March 20, 2015 (trailed 6-1, won 8-6).
- » On April 3, 2021, Ricketts led the Bulldogs to a 9-7 victory at North Alabama after trailing 7-1, entering the sixth inning. Erasing the six-run deficit marked the largest comeback in program history since trailing 6-0 in the sixth inning of an eventual 8-6 win against then-No. 10 Alabama on April 9, 2004.

SEC COACHES 5+ RUN COMEBACK WINS AT CURRENT SCHOOL

1. Beverly Smith	South Carolina	6
2. Patrick Murphy	Alabama	5
Rachel Lawson	Kentucky	5
Larissa Anderson	Missouri	5
5. Samantha Ricketts	Mississippi State	4

TEAM NOTES

EVERYBODY UP!

- » State batted around in eight innings in 2023, and the Bulldogs have already done so twice on Opening Weekend and sent nine to the plate in an inning vs. Utah (Feb. 17).
- » State scored eight runs in second inning against IUPUI (Feb. 10), sending 11 batters to the plate.

EXTRA INNINGS EXCELLENCE

- » MSU was 4-0 in extra innings in 2023, which was the best record in the SEC. Tennessee was also undefeated, going 2-0.
- » There were 28 extra-inning games featuring at least one SEC team last year. Only Alabama (5-1) played more than State.
- » The Bulldogs' 6-5 win vs. Furman in 12 innings was the longest game by an SEC team in 2023. MSU also played the longest game in 2022, going 13 innings against Tennessee in the SEC Tournament, which was the longest game in the history of the tournament.

OUR STATE

- » The Bulldogs are 22-4 against teams from the state of Mississippi under **Samantha Ricketts**. MSU has outscored in-state foes, 187-63, in her tenure.
- » The Bulldogs outscored the Rebels, 22-11, in the 2022 series, and capped the three-game set with a shutout in the finale.
- » State has now won four straight against Ole Miss, dating back to the 2021 SEC Tournament.

RECRUITING ON THE RISE

- » **Samantha Ricketts** has signed three consecutive top-20 recruiting classes, highlighted by this year's freshman class.
- » The current Bulldog freshmen were tabbed the No. 10 recruiting class in the country last fall.
- » Ricketts has signed three top-10 classes (No. 4 in 2017, No. 7 in 2019) at MSU dating back to her time as a primary recruiter when she was an assistant for State.
- » Additionally, under Ricketts, State has signed the first Bulldog in program history from six new states.

LOVE FOR LEILANI

- » **Leilani Pulemau** will not play in 2023 and will medically retire at the end of the season. Pulemau has been diagnosed with the degenerative eye disease keratoconus and will have surgery midseason.
- » Pulemau has played in five games off the bench in her career, but her role off the field cannot be understated. She has been responsible for charting opposing pitchers over the last two years and will continue in that role this season.

SETTLING NEW TERRITORY

- » **Samantha Ricketts** has expanded the Bulldogs' recruiting reach in recent years. She is responsible for recruiting the first softball student-athletes in MSU history from the states of Arkansas, Kentucky, Maryland, New Jersey, New York and West Virginia.
- » Riley Hull (Kentucky) and Ella Wesolowski (New York) are the first in program history from their respective states.
- » Additionally, **Kylee Edwards** is only the second Bulldog from Indiana and the first since Kayla Calvert (1999). **Josey Marron** is the first from the state of Iowa since Cassidy Knudsen (2018).
- » Next year's signing class includes Gretta Grassel, who will be just the second Bulldog from Wisconsin and first since 2012. Paige Ernestes (Indiana) and Taylor Troutman (Kentucky) will add to the rare home states represented on the roster.

NATIONAL TEAM NOTES

- » Mississippi State has been well-represented by USA Softball National Teams in recent years.
- » Assistant coach **Zac Shaw** won bronze at the 2023 WBSC World Cup (New Zealand) with the Men's National Team and is a part of the 2024 U.S. Men's National Team athlete pool.
- » Former Bulldog Mia Davidson (2018-22) has played with the U.S. Women's National Team since the 2022 Pan American Championships (Guatemala), competing at that event along with 2023 WBSC World Cup Group Stage (Ireland) and 2023 Pan American Games (Chile).
- » MSU alum Iyhia McMichael (2001-04) is currently serving as an assistant coach on the U.S. U-15 Girls' National Team where she's guided the team to the 2023 Utsugi Cup championship and a gold medal at the 2023 WBSC Americas Qualifier. In her playing days, McMichael won the 2003 Canada Cup with Team USA.
- » Additionally, player development fellow **Alyssa Loza** played with the Mexican Junior National Team in her playing career. Sophomore **Gabby Coffey** was a member of the Brazilian Junior National Team, and junior **Jessie Blaine** played with the 2019 U17 U.S. National Team and the Pan American Games.

RECORD WATCH

CAREER HOME RUNS

1.	92	Mia Davidson	2018-22
8.	27	Jessica Cooley	2010-13
9.	25	Madisyn Kennedy	2020-p
10.	23	Paige Cook	2020-p

CAREER SACRIFICE FLIES

1.	12	Courtney Bures	2005-08
T3.	9	Chelsea Bramlett	2007-10
	9	Katie Cooley	2004-07
T5.	8	Paige Cook	2020-p

CAREER STRIKEOUTS/7 INN.

1.	8.83	Alison Owen	2013-14
6.	6.95	Kenley Hawk	2020-23
7.	6.78	Aspen Wesley	2020-p

CAREER STRIKEOUTS

1.	555	Alexis Silkwood	2014-17
10.	290	Kylie Vry	2010-13
--	234	Aspen Wesley	2020-p

CAREER FIELDING PCT. (MIN. 150 CHANCES)

1.	.992	Riley Hull	2022-p
2.	.991	Lindsay Hunley	2005-08
3.	.989	Morgan Bell	2015-18

AWARDS AND HONORS

NCAA PITCHER OF THE WEEK

Aspen Wesley (Feb. 20)

SEC PITCHER OF THE WEEK

Aspen Wesley (Feb. 19)

TEAM USA MEN'S NATIONAL TEAM

Zac Shaw (assistant coach)

#STATETOTHELEAGUE

- » 23 Mississippi State student-athletes have gone on to play professionally. Of those, 13 have been selected in a professional draft.
- » Samantha Ricketts has coached 11 pros and seven draftees while at MSU.
- » Four former Bulldogs were active in the professional ranks in the summer of 2023:
 - Mia Davidson - Athletes Unlimited / Team USA
 - Fa Leilua - WPF (Oklahoma City Spark)
 - Chloe Malau'ulu - WPF (Oklahoma City Spark)
 - Annie Willis - WPF (SmashItSports Vipers)

NCAA ACTIVE CAREER LEADERS (TOP 75)

PAIGE COOK	VALUE	RANK
Games Played	191	47
MATALASI FAAPITO	VALUE	RANK
Home Runs	41	25
Saves	6	47
MADISYN KENNEDY	VALUE	RANK
Games Played	195	32
SIERRA SACCO	VALUE	RANK
Batting Avg.	.387	30
Walks	87	25
BRYLIE ST. CLAIR	VALUE	RANK
Games Played	198	27

ALL FOR ALEX



- » **Alex Wilcox** was a member of the Bulldogs' 2018 team who inspired the nation with her courageous fight against ovarian cancer. That fight ultimately took her life that summer at the age of 18.
- » MSU immortalized Wilcox by retiring her No. 8 jersey on Sept. 15, 2018, making Wilcox the **first female student-athlete** in MSU history to have her jersey retired.
- » State's annual February Freezer tournament was rebranded in 2019 as **The Snowman: Alex Wilcox Memorial**.
- » **The All For Alex** campaign was started in 2021 as a joint effort of LSU head coach **Beth Torina** and MSU head coach **Samantha Ricketts**.
- » All 13 SEC schools unite to wear teal or teal accents for one day each year to recognize her impact on the softball community and raise awareness of the disease.
- » All For Alex Weekend is set for **April 13, 2024**, this season.

MSU RECORD WHEN

	OVERALL	SEC
BY GAME		
Day games (Before 5 p.m.)	5-1	0-0
Night games (After 5 p.m.)	3-0	0-0
In Extra Innings	0-0	0-0
vs. Ranked opponents	4-0	0-0
vs. Top-10 opponents	1-0	0-0
BY OPPOSING PITCHER		
vs. Left-handed Starter	1-0	0-0
vs. Right-handed Starter	7-1	0-0
BY MSU PITCHER		
Starter receives decision	8-1	0-0
Reliever receives decision	0-0	0-0
Starter goes 5.0+ inn.	6-1	0-0
Starter goes less than 5.0 inn.	2-0	0-0
BY SCORING / MARGIN		
Scoring first	7-0	0-0
Trailing first	1-1	0-0
In one-run games	1-1	0-0
In two-run games	0-0	0-0
Scoring 0-2 runs	1-1	0-0
Scoring 3-5 runs	0-0	0-0
Scoring 6-9 runs	4-0	0-0
Scoring 10+ runs	3-0	0-0
Allowing 0-2 runs	7-1	0-0
Allowing 3-5 runs	1-0	0-0
Allowing 6-9 runs	0-0	0-0
Allowing 10+ runs	0-0	0-0
BY THE STATS		
Collecting 0-3 hits	0-0	0-0
Collecting 4-6 hits	1-0	0-0
Collecting 7-9 hits	3-1	0-0
Collecting 10+ hits	4-0	0-0
Out-hit opponent	8-1	0-0
Out-hit by opponent	0-0	0-0
Hits are equal	0-0	0-0
Without hitting a home run	3-1	0-0
Hitting a home run	5-0	0-0
Opponent doesn't hit a home run	6-1	0-0
Opponent hits a home run	2-0	0-0
Errorless	2-0	0-0
Committing one error	4-0	0-0
Committing 2+ errors	2-1	0-0
Opponent is errorless	3-1	0-0
BY SCHEDULE		
February	8-1	0-0
March	0-0	0-0
April	0-0	0-0
May	0-0	0-0
Sunday	0-1	0-0
Monday	0-0	0-0
Tuesday	2-0	0-0
Wednesday	0-0	0-0
Thursday	0-0	0-0
Friday	2-0	0-0
Saturday	4-0	0-0
Game 1 of Season Series	5-1	0-0
Game 2 of Season Series	3-0	0-0
Game 3 of Season Series	0-0	0-0

BY CONFERENCE

SEC	0-0
Arkansas	0-0
Florida	0-0
Georgia	0-0
Missouri	0-0
Ole Miss	0-0
South Carolina	0-0
Tennessee	0-0
Texas A&M	0-0

HORIZON	2-0
IUPUI	2-0

ACC	1-0
Clemson	1-0
Notre Dame	0-0

AMERICAN	2-0
Memphis	0-0
UAB	2-0

BIG 12	0-0
Oklahoma	0-0
UCF	0-0

BIG WEST	0-1
Cal State Fullerton	0-0
UC Davis	0-1

MOUNTAIN WEST	0-0
Fresno State	0-0

PAC-12	1-0
Utah	1-0

SOUTHERN	0-0
Samford	0-0

SUN BELT	2-0
Louisiana	2-0
South Alabama	0-0
Southern Miss	0-0
Troy	0-0
ULM	0-0

SWAC	0-0
Alabama State	0-0
Alcorn State	0-0

LEADING AFTER

INNING	1	2	3	4	5	6
W-L	4-0	6-0	8-0	8-0	5-0	3-0

TRAILING AFTER

INNING	1	2	3	4	5	6
W-L	1-1	1-1	0-0	0-0	0-0	0-0

TIED AFTER

INNING	1	2	3	4	5	6
W-L	3-0	1-0	0-1	0-1	0-1	0-1

COME FROM BEHIND WINS

DATE	OPPONENT	DEFICIT	FINAL
Feb. 17	No. 13 Utah	0-1 (T3)	W, 10-2 (6)

LAST AT-BAT WINS

DATE	OPPONENT	DEFICIT	FINAL
------	----------	---------	-------

WALK-OFF WINS

DATE	OPPONENT	SCORE	FINAL
Feb. 13	No. 23 Louisiana	8-1	9-1 (6)



MISC. HITTING STATS

MULTI-HIT GAMES					
PLAYER	2	3	4	5+	TOTAL
Jessie Blaine	5	--	--	--	5
Nadia Barbary	1	1	--	--	2
Aquana Brownlee	2	--	--	--	2
Kylee Edwards	2	--	--	--	2
Salen Hawkins	2	--	--	--	2
Paige Cook	1	--	--	--	1
Madisyn Kennedy	1	--	--	--	1
Sierra Sacco	1	--	--	--	1
Brylie St. Clair	1	--	--	--	1
Ella Wesolowski	--	1	--	--	1
TOTAL	16	2	0	0	18

MULTI-RBI GAMES					
PLAYER	2	3	4	5+	TOTAL
Aquana Brownlee	3	--	--	--	3
Jessie Blaine	2	1	--	--	3
Ella Wesolowski	1	1	--	--	2
Paige Cook	--	1	--	--	1
Salen Hawkins	--	--	1	--	1
Madisyn Kennedy	--	1	--	--	1
TOTAL	6	4	1	--	11

HITTING STREAKS*			
PLAYER	CURRENT	2024	CAREER
Paige Cook	3	7^	8
Madisyn Kennedy	3	3	7
Ella Wesolowski	2	2	2
Matalasi Faapito*	2	2	14
Kylee Edwards	1	3	3
Sierra Sacco*	1	2	12
Riley Hull	1	1	4
Lexi Sosa	1	1	3
Morgan Bernardini	1	1	1
Jessie Blaine*	--	8^	8^
Nadia Barbary	--	5	5
Salen Hawkins	--	5	5
Aquana Brownlee	--	3	10
Brylie St. Clair	--	2	8
Saleyna Daniel	--	2	3
Kat Wallace	--	--	1
Gabby Coffey	--	--	1

* includes transfer stats | ^ streak carried over from prior season

ON-BASE STREAKS*			
PLAYER	CURRENT	2024	CAREER
Jessie Blaine*	10^	10^	10
Sierra Sacco*	6	21^	35*
Paige Cook	3	12^	12^
Madisyn Kennedy	3	3	7
Kylee Edwards	2	4	4
Matalasi Faapito	2	2	26*
Lexi Sosa	2	2	3
Ella Wesolowski	2	2	2
Riley Hull	1	1	7
Morgan Bernardini	1	1	1
Kiarra Sells	1	1	1
Nadia Barbary	--	9^	9^
Salen Hawkins	--	5	5
Aquana Brownlee	--	3	14
Brylie St. Clair	--	3	8
Saleyna Daniel	--	2	5
Kat Wallace	--	--	3
Gabby Coffey	--	--	2

* includes transfer stats | ^ streak carried over from prior season

HOME RUN LOG

NO.	PLAYER	OPPONENT	DATE	RUNS	INNING	OUTS	COUNT	SCORE AT TIME	FINAL
1	Madisyn Kennedy	UAB	Feb. 9	1	2	0	1-1	1-0	W, 11-0 (5)
2	Kylee Edwards	UAB	Feb. 9	1	2	0	0-0	2-0	W, 11-0 (5)
3	Jessie Blaine	IUPUI	Feb. 9	2	1	0	1-0	1-0	W, 8-0 (5)
4	Ella Wesolowski	IUPUI	Feb. 9	3	3	1	1-2	3-0	W, 8-0 (5)
5	Paige Cook	IUPUI	Feb. 10	3	2	2	1-0	5-0	W, 10-0 (5)
6	Madisyn Kennedy	Clemson	Feb. 17	2	2	0	3-2	0-0	W, 6-3
7	Jessie Blaine	Utah	Feb. 17	3	3	1	0-0	0-1	W, 10-2 (6)

HOME RUN BREAKDOWN

TOTAL	7	SEASON	SOLO	2R	3R	GS	TOTAL	CAREER	SOLO	2R	3R	GS	TOTAL
Home	5	Jessie Blaine	--	1	1	--	2	Matalasi Faapito*	23	13	4	1	41
Road	0	Madisyn Kennedy	1	1	--	--	2	Madisyn Kennedy	10	7	7	1	25
Neutral	2	Paige Cook	--	--	1	--	1	Paige Cook	7	9	7	--	23
vs. LHP	1	Kylee Edwards	1	--	--	--	1	Jessie Blaine*	5	3	5	--	13
vs. RHP	6	Ella Wesolowski	--	--	1	--	1	Aquana Brownlee	4	2	2	1	9
With 0 Outs	4							Nadia Barbary	3	1	--	--	4
With 1 Out	2							Saleyna Daniel	1	--	--	--	1
With 2 Outs	1							Kylee Edwards	1	--	--	--	1
Solo	2							Lexi Sosa*	1	--	--	--	1
Two-Run	2							Ella Wesolowski	--	--	1	--	1
Three-Run	3												
Grand Slam	0												
Back-to-Back	1												
Pinch-Hit	0												
Walk-Off	0												
Consecutive Games with HR (Season Long)	0 (3)												
Consecutive Games without HR (Season Long)	1 (3)												

*includes transfer stats



SPECIALTY STATS

OFFENSE BREAKDOWN

MONTH	GP	AVG	AB	R	H	2B	3B	HR	RBI	TB	SLG	BB	HBP	SO	GDP	OBP	SB	ATT
February	9	.377	228	63	86	17	2	7	57	128	.561	32	7	26	3	.461	13	15
March																		
April																		
May																		

LOCATION	GP	AVG	AB	R	H	2B	3B	HR	RBI	TB	SLG	BB	HBP	SO	GDP	OBP	SB	ATT
Home	6	.421	140	46	59	9	1	5	42	85	.607	20	5	15	3	.497	10	11
Away	--	--	--	--	--	--	--	--	--	--	--	--	--	--	--	--	--	--
Neutral	3	.307	88	17	27	8	1	2	15	43	.489	12	2	11	0	.402	3	4

SERIES	GP	AVG	AB	R	H	2B	3B	HR	RBI	TB	SLG	BB	HBP	SO	GDP	OBP	SB	ATT
The Snowman	4	.420	88	35	37	6	1	5	32	60	.682	15	2	5	2	.505	6	7
Louisiana	2	.423	52	11	22	3	0	0	10	25	.481	5	3	10	1	.484	4	4
Puerto Vallarta College Challenge	3	.307	88	17	27	8	1	2	15	43	.489	12	2	11	0	.402	3	4
Mary Nutter Collegiate Classic																		
Bulldog Invitational																		
at Ole Miss																		
Memphis																		
Texas A&M																		
at Alabama State																		
at Arkansas																		
Florida																		
at South Carolina																		
Tennessee																		
at Missouri																		
Georgia																		
SEC Tournament																		

ACTIVE HITTING STREAKS (MIN. 3 GAMES)

	GM	AVG	AB	R	H	2B	3B	HR	RBI	TB	SLG	BB	HBP	SO	GDP	OBP	SB	ATT
Paige Cook	3	.400	10	1	4	2	0	0	0	6	.600	2	0	1	0	.500	1	1
Madisyn Kennedy	3	.500	8	2	4	2	0	1	3	9	1.125	0	1	1	0	.556	0	0

PITCHING BREAKDOWN

MONTH	GP	ERA	W-L	CG	SHO	SV	IP	H	R	ER	BB	SO	2B	3B	HR	B/AVG	WP	HP
February	9	0.64	8-1	6	3	0	54.2	34	11	5	4	57	7	1	2	.169	1	4
March																		
April																		
May																		

LOCATION	GP	ERA	W-L	CG	SHO	SV	IP	H	R	ER	BB	SO	2B	3B	HR	B/AVG	WP	HP
Home	6	0.40	6-0	4	3	0	35.0	19	4	2	1	39	6	1	0	.151	1	3
Away	--	--	--	--	--	--	--	--	--	--	--	--	--	--	--	--	--	--
Neutral	3	1.07	2-1	2	0	0	19.2	15	7	3	3	18	1	0	2	.200	0	1

SERIES	GP	ERA	W-L	CG	SHO	SV	IP	H	R	ER	BB	SO	2B	3B	HR	B/AVG	WP	HP
The Snowman	4	0.32	4-0	2	3	0	22.0	9	2	1	0	30	0	1	0	.115	1	0
Louisiana	2	0.54	2-0	2	0	0	13.0	10	2	1	1	9	6	0	0	.208	0	3
Puerto Vallarta College Challenge	3	1.07	2-1	2	0	0	19.2	15	7	3	3	18	1	0	2	.200	0	1
Mary Nutter Collegiate Classic																		
Bulldog Invitational																		
at Ole Miss																		
Memphis																		
Texas A&M																		
at Alabama State																		
at Arkansas																		
Florida																		
at South Carolina																		
Tennessee																		
at Missouri																		
Georgia																		
SEC Tournament																		

PINCH HITTING

2024	AVG	AB	H	FP*	XBH	RBI
TEAM*	.636	11	7	2	2	5
Paige Cook	1.000	1	1	0	1	1
Morgan Bernardini	1.000	1	1	0	0	0
Matalasi Faapito	1.000	1	1	0	0	1
Lexi Sosa	1.000	1	1	1	0	1
Saleyna Daniel	.667	3	2	0	0	1
Madisyn Kennedy	.500	2	1	0	1	1
Kiarra Sells	--	0	0	1	0	0
Aquana Brownlee	.000	1	0	0	0	0
Gabby Coffey	.000	1	0	0	0	0

CAREER	AVG	AB	H	FP*	XBH	RBI
UNDER RICKETTS	.267	187	50	42	13	40
Riley Hull	1.000	1	1	1	0	1
Lexi Sosa ³	.500	6	3	1	0	3
Paige Cook	.444	9	4	1	2	7
Jessie Blaine ⁵	.375	16	6	0	1	4
Matalasi Faapito ⁴	.333	12	4	3	0	1
Saleyna Daniel	.333	12	4	1	1	0
Brylie St. Clair	.333	6	2	0	1	1
Aquana Brownlee	.273	11	3	2	2	4
Gabby Coffey	.250	4	1	1	0	0
Madisyn Kennedy	.200	5	1	0	1	1
Morgan Bernardini	.200	5	1	1	0	0
Nadia Barbary	.000	1	0	0	0	0
Leilani Pulemau	.000	3	0	2	0	0
Kiarra Sells	.000	3	0	4	0	0

[^] Free Passes include walks and hit-by-pitches

SCORELESS INNINGS

START TO FINISH INNINGS	2024	CAREER
Aspen Wesley	14	177
Josey Marron	14	72
Matalasi Faapito ⁴	10	224
Lexi Sosa ³	5	47
Delainey Everett	2	2
Hosanna Lindblade	--	0

STREAKS	ACTIVE	2024	CAREER
Josey Marron	3.2	10.2*	18.0
Lexi Sosa ³	3.0	9.2* ²⁰²²	20.0
Delainey Everett	1.2	1.2	1.2
Aspen Wesley	0.2	8.0	15.0
Matalasi Faapito ⁴	--	6.0	9.1
Hosanna Lindblade	--	--	--

INHERITED RUNNERS

2024	PCT.	IR	RS
TEAM	0.0	1	0
Lexi Sosa	0.0	1	0
Delainey Everett	--	0	0
Matalasi Faapito	--	0	0
Hosanna Lindblade	--	0	0
Josey Marron	--	0	0
Aspen Wesley	--	0	0

CAREER	PCT.	IR	RS
UNDER MOWATT-MCKINNEY	0.0	1	0
Josey Marron	0.0	3	0
Lexi Sosa ³	0.0	1	0
Matalasi Faapito ⁴	35.2	54	19
Aspen Wesley	40.0	40	16
Delainey Everett	--	0	0
Hosanna Lindblade	--	0	0

ERRORLESS STREAKS*

STREAKS	ACTIVE	2024	CAREER
Riley Hull	122*	122*	297
Sierra Sacco	84* ³	84* ³	84* ³
Aquana Brownlee	29	29 [^]	67
Ella Wesolowski	28	28	28
Nadia Barbary	24*	24*	45
Brylie St. Clair	22	22 [^]	65
Salen Hawkins	22	22	22
Madisyn Kennedy	13	13	56
Josey Marron	13*	13*	13*
Paige Cook	11*	11*	42
Kiarra Sells	4*	4*	4*
Kat Wallace	2*	2*	31
Matalasi Faapito	2	2	39 ³
Lexi Sosa	2	2	6 ³
Jessie Blaine	1	61 ³	61 ³
Saleyna Daniel	1	1	17
Delainey Everett	1	1	1
Kylee Edwards	--	8	8
Aspen Wesley	--	4	26

* counts total putouts and assists between errors
[^] includes 2023 stats | ³ includes transfer stats



THE SOUTHEASTERN CONFERENCE (THROUGH FEB. 20)



STANDINGS

	CONF	PCT.	GB	ALL	PCT.	HOME	AWAY	NEUTRAL
Alabama	0-0	.000	---	10-0	1.000	5-0	2-0	3-0
Missouri	0-0	.000	---	10-0	1.000	0-0	2-0	8-0
Georgia	0-0	.000	---	9-0	1.000	5-0	0-0	4-0
Texas A&M	0-0	.000	---	9-0	1.000	4-0	2-0	3-0
LSU	0-0	.000	---	8-0	1.000	5-0	0-0	3-0
Ole Miss	0-0	.000	---	9-1	.900	0-0	4-0	5-1
Mississippi State	0-0	.000	---	8-1	.889	6-0	0-0	2-1
South Carolina	0-0	.000	---	8-1	.889	5-0	0-0	3-1
Arkansas	0-0	.000	---	8-2	.800	0-0	2-1	6-1
Florida	0-0	.000	---	8-2	.800	3-1	2-0	3-1
Kentucky	0-0	.000	---	6-2	.750	0-0	0-1	6-1
Auburn	0-0	.000	---	4-1-1	.750	1-1-1	0-0	3-0
Tennessee	0-0	.000	---	4-2	.667	0-0	4-0	0-2

AROUND THE LEAGUE (ALL TIMES CT)

- #10/10 Alabama:** 2/23-25 at Green & Gold Classic (Birmingham, Ala.) | UAB, Western Carolina, Bradley, North Alabama
- #15/14 Arkansas:** 2/22-25 hosting Razorback Invitational (Fayetteville, Ark.) | Illinois State, UT Arlington, Wichita State
- #RV/24 Auburn:** 2/23-25 hosting Plainsman Invite | Longwood, Southeast Missouri, Northern Iowa
- #14/16 Florida:** 2/23-25 hosting T-Mobile Tournament | Colgate, Lafayette College, UIC
- #3/3 Georgia:** 2/23-25 hosting Georgia Classic | #RV/21 Virginia Tech, Radford, Dartmouth
- #16/15 Kentucky:** 2/23-25 at USC Upstate Tournament | Akron, USC Upstate, Monmouth
- #6/7 LSU:** 2/22-24 hosting Tiger Classic (Baton Rouge, La.) | Boise State, Houston, Austin Peay
- #11/13 Missouri:** 2/22-24 at Mary Nutter Collegiate Classic (Cathedral City, Calif.) | San Diego State, Wisconsin, UCF, CSU Fullerton, #RV/22 Baylor
- Ole Miss:** 2/23-25 at Clemson Classic (Clemson, S.C.) | UConn, #9/9 Clemson, Miami (Ohio)
- #17/18 South Carolina:** 2/23-25 hosting Gamecock Invitational | UMass, James Madison, South Alabama, Charlotte
- #5/5 Tennessee:** 2/23-25 at Mary Nutter Collegiate Classic (Cathedral City, Calif.) | LMU, CSU Fullerton, Oregon State, UCF, Hawai'i, #19/19 UCLA
- #18/17 Texas A&M:** 2/22-25 hosting Texas A&M Invitational | Southeastern La., St. Thomas, North Dakota State, Kansas, UTSA

MSU AROUND THE NATION (THROUGH FEB. 20)

TEAM STAT RANKINGS (TOP 75)	VALUE	RANK
Batting Avg.	.377	11
Doubles	17	25
Doubles/Game	1.89	30
Earned Run Avg.	0.64	5
Hits	86	23
Home Runs	7	55
Home Runs/Game	0.78	62
Hit-By-Pitches	7	44
On-Base Pct.	.461	13
Runs	63	25
Runs Batted In	57	21
Sacrifice Flies	4	24
Scoring	7.00	28
Shutouts	3	16
Slugging Pct.	.561	26
Stolen Bases	13	72
Strikeout-Walk Ratio	14.25	1
Total Bases	128	31
Triples	2	63
Winning Pct.	.889	26
Walks (Batting)	32	54

INDIVIDUAL STAT RANKINGS (TOP 100)

JESSIE BLAINE	VALUE	RANK
Home Runs	2	98
Runs Batted In/Game	1.22	82

AQUANA BROWNLEE	VALUE	RANK
Sacrifice Flies	1	58

PAIGE COOK	VALUE	RANK
Sacrifice Flies	2	6

MATALASI FAAPITO	VALUE	RANK
Earned Run Avg.	0.60	47
Fielding Independent Pitching (FIP)	-0.13	2
Hits/7 Inn.	2.40	7
Shutouts	1	16
Strikeout-Walk Ratio	16.00	21
Strikeouts/7 Inn.	9.60	26
Strikeout Rate	38.1%	10
Walks/7 Inn.	0.60	42
Walk Rate	2.4%	55
WHIP	0.43	5

MADISYN KENNEDY	VALUE	RANK
Home Runs	2	98
Sacrifice Flies	1	58

JOSEY MARRON	VALUE	RANK
Earned Run Avg.	0.86	74
Fielding Independent Pitching (FIP)	1.23	57
Hits/7 Inn.	4.29	87
Shutouts	1	16
Strikeout-Walk Ratio	99.99	1
Strikeout Rate	27.0%	80
Walks/7 Inn.	0.00	1
WHIP	0.61	22
Wins	3	43

SIERRA SACCO	VALUE	RANK
Runs/Game	1.11	89
Stolen Bases	6	24
Stolen Bases/Game	0.67	51
Walks/Game	1.11	17
Walk Rate	30.3%	37

ASPEN WESLEY	VALUE	RANK
Earned Run Avg.	0.41	31
Strikeout-Walk Ratio	8.50	43
Walks/7 Inn.	0.82	72
Walk Rate	2.9%	90
Wins	3	43

TEAM STAT RANKINGS

CATEGORY	ALL GAMES	SEC GAMES
Batting Avg.	.377 1st	-- --
Slugging Pct.	.561 5th	-- --
On-Base Pct.	.461 2nd	-- --
Hits	86 3rd	-- --
Runs Scored	63 T-7th	-- --
Doubles	17 T-5th	-- --
Triples	2 T-5th	-- --
Home Runs	7 T-7th	-- --
Total Bases	128 4th	-- --
At Bats	228 8th	-- --
Walks	32 11th	-- --
Stolen Bases	13 T-3rd	-- --
Earned Run Avg.	0.64 2nd	-- --
Opp. Batting Avg.	.169 3rd	-- --
Innings Pitched	54.2 10th	-- --
Strikeouts	57 7th	-- --
Strikeouts Looking	9 T-12th	-- --
Walks Allowed	4 1st	-- --
Hits Allowed	34 3rd	-- --
Runs Allowed	11 T-3rd	-- --
Fielding Pct.	.956 13th	-- --

INDIVIDUAL STAT RANKINGS (TOP 10)

AQUANA BROWNLEE	VALUE	RANK
Sacrifice Flies	1	9

JESSIE BLAINE	VALUE	RANK
Batting Avg.	.462	10
Runs Batted In	11	9

PAIGE COOK	VALUE	RANK
Doubles	3	10
Sacrifice Flies	2	3

KYLEE EDWARDS	VALUE	RANK
Doubles	3	10
Triples/Game	0.11	9

MATALASI FAAPITO	VALUE	RANK
Earned Run Avg.	0.60	8
Fielding Independent Pitching (FIP)	-0.13	1
Hits Allowed	4	1
Hits/7 Inn.	2.40	3
Opposing Batting Avg.	.103	4
Runs Allowed	2	5
Shutouts	1	2
Strikeout-Walk Ratio	16.00	4
Strikeouts/7 Inn.	9.60	4
Strikeout Rate	38.1%	3
WHIP	0.43	2
Wins	3	7
Walks Allowed	1	2
Walks/7 Inn.	0.60	4

MADISYN KENNEDY	VALUE	RANK
Doubles	3	10
Sacrifice Flies	1	9

JOSEY MARRON	VALUE	RANK
Fielding Independent Pitching (FIP)	1.23	10
Runs Allowed	3	7
Shutouts	1	2
Strikeout-Walk Ratio	99.99	1
Wins	3	7
Walks Allowed	0	1
Walks/7 Inn.	0.00	1
Walk Rate	0.0%	1
WHIP	0.61	4

SIERRA SACCO	VALUE	RANK
Runs Scored	10	8
Stolen Bases	6	3
Stolen Bases/Game	0.67	3
Triples/Game	0.11	9
Walks	10	3
Walks/Game	1.11	4
Walk Rate	30.3%	5

BRYLIE ST. CLAIR	VALUE	RANK
Strikeout Rate	0.0%	1

ASPEN WESLEY	VALUE	RANK
Earned Run Avg.	0.41	6
Runs Allowed	9	4
Strikeout-Walk Ratio	8.50	5
Walks Allowed	2	3
Walks/7 Inn.	0.82	5
Walk Rate	2.6%	4



MSU IN THE POLLS

NFCA COACHES' POLL

TEAM	RECORD	PREV
1. Oklahoma (32)	9-0	1
2. Texas	7-0	3
3. Georgia	9-0	4
4. Washington	6-1	5
5. Tennessee	4-2	2
6. LSU	8-0	12
7. Oklahoma State	6-2	6
8. Duke	8-1	10
9. Clemson	6-2	8
10. Alabama	10-0	11
11. Missouri	10-0	14
12. Florida State	5-3	7
13. Stanford	5-4	9
14. Florida	8-1	16
15. Arkansas	8-2	15
16. Kentucky	6-2	18
17. South Carolina	8-1	20
18. Texas A&M	9-0	RV
19. UCLA	3-4	19
20. Utah	5-4	13
21. California	10-1	RV
22. Arizona	10-1	RV
23. Oregon	6-5	17
24. Northwestern	5-2	22
25. Mississippi State	8-1	NR

RECEIVING VOTES: Auburn (102), Virginia Tech (88), Baylor (61), Louisiana (31), Boston University (22), San Diego State (9), Miami (Ohio) (6), Penn State (3), Boise State (2), Grand Canyon (1), Indiana (1).

ESPN/USA SOFTBALL (PRESEASON)

TEAM	RECORD	PREV
1. Oklahoma (21)	9-0	1
2. Texas	7-0	3
3. Georgia	9-0	4
4. Washington	6-1	6
5. Tennessee	4-2	2
6. Duke	8-1	10
7. LSU	8-0	12
8. Oklahoma State	6-2	8
9. Clemson	6-2	7
10. Alabama	10-0	11
11. Florida State	5-3	5
12. Stanford	5-4	9
13. Missouri	10-0	15
14. Arkansas	8-2	13
15. Kentucky	6-2	18
16. Florida	8-1	19
17. Texas A&M	9-0	25
18. South Carolina	8-1	21
19. UCLA	3-4	20
20. Mississippi State	8-1	NR
21. Virginia Tech	7-2-1	17
22. Baylor	3-3	22
23. Arizona	10-1	RV
24. Auburn	4-1-1	24
25. Oregon	6-5	14

RECEIVING VOTES: California (62), Utah (61), Louisiana (28), Northwestern (27), Indiana (11), San Diego State (10), Texas Tech (8), Boston University (7), McNeese (5), Louisville (4), Florida Atlantic (2), Miami (Ohio) (2), UCF (2), Boise State (1), Grand Canyon (1).

DISOFTBALL.COM

TEAM	RECORD	PREV
1. Oklahoma	9-0	1
2. Texas	7-0	2
3. Georgia	9-0	5
4. Washington	6-1	6
5. Tennessee	4-2	3
6. LSU	8-0	9
7. Duke	7-1	7
8. Oklahoma State	6-2	4
9. Stanford	5-4	13
10. Clemson	6-2	10
11. Missouri	10-0	11
11. Alabama	10-0	12
13. Kentucky	6-2	14
14. Florida State	5-3	8
15. Arkansas	8-2	18
16. Texas A&M	9-0	25
17. Arizona	10-1	NR
18. South Carolina	8-1	20
19. Baylor	3-3	17
20. Florida	8-1	23
21. Mississippi State	8-1	NR
22. California	10-1	NR
23. Northwestern	5-2	24
24. UCLA	3-4	22
25. Boston University	10-0	NR

SOFTBALL AMERICA

TEAM	RECORD	PREV
1. Oklahoma	9-0	1
2. Texas	7-0	2
3. Georgia	9-0	4
4. Washington	6-1	8
5. Duke	8-1	5
6. LSU	8-0	11
7. Tennessee	4-2	3
8. Missouri	10-0	13
9. Clemson	6-2	6
10. Stanford	5-4	9
11. Oklahoma State	6-2	10
12. Alabama	10-0	15
13. Texas A&M	9-0	19
14. Arkansas	8-2	12
15. Florida	8-1	22
16. Florida State	5-3	7
17. Arizona	10-1	NR
18. Mississippi State	8-1	NR
19. Kentucky	6-2	18
20. South Carolina	8-1	21
21. Cal	10-1	NR
22. Baylor	3-3	16
23. Virginia Tech	7-2-1	17
24. Auburn	4-1-1	25
25. Penn State	7-0	NR

MSU WEEK-BY-WEEK

	NFCA	USA	D1	SA	RPI	RECORD
Preseason	NR	RV	NR	NR	--	--
Week 1	NR	NR	NR	NR	--	4-0
Week 2	25	20	21	18	--	8-1
Week 3						
Week 4						
Week 5						
Week 6						
Week 7						
Week 8						
Week 9						
Week 10						
Week 11						
Week 12						
Week 13						
Week 14						
Final						

VS. RANKED OPPONENTS

DATE	OPP.	NFCA RANK	RESULT
Feb. 13	Louisiana	23	W, 9-1 (6)
Feb. 13	Louisiana	23	W, 2-1
Feb. 17	Clemson	8	W, 6-3
Feb. 17	Utah	13	W, 10-2 (6)
Feb. 23	Oklahoma	1	

RECORD: 4-0

ALL-TIME RECORD VS. RANKED OPPONENTS*

RANKING	RECORD	RANKING	RECORD
1	2-14	14	4-18
2	2-17	15	4-25
3	5-26	16	4-16
4	5-32	17	9-19
5	1-19	18	4-10
6	3-11	19	7-9
7	8-25	20	8-11
8	4-11	21	8-19
9	4-13	22	8-7
10	8-28	23	6-7
11	6-15	24	6-12
12	1-16	25	5-5
13	3-15	TOTAL	125-400

*The NFCA/USA Today Coaches' Poll is considered the poll of record by Mississippi State.

MSU RANKING HISTORY

NFCA/USA Today	USA Softball	DISoftball.com	Softball America
Highest: 15 (Week 3, 2008)	Highest: 15 (Week 5, 2008)	Highest: 15 (Preseason, 2021)	Highest: 13 (Week 15, 2022)
First Top 5: N/A	First Top 5: N/A	First Top 5: N/A	First Top 5: N/A
First Top 10: N/A	First Top 10: N/A	First Top 10: N/A	First Top 10: N/A
First Top 25: Week 3, 2000 (24)	First Top 25: Week 4, 2006 (24)	First Top 25: Preseason, 2021 (15)	First Top 25: Week 4, 2020 (25)
Last Top 25: Week 2, 2024 (25)	Last Top 25: Week 2, 2024 (20)	Last Top 25: Week 2, 2024 (21)	Last Top 25: Week 2, 2024 (18)



RESULTS



**2024 Mississippi State Softball
Game Results for Mississippi State (as of Feb 18, 2024)
(All games)**



Date	Opponent	Score	Inns	Overall	SEC	Pitcher of record	Attend	Time
1 Feb 09, 2024	UAB	w 11-0	5	1-0-0	0-0-0	A. Wesley (W 1-0)	585	1:31
1 Feb 09, 2024	IUPUI	w 8-0	5	2-0-0	0-0-0	J. Marron (W 1-0)	585	1:10
1 Feb 10, 2024	IUPUI	w 10-0	5	3-0-0	0-0-0	M. Faapito (W 1-0)	592	1:24
1 Feb 10, 2024	UAB	w 6-2	7	4-0-0	0-0-0	L. Sosa (W 1-0)	592	1:44
Feb 13, 2024	#23 LOUISIANA-1	w 9-1	6	5-0-0	0-0-0	A. Wesley (W 2-0)	327	2:00
Feb 13, 2024	#23 LOUISIANA-2	w 2-1	7	6-0-0	0-0-0	J. Marron (W 2-0)	327	1:45
2 Feb 17, 2024	vs #8 Clemson	w 6-3	7	7-0-0	0-0-0	A. Wesley (W 3-0)	312	2:00
2 Feb 17, 2024	vs #13 Utah	w 10-2	6	8-0-0	0-0-0	J. Marron (W 3-0)	300	2:08
2 Feb 18, 2024	vs UC Davis	L 1-2	7	8-1-0	0-0-0	M. Faapito (L 1-1)	121	1:49

* = Conference game

1 = The Snowman: Alex Wilcox Memorial (Starkville, Miss.)

2 = Puerto Vallarta College Challenge (Puerto Vallarta, Mexico)

() extra inning game

WINNING PLAY LOG

DATE	GM	RECORD	OPPONENT	FINAL	BATTER	INNING	OUTS	SCORE AT TIME	PLAY	WINNING RUN
Feb. 9	1	1-0	UAB	W, 11-0 (5)	Brownlee	1	1	0-0	Single up the middle	Sacco
Feb. 9	2	2-0	IUPUI	W, 8-0 (5)	Barbary	1	0	0-0	Double to RC	Sacco
Feb. 10	3	3-0	IUPUI	W, 10-0 (5)	Edwards	2	0	0-0	Double through the left side	Cook
Feb. 10	4	4-0	UAB	W, 6-2	Blaine	3	2	1-0	Two-run single to LC, advanced on throw	Barbary
Feb. 13	5	5-0	Louisiana	W, 9-1 (6)	Wesolowski	1	1	1-0	Reached on fielder's choice to third	Cook
Feb. 13	6	6-0	Louisiana	W, 2-1	Blaine	1	1	0-0	Two-run double through the left side	Barbary
Feb. 17	7	7-0	vs. Clemson	W, 6-3	Blaine	5	2	3-0	Single to center field	Sacco
Feb. 17	8	8-0	vs. Utah	W, 10-2 (6)	Blaine	3	1	0-1	Three-run home run LF	Barbary
Feb. 18	9	8-1	vs. UC Davis	L, 1-2	--	--	--	--	--	--
Feb. 22	10		vs. UCF							
Feb. 22	11		vs. Notre Dame							
Feb. 23	12		vs. Oklahoma							
Feb. 24	13		vs. Fresno State							
Feb. 24	14		vs. Cal State Fullerton							
Feb. 29	15		Southern Miss							
Mar. 1	16		Troy							
Mar. 2	17		Alcorn State							
Mar. 2	18		Troy							
Mar. 3	19		Alcorn State							
Mar. 3	20		Samford							
Mar. 8	21		at Ole Miss*							
Mar. 9	22		at Ole Miss*							
Mar. 10	23		at Ole Miss*							
Mar. 12	24		Memphis							
Mar. 12	25		Memphis							
Mar. 13	26		ULM							
Mar. 15	27		Texas A&M*							
Mar. 16	28		Texas A&M*							
Mar. 17	29		Texas A&M*							
Mar. 20	30		at Alabama State							
Mar. 20	31		at Alabama State							
Mar. 22	32		at Arkansas*							
Mar. 23	33		at Arkansas*							
Mar. 24	34		at Arkansas*							
Mar. 28	35		Florida*							
Mar. 29	36		Florida*							
Mar. 30	37		Florida*							
Apr. 3	38		at UAB							
Apr. 5	39		at South Carolina*							
Apr. 6	40		at South Carolina*							
Apr. 7	41		at South Carolina*							
Apr. 10	42		South Alabama							
Apr. 12	43		Tennessee*							
Apr. 13	44		Tennessee*							
Apr. 14	45		Tennessee*							
Apr. 17	46		vs. Southern Miss							
Apr. 23	47		at Samford							
Apr. 27	48		at Missouri*							
Apr. 28	49		at Missouri*							
Apr. 29	50		at Missouri*							
May 3	51		Georgia*							
May 4	52		Georgia*							
May 5	53		Georgia*							

GAME-WINNING RBI: Blaine (4), Barbary (1), Brownlee (1), Edwards (1)
GAME-WINNING RUN: Barbary (3), Sacco (3), Cook (2)

BOLD denotes walk-off winning play (run-rule games not included)



GAME CHANGING PLAY LOG

DATE	OPPONENT	SCORE	INNING	OUTS	BASES	WIN% PRIOR	WIN% AFTER	CHANGE	PLAY	FINAL
Feb. 9	UAB	0-0	B1	1	1st & 2nd	68.24	78.79	10.55	Brownlee RBI single up the middle	W, 11-0 (5)
Feb. 9	IUPUI	0-0	B1	2	Empty	56.95	82.23	25.28	Sacco triple down LF line	W, 8-0 (5)
Feb. 10	IUPUI	0-0	B2	0	1st & 2nd	75.02	91.06	16.04	Edwards RBI double through the left side	W, 10-0 (5)
Feb. 10	UAB	1-0	B3	2	1st & 2nd	74.44	92.33	17.89	Blaine two-run single to CF, took second on throw	W, 6-2
Feb. 13	Louisiana	2-0	T2	1	1st	81.39	91.50	10.11	(Def.) P13 double play, Wesley to Brownlee	W, 9-1 (6)
Feb. 13	Louisiana	0-0	B1	1	2nd & 3rd	76.41	82.96	12.85	Blaine two-run double through the left side	W, 2-1
Feb. 17	vs. Clemson	0-0	T2	0	1st	51.57	75.48	23.91	Kennedy two-run home run to LC	W, 6-3
Feb. 17	vs. Utah	0-1	T3	1	2nd & 3rd	46.20	75.37	29.17	Blaine three-run home run to LF	W, 10-2 (6)
Feb. 18	vs. UC Davis	1-1	T4	1	Empty	46.61	62.00	15.39	Edwards tripled to RC	L, 1-2
Feb. 22	vs. UCF									
Feb. 22	vs. Notre Dame									
Feb. 23	vs. Oklahoma									
Feb. 24	vs. Fresno State									
Feb. 24	vs. Cal State Fullerton									
Feb. 29	Southern Miss									
Mar. 1	Troy									
Mar. 2	Alcorn State									
Mar. 2	Troy									
Mar. 3	Alcorn State									
Mar. 3	Samford									
Mar. 8	at Ole Miss*									
Mar. 9	at Ole Miss*									
Mar. 10	at Ole Miss*									
Mar. 12	Memphis									
Mar. 12	Memphis									
Mar. 13	ULM									
Mar. 15	Texas A&M*									
Mar. 16	Texas A&M*									
Mar. 17	Texas A&M*									
Mar. 20	at Alabama State									
Mar. 20	at Alabama State									
Mar. 22	at Arkansas*									
Mar. 23	at Arkansas*									
Mar. 24	at Arkansas*									
Mar. 28	Florida*									
Mar. 29	Florida*									
Mar. 30	Florida*									
Apr. 3	at UAB									
Apr. 5	at South Carolina*									
Apr. 6	at South Carolina*									
Apr. 7	at South Carolina*									
Apr. 10	South Alabama									
Apr. 12	Tennessee*									
Apr. 13	Tennessee*									
Apr. 14	Tennessee*									
Apr. 17	vs. Southern Miss									
Apr. 23	at Samford									
Apr. 27	at Missouri*									
Apr. 28	at Missouri*									
Apr. 29	at Missouri*									
May 3	Georgia*									
May 4	Georgia*									
May 5	Georgia*									

OFFENSIVE GAME CHANGING PLAYS: Blaine (3), Edwards (2), Brownlee (1), Kennedy (1), Sacco (1)
DEFENSIVE GAME CHANGING PLAYS: Wesley (1)

**Data courtesy of 6-4-3 Charts*

STATE'S LARGEST GAME CHANGING PLAYS OF THE SEASON

DATE	OPPONENT	SCORE	INNING	OUTS	BASES	WIN% PRIOR	WIN% AFTER	CHANGE	PLAY	FINAL
Feb. 17	vs. Utah	0-1	T3	1	2nd & 3rd	46.20	75.37	29.17	Blaine three-run home run to LF	W, 10-2 (6)
Feb. 17	vs. Clemson	0-0	T2	0	1st	51.57	75.48	23.91	Kennedy two-run home run to LC	W, 6-3
Feb. 9	IUPUI	0-0	B1	2	Empty	56.95	82.23	25.28	Sacco triple down LF line	W, 8-0 (5)
Feb. 10	UAB	1-0	B3	2	1st & 2nd	74.44	92.33	17.89	Blaine two-run single to CF, took second on throw	W, 6-2
Feb. 10	IUPUI	0-0	B2	0	1st & 2nd	75.02	91.06	16.04	Edwards RBI double through the left side	W, 10-0 (5)
Feb. 18	vs. UC Davis	1-1	T4	1	Empty	46.61	62.00	15.39	Edwards tripled to RC	L, 1-2
Feb. 18	vs. UC Davis	1-1	B7	1	3rd	16.76	32.02	15.26	(Def.) K. Macias lined out to second (S. Hawkins)	L, 1-2
Feb. 10	UAB	0-0	B3	2	1st & 2nd	60.39	74.44	14.05	Barbary RBI single up the middle	W, 6-2



GAME-BY-GAME STARTERS (BATTING ORDER)

DATE	NO.	RECORD	OPPONENT	1	2	3	4	5	6	7	8	9
Feb. 9	1	1-0	UAB	S. Sacco	N. Barbary	J. Blaine	A. Brownlee	E. Wesolowski	S. Hawkins	M. Kennedy	K. Edwards	B. St. Clair
Feb. 9	1	2-0	IUPUI	S. Sacco	N. Barbary	J. Blaine	A. Brownlee	E. Wesolowski	S. Hawkins	M. Kennedy	K. Edwards	B. St. Clair
Feb. 10	2	1-0	IUPUI	S. Sacco	N. Barbary	J. Blaine	A. Brownlee	E. Wesolowski	P. Cook	S. Hawkins	K. Edwards	B. St. Clair
Feb. 10	3	1-0	UAB	S. Sacco	N. Barbary	J. Blaine	A. Brownlee	P. Cook	E. Wesolowski	K. Edwards	S. Hawkins	B. St. Clair
Feb. 13	4	1-0	Louisiana	S. Sacco	N. Barbary	P. Cook	J. Blaine	A. Brownlee	E. Wesolowski	M. Kennedy	S. Hawkins	B. St. Clair
Feb. 13	5	1-0	Louisiana	S. Sacco	N. Barbary	P. Cook	J. Blaine	A. Brownlee	E. Wesolowski	S. Hawkins	K. Edwards	B. St. Clair
Feb. 17	6	1-0	vs. Clemson	S. Sacco	N. Barbary	P. Cook	J. Blaine	A. Brownlee	S. Hawkins	M. Kennedy	K. Edwards	B. St. Clair
Feb. 17	7	1-0	vs. Utah	S. Sacco	N. Barbary	P. Cook	J. Blaine	M. Kennedy	S. Hawkins	E. Wesolowski	K. Edwards	B. St. Clair
Feb. 18	6	1-1	UC Davis	S. Sacco	N. Barbary	P. Cook	J. Blaine	A. Brownlee	S. Hawkins	M. Kennedy	K. Edwards	B. St. Clair
Feb. 22			vs. UCF									
Feb. 22			vs. Notre Dame									
Feb. 23			vs. Oklahoma									
Feb. 24			vs. Fresno State									
Feb. 24			vs. Cal State Fullerton									
Feb. 29			Southern Miss									
Mar. 1			Troy									
Mar. 2			Alcorn State									
Mar. 2			Troy									
Mar. 3			Alcorn State									
Mar. 3			Samford									
Mar. 8			at Ole Miss*									
Mar. 9			at Ole Miss*									
Mar. 10			at Ole Miss*									
Mar. 12			Memphis									
Mar. 12			Memphis									
Mar. 13			ULM									
Mar. 15			Texas A&M*									
Mar. 16			Texas A&M*									
Mar. 17			Texas A&M*									
Mar. 20			at Alabama State									
Mar. 20			at Alabama State									
Mar. 22			at Arkansas*									
Mar. 23			at Arkansas*									
Mar. 24			at Arkansas*									
Mar. 28			Florida*									
Mar. 29			Florida*									
Mar. 30			Florida*									
Apr. 3			at UAB									
Apr. 5			at South Carolina*									
Apr. 6			at South Carolina*									
Apr. 7			at South Carolina*									
Apr. 10			South Alabama									
Apr. 12			Tennessee*									
Apr. 13			Tennessee*									
Apr. 14			Tennessee*									
Apr. 17			vs. Southern Miss									
Apr. 23			at Samford									
Apr. 27			at Missouri*									
Apr. 28			at Missouri*									
Apr. 29			at Missouri*									
May 3			Georgia*									
May 4			Georgia*									
May 5			Georgia*									

LEADOFF: Sacco (9)**2ND:** Barbary (9)**3RD:** Cook (5), Blaine (4)**CLEANUP:** Blaine (5), Brownlee (4)**5TH:** Brownlee (4), Wesolowski (3), Cook (1)**6TH:** Hawkins (5), Wesolowski (3), Cook (1)**7TH:** Kennedy (5), Hawkins (2), Edwards (1), Ella Wesolowski (1)**8TH:** Edwards (7), Hawkins (2)**9TH:** St. Clair (9)

GAME-BY-GAME STARTERS (DEFENSIVE POSITIONS)

DATE	NO.	RECORD	OPPONENT	C	1B	2B	3B	SS	LF	CF	RF	DP
Feb. 9	1	1-0	UAB	E. Wesolowski	M. Kennedy	S. Hawkins	N. Barbary	K. Edwards	B. St. Clair	S. Sacco	J. Blaine	A. Brownlee
Feb. 9	2	1-0	IUPUI	J. Blaine	M. Kennedy	S. Hawkins	N. Barbary	K. Edwards	B. St. Clair	S. Sacco	E. Wesolowski	A. Brownlee
Feb. 10	3	1-0	IUPUI	E. Wesolowski	A. Brownlee	S. Hawkins	N. Barbary	K. Edwards	B. St. Clair	S. Sacco	P. Cook	J. Blaine
Feb. 11	4	1-0	UAB	J. Blaine	A. Brownlee	S. Hawkins	N. Barbary	K. Edwards	B. St. Clair	S. Sacco	E. Wesolowski	P. Cook
Feb. 13	5	1-0	Louisiana	E. Wesolowski	A. Brownlee	S. Hawkins	N. Barbary	M. Kennedy	B. St. Clair	S. Sacco	P. Cook	J. Blaine
Feb. 13	6	1-0	Louisiana	J. Blaine	A. Brownlee	S. Hawkins	N. Barbary	K. Edwards	B. St. Clair	S. Sacco	P. Cook	E. Wesolowski
Feb. 17	7	1-0	vs. Clemson	J. Blaine	M. Kennedy	S. Hawkins	N. Barbary	K. Edwards	B. St. Clair	S. Sacco	P. Cook	A. Brownlee
Feb. 17	8	1-0	vs. Utah	E. Wesolowski	M. Kennedy	S. Hawkins	N. Barbary	K. Edwards	B. St. Clair	S. Sacco	P. Cook	J. Blaine
Feb. 18	7	1-1	vs. UC Davis	J. Blaine	M. Kennedy	S. Hawkins	N. Barbary	K. Edwards	B. St. Clair	S. Sacco	P. Cook	A. Brownlee
Feb. 22			vs. UCF									
Feb. 22			vs. Notre Dame									
Feb. 23			vs. Oklahoma									
Feb. 24			vs. Fresno State									
Feb. 24			vs. Cal State Fullerton									
Feb. 29			Southern Miss									
Mar. 1			Troy									
Mar. 2			Alcorn State									
Mar. 2			Troy									
Mar. 3			Alcorn State									
Mar. 3			Samford									
Mar. 8			at Ole Miss*									
Mar. 9			at Ole Miss*									
Mar. 10			at Ole Miss*									
Mar. 12			Memphis									
Mar. 12			Memphis									
Mar. 13			ULM									
Mar. 15			Texas A&M*									
Mar. 16			Texas A&M*									
Mar. 17			Texas A&M*									
Mar. 20			at Alabama State									
Mar. 20			at Alabama State									
Mar. 22			at Arkansas*									
Mar. 23			at Arkansas*									
Mar. 24			at Arkansas*									
Mar. 28			Florida*									
Mar. 29			Florida*									
Mar. 30			Florida*									
Apr. 3			at UAB									
Apr. 5			at South Carolina*									
Apr. 6			at South Carolina*									
Apr. 7			at South Carolina*									
Apr. 10			South Alabama									
Apr. 12			Tennessee*									
Apr. 13			Tennessee*									
Apr. 14			Tennessee*									
Apr. 17			vs. Southern Miss									
Apr. 23			at Samford									
Apr. 27			at Missouri*									
Apr. 28			at Missouri*									
Apr. 29			at Missouri*									
May 3			Georgia*									
May 4			Georgia*									
May 5			Georgia*									

P: Marron (3), Wesley (3), Faapito (2), Sosa (1)
C: Blaine (5), Wesolowski (4)
1B: Kennedy (5), Brownlee (4)
2B: Hawkins (9)
3B: Barbary (9)
SS: Edwards (8), Kennedy (1)
LF: St. Clair (9)
CF: Sacco (9)
RF: Cook (6), Wesolowski (2), Blaine (1)
DP: Brownlee (4), Blaine (3), Cook (1), Wesolowski (1)

THE LAST TIME IN HAPPENED

MISSISSIPPI STATE

TEAM OFFENSE

Had 10+ hits	11 vs. Utah	Feb. 17, 2024
Had 15+ hits	17 at Middle Tennessee	Mar. 30, 2022
Scored 5+ runs	10 vs. Utah	Feb. 17, 2024
Scored 10+ runs	10 vs. Utah	Feb. 17, 2024
Scored 15+ runs	19 at Middle Tennessee	Mar. 30, 2022
Hit 2+ home runs	2 vs. IUPUI	Feb. 9, 2024
Hit 3+ home runs	4 vs. Kentucky	Apr. 30, 2023
Stole 4+ bases	4 vs. Mississippi Valley State	Feb. 28, 2023
Left 10 runners on base	10 vs. UC Davis	Feb. 18, 2024

INDIVIDUAL OFFENSE

Had 3+ hits	Nadia Barbary (3) vs. Louisiana (G1), Feb. 13, 2024
	Ella Wesolowski (3) at Indiana, Feb. 17, 2023
Had 4+ hits	Macy Graf (4) vs. Utah, Feb. 17, 2024
Scored 3+ runs	Jessie Blaine (3) at Middle Tennessee, Mar. 30, 2021
Scored 4+ runs	Paige Cook (4) vs. Utah, Feb. 17, 2024
Drove in 3+ RBIs	Salen Hawkins (4) vs. Utah, Feb. 17, 2024
	Jessie Blaine (3) vs. Utah, Feb. 17, 2024
Drove in 4+ RBIs	Salen Hawkins (4) vs. South Carolina, Mar. 19, 2023
Drove in 5+ RBIs	Madisyn Kennedy (5) at Middle Tennessee, Mar. 30, 2022
Drove in 6+ RBIs	Paige Cook (7) vs. Utah, Feb. 17, 2024
Hit 2+ doubles	Salen Hawkins (2) vs. Tennessee, Apr. 5, 2018
Hit a triple	Kylee Edwards vs. Kentucky, Apr. 29, 2023
Hit 2+ triples	Kat Moore (2) vs. Tennessee, Apr. 5, 2018
Hit 2+ home runs	Paige Cook (2) vs. Murray State, Mar. 5, 2023
Hit a walk-off, game-winning HR	Chloe Malau'ulu vs. Kentucky, Apr. 29, 2023
Hit a grand slam	Shea Moreno vs. Middle Tennessee, Feb. 8, 2019
Led off 1st inn. with HR	Mia Davidson vs. Tennessee State, Feb. 18, 2020
Stole 3+ bases	Candace Denis (3) vs. Tennessee State, Feb. 18, 2020
Stole home	Montana Davidson (3rd inn.) vs. Mississippi Valley St., Feb. 24, 2021
Drew 3+ walks	Nadia Barbary (3) at LSU, Apr. 22, 2023
Drew 4+ walks	Katie Cooley (4) vs. LSU, Mar. 30, 2005

TEAM PITCHING

Threw a no-hitter	vs. IUPUI	Feb. 10, 2024
Threw a shutout	vs. IUPUI	Feb. 10, 2024
Recorded 10+ strikeouts	12 vs. South Carolina	Mar. 17, 2023
Recorded 15+ strikeouts	15 at North Alabama (G1)	Apr. 3, 2021

INDIVIDUAL PITCHING

Threw a no-hitter	Matalasi Faapito vs. IUPUI, Feb. 10, 2024
Threw a shutout	Matalasi Faapito vs. IUPUI, Feb. 10, 2024
Recorded 10+ strikeouts	Reis Beuerlein (14) vs. Purdue, Mar. 15, 2023
Recorded 15+ strikeouts	Annie Willis (19) vs. Mississippi Valley State, Mar. 6, 2020
Gave up 10+ hits	Aspen Wesley at LSU, Apr. 22, 2023
Walked 5+ batters	Grace Fagan (5) vs. Oklahoma, Mar. 11, 2023
Struck out the side	Matalasi Faapito vs. IUPUI (3rd inn.), Feb. 10, 2024

TEAM DEFENSE

Did not commit an error	vs. Louisiana (G2)	Feb. 13, 2024
Committed 2+ errors	2 vs. UC Davis	Feb. 18, 2024
Committed 4+ errors	4 at Auburn	May 6, 2023
Turned a double play	vs. Louisiana (G1)	Feb. 13, 2024
Turned a triple play	vs. Auburn	May 4, 1997
Threw a runner out at the plate	vs. Missouri (BOT 5, 1-2)	May 9, 2023

INDIVIDUAL DEFENSE

Recorded 10+ putouts	Riley Hull (11) vs. Missouri, May 9, 2023
Recorded 15+ putouts	Mia Davidson (15) at North Alabama (G1), Apr. 3, 2021
Recorded 5+ assists	Nadia Barbary (5) at Auburn, May 6, 2023
Committed 2+ errors	Macy Graf (2) vs. Alabama, Apr. 14, 2023

MISCELLANEOUS

Won in extra innings	5-4 (9 inn.) at Auburn	May 6, 2023
Won by 8-run rule	10-2 (6 inn.) vs. Utah	Feb. 17, 2024
Scored 8+ runs in an inning	8 (2nd inn.) vs IUPUI	Feb. 17, 2023
Had 7+ hits in an inning	7 (7th inn.) at Middle Tennessee	Mar. 30, 2022
Hit back-to-back home runs	2nd inning vs. UAB	Feb. 9, 2024
Drew 4+ walks in an inning	5 (2nd inn.) vs. IUPUI	Feb. 10, 2024

OPPONENT

TEAM OFFENSE

Had 10+ hits	11 at Auburn	May 5, 2023
Had 15+ hits	15 at LSU	Apr. 22, 2023
Scored 5+ runs	5 at Auburn	May 5, 2023
Scored 10+ runs	10 at LSU	Apr. 22, 2023
Scored 15+ runs	21 vs. Ole Miss	Apr. 19, 2019
Hit 2+ home runs	2 at Auburn	May 7, 2023
Hit 3+ home runs	5 at Georgia	Mar. 25, 2023
Stole 4+ bases	5 at Auburn	May 5, 2023
Left 10 runners on base	11 at Auburn	May 5, 2023

INDIVIDUAL OFFENSE

Had 3+ hits	Erin Coffey (3) vs. Kentucky, Apr. 29, 2023
Had 4+ hits	Dallis Goodnight (4) at Georgia, Mar. 24, 2023
Scored 3+ runs	Erin Coffey (3) vs. Kentucky, Apr. 29, 2023
Scored 4+ runs	Kelsey Bruder (4) at Florida, Mar. 16, 2011
Drove in 3+ RBIs	Kayla Kowalik (3) vs. Kentucky, Apr. 30, 2023
Drove in 4+ RBIs	Georgia Clark (4) at LSU, Apr. 23, 2023
Drove in 5+ RBIs	Emma Broadfoot (7) at North Alabama (G1), Apr. 3, 2021
Drove in 6+ RBIs	Emma Broadfoot (7) at North Alabama (G1), Apr. 3, 2021
Hit 2+ doubles	Alexa Langeliers (2) vs. Louisiana (G1), Feb. 13, 2024
Hit a triple	Maddie Snider vs. Missouri May 9, 2023
Hit 2+ triples	Rachel Anderson (2) vs. SE Missouri, Mar. 8, 2020
Hit 2+ home runs	Kacie Hoffmann (2) vs. Arkansas, Mar. 31, 2023
Hit a walk-off, game-winning HR	Carlee Wallace at Auburn, Apr. 29, 2017
Hit a grand slam	Danieca Coffey vs. LSU, May 8, 2022
Led off 1st inn. with HR	Jayda Kearney at Georgia, Mar. 25, 2023
Stole 3+ bases	Jennifer Fenton (3) vs. Alabama, May 10, 2012
Drew 3+ walks	Lair Beautae (3) vs. Tennessee, May 12, 2022
Drew 4+ walks	Bailey Castro (4) vs. Florida, Mar. 29, 2015

TEAM PITCHING

Threw a no-hitter	at Georgia	Mar. 25, 2023
Threw a shutout	at Auburn	May 7, 2023
Recorded 10+ strikeouts	10 at Auburn	May 5, 2023
Recorded 15+ strikeouts	16 at Alabama	Mar. 3, 2021

INDIVIDUAL PITCHING

Threw a no-hitter	Shelby Walters at Georgia, Mar. 25, 2023
Threw a shutout	Maddie Penta at Auburn, May 7, 2023
Recorded 10+ strikeouts	Maddie Penta (10) at Auburn, May 5, 2023
Recorded 15+ strikeouts	Montana Fouts (16) at Alabama, Mar. 3, 2021
Gave up 10+ hits	Brenn Ursin (14) vs. Alcorn State, Mar. 6, 2021
Walked 5+ batters	Alea Johnson (5) at LSU, Apr. 22, 2023
Struck out the side	Maddie Penta at Auburn (1st inn.), May 7, 2023

TEAM DEFENSE

Did not commit an error	vs. UC Davis	Feb. 18, 2024
Committed 2+ errors	4 vs. Clemson	Feb. 17, 2024
Committed 4+ errors	4 vs. Clemson	Feb. 17, 2024
Turned a double play	vs. Utah	Feb. 17, 2024
Turned a triple play	vs. BYU	May 17, 2012
Threw a runner out at the plate	vs. Utah (TOP 5, 3-1)	Apr. 21, 2023

INDIVIDUAL DEFENSE

Recorded 10+ putouts	Julia Knowler (12) vs. Clemson, Feb. 17, 2024
Recorded 15+ putouts	Jen Cummings (16) vs. South Carolina, Mar. 17, 2023
Recorded 5+ assists	Rylen Wiggins (5) at Texas A&M, Apr. 8, 2023
Committed 2+ errors	Alex Brown (2) vs. Clemson, Feb. 17, 2024

MISCELLANEOUS

Won in extra innings	2-3 (8 inn.) vs. Arizona	May 27, 2022
Won by 8-run rule	0-8 (6 inn.) at LSU	Apr. 23, 2023
Scored 8+ runs in an inning	9 (2nd inn.) vs. Oklahoma	Mar. 11, 2023
Had 7+ hits in an inning	9 (2nd inn.) vs. Oklahoma	Mar. 11, 2023
Hit back-to-back home runs	6th inning at LSU	Apr. 23, 2023
Drew 4+ walks in an inning	4th inning vs. LSU	May 6, 2022

LATEST MSU COMEBACK VICTORIES

2+ run deficit	vs. Kentucky	Apr. 29, 2023	Trailed 0-5 in Top 2nd	Won 12-6	Winning play: Shea Moreno grand slam (MSU leads 7-6 in Bottom 5th)
3+ run deficit	vs. Kentucky	Apr. 29, 2023	Trailed 0-5 in Top 2nd	Won 12-6	Winning play: Shea Moreno grand slam (MSU leads 7-6 in Bottom 5th)
4+ run deficit	vs. Kentucky	Apr. 29, 2023	Trailed 0-5 in Top 2nd	Won 12-6	Winning play: Shea Moreno grand slam (MSU leads 7-6 in Bottom 5th)
5+ run deficit	vs. Kentucky	Apr. 29, 2023	Trailed 0-5 in Top 2nd	Won 12-6	Winning play: Shea Moreno grand slam (MSU leads 7-6 in Bottom 5th)
6+ run deficit	at North Alabama	Apr. 3, 2021 (G1)	Trailed 1-7 in Bottom 5th	Won 9-7	Winning play: Madisyn Kennedy 2-run single (MSU leads 9-7 in Top 9th)



COACHING STAFF



SAMANTHA RICKETTS

THE RICKETTS FILE

Hometown	San Jose, Calif.
Education	University of Oklahoma, 2009 University of Oklahoma, 2011
Twitter	@Coach_Ricketts
Birthday	December 29

COACHING CAREER

SEASON	SCHOOL	POSITION
2019-prs.	Mississippi State	Head Coach
2018-19	Mississippi State	Associate Head Coach
2015-18	Mississippi State	Assistant Coach
2012-14	Wichita State	Assistant Coach
2009-11	Oklahoma	Graduate Assistant

RICKETTS' PLAYERS BY THE NUMBERS

11	All-America Honors
25	All-Region Honors
22	All-Conference Honors
2	Conference Players of the Year
1	Conference Freshman of the Year
2	Conference All-Defensive Team Selections
1	Conference Tournament MVP
7	Conference Tournament Team Selections
3	National Players of the Week
26	Conference Players of the Week
1	CoSIDA/CSC Academic All-American
9	CoSIDA/CSC Academic All-District Selection
76	All-Conference Academic Honors

CAREER RECORD

SEASON	SCHOOL	W-L	PCT.
2020	Mississippi State	25-3	.893
2021	Mississippi State	35-25	.583
2022	Mississippi State	37-27	.578
2023	Mississippi State	28-25	.528
2024	Mississippi State	8-1	.889
TOTAL		133-81	.621

CONFERENCE RECORD

SEASON	SCHOOL	W-L	PCT.
2020	Mississippi State	0-0	--
2021	Mississippi State	8-15	.348
2022	Mississippi State	10-14	.417
2023	Mississippi State	7-16	.304
2024	Mississippi State	--	--
TOTAL		25-45	.357

MARDON AND WHITE

- » Named the sixth head softball coach in program history on July 22, 2019, and became the fastest head coach in program history to reach 20 wins, doing so in 23 games. Started 9-1, marking the best 10-game start by a head coach in program history.
- » Became the first first-year head coach to lead the nation in wins (25 in 2020) since at least 1989.
- » Is the only coach in program history to have her team nationally ranked at some point during her first year and led MSU to its highest final ranking in program history (No. 20).
- » Earned first career coaching victory in first career game on Feb. 7, 2020, against Missouri State (5-0).
- » In her second season, led MSU to its 16th NCAA Regional and third consecutive Regional Championship game.
- » Led State to its first Super Regional appearance in 2022, upsetting No. 2 Florida State twice in Tallahassee to advance.
- » Guided MSU to its highest final ranking on record (No. 19) in 2022.
- » Won 66 of her first 100 games, the best total of any Bulldog head coach and third among active SEC coaches in their first 100 contests.
- » Has coached 11 Bulldogs who went on to professional careers, seven of whom were selected in a professional draft. Four of her proteges are currently playing professionally (Mia Davidson, Fa Leitua, Chloe Malau'ulu and Annie Willis).
- » Has coached multiple players to All-Region honors in each of the last five seasons.
- » Served as an assistant coach from 2015-18 focusing on hitting and recruiting before being promoted to associate head coach.
- » Has been a part of one Women's College World Series appearance, seven NCAA Regional berths and two NCAA Super Regional appearances during her coaching career.
- » In 2019, MSU was one of two teams in the nation (Arizona) to boast multiple hitters with 20 or more home runs.
- » The Bulldogs shattered the school record for home runs (72) and posted the second-highest slugging percentage in school history (.484) in 2019.
- » For the first time since 2008, State produced multiple NFCA All-Americans in 2019 (Fa Leitua and Mia Davidson).
- » Davidson was the lone player in the conference to record at least 60 RBIs, 60 hits and 50 runs scored in 2019.
- » Davidson then broke Rafael Palmeiro's mark for the most home runs in a career by a Bulldog baseball or softball player in 2021 and entered the 2022 season just two long balls shy of the SEC softball career record.
- » Four of the top five single-season home run totals in program history have come under Ricketts' watch, and the Bulldogs have broken the season record four times.
- » MSU has hit at least one home run in 54.4 percent of its games (241-of-443) entering 2022 since Ricketts arrived as an assistant.
- » In 2017, Ricketts produced five starters that hit .300 or better to help lead the Bulldogs to an NCAA Regional and Caroline Seitz became the first Bulldog to earn First Team All-SEC honors since Chelsea Bramlett in 2010.
- » During the 2016 season, she led Kayla Winkfield to an SEC-leading six triples, which ranked among the nation's top 10.
- » In her first season of 2015, the Bulldogs set new single-season records for home runs (54), batting average (.312), slugging percentage (.495), RBI (294) and on-base percentage (.416).

MSU COACHING HIGHLIGHTS

NCAA Super Regional Appearances	1
NCAA Regional Appearances	6
NFCA All-South Region Selections	22
First Team All-SEC Selections	6
SEC All-Defensive Team Selections	2
Top 10 Finalist for Schutt Sports/NFCA Freshman of the Year	2018
SEC Freshman of the Year	2018
Top 10 Finalist for USA Softball Collegiate Player of the Year	2019
NFCA Catcher of the Year	2022

WICHITA STATE UNIVERSITY

- » Served as assistant coach at Wichita State from 2012-14, working with the team's hitters and consistently improving their production.
- » Her last spring at WSU saw the Shockers increase their overall win total by 15 from 2013 to 2014 and win the program's first regular-season conference title.
- » Part of the 2014 MVC Coaching Staff of the Year, helping to improve the Shockers from the ninth place in 2012, to eighth place in 2013, to MVC champs in 2014.
- » Produced five starters who each hit better than .300 in 2014 after the squad did not have a batter hit over .300 in 2013.
- » The Shockers scored 138 more runs, smashed 26 more home runs, hit 11 more doubles and added seven more triples from the previous season.
- » Overall, the 2014 team established program single-season records for batting average, slugging percentage, on-base percentage, runs scored, hits, doubles, home runs, runs batted in and total bases.
- » Led Cacy Williams to an NFCA All-Midwest Region First Team selection in 2014 as well as MVC Player of the Year and Newcomer of the Year, becoming the first student-athlete in MVC history to receive both in the same year.
- » Williams broke the Wichita State single-season records for batting average (.424), slugging percentage (.812), on-base percentage (.531), total bases (138), runs scored (57), home runs (16) and RBIs (47).

ADDITIONAL COACHING EXPERIENCE

- » Served as assistant coach for the USSSA Florida Pride of the NPF as the team claimed the regular season championship, and the staff was recognized as Coaching Staff of the Year.
- » Began coaching career as a graduate assistant coach at Oklahoma in 2010 and 2011.
- » The Sooners won the Big 12 Tournament and advanced to the Women's College World Series in 2011.

MARDON AND WHITE

- » Four-year letterwinner at Oklahoma (2006-09)
- » Closed her career as the school record holder in career home runs (48) and runs batted in (239) while ranking third in extra-base hits (97), total bases (444), slugging percentage (.645) and on-base percentage (.461).
- » Started 192 consecutive games and ended her career as the Big 12 career RBI leader.
- » Four-time All-Big 12 selection and two-time NFCA All-American.
- » Top 10 Finalist for the Lowe's Senior CLASS Award.
- » Top 3 Finalist for USA Softball's Collegiate Player of the Year Award in 2007, first in Oklahoma history.
- » Selected 12th overall by the Akron Racers in the 2009 NPF Draft.

ASSISTANT COACHES (CLICK NAMES TO VIEW BIDS)



BULLDOG BITES: OFF THE FIELD PROFILES

NADIA BARBARY **WALKUP SONG:** Lifestyle (Rich Gang, Young Thug and Rich Homie Quan)

Earliest commit in MSU's 2022 class ... Uno is her game of choice ... collects shoes ... had a pet bearded dragon as a kid ... hopes to become a dermatologist or pursue a medical profession ... born at Lackland Air Force Base in Texas ... also competed in gymnastics as a child ... majoring in biological sciences.

MORGAN BERNARDINI **WALKUP SONG:** I Need A Ghost (Brandon Lake)

High school team never had more than 13 players ... wants to be a P.E. teacher or coach ... has "Be Still" tattooed on her wrist to help her stay calm in games ... owns a black lab/Chesapeake Bay retriever mix ... graduated from a high school with 120 total students in a class of 21 ... majoring in human development and family science.

JESSIE BLAINE **WALKUP SONG:** Good Time (Alan Jackson)

Wears No. 22 to bring awareness to 22Kill, a veteran's suicide prevention organization ... father is an active member of the U.S. Marine Corps ... moved 12 times before graduating high school ... sister plays volleyball at Troy ... mother played softball and basketball at Missouri-St. Louis ... also played basketball in high school ... traveled to Colombia in 2019 with the U.S. U-17 National Team ... majoring in communication.

AQUANA BROWNLEE **WALKUP SONG:** No Bars (City Girls, JT)

Related to MSU football player Chris Jones who won Super Bowl LIV and Super Bowl LVII with the Kansas City Chiefs ... cousin Brittany Gates also played softball at MSU ... father played football at Murray State ... broke her high school's record in the long jump ... enjoys playing with her younger cousins in her free time ... graduated with her degree in psychology in May 2023 ... major is undeclared.

JADYN BURNEY **WALKUP SONG:** Who Got It (Finesse2tymes)

One finger is permanently bent after surgery ... loves to buy clothes and shoes ... wants to be a coach ... also played volleyball and soccer and did dance and baton growing up ... considers herself the best dancer on the team ... majoring in interdisciplinary studies.

GABBY COFFEY **WALKUP SONG:** Monaco (Bad Bunny)

Enjoys wandering the aisles at Buc-ee's ... father played football at Nebraska Wesleyan ... played with Brazilian Junior National Team and has dual citizenship through her father ... has traveled to Brazil and Colombia to play softball ... majoring in psychology.

PAIGE COOK **WALKUP SONG:** God's Gonna Cut You Down (Johnny Cash)

Considers her baby brother the best Christmas present she ever received after he was born four weeks early and came home from the hospital on Dec. 23 ... enjoys cooking and hiking ... began hunting with her father when she was six years old ... also played soccer, cheered and ran track growing up ... majoring in kinesiology.

SALEYNA DANIEL **WALKUP SONG:** How You Do Dat (Master P)

Played flute in the marching band in high school ... says she loves her nephew more than anything ... favorite movie is "Knives Out" ... loves country music ... eats six to eight bowls of cereal a day ... majoring in psychology.

MEGAN DAVIDSON **WALKUP SONG:** Heatin' Up (Lil Baby feat. Gunna)

Not actually related to former Bulldog catcher Mia Davidson and infielder Montana Davidson though Mia would joke that she was at camps ... cousin, Parker Stinnett, played baseball at MSU (2021-23) ... her right foot is two sizes larger than her left ... had two pet frogs growing up ... has swam with sharks and stingrays ... majoring in communication.

KYLEE EDWARDS **WALKUP SONG:** Honky Tonk Badonkadonk (Trace Adkins)

First wore No. 67 as a tryout bib number ... used to barrel race and show pigs ... was a 1,000-point scorer in basketball and holds her high school's scoring record ... played basketball from the age of 14 until she graduated high school ... father taught her to field on their concrete driveway ... majoring in communication.

DELANEY EVERETT **WALKUP SONG:** Without Me (Eminem)

Wears No. 48 as a nod to her uncle, Josh Parry, who played football at San Jose State before playing three NFL seasons ... also chose the number because her favorite MLB player, Pablo Sandoval, wore it with the San Francisco Giants ... played the flute for one year ... has three younger sisters ... loves boating and family time ... majoring in kinesiology.

MATALASI FAAPITO **WALKUP SONG:** Mamlu O Samoa (Pacific Soul)

Related to former teammate Chloe Malau'ulu ... brother played football at Colorado State ... cousins played softball at UCLA and football at Eastern New Mexico ... wants to pursue coaching ... volunteered running softball camps in American Samoa ... loves to travel ... majoring in sociology.

SALEN HAWKINS **WALKUP SONG:** Psycho (Puddle of Mudd)

Wears No. 47 as a nod to Agent 47 from the Hitman video games her father used to play ... father made her a batting helmet with an Agent 47 barcode on the back as a child ... attended four different high schools, alternating between California and Arizona ... says she has to watch a makeup tutorial everytime she does a full face of makeup because she forgets the steps ... majoring in kinesiology.

RILEY HULL **WALKUP SONG:** Murder on the Dance Floor (Sophie Ellis-Bextor)

Older sister, Lex, played SEC softball at South Carolina ... collects vinyl records ... first player in program history from the state of Kentucky ... also enjoys driving four-wheelers at her grandparents' house ... favorite movies are the Twilight series ... owns an English bulldog named "Bubba" ... first player from her hometown to earn Gatorade Player of the Year ... majoring in business administration.

MADISYN KENNEDY **WALKUP SONG:** Honey in the Rock (Brooke Ligertwood, Brandon Lake)

Enjoys long walks, hiking and being outdoors along with cooking and trying new recipes ... has a black gold-endoodle named Sadie ... very active with Fellowship of Christian Athletes on campus ... sister, Deven, played softball at Florida International ... spends her free time reading ... majoring in kinesiology.

HOSANNA LINDBLADE **WALKUP SONGS:** I Thank God (Maverick City Music)

Has only ever broken one bone and it wasn't hers, but her catcher's nose ... prefers to eat dinner food for breakfast ... loves drawing and calligraphy ... enjoys stargazing and watching the night sky ... built and flew model rockets growing up ... majoring in aerospace engineering.

JOSEY MARRON **WALKUP SONG:** Let's Go (Key Glock)

Keeps an air fryer on her desk to make bagels and fries ... father played basketball at Buena Vista ... aunts played soccer at Florida and hockey and softball at St. Kate's ... wants to become a sports psychologist for high school students ... has an English bulldog that she says looks identical to Bully XXI ... majoring in psychology.

SIERRA SACCO **WALKUP SONG:** Sweet Escape (Gwen Stefani)

Favorite breakfast is Nutella toast with strawberries ... can juggle ... first college athlete in her family ... majoring in business administration.

KIARRA SELLS **WALKUP SONG:** Gangsta's Paradise (Coolio)

From a small town in Texas and was not heavily recruited ... late commit in her senior year ... actually didn't realize she was being offered at MSU at first until Coach Ricketts said it a second time ... favorite food is pizza rolls ... majoring in psychology.

LEXI SOSA **WALKUP SONG:** Pose (Yo Gotti)

Was the youngest verbal commit in UCLA history ... threw the 18th perfect game in UCLA history ... was born in Texas but raised in California ... loves to travel and intends to backpack around the world after graduation ... favorite travel destination was Esmeralda, Mexico ... drove cross-country from California to Starkville on her own ... graduated from UCLA with her degree in sociology ... major is undeclared.

BRYLIE ST. CLAIR **WALKUP SONG:** Fishin' In The Dark (Nitty Gritty Dirt Band)

Was a two-time UCA All-American cheerleader ... highly-decorated pageant queen, winning \$10,000 over a three-year span in high school ... played baseball with the boys growing up and was a pitcher ... once got a horse for Christmas ... boasts 300,000+ combined social media followers ... caught a 55-pound catfish with her bare hands ... majoring in interdisciplinary studies.

KAT WALLACE **WALKUP SONG:** One, Two Step (Ciara)

Former MSU softball manager turned student-athlete ... previously played JUCO ball and advanced to NJCAA National Championship game at Jones College ... took piano lessons through eighth grade ... CoSIDA Academic All-American in 2021 ... aunt played softball at Copiah-Lincoln [MS] Community College ... has visited 18 National Parks ... graduated in May 2023 with her degree in mathematics ... pursuing her MBA.

ASPEN WESLEY **WALKUP SONG:** Pretty Girl Rock (Keri Hilson)

Member of the Mississippi Band of Choctaw Indians and grew up on the Pearl River Reservation ... first Mississippi Choctaw pitcher in the SEC ... practiced pitching into her mattress in the hallway of her home whenever it rained as a kid and broke light bulbs ... very active on TikTok ... favorite color is purple ... majoring in interdisciplinary studies.

ELLA WESOLOWSKI **WALKUP SONG:** New Level (Asap Ferg)

Wears No. 74 because she recorded a 74 mph overhand velocity at an MSU camp ... first player in program history from the state of New York ... father was drafted by the Florida Marlins in 1996 ... father is now a New York state trooper ... majoring in kinesiology.



2

KAT WALLACE INF

GRADUATE | R/R | 5-4 // BROOKHAVEN, MISS. (BROOKHAVEN HS / JONES COLLEGE [MS])

SEASON HIGHS

At-Bats	
Hits	
Runs Scored	1
Runs Batted In	2x, last, UAB, 2/10/24
Doubles	
Triples	
Home Runs	
Walks	
Stolen Bases	
Putouts	
Assists	
Hitting Streak	

CAREER HIGHS

At-Bats	5	vs. Furman, 2/25/23
Hits	3	vs. Louisiana Tech, 2/25/23
Runs Scored	1	12x, last, UAB, 2/10/24
Runs Batted In		
Doubles		
Triples		
Home Runs		
Walks	2	vs. South Florida, 2/19/23
Stolen Bases	1	at Auburn, 5/6/23
Putouts	4	Dartmouth, 3/3/23
Assists	3	vs. Furman, 2/25/23
Hitting Streak	1 gm	2x, last, 2/26/23, vs. Furman

NOTEWORTHY

- » Has played in three games off the bench.
- » Scored twice as a pinch runner this season against **UAB (2/10)** and **No. 23 Louisiana (2/13)**.
- » Was State's third-most-used substitute in 2023, coming off the bench 20 times.
- » Made 20 starts at second base last year.
- » Collected her first career hit **vs. Louisiana Tech (2/24)** and went 3-for-4 for her first multi-hit game last year.
- » Started at second base and recorded a career-high four putouts against **Dartmouth (3/3)** last year.
- » Recorded her first career stolen base at **No. 17 Auburn (5/6)** last year.
- » 2023 College Sports Communicators Academic All-District selection and 2021 CoSIDA Academic All-American.
- » Began her career at Jones College before coming to MSU as a student manager for the 2022 season. Elevated to the roster in 2023.

WALLACE'S GAME-BY-GAME STATS

DATE	OPPONENT	POS	AB	R	H	RBI	2B	3B	HR	BB	SB	CS	HBP	SH	SF	GDP	K	PO	A	E	AVG	
Feb. 9	UAB		DNP																			
Feb. 9	IUPUI		DNP																			
Feb. 10	IUPUI		DNP																			
Feb. 10	UAB	PR	0	1	0	0	0	0	0	0	0	0	0	0	0	0	0	0	0	0	0	.000
Feb. 13	LOUISIANA	PR	0	1	0	0	0	0	0	0	0	0	0	0	0	0	0	0	0	0	0	.000
Feb. 13	LOUISIANA		DNP																			
Feb. 17	vs. Clemson		DNP																			
Feb. 17	vs. Utah		DNP																			
Feb. 18	vs. UC Davis	PR	0	0	0	0	0	0	0	0	0	1	0	0	0	0	0	0	0	0	0	.000
Feb. 22	vs. UCF																					
Feb. 22	vs. Notre Dame																					
Feb. 23	vs. Oklahoma																					
Feb. 24	vs. Fresno State																					
Feb. 24	vs. Cal State Fullerton																					
Feb. 29	SOUTHERN MISS																					
Mar. 1	TROY																					
Mar. 2	ALCORN STATE																					
Mar. 2	TROY																					
Mar. 3	ALCORN STATE																					
Mar. 3	SAMFORD																					
Mar. 8	at Ole Miss*																					
Mar. 9	at Ole Miss*																					
Mar. 10	at Ole Miss*																					
Mar. 12	MEMPHIS																					
Mar. 12	MEMPHIS																					
Mar. 13	ULM																					
Mar. 15	TEXAS A&M*																					
Mar. 16	TEXAS A&M*																					
Mar. 17	TEXAS A&M*																					
Mar. 20	at Alabama State																					
Mar. 20	at Alabama State																					
Mar. 22	at Arkansas*																					
Mar. 23	at Arkansas*																					
Mar. 24	at Arkansas*																					
Mar. 28	FLORIDA*																					
Mar. 29	FLORIDA*																					
Mar. 30	FLORIDA*																					
Apr. 3	at UAB																					
Apr. 5	at South Carolina*																					
Apr. 6	at South Carolina*																					
Apr. 7	at South Carolina*																					
Apr. 10	SOUTH ALABAMA																					
Apr. 12	TENNESSEE*																					
Apr. 13	TENNESSEE*																					
Apr. 14	TENNESSEE*																					
Apr. 17	vs. Southern Miss																					
Apr. 23	at Samford																					
Apr. 27	at Missouri*																					
Apr. 28	at Missouri*																					
Apr. 29	at Missouri*																					
May 3	GEORGIA*																					
May 4	GEORGIA*																					
May 5	GEORGIA*																					

MULTI-HIT GAMES

	2	3	4	5+	TOTAL
2023	--	1	--	--	1
2024	--	--	--	--	0
TOTAL	--	1	--	--	1

MULTI-RBI GAMES

	2	3	4	5+	TOTAL
2023	--	--	--	--	0
2024	--	--	--	--	0
TOTAL	--	--	--	--	0

	AVG	GP-GS	AB	R	H	2B	3B	HR	RBI	TB	SLG	BB	HBP	SO	GDP	OBP	SF	SH	SB-ATT	PO	A	E	FLD
2023	.174	40-20	23	10	4	0	0	0	0	4	.174	8	0	6	1	.387	0	1	1-2	21	24	4	.918
2024	.000	3-0	0	2	0	0	0	0	0	0	.000	0	0	0	0	.000	0	0	0-1	0	0	0	.000
TOTAL	.174	43-20	23	12	4	0	0	0	0	4	.174	8	0	6	1	.387	0	1	1-3	21	24	4	.918





4 RILEY HULL INF

JUNIOR | L/R | 5-5 // SOMERSET, KY. (PULASKI COUNTY HS)

SEASON HIGHS

At-Bats	1	6x, last, vs. Utah, 2/17/24
Hits	1	1x, last, vs. Utah, 2/17/24
Runs Scored	1	3x, last, vs. Utah, 2/17/24
Runs Batted In		
Doubles		
Triples		
Home Runs		
Walks		
Stolen Bases		
Putouts	4	UAB, 2/11/24
Assists	1	1x, last, vs. UC Davis, 2/18/24
Hitting Streak		

CAREER HIGHS

At-Bats	5	at Middle Tennessee, 3/30/22
Hits	2	11x, last, Omaha, 3/11/23
Runs Scored	2	4x, last, at Memphis, 3/23/22
Runs Batted In	3	Georgia Tech, 2/19/22
Doubles	1	8x, last, Oklahoma, 3/11/23
Triples	1	Central Arkansas, 2/18/22
Home Runs		
Walks	2	6x, last, at Texas A&M, 4/10/23
Stolen Bases	1	3x, last, vs. Tulsa, 2/24/23
Putouts	16	vs. Furman, 2/25/23
Assists	2	vs. South Florida, 2/19/23
Hitting Streak	4 gm	2x, last, 3/5/22, vs. Furman to 3/12/22, at Florida

NOTEWORTHY

- » Has come off the bench in eight of nine games this year.
- » Used primarily as a defensive replacement at first base.
- » Enters the weekend riding a 122-chance errorless streak.
- » Singled and scored vs. **No. 13 Utah (2/17)**.
- » Recorded a season-high four putouts against **UAB (2/10)**.
- » Scored as a pinch runner against **IUPUI (2/10)**.
- » Career .992 fielding percentage is currently the MSU school record.
- » Led the team with 23 walks last year in 47 games.
- » Walked in 22.1 percent of her plate appearances last year, which ranked 15th in the nation and third in the SEC.
- » Struck out in just 5.8 percent of her 2023 plate appearances, which ranked fifth in the SEC.
- » Walked twice while recording a career-high 16 putouts vs. **Furman (2/25)** last year.
- » Went 2-for-2 off the bench against **No. 1 Oklahoma (3/11)** with a double.
- » Delivered a walk-off, two-run infield single in the 10th inning of the SEC opener against **South Carolina (3/17)**.

HULL'S GAME-BY-GAME STATS

DATE	OPPONENT	POS	AB	R	H	RBI	2B	3B	HR	BB	SB	CS	HBP	SH	SF	GDP	K	PO	A	E	AVG	
Feb. 9	UAB	1B	1	0	0	0	0	0	0	0	0	0	0	0	0	0	1	0	0	0	.000	
Feb. 9	IUPUI																					
Feb. 10	IUPUI	PR/1B	1	1	0	0	0	0	0	0	0	0	0	0	0	0	0	2	0	0	.000	
Feb. 10	UAB	1B	1	1	0	0	0	0	0	0	0	0	0	0	0	0	0	4	0	0	.000	
Feb. 13	LOUISIANA	PR	0	0	0	0	0	0	0	0	0	0	0	0	0	0	0	0	0	0	.000	
Feb. 13	LOUISIANA	1B	1	0	0	0	0	0	0	0	0	0	0	0	0	0	0	0	0	0	.000	
Feb. 17	vs. Clemson	1B	1	0	0	0	0	0	0	0	0	0	0	0	0	0	0	0	0	0	.000	
Feb. 17	vs. Utah	1B	1	1	1	0	0	0	0	0	0	0	0	0	0	0	3	0	0	0	.167	
Feb. 18	vs. UC Davis	1B	0	0	0	0	0	0	0	0	0	0	0	0	0	0	0	1	1	0	.167	
Feb. 22	vs. UCF																					
Feb. 22	vs. Notre Dame																					
Feb. 23	vs. Oklahoma																					
Feb. 24	vs. Fresno State																					
Feb. 24	vs. Cal State Fullerton																					
Feb. 29	SOUTHERN MISS																					
Mar. 1	TROY																					
Mar. 2	ALCORN STATE																					
Mar. 2	TROY																					
Mar. 3	ALCORN STATE																					
Mar. 3	SAMFORD																					
Mar. 8	at Ole Miss*																					
Mar. 9	at Ole Miss*																					
Mar. 10	at Ole Miss*																					
Mar. 12	MEMPHIS																					
Mar. 12	MEMPHIS																					
Mar. 13	ULM																					
Mar. 15	TEXAS A&M*																					
Mar. 16	TEXAS A&M*																					
Mar. 17	TEXAS A&M*																					
Mar. 20	at Alabama State																					
Mar. 20	at Alabama State																					
Mar. 22	at Arkansas*																					
Mar. 23	at Arkansas*																					
Mar. 24	at Arkansas*																					
Mar. 28	FLORIDA*																					
Mar. 29	FLORIDA*																					
Mar. 30	FLORIDA*																					
Apr. 3	at UAB																					
Apr. 5	at South Carolina*																					
Apr. 6	at South Carolina*																					
Apr. 7	at South Carolina*																					
Apr. 10	SOUTH ALABAMA																					
Apr. 12	TENNESSEE*																					
Apr. 13	TENNESSEE*																					
Apr. 14	TENNESSEE*																					
Apr. 17	vs. Southern Miss																					
Apr. 23	at Samford																					
Apr. 27	at Missouri*																					
Apr. 28	at Missouri*																					
Apr. 29	at Missouri*																					
May 3	GEORGIA*																					
May 4	GEORGIA*																					
May 5	GEORGIA*																					

MULTI-HIT GAMES

	2	3	4	5+	TOTAL
2022	9	--	--	--	9
2023	2	--	--	--	2
2024	--	--	--	--	0
TOTAL	11	--	--	--	11

MULTI-RBI GAMES

	2	3	4	5+	TOTAL
2022	2	1	--	--	3
2023	1	--	--	--	1
2024	--	--	--	--	0
TOTAL	3	1	--	--	4

	AVG	GP-BS	AB	R	H	2B	3B	HR	RBI	TB	SLG	BB	HBP	SO	GDP	OBP	SF	SH	SB-ATT	PO	A	E	FLD
2022	.241	61-53	145	24	35	6	1	0	17	43	.297	14	3	14	2	.313	4	1	2-2	311	8	4	.988
2023	.225	47-32	80	13	18	2	0	0	3	20	.250	23	0	6	0	.398	0	1	1-1	259	12	1	.996
2024	.167	8-0	6	3	1	0	0	0	0	1	.167	0	0	1	0	.167	0	0	0-0	13	1	0	1.000
TOTAL	.234	116-85	231	40	54	8	1	0	20	64	.277	37	3	21	2	.342	4	2	3-3	583	21	5	.992





5

JADYN BURNEY INF

JUNIOR | L/R | 5-9 // GULFPORT, MISS. (HARRISON CENTRAL HS / CHIPOLA COLLEGE)

SEASON HIGHS

At-Bats	1	IUPUI, 2/10/24
Hits		
Runs Scored	1	5x, last, vs. Clemson, 2/17/24
Runs Batted In		
Doubles		
Triples		
Home Runs		
Walks		
Stolen Bases		
Putouts		
Assists		
Hitting Streak		

CAREER HIGHS

At-Bats	1	IUPUI, 2/10/24
Hits		
Runs Scored	1	4x, last, Louisiana, 2/13/24
Runs Batted In		
Doubles		
Triples		
Home Runs		
Walks		
Stolen Bases		
Putouts		
Assists		
Hitting Streak		

NOTEWORTHY

- » Has pinch run in all nine games this year.
- » Is State's most-used substitute with nine pinch running appearances.
- » Has scored five times.
- » Remained in the game for an at-bat after scoring against **IUPUI (2/10)**.
- » Hit .483 in fall ball this year while going 5-of-6 on stolen base attempts.
- » Started in 50 games at Chipola College last year.
- » Drew 19 walks and posted .406 on-base percentage that was fifth on the team.
- » As a freshman at Chipola in 2022, ranked second on the team with 24 stolen bases.
- » Was named an Under Armor Preseason All-American in high school (2019).

BURNEY'S GAME-BY-GAME STATS

DATE	OPPONENT	POS	AB	R	H	RBI	2B	3B	HR	BB	SB	CS	HBP	SH	SF	GDP	K	PO	A	E	AVG	
Feb. 9	UAB	PR	0	0	0	0	0	0	0	0	0	0	0	0	0	0	0	0	0	0	0	.000
Feb. 9	IUPUI	PR	0	1	0	0	0	0	0	0	0	0	0	0	0	0	0	0	0	0	0	.000
Feb. 10	IUPUI	PR/DP	1	1	0	0	0	0	0	0	0	0	0	0	0	0	0	0	0	0	0	.000
Feb. 10	UAB	PR	0	1	0	0	0	0	0	0	0	0	0	0	0	0	0	0	0	0	0	.000
Feb. 13	LOUISIANA	PR	0	1	0	0	0	0	0	0	0	0	0	0	0	0	0	0	0	0	0	.000
Feb. 13	LOUISIANA	PR	0	0	0	0	0	0	0	0	0	0	0	0	0	0	0	0	0	0	0	.000
Feb. 17	vs. Clemson	PR	0	1	0	0	0	0	0	0	0	0	0	0	0	0	0	0	0	0	0	.000
Feb. 17	vs. Utah	PR	0	0	0	0	0	0	0	0	0	0	0	0	0	0	0	0	0	0	0	.000
Feb. 18	vs. UC Davis	PR	0	0	0	0	0	0	0	0	0	0	0	0	0	0	0	0	0	0	0	.000
Feb. 22	vs. UCF																					
Feb. 22	vs. Notre Dame																					
Feb. 23	vs. Oklahoma																					
Feb. 24	vs. Fresno State																					
Feb. 24	vs. Cal State Fullerton																					
Feb. 29	SOUTHERN MISS																					
Mar. 1	TROY																					
Mar. 2	ALCORN STATE																					
Mar. 2	TROY																					
Mar. 3	ALCORN STATE																					
Mar. 3	SAMFORD																					
Mar. 8	at Ole Miss*																					
Mar. 9	at Ole Miss*																					
Mar. 10	at Ole Miss*																					
Mar. 12	MEMPHIS																					
Mar. 12	MEMPHIS																					
Mar. 13	ULM																					
Mar. 15	TEXAS A&M*																					
Mar. 16	TEXAS A&M*																					
Mar. 17	TEXAS A&M*																					
Mar. 20	at Alabama State																					
Mar. 20	at Alabama State																					
Mar. 22	at Arkansas*																					
Mar. 23	at Arkansas*																					
Mar. 24	at Arkansas*																					
Mar. 28	FLORIDA*																					
Mar. 29	FLORIDA*																					
Mar. 30	FLORIDA*																					
Apr. 3	at UAB																					
Apr. 5	at South Carolina*																					
Apr. 6	at South Carolina*																					
Apr. 7	at South Carolina*																					
Apr. 10	SOUTH ALABAMA																					
Apr. 12	TENNESSEE*																					
Apr. 13	TENNESSEE*																					
Apr. 14	TENNESSEE*																					
Apr. 17	vs. Southern Miss																					
Apr. 23	at Samford																					
Apr. 27	at Missouri*																					
Apr. 28	at Missouri*																					
Apr. 29	at Missouri*																					
May 3	GEORGIA*																					
May 4	GEORGIA*																					
May 5	GEORGIA*																					

MULTI-HIT GAMES

	2	3	4	5+	TOTAL
2024	--	--	--	--	0
TOTAL	--	--	--	--	0

MULTI-RBI GAMES

	2	3	4	5+	TOTAL
2024	--	--	--	--	0
TOTAL	--	--	--	--	0

	AVG	GP-GS	AB	R	H	2B	3B	HR	RBI	TB	SLG	BB	HBP	SO	GDP	OBP	SF	SH	SB-ATT	PO	A	E	FLD
2024	.000	9-0	1	5	0	0	0	0	0	0	.000	0	0	0	0	.000	0	0	0-0	0	0	0	.000
TOTAL	.000	9-0	1	5	0	0	0	0	0	0	.000	0	0	0	0	.000	0	0	0-0	0	0	0	.000





6

PAIGE COOK UTL

5TH YEAR | R/R | 5-3 // CORNELIA, GA. (HABERSHAM CENTRAL HS)

SEASON HIGHS

At-Bats	4	1x, last, vs. Clemson, 2/17/24
Hits	3	IUPUI, 2/10/24
Runs Scored	2	IUPUI, 2/10/24
Runs Batted In	3	IUPUI, 2/10/24
Doubles	1	3x, last, vs. Utah, 2/17/24
Triples	1	IUPUI, 2/10/24
Home Runs	1	3x, last, vs. UC Davis, 2/18/24
Walks	1	1x, last, vs. UC Davis, 2/18/24
Stolen Bases	1	vs. Clemson, 2/17/24
Putouts	2	
Assists		
Hitting Streak	4 gm	2/9/24, UAB to 2/13/24, Louisiana

CAREER HIGHS

At-Bats	5	2x, last, vs. Tennessee, 5/12/22
Hits	4	at Middle Tennessee, 3/30/22
Runs Scored	4	at Middle Tennessee, 3/30/22
Runs Batted In	7	at Middle Tennessee, 3/30/22
Doubles	1	18x, last, UAB, 2/9/24
Triples	1	5x, last, vs. IUPUI, 2/10/24
Home Runs	2	3x, last, Kentucky, 4/30/23
Walks	3	Kentucky, 4/29/23
Stolen Bases	2	at LSU, 4/23/23
Putouts	5	Georgia, 5/9/21
Assists	4	vs. Loyola Chicago, 2/10/23
Hitting Streak	8 gm	2/19/23, vs. South Florida to 2/28/23, Mississippi Valley St.

NOTEWORTHY

- » Ranks third on the team in slugging percentage (.737) and on-base percentage (.480) and is among the top five in hits, RBIs, doubles, homers, total bases and walks.
- » Of the 11 outs, she has made at the plate, she's successfully advanced a runner with seven of those (63.6 percent).
- » Collected two hits **vs. UC Davis (2/18)** and stole a base.
- » Doubled, walked and scored **vs. No. 13 Utah (2/17)**.
- » Doubled **vs. No. 8 Clemson (2/17)**.
- » Opened the year on a seven-hitting streak, dating back to 2023, that saw her go 8-for-12 (.667) with four homers, two doubles and 11 RBIs.
- » Blasted a three-run homer against **IUPUI (2/10)** and drew a walk.
- » Delivered an RBI double as a pinch hitter on Opening Day against **UAB (2/9)**.
- » Ranks 10th in MSU history with 23 career homers and 26 career multi-RBI games.
- » Tied for fifth in school history with eight career sacrifice flies.
- » Returning from season-ending ACL surgery last spring.
- » Earned Third Team All-Region honors last year.
- » Led the team in batting average (.320), slugging percentage (.656), on-base percentage (.428), RBIs (37), home runs (11), walks (23), and runs scored (31) in 2023.

COOK'S GAME-BY-GAME STATS

DATE	OPPONENT	POS	AB	R	H	RBI	2B	3B	HR	BB	SB	CS	HBP	SH	SF	GDP	K	PO	A	E	AVG	
Feb. 9	UAB	PH	1	0	1	1	1	0	0	0	0	0	0	0	0	0	0	0	0	0	0	1.000
Feb. 9	IUPUI																					DNP
Feb. 10	IUPUI	*RF/DP	1	2	3	0	0	1	1	0	0	0	0	0	0	0	0	0	0	0	0	1.000
Feb. 10	UAB	*DP	1	0	1	1	0	0	0	0	0	0	1	0	1	0	0	0	0	0	0	1.000
Feb. 13	LOUISIANA	*RF	3	1	1	1	0	0	0	0	0	0	0	0	1	0	0	0	0	0	0	.667
Feb. 13	LOUISIANA	*RF	3	0	0	0	0	0	0	0	0	0	0	0	0	0	1	1	0	0	.444	
Feb. 17	vs. Clemson	*RF	4	0	1	0	1	0	0	0	0	0	0	0	0	0	0	2	0	0	.385	
Feb. 17	vs. Utah	*RF	3	1	1	0	1	0	0	1	0	0	0	0	0	0	0	1	0	0	.375	
Feb. 18	vs. UC Davis	*RF	3	0	2	0	0	0	0	1	1	0	0	0	0	0	1	0	0	0	.421	
Feb. 22	vs. UCF																					
Feb. 22	vs. Notre Dame																					
Feb. 23	vs. Oklahoma																					
Feb. 24	vs. Fresno State																					
Feb. 24	vs. Cal State Fullerton																					
Feb. 29	SOUTHERN MISS																					
Mar. 1	TROY																					
Mar. 2	ALCORN STATE																					
Mar. 2	TROY																					
Mar. 3	ALCORN STATE																					
Mar. 3	SAMFORD																					
Mar. 8	at Ole Miss*																					
Mar. 9	at Ole Miss*																					
Mar. 10	at Ole Miss*																					
Mar. 12	MEMPHIS																					
Mar. 12	MEMPHIS																					
Mar. 13	ULM																					
Mar. 15	TEXAS A&M*																					
Mar. 16	TEXAS A&M*																					
Mar. 17	TEXAS A&M*																					
Mar. 20	at Alabama State																					
Mar. 20	at Alabama State																					
Mar. 22	at Arkansas*																					
Mar. 23	at Arkansas*																					
Mar. 24	at Arkansas*																					
Mar. 28	FLORIDA*																					
Mar. 29	FLORIDA*																					
Mar. 30	FLORIDA*																					
Apr. 3	at UAB																					
Apr. 5	at South Carolina*																					
Apr. 6	at South Carolina*																					
Apr. 7	at South Carolina*																					
Apr. 10	SOUTH ALABAMA																					
Apr. 12	TENNESSEE*																					
Apr. 13	TENNESSEE*																					
Apr. 14	TENNESSEE*																					
Apr. 17	vs. Southern Miss																					
Apr. 23	at Samford																					
Apr. 27	at Missouri*																					
Apr. 28	at Missouri*																					
Apr. 29	at Missouri*																					
May 3	GEORGIA*																					
May 4	GEORGIA*																					
May 5	GEORGIA*																					

MULTI-HIT GAMES

	2	3	4	5+	TOTAL
2020	--	--	--	--	0
2021	10	1	--	--	11
2022	11	1	1	--	13
2023	10	--	--	--	10
2024	1	--	--	--	1
TOTAL	32	2	1	--	35

MULTI-RBI GAMES

	2	3	4	5+	TOTAL
2020	1	--	--	--	1
2021	1	1	1	--	3
2022	10	--	--	1	11
2023	4	4	2	--	10
2024	--	1	--	--	1
TOTAL	16	6	3	1	26

	AVG	GP-BS	AB	R	H	2B	3B	HR	RBI	TB	SLG	BB	HBP	SO	GDP	OBP	SF	SH	SB-ATT	PO	A	E	FLD
2020	.667	10-0	6	2	4	0	0	0	5	4	.667	0	1	0	0	.625	1	0	1-1	0	1	0	1.000
2021	.265	60-60	170	29	45	6	2	3	19	64	.376	14	9	25	0	.352	0	2	3-4	66	59	13	.906
2022	.318	64-63	176	31	56	8	0	8	42	88	.500	13	7	12	1	.386	1	6	5-7	64	77	20	.876
2023	.320	49-44	122	31	39	4	2	11	37	80	.656	23	3	8	3	.428	4	0	7-8	30	26	8	.875
2024	.421	8-7	19	4	8	3	0	1	6	14	.737	3	1	2	0	.480	2	0	1-1	4	0	0	1.000
TOTAL	.308	191-174	493	97	152	21	4	23	109	250	.507	53	21	47	4	.393	8	8	17-21	164	163	41	.889





7

LEXI SOSA P

GRADUATE | R/R | 5-10 // SAN DIEGO, CALIF. (MATER DEI CATHOLIC HS / UCLA)

SEASON HIGHS

At-Bats	1	IUPUI, 2/10/24
Hits	1	IUPUI, 2/10/24
Runs Scored		
Runs Batted In	1	IUPUI, 2/10/24
Doubles		
Triples		
Home Runs		
Walks		
Stolen Bases		
Putouts		
Assists	1	2x, last, vs. Utah, 2/17/24
Hitting Streak		

CAREER HIGHS

At-Bats	3	Boston University, 3/7/20
Hits	2	Boston University, 3/7/20
Runs Scored	1	Boston University, 3/7/20
Runs Batted In	4	Boston University, 3/7/20
Doubles		
Triples		
Home Runs	1	Boston University, 3/7/20
Walks	1	St. John's, 3/3/20
Stolen Bases		
Putouts		
Assists	2	2x, last, vs. Loyola Marymount, 2/21/21
Hitting Streak	3 gm	2/28/20, Mount St. Mary's to 3/8/20, Cal Poly

NOTEWORTHY

- » Was hit by a pitch in a pinch hitting appearance against **No. 23 Louisiana (2/13)**.
- » Delivered a pinch-hit RBI single against **IUPUI (2/10)**.
- » Did not play last season during her transfer process.
- » Graduated with her degree in sociology from UCLA last spring.
- » Was the youngest verbal commit in the history of UCLA softball.
- » **See pitcher page for additional notes »**

SOSA'S GAME-BY-GAME STATS

DATE	OPPONENT	POS	AB	R	H	RBI	2B	3B	HR	BB	SB	CS	HBP	SH	SF	GDP	K	PO	A	E	AVG	
Feb. 9	IUPUI		DNP																			
Feb. 9	UAB		DNP																			
Feb. 10	IUPUI	PH	1	0	1	1	0	0	0	0	0	0	0	0	0	0	0	0	0	0	0	1.000
Feb. 10	UAB	*P	0	0	0	0	0	0	0	0	0	0	0	0	0	0	0	0	1	1	0	1.000
Feb. 13	LOUISIANA	PH	0	0	0	0	0	0	0	0	0	0	1	0	0	0	0	0	0	0	0	1.000
Feb. 13	LOUISIANA		DNP																			
Feb. 17	vs. Clemson		DNP																			
Feb. 17	vs. Utah	P	0	0	0	0	0	0	0	0	0	0	0	0	0	0	0	0	1	0	0	1.000
Feb. 18	vs. UC Davis		DNP																			
Feb. 22	vs. UCF																					
Feb. 22	vs. Notre Dame																					
Feb. 23	vs. Oklahoma																					
Feb. 24	vs. Fresno State																					
Feb. 24	vs. Cal State Fullerton																					
Feb. 29	SOUTHERN MISS																					
Mar. 1	TROY																					
Mar. 2	ALCORN STATE																					
Mar. 2	TROY																					
Mar. 3	ALCORN STATE																					
Mar. 3	SAMFORD																					
Mar. 8	at Ole Miss*																					
Mar. 9	at Ole Miss*																					
Mar. 10	at Ole Miss*																					
Mar. 12	MEMPHIS																					
Mar. 12	MEMPHIS																					
Mar. 13	ULM																					
Mar. 15	TEXAS A&M*																					
Mar. 16	TEXAS A&M*																					
Mar. 17	TEXAS A&M*																					
Mar. 20	at Alabama State																					
Mar. 20	at Alabama State																					
Mar. 22	at Arkansas*																					
Mar. 23	at Arkansas*																					
Mar. 24	at Arkansas*																					
Mar. 28	FLORIDA*																					
Mar. 29	FLORIDA*																					
Mar. 30	FLORIDA*																					
Apr. 3	at UAB																					
Apr. 5	at South Carolina*																					
Apr. 6	at South Carolina*																					
Apr. 7	at South Carolina*																					
Apr. 10	SOUTH ALABAMA																					
Apr. 12	TENNESSEE*																					
Apr. 13	TENNESSEE*																					
Apr. 14	TENNESSEE*																					
Apr. 17	vs. Southern Miss																					
Apr. 23	at Samford																					
Apr. 27	at Missouri*																					
Apr. 28	at Missouri*																					
Apr. 29	at Missouri*																					
May 3	GEORGIA*																					
May 4	GEORGIA*																					
May 5	GEORGIA*																					

MULTI-HIT GAMES

	2	3	4	5+	TOTAL
2020	1	--	--	--	1
2021	--	--	--	--	0
2022	--	--	--	--	0
2023	--	--	--	--	0
2024	--	--	--	--	0
TOTAL	1	--	--	--	1

MULTI-RBI GAMES

	2	3	4	5+	TOTAL
2020	--	--	1	--	1
2021	--	--	--	--	0
2022	--	--	--	--	0
2023	--	--	--	--	0
2024	--	--	--	--	0
TOTAL	--	--	1	--	1

	AVG	GP-GS	AB	R	H	2B	3B	HR	RBI	TB	SLG	BB	HBP	SO	GDP	OBP	SF	SH	SB-ATT	PO	A	E	FLD
2020*	.500	9-7	8	1	4	0	0	1	5	7	.875	1	0	1	0	.556	0	0	0-0	0	3	0	1.000
2021*	.000	8-5	3	0	0	0	0	0	0	0	.000	0	0	1	0	.000	0	0	0-0	0	2	0	1.000
2022*	.333	6-1	3	0	1	0	0	0	1	1	.333	0	0	2	0	.333	0	0	0-0	0	1	0	1.000
2023											-- REDSHIRT YEAR --												
2024	1.000	2-0	1	0	1	0	0	0	1	1	1.000	0	1	0	0	1.000	0	0	0-0	0	2	1	.667
TOTAL	.400	25-13	15	1	6	0	0	1	7	9	.600	1	1	4	0	.471	0	0	0-0	0	8	1	.889

*at UCLA





7

LEXI SOSA P

GRADUATE | R/R | 5-10 // SAN DIEGO, CALIF. (MATER DEI CATHOLIC HS / UCLA)

SEASON HIGHS

Innings	5.0	UAB, 2/10/24
Longest Start	5.0	UAB, 2/10/24
Shortest Start		
Longest Relief	1.2	vs. Utah, 2/17/24
Strikeouts	4	UAB, 2/10/24
Walks	1	vs. Utah, 2/17/24
Hits	4	UAB, 2/10/24
Runs	1	UAB, 2/10/24
Earned Runs		
Pitch Count	61	AB, 2/10/24
Putouts		
Assists	1	2x, last, vs. Utah, 2/17/24

CAREER HIGHS

Innings	5.0	6x, last, UAB, 2/10/24
Longest Start	5.0	5x, last, vs. UAB, 2/10/24
Shortest Start	1.0	2x, last, at Utah, 5/1/21
Longest Relief	3.0	vs. San Diego, 4/19/22
Strikeouts	7	Boston University, 3/7/20
Walks	3	vs. Mount St. Mary's, 2/28/20
Hits Allowed	7	CSU Bakersfield, 2/8/20
Runs Allowed	4	CSU Bakersfield, 2/8/20
Earned Runs Allowed	4	CSU Bakersfield, 2/8/20
Pitch Count	93	vs. Mount St. Mary's 2/28/20
Putouts		
Assists	2	2x, last, Loyola Marymount 2/21/21

NOTEWORTHY

- » Came on in relief **vs. No. 13 Utah (2/17)** and tossed 1.2 scoreless innings to close out the game.
- » Started in the circle against **UAB (2/10)** and tossed 5.0 innings without allowing an earned run.
- » Threw the 18th perfect game in UCLA history as a freshman in 2020 and tossed three complete game shutouts.

SOSA'S GAME-BY-GAME STATS

DATE	OPPONENT	GS	DEC.	IP	H	R	ER	BB	SO	2B	3B	HR	WP	HBP	IBB	BF	PC	ERA	PO	A	E	
Feb. 9	UAB			DNP																		
Feb. 9	IUPUI			DNP																		
Feb. 10	IUPUI			DNP																		
Feb. 10	UAB	*	W	5.0	4	1	0	0	4	0	1	0	1	0	0	20	61	0.00	0	1	1	
Feb. 13	LOUISIANA			DNP																		
Feb. 13	LOUISIANA			DNP																		
Feb. 17	vs. Clemson			DNP																		
Feb. 17	vs. Utah		--	1.2	0	0	0	1	0	0	0	0	0	0	0	6	23	0.00	0	1	0	
Feb. 18	vs. UC Davis			DNP																		
Feb. 22	vs. UCF																					
Feb. 22	vs. Notre Dame																					
Feb. 23	vs. Oklahoma																					
Feb. 24	vs. Fresno State																					
Feb. 24	vs. Cal State Fullerton																					
Feb. 29	SOUTHERN MISS																					
Mar. 1	TROY																					
Mar. 2	ALCORN STATE																					
Mar. 2	TROY																					
Mar. 3	ALCORN STATE																					
Mar. 3	SAMFORD																					
Mar. 8	at Ole Miss*																					
Mar. 9	at Ole Miss*																					
Mar. 10	at Ole Miss*																					
Mar. 12	MEMPHIS																					
Mar. 12	MEMPHIS																					
Mar. 13	ULM																					
Mar. 15	TEXAS A&M*																					
Mar. 16	TEXAS A&M*																					
Mar. 17	TEXAS A&M*																					
Mar. 20	at Alabama State																					
Mar. 20	at Alabama State																					
Mar. 22	at Arkansas*																					
Mar. 23	at Arkansas*																					
Mar. 24	at Arkansas*																					
Mar. 28	FLORIDA*																					
Mar. 29	FLORIDA*																					
Mar. 30	FLORIDA*																					
Apr. 3	at UAB																					
Apr. 5	at South Carolina*																					
Apr. 6	at South Carolina*																					
Apr. 7	at South Carolina*																					
Apr. 10	SOUTH ALABAMA																					
Apr. 12	TENNESSEE*																					
Apr. 13	TENNESSEE*																					
Apr. 14	TENNESSEE*																					
Apr. 17	vs. Southern Miss																					
Apr. 23	at Samford																					
Apr. 27	at Missouri*																					
Apr. 28	at Missouri*																					
Apr. 29	at Missouri*																					
May 3	GEORGIA*																					
May 4	GEORGIA*																					
May 5	GEORGIA*																					

STANDOUT GAMES

	2024	CAREER
5+ Strikeouts	--	3
10+ Strikeouts	--	0
2-run or less CG	--	3

STREAKS

	ACTIVE	CAREER
Wins	1	2
Scoreless Innings	3.0	20.0

	ERA	W-L	APP	GS	SHD	SV	IP	H	R	ER	BB	SO	2B	3B	HR	BF	B/AVG	WP	HP	PO	A	E	FLD
2020*	1.50	4-0	9	7	3	3	0	28.0	22	6	6	9	29	3	0	116	.210	0	2	0	3	0	1.000
2021*	2.33	2-0	7	5	0	0	0	15.0	9	5	5	8	11	1	0	64	.173	2	3	0	2	0	1.000
2022*	0.00	0-0	3	1	0	0	1	5.2	3	0	0	4	3	2	0	25	.150	0	1	0	1	0	1.000
2023*																							
2024	0.00	1-0	2	1	0	0	0	6.2	4	1	0	1	4	0	1	26	.167	1	0	0	2	1	.667
TOTAL	1.43	7-0	21	14	3	3	1	55.1	38	12	11	22	47	6	1	231	.189	3	6	0	8	1	.889

*at UCLA





9

KIARRA SELLS UTL

SOPHOMORE | R/R | 5-6 // JASPER, TEXAS (JASPER HS)

SEASON HIGHS

At-Bats		
Hits		
Runs Scored	1	vs. Utah, 2/17/24
Runs Batted In		
Doubles		
Triples		
Home Runs		
Walks	1	IUPUI, 2/10/24
Stolen Bases	1	IUPUI, 2/10/24
Putouts		
Assists		
Hitting Streak		

CAREER HIGHS

At-Bats	1	3x, last, Arkansas, 4/1/23
Hits		
Runs Scored	1	5x, last, Utah, 2/17/24
Runs Batted In	1	at ULM, 3/29/23
Doubles		
Triples		
Home Runs		
Walks	1	2x, last, IUPUI, 2/10/24
Stolen Bases	1	IUPUI, 2/10/24
Putouts	1	Mississippi Valley St., 2/28/23
Assists	2	vs. Tulsa, 2/24/23
Hitting Streak		

NOTEWORTHY

- » Has played in four games off the bench.
- » Scored as a pinch runner vs. No. 13 Utah (2/17).
- » Drew a walk as a pinch hitter against IUPUI (2/10) and stole a base.
- » Hit two homers in fall ball this year.
- » Played in 22 games off the bench in 2023, making her State's second-most-used sub.
- » Was tied for fourth on the team with three hit-by-pitches last year.
- » Entered as a pinch runner last year at ULM (3/29) and remained in the game to deliver a sacrifice fly for her first career RBI.

SELLS' GAME-BY-GAME STATS

DATE	OPPONENT	POS	AB	R	H	RBI	2B	3B	HR	BB	SB	CS	HBP	SH	SF	GDP	K	PO	A	E	AVG	
Feb. 9	UAB		DNP																			
Feb. 9	IUPUI		DNP																			
Feb. 10	IUPUI	PH	0	0	0	0	0	0	0	1	1	0	0	0	0	0	0	0	0	0	0	.000
Feb. 10	UAB		DNP																			
Feb. 13	LOUISIANA		DNP																			
Feb. 13	LOUISIANA		DNP																			
Feb. 17	vs. Clemson	PR	0	0	0	0	0	0	0	0	0	0	0	0	0	0	0	0	0	0	0	.000
Feb. 17	vs. Utah	PR	0	1	0	0	0	0	0	0	0	0	0	0	0	0	0	0	0	0	0	.000
Feb. 18	vs. UC Davis	PR	0	0	0	0	0	0	0	0	0	0	0	0	0	0	0	0	0	0	0	.000
Feb. 22	vs. UCF																					
Feb. 22	vs. Notre Dame																					
Feb. 23	vs. Oklahoma																					
Feb. 24	vs. Fresno State																					
Feb. 24	vs. Cal State Fullerton																					
Feb. 29	SOUTHERN MISS																					
Mar. 1	TROY																					
Mar. 2	ALCORN STATE																					
Mar. 2	TROY																					
Mar. 3	ALCORN STATE																					
Mar. 3	SAMFORD																					
Mar. 8	at Ole Miss*																					
Mar. 9	at Ole Miss*																					
Mar. 10	at Ole Miss*																					
Mar. 12	MEMPHIS																					
Mar. 12	MEMPHIS																					
Mar. 13	ULM																					
Mar. 15	TEXAS A&M*																					
Mar. 16	TEXAS A&M*																					
Mar. 17	TEXAS A&M*																					
Mar. 20	at Alabama State																					
Mar. 20	at Alabama State																					
Mar. 22	at Arkansas*																					
Mar. 23	at Arkansas*																					
Mar. 24	at Arkansas*																					
Mar. 28	FLORIDA*																					
Mar. 29	FLORIDA*																					
Mar. 30	FLORIDA*																					
Apr. 3	at UAB																					
Apr. 5	at South Carolina*																					
Apr. 6	at South Carolina*																					
Apr. 7	at South Carolina*																					
Apr. 10	SOUTH ALABAMA																					
Apr. 12	TENNESSEE*																					
Apr. 13	TENNESSEE*																					
Apr. 14	TENNESSEE*																					
Apr. 17	vs. Southern Miss																					
Apr. 23	at Samford																					
Apr. 27	at Missouri*																					
Apr. 28	at Missouri*																					
Apr. 29	at Missouri*																					
May 3	GEORGIA*																					
May 4	GEORGIA*																					
May 5	GEORGIA*																					

MULTI-HIT GAMES

	2	3	4	5+	TOTAL
2023	--	--	--	--	0
2024	--	--	--	--	0
TOTAL	--	--	--	--	0

MULTI-RBI GAMES

	2	3	4	5+	TOTAL
2023	--	--	--	--	0
2024	--	--	--	--	0
TOTAL	--	--	--	--	0

	AVG	GP-GS	AB	R	H	2B	3B	HR	RBI	TB	SLG	BB	HBP	SO	GDP	OBP	SF	SH	SB-ATT	PO	A	E	FLD
2023	.000	22-0	4	4	0	0	0	0	1	0	.000	1	3	3	0	.444	1	0	1-2	1	3	0	1.000
2024	1.000	4-0	0	1	0	0	0	0	0	0	.000	1	0	0	0	1.000	0	0	1-1	0	0	0	.000
TOTAL	.000	26-0	4	5	0	0	0	0	1	0	.000	2	3	3	0	.500	1	0	2-3	1	3	0	1.000





10

NADIA BARBARY INF

SOPHOMORE | R/R | 5-7 // DOUGLASVILLE, GA. (CHAPEL HILL HS)

SEASON HIGHS

At-Bats	4	4x, last, vs. UC Davis, 2/18/24
Hits	3	Louisiana 2/13/24
Runs Scored	2	IUPUI, 2/9/24
Runs Batted In	1	5x, last, Louisiana, 2/13/24
Doubles	1	2x, last, Louisiana, 2/13/24
Home Runs		
Walks	2	vs. Utah, 2/17/24
Stolen Bases	1	Louisiana, 2/13/24
Putouts	2	3x, last, vs. Utah, 2/17/24
Assists	5	UC Davis, 2/18/24
Hitting Streak	3 gm	2/10/24, UAB to active

CAREER HIGHS

At-Bats	5	Kentucky, 4/29/23
Hits	3	Louisiana, 2/13/24
Runs Scored	2	IUPUI, 2/9/24
Runs Batted In	2	4x, last, Southeastern La., 3/9/23
Doubles	1	7x, last, Louisiana, 2/13/24
Home Runs	1	4x, last, vs. Missouri, 5/9/23
Walks	3	2x, last, at LSU, 4/22/23
Stolen Bases	1	2x, last, Louisiana, 2/13/24
Putouts	5	Alabama, 4/15/23
Assists	5	3x, last, vs. UC Davis, 2/18/23
Hitting Streak	5 gm	2/19/23, vs. South Florida to 2/25/23, vs. Louisiana

NOTEWORTHY

- » Batting .357 (10-for-28) on the year, which is fourth on the team.
- » Fifth on the team with a .429 slugging percentage.
- » Second on the team in hits, walks (4) and runs (8) and fifth in total bases (12).
- » Recorded a career-high-tying five assists vs. **UC Davis (2/18)**.
- » Singled, was hit by a pitch and scored vs. **No. 13 Utah (2/17)**.
- » Turned in a career-high three hits in Game 1 against **No. 23 Louisiana (2/13)**, including a double.
- » Went 2-for-3 against **IUPUI (2/9)** with an RBI double.
- » Started 43 games as a freshman last year (18 at 2B, 13 at SS and 12 at 3B).
- » Was fourth on the squad in slugging percentage (.374) and fifth in on-base percentage (.286), hits and total bases (46).
- » Collected two hits, including a double, against **No. 16 Alabama (4/14)**.
- » went 2-for-4 with an RBI double in the series opener against **No. 20 Kentucky (4/28)**.
- » Laid down a sacrifice bunt to advance the winning run to third in the ninth inning at **No. 17 Auburn (5/6)** while also recording a season-high five assists.
- » Hit a solo homer at the SEC Tournament vs. **Missouri (5/9)**.

BARBARY'S GAME-BY-GAME STATS

DATE	OPPONENT	POS	AB	R	H	RBI	2B	3B	HR	BB	SB	CS	HBP	SH	SF	GDP	K	PO	A	E	AVG
Feb. 9	UAB	*3B	3	1	1	1	0	0	0	1	0	0	0	0	0	0	0	0	0	0	.333
Feb. 9	IUPUI	*3B	3	2	2	1	1	0	0	0	0	0	0	0	0	0	0	1	1	0	.500
Feb. 10	IUPUI	*3B	2	0	0	1	0	0	0	1	0	0	0	0	0	0	0	2	0	0	.375
Feb. 10	UAB	*3B	4	1	1	1	0	0	0	0	0	0	0	0	0	0	0	0	2	0	.333
Feb. 13	LOUISIANA	*3B	4	1	3	1	1	0	0	0	0	0	0	0	0	0	0	0	0	0	.438
Feb. 13	LOUISIANA	*3B	3	1	1	0	0	0	0	1	0	0	0	0	0	0	2	1	0	0	.421
Feb. 17	vs. Clemson	*3B	4	0	1	0	0	0	0	0	0	0	0	0	0	0	0	2	0	0	.391
Feb. 17	vs. Utah	*3B	1	1	1	0	0	0	0	2	0	0	1	0	0	0	0	1	3	0	.417
Feb. 18	vs. UC Davis	*3B	4	1	0	0	0	0	0	0	0	0	0	0	0	0	1	0	5	0	.357
Feb. 22	vs. UCF																				
Feb. 22	vs. Notre Dame																				
Feb. 23	vs. Oklahoma																				
Feb. 24	vs. Fresno State																				
Feb. 24	vs. Cal State Fullerton																				
Feb. 29	SOUTHERN MISS																				
Mar. 1	TROY																				
Mar. 2	ALCORN STATE																				
Mar. 2	TROY																				
Mar. 3	ALCORN STATE																				
Mar. 3	SAMFORD																				
Mar. 8	at Ole Miss*																				
Mar. 9	at Ole Miss*																				
Mar. 10	at Ole Miss*																				
Mar. 12	MEMPHIS																				
Mar. 12	MEMPHIS																				
Mar. 13	ULM																				
Mar. 15	TEXAS A&M*																				
Mar. 16	TEXAS A&M*																				
Mar. 17	TEXAS A&M*																				
Mar. 20	at Alabama State																				
Mar. 20	at Alabama State																				
Mar. 22	at Arkansas*																				
Mar. 23	at Arkansas*																				
Mar. 24	at Arkansas*																				
Mar. 28	FLORIDA*																				
Mar. 29	FLORIDA*																				
Mar. 30	FLORIDA*																				
Apr. 3	at UAB																				
Apr. 5	at South Carolina*																				
Apr. 6	at South Carolina*																				
Apr. 7	at South Carolina*																				
Apr. 10	SOUTH ALABAMA																				
Apr. 12	TENNESSEE*																				
Apr. 13	TENNESSEE*																				
Apr. 14	TENNESSEE*																				
Apr. 17	vs. Southern Miss																				
Apr. 23	at Samford																				
Apr. 27	at Missouri*																				
Apr. 28	at Missouri*																				
Apr. 29	at Missouri*																				
May 3	GEORGIA*																				
May 4	GEORGIA*																				
May 5	GEORGIA*																				

MULTI-HIT GAMES

	2	3	4	5+	TOTAL
2023	6	--	--	--	6
2024	1	1	--	--	2
TOTAL	7	1	--	--	8

MULTI-RBI GAMES

	2	3	4	5+	TOTAL
2023	4	--	--	--	4
2024	--	--	--	--	0
TOTAL	4	--	--	--	4

	AVG	GP-BS	AB	R	H	2B	3B	HR	RBI	TB	SLG	BB	HBP	SO	GDP	OBP	SF	SH	SB-ATT	PO	A	E	FLD
2023	.236	47-43	123	17	29	5	0	4	15	46	.374	8	1	17	1	.286	1	4	1-1	42	65	9	.922
2024	.357	9-9	28	8	10	2	0	0	5	12	.429	4	1	3	0	.455	0	0	1-1	8	11	0	1.000
TOTAL	.258	56-52	151	25	39	7	0	4	20	58	.384	12	2	20	1	.319	1	4	2-2	50	76	9	.933





11 GABBY COFFEY C/INF

SOPHOMORE | L/R | 5-9 // CELINA, TEXAS (PROSPER HS)

SEASON HIGHS

At-Bats	1	IUPUI, 2/10/24
Hits		
Runs Scored		
Runs Batted In		
Doubles		
Triples		
Home Runs		
Walks		
Stolen Bases		
Putouts		
Assists		
Hitting Streak		

CAREER HIGHS

At-Bats	1	4x, last, IUPUI, 2/10/24
Hits	1	Arkansas, 4/1/23
Runs Scored		
Runs Batted In		
Doubles		
Triples		
Home Runs		
Walks		
Stolen Bases		
Putouts		
Assists		
Hitting Streak	1 gm	4/1/23, Arkansas

NOTEWORTHY

- » Pinch hit against **IUPUI (2/10)**.
- » Played in four games off the bench last year.
- » Made her collegiate debut as a pinch hitter against **North Dakota St. (3/14)**.
- » Was hit by a pitch as a pinch hitter at **ULM (3/29)**.
- » Collected her first career hit as a pinch hitter against **No. 10 Arkansas (4/1)**.

COFFEY'S GAME-BY-GAME STATS

DATE	OPPONENT	POS	AB	R	H	RBI	2B	3B	HR	BB	SB	CS	HBP	SH	SF	GDP	K	PO	A	E	AVG	
Feb. 9	UAB		DNP																			
Feb. 9	UAB		DNP																			
Feb. 10	IUPUI	PH	1	0	0	0	0	0	0	0	0	0	0	0	0	0	0	0	0	0	0	.000
Feb. 10	UAB		DNP																			
Feb. 13	LOUISIANA		DNP																			
Feb. 13	LOUISIANA		DNP																			
Feb. 17	vs. Clemson		DNP																			
Feb. 17	vs. Utah		DNP																			
Feb. 18	vs. UC Davis		DNP																			
Feb. 22	vs. UCF																					
Feb. 22	vs. Notre Dame																					
Feb. 23	vs. Oklahoma																					
Feb. 24	vs. Fresno State																					
Feb. 24	vs. Cal State Fullerton																					
Feb. 29	SOUTHERN MISS																					
Mar. 1	TROY																					
Mar. 2	ALCORN STATE																					
Mar. 2	TROY																					
Mar. 3	ALCORN STATE																					
Mar. 3	SAMFORD																					
Mar. 8	at Ole Miss*																					
Mar. 9	at Ole Miss*																					
Mar. 10	at Ole Miss*																					
Mar. 12	MEMPHIS																					
Mar. 12	MEMPHIS																					
Mar. 13	ULM																					
Mar. 15	TEXAS A&M*																					
Mar. 16	TEXAS A&M*																					
Mar. 17	TEXAS A&M*																					
Mar. 20	at Alabama State																					
Mar. 20	at Alabama State																					
Mar. 22	at Arkansas*																					
Mar. 23	at Arkansas*																					
Mar. 24	at Arkansas*																					
Mar. 28	FLORIDA*																					
Mar. 29	FLORIDA*																					
Mar. 30	FLORIDA*																					
Apr. 3	at UAB																					
Apr. 5	at South Carolina*																					
Apr. 6	at South Carolina*																					
Apr. 7	at South Carolina*																					
Apr. 10	SOUTH ALABAMA																					
Apr. 12	TENNESSEE*																					
Apr. 13	TENNESSEE*																					
Apr. 14	TENNESSEE*																					
Apr. 17	vs. Southern Miss																					
Apr. 23	at Samford																					
Apr. 27	at Missouri*																					
Apr. 28	at Missouri*																					
Apr. 29	at Missouri*																					
May 3	GEORGIA*																					
May 4	GEORGIA*																					
May 5	GEORGIA*																					

MULTI-HIT GAMES

	2	3	4	5+	TOTAL
2023	--	--	--	--	0
2024	--	--	--	--	0
TOTAL	--	--	--	--	0

MULTI-RBI GAMES

	2	3	4	5+	TOTAL
2023	--	--	--	--	0
2024	--	--	--	--	0
TOTAL	--	--	--	--	0

	AVG	GP-GS	AB	R	H	2B	3B	HR	RBI	TB	SLG	BB	HBP	SO	GDP	OBP	SF	SH	SB-ATT	PO	A	E	FLD
2023	.333	4-0	3	0	1	0	0	0	0	1	.333	0	1	2	0	.500	0	0	0-0	0	0	0	.000
2024	.000	1-0	1	0	0	0	0	0	0	0	.000	0	0	0	0	.000	0	0	0-0	0	0	0	.000
TOTAL	.250	5	4	0	1	0	0	0	0	1	.250	0	1	2	0	.400	0	0	0-0	0	0	0	.000





12 BRYLIE ST. CLAIR OF

5TH YEAR | L/L | 5-5 // SAND ROCK, ALA. (SAND ROCK HS)

SEASON HIGHS

At-Bats	2	7x, last, vs. UC Davis, 2/18/24
Hits	2	IUPUI, 2/9/24
Runs Scored	1	3x, last, IUPUI, 2/10/24
Runs Batted In	1	Louisiana, 2/13/24
Doubles		
Triples		
Home Runs		
Walks	1	IUPUI, 2/10/24
Stolen Bases	1	3x, last, Louisiana, 2/13/24
Putouts	5	Louisiana, 2/13/24
Assists		
Hitting Streak	2 gm	2x, last, 2/13/24, Louisiana to current

CAREER HIGHS

At-Bats	5	4x, last, South Carolina, 3/17/23
Hits	3	6x, last, vs. South Florida 2/19/23
Runs Scored	2	11x, last, Purdue 3/15/23
Runs Batted In	2	4x, last, vs. South Florida 5/21/22
Doubles	1	11x, last, at Georgia 3/24/23
Triples	1	Alabama State 2/12/20
Home Runs		
Walks	2	2x, last, vs. Louisiana Tech 2/25/23
Stolen Bases	2	3x, last, Mississippi Valley St. 2/28/23
Putouts	5	Louisiana, 2/13/24
Assists	1	3x, last, vs. Michigan 2/18/23
Hitting Streak	8 gm	5/22/22, at Florida State to 2/11/23, vs. Stony Brook

NOTEWORTHY

- » Second on the team in stolen bases (3),
- » Leads the SEC in strikeout rate, having not struck out this year.
- » Second among non-catchers on the roster with 20 total chances defensively.
- » Walked and scored in the win vs. **No. 8 Clemson (2/17)**.
- » Delivered walk-off RBI single in the run-rule victory against **No. 23 Louisiana (2/13)**.
- » Added a single and stolen base along with a career-high five putouts in the nightcap against the **Ragin' Cajuns (2/13)**.
- » Went 2-for-2 and stole a base against **IUPUI (2/9)**.
- » One of two Bulldogs to play in all 53 games last year, starting 52 in center field.
- » Was 12-for-16 (.750) when bunting for a hit and led the team with 18 infield singles.
- » Also led the team, scoring five game-winning runs last year.
- » Fourth on the squad in runs scored (23) and hits.
- » Was 7-for-8 on stolen bases, which was tied for the team lead.
- » Only caught stealing came on a first-and-third play that scored a run.
- » Posted a career-long hitting streak that spanned the final four games on 2022 and first four of 2023.

ST. CLAIR'S GAME-BY-GAME STATS

DATE	OPPONENT	POS	AB	R	H	RBI	2B	3B	HR	BB	SB	CS	HBP	SH	SF	GDP	K	PO	A	E	AVG
Feb. 9	UAB	*LF	2	1	1	0	0	0	0	0	0	0	0	0	0	0	0	3	0	0	.500
Feb. 9	IUPUI	*LF	2	1	2	0	0	0	0	0	1	1	0	0	0	0	0	0	0	0	.750
Feb. 10	IUPUI	*LF	0	1	0	0	0	0	0	1	0	0	0	0	0	0	0	1	0	0	.750
Feb. 10	UAB	*LF	2	0	0	0	0	0	0	0	0	0	0	0	0	0	0	4	0	0	.500
Feb. 13	LOUISIANA	*LF	2	0	1	1	0	0	0	0	1	0	0	1	0	0	0	3	0	0	.500
Feb. 13	LOUISIANA	*LF	1	0	1	0	0	0	0	0	1	0	1	0	0	0	0	5	0	0	.556
Feb. 17	vs. Clemson	*LF	2	1	0	0	0	0	0	1	0	0	0	0	0	0	0	1	0	0	.455
Feb. 17	vs. Utah	*LF	2	0	0	0	0	0	0	0	0	0	0	0	0	0	0	2	0	0	.385
Feb. 18	vs. UC Davis	*LF	2	0	0	0	0	0	0	0	0	0	0	0	0	0	0	1	0	0	.333
Feb. 22	vs. UCF																				
Feb. 22	vs. Notre Dame																				
Feb. 23	vs. Oklahoma																				
Feb. 24	vs. Fresno State																				
Feb. 24	vs. Cal State Fullerton																				
Feb. 29	SOUTHERN MISS																				
Mar. 1	TROY																				
Mar. 2	ALCORN STATE																				
Mar. 2	TROY																				
Mar. 3	ALCORN STATE																				
Mar. 3	SAMFORD																				
Mar. 8	at Ole Miss*																				
Mar. 9	at Ole Miss*																				
Mar. 10	at Ole Miss*																				
Mar. 12	MEMPHIS																				
Mar. 12	MEMPHIS																				
Mar. 13	ULM																				
Mar. 15	TEXAS A&M*																				
Mar. 16	TEXAS A&M*																				
Mar. 17	TEXAS A&M*																				
Mar. 20	at Alabama State																				
Mar. 20	at Alabama State																				
Mar. 22	at Arkansas*																				
Mar. 23	at Arkansas*																				
Mar. 24	at Arkansas*																				
Mar. 28	FLORIDA*																				
Mar. 29	FLORIDA*																				
Mar. 30	FLORIDA*																				
Apr. 3	at UAB																				
Apr. 5	at South Carolina*																				
Apr. 6	at South Carolina*																				
Apr. 7	at South Carolina*																				
Apr. 10	SOUTH ALABAMA																				
Apr. 12	TENNESSEE*																				
Apr. 13	TENNESSEE*																				
Apr. 14	TENNESSEE*																				
Apr. 17	vs. Southern Miss																				
Apr. 23	at Samford																				
Apr. 27	at Missouri*																				
Apr. 28	at Missouri*																				
Apr. 29	at Missouri*																				
May 3	GEORGIA*																				
May 4	GEORGIA*																				
May 5	GEORGIA*																				

MULTI-HIT GAMES

	2	3	4	5+	TOTAL
2020	1	--	--	--	1
2021	4	--	--	--	4
2022	5	5	--	--	10
2023	7	1	--	--	8
2024	1	--	--	--	1
TOTAL	18	6	--	--	24

MULTI-RBI GAMES

	2	3	4	5+	TOTAL
2020	--	--	--	--	0
2021	1	--	--	--	1
2022	3	--	--	--	3
2023	--	--	--	--	0
2024	--	--	--	--	0
TOTAL	4	--	--	--	4

	AVG	GP-GS	AB	R	H	2B	3B	HR	RBI	TB	SLG	BB	HBP	SO	GDP	OBP	SF	SH	SB-ATT	PO	A	E	FLD
2020	.417	22-1	12	14	5	1	1	0	2	8	.667	1	1	0	0	.500	0	0	4-5	2	0	1	.667
2021	.211	50-20	57	15	12	1	0	0	4	13	.228	1	1	17	0	.237	0	1	3-4	25	0	2	.926
2022	.264	64-64	178	28	47	7	0	0	14	54	.303	10	1	30	1	.307	0	2	6-6	91	2	2	.979
2023	.239	53-52	138	23	33	2	0	0	4	35	.254	11	0	20	0	.291	2	3	7-8	55	1	4	.933
2024	.333	9-9	15	3	5	0	0	0	1	5	.333	2	1	0	0	.444	0	1	3-4	20	0	0	1.000
TOTAL	.255	198-146	400	84	102	11	1	0	25	115	.288	25	4	67	1	.304	2	7	23-27	193	3	9	.956





13 MORGAN BERNARDINI OF

SOPHOMORE | R/R | 5-6 // ELKVILLE, ILL. (ELVERADO HS)

SEASON HIGHS		
At-Bats	1	IUPUI, 2/10/24
Hits	1	IUPUI, 2/10/24
Runs Scored	1	IUPUI, 2/10/24
Runs Batted In		
Doubles		
Triples		
Home Runs		
Walks		
Stolen Bases		
Putouts		
Assists		
Hitting Streak	1 gm	2/10/24, IUPUI

CAREER HIGHS		
At-Bats	2	Mississippi Valley St., 2/28/23
Hits	1	IUPUI, 2/10/24
Runs Scored	1	3x, last, IUPUI, 2/10/24
Runs Batted In		
Doubles		
Triples		
Home Runs		
Walks	1	Mississippi Valley St., 2/28/23
Stolen Bases		
Putouts		
Assists		
Hitting Streak	1 gm	2/10/24, IUPUI

NOTEWORTHY

- » Collected her first career hit against **IUPUI (2/10)** as a pinch hitter and later scored.
- » Played in 15 games for the bench last year.
- » Made her collegiate debut as a pinch hitter **vs. Bethune-Cookman (2/10)**.
- » Was hit by a pitch as a pinch hitter **vs. Tulsa (2/24)**.
- » Came on as a defensive replacement in left field against **MVSU (2/28)** and later drew a walk.

BERNARDINI'S GAME-BY-GAME STATS

DATE	OPPONENT	POS	AB	R	H	RBI	2B	3B	HR	BB	SB	CS	HBP	SH	SF	GDP	K	PO	A	E	AVG	
Feb. 9	UAB		DNP																			
Feb. 9	UAB		DNP																			
Feb. 10	IUPUI	PH	1	1	1	0	0	0	0	0	0	0	0	0	0	0	0	0	0	0	0	1.000
Feb. 10	UAB		DNP																			
Feb. 13	LOUISIANA		DNP																			
Feb. 13	LOUISIANA		DNP																			
Feb. 17	vs. Clemson	PR	0	0	0	0	0	0	0	0	0	0	0	0	0	0	0	0	0	0	0	1.000
Feb. 17	vs. Utah		DNP																			
Feb. 18	vs. UC Davis		DNP																			
Feb. 22	vs. UCF																					
Feb. 22	vs. Notre Dame																					
Feb. 23	vs. Oklahoma																					
Feb. 24	vs. Fresno State																					
Feb. 24	vs. Cal State Fullerton																					
Feb. 29	SOUTHERN MISS																					
Mar. 1	TROY																					
Mar. 2	ALCORN STATE																					
Mar. 2	TROY																					
Mar. 3	ALCORN STATE																					
Mar. 3	SAMFORD																					
Mar. 8	at Ole Miss*																					
Mar. 9	at Ole Miss*																					
Mar. 10	at Ole Miss*																					
Mar. 12	MEMPHIS																					
Mar. 12	MEMPHIS																					
Mar. 13	ULM																					
Mar. 15	TEXAS A&M*																					
Mar. 16	TEXAS A&M*																					
Mar. 17	TEXAS A&M*																					
Mar. 20	at Alabama State																					
Mar. 20	at Alabama State																					
Mar. 22	at Arkansas*																					
Mar. 23	at Arkansas*																					
Mar. 24	at Arkansas*																					
Mar. 28	FLORIDA*																					
Mar. 29	FLORIDA*																					
Mar. 30	FLORIDA*																					
Apr. 3	at UAB																					
Apr. 5	at South Carolina*																					
Apr. 6	at South Carolina*																					
Apr. 7	at South Carolina*																					
Apr. 10	SOUTH ALABAMA																					
Apr. 12	TENNESSEE*																					
Apr. 13	TENNESSEE*																					
Apr. 14	TENNESSEE*																					
Apr. 17	vs. Southern Miss																					
Apr. 23	at Samford																					
Apr. 27	at Missouri*																					
Apr. 28	at Missouri*																					
Apr. 29	at Missouri*																					
May 3	GEORGIA*																					
May 4	GEORGIA*																					
May 5	GEORGIA*																					

MULTI-HIT GAMES

	2	3	4	5+	TOTAL
2023	--	--	--	--	0
2024	--	--	--	--	0
TOTAL	--	--	--	--	0

MULTI-RBI GAMES

	2	3	4	5+	TOTAL
2023	--	--	--	--	0
2024	--	--	--	--	0
TOTAL	--	--	--	--	0

	AVG	GP-BS	AB	R	H	2B	3B	HR	RBI	TB	SLG	BB	HBP	SO	GDP	OBP	SF	SH	SB-ATT	PO	A	E	FLD
2023	.000	15-0	6	2	0	0	0	0	0	0	.000	1	1	2	0	.250	0	0	0-0	0	0	0	.000
2024	1.000	1-0	1	1	1	0	0	0	0	1	1.000	0	0	0	0	1.000	0	0	0-0	0	0	0	.000
TOTAL	.143	16-0	7	3	1	0	0	0	0	1	.143	1	1	2	0	.333	0	0	0-0	0	0	0	.000





18 MADYSYN KENNEDY INF

5TH YEAR | R/R | 5-10 // MONTGOMERY, ALA. (MACON EAST ACADEMY)

SEASON HIGHS

At-Bats	3	3x, last, vs. UC Davis, 2/18/24
Hits	2	vs. Clemson, 2/17/24
Runs Scored	1	3x, last, vs. Utah, 2/17/24
Runs Batted In	3	vs. Clemson, 2/17/24
Doubles	1	3x, last, Utah, 2/17/24
Tripled		
Home Runs	1	2x, last, vs. Clemson, 2/17/24
Walks		
Stolen Bases		
Putouts	8	vs. UC Davis, 2/18/24
Assists	1	vs. Clemson, 2/17/24
Hitting Streak	2 gm	2/9/24, UAB to 2/13/24, Louisiana

CAREER HIGHS

At-Bats	5	3x, last, vs. Tennessee, 5/12/22
Hits	3	5x, last, Kentucky, 4/29/23
Runs Scored	3	UAB, 2/28/20
Runs Batted In	5	South Carolina, 3/19/23
Doubles	2	2x, last, at Florida Atlantic, 3/19/23
Tripled		
Home Runs	2	2x, last vs. Kentucky (4/29/23)
Walks	2	2x, last, Georgia, 5/8/21
Stolen Bases	1	2x, last, Mississippi Valley St., 3/17/24
Putouts	8	vs. UC Davis, 2/17/24
Assists	6	at Alabama State, 3/9/21
Hitting Streak	7 gm	2/21/20, vs. UC Riverside to 2/29/20, Alcorn State

NOTEWORTHY

- » Ranks 10th in the SEC in doubles.
- » Fourth on the team in RBIs (6) and tied for the team lead with two homers
- » Doubled and scored vs. **No. 13 Utah (2/17)**.
- » Hit a two-run homer and added an RBI double vs. **No. 17 Clemson (2/17)**.
- » Singled and brought home a run with a sacrifice fly against **No. 23 Louisiana (2/13)**.
- » Homered in her first at-bat of the year against **UAB (2/9)** while seeing her first career action at first base.
- » Delivered a pinch-hit RBI double the following day against the **Blazers (2/10)**.
- » Returning from offseason surgery that saw her miss fall practice.
- » Captained the winning Team Madi in the annual Fall World Series.
- » Played in 43 games, making 41 starts at shortstop last year.
- » Turned seven double plays last year.
- » Got hot over the final two weeks of 2023, leading the team in batting average (.333) and OPS (1.300) with four homers and a team-high seven runs in that span.
- » Was second on the team with 14 RBIs in SEC play last year and recorded six of her eight homers and 35 of her 53 total bases in conference play.
- » Now ninth in MSU history with 25 career homers.

KENNEDY'S GAME-BY-GAME STATS

DATE	OPPONENT	POS	AB	R	H	RBI	2B	3B	HR	BB	SB	CS	HBP	SH	SF	GDP	K	PO	A	E	AVG
Feb. 9	UAB	*1B	2	1	1	1	0	0	1	0	0	0	0	0	0	0	0	2	0	0	.500
Feb. 9	IUPUI	*1B	2	0	0	0	0	0	0	0	0	0	0	0	0	0	1	4	0	1	.250
Feb. 10	IUPUI																				
Feb. 10	UAB	PH	1	0	1	1	1	0	0	0	0	0	0	0	0	0	0	0	0	0	.400
Feb. 13	LOUISIANA	*SS/1B	3	0	1	1	0	0	0	0	0	0	0	0	1	0	1	0	0	0	.375
Feb. 13	LOUISIANA	PH	1	0	0	0	0	0	0	0	0	0	0	0	0	0	1	0	0	0	.333
Feb. 17	vs. Clemson	*1B	3	1	2	3	1	0	1	0	0	0	0	0	0	0	4	1	0	0	.417
Feb. 17	vs. Utah	*1B	2	1	1	0	1	0	0	0	0	0	1	0	0	0	0	6	0	1	.429
Feb. 18	vs. UC Davis	*1B	3	0	1	0	0	0	0	0	0	0	0	0	0	0	1	8	0	0	.412
Feb. 22	vs. UCF																				
Feb. 22	vs. Notre Dame																				
Feb. 23	vs. Oklahoma																				
Feb. 24	vs. Fresno State																				
Feb. 24	vs. Cal State Fullerton																				
Feb. 29	SOUTHERN MISS																				
Mar. 1	TROY																				
Mar. 2	ALCORN STATE																				
Mar. 2	TROY																				
Mar. 3	ALCORN STATE																				
Mar. 3	SAMFORD																				
Mar. 8	at Ole Miss*																				
Mar. 9	at Ole Miss*																				
Mar. 10	at Ole Miss*																				
Mar. 12	MEMPHIS																				
Mar. 12	MEMPHIS																				
Mar. 13	ULM																				
Mar. 15	TEXAS A&M*																				
Mar. 16	TEXAS A&M*																				
Mar. 17	TEXAS A&M*																				
Mar. 20	at Alabama State																				
Mar. 20	at Alabama State																				
Mar. 22	at Arkansas*																				
Mar. 23	at Arkansas*																				
Mar. 24	at Arkansas*																				
Mar. 28	FLORIDA*																				
Mar. 29	FLORIDA*																				
Mar. 30	FLORIDA*																				
Apr. 3	at UAB																				
Apr. 5	at South Carolina*																				
Apr. 6	at South Carolina*																				
Apr. 7	at South Carolina*																				
Apr. 10	SOUTH ALABAMA																				
Apr. 12	TENNESSEE*																				
Apr. 13	TENNESSEE*																				
Apr. 14	TENNESSEE*																				
Apr. 17	vs. Southern Miss																				
Apr. 23	at Samford																				
Apr. 27	at Missouri*																				
Apr. 28	at Missouri*																				
Apr. 29	at Missouri*																				
May 3	GEORGIA*																				
May 4	GEORGIA*																				
May 5	GEORGIA*																				

MULTI-HIT GAMES

	2	3	4	5+	TOTAL
2020	5	1	--	--	6
2021	8	--	--	--	8
2022	6	2	--	--	8
2023	3	2	--	--	5
2024	1	--	--	--	1
TOTAL	23	5	--	--	28

MULTI-RBI GAMES

	2	3	4	5+	TOTAL
2020	1	3	--	--	4
2021	3	2	1	--	6
2022	2	4	1	--	7
2023	4	--	--	1	5
2024	--	1	--	--	1
TOTAL	10	10	2	1	23

	AVG	GP-BS	AB	R	H	2B	3B	HR	RBI	TB	SLG	BB	HBP	SO	GDP	OBP	SF	SH	SB-ATT	PO	A	E	FLD
2020	.333	28-28	75	19	25	3	0	3	18	37	.493	6	2	13	0	.393	1	1	2-2	32	36	5	.932
2021	.206	52-50	131	15	27	5	0	6	24	50	.382	10	7	27	0	.297	0	4	0-0	64	81	12	.924
2022	.253	64-64	170	23	43	7	0	6	29	68	.400	10	6	30	2	.314	2	2	0-0	85	114	14	.934
2023	.226	43-41	106	11	24	5	0	8	17	53	.500	6	0	23	2	.265	1	3	0-0	50	63	13	.897
2024	.412	8-6	17	3	7	3	0	2	6	16	.941	0	1	4	0	.421	1	0	0-0	24	1	2	.926
TOTAL	.253	195-189	499	71	126	23	0	25	94	224	.449	32	16	97	4	.315	5	10	2-2	255	295	46	.923



20 AQUANA BROWNLEE INF

GRADUATE | R/R | 5-8 // HOUSTON, MISS. (HOUSTON HS)



SEASON HIGHS

At-Bats	4	vs. Clemson, 2/17/24
Hits	2	2x, last, IUPUI, 2/9/24
Runs Scored	1	UAB, 2/9/24
Runs Batted In	2	3x, last, Louisiana, 2/13/24
Doubles	1	vs. Clemson, 2/17/24
Triples		
Home Runs		
Walks	1	2x, last, IUPUI, 2/10/24
Stolen Bases		
Putouts	5	Louisiana, 2/13/24
Assists		
Hitting Streak	3 gm	2/9/24, UAB to 2/10/24, IUPUI

CAREER HIGHS

At-Bats	6	vs. Furman, 2/25/23
Hits	3	3x, last, vs. Furman, 2/25/23
Runs Scored	3	vs. Indiana, 2/17/23
Runs Batted In	5	vs. Indiana, 2/17/23
Doubles	1	6x, last, Abilene Christian, 3/4/23
Triples	1	2x, last, vs. Furman, 2/25/23
Home Runs	2	vs. Indiana, 2/17/23
Walks	2	2x, last, Kentucky, 4/29/23
Stolen Bases	2	Miami (Ohio), 2/13/21
Putouts	14	vs. Furman, 2/25/23
Assists	2	2x, last, Furman, 3/4/22
Hitting Streak	10 gm	2/24/23, at South Alabama to 3/9/23, Southeastern La.

NOTEWORTHY

- » Batting .421 (8-for-19) on the year, which is second on the team.
- » Second on the team with nine RBIs and third in hits.
- » Boasts a .478 on-base percentage and .474 slugging percentage that ranked fourth on the team.
- » Drove in a run in the win **vs. No. 13 Utah (2/17)** and **vs. UC Davis (2/18)**.
- » Doubled **vs. No. 8 Clemson (2/17)**.
- » Drove in two runs in Game 1 against **No. 23 Louisiana (2/13)**.
- » Went 2-for-2 on Opening Day against **UAB (2/9)** with a pair of RBIs.
- » Added two more singles and RBIs against **IUPUI (2/9)**.
- » One of two Bulldogs to play in all 53 games last year, making 51 starts between first base, second base and designated player.
- » Earned Second Team All-Region honors.
- » Led the team in hits in 2023.
- » Was second on the team in batting average (.310), on-base percentage (.401), RBIs (35), doubles (6) and home runs (8).
- » Ranked third on the squad in slugging percentage (.531), total bases (77) and runs (25).
- » Posted a .940 OPS in SEC play and a 1.025 OPS against teams that finished in the top 75 of the RPI.

BROWNLEE'S GAME-BY-GAME STATS

DATE	OPPONENT	POS	AB	R	H	RBI	2B	3B	HR	BB	SB	CS	HBP	SH	SF	GDP	K	PO	A	E	AVG	
Feb. 9	UAB	*DH	2	1	2	2	0	0	0	0	0	0	0	0	1	0	0	0	0	0	0	1.000
Feb. 9	IUPUI	*DH	2	0	2	2	0	0	0	1	0	0	0	0	0	0	0	0	0	0	0	1.000
Feb. 10	IUPUI	*1B	1	0	1	1	0	0	0	1	0	0	0	0	0	0	0	1	0	0	0	1.000
Feb. 10	UAB	*1B	2	0	0	0	0	0	0	0	0	0	0	0	0	0	0	3	0	0	0	.714
Feb. 13	LOUISIANA	*1B	2	0	1	2	0	0	0	0	0	0	1	0	0	0	0	5	0	0	0	.667
Feb. 13	LOUISIANA	*1B/DP	2	0	0	0	0	0	0	0	0	0	0	0	0	1	0	4	0	0	0	.545
Feb. 17	vs. Clemson	*DP	4	0	1	0	1	0	0	0	0	0	0	0	0	0	0	0	0	0	0	.467
Feb. 17	vs. Utah	PH/DP	2	0	1	1	0	0	0	0	0	0	0	0	0	0	1	0	0	0	0	.471
Feb. 18	vs. UC Davis	*DP	2	0	0	1	0	0	0	0	0	0	0	0	0	0	0	0	0	0	0	.421
Feb. 22	vs. UCF																					
Feb. 22	vs. Notre Dame																					
Feb. 23	vs. Oklahoma																					
Feb. 24	vs. Fresno State																					
Feb. 24	vs. Cal State Fullerton																					
Feb. 29	SOUTHERN MISS																					
Mar. 1	TROY																					
Mar. 2	ALCORN STATE																					
Mar. 2	TROY																					
Mar. 3	ALCORN STATE																					
Mar. 3	SAMFORD																					
Mar. 8	at Ole Miss*																					
Mar. 9	at Ole Miss*																					
Mar. 10	at Ole Miss*																					
Mar. 12	MEMPHIS																					
Mar. 12	MEMPHIS																					
Mar. 13	ULM																					
Mar. 15	TEXAS A&M*																					
Mar. 16	TEXAS A&M*																					
Mar. 17	TEXAS A&M*																					
Mar. 20	at Alabama State																					
Mar. 20	at Alabama State																					
Mar. 22	at Arkansas*																					
Mar. 23	at Arkansas*																					
Mar. 24	at Arkansas*																					
Mar. 28	FLORIDA*																					
Mar. 29	FLORIDA*																					
Mar. 30	FLORIDA*																					
Apr. 3	at UAB																					
Apr. 5	at South Carolina*																					
Apr. 6	at South Carolina*																					
Apr. 7	at South Carolina*																					
Apr. 10	SOUTH ALABAMA																					
Apr. 12	TENNESSEE*																					
Apr. 13	TENNESSEE*																					
Apr. 14	TENNESSEE*																					
Apr. 17	vs. Southern Miss																					
Apr. 23	at Samford																					
Apr. 27	at Missouri*																					
Apr. 28	at Missouri*																					
Apr. 29	at Missouri*																					
May 3	GEORGIA*																					
May 4	GEORGIA*																					
May 5	GEORGIA*																					

MULTI-HIT GAMES

	2	3	4	5+	TOTAL
2020	1	--	--	--	1
2021	--	--	--	--	0
2022	--	--	--	--	0
2023	7	4	--	--	11
2024	2	--	--	--	2
TOTAL	10	4	--	--	14

MULTI-RBI GAMES

	2	3	4	5+	TOTAL
2020	2	--	--	--	2
2021	--	--	--	--	0
2022	1	--	--	--	1
2023	3	3	1	1	8
2024	3	--	--	--	3
TOTAL	9	3	1	1	14

	AVG	GP-BS	AB	R	H	2B	3B	HR	RBI	TB	SLG	BB	HBP	SO	GDP	OBP	SF	SH	SB-ATT	PO	A	E	FLD
2020	.200	15-7	20	8	4	1	0	0	5	5	.250	2	1	3	0	.292	1	1	1-1	19	7	3	.897
2021	.286	19-1	7	5	2	0	0	0	1	2	.286	0	0	2	0	.286	0	0	2-2	2	4	0	1.000
2022	.231	18-4	13	3	3	0	1	1	3	8	.615	0	1	2	1	.286	0	0	0-0	5	3	0	1.000
2023	.310	53-52	145	25	45	6	1	8	35	77	.531	16	6	23	2	.401	0	0	1-1	183	8	10	.950
2024	.421	9-8	19	1	8	1	0	0	9	9	.474	2	1	1	1	.478	1	0	0-0	13	0	0	1.000
TOTAL	.304	114-72	204	42	62	8	2	9	53	101	.495	20	9	31	4	.387	2	1	4-4	222	22	13	.949



22

JESSIE BLAINE C/OF

JUNIOR | R/R | 5-10 // PIKE ROAD, ALA. (SAINT DOMINIC HS / AUBURN)



SEASON HIGHS

At-Bats	4	4x, last, Utah, 2/17/24
Hits	2	5x, last, Utah, 2/17/24
Runs Scored	3	vs. Utah, 2/17/24
Runs Batted In	3	vs. Utah, 2/13/24
Doubles	1	2x, last, Louisiana, 2/17/24
Triples	0	
Home Runs	1	2x, last, Utah, 2/17/24
Walks	2	IUPUI, 2/10/24
Stolen Bases	0	
Putouts	9	IUPUI, 2/9/2024
Assists	1	vs. Utah, 2/17/24
Hitting Streak	6 gm*	5/21/23, at Clemson to current

CAREER HIGHS

At-Bats	5	at Georgia, 3/11/23
Hits	4	Niagara, 4/15/2022
Runs Scored	3	at Alabama State, 4/27/22
Runs Batted In	4	2x, last, South Carolina, 3/20/22
Doubles	1	6x, last, Louisiana, 2/13/24
Triples	1	3x, last, Dayton, 2/18/23
Home Runs	1	12x, last, IUPUI, 2/9/24
Walks	3	Georgia, 4/30/22
Stolen Bases	1	6x, last, at Troy 3/11/23
Putouts	9	3x, last, vs. IUPUI, 2/9/24
Assists	1	3x, last, at Alabama, 4/22/23
Hitting Streak	6 gm	5/21/23, at Clemson to current

NOTEWORTHY

- » Has started all nine games between catcher, designated player and right field.
- » Batting .462 (12-for-26) on the year, which leads the team and ranks 10th in the SEC.
- » Ranks ninth in the SEC with a team-leading 11 RBIs.
- » Has posted a 1.302 OPS this season and leads the team in runs created, per 6-4-3 Charts, at 10.52.
- » Has collected a quarter of her career multi-hit games in 2024 alone.
- » Also ranks 38th in the NCAA in on-base percentage (.667).
- » Leads the team in slugging percentage (.933), hits and total bases (14).
- » Drove in a run **vs. No. 8 Clemson (2/17)**.
- » Hit a three-run homer **vs. No. 13 Utah (2/17)** as part of a 2-for-4 day that saw her score three runs.
- » Collected two hits including an RBI double in Game 1 against **No. 23 Louisiana (2/13)**.
- » Drove in MSU's only runs with a double in the win over the **Ragin' Cajuns (2/13)**.
- » Went 2-for-4 against **UAB (2/10)**.
- » Went 2-for-2 in her Bulldog debut against **UAB (2/9)** on Opening Day.
- » Hit her first home run as a Bulldog against **IUPUI (2/9)**.
- » Transfer from Auburn where she played in 56 games, making 33 starts (27 at DP, 6 at C) last year.
- » Drew 17 walks, which ranked fourth on the Auburn squad, in 2023.
- » Was fellow Bulldog Josey Marron's batterymate in travel ball.

BLAINE'S GAME-BY-GAME STATS

DATE	OPPONENT	POS	AB	R	H	RBI	2B	3B	HR	BB	SB	CS	HBP	SH	SF	GDP	K	PO	A	E	AVG	
Feb. 9	UAB	*RF	2	1	2	0	0	0	0	0	0	0	0	0	0	0	0	0	0	0	0	1.000
Feb. 9	IUPUI	*C	3	1	1	2	0	0	1	0	0	0	0	0	0	0	0	9	0	0	0	.600
Feb. 10	IUPUI	*DP	0	0	0	1	0	0	0	2	0	0	0	0	0	0	0	0	0	0	0	.600
Feb. 10	UAB	*C	4	0	2	1	0	0	0	0	0	0	0	0	0	1	0	6	0	1	0	.556
Feb. 13	LOUISIANA	*DP	4	1	2	1	1	0	0	0	0	0	0	0	0	0	1	0	0	0	0	.538
Feb. 13	LOUISIANA	*C	2	0	2	2	1	0	0	1	0	0	0	0	0	0	0	5	0	0	0	.600
Feb. 17	vs. Clemson	*C	4	0	1	1	0	0	0	0	0	0	0	0	0	0	1	7	0	0	0	.526
Feb. 17	vs. Utah	*DP/C	4	3	2	3	0	0	1	0	0	0	0	0	0	0	0	1	1	0	0	.522
Feb. 18	vs. UC Davis	*C/DP	3	0	0	0	0	0	0	1	0	0	0	0	0	0	2	1	0	1	0	.462
Feb. 22	vs. UCF																					
Feb. 22	vs. Notre Dame																					
Feb. 23	vs. Oklahoma																					
Feb. 24	vs. Fresno State																					
Feb. 24	vs. Cal State Fullerton																					
Feb. 29	SOUTHERN MISS																					
Mar. 1	TROY																					
Mar. 2	ALCORN STATE																					
Mar. 2	TROY																					
Mar. 3	ALCORN STATE																					
Mar. 3	SAMFORD																					
Mar. 8	at Ole Miss*																					
Mar. 9	at Ole Miss*																					
Mar. 10	at Ole Miss*																					
Mar. 12	MEMPHIS																					
Mar. 12	MEMPHIS																					
Mar. 13	ULM																					
Mar. 15	TEXAS A&M*																					
Mar. 16	TEXAS A&M*																					
Mar. 17	TEXAS A&M*																					
Mar. 20	at Alabama State																					
Mar. 20	at Alabama State																					
Mar. 22	at Arkansas*																					
Mar. 23	at Arkansas*																					
Mar. 24	at Arkansas*																					
Mar. 28	FLORIDA*																					
Mar. 29	FLORIDA*																					
Mar. 30	FLORIDA*																					
Apr. 3	at UAB																					
Apr. 5	at South Carolina*																					
Apr. 6	at South Carolina*																					
Apr. 7	at South Carolina*																					
Apr. 10	SOUTH ALABAMA																					
Apr. 12	TENNESSEE*																					
Apr. 13	TENNESSEE*																					
Apr. 14	TENNESSEE*																					
Apr. 17	vs. Southern Miss																					
Apr. 23	at Samford																					
Apr. 27	at Missouri*																					
Apr. 28	at Missouri*																					
Apr. 29	at Missouri*																					
May 3	GEORGIA*																					
May 4	GEORGIA*																					
May 5	GEORGIA*																					

MULTI-HIT GAMES

	2	3	4	5+	TOTAL
2022*	8	--	1	--	9
2023*	3	--	--	--	3
2024	5	--	--	--	5
TOTAL	16	--	1	--	17

MULTI-RBI GAMES

	2	3	4	5+	TOTAL
2022*	6	1	2	--	9
2023*	2	1	--	--	3
2024	2	1	--	--	3
TOTAL	10	3	2	--	15

	AVG	GP-BS	AB	R	H	2B	3B	HR	RBI	TB	SLG	BB	HBP	SO	GDP	OBP	SF	SH	SB-ATT	PO	A	E	FLD
2022*	.285	54-53	137	27	39	5	2	9	37	75	.547	25	0	21	0	.393	1	1	3-5	17	0	1	.944
2023*	.236	56-33	106	11	25	0	1	2	18	33	.311	17	2	12	0	.349	1	1	4-4	46	3	0	1.000
2024	.600	6-6	15	3	9	2	0	1	7	14	.933	3	0	1	1	.667	0	0	0-0	20	0	1	.952
TOTAL	.283	116-92	258	41	73	7	3	12	62	122	.473	45	2	34	1	.391	2	2	7-9	83	3	2	.977

* at Auburn



24

MEGAN DAVIDSON C/INF

FRESHMAN | 5-8 | R/R // MADISON, MISS. (ST. JOSEPH CATHOLIC SCHOOL)



SEASON HIGHS

At-Bats	
Hits	
Runs Scored	
Runs Batted In	
Doubles	
Triples	
Home Runs	
Walks	
Stolen Bases	
Putouts	
Assists	
Hitting Streak	

CAREER HIGHS

At-Bats	
Hits	
Runs Scored	
Runs Batted In	
Doubles	
Triples	
Home Runs	
Walks	
Stolen Bases	
Putouts	
Assists	
Hitting Streak	

NOTEWORTHY

- » Has not seen game action.
- » Considered the No. 48 overall prospect in the class by Extra Inning Softball and the No. 25 catcher nationally.
- » Was a three-time All-Region MVP while at St. Joseph Catholic School.
- » Named to the 2022 MAIS All-Star Team and MAIS District MVP.

DAVIDSON'S GAME-BY-GAME STATS

DATE	OPPONENT	POS	AB	R	H	RBI	2B	3B	HR	BB	SB	CS	HBP	SH	SF	GDP	K	PO	A	E	AVG	
Feb. 9	UAB		DNP																			
Feb. 9	IUPUI		DNP																			
Feb. 10	IUPUI		DNP																			
Feb. 10	UAB		DNP																			
Feb. 13	LOUISIANA		DNP																			
Feb. 13	LOUISIANA		DNP																			
Feb. 17	vs. Clemson		DNP																			
Feb. 17	vs. Utah		DNP																			
Feb. 18	vs. UC Davis		DNP																			
Feb. 22	vs. UCF																					
Feb. 22	vs. Notre Dame																					
Feb. 23	vs. Oklahoma																					
Feb. 24	vs. Fresno State																					
Feb. 24	vs. Cal State Fullerton																					
Feb. 29	SOUTHERN MISS																					
Mar. 1	TROY																					
Mar. 2	ALCORN STATE																					
Mar. 2	TROY																					
Mar. 3	ALCORN STATE																					
Mar. 3	SAMFORD																					
Mar. 8	at Ole Miss*																					
Mar. 9	at Ole Miss*																					
Mar. 10	at Ole Miss*																					
Mar. 12	MEMPHIS																					
Mar. 12	MEMPHIS																					
Mar. 13	ULM																					
Mar. 15	TEXAS A&M*																					
Mar. 16	TEXAS A&M*																					
Mar. 17	TEXAS A&M*																					
Mar. 20	at Alabama State																					
Mar. 20	at Alabama State																					
Mar. 22	at Arkansas*																					
Mar. 23	at Arkansas*																					
Mar. 24	at Arkansas*																					
Mar. 28	FLORIDA*																					
Mar. 29	FLORIDA*																					
Mar. 30	FLORIDA*																					
Apr. 3	at UAB																					
Apr. 5	at South Carolina*																					
Apr. 6	at South Carolina*																					
Apr. 7	at South Carolina*																					
Apr. 10	SOUTH ALABAMA																					
Apr. 12	TENNESSEE*																					
Apr. 13	TENNESSEE*																					
Apr. 14	TENNESSEE*																					
Apr. 17	vs. Southern Miss																					
Apr. 23	at Samford																					
Apr. 27	at Missouri*																					
Apr. 28	at Missouri*																					
Apr. 29	at Missouri*																					
May 3	GEORGIA*																					
May 4	GEORGIA*																					
May 5	GEORGIA*																					

MULTI-HIT GAMES

	2	3	4	5+	TOTAL
2024	--	--	--	--	--
TOTAL	--	--	--	--	--

MULTI-RBI GAMES

	2	3	4	5+	TOTAL
2024	--	--	--	--	--
TOTAL	--	--	--	--	--

	AVG	GP-GS	AB	R	H	2B	3B	HR	RBI	TB	SLG	BB	HBP	SO	GDP	OBP	SF	SH	SB-ATT	PO	A	E	FLD
2024	--	0-0	0	0	0	0	0	0	0	0	--	0	0	0	0	--	0	0	0-0	0	0	0	--
TOTAL	--	0-0	0	0	0	0	0	0	0	0	--	0	0	0	0	--	0	0	0-0	0	0	0	--



25 SALEYNA DANIEL OF

JUNIOR | R/R | 5-7 // HOUSTON, TEXAS (STRATFORD HS)



SEASON HIGHS

At-Bats	1	4x, last, Utah, 2/17/24
Hits	1	2x, last, Louisiana, 2/13/24
Runs Scored		
Runs Batted In	1	2x, last, Louisiana, 2/13/24
Doubles		
Triples		
Home Runs		
Walks		
Stolen Bases		
Putouts	1	UAB, 2/9/24
Assists		
Hitting Streak	1 gm	2x, last, 2/13/14, Louisiana to current

CAREER HIGHS

At-Bats	4	vs. Furman, 2/25/23
Hits	2	vs. Furman, 2/25/23
Runs Scored	3	vs. Furman, 2/25/23
Runs Batted In	2	Mississippi Valley St. 2/28/23
Doubles	1	Alabama State, 2/16/22
Triples		
Home Runs	1	vs. Furman, 2/25/23
Walks	2	at ULM, 3/29/23
Stolen Bases	1	Furman, 3/4/22
Putouts	4	Belmont, 2/25/22
Assists		
Hitting Streak	3 gm	2/28/23, Mississippi Valley St. to 3/3/23, Abilene Christian

NOTEWORTHY

- » Has played in six games off the bench, pinch hitting three times.
- » Picked up a pinch-hit single against **No. 23 Louisiana (2/13)**.
- » Singled home a run as a pinch hitter against the **Blazers (2/10)**.
- » Drove in a run with a groundout against **UAB (2/9)**.
- » Played in 39 games last year, starting 10 games between the outfield positions and designated player.
- » Was State's most-used substitute, coming off the bench 29 times.
- » Entered as a pinch runner and went 2-for-4 wit a walk-off home run in the 12th inning **vs. Furman (2/25)**.
- » Beat out a bunt single in the sixth-inning, game-tying rally at **No. 17 Auburn (5/6)**.

DANIEL'S GAME-BY-GAME STATS

DATE	OPPONENT	POS	AB	R	H	RBI	2B	3B	HR	BB	SB	CS	HBP	SH	SF	GDP	K	PO	A	E	AVG	
Feb. 9	UAB	RF	1	0	0	1	0	0	0	0	0	0	0	0	0	0	0	1	0	0	.000	
Feb. 9	IUPUI		DNP																			
Feb. 10	IUPUI	RF	0	0	0	0	0	0	0	0	0	0	0	0	0	0	0	0	0	0	.000	
Feb. 10	UAB	PH/RF	1	0	1	1	0	0	0	0	0	0	0	0	0	0	0	0	0	0	.500	
Feb. 13	LOUISIANA	RF	0	0	0	0	0	0	0	0	0	0	0	0	0	0	0	0	0	0	.500	
Feb. 13	LOUISIANA	PH	1	0	1	0	0	0	0	0	0	0	0	0	0	0	0	0	0	0	.667	
Feb. 17	vs. Clemson		DNP																			
Feb. 17	vs. Utah	PH	1	0	0	0	0	0	0	0	0	0	0	0	0	0	1	0	0	0	.500	
Feb. 18	vs. UC Davis		DNP																			
Feb. 22	vs. UCF																					
Feb. 22	vs. Notre Dame																					
Feb. 23	vs. Oklahoma																					
Feb. 24	vs. Fresno State																					
Feb. 24	vs. Cal State Fullerton																					
Feb. 29	SOUTHERN MISS																					
Mar. 1	TROY																					
Mar. 2	ALCORN STATE																					
Mar. 2	TROY																					
Mar. 3	ALCORN STATE																					
Mar. 3	SAMFORD																					
Mar. 8	at Ole Miss*																					
Mar. 9	at Ole Miss*																					
Mar. 10	at Ole Miss*																					
Mar. 12	MEMPHIS																					
Mar. 12	MEMPHIS																					
Mar. 13	ULM																					
Mar. 15	TEXAS A&M*																					
Mar. 16	TEXAS A&M*																					
Mar. 17	TEXAS A&M*																					
Mar. 20	at Alabama State																					
Mar. 20	at Alabama State																					
Mar. 22	at Arkansas*																					
Mar. 23	at Arkansas*																					
Mar. 24	at Arkansas*																					
Mar. 28	FLORIDA*																					
Mar. 29	FLORIDA*																					
Mar. 30	FLORIDA*																					
Apr. 3	at UAB																					
Apr. 5	at South Carolina*																					
Apr. 6	at South Carolina*																					
Apr. 7	at South Carolina*																					
Apr. 10	SOUTH ALABAMA																					
Apr. 12	TENNESSEE*																					
Apr. 13	TENNESSEE*																					
Apr. 14	TENNESSEE*																					
Apr. 17	vs. Southern Miss																					
Apr. 23	at Samford																					
Apr. 27	at Missouri*																					
Apr. 28	at Missouri*																					
Apr. 29	at Missouri*																					
May 3	GEORGIA*																					
May 4	GEORGIA*																					
May 5	GEORGIA*																					

MULTI-HIT GAMES

	2	3	4	5+	TOTAL
2022	--	--	--	--	0
2023	1	--	--	--	1
2024	--	--	--	--	--
TOTAL	1	--	--	--	1

MULTI-RBI GAMES

	2	3	4	5+	TOTAL
2022	--	--	--	--	0
2023	1	--	--	--	1
2024	--	--	--	--	--
TOTAL	1	--	--	--	1

	AVG	GP-BS	AB	R	H	2B	3B	HR	RBI	TB	SLG	BB	HBP	SO	GDP	OBP	SF	SH	SB-ATT	PO	A	E	FLD
2022	.143	50-2	14	9	2	1	0	0	1	3	.214	1	0	4	0	.200	0	0	1-1	14	0	2	.875
2023	.209	39-10	43	12	9	0	1	1	5	14	.326	2	1	9	0	.261	0	1	0-0	12	0	1	.923
2024	.500	6-0	4	0	2	0	0	0	2	2	.500	0	0	1	0	.500	0	0	0-0	1	0	0	1.000
TOTAL	.213	95-12	61	21	13	1	1	1	8	19	.311	3	1	14	0	.262	0	1	1-1	27	0	3	.900



28 ASPEN WESLEY P

5TH YEAR | R/R | 5-3 // PHILADELPHIS, MISS. (NESHOPA CENTRAL HS)



SEASON HIGHS

Innings	7.0	vs. Clemson, 2/17/24
Longest Start	7.0	vs. Clemson, 2/17/24
Shortest Start	4.0	UAB, 2/9/24
Longest Relief		
Strikeouts	8	vs. Clemson, 2/17/24
Walks	1	2x, last, vs. Clemson, 2/17/24
Hits	6	vs. Clemson, 2/17/24
Runs	3	vs. Clemson, 2/17/24
Earned Run	1	vs. Clemson, 2/17/24
Pitch Count	100	vs. Clemson, 2/17/24
Putouts	1	Louisiana, 2/13/24
Assists	2	Louisiana, 2/13/24

CAREER HIGHS

Innings	7.0	7x, last, Clemson, 2/17/24
Longest Start	7.0	7x, last, Clemson, 2/17/24
Shortest Start	0.0	at Florida State, 5/22/23
Longest Relief	3.0	3x, last, Missouri, 4/10/21
Strikeouts	9	Alcorn State, 3/5/21
Walks	4	Alabama, 4/16/23
Hits	10	at LSU, 4/22/23
Runs	7	2x, last, at LSU, 4/22/23
Earned Runs	7	at LSU, 4/22/23
Pitch Count	114	2x, last, Alabama, 4/16/23
Putouts	1	9x, last, Louisiana, 2/13/24
Assists	3	at Kentucky, 4/29/22

NOTEWORTHY

- » Boasts a 0.41 ERA that ranks No. 31 nationally.
- » Holding opponents to a .190 batting average.
- » Ranks fourth in the SEC in runs allowed (9) and walk rate (2.6 percent).
- » Boasts a 8.50 strikeout-to-walk ratio, which ranks fifth in the league and has walked just 0.82 batters per seven innings, which ranks fifth.
- » Has stranded 88.9 percent of all runners who have reached base against her, which ranks sixth in the SEC, per 6-4-3 Charts.
- » Named SEC Pitcher of the Week (2/19) and NCAA Pitcher of the Week (2/20) for her efforts against Louisiana and Clemson.
- » Picked up her second complete-game victory of the week **vs. No. 8 Clemson (2/17)**, while striking out a season-high eight.
- » Threw her ninth career complete game against **No. 23 Louisiana (2/13)** and struck out four in 6.0 innings.
- » Tossed 4.0 scoreless innings against **UAB (2/9)**.
- » Has been State's Opening Day starter each of the last three years, allowing a combined nine hits and one earned run in those games while striking out 17 over 13.1 innings.

WESLEY'S GAME-BY-GAME STATS

DATE	OPPONENT	GS	DEC.	IP	H	R	ER	BB	SO	2B	3B	HR	WP	HBP	IBB	BF	PC	ERA	PO	A	E
Feb. 9	UAB	*	W	4.0	1	0	0	0	5	0	0	0	0	0	0	14	50	0.00	0	0	1
Feb. 9	IUPUI			DNP																	
Feb. 10	IUPUI			DNP																	
Feb. 10	UAB			DNP																	
Feb. 13	LOUISIANA	*	W	6.0	5	1	0	1	4	4	0	0	0	0	0	25	88	0.00	1	2	0
Feb. 13	LOUISIANA			DNP																	
Feb. 17	vs. Clemson	*	W	7.0	6	3	1	1	8	0	0	1	0	1	0	30	100	.41	0	1	1
Feb. 17	vs. Utah			DNP																	
Feb. 18	vs. UC Davis			DNP																	
Feb. 22	vs. UCF																				
Feb. 22	vs. Notre Dame																				
Feb. 23	vs. Oklahoma																				
Feb. 24	vs. Fresno State																				
Feb. 24	vs. Cal State Fullerton																				
Feb. 29	SOUTHERN MISS																				
Mar. 1	TROY																				
Mar. 2	ALCORN STATE																				
Mar. 2	TROY																				
Mar. 3	ALCORN STATE																				
Mar. 3	SAMFORD																				
Mar. 8	at Ole Miss*																				
Mar. 9	at Ole Miss*																				
Mar. 10	at Ole Miss*																				
Mar. 12	MEMPHIS																				
Mar. 12	MEMPHIS																				
Mar. 13	ULM																				
Mar. 15	TEXAS A&M*																				
Mar. 16	TEXAS A&M*																				
Mar. 17	TEXAS A&M*																				
Mar. 20	at Alabama State																				
Mar. 20	at Alabama State																				
Mar. 22	at Arkansas*																				
Mar. 23	at Arkansas*																				
Mar. 24	at Arkansas*																				
Mar. 28	FLORIDA*																				
Mar. 29	FLORIDA*																				
Mar. 30	FLORIDA*																				
Apr. 3	at UAB																				
Apr. 5	at South Carolina*																				
Apr. 6	at South Carolina*																				
Apr. 7	at South Carolina*																				
Apr. 10	SOUTH ALABAMA																				
Apr. 12	TENNESSEE*																				
Apr. 13	TENNESSEE*																				
Apr. 14	TENNESSEE*																				
Apr. 17	vs. Southern Miss																				
Apr. 23	at Samford																				
Apr. 27	at Missouri*																				
Apr. 28	at Missouri*																				
Apr. 29	at Missouri*																				
May 3	GEORGIA*																				
May 4	GEORGIA*																				
May 5	GEORGIA*																				

STANDOUT GAMES

	2024	CAREER
5+ Strikeouts	2	19
10+ Strikeouts	--	--
2-run or less CG	2	8

STREAKS

	ACTIVE	CAREER
Wins	3	3
Scoreless Innings	0.2	15.0

	ERA	W-L	APP	GS	CG	SHD	SV	IP	H	R	ER	BB	SO	2B	3B	HR	BF	B/AVG	WP	HP	PO	A	E	FLD
2020	2.47	0-0	5	2	0	0	0	11.1	7	4	4	5	13	2	0	0	46	.179	2	0	1	0	0	1.000
2021	3.20	5-4	22	9	0	0	0	46.0	46	23	21	21	47	12	1	3	205	.266	1	4	2	5	1	.875
2022	2.99	9-9	31	18	4	3	0	103.0	92	63	44	28	79	18	3	15	448	.232	2	12	1	13	1	.933
2023	3.18	6-7	24	14	3	0	1	72.2	80	43	33	30	86	12	2	0	336	.272	7	6	3	6	0	1.000
2024	0.41	3-0	3	3	2	0	0	17.0	12	4	1	2	17	4	0	1	69	.190	0	3	1	3	2	.667
TOTAL	2.88	23-20	85	46	9	3	1	250.0	237	137	103	86	242	48	6	19	1104	.246	12	25	8	27	4	.897



29

SIERRA SACCO OF

JUNIOR | L/R | 5-8 // MARRERO, LA. (JOHN CURTIS CHRISTIAN HS / LOUISIANA TECH)



SEASON HIGHS

At-Bats	3	4x, last, Utah, 2/17/24
Hits	2	UAB, 2/9/24
Runs Scored	3	UAB, 2/9/24
Runs Batted In	1	IUPUI, 2/10/24
Doubles		
Triples	1	IUPUI, 2/9/24
Home Runs		
Walks	2	3x, last, UC Davis, 2/18/24
Stolen Bases	2	vs. UC Davis, 2/18/24
Putouts	4	vs. Clemson, 2/17/24
Assists		
Hitting Streak	2 gm	2/9/24, UAB to 2/9/24, IUPUI

CAREER HIGHS

At-Bats	5	3x, last, at ULM, 4/4/23
Hits	4	Nicholls State, 4/9/22
Runs Scored	4	vs. Marshall, 5/12/22
Runs Batted In	3	2x, last, at UAB, 4/7/23
Doubles	1	12x, last, Charlotte, 4/30/23
Triples	1	5x, last, IUPUI, 2/9/24
Home Runs		
Walks	3	UAB, 4/24/22
Stolen Bases	3	vs. Marshall 5/12/22
Putouts	7	Middle Tennessee, 3/26/23
Assists	2	vs. UTSA 4/2/22
Hitting Streak	12 gm	2x, last, 3/7/23, ULM to 3/26/23, Middle Tennessee

NOTEWORTHY

- » Leads the team with a .545 on-base percentage and 10 runs scored.
- » Also leads the team with 10 walks, which ranks third in the SEC.
- » Leads the team, going 6-for-6 on steal attempts, which is third in the SEC.
- » Has reached base safely in 8-of-13 (61.5 percent) leadoff plate appearances.
- » Ranks 37th in the NCAA in walk rate (30.3 percent).
- » Stole second and third vs. UC Davis (2/18).
- » Singled, stole a base and scored in the win against No. 23 Louisiana (2/13).
- » Tripled against IUPUI (2/9).
- » Reached in all four trips to the plate against UAB (2/9) on Opening Day with a walk, two singles and a hit-by-pitch and went on to steal a base and score three times.
- » Transfer from Louisiana Tech where she started all 56 games in center field last year.
- » Was named First Team All-Conference USA after leading the team in hits (56), walks (41), runs (40) and stolen bases (36)
- » Ranked 12th nationally and led C-USA in stolen bases.
- » Was tied for 13th nationally in walks (41).
- » Previously an NFCA National Freshman of the Year Top 10 Finalist and Extra Inning Softball National All-Freshman Team selection in 2022.

SACCO'S GAME-BY-GAME STATS

DATE	OPPONENT	POS	AB	R	H	RBI	2B	3B	HR	BB	SB	CS	HBP	SH	SF	GDP	K	PO	A	E	AVG
Feb. 9	UAB	*CF	2	3	2	0	0	0	0	1	1	0	1	0	0	0	0	1	0	0	1.000
Feb. 9	IUPUI	*CF	2	2	1	0	0	1	0	1	0	0	0	0	0	0	0	1	0	0	.750
Feb. 10	IUPUI	*CF	3	0	0	1	0	0	0	0	1	0	0	0	0	0	1	0	0	0	.429
Feb. 10	UAB	*CF	2	1	1	0	0	0	0	2	1	0	0	0	0	0	0	1	0	0	.444
Feb. 13	LOUISIANA	*CF	2	1	0	0	0	0	0	2	0	0	0	0	0	0	0	3	0	0	.364
Feb. 13	LOUISIANA	*CF	3	1	1	0	0	0	0	0	1	0	0	0	0	0	1	0	0	0	.357
Feb. 17	vs. Clemson	*CF	3	1	1	0	0	0	0	1	0	0	0	0	0	0	0	4	0	0	.353
Feb. 17	vs. Utah	*CF	3	1	0	0	0	0	0	1	0	0	0	0	0	0	1	1	0	0	.300
Feb. 18	vs. UC Davis	*CF	2	0	1	0	0	0	0	2	2	0	0	0	0	0	1	0	0	0	.318
Feb. 22	vs. UCF																				
Feb. 22	vs. Notre Dame																				
Feb. 23	vs. Oklahoma																				
Feb. 24	vs. Fresno State																				
Feb. 24	vs. Cal State Fullerton																				
Feb. 29	SOUTHERN MISS																				
Mar. 1	TROY																				
Mar. 2	ALCORN STATE																				
Mar. 2	TROY																				
Mar. 3	ALCORN STATE																				
Mar. 3	SAMFORD																				
Mar. 8	at Ole Miss*																				
Mar. 9	at Ole Miss*																				
Mar. 10	at Ole Miss*																				
Mar. 12	MEMPHIS																				
Mar. 12	MEMPHIS																				
Mar. 13	ULM																				
Mar. 15	TEXAS A&M*																				
Mar. 16	TEXAS A&M*																				
Mar. 17	TEXAS A&M*																				
Mar. 20	at Alabama State																				
Mar. 20	at Alabama State																				
Mar. 22	at Arkansas*																				
Mar. 23	at Arkansas*																				
Mar. 24	at Arkansas*																				
Mar. 28	FLORIDA*																				
Mar. 29	FLORIDA*																				
Mar. 30	FLORIDA*																				
Apr. 3	at UAB																				
Apr. 5	at South Carolina*																				
Apr. 6	at South Carolina*																				
Apr. 7	at South Carolina*																				
Apr. 10	SOUTH ALABAMA																				
Apr. 12	TENNESSEE*																				
Apr. 13	TENNESSEE*																				
Apr. 14	TENNESSEE*																				
Apr. 17	vs. Southern Miss																				
Apr. 23	at Samford																				
Apr. 27	at Missouri*																				
Apr. 28	at Missouri*																				
Apr. 29	at Missouri*																				
May 3	GEORGIA*																				
May 4	GEORGIA*																				
May 5	GEORGIA*																				

MULTI-HIT GAMES

	2	3	4	5+	TOTAL
2022*	14	9	1	--	24
2023*	8	4	--	--	12
2024	1	--	--	--	1
TOTAL	23	13	1	--	37

MULTI-RBI GAMES

	2	3	4	5+	TOTAL
2022*	6	1	2	--	9
2023*	4	1	--	--	5
2024	--	--	--	--	0
TOTAL	10	2	2	--	14

	AVG	GP-BS	AB	R	H	2B	3B	HR	RBI	TB	SLG	BB	HBP	SO	GDP	OBP	SF	SH	SB-ATT	PO	A	E	FLD
2022*	.441	59-59	188	54	83	7	3	0	21	96	.511	36	2	40	0	.535	0	0	28-33	94	9	2	.981
2023*	.335	56-56	167	40	56	5	1	0	10	63	.377	41	7	31	0	.477	3	4	36-39	127	4	3	.978
2024	.318	9-9	22	10	7	0	1	0	1	9	.409	10	1	4	0	.545	0	0	6-6	11	0	0	1.000
TOTAL	.387	124-124	377	104	146	12	5	0	32	168	.446	87	10	75	0	.509	3	4	70-78	232	13	5	.980

*at Louisiana Tech



34 MATALASI FAPPITO P

5TH YEAR | R/R | 5-11 // TEMECULA, CALIF. (GREAT OAK HS / NEW MEXICO STATE)



SEASON HIGHS

At-Bats	1	3x, last, vs. UC Davis, 2/18/24
Hits	1	2x, last, vs. UC Davis, 2/18/24
Runs Scored		
Runs Batted In	1	vs. Utah, 2/17/24
Doubles		
Triples		
Home Runs		
Walks		
Stolen Bases		
Putouts		
Assists	1	2x, last, vs. UC Davis, 2/18/24
Hitting Streak		

CAREER HIGHS

At-Bats	6	vs. Idaho State, 3/19/21
Hits	3	2x, last, Utah Valley, 4/30/21
Runs Scored	3	Bradley, 2/7/20
Runs Batted In	5	2x, last, Central Arkansas, 2/18/22
Doubles	1	22x, last, vs. Michigan, 2/18/23
Triples	1	ULM, 4/19/22
Home Runs	2	Bradley, 2/7/20
Walks	3	Longwood, 2/25/22
Stolen Bases	1	at Portland State, 3/23/21
Putouts	1	9x, last, Abilene Christian, 3/3/23
Assists	3	4x, last, vs. Furman, 2/25/23
Hitting Streak	14 gm	3/20/21, vs. Idaho State to 4/16/21, Tarleton State

NOTEWORTHY

- » Pinch hit and singled home a run in the win vs. No. 13 Utah (2/17).
- » Played in 43 games last year, making 32 starts between designated player and pitcher.
- » Has homered while pitching in seven games of her MSU career (40 appearances).
- » Closed the 2023 season with 41 career homers, which ranked 50th among active players nationally at that time.
- » Previously an NFCA Freshman of the Year 2015 Finalist in 2021, the same year she was tabbed WAC Freshman of the Year.
- » See pitcher page for additional notes »

FAAPITO'S GAME-BY-GAME STATS

DATE	OPPONENT	POS	AB	R	H	RBI	2B	3B	HR	BB	SB	CS	HBP	SH	SF	GDP	K	PO	A	E	AVG	
Feb. 9	UAB		DNP																			
Feb. 9	IUPUI		DNP																			
Feb. 10	IUPUI	*P	1	0	0	0	0	0	0	0	0	0	0	0	0	0	0	0	1	0	.000	
Feb. 10	UAB		DNP																			
Feb. 13	LOUISIANA		DNP																			
Feb. 13	LOUISIANA		DNP																			
Feb. 17	vs. Clemson		DNP																			
Feb. 17	vs. Utah	PH	1	0	1	1	0	0	0	0	0	0	0	0	0	0	0	0	0	0	.500	
Feb. 18	vs. UC Davis	*P	1	0	1	0	0	0	0	0	0	0	0	0	0	0	0	0	1	0	.667	
Feb. 22	vs. UCF																					
Feb. 22	vs. Notre Dame																					
Feb. 23	vs. Oklahoma																					
Feb. 24	vs. Fresno State																					
Feb. 24	vs. Cal State Fullerton																					
Feb. 29	SOUTHERN MISS																					
Mar. 1	TROY																					
Mar. 2	ALCORN STATE																					
Mar. 2	TROY																					
Mar. 3	ALCORN STATE																					
Mar. 3	SAMFORD																					
Mar. 8	at Ole Miss*																					
Mar. 9	at Ole Miss*																					
Mar. 10	at Ole Miss*																					
Mar. 12	MEMPHIS																					
Mar. 12	MEMPHIS																					
Mar. 13	ULM																					
Mar. 15	TEXAS A&M*																					
Mar. 16	TEXAS A&M*																					
Mar. 17	TEXAS A&M*																					
Mar. 20	at Alabama State																					
Mar. 20	at Alabama State																					
Mar. 22	at Arkansas*																					
Mar. 23	at Arkansas*																					
Mar. 24	at Arkansas*																					
Mar. 28	FLORIDA*																					
Mar. 29	FLORIDA*																					
Mar. 30	FLORIDA*																					
Apr. 3	at UAB																					
Apr. 5	at South Carolina*																					
Apr. 6	at South Carolina*																					
Apr. 7	at South Carolina*																					
Apr. 10	SOUTH ALABAMA																					
Apr. 12	TENNESSEE*																					
Apr. 13	TENNESSEE*																					
Apr. 14	TENNESSEE*																					
Apr. 17	vs. Southern Miss																					
Apr. 23	at Samford																					
Apr. 27	at Missouri*																					
Apr. 28	at Missouri*																					
Apr. 29	at Missouri*																					
May 3	GEORGIA*																					
May 4	GEORGIA*																					
May 5	GEORGIA*																					

MULTI-HIT GAMES

	2	3	4	5+	TOTAL
2020*	6	1	--	--	7
2021*	13	5	--	--	18
2022	9	--	--	--	9
2023	2	--	--	--	2
2024	--	--	--	--	0
TOTAL	30	6	--	--	36

MULTI-RBI GAMES

	2	3	4	5+	TOTAL
2020*	5	--	2	--	7
2021*	5	1	1	1	8
2022	9	2	--	1	12
2023	3	1	--	--	4
2024	--	--	--	--	0
TOTAL	22	4	3	2	31

	AVG	GP-GS	AB	R	H	2B	3B	HR	RBI	TB	SLG	BB	HBP	SO	GDP	OBP	SF	SH	SB-ATT	PO	A	E	FLD
2020*	.403	22-21	62	15	25	5	0	7	23	51	.823	7	0	7	1	.457	1	1	0-0	3	11	0	1.000
2021*	.405	52-52	158	28	64	14	0	16	38	126	.797	24	1	21	0	.478	3	0	2-3	4	30	1	.971
2022	.243	62-56	152	17	37	2	1	14	40	83	.546	24	3	38	3	.350	4	0	0-0	1	14	0	1.000
2023	.151	44-32	73	4	11	1	0	4	13	24	.329	12	1	12	2	.273	2	0	0-0	1	12	1	.929
2024	.667	3-2	3	0	2	0	0	0	1	2	.667	0	0	0	0	.667	0	0	0-0	0	2	0	1.000
TOTAL	.310	183-163	448	64	139	22	1	41	115	286	.638	67	5	78	6	.398	10	1	2-3	9	69	2	.975

* at New Mexico State



34 MATALASI FAPPITO P

5TH YEAR | R/R | 5-11 // TEMECULA, CALIF. (GREAT OAK HS / NEW MEXICO STATE)



SEASON HIGHS

Innings	6.2	vs. UC Davis, 2/18/24
Longest Start	6.2	vs. UC Davis, 2/18/24
Shortest Start		
Longest Relief		
Strikeouts	9	IUPUI, 2/9/24
Walks		
Hits		
Runs		
Earned Runs		
Pitch Count	77	vs. UC Davis, 2/18/24
Putouts		
Assists	1	2x, last, vs. UC Davis, 2/18/24

CAREER HIGHS

Innings	9.0	vs. Florida Gulf Coast, 3/6/21
Longest Start	9.0	vs. Florida Gulf Coast, 3/6/21
Shortest Start	1.0	at South Florida, 3/10/21
Longest Relief	7.2	at South Florida, 3/10/21
Strikeouts	10	North Dakota State, 3/14/23
Walks	5	vs. Seattle, 5/15/21
Hits Allowed	13	vs. Idaho State, 3/19/21
Runs Allowed	9	2x, last, vs. Idaho State, 3/19/21
Earned Runs Allowed	7	2x, last, at Arizona, 4/9/21
Pitch Count	118	Grand Canyon, 4/2/21
Putouts	1	9x, last, Abliene Christian, 3/3/23
Assists	3	4x, last, vs. Furman, 2/25/23

NOTEWORTHY

- » Boasts a 0.60 ERA, which ranks No. 47 nationally.
- » Leads the team with a .103 opposing average and ranks third on the team with 16 strikeouts.
- » Averaging 9.60 strikeouts per seven innings, which ranks 26th nationally.
- » Threw a complete game, allowing just one earned run, **vs. UC Davis (2/18)**.
- » Threw her second career no-hitter and the 25th in MSU history against **IUPUI (2/10)**.
- » Struck out nine of 16 batters faced in 5.0 innings against the Jaguars.
- » No-hitter was the second half of the first consecutive no-hitters in program history.
- » Made 21 appearances in the circle.
- » Threw 7.0 innings in relief **vs. Furman (2/25)** last year, allowing just three hits and striking out a career-high nine to earn the win in extra innings.
- » Threw her first complete game while at MSU **at No. 24 Texas A&M (4/9)** and her sixth in her career while allowing fewer than two runs.

FAAPITO'S GAME-BY-GAME STATS

DATE	OPPONENT	GS	DEC.	IP	H	R	ER	BB	SO	2B	3B	HR	WP	HBP	IBB	BF	PC	ERA	PO	A	E
Feb. 9	UAB			DNP																	
Feb. 9	IUPUI			DNP																	
Feb. 10	IUPUI	*	W	5.0	0	0	0	0	9	0	0	0	0	0	0	16	68	0.00	0	1	0
Feb. 10	UAB			DNP																	
Feb. 13	LOUISIANA			DNP																	
Feb. 13	LOUISIANA			DNP																	
Feb. 17	vs. Clemson			DNP																	
Feb. 17	vs. Utah			DNP																	
Feb. 18	vs. UC Davis	*	L	6.2	4	2	1	1	7	1	0	0	0	0	0	26	77	.60	0	1	0
Feb. 22	vs. UCF																				
Feb. 22	vs. Notre Dame																				
Feb. 23	vs. Oklahoma																				
Feb. 24	vs. Fresno State																				
Feb. 24	vs. Cal State Fullerton																				
Feb. 29	SOUTHERN MISS																				
Mar. 1	TROY																				
Mar. 2	ALCORN STATE																				
Mar. 2	TROY																				
Mar. 3	ALCORN STATE																				
Mar. 3	SAMFORD																				
Mar. 8	at Ole Miss*																				
Mar. 9	at Ole Miss*																				
Mar. 10	at Ole Miss*																				
Mar. 12	MEMPHIS																				
Mar. 12	MEMPHIS																				
Mar. 13	ULM																				
Mar. 15	TEXAS A&M*																				
Mar. 16	TEXAS A&M*																				
Mar. 17	TEXAS A&M*																				
Mar. 20	at Alabama State																				
Mar. 20	at Alabama State																				
Mar. 22	at Arkansas*																				
Mar. 23	at Arkansas*																				
Mar. 24	at Arkansas*																				
Mar. 28	FLORIDA*																				
Mar. 29	FLORIDA*																				
Mar. 30	FLORIDA*																				
Apr. 3	at UAB																				
Apr. 5	at South Carolina*																				
Apr. 6	at South Carolina*																				
Apr. 7	at South Carolina*																				
Apr. 10	SOUTH ALABAMA																				
Apr. 12	TENNESSEE*																				
Apr. 13	TENNESSEE*																				
Apr. 14	TENNESSEE*																				
Apr. 17	vs. Southern Miss																				
Apr. 23	at Samford																				
Apr. 27	at Missouri*																				
Apr. 28	at Missouri*																				
Apr. 29	at Missouri*																				
May 3	GEORGIA*																				
May 4	GEORGIA*																				
May 5	GEORGIA*																				

STANDOUT GAMES

	2024	CAREER
5+ Strikeouts	1	17
10+ Strikeouts	--	1
2-run or less CG	1	7

STREAKS

	ACTIVE	CAREER
Wins	1	5
Scoreless Innings	5.0	9.1

	ERA	W-L	APP	GS	CG	SHD	SV	IP	H	R	ER	BB	SO	2B	3B	HR	BF	B/AVG	WP	HP	PO	A	E	FLD
2020*	4.36	4-4	15	10	2	0	2	69.0	79	48	43	23	43	13	3	9	313	.285	1	7	3	11	0	1.000
2021*	4.53	13-10	34	25	8	1	0	148.1	189	114	96	46	67	33	5	26	701	.307	2	17	4	30	1	.971
2022	2.37	4-0	18	6	0	0	2	44.1	41	18	15	12	39	4	1	8	189	.237	2	1	1	14	0	1.000
2023	3.13	4-7	21	12	1	0	2	62.2	68	37	28	23	62	11	0	4	283	.273	5	5	1	12	1	.929
2024	0.60	1-1	2	2	2	1	0	11.2	4	2	1	1	16	1	0	0	42	.103	0	0	0	2	0	1.000
TOTAL	3.81	26-22	90	55	13	2	6	336.0	381	219	183	105	227	62	9	47	1528	.281	10	30	9	69	2	.975

* at New Mexico State





43 HOSANNA LINDBLADE P

FRESHMAN | R/R | 6-0 // WALLER, TEXAS (HOMESCHOOLED)

SEASON HIGHS

Innings	
Longest Start	
Shortest Start	
Longest Relief	
Strikeouts	
Walks	
Hits	
Runs	
Earned Runs	
Pitch Count	
Putouts	
Assists	

CAREER HIGHS

Innings	
Longest Start	
Shortest Start	
Longest Relief	
Strikeouts	
Walks	
Hits	
Runs	
Earned Runs	
Pitch Count	
Putouts	
Assists	

NOTEWORTHY

- » Has not seen game action.
- » Tabbed the No. 45 prospect in the nation by Extra Inning Softball and the No. 21 pitcher in the class.
- » Was homeschooled but was a six-year letterwinner for her area homeschool team HCYA Homeschool.
- » Team won state championships in 2018, 2019 and 2021.
- » Went on to win the NACA National Championship in 2021 and was a member of the NACA All-Tournament Team.
- » Named a high school All-American in 2021.

LINDBLADE'S GAME-BY-GAME STATS

DATE	OPPONENT	GS	DEC.	IP	H	R	ER	BB	SO	2B	3B	HR	WP	HBP	IBB	BF	PC	ERA	PO	A	E	
Feb. 9	UAB			DNP																		
Feb. 9	IUPUI			DNP																		
Feb. 10	IUPUI			DNP																		
Feb. 10	UAB			DNP																		
Feb. 13	LOUISIANA			DNP																		
Feb. 13	LOUISIANA			DNP																		
Feb. 17	vs. Clemson			DNP																		
Feb. 17	vs. Utah			DNP																		
Feb. 18	vs. UC Davis			DNP																		
Feb. 22	vs. UCF																					
Feb. 22	vs. Notre Dame																					
Feb. 23	vs. Oklahoma																					
Feb. 24	vs. Fresno State																					
Feb. 24	vs. Cal State Fullerton																					
Feb. 29	SOUTHERN MISS																					
Mar. 1	TROY																					
Mar. 2	ALCORN STATE																					
Mar. 2	TROY																					
Mar. 3	ALCORN STATE																					
Mar. 3	SAMFORD																					
Mar. 8	at Ole Miss*																					
Mar. 9	at Ole Miss*																					
Mar. 10	at Ole Miss*																					
Mar. 12	MEMPHIS																					
Mar. 12	MEMPHIS																					
Mar. 13	ULM																					
Mar. 15	TEXAS A&M*																					
Mar. 16	TEXAS A&M*																					
Mar. 17	TEXAS A&M*																					
Mar. 20	at Alabama State																					
Mar. 20	at Alabama State																					
Mar. 22	at Arkansas*																					
Mar. 23	at Arkansas*																					
Mar. 24	at Arkansas*																					
Mar. 28	FLORIDA*																					
Mar. 29	FLORIDA*																					
Mar. 30	FLORIDA*																					
Apr. 3	at UAB																					
Apr. 5	at South Carolina*																					
Apr. 6	at South Carolina*																					
Apr. 7	at South Carolina*																					
Apr. 10	SOUTH ALABAMA																					
Apr. 12	TENNESSEE*																					
Apr. 13	TENNESSEE*																					
Apr. 14	TENNESSEE*																					
Apr. 17	vs. Southern Miss																					
Apr. 23	at Samford																					
Apr. 27	at Missouri*																					
Apr. 28	at Missouri*																					
Apr. 29	at Missouri*																					
May 3	GEORGIA*																					
May 4	GEORGIA*																					
May 5	GEORGIA*																					

STANDOUT GAMES

	2024	CAREER
5+ Strikeouts	--	--
10+ Strikeouts	--	--
2-run or less CG	--	--

STREAKS

	ACTIVE	CAREER
Wins	--	--
Scoreless Innings	--	--

	ERA	W-L	APP	GS	CG	SHO	SV	IP	H	R	ER	BB	SO	2B	3B	HR	BF	B/AVG	WP	HP	PO	A	E	FLD
2024	--	0-0	0	0	0	0	0	0.0	0	0	0	0	0	0	0	0	0	--	0	0	0	0	0	--
TOTAL	--	0-0	0	0	0	0	0	0.0	0	0	0	0	0	0	0	0	0	--	0	0	0	0	0	--



47

SALEN HAWKINS INF

FRESHMAN | 5-4 | R/R // PHOENIX, ARIZ. (DESERT VISTA HS)



SEASON HIGHS

At-Bats	3	6x, last, vs. UC Davis, 2/18/24
Hits	2	2x, last, vs. Utah, 2/18/24
Runs Scored	2	vs. Clemson, 2/17/24
Runs Batted In	4	vs. Utah, 2/17/24
Doubles	2	vs. Utah, 2/17/24
Home Runs	1	2x, last, Clemson, 2/17/24
Putouts	4	vs. UC Davis, 2/18/24
Assists	4	Louisiana, 2/13/24
Hitting Streak	3 gm	2/10/24, vs. UAB to current

CAREER HIGHS

At-Bats	3	3x, last, Louisiana, 2/13/24
Hits	2	Louisiana, 2/13/24
Runs Scored	2	vs. Clemson, 2/17/24
Runs Batted In	4	vs. Utah, 2/17/24
Doubles	2	vs. Utah, 2/17/24
Home Runs	1	Louisiana, 2/13/24
Putouts	4	vs. UC Davis, 2/18/24
Assists	4	Louisiana, 2/13/24
Hitting Streak	3 gm	2/10/24, vs. UAB to current

NOTEWORTHY

- » Has started all nine games at second base.
- » Ranks third on the team in hits and runs (6).
- » Drove two two-run doubles in back-to-back innings vs. **No. 13 Utah (2/17)**.
- » Singled and scored twice in the win vs. **No. 8 Clemson (2/17)**.
- » Went 2-for-3 with a walk and a run scored in Game 1 against **No. 23 Louisiana (2/13)**.
- » Turned an unassisted double play in that game.
- » Added a single and a career-high four assists in the nightcap against the **Ragin' Cajuns (2/13)**.
- » Recorded a career-high three putouts and three assists against **UAB (2/10)**.
- » Drove in a run with her first career hit against **UAB (2/9)** on Opening Day.
- » Considered the No. 21 middle infielder in the class by Extra Inning Softball.
- » Latest commit and signee in State's freshman class, joining the Bulldogs in the summer of 2023.
- » Named to the Extra Innings Softball All-Summer Team in 2021 after batting .533 at the Alliance Championship with a .696 on-base percentage.

HAWKINS' GAME-BY-GAME STATS

DATE	OPPONENT	POS	AB	R	H	RBI	2B	3B	HR	BB	SB	CS	HBP	SH	SF	GDP	K	PO	A	E	AVG
Feb. 9	UAB	*2B	3	0	1	1	0	0	0	0	0	0	0	0	0	0	1	0	1	0	.333
Feb. 9	IUPUI	*2B	2	0	0	0	0	0	0	0	0	0	0	0	0	0	0	0	0	0	.200
Feb. 10	IUPUI	*2B	1	1	0	0	0	0	0	0	0	0	0	1	0	0	0	0	0	0	.167
Feb. 10	UAB	*2B	3	1	1	0	0	0	0	0	0	0	0	0	0	0	3	3	0	0	.222
Feb. 13	LOUISIANA	*2B	3	1	2	0	0	0	0	1	0	0	0	0	0	0	0	1	3	0	.333
Feb. 13	LOUISIANA	*2B	3	0	1	0	0	0	0	0	0	0	0	0	0	0	1	0	4	0	.333
Feb. 17	vs. Clemson	*2B	3	2	1	0	0	0	0	1	0	0	0	0	0	0	1	0	0	0	.333
Feb. 17	vs. Utah	*2B	4	1	2	4	2	0	0	0	0	0	0	0	0	0	0	0	3	0	.364
Feb. 18	vs. UC Davis	*2B	3	0	0	0	0	0	0	0	0	0	0	0	0	0	0	4	0	0	.320
Feb. 22	vs. UCF																				
Feb. 22	vs. Notre Dame																				
Feb. 23	vs. Oklahoma																				
Feb. 24	vs. Fresno State																				
Feb. 24	vs. Cal State Fullerton																				
Feb. 29	SOUTHERN MISS																				
Mar. 1	TROY																				
Mar. 2	ALCORN STATE																				
Mar. 2	TROY																				
Mar. 3	ALCORN STATE																				
Mar. 3	SAMFORD																				
Mar. 8	at Ole Miss*																				
Mar. 9	at Ole Miss*																				
Mar. 10	at Ole Miss*																				
Mar. 12	MEMPHIS																				
Mar. 12	MEMPHIS																				
Mar. 13	ULM																				
Mar. 15	TEXAS A&M*																				
Mar. 16	TEXAS A&M*																				
Mar. 17	TEXAS A&M*																				
Mar. 20	at Alabama State																				
Mar. 20	at Alabama State																				
Mar. 22	at Arkansas*																				
Mar. 23	at Arkansas*																				
Mar. 24	at Arkansas*																				
Mar. 28	FLORIDA*																				
Mar. 29	FLORIDA*																				
Mar. 30	FLORIDA*																				
Apr. 3	at UAB																				
Apr. 5	at South Carolina*																				
Apr. 6	at South Carolina*																				
Apr. 7	at South Carolina*																				
Apr. 10	SOUTH ALABAMA																				
Apr. 12	TENNESSEE*																				
Apr. 13	TENNESSEE*																				
Apr. 14	TENNESSEE*																				
Apr. 17	vs. Southern Miss																				
Apr. 23	at Samford																				
Apr. 27	at Missouri*																				
Apr. 28	at Missouri*																				
Apr. 29	at Missouri*																				
May 3	GEORGIA*																				
May 4	GEORGIA*																				
May 5	GEORGIA*																				

MULTI-HIT GAMES

	2	3	4	5+	TOTAL
2024	1	--	--	--	1
TOTAL	1	--	--	--	1

MULTI-RBI GAMES

	2	3	4	5+	TOTAL
2024	--	--	--	--	--
TOTAL	--	--	--	--	--

	AVG	GP-GS	AB	R	H	2B	3B	HR	RBI	TB	SLG	BB	HBP	SO	GDP	OBP	SF	SH	SB-ATT	PO	A	E	FLD
2024	.320	9-9	25	6	8	2	0	0	5	10	.400	2	0	3	0	.370	0	1	0-0	8	14	0	1.000
TOTAL	.320	9-9	25	6	8	2	0	0	5	10	.400	2	0	3	0	.370	0	1	0-0	8	14	0	1.000





48 DELAINEY EVERETT P

FRESHMAN | L/L | 5-5 // OAKDALE, CALIF. (OAKDALE HS)

SEASON HIGHS

At-Bats		
Hits		
Runs Scored		
Runs Batted In		
Doubles		
Triples		
Home Runs		
Walks		
Stolen Bases		
Putouts		
Assists	1	UAB, 2/10/24
Hitting Streak		

CAREER HIGHS

At-Bats		
Hits		
Runs Scored		
Runs Batted In		
Doubles		
Triples		
Home Runs		
Walks		
Stolen Bases		
Putouts		
Assists	1	UAB, 2/10/24
Hitting Streak		

NOTEWORTHY

- » Considered the No. 29 prospect in the nation by Extra Inning Softball.
- » Pitched to a 0.54 ERA in fall ball, allowing one hit in 13.0 innings while striking out 28.
- » Named the CalHiSports.com Player of the Year and MaxPreps First Team All-League in 2022.
- » Hit .524 and pitched to a 0.48 ERA as a high school sophomore while striking out 131 batters over 82.1 innings.
- » Brought her ERA down to 0.47 in 104.2 innings as a junior while striking out 196 batters and posting a .451 average at the plate.
- » *See pitcher page for additional notes* »

EVERETT'S GAME-BY-GAME STATS

DATE	OPPONENT	POS	AB	R	H	RBI	2B	3B	HR	BB	SB	CS	HBP	SH	SF	GDP	K	PO	A	E	AVG	
Feb. 9	UAB	P	0	0	0	0	0	0	0	0	0	0	0	0	0	0	0	0	0	0	0	.000
Feb. 9	IUPUI																					DNP
Feb. 10	IUPUI																					DNP
Feb. 10	UAB	P	0	0	0	0	0	0	0	0	0	0	0	0	0	0	0	0	1	0	0	.000
Feb. 13	LOUISIANA																					DNP
Feb. 13	LOUISIANA																					DNP
Feb. 17	vs. Clemson																					DNP
Feb. 17	vs. Utah																					DNP
Feb. 18	vs. UC Davis																					DNP
Feb. 22	vs. UCF																					
Feb. 22	vs. Notre Dame																					
Feb. 23	vs. Oklahoma																					
Feb. 24	vs. Fresno State																					
Feb. 24	vs. Cal State Fullerton																					
Feb. 29	SOUTHERN MISS																					
Mar. 1	TROY																					
Mar. 2	ALCORN STATE																					
Mar. 2	TROY																					
Mar. 3	ALCORN STATE																					
Mar. 3	SAMFORD																					
Mar. 8	at Ole Miss*																					
Mar. 9	at Ole Miss*																					
Mar. 10	at Ole Miss*																					
Mar. 12	MEMPHIS																					
Mar. 12	MEMPHIS																					
Mar. 13	ULM																					
Mar. 15	TEXAS A&M*																					
Mar. 16	TEXAS A&M*																					
Mar. 17	TEXAS A&M*																					
Mar. 20	at Alabama State																					
Mar. 20	at Alabama State																					
Mar. 22	at Arkansas*																					
Mar. 23	at Arkansas*																					
Mar. 24	at Arkansas*																					
Mar. 28	FLORIDA*																					
Mar. 29	FLORIDA*																					
Mar. 30	FLORIDA*																					
Apr. 3	at UAB																					
Apr. 5	at South Carolina*																					
Apr. 6	at South Carolina*																					
Apr. 7	at South Carolina*																					
Apr. 10	SOUTH ALABAMA																					
Apr. 12	TENNESSEE*																					
Apr. 13	TENNESSEE*																					
Apr. 14	TENNESSEE*																					
Apr. 17	vs. Southern Miss																					
Apr. 23	at Samford																					
Apr. 27	at Missouri*																					
Apr. 28	at Missouri*																					
Apr. 29	at Missouri*																					
May 3	GEORGIA*																					
May 4	GEORGIA*																					
May 5	GEORGIA*																					

MULTI-HIT GAMES

	2	3	4	5+	TOTAL
2024	--	--	--	--	0
TOTAL	--	--	--	--	0

MULTI-RBI GAMES

	2	3	4	5+	TOTAL
2024	--	--	--	--	0
TOTAL	--	--	--	--	0

	ERA	W-L	APP	GS	CG	SHO	SV	IP	H	R	ER	BB	SO	2B	3B	HR	BF	B/AVG	WP	HP	PO	A	E	FLD
2024	.000	0-0	2	0	0	0	0	3-0	4	1	1	0	3	0	0	0	13	.308	0	0	0	1	0	1.000
TOTAL	.000	0-0	2	0	0	0	0	3-0	4	1	1	0	3	0	0	0	13	.308	0	0	0	1	0	1.000





48 DELANEY EVERETT P

FRESHMAN | L/L | 5-5 // OAKDALE, CALIF. (OAKDALE HS)

SEASON HIGHS

Innings	2.0	UAB, 2/10/24
Longest Start		
Shortest Start		
Longest Relief	2.0	UAB, 2/10/24
Strikeouts	2	UAB, 2/9/24
Walks		
Hits	3	UAB, 2/10/24
Runs	1	UAB, 2/10/24
Earned Runs	1	UAB, 2/10/24
Pitch Count	33	UAB, 2/10/24
Putouts		
Assists	1	UAB, 2/10/24

CAREER HIGHS

Innings	2.0	UAB, 2/10/24
Longest Start		
Shortest Start		
Longest Relief	2.0	UAB, 2/10/24
Strikeouts	2	UAB, 2/9/24
Walks		
Hits	3	UAB, 2/10/24
Runs	1	UAB, 2/10/24
Earned Runs	1	UAB, 2/10/24
Pitch Count	33	UAB, 2/10/24
Putouts		
Assists	1	UAB, 2/10/24

NOTEWORTHY

- » Has made two appearances in the circle, both in relief.
- » Retired three of the four batters she faced, including two strikeouts, in her Opening Day debut against **UAB (2/9)**.
- » Tossed 2.0 innings in relief against the **Blazers (2/10)**, striking out one.

EVERETT'S GAME-BY-GAME STATS

DATE	OPPONENT	GS	DEC.	IP	H	R	ER	BB	SO	2B	3B	HR	WP	HBP	IBB	BF	PC	ERA	PO	A	E
Feb. 9	UAB		--	1.0	1	0	0	0	2	0	0	0	0	0	0	4	18	0.00	0	0	0
Feb. 9	IUPUI			DNP																	
Feb. 10	IUPUI			DNP																	
Feb. 10	UAB		--	2.0	3	1	1	0	1	0	0	0	0	0	0	9	33	0.00	0	1	0
Feb. 13	LOUISIANA			DNP																	
Feb. 13	LOUISIANA			DNP																	
Feb. 17	vs. Clemson			DNP																	
Feb. 17	vs. Utah			DNP																	
Feb. 18	vs. UC Davis			DNP																	
Feb. 22	vs. UCF																				
Feb. 22	vs. Notre Dame																				
Feb. 23	vs. Oklahoma																				
Feb. 24	vs. Fresno State																				
Feb. 24	vs. Cal State Fullerton																				
Feb. 29	SOUTHERN MISS																				
Mar. 1	TROY																				
Mar. 2	ALCORN STATE																				
Mar. 2	TROY																				
Mar. 3	ALCORN STATE																				
Mar. 3	SAMFORD																				
Mar. 8	at Ole Miss*																				
Mar. 9	at Ole Miss*																				
Mar. 10	at Ole Miss*																				
Mar. 12	MEMPHIS																				
Mar. 12	MEMPHIS																				
Mar. 13	ULM																				
Mar. 15	TEXAS A&M*																				
Mar. 16	TEXAS A&M*																				
Mar. 17	TEXAS A&M*																				
Mar. 20	at Alabama State																				
Mar. 20	at Alabama State																				
Mar. 22	at Arkansas*																				
Mar. 23	at Arkansas*																				
Mar. 24	at Arkansas*																				
Mar. 28	FLORIDA*																				
Mar. 29	FLORIDA*																				
Mar. 30	FLORIDA*																				
Apr. 3	at UAB																				
Apr. 5	at South Carolina*																				
Apr. 6	at South Carolina*																				
Apr. 7	at South Carolina*																				
Apr. 10	SOUTH ALABAMA																				
Apr. 12	TENNESSEE*																				
Apr. 13	TENNESSEE*																				
Apr. 14	TENNESSEE*																				
Apr. 17	vs. Southern Miss																				
Apr. 23	at Samford																				
Apr. 27	at Missouri*																				
Apr. 28	at Missouri*																				
Apr. 29	at Missouri*																				
May 3	GEORGIA*																				
May 4	GEORGIA*																				
May 5	GEORGIA*																				

STANDOUT GAMES

	2024	CAREER
5+ Strikeouts	--	--
10+ Strikeouts	--	--
2-run or less CG	--	--

STREAKS

	ACTIVE	CAREER
Wins	--	--
Scoreless Innings	1.2	1.2

	AVG	GP-GS	AB	R	H	2B	3B	HR	RBI	TB	SLG	BB	HBP	SO	GDP	OBP	SF	SH	SB-ATT	PO	A	E	FLD
2024	.000	0-0	0	0	0	0	0	0	0	0	.000	0	0	0	0	.000	0	0	0-0	0	1	0	1.000
TOTAL	.000	0-0	0	0	0	0	0	0	0	0	.000	0	0	0	0	.000	0	0	0-0	0	1	0	1.000



55 JOSEY MARRON P

SOPHOMORE | R/R | 5-8 // GRIMES, IOWA. (NORTHWEST HS)



SEASON HIGHS

Innings	7.0	Louisiana, 2/13/24
Longest Start	7.0	Louisiana, 2/13/24
Shortest Start	4.1	vs. Utah, 2/17/24
Longest Relief		
Strikeouts	9	IUPUI, 2/9/24
Walks		
Hits	5	2x, last, vs. Utah, 2/17/24
Runs	2	vs. Utah, 2/17/24
Earned Runs	1	2x, last, Utah, 2/17/24
Pitch Count	83	Louisiana, 2/13/24
Putouts	1	vs. Utah, 2/17/24
Assists	3	Louisiana, 2/13/24

CAREER HIGHS

Innings	7.0	2x, last, Louisiana, 2/13/24
Longest Start	7.0	2x, last, Louisiana, 2/13/24
Shortest Start	0.1	Arkansas, 4/1/23
Longest Relief	7.0	at Auburn, 5/6/23
Strikeouts	13	vs. Furman, 2/26/23
Walks	3	at Auburn, 5/6/23
Hits	7	at LSU, 4/23/23
Runs	5	Oklahoma, 3/10/23
Earned Runs	4	2x, last, at LSU, 4/23/23
Pitch Count	102	at Auburn, 5/6/23
Putouts	1	vs. Utah, 2/17/24
Assists	3	Louisiana, 2/13/24

NOTEWORTHY

- » Boasts a 0.86 ERA that is No. 74 in the nation.
- » Leads the team with 17 strikeouts and three wins.
- » Among the top 25 nationally in strikeout-to-walk ratio (99.99; 1st), walks per seven innings (0.00; 1st) and WHIP (0.61; 22nd).
- » Went 4.1 innings in the win vs. **No. 13 Utah (2/17)**, allowing just one earned run.
- » Threw her fifth career complete game against **No. 23 Louisiana (2/13)**, holding the Ragin' Cajuns to just one run.
- » Tossed her first career no-hitter and the 24th in school history against **IUPUI (2/9)**.
- » Struck out nine of 16 batters faced in 5.0 innings against the Jaguars.
- » No-hitter was the first half of the first consecutive no-hitters in program history.
- » Holds a career record of 11-2 and State is 14-2 in her 16 career starts.
- » Has thrown five complete games, including four solo shutouts.
- » Led MSU in wins (8), ERA (2.38), strikeouts (95), innings (79.1) and opposing batting average (.217) last year.
- » Finished the regular season among top 45 nationally in strikeout-to-walk ratio (5.28; 26th), strikeout rate (28.3%; 39th), strikeouts per seven innings (8.38; 41st) and FIP (1.84; 24th).
- » Strikeout total was the fifth-highest by an MSU freshmen in school history.
- » Tied the MSU freshman record with 13 strikeouts in a one-hit shutout vs. **Furman (2/26)**.
- » Tossed 7.0 innings at **No. 17 Auburn (5/7)** without allowing an earned run while striking out seven to earn the extra-innings victory.

MARRON'S GAME-BY-GAME STATS

DATE	OPPONENT	GS	DEC.	IP	H	R	ER	BB	SO	2B	3B	HR	WP	HBP	IBB	BF	PC	ERA	PO	A	E
Feb. 9	UAB			DNP																	
Feb. 9	IUPUI	*	W	5.0	0	0	0	0	9	0	0	0	0	0	0	16	59	0.00	0	1	0
Feb. 10	IUPUI			DNP																	
Feb. 10	UAB			DNP																	
Feb. 13	LOUISIANA			DNP																	
Feb. 13	LOUISIANA	*	W	7.0	5	1	1	0	5	2	0	0	0	1	0	27	83	0.58	0	3	0
Feb. 17	vs. Clemson			DNP																	
Feb. 17	vs. Utah	*	W	4.1	5	2	1	0	3	0	0	1	0	0	0	20	71	.86	1	1	0
Feb. 18	vs. UC Davis			DNP																	
Feb. 22	vs. UCF																				
Feb. 22	vs. Notre Dame																				
Feb. 23	vs. Oklahoma																				
Feb. 24	vs. Fresno State																				
Feb. 24	vs. Cal State Fullerton																				
Feb. 29	SOUTHERN MISS																				
Mar. 1	TROY																				
Mar. 2	ALCORN STATE																				
Mar. 2	TROY																				
Mar. 3	ALCORN STATE																				
Mar. 3	SAMFORD																				
Mar. 8	at Ole Miss*																				
Mar. 9	at Ole Miss*																				
Mar. 10	at Ole Miss*																				
Mar. 12	MEMPHIS																				
Mar. 12	MEMPHIS																				
Mar. 13	ULM																				
Mar. 15	TEXAS A&M*																				
Mar. 16	TEXAS A&M*																				
Mar. 17	TEXAS A&M*																				
Mar. 20	at Alabama State																				
Mar. 20	at Alabama State																				
Mar. 22	at Arkansas*																				
Mar. 23	at Arkansas*																				
Mar. 24	at Arkansas*																				
Mar. 28	FLORIDA*																				
Mar. 29	FLORIDA*																				
Mar. 30	FLORIDA*																				
Apr. 3	at UAB																				
Apr. 5	at South Carolina*																				
Apr. 6	at South Carolina*																				
Apr. 7	at South Carolina*																				
Apr. 10	SOUTH ALABAMA																				
Apr. 12	TENNESSEE*																				
Apr. 13	TENNESSEE*																				
Apr. 14	TENNESSEE*																				
Apr. 17	vs. Southern Miss																				
Apr. 23	at Samford																				
Apr. 27	at Missouri*																				
Apr. 28	at Missouri*																				
Apr. 29	at Missouri*																				
May 3	GEORGIA*																				
May 4	GEORGIA*																				
May 5	GEORGIA*																				

STANDOUT GAMES

	2024	CAREER
5+ Strikeouts	1	9
10+ Strikeouts	--	1
2-run or less CG	2	5

STREAKS

	ACTIVE	CAREER
Wins	2	6
Scoreless Innings	3.2	18.0

	ERA	W-L	APP	GS	CG	SHD	SV	IP	H	R	ER	BB	SO	2B	3B	HR	BF	B/AVG	WP	HP	PO	A	E	FLD
2023	2.38	8-2	22	13	3	2	1	79.1	65	33	27	18	95	12	0	5	334	.217	10	9	0	11	2	.846
2024	0.86	3-0	3	3	2	1	0	16.1	10	3	2	0	17	2	0	1	63	.161	0	1	1	5	0	1.000
TOTAL	2.12	12-2	22	16	5	3	1	95.2	75	36	29	18	112	14	0	6	397	.207	10	10	0	16	2	.895





67

KYLEE EDWARDS INF

FRESHMAN | 5-6 | R/R // WALDRON, IND. (SHELBYVILLE HS)

SEASON HIGHS

At-Bats	3	vs. UC Davis, 2/18/24
Hits	2	2x, last, vs UC Davis, 2/18/24
Runs Scored	2	2x, last, IUPUI, 2/10/24
Runs Batted In	1	2x, last, IUPUI, 2/10/24
Doubles	1	3x, last, UC Davis, 2/18/24
Triples	1	vs. UC Davis, 2/18/24
Home Runs	1	UAB, 2/9/24
Walks	1	4x, last, Utah, 2/17/24
Stolen Bases	1	IUPUI, 2/10/24
Putouts	2	2x, last, Louisiana, 2/13/24
Assists	3	vs. UC Davis, 2/18/24
Hitting Streak	3 gm	2/9/24, UAB to 2/10/24, IUPUI

CAREER HIGHS

At-Bats	3	vs. UC Davis, 2/18/24
Hits	2	2x, last, UC Davis, 2/18/24
Runs Scored	2	2x, last, IUPUI, 2/10/24
Runs Batted In	1	2x, last, IUPUI, 2/10/24
Doubles	1	3x, last, UC Davis, 2/18/24
Triples	1	vs. UC Davis, 2/18/24
Home Runs	1	UAB, 2/9/24
Walks	1	4x, last, Utah, 2/17/24
Stolen Bases	1	IUPUI, 2/10/24
Putouts	2	2x, last, Louisiana, 2/13/24
Assists	3	vs. UC Davis, 2/18/24
Hitting Streak	3 gm	2/9/24, UAB to 2/10/24, IUPUI

NOTEWORTHY

- » Has played in all nine games, starting eight at shortstop.
- » Tied for the team lead with three doubles and a triple.
- » Second on the team in slugging percentage (.750) and fifth in on-base percentage (.458).
- » Has a .571 on-base percentage and .800 slugging percentage when hitting with two strikes, and both marks are top-10 in the SEC.
- » Went 2-for-3 with a double and triple **vs. UC Davis (2/18)**.
- » Singled and walked against **No. 23 Louisiana (2/13)**.
- » Hit .500 in her first weekend of collegiate action at **The Snowman (2/9-10)**.
- » Went 2-for-2 with an RBI double against the **Jaguars (2/10)**.
- » Doubled against **IUPUI (2/9)**.
- » Homered on the first pitch she saw in her career against **UAB (2/9)**.
- » Ranked No. 16 nationally by Extra Inning Softball and considered the No. 9 infielder in the class.
- » Tabbed the No. 7 middle infielder according to Fast Pitch Network.
- » Selected as a USA Elite All-American for three consecutive years (2016-18).
- » Earned IHSAA First Team All-State honors and was the 2022 Shelbyville News Player of the Year while also earning HHC All-Conference recognition and being named to the All-USA Central Indiana Indy Star Super Team.
- » Was a 1,000-point scorer in basketball and holds her high school's scoring record.
- » Was the No. 88 women's basketball prospect in Indiana.

EDWARDS' GAME-BY-GAME STATS

DATE	OPPONENT	POS	AB	R	H	RBI	2B	3B	HR	BB	SB	CS	HBP	SH	SF	GDP	K	PO	A	E	AVG
Feb. 9	UAB	*SS	2	2	1	1	0	0	1	1	0	0	0	0	0	0	1	0	1	0	.500
Feb. 9	IUPUI	*SS	2	0	1	0	1	0	0	0	0	0	0	0	0	0	0	0	2	0	.500
Feb. 10	IUPUI	*SS	2	2	2	1	1	0	0	0	1	0	0	0	0	0	0	0	1	1	.667
Feb. 10	UAB	*SS	2	0	0	0	0	0	0	1	0	0	0	0	0	0	0	0	1	0	.500
Feb. 13	LOUISIANA	PR/SS	1	0	0	0	0	0	0	0	0	0	0	0	0	0	1	2	0	0	.444
Feb. 13	LOUISIANA	*SS	2	0	1	0	0	0	0	1	0	0	0	0	0	0	0	2	0	0	.455
Feb. 17	vs. Clemson	*SS	4	0	0	0	0	0	0	0	0	0	0	0	0	0	0	0	2	0	.333
Feb. 17	vs. Utah	*SS	2	0	0	0	0	0	0	1	0	0	0	0	0	0	0	0	1	1	.294
Feb. 18	vs. UC Davis	*SS	3	0	2	0	1	1	0	0	0	0	0	0	0	0	0	0	3	1	.350
Feb. 22	vs. UCF																				
Feb. 22	vs. Notre Dame																				
Feb. 23	vs. Oklahoma																				
Feb. 24	vs. Fresno State																				
Feb. 24	vs. Cal State Fullerton																				
Feb. 29	SOUTHERN MISS																				
Mar. 1	TROY																				
Mar. 2	ALCORN STATE																				
Mar. 2	TROY																				
Mar. 3	ALCORN STATE																				
Mar. 3	SAMFORD																				
Mar. 8	at Ole Miss*																				
Mar. 9	at Ole Miss*																				
Mar. 10	at Ole Miss*																				
Mar. 12	MEMPHIS																				
Mar. 12	MEMPHIS																				
Mar. 13	ULM																				
Mar. 15	TEXAS A&M*																				
Mar. 16	TEXAS A&M*																				
Mar. 17	TEXAS A&M*																				
Mar. 20	at Alabama State																				
Mar. 20	at Alabama State																				
Mar. 22	at Arkansas*																				
Mar. 23	at Arkansas*																				
Mar. 24	at Arkansas*																				
Mar. 28	FLORIDA*																				
Mar. 29	FLORIDA*																				
Mar. 30	FLORIDA*																				
Apr. 3	at UAB																				
Apr. 5	at South Carolina*																				
Apr. 6	at South Carolina*																				
Apr. 7	at South Carolina*																				
Apr. 10	SOUTH ALABAMA																				
Apr. 12	TENNESSEE*																				
Apr. 13	TENNESSEE*																				
Apr. 14	TENNESSEE*																				
Apr. 17	vs. Southern Miss																				
Apr. 23	at Samford																				
Apr. 27	at Missouri*																				
Apr. 28	at Missouri*																				
Apr. 29	at Missouri*																				
May 3	GEORGIA*																				
May 4	GEORGIA*																				
May 5	GEORGIA*																				

MULTI-HIT GAMES

	2	3	4	5+	TOTAL
2024	--	--	--	--	--
TOTAL	--	--	--	--	--

MULTI-RBI GAMES

	2	3	4	5+	TOTAL
2024	--	--	--	--	--
TOTAL	--	--	--	--	--

	AVG	GP-GS	AB	R	H	2B	3B	HR	RBI	TB	SLG	BB	HBP	SO	GDP	OBP	SF	SH	SB-ATT	PO	A	E	FLD
2024	.350	9-8	20	4	7	3	1	1	2	15	.750	4	0	2	0	.458	0	0	1-1	4	11	3	.833
TOTAL	.350	9-8	20	4	7	3	1	1	2	15	.750	4	0	2	0	.458	0	0	1-1	4	11	3	.833





74

ELLA WESOLOWSKI C/OF

FRESHMAN | 5-7 | R/R // WILLIAMSVILLE, N.Y. (WILLIAMSVILLE EAST HS)

SEASON HIGHS

At-Bats	4	Louisiana, 2/13/24
Hits	3	Louisiana, 2/13/24
Runs Scored	2	Louisiana, 2/13/24
Runs Batted In	3	IUPUI, 2/9/24
Doubles	1	UAB, 2/9/24
Home Runs	1	IUPUI, 2/9/24
Putouts	9	IUPUI, 2/10/24
Assists	1	vs. UC Davis, 2/18/24
Hitting Streak	2 gm	2/9/24, UAB to 2/9/24, IUPUI

CAREER HIGHS

At-Bats	4	Louisiana, 2/13/24
Hits	3	Louisiana, 2/13/24
Runs Scored	2	Louisiana, 2/13/24
Runs Batted In	3	IUPUI, 2/9/24
Doubles	1	UAB, 2/9/24
Home Runs	1	IUPUI, 2/9/24
Putouts	9	IUPUI, 2/10/24
Assists	1	vs. UC Davis, 2/18/24
Hitting Streak	2 gm	2/9/24, UAB to 2/9/24, IUPUI

NOTEWORTHY

- » Has played in all nine games, starting seven between catcher, right field and designated player.
- » Third on the team in homers (1) and RBIs (7).
- » Singled home a run in the win **vs. No. 13 Utah (2/17)** and came around to score.
- » Went 3-for-4 against **No. 23 Louisiana (2/13)** with an RBI and two runs scored.
- » Hit a three-run homer against **IUPUI (2/10)**.
- » Delivered a two-run double in her debut against **UAB (2/9)**.
- » Considered the No. 81 prospect in the class by Extra Inning Softball.
- » High school won the state championship in 2019 behind a 27-0 record and three Section 6 Class A-1 championships (2019, 2021, 2022).
- » Named NYS Player of the Year and First Team All-NYS and was selected to the PGF Futures All-American Game in 2021.
- » Wears No. 74 because her overhand velocity behind the plate topped out at 74 mph while at an MSU camp in her recruiting process.

WESOLOWSKI'S GAME-BY-GAME STATS

DATE	OPPONENT	POS	AB	R	H	RBI	2B	3B	HR	BB	SB	CS	HBP	SH	SF	GDP	K	PO	A	E	AVG
Feb. 9	UAB	*C	3	1	1	2	1	0	0	0	0	0	0	0	0	0	0	8	0	0	.333
Feb. 9	IUPUI	*RF	3	1	1	3	0	0	1	0	0	0	0	0	0	0	0	0	0	0	.333
Feb. 10	IUPUI	*C	2	1	0	0	0	0	0	0	0	0	0	0	0	0	0	9	0	0	.250
Feb. 10	UAB	*RF	2	0	0	0	0	0	0	0	0	0	0	0	1	0	0	0	0	0	.200
Feb. 13	LOUISIANA	*C	4	2	3	1	0	0	0	0	0	0	0	0	0	0	0	3	0	0	.357
Feb. 13	LOUISIANA	*DP	2	0	0	0	0	0	0	0	0	0	0	0	0	0	1	0	0	0	.312
Feb. 17	vs. Clemson	C	0	0	0	0	0	0	0	0	0	0	0	0	0	0	0	1	0	0	.312
Feb. 17	vs. Utah	*C	2	0	1	1	0	0	0	0	0	0	0	0	0	0	0	1	0	0	.333
Feb. 18	vs. UC Davis	C	2	0	1	0	0	0	0	0	0	0	0	0	0	0	0	5	1	0	.350
Feb. 22	vs. UCF																				
Feb. 22	vs. Notre Dame																				
Feb. 23	vs. Oklahoma																				
Feb. 24	vs. Fresno State																				
Feb. 24	vs. Cal State Fullerton																				
Feb. 29	SOUTHERN MISS																				
Mar. 1	TROY																				
Mar. 2	ALCORN STATE																				
Mar. 2	TROY																				
Mar. 3	ALCORN STATE																				
Mar. 3	SAMFORD																				
Mar. 8	at Ole Miss*																				
Mar. 9	at Ole Miss*																				
Mar. 10	at Ole Miss*																				
Mar. 12	MEMPHIS																				
Mar. 12	MEMPHIS																				
Mar. 13	ULM																				
Mar. 15	TEXAS A&M*																				
Mar. 16	TEXAS A&M*																				
Mar. 17	TEXAS A&M*																				
Mar. 20	at Alabama State																				
Mar. 20	at Alabama State																				
Mar. 22	at Arkansas*																				
Mar. 23	at Arkansas*																				
Mar. 24	at Arkansas*																				
Mar. 28	FLORIDA*																				
Mar. 29	FLORIDA*																				
Mar. 30	FLORIDA*																				
Apr. 3	at UAB																				
Apr. 5	at South Carolina*																				
Apr. 6	at South Carolina*																				
Apr. 7	at South Carolina*																				
Apr. 10	SOUTH ALABAMA																				
Apr. 12	TENNESSEE*																				
Apr. 13	TENNESSEE*																				
Apr. 14	TENNESSEE*																				
Apr. 17	vs. Southern Miss																				
Apr. 23	at Samford																				
Apr. 27	at Missouri*																				
Apr. 28	at Missouri*																				
Apr. 29	at Missouri*																				
May 3	GEORGIA*																				
May 4	GEORGIA*																				
May 5	GEORGIA*																				

MULTI-HIT GAMES

	2	3	4	5+	TOTAL
2024	--	--	--	--	--
TOTAL	--	--	--	--	--

MULTI-RBI GAMES

	2	3	4	5+	TOTAL
2024	--	--	--	--	--
TOTAL	--	--	--	--	--

	AVG	GP-GS	AB	R	H	2B	3B	HR	RBI	TB	SLG	BB	HBP	SO	GDP	OBP	SF	SH	SB-ATT	PO	A	E	FLD
2024	.350	9-7	20	5	7	1	0	1	7	11	.550	0	0	1	1	.350	0	0	0-0	27	1	0	1.000
TOTAL	.350	9-7	20	5	7	1	0	1	7	11	.550	0	0	1	1	.350	0	0	0-0	27	1	0	1.000



OVERALL STATS



2024 Mississippi State Softball
Overall Statistics for Mississippi State (as of Feb 18, 2024)
(All games Sorted by Batting avg)



Record: 8-1 Home: 6-0 Away: 0-0 Neutral: 2-1 SEC: 0-0

Player	avg	gp-gs	ab	r	h	2b	3b	hr	rbi	tb	slg%	bb	hp	so	gdp	ob%	sf	sh	sb-att	po	a	e	fld%
22 Jessie Blaine	.462	9-9	26	6	12	2	0	2	11	20	.769	4	0	4	1	.533	0	0	0-0	29	1	2	.938
20 Aquana Brownlee	.421	9-8	19	1	8	1	0	0	9	9	.474	2	1	1	1	.478	1	0	0-0	13	0	0	1.000
6 Paige Cook	.421	8-7	19	4	8	3	0	1	6	14	.737	3	1	2	0	.480	2	0	1-1	4	0	0	1.000
10 Nadia Barbary	.357	9-9	28	8	10	2	0	0	5	12	.429	4	1	3	0	.455	0	0	1-1	8	11	0	1.000
67 Kylee Edwards	.350	9-8	20	4	7	3	1	1	2	15	.750	4	0	2	0	.458	0	0	1-1	4	11	3	.833
47 Salen Hawkins	.320	9-9	25	6	8	2	0	0	5	10	.400	2	0	3	0	.370	0	1	0-0	8	14	0	1.000
29 Sierra Sacco	.318	9-9	22	10	7	0	1	0	1	9	.409	10	1	4	0	.545	0	0	6-6	11	0	0	1.000

13 Morgan Bernardini	1.000	2-0	1	1	1	0	0	0	0	1	1.000	0	0	0	0	1.000	0	0	0-0	0	0	0	.000
7 Lexi Sosa	1.000	2-0	1	0	1	0	0	0	1	1	1.000	0	1	0	0	1.000	0	0	0-0	0	2	1	.667
34 Matalasi Faapito	.667	3-2	3	0	2	0	0	0	1	2	.667	0	0	0	0	.667	0	0	0-0	0	2	0	1.000
25 Saleyna Daniel	.500	6-0	4	0	2	0	0	0	2	2	.500	0	0	1	0	.500	0	0	0-0	1	0	0	1.000
18 Madisyn Kennedy	.412	8-6	17	3	7	3	0	2	6	16	.941	0	1	4	0	.421	1	0	0-0	24	1	2	.926
74 Ella Wesolowski	.350	9-7	20	5	7	1	0	1	7	11	.550	0	0	1	1	.350	0	0	0-0	27	1	0	1.000
12 Brylie St. Clair	.333	9-9	15	4	5	0	0	0	1	5	.333	2	1	0	0	.444	0	1	3-4	20	0	0	1.000
4 Riley Hull	.167	8-0	6	3	1	0	0	0	0	1	.167	0	0	1	0	.167	0	0	0-0	13	1	0	1.000
5 Jadyn Burney	.000	9-0	1	5	0	0	0	0	0	0	.000	0	0	0	0	.000	0	0	0-0	0	0	0	.000
11 Gabby Coffey	.000	1-0	1	0	0	0	0	0	0	0	.000	0	0	0	0	.000	0	0	0-0	0	0	0	.000
9 Kiarra Sells	.000	4-0	0	1	0	0	0	0	0	0	.000	1	0	0	0	1.000	0	0	1-1	0	0	0	.000
2 Kat Wallace	.000	3-0	0	2	0	0	0	0	0	0	.000	0	0	0	0	.000	0	0	0-1	0	0	0	.000
Totals	.377	9	228	63	86	17	2	7	57	128	.561	32	7	26	3	.461	4	2	13-15	164	53	10	.956
Opponents	.169	9	201	11	34	7	1	2	7	49	.244	4	4	57	1	.201	0	4	5-5	147	63	10	.955

LOB - Team (63), Opp (38). DPs turned - Team (2), Opp (5).

(All games Sorted by Earned run avg)

Player	era	w-l	app	gs	cg	sho	sv	ip	h	r	er	bb	so	2b	3b	hr	b/avg	wp	hp	bk	sfa	sha	
28 Aspen Wesley	0.41	3-0	3	3	2	0/1	0	17.0	12	4	1	2	17	4	0	1	.190	0	3	0	0	1	
34 Matalasi Faapito	0.60	1-1	2	2	2	1/0	0	11.2	4	2	1	1	16	1	0	0	.103	0	0	0	0	2	
55 Josey Marron	0.86	3-0	3	3	2	1/0	0	16.1	10	3	2	0	17	2	0	1	.161	0	1	0	0	0	

7 Lexi Sosa	0.00	1-0	2	1	0	0/0	0	6.2	4	1	0	1	4	0	1	0	.167	1	0	0	0	1	
48 Delainey Everett	2.33	0-0	2	0	0	0/1	0	3.0	4	1	1	0	3	0	0	0	.308	0	0	0	0	0	
Totals	0.64	8-1	9	9	6	3/1	0	54.2	34	11	5	4	57	7	1	2	.169	1	4	0	0	4	
Opponents	8.00	1-8	9	9	2	0/0	0	49.0	86	63	56	32	26	17	2	7	.377	9	7	0	4	2	

PB - Team (1), E.Wesolowski 1. SBA/ATT - J. Blaine (3-3), J. Marron (2-2), E.Wesolowski (2-2), D. Everett (1-1), A. Wesley (1-1), M. Faapito (1-1).



2

KAT WALLACE

GR. | INF | R/R | 5-4
BROOKHAVEN, MISS.



3

LEILANI PULEMAU

SO. | INF | R/R | 5-7
GARDENA, CALIF.



4

RILEY HULL

JR. | INF | L/R | 5-5
SOMERSET, KY.



5

JADYN BURNEY

JR. | INF | L/R | 5-9
GULFPORT, MISS.



6

PAIGE COOK

5TH | UTL | R/R | 5-3
CORNELIA, GA.



7

LEXI SOSA

GR. | P | R/R | 5-10
SAN DIEGO, CALIF.



9

KIARRA SELLS

SO. | UTL | R/R | 5-6
JASPER, TEXAS



10

NADIA BARBARA

SO. | INF | R/R | 5-7
DOUGLASVILLE, GA.



11

GABBY COFFEY

SO. | C/INF | L/R | 5-9
CELINA, TEXAS



12

BRYLIE ST. CLAIR

5TH | OF | L/L | 5-5
SAND ROCK, ALA.



13

MORGAN BERNARDINI

SO. | OF | R/R | 5-6
ELKVILLE, ILL.



18

MADISYN KENNEDY


5TH | INF | R/R | 5-10
MONTGOMERY, ALA.



20

AQUANA BROWNLEE


GR. | INF | R/R | 5-8
HOUSTON, MISS.



22

JESSIE BLAINE

JR. | C/OF | R/R | 5-10
PIKE ROAD, ALA.



24

MEGAN DAVIDSON

FR. | C/INF | R/R | 5-8
MADISON, MISS.



25

SALEYNA DANIEL

JR. | OF | R/R | 5-7
HOUSTON, TEXAS



28

ASPEN WESLEY

5TH | P | R/R | 5-3
PHILADELPHIA, MISS.



29

SIERRA SACCO

JR. | OF | L/R | 5-8
MARRERO, LA.



34

MATALASI FAAPITO

5TH | P | R/R | 5-11
TEMECULA, CALIF.



43

HOSANNA LINDBLADE

FR. | P | R/R | 6-0
WALLER, TEXAS



47

SALEN HAWKINS

FR. | INF | R/R | 5-4
PHOENIX, ARIZ.



48

DELAINEY EVERETT

FR. | P | L/L | 5-5
OAKDALE, CALIF.



55

JOSEY MARRON


SO. | P | R/R | 5-8
GRIMES, IOWA



67

KYLEE EDWARDS

FR. | INF | R/R | 5-6
WALDRON, IND.



74

ELLA WESOLOWSKI

FR. | C/OF | R/R | 5-7
WILLIAMSVILLE, NY.



HC

SAMANTHA RICKETS

HEAD COACH | IN DUGOUT
5TH SEASON (10TH AT MSU)



AC

TYLER BRATTON

ASSOC. HEAD COACH | THIRD BASE
11TH SEASON



AC

TARYNE MOWATT-MCKINNEY

ASST. COACH | CALLS PITCHES
1ST SEASON



AC

ZAC SHAW

ASST. COACH | 1ST BASE
2ND SEASON



PD

ALYSSA LOZA

PLAYER DEVELOPMENT FELLOW
3RD SEASON