



OKLAHOMA STATE

BASKETBALL

Media Contact: Bryan Holmgren, Associate Director of Communications | e: bryan.holmgren@okstate.edu | c: 316-841-6206

28 | UCF

Wednesday, Feb. 28, 2024 | 7:01 p.m. CT
Stillwater, Okla. | Gallagher-Iba Arena (13,611)

TV: Big 12 Now on ESPN+ (Ted Emrich & Bryndon Manzer)
Radio: Cowboy Radio Network (Dave Hunziker & John Holcomb)
Tickets: okstate.com/tickets
Stats: okstate.statbroadcast.com
Series: UCF leads 1-0 (First Meeting in Stillwater)
Streak: UCF, Won 1
Last: Nov. 18, 2022 in Nassau, Bahamas (UCF, 60-56 ot)

Oklahoma State Schedule / Results

Nov. 1	OKLA. BAPTIST (Exhibition)	W	95-53
Nov. 6	ABILENE CHRISTIAN	-/-	L 59-64
Nov. 12	SAM HOUSTON	-/-	W 85-70

Legends Classic (Brooklyn, N.Y. / Barclays Center)

Nov. 16	vs St. Bonaventure	-/-	L 64-66
Nov. 17	vs Notre Dame	-/-	L 64-66 ot

Nov. 20	NEW ORLEANS	-/-	W 96-68
Nov. 24	HOUSTON CHRISTIAN	-/-	W 92-65
Nov. 30	CREIGHTON %	15/14	L 65-79
Dec. 5	at Southern Illinois	-/-	L 68-70

Battleground 2K24 (Oklahoma City / Paycom Center)

Dec. 10	vs Tulsa	W	72-57
---------	----------	---	-------

Dec. 17	ORAL ROBERTS	-/-	W 81-60
Dec. 20	WOFFORD	-/-	W 76-70
Dec. 31	SOUTH CAROLINA ST.	-/-	W 86-70
Jan. 3	CHICAGO ST.	-/-	W 72-53
Jan. 6	BAYLOR *	18/18	L 70-75 ot
Jan. 9	at Texas Tech *	rv/rv	L 73-90
Jan. 13	at Iowa St. *	rv/rv	L 42-66
Jan. 16	KANSAS *	3/4	L 66-90
Jan. 20	at Kansas St. *	rv/rv	L 66-70
Jan. 23	TCU *	rv/rv	L 69-74
Jan. 27	WEST VIRGINIA *	-/-	W 70-66
Jan. 30	at Kansas *	8/9	L 54-83
Feb. 3	KANSAS ST. *	-/-	W 75-72
Feb. 6	at Houston *	5/5	L 63-79
Feb. 10	at Oklahoma *	rv/rv	L 62-66
Feb. 17	BYU *	19/17	W 93-83
Feb. 21	at Cincinnati *	-/-	W 80-76
Feb. 24	OKLAHOMA *	rv/rv	L 82-84 ot

Feb. 28	UCF *	7 p.m.	ESPN+
Mar. 2	at Texas *	1 p.m.	ESPN2
Mar. 5	TEXAS TECH *	7 p.m.	ESPN+
Mar. 9	at BYU *	8 p.m.	ESPN+

Big 12 Championship (Kansas City, Mo. / T-Mobile Center)

Mar. 12	First Round (11-14 seeds)
Mar. 13	Second Round (1st Rd. winners + 5-10 seeds)
Mar. 14	Quarterfinals (2nd Rd. winners + 1-4 seeds)
Mar. 15	Semifinals
Mar. 16	Championship

% = Big EAST/Big 12 Battle * = Big 12 Conference game
Poll rankings listed after opponent (AP/Coaches)



OKLAHOMA STATE COWBOYS

Record: 12-15 • **Big 12:** 4-10 • **Streak:** Lost 1
NCAA NET*: 113 • **KenPom*:** 100
Home: 10-6 (Lost 1) • **Away:** 1-7 (Won 1) • **Neutral:** 1-2
Head Coach: Mike Boynton Jr. (South Carolina '03)
7th Season at OSU (119-104); Same Overall



UCF KNIGHTS

Record: 14-12 • **Big 12:** 5-9 • **Streak:** Won 1
NCAA NET*: 69 • **KenPom*:** 69 • **AP:** - • **Coaches:** -
Home: 11-5 (Won 1) • **Away:** 1-7 (Lost 5) • **Neutral:** 2-0
Head Coach: Johnny Dawkins (Duke '86)
8th Season at UCF (145-99); 16th Overall (301-214)

D1 Rank*	Big 12	Value	Category	D1 Rank*	Big 12	Value
243	13	44.4	Winning Percentage	171	12	53.8
229	12	72.0	Scoring Offense	231	13	72.0
170	13	71.6	Scoring Defense	48	3	66.7
212	13	0.5	Scoring Margin	108	11	5.3
167	9	44.8	Field Goal Percentage	309	14	41.8
230	11	13.0	Free Throws Made Per Game	97	7	15.1
192	10	19.0	Free Throw Attempts Per Game	78	4	21.4
293	13	68.5	Free Throw Percentage	235	10	70.4
78	4	8.5	Three Pointers Per Game	216	11	7.0
71	2	24.5	Three Point Attempts Per Game	168	6	22.1
146	7	34.6	Three Point Percentage	280	13	31.7
125	9	.523	Effective FG pct	300	14	.476
299	14	45.7	Field Goal Percentage Defense	26	4	40.6
143	8	33.0	Three Point Percentage Defense	151	9	33.1
79	5	15.6	Fouls Per Game	247	13	17.7
171	13	1.0	Rebound Margin	101	9	2.8
263	13	9.26	Rebounds (Offensive) Per Game	47	4	12.35
208	9	24.93	Rebounds (Defensive) Per Game	143	6	25.62
257	14	34.19	Rebounds Per Game	69	4	37.96
177	11	1.10	Assist/Turnover Ratio	255	13	0.99
209	10	11.59	Turnovers Forced Per Game	37	4	14.58

* = As of Tuesday, Feb. 27

The NCAA includes only full Division I members in stat rankings (351 teams) but accounts for 11 additional transitioning members in the NET rankings (362 total)

OSU LINEUP

Projected Starters	Ht	Wt	Cl	Hometown	G-GS	Min	Pts	Reb	Other
G 12 Javon Small	6-3	195	Jr.	South Bend, Ind.	26-26	33.3	14.6	5.0	4.5 app, 51 3pt FG (.378)
G 51 John-Michael Wright	6-1	200	Gr.	Fayetteville, N.C.	27-15	22.3	8.1	1.3	2,061 NCAA points
G 14 Jamyron Keller	6-3	210	Fr.	St. Matthews, S.C.	20-3	16.7	6.6	1.7	In 3 starts: 15.0 ppg
G 5 Quion Williams	6-5	220	So.	Jonesboro, Ark.	27-23	28.8	7.7	5.8	Career-high 21 pts on Sat.
C 23 Brandon Garrison	6-11	245	Fr.	Oklahoma City, Okla.	27-24	22.5	7.9	5.4	35 blocks, 59.3% FG

Key Reserves	Ht	Wt	Cl	Hometown	27-16	22.7	9.1	4.9	Other
F 2 Eric Dailey Jr.	6-8	230	Fr.	Palmetto, Fla.	27-1	17.0	4.9	1.3	Career-high 20 pts on Sat.
G 4 Jarius Hicklen	6-4	180	Gr.	Dallas, Texas	25-3	11.7	3.8	2.6	41 3pt FG (.390)
C 32 Mike Marsh	6-10	250	R-Sr.	Columbia, S.C.	22-7	12.3	2.1	1.6	53.2% FG
G 13 Connor Dow	6-6	200	Fr.	Broken Arrow, Okla.	19-0	6.6	2.8	1.4	9 steals
F 21 Justin McBride	6-8	230	Fr.	Plano, Texas	19-0	6.7	2.8	1.4	77.3% on 2-point FG

Oklahoma State Men's Basketball Roster

QUICK FACTS

THE UNIVERSITY

Institution	Oklahoma State University
Location	Stillwater, Okla.
Founded	Dec. 25, 1890
Enrollment (Fall, 2023)	25,174
Nickname	Cowboys
School Colors	Orange & Black
Home Court	Gallagher-Iba Arena
Capacity	13,611
Affiliation	NCAA Division I
Conference	Big 12
President	Dr. Kayse Shrum
Alma mater	Oklahoma State
Athletic Director	Chad Weiberg
Alma mater	Oklahoma State, 1994
Website	okstate.com
X / Instagram	@OSUMBB
Instagram	@OSUMBB
Facebook	facebook.com/CowboyBasketball
Mike Boynton Twitter	@TheCoachMike

TEAM INFORMATION

2022-23 overall record	20-16 (12-6 H, 5-7 A, 3-3 N)
Big 12 Regular Season	8-10 (5-4 H, 3-6 A), 7th
Big 12 Championship	1-1, Quarterfinals
Postseason	N/A
Final Rankings (AP/Coaches)	-/-
Starters Returning/Lost	2/3
Letterwinners Returning/Lost	7/8
Returning Redshirts/Newcomers	0/9

HISTORY

First year of basketball	1907-08
All-time record	1,748-1,244
Big 12 record	237-233
All-Americans	23
Olympians	10
NBA Draft picks (first-round picks)	37 (10)
Conference regular season titles	18
Big 12 (1996-Pr.)	1 (2004)
Big Eight (1958-96)	2 (1965, 1991)
Missouri Valley (1925-57)	15
Southwest Conference (1921-25)	1
Conference tournament titles	4
Big 12 (1997-Pr.)	2 (2004, 2005)
Big Eight (1977-96)	2 (1983, 1995)
NCAA appearances (last)	29 (2021)
Record	39-28
Championships (years)	2 (1945, 1946)
Final Fours (last)	6 (2004)
NIT Appearances (last)	13 (2023)
Record	11-14
Best Finish	3rd Place (1938, 1940)

ATHLETIC COMMUNICATIONS

Communications phone	(405) 744-7714
Communications fax	(405) 744-7754
Assistant AD/Communications	Gavin Lang
Assoc. Director/MBB Contact	Bryan Holmgren
E-mail:	bryan.holmgren@okstate.edu
Office:	(405) 744-7756
Cell:	(316) 841-6206
Mailing Address:	220 Athletics Center Oklahoma State University Stillwater, OK 74078

2023-24 NUMERICAL ROSTER

No.	Name	Pos.	Ht.	Wt.	Class	Exp.	Hometown / Previous School
0	Naz Brown	G	6-0	181	So.	1L	Fort Worth, Texas / Coppell HS
1	Bryce Thompson	G	6-6	205	Sr.*	2L	Tulsa, Okla. / Kansas
2	Eric Dailey Jr.	F	6-8	230	Fr.	HS	Palmetto, Fla. / IMG Academy
4	Jarius Hicklen	G	6-4	180	Gr.	TR	Dallas, Texas / North Florida
5	Quion Williams	G	6-5	220	So.	1L	Jonesboro, Ark. / Jonesboro HS
12	Javon Small	G	6-3	195	Jr.	TR	South Bend, Ind. / East Carolina
13	Connor Dow	G	6-6	200	Fr.	HS	Broken Arrow, Okla. / Broken Arrow HS
14	Jamyron Keller	G	6-3	210	Fr.	HS	St. Matthews, S.C. / Ellison HS (Texas)
15	Carson Sager	G	6-4	207	Sr.*	2L	Wichita Falls, Texas / Rider HS
21	Justin McBride	F	6-8	230	Fr.	HS	Plano, Texas / Plano HS
22	Brooks Manzer	G	6-3	190	Jr.*	1L	Edmond, Okla. / Memorial HS
23	Brandon Garrison	C	6-11	245	Fr.	HS	Oklahoma City, Okla. / Del City HS
32	Mike Marsh	C	6-10	250	R-Sr.	TR	Columbia, S.C. / Jacksonville
35	Weston Church	G	6-3	180	Sr.*	2L	Fairview, Okla. / Fairview HS
51	John-Michael Wright	G	6-1	200	Gr.	1L	Fayetteville, N.C. / High Point

2023-24 ALPHABETICAL ROSTER

No.	Name	Pos.	Ht.	Wt.	Class	Exp.	Hometown / Previous School
0	Naz Brown	G	6-0	181	So.	1L	Fort Worth, Texas / Coppell HS
35	Weston Church	G	6-3	180	Sr.*	2L	Fairview, Okla. / Fairview HS
2	Eric Dailey Jr.	F	6-8	230	Fr.	HS	Palmetto, Fla. / IMG Academy
13	Connor Dow	G	6-6	200	Fr.	HS	Broken Arrow, Okla. / Broken Arrow HS
23	Brandon Garrison	C	6-11	245	Fr.	HS	Oklahoma City, Okla. / Del City HS
4	Jarius Hicklen	G	6-4	180	Gr.	TR	Dallas, Texas / North Florida
14	Jamyron Keller	G	6-3	210	Fr.	HS	St. Matthews, S.C. / Ellison HS (Texas)
22	Brooks Manzer	G	6-3	190	Jr.*	1L	Edmond, Okla. / Memorial HS
32	Mike Marsh	C	6-10	250	R-Sr.	TR	Columbia, S.C. / Jacksonville
21	Justin McBride	F	6-8	230	Fr.	HS	Plano, Texas / Plano HS
15	Carson Sager	G	6-4	207	Sr.*	2L	Wichita Falls, Texas / Rider HS
12	Javon Small	G	6-3	195	Jr.	TR	South Bend, Ind. / East Carolina
1	Bryce Thompson	G	6-6	205	Sr.*	2L	Tulsa, Okla. / Kansas
5	Quion Williams	G	6-5	220	So.	1L	Jonesboro, Ark. / Jonesboro HS
51	John-Michael Wright	G	6-1	200	Gr.	1L	Fayetteville, N.C. / High Point

* = Roster classes reflect playing experience.

ON THE BENCH:

Head Coach: Mike Boynton Jr.; 7th Season (South Carolina '03)

Associate Head Coach: Terrence Rencher (Texas '07)

Assistant Coach: David Cason (Illinois State '96)

Assistant Coach: Keiton Page (Oklahoma State '12)

Assistant Coach: Scott Sutton (Oklahoma State '95)

Assistant Coach: James Barrett (Sam Houston State '10)

Dir. of Player Development: Nelson Hernandez (Utah State '13)

Video Coordinator: Kris Quintana (St. John's '16)

Athletic Trainer: Kevin Blaske (Missouri Southern '86)

Strength & Conditioning Coach: Mark Mitchell (Eastern Mich. '10)

Graduate Assistants: Brady Priess & Joseph "JoJo" Anderson

PRONUNCIATIONS

0	Naz Brown	rhymes w/ "jaws"
4	Jarius Hicklen	JAIR-ee-us
5	Quion Williams	KEE-on
12	Javon Small	juh-VAWN
14	Jamyron Keller	juh-MY-run
	Keiton Page	KEE-ton
	David Cason	CASE-on
	Brady Priess	Price

Game Notes

The Basics:

- Oklahoma State (12-15, 4-10) welcomes in Big 12 newcomer UCF (14-12, 5-9) for the first time on Wednesday night.
- OSU is coming off an 84-82 overtime heartbreaker against rival Oklahoma. The Cowboys led by a point before Javian McCollum's corner three with no time left.
- The loss overshadowed a strong offensive showing for OSU, which shot 57.5% and tallied a season-high 54 points in the paint.
- Javon Small** (21 points), **Quion Williams** (21) and **Eric Dailey Jr.** (20) became the first Cowboy trio of 20-point scorers since 2017.
- OSU is in the midst of its best three-game shooting stretch (57.5%) in 18 years with the OU game coming on the heels of equally-strong efforts against Cincinnati (55.6) and BYU (59.6). The Sooners and Bearcats both rank among KenPom's top-25 defenses.
- Another test awaits Wednesday against UCF's 14th-ranked defense. The Knights -- who snapped a five-game losing streak with Saturday's 75-61 win over No. 23 Texas Tech -- are among the NCAA leaders in blocks (12th, 5.4), steals (21st, 8.9) and field goal percentage defense (26th, .406).
- OSU and UCF met for the first time in last season's Bahamas Championship. The Knights rallied from a 15-point second half deficit for a 60-56 overtime win.

Watch

- The game will air on the Big 12 Now on ESPN+ with **Ted Emrich** and **Bryndon Manzer** on the call. Fans can subscribe to ESPN's over-the-top streaming service for \$10.99/month (\$110/year) or bundle with Disney+ and Hulu for as little as \$14.99/month. Visit plus.espn.com to learn more.

Listen

- Dave Hunziker** and **John Holcomb** describe the action on stations across the Cowboy Radio Network. Visit okstate.com/radio for a full list of affiliates by location. Fans outside the listening area can tune in via the Varsity Sports App or at okstate.com/listen.

COWBOY RADIO NETWORK

City	Call Letters	Frequency
Ada ^	KTLS	106.5 FM
Altus	KWHW	96.9 FM / 1450 AM
Alva	KALV	99.5 FM / 1430 AM
Anadarko/Duncan ^	KACO	98.5 FM
Bartlesville	KWON	93.3 FM / 1400 AM
Broken Bow	KKBI	106.1 FM
Clinton/Cordell	KCLI	99.3 FM
Enid	KCRC	1390 AM
Frederick	KTAT	1570 AM
Grove	KGVE	99.3 FM
Guymon	KGYN	1210 AM
Hobart	KTJS	102.1 FM / 1420 AM
Hugo	KMMY	96.5 FM
Lawton	KMGZ	95.3/ 97.3 105.5 FM
Liberal	KGYN	106.3 FM
McAlester	KTMC	105.1 FM
Oklahoma City	KXXY	96.1 FM
Pawhuska	KWON	95.1 FM
Ponca City	KQSN	104.7 FM
Shawnee ^	KGFF	100.9 FM / 1450 AM
Stillwater	KSPI	93.7 FM
Tulsa	KTSB	1170 AM
Woodward	KMZE	92.3 FM

OSU MAX

- OSU Max is the official content network and membership community of Oklahoma State Athletics, bringing fans closer than ever to the teams they love.
- Members get access to behind-the-scenes content, interviews, features, documentaries, archived games, and other exclusive benefits, including complimentary membership to the POSSE at the Sheriff Level - a \$150 value!
- Get all this for as little as \$8.99 per month (+ fees & taxes) or a one-time annual payment of only \$98.89.



The OSU Outlook:

- Oklahoma State reinvented itself in the off-season with nine newcomers and a more offensive-minded approach but now must do so again after losing senior guard **Bryce Thompson** to a season-ending shoulder injury.
- Thompson -- a 1,000-point scorer and one of three returning scholarship players on OSU's roster -- took a hard fall in the early stages of the Jan. 30 game at Kansas. Prior to it, he was averaging a career-high 12.2 points.
- Graduate guard **John-Michael Wright** is only other returning starter from last year's 20-win team, which was the last one out on Selection Sunday but regrouped to reach the NIT quarterfinals.
- Seventh-year head coach **Mike Boynton Jr.** used the off-season overhaul as an opportunity to bring a little more balance to a program that has ranked among KenPom's top-20 defenses in each of the last three seasons but, at times, struggled to score. He put a premium on shooters and ball-handlers and largely succeeded with a freshman class that has been ranked as high as seventh nationally, supplemented by an experienced transfer crop.
- Junior point guard **Javon Small** -- an East Carolina transfer -- has been one of the Big 12's most impactful newcomers, averaging 14.6 points while ranking among the league leaders in everything from assists (4.6) to threes (51) to defensive rebounds (4.7).
- Energy guy **Quion Williams** (7.7 ppg, team-best 5.8 rebounds) has made the leap from deep reserve to sophomore starter. He can play the 3 or the 4 and is often tasked with guarding the opposing team's best scorer.
- Wright -- a fifth-year combo guard who played his first three seasons at High Point -- has more than 2,000 career points and 287 threes.
- OSU's three-point shooting has gotten an additional boost from North Florida grad transfer **Jarius Hicklen** (41/105 3pt, .390).
- 6-10 Jacksonville grad transfer **Mike Marsh** is the wise elderstatesman in what is otherwise in all-freshman front court.
- Five rookies are on OSU's active roster and four average double-figure minutes. The group took its lumps early but has made steady progress.
- 6-8 power forward **Eric Dailey Jr.** -- a member of USA's Basketball's FIBA U19 World Cup squad -- is a versatile, inside-out weapon who averages 9.1 points and 4.9 rebounds. He can run the point or function as the center in small lineups.
- 6-11 McDonald's All-American **Brandon Garrison** (7.9 ppg, 5.4 rpg) ranks sixth in the Big 12 in blocks (1.4) and has three 20 point games since the start of Big 12 play.
- Backing up Small at the point is freshman **Jamyron Keller** (6.6 ppg), a physical combo guard who can get down hill in a hurry.
- Boynton loves the energy and work ethic displayed by 6-6 sharp-shooter **Connor Dow**.
- 6-9 forward **Justin McBride** -- the Big 12's youngest active player -- offers additional depth and upside at the 4 and 5 spots.

OSU CALENDAR (SUBJECT TO CHANGE)

27	28	29	1	2	3	4
Tuesday	Wednesday	Thursday	Friday	Saturday	Sunday	Monday
2:30 p.m. Practice	2-3 p.m. Shoot Around	3:30 p.m. Practice	TBD Practice	1 p.m. OSU @ Texas ESPN2	TBD Practice	TBD Practice
4:30 p.m. Post-Practice Media Availability	7:01 p.m. UCF @ OSU ESPN+	6-7 p.m. Mike Boynton Radio Show	Depart for Austin			

TV-Radio Speed Chart



1 BRYCE THOMPSON

6-6 | Sr. | G | Tulsa, Okla.

G-GS	Min	Reb	Ast	Stl	Blk	Pts
18-17	27.8	1.9	1.5	2	14	11.6

- Suffered a season-ending shoulder injury early in the Jan. 30 game against Kansas.
- Explosive guard had stepped into a leadership role this year as OSU's longest-tenured scholarship player (3rd season).
- Scored his 1,000th collegiate point on Jan. 16 vs. KU and needs just 61 more to join OSU's 1,000-point club.
- Ranks 20th on OSU's career triples list (121)... Hit 31 threes on 34.4% accuracy in 2023-24... Averaged 3.1 on 46% in eight OSU wins.
- 20-point outing vs. Kansas (Jan. 16) was a season-high and the seventh 20-point game of his OSU career.
- 2020 McDonald's All-American played his freshman season at Kansas.



2 ERIC DAILEY JR.

6-8 | Fr. | F | Palmetto, Fla.

G-GS	Min	Reb	Ast	Stl	Blk	Pts
27-16	22.7	4.9	1.7	3	23	9.1

- Skilled freshman 4 can do a little bit of everything... Has embraced the sixth-man role over the past month.
- 12 double-figure scoring games... Career-high 20 points on Saturday vs. OU (Feb. 24) on 8-of-10 shooting.
- Previous high was 15 points at K-State (Jan. 20). Posted double-doubles vs. No. 12 Creighton (Nov. 30) and ORU (Dec. 17).
- Basketball junky who "watches probably more film than any player I've ever coached" per Boynton.
- Grew up in a hoops family. Father (Eric Sr.) played professionally and mother (Shell) has coached at the NCAA and WNBA levels.
- Consensus 4-star, ranked as high as No. 35... Played for the USA at 2023 FIBA U19 World Cup; Won gold at 2022 FIBA U18 Americas.



4 JARIUS HICKLEN

6-4 | Gr. | G | Dallas, Texas

G-GS	Min	Reb	Ast	Stl	Blk	Pts
27-1	17.0	1.3	0.4	2	10	4.9

- Sharp-shooter ranks among the NCAA's active leaders with 291 career triples on 39% accuracy... 1,435 career points.
- 6 points on 2-of-5 three-point shooting vs. BYU (Feb. 17).
- Shooting just under 40% from three for the year (41-of-105, .390).
- Grad transfer played two seasons each at Oklahoma Baptist (2019-21) and North Florida (2021-23).
- Is pursuing a second masters degree at OSU in interdisciplinary studies. He knocked out his associates degree while still in high school, finished his bachelors in sports management in two years at OBU, and completed his first masters at UNF last spring.



5 QUION WILLIAMS

6-5 | So. | G | Jonesboro, Ark.

G-GS	Min	Reb	Ast	Stl	Blk	Pts
27-23	28.8	5.8	2.2	9	30	7.7

- Athletic guard provides defense, rebounding and energy... Can play multiple positions, including the four-spot in small lineups.
- Leads the team in rebounds and steals (30)... Six games w/ 10+ rebounds... Often tasked with guarding opposing team's best scorer.
- Averaging 12.8 points in February... Four straight double-figure scoring games... Career-high 21 points vs. Oklahoma (Feb. 24).
- Flirted with a triple-double at Cincy (12 pts, 8 reb, 8 ast)... Notched his fourth double-double at OU (Feb. 10) w/ 12 pts, 10 reb.
- Talled a career-high 7 assists vs. Wofford (Dec. 20) and handed out 6 in the win over Houston Christian (Nov. 24).
- 2 double-doubles, most recently vs. WVU (Jan. 27) 15 pts, 12 reb... 3 games w/ 20+ points; Season-high 29 vs. Notre Dame (Nov. 17)
- One of three Cowboy rotation players back from last year, has taken on a much larger role (27.2 mpg, up from 13.1 in 2022-23).



12 JAVON SMALL

6-3 | Jr. | G | South Bend, Ind.

G-GS	Min	Reb	Ast	Stl	Blk	Pts
26-26	33.3	5.0	4.5	7	25	14.6

- Playmaking point guard can both score and facilitate... 13 games with 5+ assists, 20 games with 10+ points... 4 games w/ 20+ points.
- Big 12 leaders in PPG (12th, 14.6), APG (7th, 4.6), FT% (5th, .856), DReb (7th, 4.7), MPG (10th, 33.2).
- Has scored at least 14 points in all six February games, averaging 17.8 ppg on 31-of-36 free throw shooting.
- 21 points vs. Oklahoma after big games at Cincy (19), BYU (14), Oklahoma (17), Houston (18) and Kansas State (18).
- 12 points, 3 assists in 24 minutes vs. WVU (Jan. 27) 15 pts, 12 reb... 3 games w/ 20+ points; Season-high 29 vs. Notre Dame (Nov. 17)
- ECU transfer averaged 15.8 points and 5.6 assists for the Pirates in 2022-23 but missed the last two months with a leg injury.



13 CONNOR DOW

6-6 | Fr. | G | Broken Arrow, Okla.

G-GS	Min	Reb	Ast	Stl	Blk	Pts
22-7	12.3	1.6	0.4	4	9	2.1

- True freshman sniper can get his shot off from just about anywhere due to his 6-6 frame and high basketball IQ.
- Last saw action Feb. 10 at Oklahoma.
- Set career-highs for rebounds (7) and minutes (29:39) Jan. 30 at KU... Made first career start at KSU (Jan. 20): 6 pts, in 19 minutes.
- Made 3-of-7 threes in the opener vs. ACU (Nov. 6) and connected twice each against UNO (Nov. 20) and Houston Christian (Nov. 24).
- Compared by OSU head coach Mike Boynton to former Cowboy sharp-shooter Thomas Dziagwa.
- Oklahoman Super 5 pick led Broken Arrow to a state runner-up finish in 2023... AAU teammates with Brandon Garrison.



14 JAMYRON KELLER

6-3 | FR. | G | St. Matthews, S.C.

G-GS	Min	Reb	Ast	Stl	Blk	Pts
20-3	16.7	1.7	1.3	0	7	6.6

- Combo guard is described as a junk yard dog, blue collar type of player.
- Scored 15 at Cincinnati (Feb. 21) after putting up a career-high 22 on 8-of-8 shooting (4/4 3pt) in his first ever start vs. BYU (Feb. 17).
- Averaging 11.7 points in 30.0 minutes in 6 games since Bryce Thompson's injury (up from 4.4 ppg, 1.0 apg, 10.9 mpg prior).
- 12 points, 3 assists in 24 minutes vs. KSU (Feb. 3)... 5 points in 18:49 at UH (Feb. 6)... 8 pts, 3 reb, 1 stl at OU (Feb. 10).
- Shooting 55% from the field, including 70.8% from inside the arc (30-of-44).
- Texas 5A player of the year scored more than 2,500 career points for Ellison High School.



21 JUSTIN MCBRIDE

6-8 | Fr. | F | Plano, Texas

G-GS	Min	Reb	Ast	Stl	Blk	Pts
19-0	6.6	1.4	0.1	3	3	2.8

- Skilled forward with size and athleticism, can score from inside or on the perimeter.
- The Big 12's youngest active player, turned 18 on July 25... Averaging a team-best 17.4 points-per-40.
- Last saw action Feb. 10 at Oklahoma.
- Is shooting 57.5% from the field, including 77.3% on 2-point field goals (17-of-22).
- Set season-highs for points (8) vs. Sam Houston (Nov. 12) and rebounds (5) vs. Houston Christian (Nov. 24).
- Dallas area standout earned four stars from Rivals and a No. 79 class ranking.



23 BRANDON GARRISON

6-11 | Fr. | C | Oklahoma City, Okla.

G-GS	Min	Reb	Ast	Stl	Blk	Pts
27-24	22.5	5.4	1.4	35	25	7.9

- McDonald's All-American freshman is rapidly improving... 1.4 blocks ranks No. 7 on the Big 12 leaderboard... 9.9 ppg in Big 12 play.
- Battled foul trouble vs. OU (Feb. 24) with six points in 17 minutes... Had 14 points at Cincinnati (Feb. 21).
- Career-high 21 points vs. BYU (Feb. 17) on 7-of-8 shooting (7-of-12 FT)... It was his third 20-point game of the season.
- Also had 20 point games vs. WVU (Jan. 27) and Baylor (Jan. 6). In the latter he was 7/7 from the field and 6/6 on free throws.
- Has two double-figure rebounding games: 10 at Southern Illinois (Dec. 5) and 10 against South Carolina State (Dec. 31).
- Consensus 4-star, ranked as high as No. 30 by Rivals in the Class of 2023... Has added 18 pounds of muscle since his June arrival.



32 MIKE MARSH

6-10 | R-Sr. | C | Columbia, S.C.

G-GS	Min	Reb	Ast	Stl	Blk	Pts
25-3	11.7	2.6	0.7	6	4	3.8

- Grad transfer has been a consistent post presence and strong veteran mentor for a young front court.
- Shooting 52% from the field while backing up Brandon Garrison at the 5.
- Team-high 14 points vs. HCU (Nov. 24) on 6-of-9 shooting... Posted his first OSU double-double w/ 13 pts, 11 reb vs. UNO (Nov. 20).
- Stalwart in the low post who featured prominently at Jacksonville for the past two seasons.
- Missed most of summer workouts and did not play during OSU's August tour of Spain while recovering from a shoulder injury.
- As a redshirt junior in 2022-23, averaged 10.5 points and 4.9 rebounds in 23.3 minutes while shooting 55.2%.



51 JOHN-MICHAEL WRIGHT

6-1 | Gr. | G | Fayetteville, N.C.

G-GS	Min	Reb	Ast	Stl	Blk	Pts
27-15	22.3	1.3	0.9	2	17	8.1

- Veteran combo guard is a vocal leader who can play on or off the ball... Scored his 2,000th collegiate point at KU (Jan. 30).
- Also ranks among the NCAA's active leaders in threes (288), free throws (422) and minutes (4,586).
- Six points on 2-of-7 three-point shooting vs. OU (Feb. 24)... Streak of 10 straight games w/ multiple threes.
- Matched his season-high with 16 points at KU (Jan. 30)... Also had 16 against TCU (Jan. 23).
- Has made 48-of-64 free throws this year (.750) and 95-of-122 (.779) in two seasons at OSU.
- Played his first three seasons at High Point for Tubby Smith and totaled nearly 1,500 points.

Game Notes

GAME 27

Oklahoma
Oklahoma St

Feb. 24, 2024 | TV: ESPN2
Stillwater (GIA)

84 *ot*
82

	1st	2nd	OT	Score
-/rv Oklahoma	30	42	12	84
Oklahoma State	38	34	10	82

- **Javian McCollum's** three-pointer at the buzzer gave Oklahoma dramatic 84-82 overtime win in the last Big 12 chapter of the Bedlam rivalry.
- **Quion Williams** (21), **Javon Small** (21) and **Eric Dailey Jr.** (20) all topped 20 points for the Cowboys, who lost despite shooting 57.4%.
- **Rivaldo Soares** had 20 points of his own to lead a group of five Sooners in double-figures.
- OU led for less than 5:00 but came out on top when McCollum, with his team trailing 82-81, dribbled out the last 12 seconds before launching a step back three from corner as time expired.
- OU made just over half of its field goal attempts (35-of-69, .507), including 23-of-36 (.639) after halftime to erase OSU's 38-30 lead.
- The Cowboys were 19-of-28 from the field in the final 25 minutes (.679) and committed just four turnovers but had difficulty generating stops with center **Brandon Garrison** in foul trouble.
- Small missed the front end of a 1-and-1 with 4 seconds left in regulation and the game tied at 72. **John-Michael Wright's** three put OSU in front 82-81 with 90 seconds to go in overtime.
- OU scored on 5 of 6 OT possessions and OSU converted 4 of 5.

OKLAHOMA STATE (12-15, 4-10)

##	Name	Pts	FG	3Pt	FT	TR	PF	A	TO	B	S	MP
02	Javian McCollum*	14	5-16	2-9	2-2	2	1	2	1	0	1	38
03	Otega Oweh*	16	8-10	0-1	0-1	3	2	0	4	0	1	30
10	Sam Godwin*	4	2-5	0-0	0-0	4	2	3	0	0	1	23
12	Milos Uzan*	14	6-15	1-7	1-1	2	1	2	2	0	1	40
14	Jalon Moore*	11	5-10	0-1	1-3	14	4	0	1	1	0	33
00	Le'Tre Darthard	0	0-0	0-0	0-0	1	1	0	0	0	0	19
05	Rivaldo Soares	20	7-9	3-3	3-5	3	2	1	0	0	0	29
45	Luke Northweather	5	2-4	1-3	0-0	4	2	1	0	1	0	13
TEAM						1	0					
TOTALS		84	35-69	7-24	7-12	34	15	9	8	2	4	

	FG	%	3Pt	%	FT	%
1st Half	12-33	36%	2-14	14%	4-6	67%
2nd Half	18-30	60%	4-9	44%	2-4	50%
3rd Half	5-6	83%	1-1	100%	1-2	50%
Game	35-69	50.7%	7-24	29.2%	7-12	58.3%

OKLAHOMA (19-8, 7-7)

##	Name	Pts	FG	3Pt	FT	TR	PF	A	TO	B	S	MP
05	Quion Williams*	21	8-13	1-2	4-6	8	1	2	0	2	0	35
12	Javon Small*	21	10-16	1-3	0-1	5	2	4	3	0	2	43
14	Jamyrton Keller*	8	4-6	0-2	0-0	1	3	4	2	0	0	37
23	Brandon Garrison*	6	3-5	0-0	0-0	2	5	1	1	0	1	17
51	John-Michael Wright*	6	2-9	2-7	0-0	2	1	0	1	0	1	36
02	Eric Dailey Jr.	20	8-10	1-1	3-4	9	1	4	2	0	1	35
04	Jarius Hicklen	0	0-2	0-2	0-0	2	3	1	0	0	0	20
32	Mike Marsh	0	0-0	0-0	0-0	0	0	0	0	0	0	2
TEAM						3	0					
TOTALS		82	35-61	5-17	7-11	32	16	16	9	2	5	

	FG	%	3Pt	%	FT	%
1st Half	16-33	48%	2-8	25%	4-5	80%
2nd Half	15-22	68%	2-7	29%	2-5	40%
3rd Half	4-6	67%	1-2	50%	1-1	100%
Game	35-61	57.4%	5-17	29.4%	7-11	63.6%

Officials: Gerry Pollard, Chris Pacsi, Bobby Bissant III
 Start time: 3:05 p.m. CT | Duration: 2:21 | Attendance: 11,370
 OU led for 4:57, OSU led for 34:28 | Times tied: 8 | Lead Changes: 7
 Largest Lead: OU by 3 (12:26 1h), OSU by 11 (5:53 1h) | Technicals: None

Points	Paint	Off TO	2nd Ch	F Brk	Bench	Pts/Pos
Oklahoma	54	8	21	3	25	1.29
OSU	54	6	11	6	20	1.26

Not Half Bad:

- The Cowboys are averaging **85.0** points over their last three games, helped by their best shooting stretch in more than **18** years.
- OSU hit a combined **57.5%** from the field in contests against BYU (59.6), Cincinnati (55.6) and Oklahoma (57.4). That's the highest percentage by an OSU team over a three-game period since December, 2006 when the Pokes made 59.9% of their shots against Tennessee (55.6), UAB (58.0) and Arkansas State (65.3).
- You have to go all the way back to the Big 12's inaugural year to find a better three-game conference run. The 1996-97 Cowboys knocked down 57.8% against Baylor (59.3), Oklahoma (55.8) and Baylor again (58.2).
- Over these past three games, six different OSU players have averaged double-figure points: **Javon Small** (18.0), **Quion Williams** (16.0), **Jamyrton Keller** (15.0), **Brandon Garrison** (13.7), **Eric Dailey Jr.** (10.3) and **John-Michael Wright** (10.0).
- Cowboys have had modest success at the three-point line (**7.7** on **41.1%** accuracy) and at the charity stripe (**74.1%** on **18.0** free throw attempts), but the most encouraging trend has been their ability to get to the rim for high percentage looks. They're 73-of-111 from two-point range (**.658**), helped by a combination of snappy passing and dribble penetration. They've dunked **13** times and posted a **1.68** assist-to-turnover ratio (**17.3** assists, **10.3** turnovers).

More Bedlam Leftovers:

- OU's game-winning shot was Bedlam's first true buzzer beater (no time left) in the 50-years that OSU has tracked play-by-play.
- Three Cowboys scored 20+ in the same game for the first time since Feb. 18, 2017 (another Bedlam matchup at Gallagher-Iba Arena).
- The Cowboys' 84-82 overtime loss was their first of the season when putting at least 75 points on the board (9-1) and only their second when scoring at least 70 in regulation (11-2).
- OSU is **10-3** with a halftime lead compared to **1-12** when tied or trailing.
- OSU dropped to **35-5** under Boynton when shooting better than 50% from the field (**5-1** this season). His teams are also **101-28** when out-shooting their opponent (**9-3** in 2023-24).
- OSU's 57.4% shooting percentage against OU was its highest in a loss since Feb. 1, 1997 at Baylor, when it fell 78-77 despite making 32-of-55 (.582) shots.

The Wright Track:

- **John-Michael Wright** had made multiple three-pointers in each of his last 10 games. It's one of the nine longest streaks in program history.
- If Wright does it again Wednesday it would tie for third-best all-time with **John Lucas**, **JamesOn Curry** and **Obi Muonelo**, trailing only **Keiton Page** (12 in 2011-12) and Mueonelo, who also had a 17-game stretch in 2008-09).

OSU Bests // Consecutive Games w/ Multiple 3pt FG

Player	Season	Streak
1. Obi Muonelo	2008-09	17
2. Keiton Page	2011-12	12
3. John Lucas	2004-05	11
JamesOn Curry	2006-07	11
Obi Muonelo	2009-10	11
6. Adrian Peterson	1998-99	10
Phil Forte	2013-14 to 2014-15	10
John-Michael Wright (Active)		10
Javon Small	2023-24	10

Winning with Small Ball:

- As of Tuesday, **Javon Small** ranks among the Big 12 leaders in scoring (12th, 14.6), assists (7th, 4.5), free throw percentage (5th, .856), defensive rebounding (7th, 4.7) and minutes (10th, 33.3).
- Small has scored at least 14 points in all six February games. He's averaging a team-best 17.8 points in that span.

The Notorious BG:

- **Brandon Garrison's** 1.3 blocks-per-game ranks sixth on the Big 12 Conference leaderboard.
- Garrison's 35 total blocks are tied for sixth on OSU's freshman single-season list with **Andre Williams** (35 in 1999-00). His next block will move him into a tie for fifth with **Ivan McFarlin** (2001-02).
- Garrison (.593) is on pace to post the third-highest freshman field goal percentage in program history (minimum 80 makes).

OSU Freshman Bests // Field Goal % (Min. 80 FGM)

Player	Season	FGM/A	FG%
1. Yor Anei	2018-19	98/159	.616
2. Ivan McFarlin	2001-02	145/246	.614
3. Brandon Garrison	2023-24	80/135	.593
4. Byron Houston	1988-89	140/240	.583
5. Richard Dumas	1987-88	203/372	.546

- Only five Cowboys have shot better than 60% from the field over a full Big 12 season. Garrison (49/78, .628) is also on track to join that club.

OSU Big 12 Only Bests // Field Goal % (Min. 40 FGM)

Player	Season	FGM/A	FG%
1. Matt Pilgrim	2009-10	53/76	.697
2. Kalib Boone	2020-21	79/117	.675
3. Ivan McFarlin	2001-02	71/110	.645
4. Alex Webber	1998-99	41/65	.631
5. Brandon Garrison	2023-24	49/78	.628
6. Kalib Boone	2022-23	90/145	.621

- In Big 12 play, Garrison (78.2) is the league-leader in free throw rate -- a stat the shows the ratio of a free throw attempts to field goal attempts and generally reflects a player's ability to draw fouls and get to the line. He's taken 61 foul shots with just 78 field goal attempts in 14 league games.

Big 12 Only // Free Throw Rate Leaders

Player	FTA	FGA	FT Rate
1. Brandon Garrison (OSU)	61	78	78.2
2. Yves Missi (Baylor)	62	104	59.6
3. Ja'Kobe Walter (Baylor)	84	163	51.5
4. Johnny Furphy (Kansas)	51	100	51.0
5. David N'Guessan (KSU)	38	77	49.4

Data Source: KenPom.com; Through 2/26/2024

OSU vs. UCF

OSU ALL-TIME VS. UCF

Overall: 0-1 (Lost 1) • **Home:** 0-0 • **Away:** 0-0 • **Neutral:** 0-1 • **Big 12 Era:** 0-0 • **Boynnton Era:** 0-1 • **vs. Dawkins:** 2-2 (2-1 at Stanford, 0-1 at UCF)

Dates	Location (Venue) - AP Rank (OSU-Opp)	W/L	Score	OSU Coach	Scoring Leader	UCF Coach	Scoring Leader
11/18/2022	t Nassau, Bahamas	- -	L 56-60 ot	Mike Boynnton Jr.	14 -- Moussa Cisse	Johnny Dawkins	18 -- C.J. Kelly
2/28/2024	* Stillwater (GIA)	- -		Mike Boynnton Jr.		Johnny Dawkins	--

* = Big 12 c = Big 12 Championship t = Baha Mar Hoops Bahamas Championship

On this Date: Feb. 28, 2009

- OSU upset No. 24 Texas, 68-59, at Gallagher-Iba Arena behind 16 points from **James Anderson Marshall Moses'** 15 points and 16 boards.

The Series with UCF:

- This is only the second meeting between OSU and UCF and the first of the Big 12 era.
- Fans got a sneak preview last November in the Bahamas Championship when the Knights rallied from a 15-point second half deficit to win in overtime.
- UCF is the last of the four new conference members on OSU's schedule and the only team that the Cowboys will not face on the road this season.

Nov. 18, 2022 (Nassau, Bahamas)

UCF 60, OSU 56 OT

- C.J. Kelly** scored 18 points and **Ithiel Horton** hit the go-ahead three-pointer in overtime to lift UCF to a semifinal win in the Bahamas Championship.
- Horton's triple gave the Knights a 55-54 lead with 3:51 remaining in OT. Later, he made 1 of 2 free throws for a 58-56 advantage with 18 seconds to go. The two-point lead stood up when OSU missed twice at the rim on its final possession. Kelly made two free throws with less than a second remaining for the final margin.
- The Cowboys used an 11-0 run to take charge in the first half. They stretched a 28-17 halftime lead to 34-19 with 18:38 to go but managed just one more basket in the next nine minutes during a 16-3 UCF run.
- UCF freshman **Taylor Hendricks**, the eventual ninth overall pick in the 2023 NBA Draft, added 16 points and 12 rebounds for the Knights, who led for only 6:22, including overtime.
- Moussa Cisse** paced OSU with 14 points and 14 rebounds. **Avery Anderson** had 12 points, six rebounds and five assists, and **Kalib Boone** added 10 points.
- A battle of two elite defenses saw UCF shoot 30.5% to OSU's 29.3%.
- The Knights defeated Santa Clara two days later to take the tournament title.

Scouting the Knights:

- Eighth-year UCF head coach **Johnny Dawkins** was the 1986 NCAA player of the Year at Duke and spent 10 seasons in the NBA before transitioning into the coaching world. He won a pair of NIT championships during an eight-year run at Stanford (2008-16) and has since led the Knights to three postseasons, highlighted by a first round victory in the 2019 NCAA tournament.
- Dawkins returns just one starter from his 2022-23 squad, which finished 19-15 and defeated Florida in the first round of the NIT.
- The Knights have new faces but a similar approach. They average 72.0 points on a league-low 41.8% but have the nation's 14th best defense, per KenPom, and rank among the NCAA leaders in blocks (12th, 5.4), steals (21st, 8.9) and field goal percentage defense (26th, .406). Opponents are shooting just 45.2% from two-point distance (17th lowest).
- Junior guard **Jaylin Sellers**, a Ball State transfer, is the Big 12's fourth-leading scorer (16.5 ppg). He's made 105 free throws at an .847 clip.
- Junior guard **Darius Johnson**, the lone returning starter, averages 14.3 points and leads the team in threes (52 on 37.7%) and assists (4.0).
- Johnson (2.3) and Kansas City transfer **Shamarri Allen** (1.8) both rank among the league's top-five in steals.
- UCF has size and experience in the front court with a trio of fifth-years patrolling the paint.
- 6-8 forward **C.J. Walker** averages 6.8 points and 5.3 rpg.
- 7-foot San Jose State transfer **Ibrahima Diallo** (6.0 ppg, team-best 5.8 rpg) is the Big 12's leading shot-blocker (2.0 bpg) and 6-10 Jacksonville transfer **Omar Payne** ranks fourth at 1.5 per game.

Matchup Mashup:

- OSU's **Mike Marsh** and UCF's **Omar Payne** were teammates last season at Jacksonville and platooned at the center position.
- UCF fifth-year **Shemarri Allen** played his first two seasons at Cowley College in Arkansas City, Kan. (roughly an hour north of Stillwater).
- Both sides bring in radically different rosters from a year ago. OSU's **John-Michael Wright** is the only active returning starter from either

side of last year's box score (**Bryce Thompson** is currently out with an injury and UCF's **Darius Johnson** did not play in last year's game). The only others who saw action are OSU's **Quion Williams** and UCF's **C.J. Walker**.

- OSU is 2-2 against UCF head coach **Johnny Dawkins**. In addition to last year's matchup in the Bahamas, the Cowboys faced him three times during his time at Stanford (2008-16). OSU left Palo Alto with a 71-70 win on Dec. 16, 2009 as part of the Big 12/Pac 10 Hardwood Series and won a return game the following season in Stillwater (79-68). Dawkins' Cardinal avenged the loss in the semifinals of the 2011 NIT Season Tipoff in New York (82-67).
- UCF fifth-year **Shemarri Allen** played his first two seasons at Cowley College in Arkansas City, Kan. (roughly an hour north of Stillwater).
- Twin brothers **Joey** and **Stephen Graham** started their collegiate careers at UCF (2000-02) before transferring to OSU. Both sat out the 2002-03 season before helping the Cowboys to the 2004 Final Four and eventually went on to play in the NBA.

A Cowboy win would...

- Improve their record to 13-15 (5-10 Big 12).
- Make them 5-4 since their 0-6 start.
- Up their home record to 11-6.
- Make them 3-1 against the four Big 12 newcomers.
- Even the all-time series with UCF at 1-1 (1-0 in Stillwater and 1-0 Big 12 era).
- Make them 3-2 vs. Dawkins.

Up Next: at Texas

Saturday, Mar. 2, 1 p.m. CT (ESPN2)

- OSU is in Austin this weekend to take on Texas Longhorns (17-10, 6-8 heading into Tuesday night's matchup at Texas Tech).
- The Longhorns are led by fifth-year senior **Max Abmas**, an Oral Roberts transfer who is the nation's active leader in points (3,007), field goals (990) and three-pointers (494). He's one of just 12 players in Division I history with more than 3,000 career points.
- Texas has won the last four meetings.
- The Cowboys last won in Austin on Mar. 7, 2020.
- This their second visit to the 10,763-seat Moody Center, which opened its doors in April, 2022.

CURRENT COWBOYS VS. UCF (OSU Career Totals Only)

Player	Years	G	GS	MIN	FGM	FGA	FG%	3PM	3PA	3P%	FTM	FTA	FT%	OR	DR	TR	RPG	PF	AST	TO	BLK	STL	PTS	PPG
John-Michael Wright	2022-Pr.	1	1	41	1	9	.111	0	5	.000	4	4	1.000	0	3	3	3.0	1	0	1	0	1	6	6.0
Bryce Thompson	2021-Pr.	1	1	31	1	9	.111	0	2	.000	0	0	---	0	3	3	3.0	2	1	4	0	0	2	2.0
Quion Williams	2022-Pr.	1	0	6	1	2	.500	0	1	.000	0	0	---	0	1	1	1.0	1	0	1	0	0	2	2.0

Game Notes

Close Encounters of the Worst Kind:

- Nine of the 15 Cowboy losses have come down to the wire. OSU fell on a buzzer beaters to Oklahoma on Feb. 24. In eight others, the Cowboys had the ball with less than 20 seconds left and chance to tie or take the lead.
- OSU is **3-9** in games decided by five points in either direction.

Some Frosh Perspective:

- **13** Big 12 freshmen are averaging at least 10 minutes per game. **Four** of them are Cowboys.
- Rookies have combined for over a third of OSU's points (**35.9%**) and minutes (**35.9%**). Both percentages lead the Big 12.
- Freshmen have scored more than 40% of the points in each of the last three games.
- Only **six** of the league's 42 active freshmen have been on the court for more than half of their team's minutes. That group includes **Eric Dailey Jr.** (54.9%) and **Brandon Garrison** (56.2%).

Big 12 Freshmen Playing > 50% of Minutes

Player	School	% of Minutes
1. Milan Momcilovic	Iowa St.	77.7%
2. Ja'Kobe Walter	Baylor	76.5%
3. Eric Dailey Jr.	Oklahoma St.	55.8%
4. Brandon Garrison	Oklahoma St.	54.4%
5. Johnny Furphy	Kansas	54.2%
6. Yves Missi	Baylor	53.7%

Big 12 Freshmen // Highest Usage Rates

Player	School	Usage %
1. Jizzle James	Cincinnati	24.8%
2. Ja'Kobe Walter	Baylor	23.1%
3. Yves Missi	Baylor	22.0%
4. Eric Dailey Jr.	Oklahoma St.	21.9%
5. Brandon Garrison	Oklahoma St.	19.3%

Data Source: KenPom (through Feb. 22, 2024)

Double Trouble:

- A total of 92 players across all three levels of NCAA basketball began the week with 250+ career threes. OSU's **Jarius Hicklen** and **John-Michael Wright** are among the seven sets of teammates on that list. The duo have combined for 579 triples, including 87 this season.

Active NCAA Duos (All Levels) w/ 250+ 3Pt FGM

School	Count
Texas	749
Abmas (494), Horton (255)	
Arkansas-Pine Bluff	637
Williams (349), French (288)	
Creighton	594
Scheirman (327), Ashworth (267)	
Oklahoma State	579
Hicklen (291), Wright (288)	
Nevada	574
Lucas (319), McIntosh (255)	
Oakland	555
Gohlke (288), Lampman (267)	
North Carolina	515
Ryan (264), Davis (251)	

Through Feb. 26, 2024

Wright Climbs the All-Time Scoring List:

- **John-Michael Wright**, a second-year Cowboy who played his first three seasons at High Point, has tallied **2,072** career points. College Basketball Reference maintains an all-time list of top scorers at the major conference level. Wright's six-point day against Oklahoma jumped him from 509th into a tie for **503rd**.
- Wright's next point will move him into the top-500 all-time -- tied with Syracuse's **Hakim Warrick**. Not far ahead are Tennessee State's **Anthony Mason** (2,075 from 1984-88) and Duke's **Jon Scheyer** (2,007 from 2006-10) and **Jay Williams** (2,079 from 1999-02).

NCAA DI* Active 2,000-Point Scorers

Player	School	Points
1. Max Abmas	Texas +	3,007
2. Jahmir Young	Maryland +	2,535
3. Isaiah Stevens	Colorado St.	2,232
4. Tyler Thomas	Hofstra +	2,229
5. Antonio Reeves	Kentucky +	2,220
6. Travis Eevee	Rice +	2,213
7. Armando Bacot	North Carolina	2,203
8. Zach Edy	Purdue	2,197
9. Elijah Pepper	UC Davis	2,163
10. Marques Warrick	Northern Ky.	2,140
11. Hunter Dickinson	Kansas +	2,111
17. John-Michael Wright	Oklahoma St.+	2,072

+ = Played at multiple schools; Through Feb. 26, 2024

BYU Leftovers:

- The Cowboys' offensive performance against BYU on Feb. 17 (1.37 points per possession) was their most-efficient since Nov. 16, 2017 when they averaged 1.40 in a 91-48 win over Oral Roberts. It was their best in a Big 12 game since Feb. 13, 2010 when they scored 1.39 per possession to beat Oklahoma, 97-76.

OSU Big 12 Bests // Points-Per-Possession

Player	Season	Pts	Pos	PPP
1. at Colorado	Jan. 30, 2005	104	69	1.51
2. Oklahoma	Feb. 13, 2010	97	70	1.39
3. Nebraska	Feb. 19, 2000	94	68	1.38
4. BYU	Feb. 17, 2024	93	68	1.37
Texas Tech	Feb. 27, 1999	93	68	1.37

- OSU shot 59.6% from the field against BYU, including 11-of-22 from deep. The Cowboys' 70.2% effective field goal percentage was their highest since a Mar. 7, 2020 win at Texas when they shot 68% from the field (8/13 3pt).

Battling the Best:

- OSU dropped its first five games against AP top-25 opponents this season (four of them in Big 12 play) before upsetting then-No. 19 BYU on Feb. 17 at GIA.
- Seventh-year head coach **Mike Boynton Jr.** has posted **24** wins over nationally-ranked foes -- third-most in OSU history behind hall of famers **Eddie Sutton** (49) and **Henry Iba** (27). **13** of his victories have come inside Gallagher-Iba Arena.
- All-time OSU is **77-84** on its home floor against nationally-ranked teams.

Starting Strong:

- Freshman guard **Jamyron Keller's** 22 points against BYU were the most by a Cowboy in his first career start since Nov. 9, 2007 when freshman **James Anderson** went for 29 in a season-opening win over Prairie View A&M.
- Going back to the 1972-73 season (when freshmen became eligible for varsity competition), Keller is the ninth Cowboy to top 20 points in his first start, joining a list that includes future NBA talents **Cade Cunningham** (2020-21), **Anderson** (2007-08), **JamesOn Curry** (2004-05) and **Leroy Combs** (1979-80).

Cowboys w/ 20+ Points in First Start (1972-Pr.)

Pts	Player	Date / Opponent
29	James Anderson (Fr.)	11/9/07 vs. PV A&M
24	Obi Muonelo (Fr.)	3/5/07 at Nebraska
23	Darwyn Alexander (Fr.)	2/8/89 at Kansas
22	Jamyron Keller (Fr.)	2/17/24 vs. BYU
22	JamesOn Curry (Fr.)	1/30/05 at Colorado
21	Cade Cunningham (Fr.)	11/25/20 at UTA
21	Jean-Paul Olukemi (So.)	1/15/11 at Colorado
21	Leroy Combs (Fr.)	12/13/79 at SD St.
20	Ray Alford (Jr.)	11/27/84 vs. SFA

Working Overtime:

- OSU has played 17 overtime games under seventh-year head coach **Mike Boynton Jr.** including 12 in conference play.
- The Cowboys are 0-2 this season, falling to Notre Dame (Nov. 17) and Baylor (Jan. 6).
- OSU has lost six straight and seven of its last eight in OT going back to 2021-22 season. Prior to that, the Cowboys had won six in a row.

OKC Native is OSU's First 2024 Signee:

- Another of Oklahoma's own will suit up for the Cowboys next fall. 6-foot-4 playmaker **Jeremiah Johnson** made his Oklahoma State commitment official on Nov. 8 by signing an NLI.
- Originally from Oklahoma City, Johnson played for Utah-based Wasatch Academy last spring in the National Interscholastic Basketball League and will further test himself this year in the Overtime Elite League while competing for PHHoenix (AZ) Prep.
- Johnson is a four-star recruit, per ESPN, and 247Sports rates him the No. 141 prospect in the Class of 2024. He chose the Cowboys over finalists LSU, SMU, Saint Louis and TCU.

Boynton on Johnson:

- *"We're excited for another homegrown Oklahoma athlete to decide Stillwater is the place to be. Jeremiah Johnson has had a heck of a journey. He's endured setbacks but shown tremendous resiliency. We look forward to his continued growth once he gets to campus. Jeremiah is a high-level athlete and competitor. He's driven to be his best and wants to win above anything else. His versatility will be a great asset. He can function as a both scorer and as a playmaker and shot creator for his teammates."*

Head Coach Mike Boynton Jr.



Mike Boynton Jr.
7th year | South Carolina '03

- **"Let's Work!"** More than just a cliché team slogan, this defense-first, blue collar mentality is the foundation for seventh-year head coach **Mike Boynton Jr.**'s program at Oklahoma State.
- The 41-year-old Brooklyn native has guided the program to **five** postseason victories during his tenure along with **three** 20-win campaigns while winning the hearts and minds of the OSU community.
- The 2021 Cowboys finished with a No. 11 ranking and reached the second round of the NCAA tournament, while the 2018 and 2023 squads both advanced to the NIT quarterfinals.
- OSU's Nov. 12, 2023 win over Sam Houston State was Boynton's **108th** and moved him into sole possession of fourth on OSU's career wins list.
- Boynton's **24** wins over nationally-ranked teams are the third-most in OSU history behind Eddie Sutton (49) and Henry Iba (27) and **11** of those victories have come against top-10 foes.
- Boynton's teams have led the Big 12 in blocked shots and finished among the top-20 in KenPom's defensive efficiency rankings in each of the last **three** seasons.
- Known as one of college basketball's good guys, Boynton was a finalist for the 2021 Skip Prosser Man of the Year, given annually to a head coach who exhibits strong moral character. Core values of his program center on **respect, appreciation, accountability and discipline.**
- In his first six seasons as the helm, Boynton mentored **10** All-Big 12 selections and **22** academic all-conference honorees, including **Cade Cunningham**, who earned consensus First Team All-American, National Freshman of the Year and Big 12 Player of the Year honors during a standout 2020-21 season.

Cowboys in the Pros:

- Cunningham – drafted No. 1 overall by the Detroit Pistons – is one of three Boynton Era Cowboys who have gone on to play in the NBA, joined by **Cameron McGriff** (Blazers) and **Lindy Waters III** (Thunder).

On the Recruiting Trail:

- Boynton's tireless work ethic extends to all areas of the Cowboy program but has been most evident on the recruiting trail. Since November, 2019 he's signed **three** five-star and **12** four-star recruits, including Cunningham – the No. 1 recruit in the Class of 2020 and winner of the Naismith Trophy as the nation's best high school player.
- OSU's 2023 class (which has been ranked as high as seventh by national pundits) is Boynton's highest-rated, edging out the 2020 group. The front court trio of **Brandon Garrison** (Rivals No. 30), **Eric Dailey Jr.** (247Sports, No. 33) and **Justin McBride** (Rivals No. 79) all earned four-star grades, while guards **Jamyron Keller** (Rivals No. 134) and **Connor Dow** were three-star prospects. Not included in that ranking was redshirt freshman **Isaiah Miranda**, who ranked as high as 29th in that class before reclassifying.
- Garrison joined current Cowboy senior **Bryce Thompson** and Cunningham as former McDonald's All-Americans have who have gone on to play for Boynton.

Rivals 2023 Recruiting Class Rankings

School	5-Star	4-Star	3-Star
1. Duke	4	0	0
2. Southern Cal	1	2	0
3. Connecticut	1	4	0
4. Michigan St.	1	3	0
5. Iowa St.	1	3	1
6. Oregon	2	1	0
7. Oklahoma St.	0	3	2
8. Louisville	1	2	0
9. Maryland	0	3	1
10. Memphis	0	4	0

Boynton's Top-25 Signing Classes

2019 (25th)
2020 (10th)
2023 (7th)

Boynton with USA Basketball:

- Boynton has been active with USA Basketball in each of the last three off seasons, serving as an assistant coach for the United States and the 2023 FIBA U19 World Cup in Hungary and the 2022 FIBA U18 Americas in Tijuana, Mexico. The latter team – which included Dailey and Garrison – won a gold medal. In the summer of 2021, Boynton served as a court coach for the U19 National Team training camp in Fort Worth, Texas.

Cowboys in the Classroom:

- As a first-generation college graduate, academics are near and dear to Boynton's heart and play an important role within his program. In his first six years, OSU has had **22** Academic All-Big 12 selections, including a school-record **seven** honorees in 2022-23. The Cowboys collectively posted a **3.01** GPA during the 2022-23 academic year to earn the NABC's coveted Academic Team Excellence Award.

THE BOYNTON FILE

YEAR-BY-YEAR

Season	Overall	Big 12	Postseason
2017-18	21-15	8-10	2-1, NIT QF
2018-19	12-20	5-13	-
2019-20	18-14	7-11	canceled
2020-21	21-9	11-7	1-1, NCAA 32
2021-22	15-15	8-10	ineligible
2022-23	20-16	8-10	2-1, NIT QF
2023-24	12-15	4-10	
Totals	119-104	51-71	5-3

COACHING RESUME

2017-Pr.	Head Coach, Oklahoma State
2016-17	Assistant Coach, Oklahoma State
2013-16	Assistant Coach, Stephen F. Austin
2018-13	Assistant Coach, South Carolina
2007-08	Associated Head Coach, Wofford
2005-07	Assistant Coach, Coastal Carolina
2004-05	Graduate Assistant, Furman

COACHING HONORS

2021	Jim Phelan National COY finalist
2021	Skip Prosser Man of the Year finalist

WITH USA BASKETBALL

2023	Assistant Coach / FIBA U19 World Cup
2022	Assistant / FIBA U18 Americas*
2021	Court Coach/ FIBA U19 Training Camp

*=Gold medalists

PERSONAL INFO

- Birthday: Jan. 17, 1982
 Hometown: Brooklyn, New York
 Wife: Jenny, Children: Ace & Zoe
 Alma Mater: South Carolina, '03 (African American Studies)
- Four-year letterman (2000-04)
 - Ranks among USC career leaders in games (125)
 - Made 79 threes on 40.6% accuracy as a senior and led the Gamecocks to an NCAA tournament appearance.

BOYNTON ERA MILESTONES

Nov. 10, 2017 -- Stillwater/GIA

OSU 78, Pepperdine 47
Boynton's first win as head coach; First at GIA

Dec. 16, 2017 -- Sunrise, Fla.

OSU 71, #19 Florida State 70
First win over a nationally-ranked opponent

Jan. 6, 2017 -- Stillwater/GIA

OSU 96, Iowa State 87
First Big 12 win

Mar. 3, 2017 -- Stillwater/GIA

OSU 82, #6 Kansas 64
First Big 12 team to sweep Kansas since 2004

Mar. 19, 2021 -- Indianapolis

OSU 69, Liberty 62
First NCAA tournament win

Jan. 15, 2022 -- Waco, Texas

OSU 61, #1 Baylor 54
Program's first road win over AP No. 1

Feb. 1, 2023 -- Norman, Okla.

OSU 71, Oklahoma 61
100th career victory

Game Notes

NET RANKINGS

OKLAHOMA STATE TEAM SHEET (As of Feb. 23)

Quadrant 1		2-10	
H: 1-30 • N: 1-50 • A: 1-75			
Nov. 30	Creighton	11	L 65-79
Jan. 6	Baylor	16	ot L, 70-75
Jan. 9	@Texas Tech	35	L, 73-90
Jan. 13	@Iowa St.	8	L, 42-66
Jan. 16	Kansas	14	L, 66-90
Jan. 20	@Kansas St.	73	L, 66-70
Jan. 23	TCU	30	L, 69-74
Jan. 30	@Kansas	14	L, 54-83
Feb. 6	@Houston	1	L, 63-79
Feb. 10	@Oklahoma	39	L, 62-66
Feb. 17	BYU	13	W, 93-83
Feb. 21	@Cincinnati	45	W, 80-76
Mar. 2	@Texas	40	-
Mar. 9	@BYU	13	-

Quadrant 2		1-3	
H: 31-75 • N: 51-100 • A: 76-135			
Nov. 16	vs. St. Bonaventure	71	L 64-66
Dec. 5	@Southern Illinois	103	L 68-70
Feb. 3	Kansas St.	73	W, 75-72
Feb. 24	Oklahoma	39	ot L, 82-84
Feb. 28	UCF	69	-
Mar. 5	Texas Tech	35	-

Quadrant 3		2-1	
H: 76-160 • N: 101-200 • A: 136-240			
Nov. 17	vs. Notre Dame	142	ot L 64-66
Dec. 10	Tulsa	191	W, 72-57
Jan. 27	West Virginia	148	W, 70-66

Quadrant 4		7-1	
H: 161-362 • N: 201-362 • A: 241-362			
Nov. 6	Abilene Christian	254	L 59-64
Nov. 12	Sam Houston	164	W 85-70
Nov. 20	New Orleans	347	W 96-68
Nov. 24	Houston Christian	356	W 92-65
Dec. 17	Oral Roberts	271	W, 81-60
Dec. 20	Wofford	190	W, 76-70
Dec. 31	South Carolina St.	292	W, 86-70
Jan. 3	Chicago St.	295	W, 72-53

BIG 12 IN THE NET RANKINGS (As of Feb. 26)

NET	Team	W-L	NET SOS
1	Houston	24-3	27
8	Iowa St.	21-6	35
13	BYU	19-8	59
14	Kansas	20-6	6
16	Baylor	18-8	5
30	TCU	19-8	41
35	Texas Tech	19-8	37
39	Oklahoma	19-8	52
40	Texas	17-10	16
45	Cincinnati	16-11	44
69	UCF	14-12	57
73	Kansas St.	16-11	30
113	Oklahoma St.	12-15	34
148	West Virginia	9-18	19

NOTING THE PROGRAM

- Cowboy Basketball enjoys a rich history with two national championships (1945 & 1946) and five representatives in the Naismith Memorial Basketball Hall of Fame.
- OSU was the first Division I men's basketball program to win back-to-back national titles. Then known as the Aggies of Oklahoma A&M, they defeated NYU, 49-45, in the 1945 NCAA tournament title game and downed North Carolina, 43-40, for the 1946 crown. Both games were played at Madison Square Garden.
- Gallagher-Iba Arena is often referred to as The Madison Square Garden of the Plains. The historic venue enters its 85th season of use in 2023-24. Cowboy teams are 850-256 all-time. A 2000 renovation doubled the building's capacity of the while perserving its history and sightlines.

NAISMITH HALL OF FAMERS

Bob Kurland	Enshrined in 1961
Mr. Henry Iba	Enshrined in 1969
Don Haskins	Enshrined in 1997
Bill Self	Enshrined in 2017
Eddie Sutton	Enshrined in 2020

COLLEGE BASKETBALL HALL OF FAMERS

Don Haskins	Inducted in 2006
Mr. Henry Iba	Inducted in 2006
Bob Kurland	Inducted in 2006
Eddie Sutton	Inducted in 2011

- Mr. Henry Iba** was one of college basketball first great head coaches, responsible for pioneering modern concepts such as a patterned, motion offense. He was also the first to incorporate the help principles of zone defense with man-to-man defense. Iba won 752 games over his 40-year career -- the last 36 of which came in Stillwater.
- A three-time All-American from 1943-46 and the Most Outstanding Player on each of OSU's national title winners, **Bob Kurland's** not only left his mark in college basketball's record book but also its rule book. One of the game's first 7-footers was known to routinely leap up and grab opponent shots before they hit the rim, leading the creation of the goaltending rule.
- Kurland is also credited with college basketball's first dunk during a 1944 road game at Temple. *"The ball happened to be under the basket. I got it up and stuffed it in. That started it, I guess,"* he told the Orlando Sentinel in 2012. *"It was an unintentional accident. It wasn't planned, just a spontaneous play in Philadelphia."*
- Eddie Sutton** played and coached under Iba in the 1950s and returned in 1990 to lead OSU back to national prominence with Final Fours in 1994 and 2005. OSU's court is named in his honor.
- Before he coached Texas Western to the 1967 national title and inspired the motion picture Glory Road, **Don Haskins** played for Iba at OSU. The 1952 graduate lettered three years for the Aggies and played on two NCAA semifinalists.
- Kansas head coach **Bill Self** played four years at OSU (1981-85) and spent seven years as an OSU assistant under Sutton (1986-93) before landing his first head coaching job at ORU.

OSU'S RECORD...

	'23-24	Boynnton	Streak
Overall	12-15	119-104	L1
Non-Conference (Reg.)	8-5	58-26	W5
Big 12 Reg. Season	4-10	51-71	L1
Big 12 Tournament	-	5-4	L1
Postseason	-	5-3	L1
Home	10-6	75-39	L1
Away	1-7	27-50	W1
Neutral	1-2	17-15	W1
vs. AP Top 25	1-5	24-46	W1
Shooting 50% or better	5-1	35-5	L1
Shooting <50%	7-14	84-99	L2
Outshooting (or matching) foe	9-3	101-28	L1
Outshot	3-12	18-76	L2
Opponent shoots 50% or better	1-7	4-32	L1
Opponent shoots < 40%	5-1	80-22	W6
Outrebounding opponent	7-4	83-34	L1
Outrebounded	5-10	39-70	L1
Rebounds Even	0-1	4-6	-
Committing fewer turnovers	6-5	50-45	W1
Committing more turnovers	4-9	60-50	L1
Turnovers even	1-2	8-10	-
Forcing < 10 turnovers	1-7	6-23	L1
Forcing 10-14 turnovers	8-7	54-40	--
Forcing 15-19 turnovers	1-2	43-28	--
Forcing 20+ turnovers	1-0	15-14	W1
Outscoring opp. at FT line	6-9	77-33	W2
Outscored at FT line	5-5	37-64	L2
Free throws even	1-1	5-7	--
Scoring 80+ points	7-1	50-9	L1
Scoring 90+ points	3-0	12-0	W12+
Scoring 100+ points	-	2-0	W2+
Opponent scores < 50 points	-	8-0	W8+
Opponent scores < 60 points	2-0	38-5	W6
Opponent scores < 70 points	6-5	81-28	L1
Opponent scores < 80 points	11-11	111-70	W1
Opponent scores 80+ points	1-4	7-34	L1
Opponent scores 90+ points	0-2	2-7	L3
Opponent scores 100+ points	-	0-2	L2+
Leading at Halftime	10-3	-	L1
Trailing at Halftime	1-11	-	L3
Tied at Halftime	0-1	-	-
Overtime Games	0-3	9-9	L7
One Possession Games (1-3 pts)	1-4	18-20	L1
Margin of 5 points or less	3-9	35-37	L1
Single-digit margins	4-9	61-51	L1
Double-digit margins	8-6	57-52	--
20+ point margins	3-3	23-13	--
Sunday	4-0	-	-
Monday	1-1	-	-
Tuesday	1-6	-	-
Wednesday	2-0	-	-
Thursday	0-2	-	-
Friday	1-1	-	-
Saturday	3-5	-	-
November	3-4	33-11	L1
December	4-1	20-17	W4
January	2-7	22-37	L1
February	3-3	24-30	L1
March	-	20-9	L1
Before Noon	-	-	-
Noon to 6 p.m. Local	8-3	-	-
6-8 p.m. Local	4-6	-	-
After 8 p.m. Local	0-6	-	-

National Rankings & Leaderboards

POLL WATCH

Associated Press Poll, Feb. 26

Team	Record	Points	Last
1 Houston (53)	24-3	1540	2
2 Purdue (4)	25-3	1460	3
3 UConn (5)	25-3	1459	1
4 Tennessee	21-6	1338	3
5 Marquette	21-6	1243	7
6 Arizona	21-6	1188	4
7 Kansas	21-6	1156	9
8 Iowa St.	21-6	1155	6
9 North Carolina	21-6	1130	10
10 Duke	21-6	976	8
11 Auburn	21-6	862	14
12 Creighton	20-8	738	15
13 Illinois	20-7	726	12
14 Alabama	19-8	695	13
15 Baylor	19-8	689	11
16 Kentucky	19-8	649	17
17 Saint Mary's	23-6	646	18
18 South Carolina	22-5	471	20
19 Washington St.	21-7	361	21
20 San Diego St.	21-7	305	19
21 Dayton	21-5	261	16
22 Utah St.	22-5	207	NR
23 Gonzaga	22-6	184	NR
24 Florida	19-8	140	NR
25 South Florida	21-5	127	NR

Others receiving votes: **BYU 92**, **Texas Tech 65**, Clemson 45, **TCU 45**, Wake Forest 44, Wisconsin 42, Nevada 25, Colorado St. 20, Arizona St 17, New Mexico 10, FAU 8, **Oklahoma 7**, Nebraska 7, Mississippi St. 5, Washington 4, Appalachian St 3, Northwestern 1, Boise St. 1, McNeese St. 1, Indiana St 1, Loyola Chicago 1

USA Today Coaches Poll, Feb. 26

Team	Record	Points	Last
1 Houston (25)	24-3	791	2
2 UConn (3)	25-3	756	1
3 Purdue(4)	25-3	755	3
4 Tennessee	21-6	698	5
5 Marquette	21-6	616	8
6 Iowa St.	21-6	605	6
7 Arizona	21-6	597	4
8 North Carolina	21-6	589	9
9 Kansas	21-6	582	10
10 Duke	21-6	461	7
11 Auburn	21-6	426	14
12 Creighton	20-8	412	15
13 Alabama	19-8	372	13
14 Baylor	19-8	353	11
15 Kentucky	19-8	351	17
16 Illinois	20-7	348	12
17 Saint Mary's	23-6	332	18
18 South Carolina	22-5	214	20
19 San Diego St.	21-7	153	19
20 Dayton	21-5	152	16
21 Washington St.	21-7	149	22
22 Gonzaga	22-6	132	NR
23 Utah St.	22-5	114	NR
24 Florida	19-8	98	NR
25 South Florida	21-5	57	NR

Others receiving votes: **BYU 53**, Wake Forest 51, **TCU 36**, **Texas Tech 35**, Wisconsin 20, **Oklahoma 19**, Clemson 15, Nevada 14, Virginia 10, Appalachian State 8, Nebraska 8, Seton Hall 7, Loyola Chicago 3, Northwestern 3, Indiana State 2, James Madison 2, Boise State 1

OSU ON THE LEADERBOARDS (as of Feb. 26)

Team Statistics	NCAA	B12	Tot.	Big 12 Leader(s)	NCAA Leader(s)
Three Point Attempts Per Game (351 ranked)	69	2	24.5	BYU 32.4	North Florida 33.6
Fouls Per Game (351 ranked)	79	5	15.6	Texas Tech 14.4	Creighton 11.3
Three Pointers Per Game (351 ranked)	79	4	8.5	BYU 11.4	North Florida 12.0
Assists Per Game (351 ranked)	115	9	14.1	Kansas 19.7	Kansas 19.7
Effective FG pct (351 ranked)	125	9	0.523	Baylor 0.567	Indiana St. 0.596
Three Point Percentage Defense (351 ranked)	142	8	33.0	Oklahoma 29.0	N.C. Central 26.6
Three Point Percentage (351 ranked)	145	7	34.6	Baylor 39.6	Kentucky 41.0
Bench Points per game (351 ranked)	148	8	20.67	BYU 32.19	Cornell 36.72
Scoring Defense (351 ranked)	169	13	71.6	Houston 56.1	Houston 56.1
Field Goal Percentage (351 ranked)	170	9	44.8	Kansas 50.2	Wright St. 53.3
Rebound Margin (351 ranked)	171	13	1.0	Cincinnati 8.8	Saint Mary's (CA) 11.9
Assist/Turnover Ratio (351 ranked)	176	11	1.10	BYU 1.80	Virginia 1.83
Fastbreak Points (351 ranked)	181	11	9.70	TCU 19.52	TCU 19.52
Free Throw Attempts Per Game (351 ranked)	191	10	19.0	Baylor 22.8	Winthrop 26.8
Steals Per Game (351 ranked)	206	10	6.3	Iowa St. 10.6	UTEP 11.8
Rebounds (Defensive) Per Game (351 ranked)	207	10	24.93	Kansas 28.22	UT Martin 31.41
Turnovers Forced Per Game (351 ranked)	209	10	11.59	Iowa St. 17.89	UTEP 18.96
Scoring Margin (351 ranked)	212	13	0.5	Houston 18.1	McNeese 19.4
Scoring Offense (351 ranked)	228	11	72.0	BYU 82.8	Alabama 91.1
Free Throws Made Per Game (351 ranked)	230	11	13.0	Baylor 16.7	High Point 20.6
Winning Percentage (351 ranked)	240	13	44.4	Houston 88.9	James Madison 89.7
Rebounds Per Game (351 ranked)	256	14	34.19	Cincinnati 40.41	Florida 43.89
Turnovers Per Game (351 ranked)	257	11	12.8	Houston 8.7	Virginia 8.3
Rebounds (Offensive) Per Game (351 ranked)	262	12	9.26	Houston 14.41	Texas A&M 17.78
Turnover Margin (351 ranked)	272	12	-1.2	Houston 7.5	Houston 7.5
Blocks Per Game (351 ranked)	273	14	2.7	UCF 5.4	App State 6.9
Free Throw Percentage (351 ranked)	292	13	68.5	Texas Tech 77.5	Villanova 81.8
Field Goal Percentage Defense (351 ranked)	297	14	45.7	Houston 37.6	Houston 37.6


Individual Statistics	Player	NCAA	B12	Tot.	Big 12 Leader(s)
Free Throw Percentage (350 ranked)	Javon Small	78	5	85.6	Javian McCollum, Oklahoma 94.0
Assists Per Game (339 ranked)	Javon Small	81	7	4.5	RayJ Dennis, Baylor 6.5
Assists (343 ranked)	Javon Small	92	8	118	RayJ Dennis, Baylor 176
Blocks (341 ranked)	Brandon Garrison	134	6	35	Ibrahima Diallo, UCF 49
Blocks Per Game (348 ranked)	Brandon Garrison	135	6	1.30	Ibrahima Diallo, UCF 1.96
Minutes Per Game (350 ranked)	Javon Small	186	9	33:18	Taylor Perry, Kansas St. 36:38
Double Doubles (561 ranked)	Quion Williams	194	6	4	Hunter Dickinson, Kansas 14
Rebounds (Defensive) Per Game (350 ranked)	Javon Small	242	7	4.65	Hunter Dickinson, Kansas 8.37
Free Throws (348 ranked)	Javon Small	243	11	89	Taylor Perry, Kansas St. 124
Assist/Turnover Ratio (350 ranked)	Javon Small	255	16	1.55	Aly Khalifa, BYU 3.32
Three Pointers Per Game (344 ranked)	Javon Small	294	13	1.96	LJ Cryer, Houston 2.93
Total 3-point FGM (335 ranked)	Javon Small	312	13	51	LJ Cryer, Houston 79
Points Per Game (349 ranked)	Javon Small	316	12	14.6	Kevin McCullar Jr., Kansas 19.0
Three Point Attempts (344 ranked)	John-MichaelWright	326	14	138	Taylor Perry, Kansas St. 224
Rebounds (Offensive) Per Game (349 ranked)	Quion Williams	335	17	1.89	Sam Godwin, Oklahoma 3.08
Three Point Attempts (344 ranked)	Javon Small	344	16	135	Taylor Perry, Kansas St. 224
Points (348 ranked)	Javon Small	348	12	380	Hunter Dickinson, Kansas 494
Double Doubles (561 ranked)	Eric Dailey Jr.	384	13	2	Hunter Dickinson, Kansas 14
Double Doubles (561 ranked)	Javon Small	384	13	2	Hunter Dickinson, Kansas 14
Double Doubles (561 ranked)	Brandon Garrison	561	29	1	Hunter Dickinson, Kansas 14
Double Doubles (561 ranked)	Mike Marsh	561	29	1	Hunter Dickinson, Kansas 14
Field Goal Attempts (347 ranked)	-	-	-	-	Hunter Dickinson, Kansas 379
Field Goal Percentage (349 ranked)	-	-	-	-	KJ Adams, Jr., Kansas 61.2
Field Goals (344 ranked)	-	-	-	-	Hunter Dickinson, Kansas 211
Free Throw Attempts (338 ranked)	-	-	-	-	Keshon Gilbert, Iowa St. 145
Rebounds (345 ranked)	-	-	-	-	Hunter Dickinson, Kansas 293
Rebounds Per Game (350 ranked)	-	-	-	-	Hunter Dickinson, Kansas 10.9
Steals (317 ranked)	-	-	-	-	Tamin Lipsey, Iowa St. 73
Steals Per Game (345 ranked)	-	-	-	-	Tamin Lipsey, Iowa St. 2.81
Three Point Percentage (91 ranked)	-	-	-	-	LJ Cryer, Houston 38.0
Triple Doubles (6 ranked)	-	-	-	-	Kevin McCullar Jr., Kansas 2

Leaderboards are updated daily throughout the season at stats.ncaa.org

For averages, players must have competed in at least 75% of his team's games.

Other minimums also apply: FG% (5.0 FGM/game), 3PT% (2.5 3FGM/game), FT% (2.5 FTM/game), A:TO Ratio (3.0 APG)

Player Bios



1



Bryce Thompson

6-6 | 205 | SR-2L | G | Tulsa, Okla. | Booker T. Washington HS / Kansas

Thompson's Career Statistics

Season	School	GP-GS	MIN/MPG	FGM-A	FG%	3FGM-A	3FG%	FTM-A	FT%	OR	DR	TR	RPG	PF-FO	A	TO	BLK	STL	TP	PPG
2020-21	Kansas (Fr.)	20-4	343/17.2	36-102	.353	8-36	.222	11-17	.647	5	25	30	1.5	30-0	22	21	3	7	91	4.6
2021-22	OSU (So.)	29-25	759/26.2	119-288	.413	29-100	.290	40-60	.667	13	53	66	2.3	54-0	32	36	4	17	307	10.6
2022-23	OSU (Jr.)	36-36	1098/30.5	161-411	.392	61-165	.370	41-75	.547	8	87	95	2.6	82-1	93	93	4	22	424	11.8
2023-24	OSU (Sr.)	18-17	500/27.8	71-180	.394	31-90	.344	35-52	.673	8	26	34	1.9	39-0	27	34	2	14	208	11.6
OSU TOTALS		83-78	2357/28.4	351-879	.399	121-355	.341	116-187	.620	29	166	195	2.3	175-1	152	163	10	53	939	11.3
NCAA TOTALS		103-82	2700/26.2	387-981	.394	129-391	.330	127-204	.623	34	191	225	2.2	205-1	174	184	13	60	1030	10.0

Thompson's OSU Bests

Points	23	KANSAS ST. (2/19/22)
Rebounds	9	OKLAHOMA (1/18/23)
FG Made	10	at Kansas St. (2/2/22)
FG Attempts	18	at Texas (1/22/22)
3-Point FGM	7	at Kansas (12/31/22)
3-Point Att.	11	EASTERN WASH. (3/19/23)
FT Made	7	KANSAS (1/17/24)
FT Attempts	8	3x, Last: KANSAS (1/17/24)
Assists	6	A&M-CC (12/20/22)
Steals	4	TEXAS TECH (2/8/23)
Blocks	2	IOWA ST (2/11/21)
Minutes	41:53	BAYLOR (1/6/24) in OT

Misc. Totals

	23-24	Career
10+ Points	9	46
20+ Points	1	7
30+ Points	-	-
10+ Rebounds	-	-
10+ Assists	-	-
Double-Doubles	-	-
Dunks	3	
Fouls Drawn	58	
Points Leader	8	19
Rebound Leader	-	1
Assist Leader	3	18


2023-24 Game-by-Game

Date	Opponent	GS	Min	FG	3Pt	FT	OR	DR	TR	PF	A	TO	Blk	Stl	TP
N.6	Abilene Chrst.	*	27	8-15	1-3	2-7	0	3	3	3	1	3	0	1	19
N.12	Sam Houston		21	6-11	4-5	1-2	1	1	2	1	3	1	0	0	17
N.16	vs. St. Bonaventure	*	16	2-6	1-4	2-2	0	0	0	1	2	1	0	0	7
N.17	vs. Notre Dame		dnp												
N.20	New Orleans		dnp												
N.24	Houston Chrst.		dnp												
N.30	Creighton	*	21	3-8	1-2	0-0	0	0	0	4	0	1	0	0	7
D.5	at Southern Ill.	*	31	3-13	0-5	0-0	0	1	1	1	0	0	0	1	6
D.10	vs. Tulsa	*	24	3-8	1-5	0-0	1	1	2	2	2	6	0	1	7
D.17	Oral Roberts	*	24	4-11	4-9	1-2	2	0	2	1	4	1	0	1	13
D.20	Wofford	*	34	6-12	5-7	2-2	1	3	4	1	3	0	0	3	19
D.31	S. Carolina St.	*	32	5-11	4-9	3-5	0	4	4	1	3	1	1	2	17
J.3	Chicago St.	*	33	4-11	2-7	3-3	1	1	2	1	0	2	0	0	13
J.6	Baylor^	*	42	5-16	0-6	5-5	0	2	2	3	2	2	0	0	15
J.9	at Texas Tech^	*	39	7-11	1-3	2-4	1	2	3	3	2	3	1	0	17
J.13	at Iowa St.^	*	25	3-8	1-3	0-2	1	1	2	4	0	5	0	0	7
J.16	Kansas^	*	30	5-11	3-7	7-8	0	1	1	4	2	1	0	2	20
J.20	at Kansas St.^	*	27	2-8	1-6	2-4	0	3	3	4	0	4	0	2	7
J.23	TCU^	*	34	3-10	1-5	2-2	0	2	2	3	1	1	0	1	9
J.27	West Virginia^	*	35	2-9	1-3	3-4	0	1	1	2	0	2	0	0	8
J.30	at Kansas^	*	4	0-1	0-1	0-0	0	0	0	0	2	0	0	0	0
F.3	Kansas St.^		dnp												
F.6	at Houston^		dnp												
F.10	at Oklahoma^		dnp												
F.17	BYU^		dnp												
F.21	at Cincinnati^		dnp												
F.24	Oklahoma^														
F.28	UCF^														
M. 2	at Texas^														
M. 5	Texas Tech^														
M. 9	at BYU^														

Profile:

- Explosive guard stepped into a leadership role this year as OSU's longest-tenured scholarship player (3rd season).
- Injured his shoulder in the Jan. 30, 2024 game at Kansas and is out for the season.
- Scored his 1,000th collegiate point on Jan. 16 vs. KU and needs just 61 more to join OSU's 1,000-point club.
- Ranks 20th on OSU's career triples list (121).
- Has hit 31 threes this season on 34.4% accuracy...
- Averaging 3.1 on 46.7% in OSU wins.
- 20-point outing vs. Kansas (Jan. 16) was a season-high and the seventh 20-point game of his OSU career.
- Named Second Team Academic All-Big 12 in 2022-23 when he started all 36 games and averaged a team-high 11.2 points, along with 2.6 assists and 1.1 steals in 28.5 minutes. Knocked down 61 threes (1.69-per-game) on 37.0% accuracy.
- 2020 McDonald's All-American and two-time Oklahoma Gatorade Player of the Year, played his freshman season at Kansas before arriving at OSU.
- Born Feb. 26, 2002. Son of Rod and Goldie Thompson. Father played for former OSU Cowboy Bill Self at Tulsa in the 1990s.
- In addition to English, is fluent in French.
- Psychology major.

Player Bios



2



Eric Dailey Jr.

6-8 | 230 | FR-PS | F | Palmetto, Fla. | IMG Academy

Dailey's Career Statistics

Season	School	GP-GS	MIN/MPG	FGM-A	FG%	3FGM-A	3FG%	FTM-A	FT%	OR	DR	TR	RPG	PF-FO	A	TO	BLK	STL	TP	PPG
2023-24	OSU (Fr.)	27-16	612/22.7	95-191	.497	16-49	.327	41-74	.554	44	89	133	4.9	51-0	46	31	3	23	247	9.1
OSU TOTALS		27-16	612/22.7	95-191	.497	16-49	.327	41-74	.554	44	89	133	4.9	51-0	46	31	3	23	247	9.1

Dailey's OSU Bests

Points	20	OKLAHOMA (2/24/24) in ot
Rebounds	11	2x, Last: ORU (12/17/23)
FG Made	8	OKLAHOMA (2/24/24) in ot
FG Attempts	11	2x, Last: WOFFORD(12/20/23)
3-Point FGM	2	2x, Last: CREIGHTON (11/30/23)
3-Point Att.	5	WOFFORD (12/20/23)
FT Made	4	2x, Last: UNO (11/20/23)
FT Attempts	8	ABILENE CHRST. (11/6/23)
Assists	4	4x, Last: OKLA. (2/24/24)
Steals	2	4x, Last: CHICAGO ST. (1/3/24)
Blocks	1	3x, Last: at Houston (2/6/24)
Minutes	34:57	OKLAHOMA (2/24/24) in ot

Misc. Totals

	23-24	Career
10+ Points	12	12
20+ Points	1	1
30+ Points	-	-
10+ Rebounds	2	2
10+ Assists	-	-
Double-Doubles	2	2
Dunks	10	10
Fouls Drawn	58	58
Points Leader	3	3
Rebound Leader	5	5
Assist Leader	3	3

2023-24 Game-by-Game

Date	Opponent	GS	Min	FG	3Pt	FT	OR	DR	TR	PF	A	TO	Blk	Stl	TP
N.6	Abilene Chrst.		23	1-4	0-2	4-8	2	3	5	1	4	3	0	2	6
N.12	Sam Houston	*	27	3-8	1-4	2-3	0	6	6	1	2	0	0	1	9
N.16	vs. St. Bonaventure	*	31	6-10	2-3	1-2	1	3	4	2	2	2	0	1	15
N.17	vs. Notre Dame	*	33	1-5	0-2	1-2	1	2	3	2	1	0	0	0	3
N.20	New Orleans	*	29	5-8	0-1	4-5	3	6	9	2	4	3	0	2	14
N.24	Houston Chrst.	*	15	4-8	1-2	3-6	2	4	6	1	2	1	0	1	12
N.30	Creighton	*	33	4-6	2-3	3-5	3	8	11	2	2	0	0	1	13
D.5	at Southern Ill.	*	23	2-7	0-2	1-2	1	3	4	3	2	1	1	0	5
D.10	vs. Tulsa	*	21	1-5	0-2	3-7	1	5	6	1	3	2	0	1	5
D.17	Oral Roberts	*	30	5-11	2-4	0-0	2	9	11	1	2	2	0	1	12
D.20	Wofford	*	17	5-11	1-5	1-1	1	2	3	0	4	0	0	2	12
D.31	S. Carolina St.	*	22	5-8	1-2	0-0	4	0	4	1	1	3	0	0	11
J.3	Chicago St.	*	29	4-8	1-3	3-4	0	9	9	3	3	1	1	2	12
J.6	Baylor^	*	33	4-8	0-3	1-4	0	2	2	2	0	1	0	1	9
J.9	at Texas Tech^	*	20	3-6	0-3	0-0	1	4	5	2	0	0	0	0	6
J.13	at Iowa St.^	*	19	4-7	1-2	3-4	2	2	4	3	1	1	0	0	12
J.16	Kansas^	*	21	4-5	0-0	1-2	1	0	1	3	0	0	0	1	9
J.20	at Kansas St.^		23	6-10	0-1	3-3	2	1	3	2	2	2	0	1	15
J.23	TCU^		29	6-10	0-0	1-3	1	3	4	3	1	1	0	0	13
J.27	West Virginia^		17	3-7	0-0	2-3	3	1	4	4	2	1	0	1	8
J.30	at Kansas^		15	2-7	0-0	0-2	3	0	3	2	1	1	0	1	4
F.3	Kansas St.^		5	1-2	1-1	0-0	0	1	1	1	0	1	0	1	3
F.6	at Houston^		14	2-3	1-1	1-1	2	2	4	2	0	2	1	1	6
F.10	at Oklahoma^		16	1-4	0-0	0-0	1	4	5	4	1	0	0	0	2
F.17	BYU^		18	1-6	0-1	0-2	0	4	4	1	1	1	0	0	2
F.21	at Cincinnati^		14	4-7	1-1	0-1	2	1	3	1	1	0	0	1	9
F.24	Oklahoma^		35	8-10	1-1	3-4	5	4	9	1	4	2	0	1	20
F.28	UCF^														
M. 2	at Texas^														
M. 5	Texas Tech^														
M. 9	at BYU^														

Profile:

- Skilled freshman 4 can do a little bit of everything, including run the point or function as the five-man in small lineups.
- Started 16 straight from Nov. 12-Jan. 16 but has embraced the sixth-man role during Big 12 play.
- 12 double-figure scoring games... Career-high 20 on Saturday vs. OU (Feb. 24) on 8-of-10 shooting... Previous high was 15 points at K-State (Jan. 20). Posted double-doubles vs. No. 12 Creighton (Nov. 30) and ORU (Dec. 17).
- Basketball junky who "watches probably more film than any player I've ever coached" per Boynton.
- Consensus 4-star, ranked as high as No. 35.
- Played for the United States at 2023 FIBA U19 World Cup; Won gold at 2022 FIBA U18 Americas. Boynton was an assistant coach on both teams.
- Team captain at national powerhouse IMG Academy.
- 2021 Max Preps Junior All-American helped his team to back-to-back semifinals at the Geico Nationals.
- Born Jan. 15, 2004.... Cited the OSU fans and culture, as well his relationship with Boynton as a key factors in his decision.
- Comes from a basketball family. Mother, Shell, played at Texas and has coached at the collegiate and professional levels with stops at Texas A&M, Florida and TCU (were she served three years as head coach) as well as the WNBA's San Antonio Silver Stars and the ABL's Nashville Noise. She was an assistant for the South Carolina women during Boynton's playing days.
- Father, Eric Sr., played for Moe Iba (son of legendary OSU coach Henry Iba) at TCU and professionally for 10 years in Europe, Asia and South America.
- Cites LeBron James, Paul George and Luka Doncic as NBA players who have had the most influence on his playing style.

Player Bios



4



Jarius Hicklen

6-4 | 180 | GR-TR | G | Dallas, Texas | DeSoto HS / Oklahoma Baptist / North Florida

Hicklen's Career Statistics

Season	School	GP-GS	MIN/MPG	FGM-A	FG%	3FGM-A	3FG%	FTM-A	FT%	OR	DR	TR	RPG	PF-FO	A	TO	BLK	STL	TP	PPG
2019-20	Okla. Baptist (Fr.)	31-1	683/22.0	91-218	.417	43-111	.387	56-69	.812	8	52	60	1.9	45-0	42	60	3	26	281	9.1
2020-21	Okla. Baptist (So.)	17-3	496/29.2	91-202	.450	38-90	.422	56-75	.747	4	62	66	3.9	28-0	32	36	1	13	276	16.2
2021-22	North Florida (Jr.)	30-15	814/27.1	110-287	.383	87-217	.401	52-69	.754	9	74	83	2.8	40-1	51	55	6	17	359	12.0
2022-23	North Florida (Sr.)	31-31	1015/32.7	121-315	.384	82-227	.361	62-82	.756	16	94	110	3.5	50-0	98	61	1	30	386	12.5
2023-24	OSU (R-Sr.)	27-1	458/17.0	43-117	.368	41-105	.390	6-10	.600	5	29	34	1.3	25-0	12	10	2	10	133	4.9
OSU TOTALS		27-1	458/17.0	43-117	.368	41-105	.390	6-10	.600	5	29	34	1.3	25-0	12	10	2	10	133	4.9
NCAA TOTALS		136-51	3466/25.5	456-1139	.400	291-750	.388	232-305	.761	42	311	353	2.6	188-1	235	222	13	96	1435	10.6

Hicklen's OSU Bests

Points	12	2x, Last: at SIU (12/5/23)
Rebounds	3	3x, Last: at Kansas (1/30/24)
FG Made	4	2x, Last: at SIU (12/5/23)
FG Attempts	11	HOUSTON CHRST (11/24/23)
3-Point FGM	4	2x, Last: at SIU (12/5/23)
3-Point Att.	10	HOUSTON CHRST (11/24/23)
FT Made	2	KANSAS (1/17/24)
FT Attempts	2	3x, Last: KANSAS (1/17/24)
Assists	3	SAM HOUSTON (11/12/23)
Steals	2	2x, Last: KANSAS ST (2/3/24)
Blocks	1	2x, Last: KANSAS ST (2/3/24)
Minutes	27:37	TCU (1/23/24)

Misc. Totals

	23-24	Career
10+ Points	4	4
20+ Points	-	-
30+ Points	-	-
10+ Rebounds	-	-
10+ Assists	-	-
Double-Doubles	-	-
Dunks	-	-
Fouls Drawn	11	11
Points Leader	-	-
Rebound Leader	-	-
Assist Leader	-	-


2023-24 Game-by-Game

Date	Opponent	GS	Min	FG	3Pt	FT	OR	DR	TR	PF	A	TO	Blk	Stl	TP
N.6	Abilene Chrst.	*	24	1-5	1-4	0-0	0	0	0	4	1	1	1	0	3
N.12	Sam Houston		17	2-3	2-3	0-0	0	1	1	0	3	0	0	1	6
N.16	vs. St. Bonaventure		24	1-4	1-4	0-2	1	1	2	0	0	0	0	0	3
N.17	vs. Notre Dame		13	0-5	0-5	0-0	0	0	0	1	0	2	0	0	0
N.20	New Orleans		19	1-4	1-4	0-0	0	3	3	1	1	0	0	0	3
N.24	Houston Chrst.		18	4-11	4-10	0-0	1	1	2	0	1	0	0	0	12
N.30	Creighton		14	1-2	1-2	0-0	0	2	2	0	0	1	0	0	3
D.5	at Southern Ill.		22	4-9	4-8	0-0	1	0	1	2	0	0	0	0	12
D.10	vs. Tulsa		14	1-1	1-1	1-2	0	0	0	2	0	0	0	0	4
D.17	Oral Roberts		16	2-7	2-6	0-0	0	1	1	0	1	0	0	1	6
D.20	Wofford		18	3-4	3-3	0-0	0	2	2	1	0	0	0	0	9
D.31	S. Carolina St.		17	3-6	3-6	0-0	0	2	2	0	1	2	0	0	9
J.3	Chicago St.		11	1-3	1-2	0-0	0	0	0	2	0	0	0	0	3
J.6	Baylor^		18	1-2	1-2	0-0	0	0	0	1	0	0	0	0	3
J.9	at Texas Tech^		17	2-3	2-3	0-0	0	1	1	0	1	0	0	0	6
J.13	at Iowa St.^		16	2-3	2-3	0-0	0	0	0	1	1	0	0	1	6
J.16	Kansas^		22	3-6	2-5	2-2	0	1	1	0	0	0	0	2	10
J.20	at Kansas St.^		19	2-3	2-3	0-0	0	3	3	0	0	1	0	0	6
J.23	TCU^		28	3-10	3-9	3-4	0	2	2	0	0	0	0	1	12
J.27	West Virginia^		17	2-6	2-6	0-0	0	2	2	0	0	1	0	1	6
J.30	at Kansas^		19	1-5	1-3	0-0	0	3	3	1	0	1	0	0	3
F.3	Kansas St.^		11	0-4	0-4	0-0	1	0	1	1	0	0	1	2	0
F.6	at Houston^		10	1-2	0-1	0-0	0	0	0	1	0	0	0	0	2
F.10	at Oklahoma^		10	0-2	0-1	0-0	1	0	1	1	1	1	0	1	0
F.17	BYU^		17	2-5	2-5	0-0	0	2	2	2	0	0	0	0	6
F.21	at Cincinnati^		9	0-0	0-0	0-0	0	0	0	1	0	0	0	0	0
F.24	Oklahoma^		20	0-2	0-2	0-0	0	2	2	3	1	0	0	0	0
F.28	UCF^														
M. 2	at Texas^														
M. 5	Texas Tech^														
M. 9	at BYU^														

Profile:

- Sharp-shooter ranks fourth among the NCAA's active leaders with 289 career triples on 39% accuracy.... 1,429 career points.
- 6 points on 2-of-5 three-point shooting vs. BYU (Feb. 17).
- Shooting just under 40% from three for the year (41-of-105, .390).
- Grad transfer played two seasons each at Oklahoma Baptist (2019-21) and North Florida (2021-23).
- Is pursuing a second masters degree at OSU in interdisciplinary studies. He knocked out his associates degree while still in high school, finished his bachelors in sports management in two years at OBU, and completed his first masters at UNF last spring.
- As a senior in 2022-23, started all 31 contests and averaged 12.5 points in 32.8 minutes. Ranked fourth on the league leaderboard and 63rd nationally in threes-per-game (2.65) while connecting at a .361 clip.
- Began his career at the Division II level with Oklahoma Baptist in Shawnee... Helped the Bison to back-to-back NCAA tournament bids.

Player Bios



5



Quion Williams

6-5 | 220 | So.-1L | G | Jonesboro, Ark. | Jonesboro HS

Williams' Career Statistics

Season	School	GP-GS	MIN/MPG	FGM-A	FG%	3FGM-A	3FG%	FTM-A	FT%	OR	DR	TR	RPG	PF-FO	A	TO	BLK	STL	TP	PPG
2022-23	OSU (Fr.)	34-0	444/13.1	41-116	.353	9-44	.205	19-25	.760	36	50	86	2.5	49-0	32	33	3	12	110	3.2
2023-24	OSU (So.)	27-23	779/28.8	80-161	.497	11-35	.314	38-55	.691	51	105	156	5.8	44-0	60	54	9	30	209	7.7
OSU TOTALS		61-23	1223/20.0	121-277	.437	20-79	.253	57-80	.713	87	155	242	4.0	93-0	92	87	12	42	319	5.2

Williams' Career Bests

Points	21	OKLAHOMA (2/24/24) in ot
Rebounds	11	2x, Last: vs. N Dame (11/17/23)
FG Made	8	OKLAHOMA (2/24/24) in ot
FG Attempts	13	2x, Last: OKLA. (2/24/24) ot
3-Point FGM	2	2x, Last: BAYLOR (2/27/23)
3-Point Att.	5	2x, Last: TEXAS TECH (2/8/23)
FT Made	5	BYU (2/17/24)
FT Attempts	6	OKLAHOMA (2/24/24) in ot
Assists	8	at Cincinnati (2/21/24)
Steals	4	WOFFORD (12/20/23)
Blocks	2	2x, Last: OKLA. (2/24/24) ot
Minutes	41:05	vs. Notre Dame (11/17/23) OT

Misc. Totals

Misc. Totals	23-24	Career
10+ Points	9	13
20+ Points	1	1
30+ Points	-	-
10+ Rebounds	6	7
10+ Assists	-	-
Double-Doubles	4	5
Dunks	17	
Fouls Drawn	45	67
Points Leader	2	2
Rebound Leader	12	14
Assist Leader	5	8

2023-24 Game-by-Game

Date	Opponent	GS	Min	FG	3Pt	FT	OR	DR	TR	PF	A	TO	Blk	Stl	TP
N.6	Abilene Chrst.	*	39	2-3	0-0	0-0	2	8	10	1	0	1	0	1	4
N.12	Sam Houston	*	33	2-5	1-2	1-2	2	2	4	1	4	3	0	1	6
N.16	vs. St. Bonaventure	*	16	4-6	1-1	0-1	1	1	2	4	1	2	0	1	9
N.17	vs. Notre Dame	*	41	3-9	0-1	2-4	5	6	11	1	3	1	2	1	8
N.20	New Orleans	*	20	2-4	0-1	0-2	1	2	3	2	3	3	0	0	4
N.24	Houston Chrst.	*	31	2-3	1-1	2-2	1	4	5	2	6	1	0	1	7
N.30	Creighton	*	29	2-5	0-0	0-0	2	2	4	1	1	1	0	1	4
D.5	at Southern Ill.	*	29	5-10	0-2	0-0	3	7	10	2	1	1	0	1	10
D.10	vs. Tulsa	*	34	5-6	1-1	1-1	1	6	7	3	4	5	0	3	12
D.17	Oral Roberts	*	28	6-8	1-2	0-0	1	2	3	1	1	2	0	0	13
D.20	Wofford	*	35	2-7	1-3	0-0	0	7	7	1	7	5	0	4	5
D.31	S. Carolina St.	*	32	6-8	1-2	3-3	4	6	10	2	1	3	0	3	16
J.3	Chicago St.	*	29	3-5	1-2	0-0	0	5	5	1	2	5	1	1	7
J.6	Baylor^	*	40	1-5	0-1	1-1	2	6	8	1	2	2	1	1	3
J.9	at Texas Tech^	*	25	2-8	0-2	1-4	3	3	6	3	0	1	0	1	5
J.13	at Iowa St.^	*	27	0-4	0-2	0-0	0	5	5	2	4	3	1	3	0
J.16	Kansas^	*	28	2-3	1-1	1-2	3	2	5	2	0	4	0	2	6
J.20	at Kansas St.^	*	22	1-3	0-1	1-3	3	1	4	3	2	2	0	0	3
J.23	TCU^	*	3	0-0	0-0	2-2	0	0	0	1	0	0	0	0	2
J.27	West Virginia^	*	10	0-1	0-1	0-0	0	1	1	0	0	0	0	0	0
J.30	at Kansas^	*	19	1-3	0-0	2-2	3	3	6	2	0	0	0	0	4
F.3	Kansas St.^	*	36	6-13	1-2	4-5	6	4	10	1	3	1	0	0	17
F.6	at Houston^	*	34	1-4	0-2	2-4	0	0	0	1	1	3	1	1	4
F.10	at Oklahoma^	*	32	4-9	0-3	4-4	2	8	10	4	0	0	1	2	12
F.17	BYU^	*	35	5-9	0-0	5-5	1	3	4	0	4	1	0	1	15
F.21	at Cincinnati^	*	37	5-7	0-0	2-2	2	6	8	1	8	4	0	1	12
F.24	Oklahoma^	*	35	8-13	1-2	4-6	3	5	8	1	2	0	2	0	21
F.28	UCF^														
M. 2	at Texas^														
M. 5	at Texas Tech^														
M. 9	at BYU^														

Profile:

- Athletic guard provides defense, rebounding and energy.
- Can play multiple positions, including the four-spot in small lineups.
- Leads the team in rebounds and steals (30)... Six games w/ 10+ rebounds... Often tasked with guarding opposing team's best scorer.
- Averaging 12.8 points in February... Four straight double-figure scoring games... Career-high 21 points vs. Oklahoma (Feb. 24).
- Flirted with a triple-double at Cincy (12 pts, 8 reb, 8 ast)... Notched his fourth double-double at OU (Feb. 10) w/ 12 pts, 10 reb.
- Returned to the starting lineup vs. KSU (Feb. 3) and tallied a career-high 17 points w/10 boards.
- Tallied a career-high 7 assists vs. Wofford (Dec. 20) and handed out 6 in the win over Houston Christian (Nov. 24).
- One of three Cowboy rotation players back from last year, has taken on a much larger role. Appeared in 34 games off the bench in 2022-23 and posted averages of 3.2 points and 2.5 rebounds in 13.1 minutes.
- Made 9-of-44 threes (.205) but converted more than three-quarters of his free throw attempts (19-of-25, .760).
- Played some of his best basketball down the stretch. Scored a season-high 12 points at Baylor (Feb. 27). In the three NIT games, averaged 8.0 points, 5.3 rebounds and 2.7 assists in 23.6 minutes, helped by his first career double-double in the opener against Youngstown State when he finished with 11 points and a personal-best 11 rebounds. Set another season-high with four assists in the second-round win over Eastern Washington (Mar. 19).
- Arkansas 5A state MVP at Jonesboro High. Led his team to a state title a 30-3 record on his way to all-state and all-conference honors.

Player Bios



12



Javon Small

6-3 | 195 | Jr.-TR | G | South Bend, Ind. | Compass Prep (Ariz.) / East Carolina

Small's Career Statistics

Season	School	GP-GS	MIN/MPG	FGM-A	FG%	3FGM-A	3FG%	FTM-A	FT%	OR	DR	TR	RPG	PF-FO	A	TO	BLK	STL	TP	PPG
2021-22	East Carolina (Fr.)	16-0	147/9.2	10-38	.263	5-23	.217	7-7	1.000	1	9	10	0.6	7-0	17	9	0	1	32	2.0
2022-23	East Carolina (So.)	18-17	625/34.7	83-209	.397	36-108	.333	82-96	0.854	15	71	86	4.8	34-0	100	61	4	22	284	15.8
2023-24	OSU (Jr.)	26-26	866/33.3	120-277	.433	51-135	.378	89-104	.856	9	121	130	5.0	44-0	118	76	7	25	380	14.6
OSU TOTALS		26-26	866/33.3	120-277	.433	51-135	.378	89-104	.856	9	121	130	5.0	44-0	118	76	7	25	380	14.6
NCAA TOTALS		60-43	1638/27.3	213-524	.406	92-266	.346	178-207	.860	25	201	226	3.8	85-0	235	146	11	48	696	11.6

Small's OSU Bests

Points	29	vs. Notre Dame (11/17/23) in OT
Rebounds	12	WEST VIRGINIA (1/27/24)
FG Made	10	OKLAHOMA (2/24/24) in ot
FG Attempts	18	vs. Notre Dame (11/17/23) in OT
3-Point FGM	4	3x, Last: WOFFORD(12/20/23)
3-Point Att.	8	2x, Last: at Kansas (1/30/24)
FT Made	12	at Houston (2/6/24)
FT Attempts	14	at Houston (2/6/24)
Assists	8	2x, Last: ORU (12/17/23)
Steals	5	at Kansas St. (1/20/24)
Blocks	1	7x, Last: at Cincy (2/21/24)
Minutes	43:30	OKLAHOMA (2/24/24) in ot

Misc. Totals

23-24	Career
10+ Points	20
20+ Points	4
30+ Points	-
10+ Rebounds	2
10+ Assists	-
Double-Doubles	2
Dunks	3
Fouls Drawn	80
Points Leader	9
Rebound Leader	4
Assist Leader	22

2023-24 Game-by-Game

Date	Opponent	GS	Min	FG	3Pt	FT	OR	DR	TR	PF	A	TO	Blk	Stl	TP
N.6	Abilene Chrst.		dnp												
N.12	Sam Houston	*	29	6-10	4-7	0-1	0	5	5	3	5	1	0	0	16
N.16	vs. St. Bonaventure	*	33	1-5	0-2	1-2	0	5	5	1	7	5	0	2	3
N.17	vs. Notre Dame	*	41	8-18	4-8	9-9	1	9	10	3	2	5	1	1	29
N.20	New Orleans	*	25	5-8	2-5	4-4	0	3	3	4	6	0	0	1	16
N.24	Houston Chrst.	*	29	3-11	0-6	0-0	0	5	5	1	8	0	0	1	6
N.30	Creighton	*	35	8-17	3-4	5-5	0	5	5	0	4	3	0	1	24
D.5	at Southern Ill.	*	35	7-15	3-6	8-8	1	1	2	2	4	2	1	1	25
D.10	vs. Tulsa	*	31	3-8	2-5	10-13	2	4	6	1	2	5	0	1	18
D.17	Oral Roberts	*	26	2-5	2-4	1-2	0	4	4	1	8	1	0	1	7
D.20	Wofford	*	27	5-10	4-7	0-0	0	3	3	1	5	2	0	1	14
D.31	S. Carolina St.	*	33	3-6	2-4	4-4	0	6	6	1	5	4	1	0	12
J.3	Chicago St.	*	30	4-10	2-6	2-2	0	7	7	1	3	1	0	1	12
J.6	Baylor^	*	42	6-14	2-7	3-4	0	8	8	3	2	3	0	0	17
J.9	at Texas Tech^	*	35	5-13	2-7	3-3	0	3	3	2	2	2	0	0	15
J.13	at Iowa St.^	*	34	3-11	2-6	0-0	0	4	4	0	2	4	1	1	8
J.16	Kansas^	*	28	1-10	0-4	0-0	0	2	2	1	7	5	0	0	2
J.20	at Kansas St.^	*	37	4-10	2-5	1-2	1	7	8	3	5	5	0	5	11
J.23	TCU^	*	35	4-9	3-5	4-6	1	4	5	3	7	1	0	0	15
J.27	West Virginia^	*	35	5-6	2-3	3-3	0	12	12	2	7	4	0	1	15
J.30	at Kansas^	*	31	3-10	2-8	0-0	0	0	0	0	2	2	0	1	8
F.3	Kansas St.^	*	37	5-10	3-5	5-6	0	5	5	2	7	2	0	1	18
F.6	at Houston^	*	31	3-6	0-2	12-14	0	5	5	3	2	4	0	0	18
F.10	at Oklahoma^	*	37	5-16	1-4	6-7	1	5	6	1	3	2	1	1	17
F.17	BYU^	*	33	4-8	2-5	4-4	1	3	4	1	6	4	1	0	14
F.21	at Cincinnati^	*	36	7-15	1-7	4-4	0	2	2	2	3	6	1	2	19
F.24	Oklahoma^	*	44	10-16	1-3	0-1	1	4	5	2	4	3	0	2	21
F.28	UCF^														
M. 2	at Texas^														
M. 5	Texas Tech^														
M. 9	at BYU^														


2023-24 Accolades:

Legends Classic All-Tournament Team

2023-24 Highlights:

- Playmaking point guard can both score and facilitate.
- 4 games w/ 20+ points.
- Big 12 leaders in PPG (12th, 14.6), APG (7th, 4.6), FT% (5th, .856), DReb (7th, 4.7), MPG (10th, 33.2).
- Has scored at least 14 points in all six February games, averaging 17.8 ppg on 31-of-36 free throw shooting.
- 21 points vs. Oklahoma after big games at Cincy (19), BYU (14), Oklahoma (17), Houston (18) and Kansas State (18).
- Has four 20-point games: 29 vs. Notre Dame (Nov. 17), 24 vs. Creighton (Nov. 30) and 25 at SIU (Dec. 5).
- Sank 28-straight free throws from Nov. 17-Dec. 10 (tied for the ninth longest streak in OSU history).
- Chose the Cowboys over Oklahoma and Ohio State, among others.
- Rated No. 51 among 2023 transfers by On3 and was included on Jon Rothstein's preseason list of "Under-The-Radar" additions from the portal.
- Averaged 15.8 points and 5.6 assists last year at ECU and ranked 18th nationally in assist rate (35.5), but missed the final 15 games to a leg injury.
- South Bend, Ind. native spent his senior year in Chandler, Ariz. and helped Compass Prep to a 28-2 record and a semifinal appearance at the 2021 Geico High School Nationals.

Player Bios



13



Connor Dow

6-6 | 200 | FR-HS | G | Broken Arrow, Okla. | Broken Arrow HS

Dow's Career Statistics

Season	School	GP-GS	MIN/MPG	FGM-A	FG%	3FGM-A	3FG%	FTM-A	FT%	OR	DR	TR	RPG	PF-FO	A	TO	BLK	STL	TP	PPG
2023-24	OSU (Fr.)	22-7	270/12.3	14-53	.264	12-48	.250	7-9	.778	2	33	35	1.6	13-0	9	8	4	9	47	2.1
OSU TOTALS		22-7	270/12.3	14-53	.264	12-48	.250	7-9	.778	2	33	35	1.6	13-0	9	8	4	9	47	2.1

Dow's Career Bests

Points	9	ABILENE CHRST. (11/6/23)
Rebounds	7	at Kansas (1/30/24)
FG Made	3	ABILENE CHRST. (11/6/23)
FG Attempts	7	ABILENE CHRST. (11/6/23)
3-Point FGM	3	ABILENE CHRST. (11/6/23)
3-Point Att.	7	ABILENE CHRST. (11/6/23)
FT Made	3	KANSAS (1/17/24)
FT Attempts	3	KANSAS (1/17/24)
Assists	2	2x, Last: W. VA. (1/27/24)
Steals	2	ABILENE CHRST. (11/6/23)
Blocks	1	3x, Last: at Houston (2/6/24)
Minutes	29:39	at Kansas (1/30/24)

Misc. Totals

Misc. Totals	23-24	Career
10+ Points	-	-
20+ Points	-	-
30+ Points	-	-
10+ Rebounds	-	-
10+ Assists	-	-
Double-Doubles	-	-
Dunks	-	-
Fouls Drawn	13	13
Points Leader	-	-
Rebound Leader	1	1
Assist Leader	-	-

2023-24 Game-by-Game

Date	Opponent	GS	Min	FG	3Pt	FT	OR	DR	TR	PF	A	TO	Blk	Stl	TP
N.6	Abilene Chrst.		21	3-7	3-7	0-0	0	3	3	3	1	1	0	2	9
N.12	Sam Houston		8	0-1	0-1	0-0	0	0	0	1	0	0	0	1	0
N.16	vs. St. Bonaventure		5	0-2	0-2	0-0	0	0	0	0	0	0	0	0	0
N.17	vs. Notre Dame		14	0-3	0-2	0-0	0	1	1	0	0	1	0	0	0
N.20	New Orleans		13	2-5	2-5	1-2	0	3	3	0	0	0	0	1	7
N.24	Houston Chrst.		12	2-4	2-4	2-2	0	4	4	1	1	1	1	1	8
N.30	Creighton	dnp													
D.5	at Southern Ill.		6	0-0	0-0	0-0	0	1	1	0	0	0	0	0	0
D.10	vs. Tulsa		10	0-0	0-0	0-0	0	1	1	0	0	0	0	0	0
D.17	Oral Roberts		7	0-0	0-0	0-0	0	1	1	2	0	0	0	0	0
D.20	Wofford		12	1-3	1-3	0-0	0	1	1	0	0	0	0	0	3
D.31	S. Carolina St.		4	0-0	0-0	0-0	0	0	0	0	0	2	0	0	0
J.3	Chicago St.		5	0-1	0-1	0-0	0	1	1	0	0	0	0	0	0
J.6	Baylor^	dnp													
J.9	at Texas Tech^		3	1-1	1-1	0-0	0	0	0	0	0	0	0	0	3
J.13	at Iowa St.^		11	0-2	0-2	0-0	1	1	2	1	0	0	0	0	0
J.16	Kansas^		16	1-4	0-3	3-3	0	2	2	0	1	0	0	1	5
J.20	at Kansas St.^	*	19	2-6	1-4	1-2	1	2	3	0	2	2	0	1	6
J.23	TCU^	*	21	0-2	0-2	0-0	0	1	1	1	0	0	0	0	0
J.27	West Virginia^	*	21	1-4	1-4	0-0	0	3	3	0	2	1	0	0	3
J.30	at Kansas^	*	30	0-4	0-4	0-0	0	7	7	3	1	0	1	1	0
F.3	Kansas St.^	*	8	0-3	0-2	0-0	0	0	0	1	0	0	1	0	0
F.6	at Houston^	*	18	1-1	1-1	0-0	0	1	1	0	1	0	1	1	3
F.10	at Oklahoma^	*	8	0-0	0-0	0-0	0	0	0	0	0	0	0	0	0
F.17	BYU^	dnp													
F.21	at Cincinnati^	dnp													
F.24	Oklahoma^	dnp													
F.28	UCF^														
M. 2	at Texas^														
M. 5	Texas Tech^														
M. 9	at BYU^														

Profile:

- True freshman sniper can get his shot off from just about anywhere due to his 6-6 frame and high basketball IQ.
- Last saw action Feb. 10 at Oklahoma.
- Logged his first career block to go with three points, an assist and a steal in 18 minutes at UH (Feb. 6).
- Set career-highs for rebounds (7) and minutes (29:39) Jan. 30 at KU.
- Made first career start at KSU (Jan. 20): 6 pts, in 19 minutes.
- Made 3-of-7 threes in the opener vs. ACU (Nov. 6) and connected twice each against UNO (Nov. 20) and Houston Christian (Nov. 24).
- Compared by OSU head coach Mike Boynton to former Cowboy sharpshooter Thomas Dziagwa.
- Oklahoman Super 5 pick led Broken Arrow to a 2023 state runner-up finish.
- AAU teammates with fellow Super 5 Brandon Garrison in high school.
- Three-star recruit graded out as the No. 3 prospect in the state of Oklahoma and among the top 250 nationally in the Class of 2023, per 247sports.
- Committed to OSU in September of his senior year over Jacksonville State, Nebraska-Omaha, Oral Roberts, South Dakota State and Toledo.
- 2023 Oklahoma Coaches Association All-Star (Large East) averaged 16 points and led Broken Arrow High to a 28-2 record and a 6A state runner-up finish.
- Coached by Beau Wallace.
- Shot 44% from deep on the 2022 EYBL circuit with Team Griffin.
- Son of Chris and Angie Dow.
- Father played basketball at Evangel University.
- Has a younger brother, Corbin, and a younger sister, Audrey.
- Plans to major in Sports Management.

Player Bios



14



Jamyron Keller

6-3 | 210 | FR-HS | G | St. Matthews, S.C. | Ellison HS (Texas)

Keller's Career Statistics

Season	School	GP-GS	MIN/MPG	FGM-A	FG%	3FGM-A	3FG%	FTM-A	FT%	OR	DR	TR	RPG	PF-FO	A	TO	BLK	STL	TP	PPG
2023-24	OSU (Fr.)	20-3	334/16.7	48-86	.558	14-38	.368	21-28	.750	10	23	33	1.7	28-0	26	21	0	7	131	6.6
OSU TOTALS		20-3	334/16.7	48-86	.558	14-38	.368	21-28	.750	10	23	33	1.7	28-0	26	21	0	7	131	6.6

Keller's Career Bests

Points	22	BYU (2/17/24)
Rebounds	5	BYU (2/17/24)
FG Made	8	BYU (2/17/24)
FG Attempts	10	NEW ORLEANS (11/20/23)
3-Point FGM	4	2x, Last: BYU (2/17/24)
3-Point Att.	7	NEW ORLEANS (11/20/23)
FT Made	5	at Cincinnati (2/21/24)
FT Attempts	5	at Cincinnati (2/21/24)
Assists	4	OKLAHOMA (2/24/24) in ot
Steals	2	BYU (2/17/24)
Blocks		
Minutes	37:49	BYU (2/17/24)

Misc. Totals

	23-24	Career
10+ Points	5	5
20+ Points	1	1
30+ Points	-	-
10+ Rebounds	-	-
10+ Assists	-	-
Double-Doubles	-	-
Dunks	5	5
Fouls Drawn	25	25
Points Leader	2	2
Rebound Leader	1	1
Assist Leader	1	1


2023-24 Game-by-Game

Date	Opponent	GS	Min	FG	3Pt	FT	OR	DR	TR	PF	A	TO	Blk	Stl	TP
N.6	Abilene Chrst.	dnp													
N.12	Sam Houston	dnp													
N.16	vs. St. Bonaventure	dnp													
N.17	vs. Notre Dame	dnp													
N.20	New Orleans	24	7-10	4-7	0-1	0	2	2	1	1	3	0	0	18	
N.24	Houston Chrst.	19	4-4	1-1	1-2	0	3	3	3	2	2	0	1	10	
N.30	Creighton	13	1-2	0-1	0-0	1	0	1	2	1	0	0	0	2	
D.5	at Southern Ill.	13	2-5	0-1	0-0	2	2	4	2	2	1	0	0	4	
D.10	vs. Tulsa	13	2-3	1-2	3-3	0	1	1	0	1	2	0	0	8	
D.17	Oral Roberts	14	3-4	1-2	0-0	0	0	0	0	1	0	0	0	7	
D.20	Wofford	12	1-3	0-1	2-2	0	1	1	1	1	2	0	0	4	
D.31	S. Carolina St.	10	1-4	0-1	0-0	2	0	2	1	3	2	0	0	2	
J.3	Chicago St.	11	1-3	0-1	0-0	1	2	3	0	1	1	0	0	2	
J.6	Baylor^	dnp													
J.9	at Texas Tech^	1	0-0	0-0	0-0	0	0	0	0	0	0	0	0	0	
J.13	at Iowa St.^	7	0-1	0-1	1-2	0	0	0	1	0	0	0	0	1	
J.16	Kansas^	2	0-0	0-0	0-0	0	0	0	1	0	0	0	0	0	
J.20	at Kansas St.^	dnp													
J.23	TCU^	dnp													
J.27	West Virginia^	5	0-1	0-1	0-0	0	0	0	0	0	1	0	0	0	
J.30	at Kansas^	9	1-3	0-2	1-1	0	0	0	0	0	0	0	1	3	
F.3	Kansas St.^	24	4-6	1-3	3-4	1	3	4	2	3	2	0	0	12	
F.6	at Houston^	19	2-5	0-2	1-2	0	1	1	2	1	1	0	1	5	
F.10	at Oklahoma^	26	3-10	0-3	2-4	2	1	3	3	0	0	0	1	8	
F.17	BYU^	* 38	8-8	4-4	2-2	1	4	5	3	2	2	0	2	22	
F.21	at Cincinnati^	* 36	4-8	2-3	5-5	0	2	2	3	3	0	0	1	15	
F.24	Oklahoma^	* 37	4-6	0-2	0-0	0	1	1	3	4	2	0	0	8	
F.28	UCF^														
M. 2	at Texas^														
M. 5	Texas Tech^														
M. 9	at BYU^														

Profile:

- Tough competitor who can shoot, get down hill and create.
- Described as a junk yard dog, blue collar type of player.
- Scored 15 at Cincinnati (Feb. 21) after putting up a career-high 22 on 8-of-8 shooting (4/4 3pt) in his first ever start vs. BYU (Feb. 17).
- Averaging 11.7 points in 30.0 minutes in 6 games since Bryce Thompson's injury (up from 4.4 ppg, 1.0 apg, 10.9 mpg prior).
- 12 points, 3 assists in 24 minutes vs. KSU (Feb. 3).... 5 points in 18:49 at UH (Feb. 6).... 8 pts, 3 reb, 1 stl at OU (Feb. 10).
- Shooting 55.8% from the field, including 70.8% from 2-point (34-of-48).
- 18 points on 7-of-10 shooting (4/7 3pt) in his debut vs. UNO (Nov. 20) and 10 points on 4-of-4 shooting vs. HCU (Nov. 24).
- Texas 5A player of the year scored more than 2,500 career points for Ellison High School. Scored more than 2,500 career points .
- Led the Eagles to a 37-3 record and a runner-up finish in Class 5A.
- One of 10 finalists for the 2023 Dave Campbell Mr. Texas Basketball Award, given annually to the state's top high school player.
- Three-star recruit ranked No. 132 by Rivals in the Class of 2023.
- Picked OSU over a long list of suitors including Kansas State, Missouri State, North Texas, Old Dominion, Oral Roberts, Prairie View A&M, Saint Louis, Sam Houston, SMU, Texas State, VCU, Wichita State and Wyoming.
- Coached by Alberto Jones.
- Played summer ball with future Cowboy teammate Justin McBride on the 2022 Nike EYBL circuit and helped key Team Drive's undefeated run through the Peach Jam Invitational. At the event he averaged 15.1 points, 4.4 rebounds and 4.0 assists over seven games while shooting 54%.
- Born Feb. 17, 2005.

Player Bios



15



Carson Sager

6-4 | 207 | SR-2L | G | Wichita Falls, Texas | Rider HS

Sager's Career Statistics

Season	School	GP-GS	MIN/MPG	FGM-A	FG%	3FGM-A	3FG%	FTM-A	FT%	OR	DR	TR	RPG	PF-FO	A	TO	BLK	STL	TP	PPG	
2020-21	OSU (Fr.)			Did not see action																	
2021-22	OSU (So.)	4-0	6/1.4	0-1	.000	0-0	---	2-2	1.000	1	0	1	0.3	0-0	0	0	0	1	2	0.5	
2022-23	OSU (Jr.)	7-0	8/1.1	0-0	---	0-0	---	0-0	---	0	1	1	0.1	1-0	0	2	0	0	0	0.0	
2023-24	OSU (Sr.)	5-0	7/1.3	0-4	.000	0-2	.000	0-2	.000	1	0	1	0.2	2-0	0	1	0	0	0	0.0	
OSU TOTALS		16-0	20/1.3	0-5	.000	0-2	.000	2-4	.500	2	1	3	0.2	3-0	0	3	0	1	2	0.1	

Sager's Career Bests

Points	2	UT ARLINGTON (11/9/21)
Rebounds	1	3x, Last: CHICAGO ST. (1/3/24)
FG Made		
FG Attempts	1	2x, Last: HCU (11/24/23)
3-Point FGM		
3-Point Att.	1	HOUSTON CHRST (11/24/23)
FT Made	2	UT ARLINGTON (11/9/21)
FT Attempts	2	2x, Last: CHICAGO ST. (1/3/24)
Assists		
Steals	1	vs. Col. of Charleston (11/22/21)
Blocks		
Minutes	2	2x, Last: PV A&M (11/27/22)

Misc. Totals

	23-24	Career
10+ Points	-	-
20+ Points	-	-
30+ Points	-	-
10+ Rebounds	-	-
10+ Assists	-	-
Double-Doubles	-	-
Dunks	-	-
Fouls Drawn	1	2
Points Leader	-	-
Rebound Leader	-	-
Assist Leader	-	-


2023-24 Game-by-Game

Date	Opponent	GS	Min	FG	3Pt	FT	OR	DR	TR	PF	A	TO	Blk	Stl	TP
N.6	Abilene Chrst.	dnp													
N.12	Sam Houston	dnp													
N.16	vs. St. Bonaventure	dnp													
N.17	vs. Notre Dame	dnp													
N.20	New Orleans	1	0-0	0-0	0-0	0	0	0	0	0	0	0	0	0	0
N.24	Houston Chrst.	1	0-1	0-1	0-0	0	0	0	0	1	0	0	0	0	0
N.30	Creighton	dnp													
D.5	at Southern Ill.	dnp													
D.10	vs. Tulsa	dnp													
D.17	Oral Roberts	2	0-2	0-1	0-0	0	0	0	0	0	0	0	0	0	0
D.20	Wofford	dnp													
D.31	S. Carolina St.	1	0-0	0-0	0-0	0	0	0	0	0	0	1	0	0	0
J.3	Chicago St.	1	0-1	0-0	0-2	1	0	1	1	1	0	0	0	0	0
J.6	Baylor^	dnp													
J.9	at Texas Tech^	dnp													
J.13	at Iowa St.^	dnp													
J.16	Kansas^	dnp													
J.20	at Kansas St.^	dnp													
J.23	TCU^	dnp													
J.27	West Virginia^	dnp													
J.30	at Kansas^	dnp													
F.3	Kansas St.^	dnp													
F.6	at Houston^	dnp													
F.10	at Oklahoma^	dnp													
F.17	BYU^	dnp													
F.21	at Cincinnati^	dnp													
F.24	Oklahoma^	dnp													
F.28	UCF^	dnp													
M. 2	at Texas^														
M. 5	Texas Tech^														
M. 9	at BYU^														

Profile:

- The longest-tenured Cowboy (along with fellow walk-on Weston Church) enters his fourth season with the program.
- First Team Academic All-Big 12 as a junior and an NABC Honors Court qualifier.
- Saw time in seven games in 2022-23, including all three wins over Oklahoma.
- Appeared in four games for the Cowboys as a sophomore and recorded a bucket against UT Arlington in the Nov. 9 season opener.
- Saw his first Big 12 action against West Virginia (Feb. 12, 2022), clocking two minutes.
- Class of 2020 valedictorian at Rider High School in Wichita Falls, Texas...
- Younger brother of former Cowboy Christien Sager, who played at OSU from 2011-15..
- Son of Charlie and Tacy Sager... Father played basketball at Utah State and Midwestern State... Older sister Kelsie played beach volleyball at Central Arkansas.
- Born on Aug. 27, 2001.
- Majoring in electrical engineering at Oklahoma State.
- Spent the summer of 2023 interning at NASA.

Player Bios



21



Justin McBride

6-8 | 230 | FR-HS | F | Plano, Texas | Plano HS

McBride's Career Statistics

Season	School	GP-GS	MIN/MPG	FGM-A	FG%	3FGM-A	3FG%	FTM-A	FT%	OR	DR	TR	RPG	PF-FO	A	TO	BLK	STL	TP	PPG
2023-24	OSU (Fr.)	19-0	125/6.6	23-40	.575	6-18	.333	1-10	.100	7	20	27	1.4	18-0	1	7	3	3	53	2.8
OSU TOTALS		19-0	125/6.6	23-40	.575	6-18	.333	1-10	.100	7	20	27	1.4	18-0	1	7	3	3	53	2.8

McBride's Career Bests

Points	8	SAM HOUSTON (11/12/23)
Rebounds	5	HOUSTON CHRST (11/24/23)
FG Made	3	3x, Last: CHICAGO ST (1/3/24)
FG Attempts	7	SAM HOUSTON (11/12/23)
3-Point FGM	2	SAM HOUSTON (11/12/23)
3-Point Att.	4	SAM HOUSTON (11/12/23)
FT Made	1	at Houston (2/6/24)
FT Attempts	5	at Houston (2/6/24)
Assists	1	S. CAROLINA ST. (12/31/23)
Steals	1	3x, Last: at Houston (2/6/24)
Blocks	1	3x, Last: SCSU (12/31/23)
Minutes	17	HOUSTON CHRST (11/24/23)

Misc. Totals

	23-24	Career
10+ Points	-	-
20+ Points	-	-
30+ Points	-	-
10+ Rebounds	-	-
10+ Assists	-	-
Double-Doubles	-	-
Dunks	2	2
Fouls Drawn	8	8
Points Leader	-	-
Rebound Leader	-	-
Assist Leader	-	-

2023-24 Game-by-Game

Date	Opponent	GS	Min	FG	3Pt	FT	OR	DR	TR	PF	A	TO	Blk	Stl	TP
N.6	Abilene Chrst.	15	1-3	0-1	0-1	1	1	2	1	0	0	0	0	0	2
N.12	Sam Houston	12	3-7	2-4	0-0	0	1	1	2	0	0	1	0	0	8
N.16	vs. St. Bonaventure	7	2-3	0-0	0-0	1	0	1	1	0	1	0	0	0	4
N.17	vs. Notre Dame	10	2-3	0-1	0-0	1	2	3	3	0	2	0	0	0	4
N.20	New Orleans	10	3-3	0-0	0-0	1	1	2	2	0	0	0	0	0	6
N.24	Houston Chrst.	17	1-3	1-2	0-0	0	5	5	2	0	1	1	0	0	3
N.30	Creighton	1	0-1	0-1	0-0	0	0	0	0	0	0	0	0	0	0
D.5	at Southern Ill.	dnp													
D.10	vs. Tulsa	dnp													
D.17	Oral Roberts	4	0-0	0-0	0-0	0	0	0	1	0	1	0	1	0	0
D.20	Wofford	5	1-2	0-1	0-0	0	0	0	0	0	0	0	0	0	2
D.31	S. Carolina St.	4	1-1	1-1	0-2	0	1	1	0	1	0	1	1	1	3
J.3	Chicago St.	5	3-3	0-0	0-0	2	0	2	0	0	0	0	0	0	6
J.6	Baylor^	dnp													
J.9	at Texas Tech^	3	0-0	0-0	0-0	0	1	1	1	0	0	0	0	0	0
J.13	at Iowa St.^	5	1-3	0-2	0-1	0	0	0	0	0	1	0	0	0	2
J.16	Kansas^	3	1-1	0-0	0-1	0	3	3	1	0	0	0	0	0	2
J.20	at Kansas St.^	dnp													
J.23	TCU^	dnp													
J.27	West Virginia^	3	0-0	0-0	0-0	0	2	2	0	0	0	0	0	0	0
J.30	at Kansas^	5	2-2	1-1	0-0	0	1	1	1	0	1	0	0	0	5
F.3	Kansas St.^	6	1-2	1-2	0-0	0	0	0	2	0	0	0	0	0	3
F.6	at Houston^	6	1-3	0-2	1-5	1	2	3	1	0	0	0	1	3	3
F.10	at Oklahoma^	3	0-0	0-0	0-0	0	0	0	0	0	0	0	0	0	0
F.17	BYU^	dnp													
F.21	at Cincinnati^	dnp													
F.24	Oklahoma^	dnp													
F.28	UCF^	dnp													
M. 2	at Texas^														
M. 5	Texas Tech^														
M. 9	at BYU^														

Profile:

- Skilled forward with size and athleticism can from inside or on the perimeter.
- The Big 12's youngest active player (he turned 18 on July 25).
- Last saw action Feb. 10 at Oklahoma.
- Shooting 57.5% from the field, including 77.3% on 2-point field goals.
- Set season-highs for points (8) vs. Sam Houston (Nov. 12) and rebounds (5) vs. Houston Christian (Nov. 24).
- Dallas area standout earned four-star ratings from Rivals and 247sports while rankings No. 79 and 127 on their respective national lists.
- Signed with OSU in the Fall of 2022 over finalists Arizona State and Missouri.
- Chose the Pokes because of head coach Mike Boynton and the program's style of play.
- Spent a portion of his high school career at Oak Hill Academy (Va.) competing in the NIBC before returning home to Texas.
- As a senior at Plano High, was one of nine players named to the inaugural THSCA 6A Boys Basketball Super Elite Team, which recognizes student-athletes from around the state of Texas for their exemplary athletic achievements. Helped his team to a top-10 ranking in Texas' largest classification and was named First Team UIL All-State in 6A.
- In the summer before his junior year, helped Team USA to a gold medal at the 2021 FIBA U16 Americas Championship in Xalapa, Mexico, averaging 7.7 points, 5.5 rebounds, 1.8 blocks and 1.0 steal over six games.
- Attended USA Basketball Junior National Team mini camps in March and October of 2022 - the latter alongside two of his future OSU teammates, Brandon Garrison and Eric Dailey Jr.
- Plans to major in Broadcast Communications.

Player Bios



23



Brandon Garrison

6-11 | 245 | FR-HS | C | Oklahoma City, Okla. | Del City HS

Garrison's Career Statistics

Season	School	GP-GS	MIN/MPG	FGM-A	FG%	3FGM-A	3FG%	FTM-A	FT%	OR	DR	TR	RPG	PF-FO	A	TO	BLK	STL	TP	PPG
2023-24	OSU (Fr.)	27-24	608/22.5	80-135	.593	0-0	.000	52-82	.634	37	109	146	5.4	73-2	39	44	35	25	212	7.9
OSU TOTALS		27-24	608/22.5	80-135	.593	0-0	.000	52-82	.634	37	109	146	5.4	73-2	39	44	35	25	212	7.9

Garrison's Career Bests

Points	21	BYU (2/17/24)
Rebounds	10	2x, Last: SCSU (12/31/23)
FG Made	7	2x, Last: BYU (2/17/24)
FG Attempts	9	KANSAS ST (2/3/24)
3-Point FGM		
3-Point Att.		
FT Made	8	WEST VIRGINIA (1/27/24)
FT Attempts	12	BYU (2/17/24)
Assists	6	ORAL ROBERTS (12/17/23)
Steals	4	WEST VIRGINIA (1/27/24)
Blocks	6	HOUSTON CHRST (11/24/23)
Minutes	37:55	BAYLOR (1/6/24) in OT

Misc. Totals

	23-24	Career
10+ Points	9	9
20+ Points	3	3
30+ Points	-	-
10+ Rebounds	2	2
10+ Assists	-	-
Double-Doubles	1	1
Dunks	22	22
Fouls Drawn	71	71
Points Leader	2	2
Rebound Leader	10	10
Assist Leader	1	1


2023-24 Game-by-Game

Date	Opponent	GS	Min	FG	3Pt	FT	OR	DR	TR	PF	A	TO	Blk	Stl	TP
N.6	Abilene Chrst.		8	0-0	0-0	1-2	0	0	0	2	0	0	0	1	1
N.12	Sam Houston		14	3-4	0-0	0-0	3	5	8	1	0	2	3	0	6
N.16	vs. St. Bonaventure		11	0-1	0-0	0-0	3	3	6	3	1	1	1	0	0
N.17	vs. Notre Dame	*	36	3-6	0-0	3-6	2	3	5	5	2	1	1	2	9
N.20	New Orleans	*	15	2-3	0-0	0-2	1	0	1	3	2	0	0	0	4
N.24	Houston Chrst.	*	18	4-8	0-0	2-2	1	4	5	3	2	1	6	0	10
N.30	Creighton	*	18	3-8	0-0	0-0	1	4	5	4	0	1	2	1	6
D.5	at Southern Ill.	*	22	2-5	0-0	0-1	5	5	10	2	0	3	2	1	4
D.10	vs. Tulsa	*	18	3-4	0-0	0-0	0	7	7	4	1	4	0	1	6
D.17	Oral Roberts	*	19	4-6	0-0	0-0	1	8	9	0	6	2	0	0	8
D.20	Wofford	*	19	1-3	0-0	0-0	0	4	4	3	0	0	2	0	2
D.31	S. Carolina St.	*	24	4-7	0-0	3-6	1	9	10	4	4	1	3	1	11
J.3	Chicago St.	*	19	2-2	0-0	2-2	2	3	5	3	1	2	4	1	6
J.6	Baylor^	*	38	7-7	0-0	6-6	3	5	8	2	2	2	4	0	20
J.9	at Texas Tech^	*	33	2-3	0-0	0-1	1	4	5	0	0	1	0	0	4
J.13	at Iowa St.^	*	33	0-2	0-0	1-3	1	7	8	3	1	3	0	0	1
J.16	Kansas^	*	26	3-6	0-0	4-6	2	3	5	4	1	3	0	1	10
J.20	at Kansas St.^	*	16	2-3	0-0	1-2	1	2	3	4	2	0	1	2	5
J.23	TCU^	*	11	1-2	0-0	0-0	0	3	3	4	1	0	1	0	2
J.27	West Virginia^	*	35	6-8	0-0	8-10	2	3	5	0	4	2	1	4	20
J.30	at Kansas^	*	29	3-8	0-0	5-9	1	4	5	3	1	3	0	2	11
F.3	Kansas St.^	*	31	5-9	0-0	0-1	1	3	4	1	2	3	3	1	10
F.6	at Houston^	*	24	2-4	0-0	5-6	3	4	7	2	0	2	0	1	9
F.10	at Oklahoma^	*	18	2-5	0-0	2-3	1	6	7	4	0	1	0	1	6
F.17	BYU^	*	27	7-8	0-0	7-12	1	4	5	1	2	1	1	2	21
F.21	at Cincinnati^	*	29	6-8	0-0	2-2	0	4	4	3	3	3	0	2	14
F.24	Oklahoma^	*	17	3-5	0-0	0-0	0	2	2	5	1	1	0	1	6
F.28	UCF^														
M. 2	at Texas^														
M. 5	Texas Tech^														
M. 9	at BYU^														

Profile:

- McDonald's All-American freshman has made rapid improvement.
- 1.4 blocks ranks No. 7 on the Big 12 leaderboard... 9.9 ppg in Blg 12 play.
- Battled foul trouble vs. OU (Feb. 24) with six points in 17 minutes... Had 14 points at Cincinnati (Feb. 21).
- Career-high 21 points vs. BYU (Feb. 17) on 7-of-8 shooting (7-of-12 FT)... It was his third 20-point game of the season.
- Also had 20 point games vs. WVU (Jan. 27) and Baylor (Jan. 6). In the latter he was 7/7 from the field and 6/6 on free throws.
- Has two double-figure rebounding games: 10 at Southern Illinois (Dec. 5) and 10 against South Carolina State (Dec. 31).
- Just the fourth Cowboy freshman to block 6 shots (Nov. 24 vs. HCU) joining Yor Anei, Byron Housron and Leroy Combs.
- Consensus 4-star, ranked as high as No. 30 by Rivals in the Class of 2023.
- Has added 18 pounds of muscle since his June arrival.
- Oklahoma State's ninth McDonald's All-American and the second signed by head coach Mike Boynton, joining Cade Cunningham (2020).
- Started for the West squad and scored 11 points on 5-of-5 shooting in the 2023 McDonald's All-American game.
- Consensus four-star recruit in the Class of 2023, ranked as high as No. 30.
- 2023 Gatorade and MaxPreps Player of the Year in the state of Oklahoma.
- Two-time Daily Oklahoman Super 5 selection.
- Voted OKC Metro 2022-23 Boys Athlete of the Year (all sports).
- Led his team to a pair of 5A state titles (the school's first in more than four decades) in 2021 and 2023 plus a runner-up finish in between (2022).
- Averaged a double-double as a senior (15.7 ppg, 10.0 rpg) along with 3.0 assists, 1.2 steals and 1.7 blocks.

Player Bios



32



Mike Marsh

6-10 | 250 | RS-SR-TR | C | Columbia, S.C. | Gray Collegiate Academy / Dodge City CC / Jacksonville

Marsh's Career Statistics

Season	School	GP-GS	MIN/MPG	FGM-A	FG%	3FGM-A	3FG%	FTM-A	FT%	OR	DR	TR	RPG	PF-FO	A	TO	BLK	STL	TP	PPG
2019-20	Dodge City CC (Fr.)			Redshirted																
2020-21	Dodge City CC (R-Fr.)			Junior College																
2021-22	Jacksonville (R-So.)	29-22	705/24.3	97-187	.519	0-1	0.000	57-101	.564	68	90	158	5.4	68-1	36	44	5	13	251	8.7
2022-23	Jacksonville (R-Jr.)	22-14	510/23.2	96-174	.552	0-2	0.000	38-55	.691	35	72	107	4.9	41-2	17	36	4	16	230	10.5
2023-24	OSU (R-Sr.)	25-3	292/11.7	41-77	.532	0-0	.000	13-20	.650	24	41	65	2.6	37-0	18	22	6	4	95	3.8
OSU TOTALS		25-3	292/11.7	41-77	.532	0-0	.000	13-20	.650	24	41	65	2.6	37-0	18	22	6	4	95	3.8
NCAA TOTALS		76-39	1506/19.8	234-438	.534	0-3	.000	108-176	.614	127	203	330	4.3	146-3	71	102	15	33	576	7.6

Marsh's OSU Bests

Points	14	HOUSTON CHRST (11/24/23)
Rebounds	11	NEW ORLEANS (11/20/23)
FG Made	6	2x, Last: HCU (11/24/23)
FG Attempts	10	ABILENE CHRST. (11/6/23)
3-Point FGM		
3-Point Att.		
FT Made	3	NEW ORLEANS (11/20/23)
FT Attempts	6	NEW ORLEANS (11/20/23)
Assists	3	2x, Last: at SIU (12/5/23)
Steals	1	4x, Last: at Okla. (2/10/24)
Blocks	1	7x, Last: at Okla. (2/10/24)
Minutes	28:29	vs. St. Bonaventure (11/16/23)

Misc. Totals

	23-24	Career
10+ Points	3	3
20+ Points	-	-
30+ Points	-	-
10+ Rebounds	1	1
10+ Assists	-	-
Double-Doubles	1	1
Dunks	2	2
Fouls Drawn	26	26
Points Leader	1	1
Rebound Leader	2	2
Assist Leader	-	-

2023-24 Game-by-Game

Date	Opponent	GS	Min	FG	3Pt	FT	OR	DR	TR	PF	A	TO	Blk	Stl	TP
N.6	Abilene Chrst.	*	23	6-10	0-0	1-2	1	8	9	1	2	1	1	0	13
N.12	Sam Houston	*	17	1-3	0-0	1-1	0	4	4	3	1	1	1	1	3
N.16	vs. St. Bonaventure	*	28	4-4	0-0	1-2	3	3	6	4	2	1	0	0	9
N.17	vs. Notre Dame	dnp													
N.20	New Orleans		19	5-7	0-0	3-6	6	5	11	2	3	1	1	0	13
N.24	Houston Chrst.		16	6-9	0-0	2-2	3	2	5	2	1	1	0	1	14
N.30	Creighton		19	3-9	0-0	0-1	0	0	0	2	0	2	0	0	6
D.5	at Southern Ill.		17	1-3	0-0	0-0	2	2	4	2	3	2	1	0	2
D.10	vs. Tulsa		20	2-5	0-0	0-0	2	2	4	2	0	2	1	0	4
D.17	Oral Roberts		10	2-3	0-0	2-2	0	0	0	3	1	2	0	0	6
D.20	Wofford		14	3-3	0-0	0-0	1	1	2	0	1	2	0	0	6
D.31	S. Carolina St.		11	1-3	0-0	0-0	1	2	3	4	1	1	0	0	2
J.3	Chicago St.		12	2-3	0-0	0-0	0	1	1	0	0	1	0	0	4
J.6	Baylor^		7	0-0	0-0	0-0	0	2	2	2	1	1	1	0	0
J.9	at Texas Tech^		7	1-2	0-0	1-1	1	1	2	2	0	0	0	0	3
J.13	at Iowa St.^		7	0-1	0-0	0-0	1	1	2	0	1	0	0	0	0
J.16	Kansas^		11	1-4	0-0	0-0	1	1	2	0	0	0	0	0	2
J.20	at Kansas St.^		7	0-2	0-0	2-2	0	0	0	0	0	0	0	1	2
J.23	TCU^		9	0-0	0-0	0-0	1	2	3	0	0	0	0	0	0
J.27	West Virginia^	dnp													
J.30	at Kansas^		5	0-2	0-0	0-0	0	1	1	1	0	1	0	0	0
F.3	Kansas St.^		5	1-1	0-0	0-0	0	0	0	0	0	0	0	0	2
F.6	at Houston^		10	0-0	0-0	0-0	1	0	1	2	0	2	0	0	0
F.10	at Oklahoma^		12	2-3	0-0	0-1	0	3	3	3	1	1	0	1	4
F.17	BYU^		2	0-0	0-0	0-0	0	0	0	0	0	0	0	0	0
F.21	at Cincinnati^		2	0-0	0-0	0-0	0	0	0	2	0	0	0	0	0
F.24	Oklahoma^		2	0-0	0-0	0-0	0	0	0	0	0	0	0	0	0
F.28	UCF^														
M. 2	at Texas^														
M. 5	Texas Tech^														
M. 9	at BYU^														

Profile:

- Grad transfer has been a consistent post presence and strong veteran mentor for a young front court.
- Shooting 52% from the field while backing up Brandon Garrison at the 5.
- Team-high 14 points vs. HCU (Nov. 24) on 6-of-9 shooting.
- Posted his first OSU double-double w/ 13 pts, 11 reb vs. UNO (Nov. 20).
- Missed most of summer workouts and did not play during OSU's August tour of Spain while recovering from a shoulder injury.
- Stalwart in the low post who featured prominently at Jacksonville for the past two seasons and will play his final collegiate season in Stillwater.
- Started 36 games in two seasons at Jacksonville. As a redshirt junior in 2022-23, averaged 10.5 points and 4.9 rebounds in 23.3 minutes while shooting 55.2% from the field.
- Redshirted as a freshman at USC Salkehatchie (2019-20) before following head coach Jake Williams to Dodge City (Kan.) CC where he earned second team All-Kansas Jayhawk Conference honors (2020-21).
- Started playing organized basketball as a high school junior at Gray Collegiate Academy in West Columbia, S.C. and was coached by one of Mike Boynton's former South Carolina teammates, Brandon Wallace.
- Helped the War Eagles to the Class 2A state title as a senior and also played defensive end on the football team.

Player Bios



35



Weston Church

6-3 | 180 | SR-2L | G | Fairview, Okla. | Fairview HS

Church's Career Statistics

Season	School	GP-GS	MIN/MPG	FGM-A	FG%	3FGM-A	3FG%	FTM-A	FT%	OR	DR	TR	RPG	PF-FO	A	TO	BLK	STL	TP	PPG
2020-21	OSU (Fr.)			<i>Did not see action</i>																
2021-22	OSU (So.)	4-0	6/1.4	1-3	.333	0-0	---	0-0	---	1	0	1	0.3	1-0	0	1	0	1	2	0.5
2022-23	OSU (Jr.)	7-0	8/1.1	1-1	1.000	1-1	1.000	0-0	---	0	1	1	0.1	1-0	0	0	0	0	3	0.4
2023-24	OSU (Sr.)	4-0	6/1.4	1-3	.333	0-1	.000	0-2	.000	1	0	1	0.3	0-0	0	2	0	1	2	0.5
OSU TOTALS		15-0	19/1.3	3-7	.429	1-2	.500	0-2	.000	2	1	3	0.2	2-0	0	3	0	2	7	0.5

Church's Career Bests

Points	3	at Oakland (11/13/22)
Rebounds	1	3x, Last: ORU (12/17/23)
FG Made	1	3x, Last: CHICAGO ST (1/3/24)
FG Attempts	2	2x, Last: CHICAGO ST (1/3/24)
3-Point FGM	1	at Oakland (11/13/22)
3-Point Att.	1	at Oakland (11/13/22)
FT Made		
FT Attempts	2	HOUSTON CHRST (11/24/23)
Assists		
Steals	1	2x, Last: SCSU (12/31/23)
Blocks		
Minutes	2	3x, Last: ORU (12/17/23)

Misc. Totals

	23-24	Career
10+ Points	-	-
20+ Points	-	-
30+ Points	-	-
10+ Rebounds	-	-
10+ Assists	-	-
Double-Doubles	-	-
Dunks	-	-
Fouls Drawn	1	-
Points Leader	-	-
Rebound Leader	-	-
Assist Leader	-	-


2023-24 Game-by-Game

Date	Opponent	GS	Min	FG	3Pt	FT	OR	DR	TR	PF	A	TO	Blk	Stl	TP
N.6	Abilene Chrst.	dnp													
N.12	Sam Houston	dnp													
N.16	vs. St. Bonaventure	dnp													
N.17	vs. Notre Dame	dnp													
N.20	New Orleans	dnp													
N.24	Houston Chrst.	1	0-0	0-0	0-2	0	0	0	0	0	0	1	0	0	0
N.30	Creighton	dnp													
D.5	at Southern Ill.	dnp													
D.10	vs. Tulsa	dnp													
D.17	Oral Roberts	2	0-1	0-0	0-0	1	0	1	2	0	0	0	0	0	0
D.20	Wofford	dnp													
D.31	S. Carolina St.	1	0-0	0-0	0-0	0	0	0	0	0	0	1	0	1	0
J.3	Chicago St.	1	1-2	0-1	0-0	0	0	0	0	0	0	0	0	0	2
J.6	Baylor^	dnp													
J.9	at Texas Tech^	dnp													
J.13	at Iowa St.^	dnp													
J.16	Kansas^	dnp													
J.20	at Kansas St.^	dnp													
J.23	TCU^	dnp													
J.27	West Virginia^	dnp													
J.30	at Kansas^	dnp													
F.3	Kansas St.^	dnp													
F.6	at Houston^	dnp													
F.10	at Oklahoma^	dnp													
F.17	BYU^	dnp													
F.21	at Cincinnati^	dnp													
F.24	Oklahoma^	dnp													
F.28	UCF^														
M. 2	at Texas^														
M. 5	Texas Tech^														
M. 9	at BYU^														

Profile:

- Selected by the OSU Alumni Association as a 2023-24 "Senior of Significance." The award honors the top one percent of graduating seniors who have excelled in scholarship, leadership and service to the campus and community.
- Five-time Presidents Honor Roll qualifier (4.0 semester GPA).
- One of two OSU senior walk-ons. The Cowboys are 11-0 all-time when he appears in the box score.
- First Team Academic All-Big 12 as a junior in 2022/2023... Qualified for the NABC Honors Court (3.2+ GPA during the academic year)... Took just one shot in seven games but made it count, drilling a three-pointer in the road win at Oakland (Nov. 13).
- Saw action in four games as a sophomore and scored two points in the 2021-22 season-opener against UTA.
- Recognized as one of OSU's "Top 10 Freshmen Men" by the Mortar Board honor society for outstanding leadership and community service.
- 2020 Fairview High class valedictorian... Averaged 24.7 points and 5.0 rebounds as a senior and earned a long list of accolades.
- Enid News First Team All-Northwest Oklahoma.
- A member of OSU's Farmhouse fraternity.

Player Bios



51



John-Michael Wright

6-1 | 190 | GR-1L | G | Fayetteville, N.C. | Fayetteville Academy / High Point

Wright's Career Statistics

Season	School	GP-GS	MIN/MPG	FGM-A	FG%	3FGM-A	3FG%	FTM-A	FT%	OR	DR	TR	RPG	PF-FO	A	TO	BLK	STL	TP	PPG
2019-20	High Point (Fr.)	32-32	1038/32.4	153-392	.390	60-181	.331	88-116	.759	45	124	169	5.3	72-1	73	51	11	34	454	14.2
2020-21	High Point (So)	22-22	739/33.6	151-361	.418	48-140	.343	106-136	.779	29	86	115	5.2	48-1	71	49	7	35	456	20.7
2021-22	High Point (Jr)	32-32	1117/34.9	195-476	.410	65-179	.363	133-171	.778	22	118	140	4.4	73-4	108	82	9	32	588	18.4
2022-23	Oklahoma St. (Sr)	36-36	1089/30.2	119-330	.361	69-203	.340	47-58	.810	15	85	100	2.8	61-0	72	59	3	30	354	9.8
2023-24	Oklahoma St. (Gr)	27-15	603/22.3	63-191	.330	46-138	.333	48-64	.750	8	28	36	1.3	43-0	25	17	2	17	220	8.1
OSU TOTALS		63-51	1692/26.9	182-521	.349	115-341	.337	95-122	.779	23	113	136	2.2	104-0	97	76	5	47	574	9.1
NCAA TOTALS		149-137	4586/30.8	681-1750	.389	288-841	.342	422-545	.774	119	441	560	3.8	297-6	349	258	32	148	2072	13.9

Wright's OSU Bests

Points	19	2x, Last: at Iowa St. (2/11/23)
Rebounds	6	3x, Last: Texas Tech (2/8/23)
FG Made	6	7x, Last: Baylor (2/27/23)
FG Attempts	16	at Texas (1/24/23)
3-Point FGM	6	Kansas (2/14/23)
3-Point Att.	11	Baylor (2/27/23)
FT Made	7	at Oklahoma (2/10/24)
FT Attempts	9	at Oklahoma (2/10/24)
Assists	4	4x, Last: ABILENE C. (11/6/23)
Steals	4	at Oklahoma (2/1/23)
Blocks	2	TCU (2/4/23)
Minutes	41:09	vs. UCF (11/18/22)

Misc. Totals

	23-24	Career
10+ Points	15	32
20+ Points	-	-
30+ Points	-	-
10+ Rebounds	-	-
10+ Assists	-	-
Double-Doubles	-	-
Dunks	1	1
Fouls Drawn	43	94
Points Leader	2	5
Rebound Leader	-	-
Assist Leader	1	7


2023-24 Game-by-Game

Date	Opponent	GS	Min	FG	3Pt	FT	OR	DR	TR	PF	A	TO	Blk	Stl	TP
N.6	Abilene Chrst.	*	23	1-9	0-6	0-0	0	0	0	0	4	2	0	2	2
N.12	Sam Houston	*	22	4-12	3-7	3-3	1	1	2	3	1	0	0	1	14
N.16	vs. St. Bonaventure		29	3-11	2-7	6-7	1	1	2	3	1	1	0	0	14
N.17	vs. Notre Dame	*	38	4-9	1-6	2-2	0	2	2	3	2	0	0	2	11
N.20	New Orleans	*	24	4-10	1-6	2-2	0	1	1	3	1	2	0	3	11
N.24	Houston Chrst.	*	24	4-8	2-6	0-0	2	2	4	1	1	0	0	1	10
N.30	Creighton		16	0-4	0-3	0-0	0	0	0	0	1	0	0	0	0
D.5	at Southern Ill.		2	0-0	0-0	0-0	0	0	0	2	0	0	0	0	0
D.10	vs. Tulsa		11	2-4	2-4	0-0	0	0	0	1	2	0	0	1	6
D.17	Oral Roberts		10	1-1	1-1	0-0	0	0	0	1	0	0	0	1	3
D.20	Wofford		5	0-2	0-2	0-0	0	1	1	1	0	0	0	0	0
D.31	S. Carolina St.		8	1-2	1-2	0-0	0	0	0	1	1	1	0	0	3
J.3	Chicago St.		14	1-2	1-2	2-2	1	1	2	0	2	0	0	0	5
J.6	Baylor^		6	1-1	1-1	0-0	0	1	1	0	0	1	0	0	3
J.9	at Texas Tech^		18	3-8	3-6	5-6	0	1	1	4	0	1	0	0	14
J.13	at Iowa St.^		15	2-5	1-3	0-2	0	0	0	1	0	2	1	1	5
J.16	Kansas^		11	0-3	0-1	0-0	0	0	0	0	0	1	0	0	0
J.20	at Kansas St.^	*	30	3-8	3-7	2-2	0	1	1	1	2	0	0	1	11
J.23	TCU^	*	30	4-8	3-6	5-7	0	2	2	3	0	2	0	1	16
J.27	West Virginia^	*	22	2-10	2-9	4-6	0	1	1	3	1	0	0	1	10
J.30	at Kansas^	*	34	4-13	4-10	4-5	0	2	2	1	1	1	0	0	16
F.3	Kansas St.^	*	38	3-9	2-7	2-2	0	3	3	1	2	1	1	0	10
F.6	at Houston^	*	33	4-14	3-10	2-5	0	2	2	2	0	1	0	1	13
F.10	at Oklahoma^	*	38	2-12	2-6	7-9	2	2	4	3	0	0	0	0	13
F.17	BYU^	*	29	4-8	3-7	2-4	1	2	3	3	1	0	0	0	13
F.21	at Cincinnati^	*	37	4-9	3-6	0-0	0	0	0	1	2	0	0	0	11
F.24	Oklahoma^	*	36	2-9	2-7	0-0	0	2	2	1	0	1	0	1	6
F.28	UCF^														
M. 2	at Texas^														
M. 5	Texas Tech^														
M. 9	at BYU^														

Profile:

- Veteran combo guard is a vocal leader who can play on or off the ball.
- Scored his 2,000th collegiate point at KU (Jan. 30).
- Also ranks among the NCAA's active leaders in threes (288), free throws (422) and minutes (4,586).
- Six points on 2-of-7 three-point shooting vs. OU (Feb. 24)... Streak of 10 straight games w/ multiple threes.
- Matched his season-high with 16 points at KU (Jan. 30)... Also had 16 against TCU (Jan. 23).
- Has made 48-of-64 free throws this year (.750) and 95-of-122 (.779) in two seasons at OSU.
- Started all 36 games for OSU in 2022-23 and averaged 9.8 points, 2.8 rebounds and 2.0 assists in 30.2 minutes. Hit a team-high 69 threes (1.92-per-game) on 34.0% accuracy and converted 81.0% of his free throws (47-of-58).
- Played his first three seasons at High Point for Tubby Smith and totaled nearly 1,500 points while twice earning first team All-Big South honors.
- Led the conference in scoring as a junior (18.4 ppg) in 2021-22 while also averaging 4.4 rebounds and 3.4 assists in 34.9 minutes.

Player Bios



0



Naz Brown

6-0 | 181 | So.-1L | G | Fort Worth, Texas | Coppell HS

Brown's Career Statistics

Season	School	GP-GS	MIN/MPG	FGM-A	FG%	3FGM-A	3FG%	FTM-A	FT%	OR	DR	TR	RPG	PF-FO	A	TO	BLK	STL	TP	PPG
2022-23	OSU (Fr.)	10-0	20/2.0	1-6	.167	0-3	.000	0-0	---	1	2	3	0.3	3-0	3	4	0	0	2	0.2
2023-24	OSU (So.)																			
	OSU TOTALS	10-0	20/2.0	1-6	.167	0-3	.000	0-0	---	1	2	3	0.3	3-0	3	4	0	0	2	0.2

- Second-year walk-on has not appeared in a game in 2023-24, preserving his redshirt option.
- Plays an important role in the team's preparation, serving as scout team point guard.
- Appeared in 10 games as a true freshman in 2022-23, including all three wins over Oklahoma, for a total of 20 minutes.
- Plans to major in media and strategic communications at OSU.
- 2022 graduate of Coppell High, just north of Dallas-Fort Worth, was an underrecruited prospect, due in part to a knee injury suffered in March of his junior year, but made a successful return as a senior, averaging 15.2 points on his way to all-region honors.



22



Brooks Manzer

6-3 | 190 | JR-1L | G | Edmond, Okla. | Memorial HS

Manzer's Career Statistics

Season	School	GP-GS	MIN/MPG	FGM-A	FG%	3FGM-A	3FG%	FTM-A	FT%	OR	DR	TR	RPG	PF-FO	A	TO	BLK	STL	TP	PPG
2020-21	OSU (Fr.)																			
2022-23	OSU (So.)	3-0	4/1.4	0-0	---	0-0	---	0-0	---	0	1	1	0.3	0-0	1	0	0	0	0	0.0
2023-24	OSU (Jr.)																			
	OSU TOTALS	3-0	4/1.4	0-0	---	0-0	---	0-0	---	0	1	1	0.3	0-0	1	0	0	0	0	0.0

- Third-year walk-on guard has battled injuries in each of the last three seasons.
- 13th member of his family to attend OSU. Father, Bryndon, played for the Cowboys from 1992-94. Grandfather, Lee, taught marketing at OSU for 43 years and served as official scorer for Cowboy home games for more than three decades.
- Appeared in three games as a sophomore in 2022-23 – all in the month of November. Did not suit up as a freshman while recovering from an ACL injury suffered during his senior year of high school.
- Three-year letter winner at Edmond Memorial High School near Oklahoma City but missed most of his senior year due to ACL surgery.

2023-24 Schedule & Results

Game Records

	Overall	Home	Away	Neutral
All Games	12-15	10-6	1-7	1-2
Big 12	4-10	3-4	1-6	-
Non-Conference	8-5	7-2	0-1	1-2
vs. Top-25	1-5	1-3	0-2	-

Results

AP/Co	Location	W/L	Score	Points	Rebounds	Attend.
Nov. 6	Abilene Christian	Stillwater (GIA)	L 59-64	19 -- Thompson	10 -- Williams	5,084
Nov. 12	Sam Houston	Stillwater (GIA)	W 85-70	17 -- Thompson	8 -- Garrison	5,843

Legends Classic

Nov 16	vs St. Bonaventure (SF)	Brooklyn, N.Y. (Barclays Center)	L 64-66	15 -- Dailey	6 -- Garrison/Marsh	5,524
Nov 17	vs Auburn/Notre Dame	Brooklyn, N.Y. (Barclays Center)	L 64-66 ot	29 -- Small	11 -- Williams	4,849

Nov. 20	NEW ORLEANS	Stillwater (GIA)	W 96-68	18 -- Keller	13 -- Marsh	5,907
Nov. 24	HOUSTON CHRISTIAN	Stillwater (GIA)	W 92-65	14 -- Marsh	6 -- Dailey	6,153
Nov. 30	15/14 CREIGHTON %	Stillwater (GIA)	L 65-79	24 -- Small	11 -- Dailey	6,309
Dec. 5	at Southern Illinois	Carbondale, Ill. (Banterra Center)	L 68-70	25 -- Small	10 -- Garrison/Williams	5,610
Dec. 10	vs. Tulsa \$	Oklahoma City (Paycom Center)	W 72-57	18 -- Small	7 -- Garrison/Williams	--
Dec. 17	ORAL ROBERTS	Stillwater (GIA)	W 81-60	13 -- Thompson/Williams	11 -- Dailey	6,170
Dec. 20	WOFFORD	Stillwater (GIA)	W 76-70	19 -- Thompson	7 -- Williams	5,637
Dec. 31	SOUTH CAROLINA ST.	Stillwater (GIA)	W 86-70	17 -- Thompson	10 -- Garrison/Williams	7,210
Jan. 3	CHICAGO ST.	Stillwater (GIA)	W 72-53	13 -- Thompson	9 -- Dailey	5,142
Jan. 6	18/18 BAYLOR*	Stillwater (GIA)	L 70-75 ot	20 -- Garrison	8 -- Garrison/Small/Williams	6,513
Jan. 9	rv/rv at Texas Tech*	Lubbock, Texas (United Supermarkets Arena)	L 73-90	17 -- Thompson	6 -- Williams	14,362
Jan. 13	rv/rv at Iowa St.*	Ames, Iowa (Hilton Coliseum)	L 42-66	12 -- Dailey	8 -- Garrison	14,267
Jan. 16	3/4 KANSAS*	Stillwater (GIA)	L 66-90	20 -- Thompson	5 -- Garrison/Williams	8,570
Jan. 20	rv/rv at Kansas St.*	Manhattan, Kan. (Bramlage Coliseum)	L 66-70	15 -- Dailey	8 -- Small	10,247
Jan. 23	rv/rv TCU*	Stillwater (GIA)	L 69-75	16 -- Wright	5 -- Small	6,017
Jan. 27	WEST VIRGINIA*	Stillwater (GIA)	W 70-66	20 -- Garrison	12 -- Small	6,889
Jan. 30	8/9 at Kansas*	Lawrence, Kan. (Allen Fieldhouse)	L 54-83	16 -- Wright	7 -- Dow	16,300
Feb. 3	KANSAS ST.*	Stillwater (GIA)	W 75-72	18 -- Small	10 -- Williams	7,623
Feb. 6	5/5 at Houston*	Houston, Texas (Fertitta Center)	L 63-79	18 -- Small	7 -- Garrison	7,205
Feb. 10	rv/rv at Oklahoma*	Norman, Okla. (Lloyd Noble Center)	L 62-66	17 -- Small	10 -- Williams	11,456
Feb. 17	19/17 BYU*	Stillwater (GIA)	W 93-83	22 -- Keller	5 -- Garrison/Keller	7,360
Feb. 21	at Cincinnati*	Cincinnati, Ohio (Fifth Third Arena)	W 80-76	19 -- Small	8 -- Williams	11,029
Feb. 24	rv/rv OKLAHOMA*	Stillwater (GIA)	L 82-84 ot	21 -- Small/Williams	9 -- Dailey	11,370
Feb. 28	UCF*	Stillwater (GIA)	--	--	--	--
Mar. 2	at Texas*	Austin, Texas (Moody Center)	--	--	--	--
Mar. 5	TEXAS TECH*	Stillwater (GIA)	--	--	--	--
Mar. 9	at BYU*	Provo, Utah (Marriott Center)	--	--	--	--

Big 12 Championship // Kansas City, Mo. (T-Mobile Center)

Mar 12	First Round (11-14 seeds)
Mar 13	Second Round (First Round winners + 5-9 seeds)
Mar 14	Quarterfinals (Second Round winners + 1-4 seeds)
Mar 15	Semifinals
Mar 16	Final

Scoring Margins

	1	2	3	4	5	6	7	8	9	10	11	12	13	14	15	16	17	18	19	20-29	30-39	40+	5 or <	<10	10+	20+
Wins	.	.	1	2	.	1	.	.	.	1	2	1	.	.	1	3	.	.	3	4	8	3
Losses	.	4	.	2	3	1	.	1	1	.	.	.	3	.	.	9	9	6	3

2022-23 P-R-A / Participation

Points-Rebounds-Assists

Date	Opponent	Result	1	2	4	5	12	13	14	15	21	23	24	32	35	51
			THOMPSON	DAILEY	HICKLEN	WILLIAMS	SMALL	DOW	KELLER	SAGER	McBRIDE	GARRISON	MIRANDA	MARSH	CHURCH	WRIGHT
Nov. 6	ABILENE CHRISTIAN	L 59-64	19-3-1	6-5-4	3-0-1	4-10-0	---	9-3-1	---	---	2-2-0	1-0-0	---	13-9-2	---	2-0-4
Nov. 12	SAM HOUSTON	W 85-70	17-2-3	9-6-2	6-1-3	6-4-4	16-5-5	0-0-0	---	---	8-1-0	6-8-0	---	3-4-1	---	14-2-1
Nov. 16	vs. St. Bonaventure	L 64-66	7-0-2	15-4-2	3-2-0	9-2-1	3-5-7	0-0-0	---	---	4-1-0	0-6-1	---	9-6-2	---	14-2-1
Nov. 17	vs. Notre Dame	Lot 64-66	---	3-3-1	0-0-0	8-11-3	29-10-2	0-1-0	---	---	4-3-0	9-5-2	---	---	---	11-2-2
Nov. 20	NEW ORLEANS	W 96-68	---	14-9-4	3-3-1	4-3-3	16-3-6	7-3-0	18-2-1	0-0-0	6-2-0	4-1-2	---	13-11-3	---	11-1-1
Nov. 24	HOUSTON CHRISTIAN	W 92-65	---	12-6-2	12-2-1	7-5-6	6-5-8	8-4-1	10-3-2	0-0-0	3-5-0	10-5-2	---	14-5-1	0-0-0	10-4-1
Nov. 30	CREIGHTON %	L 65-79	7-0-0	13-11-2	3-2-0	4-4-1	24-5-4	---	2-1-1	---	0-0-0	6-5-0	---	6-0-0	---	0-0-1
Dec. 5	at Southern Illinois	L 68-70	6-1-0	5-4-2	12-1-0	10-10-1	25-2-4	0-1-0	4-4-2	---	---	4-10-0	---	2-4-3	---	0-0-0
Dec. 10	vs. Tulsa \$	W 72-57	7-2-2	5-6-3	4-0-0	12-7-4	18-6-2	0-1-0	8-1-1	---	---	6-7-1	2-2-0	4-4-0	---	6-0-2
Dec. 17	ORAL ROBERTS	W 81-60	13-2-4	12-11-2	6-1-1	13-3-1	7-4-8	0-1-0	7-0-1	0-0-0	0-0-0	8-9-6	6-5-0	6-0-1	0-1-0	3-0-0
Dec. 20	WOFFORD	W 76-70	19-4-3	12-3-4	9-2-0	5-7-7	14-3-5	3-1-0	4-1-1	---	2-0-0	2-4-0	0-0-0	6-2-1	---	0-1-0
Dec. 31	SOUTH CAROLINA ST.	W 86-70	17-4-3	11-4-1	9-2-1	16-10-1	12-6-5	0-0-0	2-2-3	0-0-0	3-1-1	11-10-4	---	2-3-1	0-0-0	3-0-1
Jan. 3	CHICAGO ST.	W 72-53	13-2-0	12-9-3	3-0-0	7-5-2	12-7-3	0-1-0	2-3-1	0-1-0	6-2-0	6-5-1	---	4-1-0	2-0-0	5-2-2
Jan. 6	BAYLOR*	Lot 70-75	15-2-2	9-2-0	3-0-0	3-8-2	17-8-2	---	---	---	---	20-8-2	---	0-2-1	---	3-1-0
Jan. 9	at Texas Tech*	W 73-90	17-3-2	6-5-0	6-1-1	5-6-0	15-3-2	3-0-0	0-0-0	---	0-1-0	4-5-0	---	3-2-0	---	14-1-0
Jan. 13	at Iowa St.*	L 42-66	7-2-0	12-4-1	6-0-1	0-5-4	8-4-2	0-2-0	1-0-0	---	2-0-0	1-8-1	---	0-2-1	---	5-0-0
Jan. 16	KANSAS*	L 66-90	20-1-2	9-1-0	10-1-0	6-5-0	2-2-7	5-2-1	0-0-0	---	2-3-0	10-5-1	---	2-2-0	---	0-0-0
Jan. 20	at Kansas St.*	L 66-70	7-3-0	15-3-2	6-3-0	3-4-2	11-8-5	6-3-2	---	---	---	5-3-2	---	2-0-0	---	11-1-2
Jan. 23	TCU*	L 69-74	9-2-1	13-4-1	12-2-0	2-0-0	15-5-7	0-1-0	---	---	---	2-3-1	---	0-3-0	---	16-2-0
Jan. 27	WEST VIRGINIA*	W 70-66	8-1-0	8-4-2	6-2-0	0-1-0	15-12-7	3-3-2	0-0-0	---	0-2-0	20-5-4	---	---	---	10-1-1
Jan. 30	at Kansas*	L 54-83	0-0-2	4-3-1	3-3-0	4-6-0	8-0-2	0-7-1	3-0-0	---	5-1-0	11-5-1	---	0-1-0	---	16-2-1
Feb. 3	KANSAS ST.*	W 75-72	---	3-1-0	0-1-0	17-10-3	18-5-7	0-0-0	12-4-3	---	3-0-0	10-4-2	---	2-0-0	---	10-3-2
Feb. 6	at Houston*	L 63-79	---	6-4-0	2-0-0	4-0-1	18-5-2	3-1-1	5-1-1	---	3-3-0	9-7-0	---	0-1-0	---	13-2-0
Feb. 10	at Oklahoma*	L 62-66	---	2-5-1	0-1-1	12-10-0	17-6-3	0-0-0	8-3-0	---	0-0-0	6-7-0	---	4-3-1	---	13-4-0
Feb. 17	BYU*	W 93-83	---	2-4-1	6-2-0	15-4-4	14-4-6	---	22-5-2	---	---	21-5-2	---	0-0-0	---	13-3-1
Feb. 21	at Cincinnati*	W 80-76	---	9-3-1	0-0-0	12-8-8	19-2-3	---	15-2-3	---	---	14-4-3	---	0-0-0	---	11-0-2
Feb. 24	OKLAHOMA*	Lot 82-84	---	20-9-4	0-2-1	21-8-2	21-5-4	---	8-1-4	---	---	6-2-1	---	0-0-0	---	6-2-0
Feb. 28	UCF*															
Mar. 2	at Texas*															
Mar. 5	TEXAS TECH*															
Mar. 9	at BYU*															

#-#-# =Starter

2023-24 Starting Lineups / Records

Small, Thompson, Williams, Dailey, Garrison

Record: 5-6 Last Used: Jan. 16 -- Kansas

Small, Wright, Thompson, Dow, Garrison

Record: 1-3 Last Used: Jan. 30 at Kansas

*** Small, Wright, Keller, Williams, Garrison

Record: 2-1 **Used Last 3 Games**

Small, Wright, Williams, Dailey, Garrison

Record: 2-1 Last Used: Nov. 24 -- Houston Christian

Small, Wright, Williams, Dow, Garrison

Record: 1-2 Last Used: Feb. 10 at Oklahoma

Small, Wright, Williams, Dailey, Marsh

Record: 1-0 Last Used: Nov. 12 -- Sam Houston

Small, Thompson, Williams, Dailey, Marsh

Record: 0-1 Last Used: Nov. 16 vs. St. Bonaventure

Wright, Hicklen, Thompson, Williams, Marsh

Record: 0-1 Last Used: Nov. 6 -- Abilene Christian

2023-24 Participation

	GP	W-L	GS	W-L
1 Bryce Thompson (Sr.)	18	7-11	17	6-11
51 John-Michael Wright (Gr.)	27	12-15	15	7-8
13 Quion Williams (So.)	27	12-15	23	11-12
23 Brandon Garrison (Fr.)	27	12-15	24	11-13
2 Eric Dailey Jr. (Fr.)	27	12-15	16	8-8
4 Jarius Hicklen (Gr.)	27	12-15	1	0-1
12 Javon Small (Jr.)	26	12-14	26	12-14
32 Mike Marsh (R-Sr.)	24	12-13	3	1-2
13 Connor Dow (Fr.)	22	10-12	7	2-5
14 Jamyron Keller (Fr.)	20	11-9	3	2-1
21 Justin McBride (Fr.)	19	9-10	-	-
15 Carson Sager (Sr.)	5	5-0	-	-
35 Weston Church (Sr.)	4	4-0	-	-
12 Naz Brown (So.)	-	-	-	-
24 Brooks Manzer (Jr.)	-	-	-	-

Career Participation (OSU Only)

	GP	Streak	W-L	GS	Streak	W-L
83	-	41-42	78	-	39-39	
63	63	32-31	51	10	27-24	
61	32	31-30	23	6	11-12	
27	27	12-15	24	24	11-13	
27	27	12-15	16	-	8-8	
27	27	12-15	1	-	0-1	
26	26	12-14	26	26	12-14	
25	7	11-14	3	-	1-2	
22	-	10-12	7	-	2-5	
20	8	11-10	3	3	2-1	
19	-	9-10	-	-	-	
16	-	16-0	-	-	-	
15	-	15-0	-	-	-	
10	-	8-2	-	-	-	
3	-	3-0	-	-	-	

Big Games / Specialty Stats

Big Games

	Scoring Leader		Rebound Leader		Assist Leader		Dunks		10+ Points		20+ Points		30+ Points		10+ Rebounds		10+ Assists		Double-Doubles	
	23-24	Career	23-24	Career	23-24	Career	23-24	23-24	23-24	Career	23-24	Career	23-24	Career	23-24	Career	23-24	Career	23-24	Career
0 Naz Brown																				
1 Bryce Thompson	8	19		1	2	17	3	9	46	1	7									
2 Eric Dailey Jr.	3	3	5	5	3	3	10	12	12	1	1			2	2			2	2	
4 Jarius Hicklen								4	4											
5 Quion Williams	2	2	11	13	4	7	16	9	13	1	1			6	7			4	5	
12 Javon Small	8	8	4	4	22	22	2	20	20	4	4			2	2			2	2	
13 Connor Dow																				
14 Jamyron Keller	2	2	1	1	1	1	4	5	5	1	1									
15 Carson Sager																				
21 Justin McBride							2													
22 Brooks Manzer																				
23 Brandon Garrison	2	2	10	10	1	1	20	9	9	3	3			2	2			1	1	
24 Isaiah Miranda							2													
32 Mike Marsh	1	1	2	2			2	3	3					1	1			1	1	
35 Weston Church																				
51 John-Michael Wright	1	4			1	7	1	15	32											

Miscellaneous

Opponent	Opening Tipoff		Opening Run		1st OSU...		1st Opponent...		First OSU Sub		OSU Dunks		Halftime		Final	
	Player	Result	By	Score	Pts	FG	Pts	FG	Time	Player(s)	#	Player(s)	Score	+/-	Score	+/-
Abilene Christian	Marsh	L	OSU	2-0	18:57	"	18:41	"	16:10	Dailey, Garrison	0	---	25-36	-11	L, 59-65	-5
Sam Houston	Marsh	L	Opp.	0-2	18:03	"	18:57	17:13	14:28	Garrison, Hicklen, McBride, Thompson	1	Thompson	38-30	+8	W, 85-70	+15
vs. St. Bonaventure	Marsh	L	Opp.	0-2	18:18	"	18:35	"	16:45	Garrison, Wright	2	Dailey, Thompson	29-30	-1	L, 64-66	-2
vs. Notre Dame	Garrison	W/W	OSU	4-0	19:40	"	18:28	"	16:43	Hicklen	1	Garrison	25-33	-8	Lot, 64-66	-2
New Orleans	Garrison	W	OSU	4-0	19:41	19:38	19:20	18:23	18:28	Hicklen	6	Dailey, Garrison, Keller, Marsh, McBride, Wright	43-37	+6	W, 96-68	+28
Houston Christian	Garrison	W	OSU	4-0	19:23	"	18:20	"	17:04	Marsh	5	Dailey (2), Garrison, Keller, Marsh	52-37	+15	W, 92-65	+27
Creighton	Garrison	L	OSU	3-0	18:58	"	18:30	"	17:55	Marsh	1	Williams	29-47	-18	L, 65-79	-14
at Southern Illinois	Garrison	L	OSU	2-0	19:40	"	19:08	"	16:26	Marsh	2	Williams (2)	34-34	E	L, 68-70	-2
vs. Tulsa \$	Garrison	W	OSU	5-0	18:56	"	17:45	"	14:33	Marsh	2	Garrison, Miranda	35-26	+9	W, 72-57	+12
Oral Roberts	Garrison	W	OSU	3-0	19:43	"	18:56	"	13:24	Keller, Marsh	4	Garrison (2), Miranda, Keller	48-27	+21	W, 81-60	+21
Wofford	Garrison	W	OSU	5-0	19:32	"	17:59	"	14:50	Hicklen, Marsh	2	Garrison, Thompson	37-35	+2	W, 76-70	+6
South Carolina St.	Garrison	W	OSU	5-0	19:36	"	17:52	"	14:10	Hicklen	7	Dailey (3), Garrison (2), Williams (2)	38-34	+4	W, 86-70	+16
Chicago St.	Garrison	L	Opp.	0-2	19:08	"	19:39	"	13:23	Hicklen	3	Williams (2), McBride	43-25	+18	W, 72-53	+19
Baylor*	Garrison	L/L	Opp.	0-4	18:00	"	19:31	"	13:09	Hicklen, Marsh	4	Garrison (4)	27-31	-4	Lot, 70-75	-5
at Texas Tech*	Garrison	W	OSU	7-0	19:15	"	17:01	"	12:18	Hicklen, Marsh	2	Garrison, Williams	31-40	-9	L, 73-90	-17
at Iowa St.*	Garrison	W	OSU	3-0	19:42	"	18:49	"	16:28	Wright	0	---	26-37	-11	L, 42-66	-24
Kansas*	Garrison	L	Opp.	0-6	18:26	"	19:40	"	14:46	Wright	1	Williams	33-48	-15	L, 66-90	-24
at Kansas St.*	Garrison	L	Opp.	0-2	19:23	"	19:43	"	17:53	Hicklen	2	Small, Williams	35-31	+4	L, 66-70	-4
TCU*	Garrison	L	Opp.	0-2	19:09	"	19:36	"	15:42	Dailey	1	Dailey	37-33	+4	L, 69-74	-5
West Virginia*	Garrison	W	OSU	3-0	19:38	"	18:56	"	15:41	Dailey	4	Garrison (3), Dailey	32-33	-1	W, 70-66	+4
at Kansas*	Garrison	L	Opp.	0-3	19:09	18:16	19:44	"	15:31	Dailey, Hicklen	0	---	26-44	-18	L, 54-83	-29
Kansas St.*	Garrison	W	Opp.	0-3	18:20	"	18:48	"	14:48	Dailey	3	Williams (2), Garrison	29-27	+2	W, 75-72	+3
at Houston*	Garrison	W	OSU	2-0	18:50	"	18:27	"	15:16	Hicklen	0	---	21-40	-19	L, 63-79	-16
at Oklahoma*	Garrison	L	Opp.	0-4	17:21	"	18:50	"	16:09	Marsh	1	Williams	26-31	-5	L, 62-66	-4
BYU*	Garrison	W	OSU	3-0	19:38	"	19:05	"	13:40	Dailey, Hicklen	4	Garrison (2), Dailey, Williams	49-34	+15	W, 93-83	+10
at Cincinnati*	Garrison	L	OSU	2-0	19:20	"	18:54	17:48	11:21	Dailey	5	Garrison (2), Keller, Small, Williams	37-32	+5	W, 80-76	+4
Oklahoma*	Garrison/Dailey	W/L	OSU	4-0	19:33	"	18:41	"	12:45	Dailey	4	Williams (2), Keller, Small	38-30	+8	Lot, 82-84	-2
UCF*																
at Texas*																
Texas Tech*																
at BYU*																

Team/Opponent Game-by-Game Advanced Stats

GBG Advanced (OSU listed first in Bold)		Rebounding					Assists/Turnovers				Defense		Points Scored From...					Leads/Deficits			
	Poss.	Pts/Pos	OR%	DR%	+/-TR	+/-TO	A:TO	A%	TO%	Stl%	Blk%	TO	Paint	2nd Ch	FB	Bnch	Ties	LC	Led for	Largest	
Nov. 7	Abilene Christian L, 59-64	69	0.86 0.93	25.0 23.5	76.5 75.0	E	+2 0.87	1.00 50.0	56.5 21.7	18.8 5.8	5.1 3.0	16 15	28 32	8 6	8 3	18 15	2 4	1 5	0:38 35:50	2 18	
Nov. 12	Sam Houston W, 85-80	68	1.25 1.03	27.8 30.8	69.2 72.2	-1	+1 1.10	2.11 47.8	13.2 14.7	8.8 7.4	14.3 6.5	14 7	22 20	9 12	13 5	37 29	4 5	5 9	27:09 9:35	19 7	
Nov. 16	vs. St. Bonaventure L, 64-66	63	1.02 1.05	34.4 35.5	64.5 65.6	-1	-2	1.14 0.75	69.6 42.9	22.2 19.0	6.3 3.4	5 12	32 22	8 9	11 6	21 5	5 5	10 5	20:21 14:23	10 6	
Nov. 17	vs. Notre Dame L, 64-66 ot	71	0.90 0.93	28.2 25.0	75.0 71.8	+1	+4 0.82	0.83 54.2	47.6 22.5	16.9 7.0	8.5 9.1	12 6	26 28	13 8	1 2	4 14	5 0	5 0	13:27 39:41	6 28	
Nov. 20	New Orleans W, 96-68	72	1.33 0.94	40.6 21.4	82.4 59.4	+16	E 0.50	1.75 26.1	58.3 16.7	16.7 12.5	2.6 9.1	15 14	50 34	21 8	15 10	47 13	0 0	0 0	39:41 -	28 -	
Nov. 24	Houston Christian W, 92-65	78	1.18 0.83	28.2 21.7	78.3 71.8	+9	+5 0.50	2.67 29.2	70.6 17.9	11.5 10.3	9.0 13.5	17 6	38 34	17 9	20 9	47 26	6 2	8 8	35:17 2:32	32 3	
Nov. 30	Creighton L, 65-79	67	0.97 1.18	20.0 21.4	78.6 80.0	-8	+1 1.30	1.00 44.8	13.4 14.9	6.0 7.5	5.6 4.3	13 10	32 28	12 9	10 2	11 5	2 1	1 4	4:47 4:12	6 18	
Dec. 5	at Southern Ill. L, 68-70	63	1.08 1.11	52.6 20.7	79.3 47.4	+19	-3	1.00 1.56	46.2 60.9	19.0 14.3	6.3 9.5	16 12	36 24	15 7	6 13	18 7	10 0	9 0	14:10 38:56	7 19	
Dec. 10	vs. Tulsa W, 72-57	77	0.94 0.74	37.0 16.2	83.8 63.0	+18	-8	0.54 0.20	65.2 20.0	36.4 26.0	11.7 2.9	17 19	30 34	10 2	10 18	24 19	0 0	0 0	38:56 -	19 -	
Dec. 17	Oral Roberts W, 81-60	68	1.19 0.88	29.0 19.4	80.6 71.0	+7	+2 0.46	2.18 27.3	16.2 19.1	8.8 11.8	0 3.1	19 16	34 24	8 6	15 10	28 16	0 2	0 2	38:51 35:53	30 13	
Dec. 20	Wofford W, 76-70	73	1.04 0.96	9.1 16.7	83.3 90.9	-7	+1 0.86	1.62 40.0	17.8 19.2	13.7 8.2	5.0 14.3	24 8	14 46	3 4	12 12	24 18	2 2	2 3	35:53 1:34	13 2	
Dec. 31	South Carolina St. W, 86-70	76	1.13 0.92	43.3 34.7	65.3 56.7	+11	-10	0.91 0.69	70.0 36.0	30.3 17.1	10.5 23.7	13 20	34 32	18 25	17 11	19 28	5 1	10 1	34:01 3:48	22 2	
Jan. 3	Chicago St. L, 72-53	66	1.09 0.80	35.7 28.3	71.7 64.3	12	-6	0.80 0.56	46.2 27.8	22.7 13.6	7.6 10.6	14 15	32 18	10 6	19 4	22 18	1 12	1 10	38:27 11:02	25 4	
Jan. 6	Baylor* L, 70-75 ot	70	1.00 1.07	17.2 38.1	61.9 82.8	-9	-5	0.75 1.14	36.0 25.8	17.1 10.0	2.9 3.0	15 10	36 23	6 12	12 6	6 23	12 0	10 1	11:02 12:53	4 9	
Jan. 9	at Texas Tech* L, 73-90	66	1.11 1.36	21.9 18.5	81.5 78.1	-1	-5	0.56 4.25	19.2 48.6	13.6 6.1	1.5 7.6	16 11	24 7	10 7	4 6	26 7	0 0	1 2	12:53 26:40	9 21	
Jan. 13	at Iowa St.* L, 42-66	64	0.66 1.03	25.7 28.1	71.9 74.3	-3	-11	0.50 1.78	66.7 59.3	31.3 14.1	9.4 20.3	17 20	16 14	6 6	5 4	14 14	0 0	1 0	11:09 28:33	6 24	
Jan. 16	Kansas* L, 66-90	71	0.93 1.27	20.6 25.0	75.0 79.4	-8	-3	0.79 1.91	52.4 58.3	19.7 15.5	12.7 9.9	0.0 21.9	18 22	7 9	3 12	19 20	0 0	0 0	- 39:40	0 28	
Jan. 20	at Kansas St.* L, 66-70	70	0.94 1.00	31.3 12.5	87.5 68.8	6	0 1.18	0.88 80.0	24.3 24.3	18.6 14.3	3.8 15.4	19 13	18 8	6 5	10 6	26 8	5 11	6 8	23:52 14:26	10 6	
Jan. 23	TCU* L, 69-74	63	1.10 1.17	17.6 31.3	68.8 82.4	-10	4 1.22	2.00 36.7	7.9 14.3	4.8 4.8	2.4 16.7	20 6	20 17	6 7	5 10	27 17	11 8	8 10	22:03 12:03	17 5	
Jan. 27	West Virginia* W, 70-66	69	1.01 0.96	23.3 18.2	81.8 76.7	5	-1	1.23 0.92	76.2 45.8	18.8 17.4	11.6 10.1	21 13	26 33	8 3	14 3	14 33	8 0	10 0	16:07 20:21	7 7	
Jan. 30	at Kansas* L, 54-83	68	0.79 1.22	20.0 19.2	80.8 80.0	-11	0 2.20	0.80 64.7	14.7 14.7	8.8 10.3	2.4 13.8	22 9	14 18	2 2	7 15	19 18	0 0	0 0	- 39:44	0 31	
Feb. 3	Kansas St.* L, 66-70	68	1.10 1.06	31.4 37.5	62.5 68.6	-5	4 0.80	1.55 41.4	16.2 22.1	7.4 7.4	15.8 6.1	23 13	32 20	11 20	12 13	20 20	2 10	1 8	22:07 15:30	9 8	
Feb. 6	at Houston* L, 66-70	68	0.93 1.16	27.6 39.4	60.6 72.4	-6	-7	0.29 1.30	29.4 41.9	25.0 14.7	10.3 16.2	6.3 4.8	24 22	16 15	4 15	16 22	2 3	3 0	0:55 36:27	2 29	
Feb. 10	at Oklahoma* L, 66-70	69	0.90 0.96	23.8 6.5	93.5 76.2	5	6 1.25	1.00 71.4	8.7 17.4	10.1 4.3	8.7 20.5	25 3	30 29	6 5	5 9	14 29	10 3	8 0	7:03 22:29	4 7	
Feb. 17	BYU* L, 66-70	68	1.37 1.22	25.0 42.9	57.1 75.0	-6	-1	1.78 1.63	51.6 41.9	13.2 11.8	7.4 10.3	5.6 6.7	26 14	36 39	5 21	12 20	3 39	0 0	38:19 -	20 -	
Feb. 21	at Cincinnati* L, 66-70	68	1.18 1.12	24.0 39.4	60.6 76.0	-6	1 0.79	1.54 36.7	19.1 20.6	10.3 16.2	2.3 16.2	27 10	40 26	12 15	6 18	9 26	6 8	8 7	23:43 13:06	8 7	
Feb. 24	Oklahoma* L, 66-70	65	1.26 1.29	37.9 43.2	56.8 62.1	-2	-1	1.78 1.13	45.7 25.7	13.8 12.3	7.7 6.2	4.4 4.5	28 8	54 25	11 21	6 3	20 25	8 7	34:28 4:57	11 3	
Feb. 28	UCF* L, 66-70																				
Mar. 2	at Texas* L, 66-70																				
Mar. 5	Texas Tech* L, 66-70																				
Mar. 9	BYU* L, 66-70																				

	Poss.	Pts/Pos	OR%	DR%	+/-TR	+/-TO	A:TO	A%	TO%	Stl%	Blk%	TO	Paint	2nd Ch	FB	Bnch
AVERAGES	68.8	1.047	27.9%	72.9%	1.0	-1.2	1.10	55.9%	18.6%	9.1%	6.8%	18.4	29.4	9.7	9.7	20.7
OSU																
Opponents		1.040	27.1%	72.1%			1.03	44.2%	16.8%	11.3%	8.5%	12	18.6	9.7	9.4	18.6

Team Highs & Lows

Team Highs / Lows

* = School Record

Team Highs / Lows		Oklahoma State	Opponent
Total Points	High	96 NEW ORLEANS (11/20/23)	90 2x, Last: KANSAS (1/16/24)
	Low	42 at Iowa St. (1/13/24)	53 CHICAGO ST. (1/3/24)
Points/Possession	High	1.37 (93/68) BYU (2/17/24)	1.36 (90/66) at Texas Tech (1/9/24)
	Low	0.66 (42/64) at Iowa St. (1/13/24)	0.74 (57/77) vs. Tulsa (12/10/23)
Halftime Lead	High	21 (48-27) ORAL ROBERTS (12/17/23)	19 (40-21) at Houston (2/6/24)
Margin of Victory	High	28 (96-68) NEW ORLEANS (11/20/23)	29 (83-54) at Kansas (1/30/24)
Field Goals Made	High	36 NEW ORLEANS (11/20/23)	36 KANSAS (1/16/24)
	Low	15 at Iowa St. (1/13/24)	18 CHICAGO ST. (1/3/24)
Field Goal Attempts	High	70 HOUSTON CHRISTIAN (11/24/23)	73 BAYLOR (1/6/24) in OT
	Low	42 at Houston (2/6/24)	46 at Oklahoma (2/10/24)
Field Goal %	High	.596 (31/52) BYU (2/17/24)	.621 (36/58) KANSAS (1/16/24)
	Low	.293 (17/58) at Kansas (1/30/24)	.290 (18/62) CHICAGO ST. (1/3/24)
2-Pt FG %	High	.788 (26/33) NEW ORLEANS (11/20/23)	.689 (31/45) KANSAS (1/16/24)
	Low	.310 (9/29) at Kansas (1/30/24)	.289 (13/45) CHICAGO ST. (1/3/24)
3-Pt FG Made	High	17 SAM HOUSTON (11/12/23)	10 3x, Last: WEST VIRGINIA (1/27/24)
	Low	3 at Oklahoma (2/10/24)	2 BAYLOR (1/6/24) in OT
3-Pt FG Attempts	High	33 3x, Last: WOFFORD (12/20/23)	35 BYU (2/17/24)
	Low	16 CREIGHTON (11/30/23)	10 HOUSTON CHRISTIAN (11/24/23)
3-Pt FG %	High	.515 (17/33) SAM HOUSTON (11/12/23)	.538 (7/13) at Texas Tech (1/9/24)
	Low	.176 (3/17) at Oklahoma (2/10/24)	.133 (2/15) BAYLOR (1/6/24) in OT
FT Made	High	24 at Houston (2/6/24)	18 2x, Last: NEW ORLEANS (11/20/23)
	Low	5 3x, Last: at Iowa St. (1/13/24)	4 WOFFORD (12/20/23)
FT Attempts	High	37 at Houston (2/6/24)	24 at Oklahoma (2/10/24)
	Low	5 WOFFORD (12/20/23)	4 WOFFORD (12/20/23)
Free Throw %	High	1.000 (5/5) WOFFORD (12/20/23)	1.000 (4/4) WOFFORD (12/20/23)
	Low	.400 (8/20) ABILENE CHRISTIAN (11/6/23)	.583 (7/12) OKLAHOMA (2/24/24) in OT
Offensive Reb.	High	20 at Southern Ill. (12/5/23)	18 BYU (2/17/24)
	Low	3 WOFFORD (12/20/23)	2 at Oklahoma (2/10/24)
Offensive Reb. %	High	.526 (20/38) at Southern Illinois (12/5/23)	.432 (16/37) OKLAHOMA (2/24/24) in OT
	Low	.091 (3/33) WOFFORD (12/20/23)	.065 (2/31) at Oklahoma (2/10/24)
Total Rebounds	High	47 HOUSTON CHRISTIAN (11/24/23)	41 at Kansas (1/30/24)
	Low	25 KANSAS (1/16/24)	23 vs. Tulsa (12/10/23)
Rebound Margin	High	+19 (43-24) at Southern Ill. (12/5/23)	+11 (41-30) at Kansas (1/30/24)
Turnover Margin	High	+6 (6-12) at Oklahoma (2/10/24)	-11 (20-9) at Iowa St. (1/13/24)
Assists	High	24 2x, Last: ORAL ROBERTS (12/17/23)	22 at Kansas (1/30/24)
	Low	5 2x, Last: at Houston (2/6/24)	4 vs. Tulsa (12/10/23)
Assist %	High	.774 (24/31) ORAL ROBERTS (12/17/23)	.800 (20/25) at Kansas St. (1/20/24)
	Low	.192 (5/26) at Texas Tech (1/9/24)	.200 (4/20) vs. Tulsa (12/10/23)
A:TO Ratio	High	2.67 (24-9) Houston Christian (11/24/23)	4.25 (17-4) at Texas (1/9/24)
	Low	0.29 (5-17) at Houston (2/6/24)	0.20 (4-20) vs. Tulsa (12/10/23)
Turnovers Forced	High	20 vs. Tulsa (12/10/23)	28 vs. Tulsa (12/10/23)
	Low	4 at Texas Tech (1/9/24)	5 TCU (1/23/24)
Steals	High	13 at Kansas St. (1/20/24)	*19 vs. Tulsa (12/10/23)
	Low	1 at Texas Tech (1/9/24)	3 2x, Last: at Oklahoma (2/10/24)
Blocks	High	8 HOUSTON CHRISTIAN (11/24/23)	9 at Oklahoma (2/10/24)
	Low	0 2x, Last: KANSAS (1/16/24)	1 6x, Last: at Houston (2/6/24)
Personal Fouls	High	23 at Oklahoma (2/10/24)	25 at Houston (2/6/24)
	Low	10 WOFFORD (12/20/23)	10 ORAL ROBERTS (12/17/23)
Bench Points	High	47 2x, Last: HOUSTON CHRISTIAN (11/24/23)	39 BYU (2/17/24)
	Low	4 vs. Notre Dame (11/17/23)	5 CREIGHTON (11/30/23)
Paint Points	High	54 OKLAHOMA (2/24/24) in OT	54 OKLAHOMA (2/24/24) in OT
	Low	14 2x, Last: at Kansas (1/30/24)	20 2x, Last: BYU (2/17/24)
2nd Chance Points	High	21 NEW ORLEANS (11/20/23)	25 SOUTH CAROLINA ST. (12/31/23)
	Low	2 at Kansas (1/30/24)	2 2x, Last: at Kansas (1/30/24)
Fast Break Points	High	20 HOUSTON CHRISTIAN (11/24/23)	20 KANSAS (1/16/24)
	Low	1 vs. Notre Dame (11/17/23)	2 2x, Last: CREIGHTON (11/30/23)
Points off Turnovers	High	21 WOFFORD (12/20/23)	24 at Houston (2/6/24)
	Low	4 at Texas Tech (1/9/24)	3 at Oklahoma (2/10/24)

Individual Superlatives / The Last Time...

2023-24 Individual Superlatives

	Oklahoma State	Opponent
Points	29 Javon Small -- vs. Notre Dame (11/17/23) in OT 25 Javon Small -- at Southern Illinois (12/5/23) 24 Javon Small -- CREIGHTON (11/30/23)	32 Xavier Johnson -- at Southern Illinois (12/5/23) 24 2x, Last: Pop Isaacs -- at Texas Tech (1/9/24) 23 3x, Last: Jamal Shead -- at Houston (2/6/24)
FG Made	10 Javon Small -- OKLAHOMA (2/24/24) in OT	11 Corey Tripp -- WOFFORD (12/20/23)
FG Attempts	18 Javon Small -- vs. Notre Dame (11/17/23) in OT	22 Xavier Johnson -- at Southern Illinois (12/5/23)
FG Pct. (min. 5 FGM)	1.000 (8-8) Jamyron Keller -- BYU (2/17/24)	.875 (7-8) Kerwin Walton -- at Texas Tech (1/9/24)
3-Pt FG Made	5 Bryce Thompson -- WOFFORD (12/20/23)	6 Kerr Kriisa -- WEST VIRGINIA (1/27/24)
3-Pt FG Attempts	10 3x, Last: John-Michael Wright at Houston (2/6/24)	9 Jordan Johnson -- NEW ORLEANS (11/20/23)
3-Pt Pct. (min. 4 FGM)	1.000 (4-4) Jamyron Keller -- BYU (2/17/24)	.800 (4-5) 2x, Last: Trent Brown -- Southern Ill. (12/5/23)
FT Made	12 Javon Small -- at Houston (2/6/24)	13 Xavier Johnson -- at Southern Illinois (12/5/23)
FT Attempts	14 Javon Small -- at Houston (2/6/24)	15 Xavier Johnson -- at Southern Illinois (12/5/23)
FT Pct. (min. 5 FTM)	1.000 (9-9) Javon Small -- vs. Notre Dame (11/17/23) in OT	1.000 (5-5) 2x, Last: Daryl Banks III -- vs. St. Bonav. (11/16/23)
Rebounds	13 Mike Marsh -- NEW ORLEANS (11/20/23)	14 Jalon Moore -- OKLAHOMA (2/24/24) in OT
Assists	8 3x, Last: Quion Williams -- at Cincinnati (2/21/24)	8 Kevin McCullar Jr. -- KANSAS (1/16/24)
Blocked Shots	6 Brandon Garrison -- HOUSTON CHRISTIAN (11/24/23)	4 Jalon Moore -- at Oklahoma (2/10/24)
Steals	5 Javon Small -- at Kansas St. (1/20/24)	5 2x, Last: Tamin Lipsey -- at Iowa St. (1/13/24)
Minutes	43:30 Javon Small -- OKLAHOMA (2/24/24) in OT	40:21 Milos Uzan -- OKLAHOMA (2/24/24) in OT

The Last Time a Cowboy had...

a Triple-Double (P/R/A).....	19/14/10, Maurice Baker vs UTSA (1/3/2001)	23+ Rebounds.....	24, Andy Hopson -- Nebraska (1/26/1974)
a Double-Double (PTS/REB).....	12/10, Quion Williams -- at Oklahoma (2/10/2024)	25+ Rebounds.....	25, Andy Hopson -- Oklahoma (2/10/1973)
a Double-Double (PTS/AST).....	15/11, Isaac Likekele vs TCU (2/6/2020)	26+ Rebounds.....	27 (School Record), Andy Hopson -- Missouri (1/30/1973)
a 20/20 Performance (PTS/REB).....	37/20, Mario Boggan vs Texas (1/16/2007)	10+ Rebounds in a Half.....	10 in 1st Half, Quion Williams -- Kansas St. (2/3/2024)
a 20/10 Performance (PTS/REB).....	29/10, Javon Small vs. Notre Dame (11/17/2023)	9+ Offensive Rebounds.....	9, Mitchell Solomon -- A&M-Corpus Christi (12/22/2016)
a 25/10 Performance (PTS/REB).....	29/10, Javon Small vs. Notre Dame (11/17/2023)	10+ Offensive Rebounds.....	10 (school record, since 1996), Mario Boggan vs Texas (1/16/2007)
25+ Points.....	25, Javon Small -- at Southern Illinois (12/5/2023)	10+ Assists.....	11, Isaac Likekele vs TCU (2/6/2020)
26+ Points.....	29 in OT, Javon Small vs. Notre Dame (11/17/2023)	12+ Assists.....	12, Jawun Evans vs. Michigan (3/17/2017)
30+ Points.....	34, Avery Anderson III -- Iowa State (1/26/2022)	13+ Assists.....	15, Jawun Evans vs. Kansas (3/4/2017)
35+ Points.....	40, Cade Cunningham -- at Oklahoma (2/27/2021)	16+ Assists.....	18 (school record), Doug Gottlieb, Florida Atlantic (12/1/1998)
41+ Points.....	42, Jawun Evans -- Oklahoma (1/13/2016)	10+ Assists by a Freshman.....	Jawun Evans, Baylor (1/27/2016)
43+ Points.....	45, Randy Rutherford -- at Kansas (3/5/1995)	10+ Assists in a Half.....	Doug Gottlieb -- Baylor (3/4/1999)
46+ Points.....	58*, Bob Kurland -- Saint Louis (2/22/1946)	10+ Assists off the Bench.....	Doug Gottlieb -- UNLV (12/20/1998)
A perfect FG% (5+ attempts).....	8/8, Jamyron Keller -- BYU (2/17/2024)	5+ Steals.....	5, Javon Small at Kansas St. (1/20/2024)
10+ Field Goals.....	10, Kalib Boone -- Kansas (2/14/2023)	6+ Steals.....	Rondel Walker at Texas (1/22/2022)
15+ Field Goals.....	18, Jawun Evans -- Oklahoma (1/12/2016)	7+ Steals.....	9 (School Record), Marcus Smart, Utah Valley (11/12/2013)
A perfect 3-point FG% (4+ attempts).....	4/4, Jamyron Keller -- BYU (2/17/2024)	5+ Steals by a Freshman.....	5, Cade Cunningham vs. Oregon St. (3/21/2021)
7+ Three-pointers.....	7, Caleb Asberry at Texas Tech (3/4/2023)	5+ Steals by a Reserve.....	5, Kirby Gardner, Tennessee Tech (12/22/2012)
8+ Three-pointers.....	9, Keiton Page at Oklahoma (2/22/2012)	5+ Blocks.....	6, Brandon Garrison -- Houston Christian (11/24/2023)
10+ Three-pointers.....	11 (School Record), Randy Rutherford at Kansas (3/5/1995)	6+ Blocks.....	"
15+ Free Throws Made.....	16, Marcus Smart -- Texas (1/7/2014)	7+ Blocks.....	8, Yor Anei, Oral Roberts (11/6/2019)
20+ Free Throws Made.....	20, Keiton Page -- Texas (2/17/2022)	9+ Blocks.....	10 (School Record), Joe Atkinson, New Orleans (1/5/1985)
10+ Rebounds.....	10, Quion Williams -- at Oklahoma (2/10/2024)	6+ Blocks by a Reserve.....	Mattias Sahlstrom, Midwestern St. (12/9/1989)
11+ Rebounds.....	12, Javon Small -- West Virginia (1/27/2024)	5+ Blocks by a Freshman.....	6, Brandon Garrison -- Houston Christian (11/24/2023)
12+ Rebounds.....	"	a Game-Winner in the final 3 seconds.....	2/8/2023 at GIA
13+ Rebounds.....	13, Mike Marsh -- New Orleans (11/20/2023)	John-Michael Wright made a put-back and-1 with 0.8 remaining to defeat Texas Tech, 71-68.	
14+ Rebounds.....	14, Tyreek Smith vs. Oklahoma (3/8/2023)		
15+ Rebounds.....	15, Moussa Cisse vs Southern Illinois (11/11/2022)		
16+ Rebounds.....	18, Marshall Moses at La Salle (12/4/2010)		
19+ Rebounds.....	20, Mario Boggan -- Texas (1/10/2007)		
21+ Rebounds.....	22, Don Youman at Samford (12/16/1978)		

The Last Time...

The Last Time the Cowboys...

Scored 100+ Points102 -- UTRGV (12/22/2017)
Scored 90+ Points93 -- BYU (2/17/2024)
Scored fewer than 60 pointsL, 54-83 -- at Kansas (1/30/2024)
Scored fewer than 50 points42 -- at Iowa State (1/13/2024)
Won by 20+ points21, 81-60 -- Oral Roberts (12/17/2023)
Won by 30+ points30 -- College of Charleston (11/22/2021)
Won by 40+ points43, 88-45 -- UT Arlington (11/9/2021)
Won by 50+ points51, 82-31 -- Southeastern La. (12/29/2019)
Shot 60% from the field660 -- at Texas (3/7/2020)
Shot 65%+ from the field"
Shot Less than 25% from the floor246 -- at South Carolina (12/6/2014)
Shot Less than 30% from the floor17/58, .293 -- at Kansas (1/30/2024)
Shot 50% from beyond the arc500 (11/22) -- BYU (2/17/2024)
Shot less than 15% from the beyond the arc143 -- vs. Texas (3/9/2023)
Failed to make a 3-point attemptvs Iowa State (1/8/2001)
Made 12+ three-pointers13/27 -- South Carolina St. (12/31/2023)
Made 14+ three-pointers15/33 -- Wofford (12/20/2023)
Two players make 5+ three-pointersat Texas Tech (2/27/2019)
Made 35+ free throws35 -- Rogers State (11/30/2016)
Shot 100% at the free throw line5/5 -- Wofford (12/20/2023)
Shot 100% at the free throw line (min. 10 FTM)22/22 -- Texas Tech (2/25/2017)
Shot less than 50% at the free throw line5/14, .357 at Iowa State (1/13/2024)
50+ rebounds51 -- Oral Roberts (11/26/2021)
60+ rebounds60, Northwestern Okla. St. (11/17/2014)
Grabbed 20 offensive rebounds20, at Southern Illinois (12/5/2023)
Had 20 assists21 -- South Carolina St. (12/31/2023)
Had fewer than 5 assists4 -- Texas (2/2/2021)
10+ steals13 -- at Kansas St. (1/20/2024)
15+ steals16 -- College of Charleston (11/22/2021)
10+ blocks12 vs Texas (1/7/2023)
15+ blocks16 -- College of Charleston (11/22/2021)
Failed to block at least one shot0 -- Kansas (1/16/2024)
Had multiple 30-point scorersvs Southwestern State (1/2/2007)
Had three 30-point scorersvs Oral Roberts (3/4/1993)
Had two 20-point scorersOklahoma (2/24/2024) in OT

Had three 20-point scorersOklahoma (2/24/2024) in OT
First time since 2/18/2017 against Oklahoma	
Had four 20-point scorersvs Northwestern State (1/3/2009)
OSU & Opponent combined for four 20-point scorersOklahoma (2/24/2024) in OT
First time since 2/18/2017 against Oklahoma	
.....vs Oklahoma (2/18/2017)	
OSU & Opponent combined for five 20-point scorersvs West Virginia (1/4/2021)
OSU & Opponent combined for six 20-point scorersvs Providence (11/25/1993)
OSU & Opponent combined for 10 double-figure scorers10 vs Baylor (2/8/2020)
Had five double-figure scorers5, at Cincinnati (2/21/2024)
Had six double-figure scorers6 -- Houston Christian (11/24/2023)
Had seven double-figure scorersvs Rogers State (11/30/2016)
Had five double-figure scorersat Cincinnati (2/21/2024)
Had no players score in double figuresat Iowa State (2/29/2016)
Had only one player score in double figuresat Iowa State (1/13/2024)
Had two double-figure rebounders2, South Carolina State
Had three double-figure reboundersat Youngstown St. (3/15/2023)
Had two double-doublesSouth Carolina State (12/31/2023)
Had three double-doublesat Youngstown St. (3/15/2023)
Scored 50 points in first half52, Houston Christian (11/24/2023)
Scored 50 points in second half53 -- New Orleans (11/20/2023)
Scored less than 20 points in the first half19 at Oklahoma (2/26/2022)
Scored less than 20 points in second half16 at Iowa State (1/13/2024)
Had a 20+ point scoring run22-0 -- New Orleans (11/20/2023)
Had three players foul outat Baylor (2/8/2020)
Defeated an AP ranked opponent93-83 against No. 19 BYU (2/17/2024)
Lost to an AP ranked opponent54-83 at No. 8 Kansas (1/30/2024)
Won an overtime game82-79 vs Kansas State (2/19/2022)
Lost an overtime game82-84 against Oklahoma (2/24/2024)
Won a double-overtime game75-67 vs Texas (2/6/2021)
Lost a double-overtime game67-68 vs Kansas (2/20/2013)
Won a triple-overtime game105-103 vs Texas (1/16/2007)
Lost a triple-overtime game97-98 vs Iowa State (2/3/2014)
Won a quadruple-overtime game96-91 at Colorado (2/5/1983)
Lost a quadruple-overtime gameNever

The Last Time an Opponent...

Scored 100+ points100 by TCU (2/18/2023)
Scored 90+ points90, Kansas (1/16/2024)
Scored Fewer than 60 points53 -- Chicago State (1/3/2024)
Scored Fewer than 50 points49 -- vs. Oklahoma (3/8/2023)
Won by 20+ pointsL, 54-83 at Kansas (1/30/2024)
Won by 30+ Points35, 50-85 -- at Texas Tech (1/4/2020)
Won by 40+ points41, 65-106 -- at Baylor (1/13/2012)
Shot 65%+ from the floor684 -- at TCU (2/18/2023)
Shot 60% from the floor36/58, .621 -- Kansas (1/16/2024)
Shot less than 25% from the floor224 -- Southeastern La. (12/29/2019)
Shot less than 30% from the floor290 -- Chicago State (1/4/2023)
Shot 50% from the beyond the arc538, 7/13 -- at Texas Tech (1/9/2024)
Shot <20% from the beyond the arc133, 2/15 -- Baylor (1/6/2024)
Shot < 15% from beyond the arc133, 2/15 -- Baylor (1/6/2024)
Made 12+ three-pointers14/30 -- at Texas Tech (3/4/2023)
Failed to make a 3-point attemptTCU 2/14/2015)
Made 35+ free throws35, at Wichita State (12/17/2016)
Shot 100% at the free throw line4/4 -- Wofford (12/20/2023)
Shot 100% at the free throw line (min. 10 FTM)12/12 -- Iowa State (2/29/2020)
Shot less than 50% at the free throw line474 -- Iowa State (2/11/2023)
Totaled less than 25 rebounds23 -- vs. Tulsa (12/10/2023)
Totaled 50 rebounds50 -- Kansas (1/4/2022)
Grabbed 20 offensive rebounds22 -- Texas (2/6/2021)
Had <5 assists4 -- vs. Tulsa (12/10/2023)
Had 20 assists20 -- at Kansas St. (1/20/2024)

Had 10+ steals11 at Cincinnati (2/21/2024)
Had 15+ steals18 -- South Carolina State (12/31/2023)
Had 10 blocks11 -- vs. Oregon State (3/21/2021)
Had two 30-point scorersNever
Had two 20-point scorers2, Creighton (11/30/2023)
Had three 20-point scorersWest Virginia (1/4/2021)
Had five double-figure scorers5 against Oklahoma (2/24/2024)
Had six double-figure scorersby TCU (2/18/2023)
Had seven double-figure scorersNever
Had all 5 starters score in double figuresOklahoma (2/24/2024) in OT
Had no players score in double figuresTexas Tech (3/4/2023)
Had two double-figure reboundersKansas (1/4/2022)
Had three double-figure reboundersat Kansas (2/8/2021)
Had two double-doublesKansas (2/8/2021) -- 3 different players
Scored 50 points in first half50, Oklahoma (1/3/2018)
Scored 50 points in second half50 at Texas Tech (1/9/2024)
Scored less than 20 points in first half17, UCF (11/18/2022)
Scored less than 20 points in second half16, Iowa State (3/2/2022)
Had three players foul outWest Virginia (1/25/2014)
Had its head coach ejectedKelvin Sampson at Houston (2/6/2024)
Had three technical fouls3, at Oklahoma (2/10/2024)

Box Scores / Recaps

GAME 6 HCU Houston Christian 92 Oklahoma St 63 Nov. 24, 2023 | TV: ESPN+ Stillwater, Okla. (GIA)

Table with 4 columns: Team, 1st, 2nd, Score. Houston Christian 37 28 - 65, Oklahoma State 52 40 - 92.

- Mike Marsh led a group of six double-figure scorers with 14 points in a lopsided win.
• Jarius Hicklen (12 points) drilled 4-of-10 threes and Eric Dailey Jr. (12) grabbed a team-high six rebounds.
• Brandon Garrison, Jamyron Keller and John-Michael Wright supplied 10-each.
• Garrison became just the fourth Cowboy freshman to record six-or-more blocks in a single game.
• Javon Small and Quion Williams combined for 14 of OSU's 24 assists.
• HCU started 9-of-13 from the field to go up 25-23 midway through the first half but connected on just 15-of-51 the rest of the way.
• Wright's 250th career three put OSU back in front for good with 9:26 to play and the Cowboys led by 15 at the break.
• Three Hicklen triples sparked another 21-3 push early in the second half to push the lead from 11 to 29.

HOUSTON CHRISTIAN (0-4)

Player stats table for Houston Christian including columns for Name, Pts, FG, 3pt, FT, TR, PF, A, TO, B, S, MP. Totals: 65 24-64 3-10 14-23 38 11 7 14 5 8 200.

OKLAHOMA STATE (3-3)

Player stats table for Oklahoma State including columns for Name, Pts, FG, 3pt, FT, TR, PF, A, TO, B, S, MP. Totals: 92 34-70 12-33 12-18 47 17 24 9 8 7 200.

Officials: Kipp Kissingner, Olandis Poole, Randal Anders
Start time: 7:01 p.m. CT | Duration: 1:52
Attendance: 6,153 | OSU led for 35:02. HCU led for 2:32. Tied for 2:24
Times tied: 6 Lead Changes: 8 | Largest Lead: OSU by 32, HCU by 3
Technical Fouls: None

Summary table with 8 columns: Points, Paint, Off TO, 2nd Ch, F Brk, Bench, Pts/Pos. Houston Chrst. 34 6 9 9 26 0.83, OSU 22 12 9 6 5 1.18.

GAME 7 #15/14 Creighton 79 Oklahoma St 65 Nov. 30, 2023 | TV: ESPN2 Stillwater, Okla. (GIA)

Table with 4 columns: Team, 1st, 2nd, Score. #15/14 Creighton 47 32 - 79, Oklahoma State 29 36 - 65.

- OSU hung with No. 15 Creighton for the majority of the night, save for one disastrous six-minute stretch late in the first half.
• Javon Small scored a game-high 24 points and freshman Eric Dailey Jr. posted his first career double-double with 13 points and 11 rebounds.
• Ryan Kalkbrenner (16 pts, 12 reb) scored seven points during Creighton's pivotal run.
• OSU made 7-of-16 threes but just 18-of-46 from inside the arc in a 40% shooting effort.
• The Cowboys won the second half, 36-32. They pulled to within a dozen points on five different occasions but could get no closer.

CREIGHTON (6-1)

Player stats table for Creighton including columns for Name, Pts, FG, 3pt, FT, TR, PF, A, TO, B, S, MP. Totals: 79 29-55 10-19 11-15 38 13 13 10 2 5 200.

OKLAHOMA STATE (3-4)

Player stats table for Oklahoma State including columns for Name, Pts, FG, 3pt, FT, TR, PF, A, TO, B, S, MP. Totals: 65 25-62 7-16 8-11 30 15 9 9 2 4 200.

Officials: James Breeding, Ron Groover, Pat Driscoll
Attendance: 6,309 | OSU led for 4:47. CU led for 32:12. Tied for 3:01
Times tied: 2 Lead Changes: 1 | Largest Lead: CU by 18, OSU by 6
Start time: 8:02 p.m. CT | Duration: 1:55 | Technical Fouls: None

Summary table with 8 columns: Points, Paint, Off TO, 2nd Ch, F Brk, Bench, Pts/Pos. Creighton 28 10 9 2 5 1.18, OSU 32 13 12 10 11 0.97.

GAME 8 Oklahoma St 68 Southern Illinois 70 Dec. 5, 2023 | TV: CBSSN Carbondale, Ill. (SIU Arena)

Table with 4 columns: Team, 1st, 2nd, Score. Oklahoma State 34 34 - 68, Southern Illinois 34 36 - 70.

- OSU missed two potential game-winning shots in the final six seconds of a road loss at SIU.
• Xavier Johnson tallied a game-high 32 points for SIU, which hosted to a major conference foe on its home floor for the first time in 15 years.
• Javon Small scored 25 points and Quion Williams and Brandon Garrison grabbed 10 rebounds apiece for the Cowboys who trailed by 10 near the 11:00-mark of the second half before rallying behind the three-point shooting of Jarius Hicklen.
• Clarence Rupert's three-point play gave SIU the lead, 69-66, with 28 seconds left, but a Saluki technical foul for taunting with 17 seconds gave OSU two free throws and the ball.
• OSU finished +19 on the glass (43-24) and grabbed offensive rebounds on more than half of its own misses (20 of 38) but managed just 15 second-chance points.
• Helped by a 7-of-15 three-point effort, SIU shot 47% to OSU's 39.4% and outscored the visitors 17-9 at the foul line.

OKLAHOMA STATE (3-5)

Player stats table for Oklahoma State including columns for Name, Pts, FG, 3pt, FT, TR, PF, A, TO, B, S, MP. Totals: 68 26-66 7-23 9-11 43 18 12 12 5 4 200.


SOUTHERN ILLINOIS (6-2)

Player stats table for Southern Illinois including columns for Name, Pts, FG, 3pt, FT, TR, PF, A, TO, B, S, MP. Totals: 70 23-49 7-15 17-22 24 19 14 9 2 6 200.

Officials: Antinio Petty, Amy Bonner, Tyler Kumpf
Attendance: 5,610 | OSU led for 14:11. SIU led for 19:22. Tied for 6:27
Times tied: 10 Lead Changes: 9 | Largest Lead: OSU by 7, SIU by 10
Technical: OSU (Small), SIU (D'Amico) | Start: 8:05 p.m. CT | Duration: 2:10

Summary table with 8 columns: Points, Paint, Off TO, 2nd Ch, F Brk, Bench, Pts/Pos. OSU 36 16 15 6 18 1.08, Southern Ill. 24 12 7 13 7 1.11.

Box Scores / Recaps

GAME 27

Oklahoma **84** ot
Oklahoma St **82**
 Feb. 24, 2024 | TV: ESPN2
 Stillwater (GIA)

	1st	2nd	OT	Score
-/rv Oklahoma	30	42	12	84
Oklahoma State	38	34	10	82

- **Javian McCollum's** three-pointer at the buzzer gave Oklahoma dramatic 84-82 overtime win in the last Big 12 chapter of the Bedlam rivalry.
- **Quion Williams** (21), **Javon Small** (21) and **Eric Dailey Jr.** (20) all topped 20 points for the Cowboys, who lost despite shooting 57.4%.
- **Rivaldo Soares** had 20 points of his own to lead a group of five Sooners in double-figures.
- OU led for less than 5:00 but came out on top when McCollum, with his team trailing 82-81, dribbled out the last 12 seconds before launching a step back three from corner as time expired.
- OU made just over half of its field goal attempts (35-of-69, .507), including 23-of-36 (.639) after halftime to erase OSU's 38-30 lead.
- The Cowboys were 19-of-28 from the field in the final 25 minutes (.679) and committed just four turnovers but had difficulty generating stops with center **Brandon Garrison** in foul trouble.
- Small missed the front end of a 1-and-1 with 4 seconds left in regulation and the game tied at 72. **John-Michael Wright's** three put OSU in front 82-81 with 90 seconds to go in overtime.
- OU scored on 5 of 6 OT possessions and OSU converted 4 of 5.

OKLAHOMA STATE (12-15, 4-10)

##	Name	Pts	FG	3pt	FT	TR	PF	A	TO	B	S	MP
02	Javian McCollum*	14	5-16	2-9	2-2	2	1	2	1	0	1	38
03	Otega Oweh*	16	8-10	0-1	0-1	3	2	0	4	0	1	30
10	Sam Godwin*	4	2-5	0-0	0-0	4	2	3	0	0	1	23
12	Milos Uzan*	14	6-15	1-7	1-1	2	1	2	2	0	1	40
14	Jalon Moore*	11	5-10	0-1	1-3	14	4	0	1	1	0	33
00	Le'Tre Darthard	0	0-0	0-0	0-0	1	1	0	0	0	0	19
05	Rivaldo Soares	20	7-9	3-3	3-5	3	2	1	0	0	0	29
45	Luke Northweather	5	2-4	1-3	0-0	4	2	1	0	1	0	13
TEAM						1	0	0				
TOTALS		84	35-69	7-24	7-12	34	15	9	8	2	4	

	FG	%	3Pt	%	FT	%
1st Half	12-33	36%	2-14	14%	4-6	67%
2nd Half	18-30	60%	4-9	44%	2-4	50%
3rd Half	5-6	83%	1-1	100%	1-2	50%
Game	35-69	50.7%	7-24	29.2%	7-12	58.3%


OKLAHOMA (19-8, 7-7)


##	Name	Pts	FG	3pt	FT	TR	PF	A	TO	B	S	MP
05	Quion Williams*	21	8-13	1-2	4-6	8	1	2	0	2	0	35
12	Javon Small*	21	10-16	1-3	0-1	5	2	4	3	0	2	43
14	Jamyrone Keller*	8	4-6	0-2	0-0	1	3	4	2	0	0	37
23	Brandon Garrison*	6	3-5	0-0	0-0	2	5	1	1	0	1	17
51	John-Michael Wright*	6	2-9	2-7	0-0	2	1	0	1	0	1	36
02	Eric Dailey Jr.	20	8-10	1-1	3-4	9	1	4	2	0	1	35
04	Jarius Hicklen	0	0-2	0-2	0-0	2	3	1	0	0	0	20
32	Mike Marsh	0	0-0	0-0	0-0	0	0	0	0	0	0	2
TEAM						3	0	0				
TOTALS		82	35-61	5-17	7-11	32	16	16	9	2	5	

	FG	%	3Pt	%	FT	%
1st Half	16-33	48%	2-8	25%	4-5	80%
2nd Half	15-22	68%	2-7	29%	2-5	40%
3rd Half	4-6	67%	1-2	50%	1-1	100%
Game	35-61	57.4%	5-17	29.4%	7-11	63.6%

Officials: Gerry Pollard, Chris Pacsi, Bobby Bissant III
 Start time: 3:05 p.m. CT | Duration: 2:21 | Attendance: 11,370
 OU led for 4:57, OSU led for 34:28 | Times tied: 8 | Lead Changes: 7
 Largest Lead: OU by 3 (12:26 1h), OSU by 11 (5:53 1h) | Technicals: None

Points	Paint	Off TO	2nd Ch	F Brk	Bench	Pts/Pos
Oklahoma	54	8	21	3	25	1.29
OSU	54	6	11	6	20	1.26

GAME 28

UCF **at**
Oklahoma St
 Feb. 28, 2024 | TV: ESPN+
 Stillwater, Okla. (GIA)

GAME 29

Oklahoma St **at**
Texas
 Mar. 2, 2024 | TV: ESPN/2
 Austin, Texas (Moody Center)

2023-24 Cowboy Basketball Photo Roster

NAZ BROWN
6-0 • So • G • Fort Worth, Texas



BRYCE THOMPSON
6-6 • Sr • G • Tulsa, Okla.



ERIC DAILEY JR.
6-8 • Fr • F • Palmetto, Fla.



JARIUS HICKLEN
6-4 • Gr • G • Dallas, Texas



QUION WILLIAMS
6-5 • So • G • Jonesboro, Ark.



JAVON SMALL
6-3 • Jr • G • South Bend, Ind.



CONNOR DOW
6-6 • Fr • G • Broken Arrow, Okla.



JAMYRON KELLER
6-3 • Fr • G • St. Matthews, S.C.



CARSON SAGER
6-4 • Sr • G • Wichita Falls, Texas



JUSTIN MCBRIDE
6-8 • Fr • F • Plano, Texas




BROOKS MANZER
6-3 • Jr • G • Edmond, Okla.



BRANDON GARRISON
6-11 • Fr • C • Oklahoma City



MIKE MARSH
6-10 • R-Sr • C • Columbia, S.C.



WESTON CHURCH
6-3 • Sr • G • Fairview, Okla.



JOHN-MICHAEL WRIGHT
6-1 • Gr • G • Fayetteville, N.C.





2023-24 Oklahoma St. Men's Basketball Combined Team Statistics In Conference games

Game Records

Record	Overall	Home	Away	Neutral
ALL GAMES	4-10	3-4	1-6	0-0
CONFERENCE	4-10	3-4	1-6	0-0
NON-CONFERENCE	0-0	0-0	0-0	0-0

Score by Periods

Team	1st	2nd	OT	TOT
Oklahoma St.	447	498	20	965
Opponents	491	556	27	1074

Team Box Score

No.	Player	Total			3-Point			F-Throw		Rebounds				PF	DQ	A	TO	BLK	STL	PTS	AVG	
		GP-GS	MIN	AVG	FG-FGA	FG%	3FG-3FGA	3FG%	FT-FTA	FT%	OFF	DEF	TOT									AVG
12	SMALL, Javon	14-14	493:53	35.3	65-154	.422	23-71	.324	45-54	.833	5	64	69	4.9	25	0	59	47	4	14	198	14.1
1	THOMPSON, Bryce	8-8	236:11	29.5	27-74	.365	8-34	.235	21-29	.724	2	12	14	1.8	23	0	9	18	1	5	83	10.4
51	WRIGHT, John-Michael	14-10	377:39	27.0	38-117	.325	32-86	.372	33-48	.688	3	19	22	1.6	24	0	9	11	2	6	141	10.1
23	GARRISON, Brandon	14-14	367:47	26.3	49-78	.628	0-0	.000	41-61	.672	17	54	71	5.1	36	1	20	26	11	17	139	9.9
2	DAILEY JR., Eric	14-4	279:41	20.0	49-92	.533	5-14	.357	15-29	.517	23	29	52	3.7	31	0	14	13	1	9	118	8.4
5	WILLIAMS, Quion	14-10	382:46	27.3	36-82	.439	3-17	.176	29-40	.725	28	47	75	5.4	22	0	26	21	6	12	104	7.4
14	KELLER, Jamyron	11-3	204:38	18.6	26-48	.542	7-21	.333	15-20	.750	4	12	16	1.5	18	0	13	8	0	6	74	6.7
4	HICKLEN, Jarius	14-0	232:25	16.6	19-53	.358	17-47	.362	5-6	.833	2	16	18	1.3	12	0	4	4	1	8	60	4.3
13	DOW, Connor	10-7	154:50	15.5	6-27	.222	4-23	.174	4-5	.800	2	17	19	1.9	6	0	7	3	3	4	20	2.0
21	MCBRIDE, Justin	8-0	34:30	4.3	6-11	.545	2-7	.286	1-7	.143	1	9	10	1.3	6	0	0	2	0	1	15	1.9
32	MARSH, Mike	13-0	85:41	6.6	5-15	.333	0-0	.000	3-4	.750	5	11	16	1.2	12	0	3	5	1	2	13	1.0
Team											20	24	44				7					
Total		14	2850		326-751	.434	101-320	.316	212-303	.700	112	314	426	30.4	215	1	164	165	30	84	965	68.9
Opponents		14	2850		419-839	.499	90-271	.332	146-203	.719	134	343	477	34.1	249	4	199	146	49	102	1074	76.7

Team Statistics

	OSU	OPP
Scoring	965	1074
Points per game	68.9	76.7
Scoring margin	-7.8	-
Field goals-att	326-751	419-839
Field goal pct	.434	.499
3 point fg-att	101-320	90-271
3-point FG pct	.316	.332
3-pt FG made per game	7.2	6.4
Free throws-att	212-303	146-203
Free throw pct	.700	.719
F-Throws made per game	15.1	10.4
Rebounds	426	477
Rebounds per game	30.4	34.1
Rebounding margin	-3.6	-
Assists	164	199
Assists per game	11.7	14.2
Turnovers	165	146
Turnovers per game	11.8	10.4
Turnover margin	-1.4	-
Assist/turnover ratio	1.0	1.4
Steals	84	102
Steals per game	6.0	7.3
Blocks	30	49
Blocks per game	2.1	3.5
Winning streak	0	-
Home win streak	0	-
Attendance	54342	84866
Home games-Avg/Game	7-7763	7-12124
Neutral site-Avg/Game	-	0-0

Team Results

Date	Opponent		Score	Att.
01/06/2024	Baylor	Lot	70-75	6513
01/09/2024	at Texas Tech	L	73-90	14362
01/13/2024	at Iowa St.	L	42-66	14267
01/16/2024	Kansas	L	66-90	8570
01/20/2024	at Kansas St.	L	66-70	10247
01/23/2024	TCU	L	69-74	6017
01/27/2024	West Virginia	W	70-66	6889
01/30/2024	at Kansas	L	54-83	16300
02/03/2024	Kansas St.	W	75-72	7623
02/06/2024	at Houston	L	63-79	7205
02/10/2024	at Oklahoma	L	62-66	11456
02/17/2024	BYU	W	93-83	7360
02/21/2024	at Cincinnati	W	80-76	11029
02/24/2024	Oklahoma	Lot	82-84	11370



2023-24 Oklahoma St. Men's Basketball Combined Team Statistics All games

Game Records

Record	Overall	Home	Away	Neutral
ALL GAMES	12-15	10-6	1-7	1-2
CONFERENCE	4-10	3-4	1-6	0-0
NON-CONFERENCE	8-5	7-2	0-1	1-2

Score by Periods

Team	1st	2nd	OT	TOT
Oklahoma St.	923	993	29	1945
Opponents	922	972	38	1932

Team Box Score

No.	Player	Total					3-Point		F-Throw		Rebounds				PF DQ		A		TO		BLK		STL		PTS		AVG	
		GP-GS	MIN	AVG	FG-FGA	FG%	3FG-3FGA	3FG%	FT-FTA	FT%	OFF	DEF	TOT	AVG	PF	DQ	A	TO	BLK	STL	PTS	AVG						
12	SMALL, Javon	26-26	865:49	33.3	120-277	.433	51-135	.378	89-104	.856	9	121	130	5.0	44	0	118	76	7	25	380	14.6						
1	THOMPSON, Bryce	18-17	499:38	27.8	71-180	.394	31-90	.344	35-52	.673	8	26	34	1.9	39	0	27	34	2	14	208	11.6						
2	DAILEY JR., Eric	27-16	612:07	22.7	95-191	.497	16-49	.327	41-74	.554	44	89	133	4.9	51	0	46	31	3	23	247	9.1						
51	WRIGHT, John-Michael	27-15	603:21	22.3	63-191	.330	46-138	.333	48-64	.750	8	28	36	1.3	43	0	25	17	2	17	220	8.1						
23	GARRISON, Brandon	27-24	608:22	22.5	80-135	.593	0-0	.000	52-82	.634	37	109	146	5.4	73	2	39	44	35	25	212	7.9						
5	WILLIAMS, Quion	27-23	778:46	28.8	80-161	.497	11-35	.314	38-55	.691	51	105	156	5.8	44	0	60	54	9	30	209	7.7						
14	KELLER, Jamyron	20-3	333:37	16.7	48-86	.558	14-38	.368	21-28	.750	10	23	33	1.7	28	0	26	21	0	7	131	6.6						
4	HICKLEN, Jarius	27-1	458:27	17.0	43-117	.368	41-105	.390	6-10	.600	5	29	34	1.3	25	0	12	10	2	10	133	4.9						
32	MARSH, Mike	25-3	291:34	11.7	41-77	.532	0-0	.000	13-20	.650	24	41	65	2.6	37	0	18	22	6	4	95	3.8						
21	MCBRIDE, Justin	19-0	124:40	6.6	23-40	.575	6-18	.333	1-10	.100	7	20	27	1.4	18	0	1	7	3	3	53	2.8						
24	MIRANDA, Isaiah	3-0	16:21	5.5	3-7	.429	1-2	.500	1-2	.500	2	5	7	2.3	5	0	0	3	0	1	8	2.7						
13	DOW, Connor	22-7	269:53	12.3	14-53	.264	12-48	.250	7-9	.778	2	33	35	1.6	13	0	9	8	4	9	47	2.1						
35	CHURCH, Weston	4-0	05:46	1.4	1-3	.333	0-1	.000	0-2	.000	1	0	1	0.3	0	0	0	2	0	1	2	0.5						
15	SAGER, Carson	5-0	06:38	1.3	0-4	.000	0-2	.000	0-2	.000	1	0	1	0.2	2	0	0	1	0	0	0	0.0						
Team											41	44	85				15											
Total		27	5475		682-1522	.448	229-661	.346	352-514	.685	250	673	923	34.2	422	2	381	345	73	169	1945	72.0						
Opponents		27	5475		727-1592	.457	169-512	.330	309-425	.727	250	646	896	33.2	447	8	321	313	81	210	1932	71.6						

Team Statistics

	OSU	OPP
Scoring	1945	1932
Points per game	72.0	71.6
Scoring margin	+0.5	-
Field goals-att	682-1522	727-1592
Field goal pct	.448	.457
3 point fg-att	229-661	169-512
3-point FG pct	.346	.330
3-pt FG made per game	8.5	6.3
Free throws-att	352-514	309-425
Free throw pct	.685	.727
F-Throws made per game	13.0	11.4
Rebounds	923	896
Rebounds per game	34.2	33.2
Rebounding margin	+1.0	-
Assists	381	321
Assists per game	14.1	11.9
Turnovers	345	313
Turnovers per game	12.8	11.6
Turnover margin	-1.2	-
Assist/turnover ratio	1.1	1.0
Steals	169	210
Steals per game	6.3	7.8
Blocks	73	81
Blocks per game	2.7	3.0
Winning streak	0	-
Home win streak	0	-
Attendance	107797	90476
Home games-Avg/Game	16-6737	8-11310
Neutral site-Avg/Game	-	3-3458

Team Results

Date	Opponent		Score	Att.
11/06/2023	Abilene Christian	L	59-64	5084
11/12/2023	Sam Houston	W	85-70	5843
11/16/2023	vs St. Bonaventure	L	64-66	5524
11/17/2023	vs Notre Dame	Lot	64-66	4849
11/20/2023	New Orleans	W	96-68	5907
11/24/2023	Houston Christian	W	92-65	6153
11/30/2023	Creighton	L	65-79	6309
12/05/2023	at Southern Ill.	L	68-70	5610
12/10/2023	vs Tulsa	W	72-57	0
12/17/2023	Oral Roberts	W	81-60	6170
12/20/2023	Wofford	W	76-70	5637
12/31/2023	South Carolina St.	W	86-70	7210
01/03/2024	Chicago St.	W	72-53	5142
01/06/2024	Baylor	Lot	70-75	6513
01/09/2024	at Texas Tech	L	73-90	14362
01/13/2024	at Iowa St.	L	42-66	14267
01/16/2024	Kansas	L	66-90	8570
01/20/2024	at Kansas St.	L	66-70	10247
01/23/2024	TCU	L	69-74	6017
01/27/2024	West Virginia	W	70-66	6889
01/30/2024	at Kansas	L	54-83	16300
02/03/2024	Kansas St.	W	75-72	7623
02/06/2024	at Houston	L	63-79	7205
02/10/2024	at Oklahoma	L	62-66	11456
02/17/2024	BYU	W	93-83	7360
02/21/2024	at Cincinnati	W	80-76	11029
02/24/2024	Oklahoma	Lot	82-84	11370