



SOUTH FLORIDA

BASEBALL

SOUTH FLORIDA BULLS

2024 SCHEDULE

DATE	OPPONENT	TIME/RESULT	WATCH
Fri. Feb. 16	UCONN	L, 2-1	ESPN+
Sat. Feb. 17	Louisville	Canceled	ESPN+
Sun., Feb. 19	Indiana State	L, 5-0	ESPN+
Fri., Feb. 23	Marist	W, 16-3 (7 inn.)	ESPN+
Sat., Feb. 24	Marist (DH)	W, 10-0 (7inn.)	ESPN+
Sat., Feb. 24	Marist (DH)	W, 11-1 (7 inn.)	ESPN+
Sun, Feb. 25	Marist	W, 12-2 (7 inn.)	ESPN+
Tues., Feb. 27	at Florida State	L, 12-4	AAC Net. Ex.
Fri., March 1	at UCF	6:00 PM	ESPN+
Sat., March 2	at UCF	6:00 PM	n/a
Sun., March 3	at UCF	1:00 PM	ESPN+
Tues., March 5	at UNF	6:00 PM	TBA
Wed., March 6	at Jacksonville	6:00 PM	TBA
Fri., March 8	North Carolina A&T	6:30 PM	ESPN+
Sat., March 9	North Carolina A&T	2:00 PM	ESPN+
Sun., March 10	North Carolina A&T	1:00 PM	ESPN+
Wed., March 13	Maine	6:00 PM	ESPN+
Fri., March 15	UNC Greensboro	6:30 PM	ESPN+
Sat., March 16	UNC Greensboro	2:00 PM	ESPN+
Sun., March 17	UNC Greensboro	1:00 PM	ESPN+
Tues., March 19	at FGCU	6:30 PM	TBA
Wed., March 20	FAMU	6:00 PM	ESPN+
Fri., March 22	Memphis	6:30 PM	ESPN+
Sat., March 23	Memphis	2:00 PM	ESPN+
Sun., March 24	Memphis	1:00 PM	ESPN+
Tues., March 26	at Bethune-Cookman	6:30 PM	TBA
Thurs., March 28	at Charlotte*	6:00 PM	TBA
Fri., March 29	at Charlotte*	6:00 PM	TBA
Sat., March 30	at Charlotte*	1:00 PM	TBA
Tues., April 2	at Stetson	6:30 PM	TBA
Fri., April 5	Wichita State*	6:30 PM	ESPN+
Sat., April 6	Wichita State*	2:00 PM	ESPN+
Sun., April 7	Wichita State*	1:00 PM	ESPN+
Tues., April 9	Bethune-Cookman	6:00 PM	ESPN+
Fri., April 12	at Tulane*	6:30 PM	TBA
Sat., April 13	at Tulane*	6:30 PM	TBA
Sun., April 14	at Tulane*	1:00 PM	TBA
Tues., April 16	FGCU	6:00 PM	ESPN+
Fri., April 19	Rice*	6:30 PM	ESPN+
Sat., April 20	Rice*	2:00 PM	ESPN+
Sun., April 21	Rice*	1:00 PM	ESPN+
Fri., April 26	FAU*	6:30 PM	ESPN+
Sat., April 27	FAU*	2:00 PM	ESPN+
Sun., April 28	FAU*	1:00 PM	ESPN+
Tues., April 30	Stetson	6:00 PM	ESPN+
Fri., May 3	at ECU*	6:00 PM	ESPN+
Sat., May 4	at ECU*	4:00 PM	ESPN+
Sun., May 5	at ECU*	1:00 PM	ESPN+
Tues., May 7	at Florida	6:30 PM	SEC Net+
Fri., May 10	at UTSA*	7:00 PM ET	TBA
Sat., May 11	at UTSA*	3:00 PM ET	TBA
Sun., May 12	at UTSA*	2:00 PM ET	TBA
Tues., May 14	UNF	6:00 PM	ESPN+
Thurs., May 16	UAB*	6:30 PM	ESPN+
Fri., May 17	UAB*	5:00 PM	ESPN+
Sat., May 19	UAB*	1:00 PM	ESPN+
May 21-26	AAC Championship (Clearwater, Fla.)		

* Conference Games

Home Games in BOLD | Times listed as ET & subject to change

MARCH 1-3 | GAMES 8-10

SOUTH FLORIDA (4-3) vs. UCF (6-0)

GAME 1: Friday, March 1 6:00 p.m.
GAME 2: Saturday, March 2 6:00 p.m.
GAME 3: Sunday, March 3 1:00 p.m.
VENUE: John Euliano Park Orlando, Fla.
WATCH: ESPN+ (Fri. & Sun. Only)
ALL-TIME SERIES (BEGAN 1971): USF leads, 85-81
2023 SERIES: USF lead, 4-3
SINCE 2013: Tied 26-26



SOUTH FLORIDA

RANKINGS (D1Baseball):NR
 HEAD COACH: Billy Moht (Tulane '07)
 RECORD AT USF: 152-161-1 (7th)
 CAREER RECORD: same overall

UCF

RANKINGS (D1Baseball):NR
 HEAD COACH: Rich Wallace (UCF '04)
 RECORD AT UCF: 6-0 (1st)
 CAREER RECORD: same overall

LEADING OFF

SIX-GAME ROAD SWING CONTINUES

- Current stretch includes stops in Tallahassee, Orlando & Jacksonville
- The Bulls are on the road eight of nine days from Feb. 27-March 6
- Hunter Mink & Jack Ceibert are a combined 2-2 with 1.80 ERA (23K/20 IP)
- Rafael Betancourt was named to the AAC Weekly Honor Roll on Feb. 26

THE MATCHUP



South Florida

BA: .310 (68th)
RUNS: 54
SB: 13/16 (54th)
HITS: 67
DOUBLES: 16
HR: 6
SLUGGING: .486 (78th)
K: 50
BB: 28
OBP: .409 (87th)
FIELDING%: .983 (34th)
ERA: 3.67
K/9 INN: 9.0
BB/9 INN: 5.17
BAA: .215
HR ALLOWED: 5



UCF

BA: .385 (1st)
RUNS: 66 (72nd)
SB: 5/8
HITS: 82 (78th)
DOUBLES: 16
HR: 6
SLUGGING: .563 (24th)
K: 45
BB: 33
OBP: .469 (16th)
FIELDING%: .990 (6th)
ERA: 4.86
K/9 INN: 10.6 (51st)
BB/9 INN: 1.62 (1st)
BAA: .226
HR ALLOWED: 7

*(denotes NCAA Top 100 ranking)

USF PROJECTED PITCHING ROTATION

No.	Name	Class.	W-L	APP/GS	ERA	IP	K/BB
12	Hunter Mink (RHP)	R-Sr.	1-1	2/2	2.70	10.0	12/5
45	Jack Ceibert (RHP)	Jr.	1-1	2/2	0.90	10.0	11/3

TBA

@USFBASEBALL

@USFATHLETICS

#HORNSUP

#CARRYTHEBOAT



USF QUICK FACTS

HEAD COACH BILLY MOHL

Years: _ 7th as Head Coach (10th overall at USF)
 Alma Mater: _____ Tulane '07
 Career Record: _____ 152-161-1 (7th)
 Record at USF: _____ 152-161-1 (7th)

UNIVERSITY QUICK FACTS

Location: Tampa, Fla. Enrollment: 48,732
 Nickname: Bulls Colors: Green & Gold
 Conference: American Athletic (AAC)
 President: Rhea Law
 Athletic Director: Michael Kelly

TEAM OVERVIEW

2023 Overall Record: 21-39
 2023 American Athletic Record: 7-17 (8th)
 Last Postseason: 2021 NCAA Super Regional
 Total Players Returning/Lost: 24/13
 Starting Position Players Returning/Lost: 6/3
 Pitchers Returning/Lost: 13/7
 Newcomers: 21

BASEBALL HISTORY

First Year: 1966
 All-time Record: 1,692-1,389-7 (59th season)
 All-Time NCAA Appearances: 14 (last 2021)
 American Conference: 113-131-1 (11th season)
 All-Americans: 12 selections
 Freshman All-Americans: 19 selections
 All-Conference: 148 selections
 Player/Pitcher of the Year: 5 selections
 Coach of the Year: 10 selections
 Freshman/Rookie of the Year: 7 selections
 Defensive Player of the Year: 1 selection

FIELD INFORMATION

Name: USF Baseball Stadium (aka Red McEwen Field)
 Surface: Turf (installed 2023)
 Capacity: 3,211 Opened: 2011
 Dimensions: LF-325, CF-400, RF-330

THE PROGRAM

The University of South Florida baseball program played its first season in 1966 and is entering its 59th season in 2024. The Bulls have made 14 NCAA Tournament appearances, including four since 2015. South Florida reached its first NCAA Super Regional in 2021. USF was ranked in the Top 25 by five different publications in the final 2021 polls, checking in as high as No. 16. The Bulls have won 11 total conference championships, including six regular season (3 Sun Belt, 2 Metro, 1 C-USA) and five tournament titles (3 Sun Belt, 1 Metro, 1 AAC), had over 100 all-conference selections. USF baseball players have been recognized with All-America honors 12 times, most recently with third baseman David Villar (2018), and 19 have earned Freshman All-America accolades, most recently Eric Snow (2023). In his nine previous years with the program, Billy Mohl has seen 23 Bulls drafted, including 16 pitchers and six total players reach the Big Leagues. Shane McClanahan, a first-rounder in 2018, is a two-time MLB All-Star and was the AL starting pitcher in the 2022 ASG.

LAST TIME OUT

FOUR-GAME WIN STREAK SNAPPED AT FLORIDA STATE

The Bulls opened a six-game road swing with a 12-4 loss at Florida State on Tuesday night. A five-run first inning by the Seminoles set up a steep hill for USF to overcome in the first midweek ballgame of the season.

- Free passes hurt USF pitching (6 walks/1HBP) and led to seven FSU runs.
- Chandler Dorsey (4 appearances) logged his third scoreless outing in relief.
- Joey Volini (Tommy John) made his first appearance since 5/25/22.
- The Bulls' four-game winning streak was their longest since the 2022 season (6 games)

SEASON STORY LINES

WE MEET AGAIN:

The Bulls and Knights renew their rivalry this weekend in Orlando. South Florida holds the edge in the tightly-contested all-time series, 85-81. Last season, the Bulls secured their first-ever series win in Orlando since the teams began meeting annually in 2014. Hunter Mink tossed 6.1 shut-out innings at the Knights in the Saturday game to secure the series win. UCF returned the favor in Tampa by winning two of three games later in the year, but USF delivered the final blow of 2023, a 15-4 run-rule victory in the AAC Tournament.

SEEING RED:

Prior to Tuesday's setback, the Bulls were riding high off a four-game sweep (all four games run-rule wins) of Marist College in Tampa on Feb. 23-25. It marked the first time in program history that USF won four straight games by 10 or more runs. The Bulls outscored the Red Foxes, 49-6. South Florida collectively hit .395, slugged .647 and posted a .516 OBP with 18 extra-base hits, 23 walks, 10 HBP and went 12-for-14 in stolen base attempts. The pitching staff tallied a 1.93 ERA over the four-game set.

BASH & DASH:

The Bulls belted 74 home runs in 2023, the most since 1996 (91 HR) and return 60 of those longball hitters to the 2024 lineup. USF also struck out 535 times, the most in over two decades. Associate head coach Alan Kunkel has returned to the staff (2020-21) along with Chris Cates (2015-19). Kunkel works directly with the hitters and Cates the running game. The "co-offensive coordinators" are employing a more balanced attack of power, speed and small ball. USF hasn't stolen more than 50 bases in a season since 2019 (Cates on staff) and is averaging just 35 stolen bases over the past three years. USF's 13 steals entering the weekend are already a third of the way to last year's total of 39.

BACK TO HIS ROOTS:

Head coach Billy Mohl returns to his duties as pitching coach for the 2024 season. Mohl, a former collegiate standout on the mound and 2024 Tulane Athletics Hall of Fame inductee, cut his teeth in the coaching ranks as a pitching coach. He enters his seventh season as skipper at South Florida and 10th overall on staff. Mohl was the pitching coach for the Bulls from 2015-2017 before being promoted to head coach. During that stint as pitching coach, USF made two NCAA Regionals and had a sparkling 3.24 team ERA in 2017. The Bulls are coming off a 2024 season where they posted a 6.82 ERA, the highest since 1998.

RAFI RAKES:

Sophomore Rafael Betancourt was named to the AAC Honor Roll on Monday after batting .533 with a .667 OBP. His biggest game of the week was a 4-for-4 effort with a homer and seven RBI (the most by a Bull since Buddy Putnam in 2015) against Marist on Feb. 23. It was the eighth time in his young career recording at least three hits in a game.

A breakout star as a freshman in 2023, Betancourt made his debut 16 games into the season and he never left the lineup - starting in the final 44 games. Betancourt ranked second on the team, only to Snow, in multi-hit games last year (18).

BOBBY BOMBS:

aka Bobby Ballplayer as Coach Mohl calls him. Boser opened the 2023 season with a two-homer game against No. 13 Maryland to kick off a sensational sophomore campaign and was named First Team All-AAC for his efforts. He also homered on Opening Night in 2024.

Boser's 15 homers last season were the most by a Bull since 2018 (Joe Genord) and tied for ninth all-time in USF single-season history. He parlayed that great season into being named a Cape Cod League All-Star last summer. A super utility player, who played four positions for the Bulls in 2023 and six positions over the summer in the Cape, Boser enters the season ranked as the No. 18 second baseman in the country by D1Baseball.com.

2024 AMERICAN CONFERENCE

STANDINGS

SCHOOL	CONF	OVERALL	STREAK
No. 11 ECU	0-0	5-3	L2
South Florida	0-0	4-3	L1
Wichita State	0-0	4-3	W2
Charlotte	0-0	5-4	W3
Memphis	0-0	5-5	W1
Florida Atlantic	0-0	4-4	L2
Tulane	0-0	4-4	W1
UTSA	0-0	4-5	W1
Rice	0-0	3-5	L2
UAB	0-0	3-5	L3

AAC WEEKLY AWARDS

PITCHER OF THE WEEK

--

PLAYER OF THE WEEK

--

HONOR ROLL

Rafael Betancourt Feb. 26

'23 POSTSEASON AWARDS

ALL-AAC FIRST TEAM

Bobby Boser
Drew Brutcher
Eric Snow (*unanimous selection)

ALL-AAC SECOND TEAM

Jack Cebert

AAC ALL-FRESHMAN TEAM

Rafael Betancourt
Eric Snow

DEFENSIVE PLAYER OF THE YEAR

Eric Snow

'24 PRESEASON HONORS

ALL-AAC

Bobby Boser, Drew Brutcher, Jack Cebert,
Ben Rozenblum, Eric Snow

FIND US ON SOCIAL MEDIA

IG & Twitter: @USFBaseball
Facebook: /BaseballUSF

USF ATHLETIC COMMUNICATIONS

4202 E. Fowler Ave., ATH 100, Tampa, FL 33620
OFFICE: 813-974-2125 WEB: GoUSFBulls.com
Dave Albrecht, Associate Director of Comms.
O: (813) 974-7099 | C: (561)-525-4997 | albrecht25@usf.edu

THE BOYS OF SUMMER:

After playing six different positions and being named a Cape Cod League All-Star, D1Baseball.com tabbed Bobby Boser "among the best non-P5 position players in the country."

Eric Snow also shined in the Cape, batting .293 with seven extra-base hits in 39 games, including a .533 average, three doubles and a homer in five playoff games.

Matt Rose hit a scorching .438 and won the Sunbelt League Batting Title.

Mason Manriquez also appeared in the Cape and was a member of the Bourne Braves Championship Team.

POCKET PRESENCE:

Right-handed pitcher Bryce Archie was added to the official USF Baseball roster the day before Opening Day. Archie, a Coastal Carolina transfer and backup quarterback for the Bulls, proceeded to make his collegiate debut on Feb. 25 with a scoreless inning while lighting up the radar gun between 95-96 MPH.

NEW LOOK AMERICAN:

The AAC welcomes five new baseball members in the 2024 season: Charlotte (2023 Regional Team), Florida Atlantic, Rice (2003 National Champion and seven-time CWS participant), UAB and UTSA (2023 C-USA runner-up).

PRESEASON POLL:

- 1) ECU
- 2) Charlotte
- 3) UTSA
- 4) Florida Atlantic
- 5) South Florida
- 6) Memphis
- 7) Wichita State
- 8) Rice
- 9) Tulane
- 10) UAB

ONE LAST DANCE:

Senior Drew Brutcher returns in Green & Gold for his final season in 2024. The slugger moved into sole possession of sixth-place on the all-time USF home run list (35) with a titanic 430-foot homer on Saturday. Brutcher launched a career-best 13 dingers in 2023, including two stretches where he homered in three straight games. Brutcher was a 2021 Freshman All-American and a 2023 All-AAC First Team recipient. He was the only Bull to start in all 60 games a year ago.

FRESHMAN FRENZY:


South Florida has had 19 players earn Freshman All-American honors in program history, most recently Eric Snow. Snow, tabbed the No. 65 prospect of the 2025 MLB Draft by D1Baseball.com, paced USF in batting average (.343) and RBI (45) in 2023. Snow looks to build on his impressive young resume this season after being named the 2023 AAC Defensive Player of the Year for his slick work at shortstop (145 assists/75 put-outs/five errors).

- Snow became the first Bull to win the batting title as a true freshman since Kevin Merrill did so in 2015 with a .346 average. Merrill won the batting title in all three of his seasons at USF before he was drafted in the 1st round (33rd overall) by Oakland in 2017.

TOUGH COMPETITION:

Including UConn & Indiana State on opening weekend, South Florida will face eight 2023 NCAA Regional teams this year. The other teams are: Charlotte, ECU, Florida, Florida A&M, Maine and Tulane.

Last season, the Bulls played 12 games against teams ranked in the Top 25, the most since playing 16 in 2025.



USF HOME RUNS

CAREER

1	ROSS GLOAD (1995-97)	54
2	DANIEL BOYD (1998-01)	47
3	JOE GENORD (2016-19)	44
4	MIKE EYLWARD (1998-01)	40
5	JASON DELLAERO (1996-97)	39
6	DREW BRUTCHER (2021-PRES.)	35
7	TROY RUSK (1987-90)	34
8	BOB RIBINSKI (1993-96)	29

USF ROSTER

#	NAME	POS.	B/T	HT.	WT.	CL.	HOMETOWN (HS/PREVIOUS SCHOOL)
0	John Montes	INF	L/R	5-10	185	Sr.	Toa Alto, Puerto Rico (Leadership Christian Academy/UCF)
1	Marcus Brodil	OF	L/L	6-0	193	Jr.	Dundein, Fla. (Dunedin HS)
2	Matt Rose	INF	R/R	5-6	177	So.	Clearwater, Fla. (Calvary Christian HS)
3	Eric Snow	INF	R/R	5-8	185	So.	Forsyth, Ga. (Mary Persons HS)
4	Jackson Mayo	OF	L/L	6-1	190	Jr.	St. Johns, Fla. (Bolles HS)
5	Rafael Betancourt	UTL	S/R	5-11	195	So.	Deltona, Fla. (Deltona HS)
6	Stewart Puckett	INF	L/R	5-10	188	R-Fr.	DeLeon Springs, Fla. (DeLand HS)
8	Bobby Boser	UTL	R/R	6-1	209	Jr.	Wesley Chapel, Fla. (Wiregrass Ranch)
9	Jake Richardson	OF	R/R	5-10	175	Fr.	Melbourne, Fla. (Melbourne HS)
10	Ben Rozenblum	C/UTL	R/R	5-11	194	R-Sr.	Coral Springs, Fla. (Calvary Christian Academy/FIU)
12	Hunter Mink	RHP	R/R	6-1	199	R-Sr.	Palm Harbor, Fla. (Palm Harbor University HS/Florida)
13	Corey Kling	RHP	R/R	5-10	170	Fr.	Delray Beach, Fla. (West Boca Raton HS)
14	Nick Rodriguez	C	L/R	6-0	188	Fr.	Miami, Fla. (Miami Sunset Senior HS)
15	Chandler Dorsey	RHP	R/R	6-4	222	So.	Lakeland, Fla. (George Jenkins HS)
16	Shawn Andrade	INF	R/R	6-0	170	Fr.	St. Johns, Fla. (St. Johns Country Day HS)
17	Kohl Robertson	OF	R/R	5-10	177	R-So.	Land O'Lakes, Fla. (Sickles HS/Florida Southwestern/Pasco-Hernando)
18	Drew Brutcher	OF	L/R	6-5	215	Sr.	Lakeland, Fla. (Lakeland Senior HS)
19	Dawson Mock	UTL	L/R	6-0	185	Fr.	Mayo, Fla. (Lafayette HS)
20	Austin Grause	RHP	R/R	6-0	185	Jr.	Tampa, Fla. (Gaither HS)
21	Dominick Madonna	RHP	R/R	5-11	180	R-Sr.	Lady Lake, Fla. (Villages Charter HS/UNF)
22	Joey Volini	LHP	L/L	6-4	253	R-So.	Tampa, Fla. (Jesuit HS)
24	Tanner Mink	RHP	R/R	6-0	193	R-Sr.	Palm Harbor, Fla. (Palm Harbor University HS)
25	Bryce Archie	RHP	R/R	6-3	212	So.	Powder Springs, Ga. (McEachern HS/Coastal Carolina)
26	Austin Newton	RHP	R/R	6-6	235	So.	Tampa, Fla. (A3 Academy)
28	Matt Buffington	C	R/R	6-1	214	Jr.	Andover, Kan. (Andover Central HS/Kansas City CC)
29	Joaquin Monque	C/UTL	R/R	6-0	212	Sr.	Weston, Fla. (Cypress Bay HS)
30	Matt Brown	RHP	R/R	6-4	240	Jr.	Oakville, Ontario, Canada (Frontier CC/St. Petersburg CC)
32	Garrett Smith*	UTL	L/L	6-1	211	Fr.	Melbourne, Fla. (Ea Gallie HS)
33	Peyton Julia	RHP	R/R	6-1	210	R-Sr.	Sarasota, Fla. (Cardinal Mooney HS/Austin Peay State)
34	Logan Bevis	RHP	R/R	6-6	220	Fr.	Longwood, Fla. (Montverde Academy)
35	Lawson Gailey	RHP	R/R	6-0	180	So.	Lavonia, Ga. (Franklin County HS)
37	Riley Skeen	RHP	R/R	6-0	179	Sr.	Pompano Beach, Fla. (Pompano Beach HS/Florida Southwestern)
38	Caleb Pundsack*	LHP	L/L	6-1	200	Sr.	Groveland, Fla. (South Lake HS)
39	Mason Manriquez	RHP	R/R	6-0	202	R-Jr.	Wellington, Fla. (American Heritage HS/Duke/Pensacola State)
40	Nick Pineda	RHP	R/R	6-3	210	Jr.	Davie, Fla. (Western HS/Erskine College/Hillsborough CC)
41	Austin Waring	LHP	L/L	6-7	215	Fr.	Orlando, Fla. (Orangewood Christian HS)
42	JP Pennella	OF	L/R	5-10	170	Fr.	Land O'Lakes, Fla. (Land O'Lakes HS)
43	Quin Prosser*	RHP	R/R	5-11	200	Jr.	Bradenton, Fla. (Inspiration Academy/Hillsborough CC)
44	Corban Little*	LHP	R/L	5-9	180	So.	Lakeland, Fla. (George Jenkins HS)
45	Jack Cebert	RHP	R/R	6-3	207	Jr.	Tampa, Fla. (Calvary Christian HS)
46	Matt Goldenbaum*	RHP	R/R	5-11	203	Fr.	Fairless Hills, Pa. (Holy Ghost Prep)
47	Kyle Scrape	LHP	L/L	6-2	190	Sr.	Tampa, Fla. (Wiregrass HS/Hillsborough CC/Old Dominion Univ.)
49	Adan Longoria	RHP	R/R	6-1	221	Fr.	Plant City, Fla. (Plant City HS)
50	Jaden Rose	OF	R/R	6-1	185	Jr.	Tampa, Fla. (A3 Academy/Hudson Valley CC)
52	Anthony Saleeba	C	R/R	5-9	189	Fr.	Jacksonville, Fla. (A3 Academy)

*Injured for the 2024 Season

Head Coach: Billy Mohl

Associate Head Coach: Alan Kunkel

Assistant Coach: Chris Cates

Assistant Coach: Chris Johns

Student Assistant: Joe Cavallaro

Student Assistant: Dusty Snyder

Student Assistant: Jackson Cothren

PRONUNCIATION GUIDE

#0 John Montes (**mon-tez**)

#1 Marcus Brodil (**bro-DELL**)

#5 Rafael (**raf-EYE-el**) Betancourt

#8 Bobby Boser (**BO-zer**)

#10 Ben Rozenblum (**rose-n-bloom**)

#16 Shawn Andrade (**ANN-drade**)

#22 Joey Volini (**juh-LEE-nee**)

#29 Joaquin (**WAH-keen**) Monque (**Moan-kay**)

#33 Peyton Julia (**jewel-UH**)

#35 Lawson Gailey (**gay-lee**)

#39 Mason Manriquez (**man-REE-KEZ**)

#41 Austin Waring (**WHERE-ing**)

#42 JP Pennella (**puh-NELL-uh**)

#45 Jack Cebert (**sea-bert**)


#49 Adan (**AYE-den**) Longoria

#52 Anthony Saleeba (**suh-LEE-buh**)

Billy Mohl (**Mole**)

RADIO/TELEVISION ROSTER

0



**John
MONTES**

INF | 5-10 | Sr.
Toa Alto, Puerto Rico

1



**Marcus
BRODIL**

OF | 6-0 | Jo.
Dunedin, Fla.

2



**Matt
ROSE**

INF | 5-6 | So.
Clearwater, Fla.

3



**Eric
SNOW**

INF | 5-8 | So.
Forsyth, Ga.

4



**Jackson
MAYO**

OF | 6-11 | Jr.
St. Johns, Fla.

5



**Rafael
BETANCOURT**

UTL | 5-11 | So.
Deltona, Fla.

6



**Stewart
PUCKETT**

INF | 5-10 | R-Fr.
DeLeon Springs, Fla.

8



**Bobby
BOSER**

UTL | 6-1 | Jr.
Wesley Chapel, Fla.

9



**Jake
RICHARDSON**

OF | 5-10 | Fr.
Melbourne, Fla.

10



**Ben
ROZENBLUM**

C/UTL | 5-11 | R-Sr.
Coral Springs, Fla.

12



**Hunter
MINK**

RHP | 6-1 | R-Sr.
Palm Harbor, Fla.


13



**Corey
KLING**

RHP | 5-10 | Fr.
Delray Beach, Fla.

14



**Nick
RODRIGUEZ**

C | 6-0 | Fr.
Miami, Fla.

15



**Chandler
DORSEY**

RHP | 6-4 | So.
Lakeland, Fla.

16



**Shawn
ANDRADE**

INF | 6-0 | Fr.
St. John's, Fla.

17



**Kohl
ROBERTSON**

OF | 5-10 | R-So.
Land O'Lakes, Fla.

18



**Drew
BRUTCHER**

OF | 6-5 | Sr.
Lakeland, Fla.

19



**Dawson
MOCK**

UTL | 6-0 | Fr.
Mayo, Fla.

20



**Austin
GRAUSE**

RHP | 6-0 | Jr.
Tampa, Fla.

21



**Dominick
MADONNA**

RHP | 5-11 | R-Sr.
Lady Lake, Fla.

RADIO/TELEVISION ROSTER

22



**Joey
VOLINI**

RHP | 6-4 | R-So.
Tampa, Fla.

24



**Tanner
MINK**

RHP | 6-0 | R-Sr.
Palm Harbor, Fla.

25



**Bryce
ARCHIE**

RHP | 6-3 | So.
Powder Springs, Ga.

26



**Austin
NEWTON**

RHP | 6-6 | So.
Tampa, Fla.


28



**Matthew
BUFFINGTON**

C | 6-1 | Jr.
Andover, Kan.

29



**Joaquin
MONQUE**

C/UTL | 6-0 | Sr.
Weston, Fla.

30



**Matt
BROWN**

RHP | 6-4 | Jr.
Ontario, Canada

33



**Peyton
JULA**

RHP | 6-1 | R-Sr.
Sarasota, Fla.

34



**Logan
BEVIS**

RHP | 6-6 | Fr.
Longwood, Fla.

35



**Lawson
GAILEY**

RHP | 6-0 | So.
Lavonia, Ga.

37



**Riley
SKEEN**

RHP | 6-0 | Sr.
Pompano Beach, Fla.


39



**Mason
MANRIQUEZ**

RHP | 6-0 | Jr.
Wellington, Fla.

40



**Nick
PINEDA**

RHP | 6-3 | Jr.
Davie, Fla.


41



**Austin
WARING**

LHP | 6-7 | Fr.
Orlando, Fla.


42



**JP
PENNELLA**

OF | 5-10 | Fr.
Land O'Lakes, Fla.


45



**Jack
CEBERT**

RHP | 6-3 | Jr.
Tampa, Fla.

47



**Kyle
SCRAPE**

LHP | 6-2 | Sr.
Tampa, Fla.

49



**Adan
LONGORIA**

RHP | 6-1 | Fr.
Plant City, Fla.

50



**Jaden
ROSS**

OF | 6-1 | Jr.
Tampa, Fla.

52



**Anthony
SALEEBA**

C | 5-9 | Fr.
Jacksonville, Fla.

HEAD COACH

BILLY MOHL

7th Season

- Led USF to a historic 2021 season, when the Bulls won the American Athletic Conference Tournament and the Gainesville Regional to earn the program's first appearance in the NCAA Super Regionals
- Sixteen of his USF pitchers have been drafted and five have made the major leagues
- Has developed 14 All-AAC players in six seasons as head coach and eight All-AAC pitchers during his nine-year association with the program
- Guided the Bulls to the AAC Tournament semifinals and earned an NCAA Regional bid in his first season as head coach in 2018
- His 2017 pitching staff led the nation and set a program record with 10.1 strikeouts per nine innings
- Spent five seasons on Mark Kingston's staff at Illinois State and joined him as an assistant at USF
- Inducted into the Tulane Athletics Hall of Fame (Class of '23) where he played four seasons, was named to the Conference USA All-Freshman Team and played on its 2005 College World Series team

Billy Mohl has helped USF baseball to unprecedented achievements in six seasons as the head coach and nine total seasons on the staff.

After a magical 2021 season — when the Bulls won their first conference title in 26 years, registered back-to-back triumphs against Florida and Miami to capture the Gainesville Regional and earned the first NCAA Super Regionals appearance in program history — Mohl said it was an affirmation that the biggest goals in college baseball are achievable at USF.

"We had a young club and we struggled with consistency, but we showed great perseverance," Mohl says. "We didn't quit and we eventually changed the trajectory of where we were heading. Our guys hadn't been in the fire before and they came out of it, so it was a lesson.

"We're in a great location. We're in a tremendous area and state for baseball. Our stadium is great and we continue to build our fan base. We are definitely moving in the right direction."

Mohl, who was named the program's seventh head coach on June 30, 2017 after serving as USF's pitching coach for three seasons. Sixteen of his USF pitchers have been drafted and five have made the major leagues, including Jimmy Herget, Orion Kerkering, Phoenix Sanders, Peter Strzelecki and Shane McClanahan, a 2018 first-rounder by the Tampa Bay Rays, who is a two-time MLB All-Star.

"USF baseball is in good hands with Billy Mohl," McClanahan says. "He did a lot for me as a pitcher and a lot for me as a person. I believe he will get our program to the next level and keep it there."

Mohl has been part of four NCAA Tournament teams at USF, including two when he served as Mark Kingston's pitching coach from 2015-17.

In 2022, USF had four players selected in the MLB Draft, the most among any AAC team - Orion Kerkering (fifth-round), Jack Jasiak (12th), Brad Lord (18th) and Carmine Lane (19th).

The clear highlight was 2021. The Bulls were picked to finish last in the AAC pre-season poll, but ended up being one of the most memorable teams in USF athletics history.

The Bulls defeated rival UCF in the championship game to win the program's first AAC Tournament title — and the program's first conference championship since 1995. USF earned the program's 14th NCAA Tournament appearance, but was still lightly regarded heading to the Gainesville Regional. But the Bulls dispatched of host and nationally-ranked Florida, perennial powerhouse Miami, and outlasted South Alabama in a thrilling comeback victory to advance to the program's first-ever Super Regional, where they fell in two games at No. 2 Texas.

USF became just the seventh Regional No. 4 seed to ever advance to a Super Regional under the current NCAA format. Drew Brutcher and Lane were both named Freshman All-Americans, becoming just the third set of teammates to do so in the same season, and first since 2009. The Bulls were ranked inside the final Top 25 by five different publications, checking in as high as No. 16.



MOHL YEAR-BY-YEAR

6th Season as Head Coach

YEAR	SCHOOL	RECORD	POSTSEASON
2024	USF	4-3	-
2023	USF	21-39	-
2022	USF	28-29	-
2021	USF	31-30	NCAA Super Regional
2020	USF	6-11	COVID Season
2019	USF	26-27	-
2018	USF	36-22-1	NCAA Regional

CAREER 152-161-1

"We have a veteran offense, which has been through the fires and been battle-tested, and will have a new look to it under Coach Kunkel and Cates. There's a lot of new faces on the pitching staff, which I'm excited about because there's a lot of talent; now we have to see how they perform when the lights come out. I've enjoyed going back to my roots and having more of a hands-on approach with our pitchers this offseason. We're out for redemption this year after last season, which was completely unacceptable, and these guys have the mission in their minds to put us back where we were a couple of years ago."

- Billy Mohl, from his preseason press conference (2/7/24)

In his first season as head coach in 2019, Mohl's Bulls finished 36-22-1 (14-9-1 AAC), advanced to the semifinals of the conference tournament for the first time since 2012 and made a second straight NCAA Tournament appearance.

Mohl led one of the nation's top pitching staffs that saw two arms selected in the 2018 MLB Draft with first-rounder McClanahan and closer Andrew Perez (eighth round). USF's pitchers finished fifth nationally with 10 strikeouts per nine innings and 581 total strikeouts, the fourth-consecutive season the team reached 500 K's. Prior to Mohl's first season with the Bulls in 2015, the program had secured 500 strikeouts in a season just once. Senior right hander Peter Strzelecki, along with Perez, were both All-AAC selections. Strzelecki led the league with nine wins and signed as a non-drafted free agent with the Milwaukee Brewers (earning his MLB call-up on June 30, 2022).

In Mohl's third season as the architect of the pitching staff in 2017, the arms reaped the benefits of his leadership and had one of the best seasons in program history. The staff posted a program record 620 strikeouts, as it was the third consecutive season of at least 500 strikeouts and the first time the Bulls have ever matched 500-plus strikeouts over a three-year span. The team's 10.1 strikeouts per nine innings led the nation and set a program record. Mohl developed a staff that was often eight-nine men deep. Each arm that logged at least 10.0 innings struck out double-digit hitters. Mohl helped the progression of junior righty Joe Cavallaro, who transitioned into the bullpen, and redshirt freshman McClanahan and redshirt junior Peter Strzelecki, who both missed the 2016 season due to Tommy John surgery.

During the 2016 season, Mohl's staff posted 517 strikeouts, the second-highest total in program history. It was also the second consecutive season of 500 strikeouts, the first time the Bulls have ever matched 500-plus strikeouts over a two-year span. The team's 9.2 strikeouts per nine innings led the AAC and were the ninth-most in the country. Mohl was also instrumental in guiding closer Tommy Eveld in his transition from football to baseball. Eveld finished with a team-high nine saves, and a bullpen best 2.21 ERA and .189 opponent batting average. The redshirt junior was then selected in the ninth round by the Arizona Diamondbacks. Mohl also coached pitcher Brandon Lawson to a team-low 2.50 ERA and 111 strikeouts, second most in the AAC. The junior was then drafted in the 12th round by the Rays.

In 2015, his first season at USF, Mohl helped the Bulls reach the NCAA Tournament for the first time since 2002. Mohl's pitching staff led the AAC with 513 strikeouts, the most for the program in 20 years (546 strikeouts in 1995). The Bulls also secured 16 saves, second-most in the conference. In AAC action, USF boasted the second-most strikeouts (194) and placed third in team ERA (3.31). Mohl coached pitcher Jimmy Herget to a 10-win season and guided him to being selected in the sixth round by the Cincinnati Reds. Herget's 113 strikeouts in just 101.2 innings were also the second-best mark in the AAC that season. Mohl's efforts also helped pitcher Tommy Peterson to a 4-1 mark with a 1.93 ERA and 16 saves. Peterson's success earned him a 12th-round selection from the Washington Nationals. Pitcher Casey Mulholland (5-9, 4.05 ERA) was also picked in the 37th round by the Los Angeles Dodgers.

Mohl came to USF after five seasons under Kingston at Illinois State, where the pitching staff saw dramatic improvements under his tutelage. During his five years in Normal, the Redbirds posted a 4.02 ERA, striking out 2,019 batters while walking just 1,053 over 2,390.1 innings. In the five years prior to Mohl's arrival, Illinois State's pitching staff had an ERA of 5.50 with 1,512 strikeouts and 929 walks in 2,222 innings.

Mohl was a recipient of the 2013 Tom Walter College Baseball Inspiration Award, which recognizes examples of inspiration in college baseball and is presented annually by CollegeBaseballInsider.com. Mohl's wife, Sarah, was diagnosed with a rare form of cervical cancer in August of 2012. While she received treatment, Mohl began raising money to fund cancer research. Four weeks into the 2013 regular season, Mohl notified the team that he needed to leave to be by her side. That night, Illinois State rallied for a 17-6 win over No. 28 Miami in Coral Gables, Fla. Sarah passed away on March 25, 2013. Mohl returned to the team April 5 and Illinois State responded by winning 24 of its final 28 games en route to the first outright MVC title in school history.

Mohl has dedicated his time and energy to raising awareness for cancer research. A co-chair of the Vs. Cancer Foundation, a charity that raises money for childhood cancer research, Mohl's teams have raised over \$10,000 in each season of his involvement, and more than \$130,000 total since his arrival at USF. Additionally, Mohl has raised more than \$25,000 for cancer reach through Pelotonia, a non-profit organization that funds cancer research.

During his second season with Illinois State in 2011, Mohl led the pitching staff to a 3.30 ERA, the lowest mark by a Redbird team since 1983. ISU also broke the program's single-season win record in 2011 with 36 before it was surpassed again in 2013 when Illinois State won its first outright MVC championship in school history finishing the season with a 39-19 record.

In four seasons playing at Tulane, Mohl set the school single-season and career record for fewest walks-per-nine-inning average with marks of 1.27 (in 2003) and 1.67, respectively. The right-hander went 9-0 as a senior, becoming just the second regular starter in Tulane history to go undefeated. Mohl posted a career record of 25-7 at Tulane while striking out 224 batters and issuing just 57 walks over 308.0 IP.

Mohl was named to the Conference USA All-Freshman Team in 2003 and earned National Pitcher of the Week honors in 2005 after a combined no-hitter against Nicholls State. He was a part of Tulane's 2005 College World Series team that earned the No. 1 national seed in the tournament. Mohl also earned an All-Star invitation with the Falmouth Commodores in the Cape Cod League after leading the team with a 1.62 ERA in 39 innings. He was selected by the Philadelphia Phillies in the 25th round of the 2006 MLB Draft.

Born in Wheatridge, Colo., Mohl completed his bachelor's degree at Tulane University in May 2007. He resides in Tampa with his wife, Krista, sons Hunter and Brock and stepsons, Mason and Grant.



Date - Opponent	C	1B	2B	3B	SS	LF	CF	RF	DH	P
2/16 - UConn	Monque	Montes	Boser	Rose	Snow	Rozenblum	Mayo	Brutcher	Betancourt	H. Mink
2/19 - Indiana State	Monque	Montes	Boser	Rose	Snow	Rozenblum	Mayo	Brutcher	Betancourt	Cebert
2/23 - Marist	Monque	Montes	Boser	Rose	Snow	Rozenblum	Mayo	Brutcher	Betancourt	H. Mink
2/24 - Marist (1)	Monque	Montes	Boser	Rose	Snow	Rozenblum	Mayo	Brutcher	Betancourt	Madonna
2/24 - Marist (2)	Rozenblum	Montes	Boser	Monque	Snow	Brodil	Mayo	Brutcher	Betancourt	Brown
2/25 - Marist	Rozenblum	Montes	Boser	Monque	Snow	Richardson	Mayo	Brutcher	Betancourt	Cebert
2/27 - at FSU	Monque	Montes	Boser	Rose	Snow	Rozenblum	Mayo	Brutcher	Betancourt	Longoria

Date - Opponent	1	2	3	4	5	6	7	8	9
2/16 - UConn	Rose	Snow	Brutcher	Boser	Betancourt	Mayo	Monque	Montes	Rozenblum
2/19 - Indiana State	Rose	Brutcher	Snow	Boser	Betancourt	Mayo	Monque	Montes	Rozenblum
2/23 - Marist	Snow	Brutcher	Boser	Betancourt	Mayo	Rozenblum	Montes	Monque	Rose
2/24 - Marist (1)	Snow	Brutcher	Boser	Betancourt	Mayo	Rozenblum	Montes	Monque	Rose
2/24 - Marist (2)	Snow	Brutcher	Boser	Betancourt	Mayo	Rozenblum	Montes	Monque	Brodil
2/25 - Marist	Snow	Brutcher	Boser	Betancourt	Mayo	Rozenblum	Montes	Monque	Richardson
2/27 - at FSU	Snow	Brutcher	Boser	Betancourt	Mayo	Rozenblum	Montes	Monque	Rose

4 Hits in a game	Rafael Betancourt vs. Marist 2/23/24 (W, 16-3, 7 inn.)
5 Hits in a game (Program Record)	Riley Hogan at UCF 4/17/21 (W, 11-0)
2 Doubles in a game	Jackson Mayo vs. Marist 2/24/24 (W, 10-0, 7 inn.)
3 Doubles in a game	Rafael Betancourt at Wichita State 5/12/23 (W, 10-9)
4 Doubles in a game (Program Record)	Mike Campbell (1973)
2 Triples in a game	Chris Chatfield vs. Columbia 3/2/18 (W, 13-1)
3 Triples in a game (Program Record)	Mike Kelly (1987)
Leadoff Home Run	Daniel Cantu vs. Maryland 2/19/23 (L, 9-5)
Inside the Park Home Run	Garrett Zech vs. Tulane 3/29/18 (L 3-2)
Back-to-back Home Runs	2x in 2023, last Drew Brutcher & Rafael Betancourt vs. UCF 4/22/23 (W, 14-8)
2 Home Runs in a game	Bobby Boser (3x in 2023), last at Houston 4/15/23 (L, 16-10)
3 Home Runs in a game (Program Record)	Matt McHargue vs. Saint Louis 4/4/04 (W, 11-6)
Grand Slam	2x in 2023, last Eric Snow vs. Northeastern 3/5/23 (L, 8-7)
Grand Slam in Back-to-Back Games	Eric Snow vs. Northeastern 3/4-5/23
Pinch-hit home run	Bobby Boser vs. Bethune-Cookman 3/29/22 (W, 13-2)
Game Tying Home Run in Ninth Inning or Later	Jackson Mayo at No. 7 Florida 2/22/23 - 9th inn. (W, 10-9)
Walk-off home run	John Montes vs. Army 3/17/23 - 9th inn. (W, 8-7)
Walk-off hit	John Montes vs. Army 3/17/23 - 9th inn. (W, 8-7)
Homered in Back-to-Back Games	9x in 2023, last Drew Brutcher 5/6-7/23 at Memphis
Homered in 3 straight games	Drew Brutcher (2x) in 2023, last 5/18-20/22 vs. No. 15 ECU
Homered in 4 straight games (Program Record)	Joe Genord (3/13/18 to 3/17/18)
4 Runs in a game	Daniel Cantu vs. Tulane 4/7/23 (W, 15-3)
5 Runs in a game (Program Record)	Jeff Baisley vs. UAB 5/14/04 (W, 23-5)
4 RBI in a game	Bobby Boser 2/23/24 vs. Marist (W, 16-3, 7 inn.)
5 RBI in a game	2x in 2023 (Cantu), last Daniel Cantu at Bethune-Cookman 3/28/23 (W, 9-3)
6 RBI in a game	Eric Snow vs. Northeastern 3/4/23 (L, 8-7)
7 RBI in a game	Rafael Betancourt vs. Marist 2/23/24 (W, 16-3, 7 inn.)
8 RBI in a game	N/A
9 RBI in a game (Program Record)	Todd Waggoner (1985)
10 or More Total Bases	Bobby Boser (10) at Houston 4/15/23 (L, 16-10)
2 Stolen bases in a game	2x in 2024, last John Montes vs. Marist 2/25/24 (W, 12-2, 7 inn.)
3 Stolen bases in a game	Kevin Merrell vs. UCF 4/30/16 (W, 5-4)
4 Stolen bases in a game (Program Record)	Mike Consolmagno (2009)
Stole home	Brandon Schrepf vs. Western Michigan 3/3/19 (W, 10-9)
3 Walks in a game	Drew Brutcher vs. Marist 2/25/24 (W, 12-2, 7 inn.)
4 Walks in a game	2x in 2019, last Jake Sullivan at FGCU 4/24/19 (W, 6-1)
5 Walks in a game (Program Record)	Daniel Cantu at FIU 3/15/22 (W, 14-9)
4 Strikeouts in a Game	2x in 2024, last J. Mayo & J. Monque vs. UConn 2/16/24 (L, 2-1)
2 Hit By Pitches in a game	Rafael Betancourt 2/24/24 vs. Marist (W, 11-1, 7 inn.)
3 Hit By Pitches in a game	Jake Sullivan vs. The Citadel 4/20/19 (W, 12-9)
9 inning no-hitters	Steve Ruling vs. UConn (1974), Mark Reed vs. Charlotte (5/9/92), Randy Fontanez vs. Notre Dame (3/27/10)
9 inning combined no-hitter	Shane McClanahan (6.0 IP) and Carson Ragsdale (3.0 IP) vs. Army West Point 3/16/18 (W, 12-0)
Perfect Game	Mark Reed vs. Charlotte 5/9/92 (W, 5-0)
1 Hitter	N/A
1 Hitter Combined	Ryan Valdes (3.0), Noah Yager (1.0), Collin Sullivan (1.0), Carson Ragsdale (1.0), Mark Savarese (1.0) and Andrew Perez (1.0) at No. 3 FSU 2/21/17 (W 4-2)
Complete Game	2x in 2021, last Collin Sullivan (7 inn.) at Houston 4/25/21 (W, 4-0)
Complete Game Shutout	Collin Sullivan (7 inn.) at Houston 4/25/21 (W, 4-0)
Consecutive Strikeouts	9, Collin Sullivan at Memphis 5/8/21 (W, 7-4)
10 Strikeouts	2x in 2023 (Hudi), last Ethan Brown (6.0 IP) vs. VCU 3/24/23 (L, 18-3)
11 Strikeouts	Jack Jasiak (7.1 IP) vs. Northeastern 2/22/20 (L, 2-0)
12 Strikeouts [^]	Ethan Brown (7.1 IP) at UCF 3/31/23 (W, 2-0)
13 Strikeouts	Collin Sullivan (6 IP) at Memphis 5/8/21 (W, 7-4)
14 Strikeouts	Collin Sullivan (6 IP) vs. Northwestern 2/28/20 (W, 2-1)
15 Strikeouts	Shane McClanahan (6 IP) vs. Army West Point 3/16/18 (W, 12-0)
16 Strikeouts	N/A
17 Strikeouts (Program Record)	2x, last by Jon Alexander (1987)

[^]Jack Jasiak set an AAC Tournament Record for Strikeouts in a Game (12, vs. Tulane (8.2 IP) 5/27/21)

* Active Players in **Bold**

Scored 10 Runs	vs. Marist Game 1 2/24/24 (W, 10-0)
Scored 11 Runs	vs. Marist Game 2 2/24/24 (W, 11-1, 7 inn.)
Scored 12 Runs	vs. Marist 2/25/24 (W, 12-2, 7 inn.)
Scored 13 Runs	3x in 2023, last at Stetson 5/2/23 (W, 13-6)
Scored 14 Runs	vs. UCF 4/22/23 (W, 14-8)
Scored 15 Runs	vs. UCF 5/25/23 (W, 15-4, 8 inn.)
Scored 16 Runs	vs. Marist 2/23/24 (W, 16-3, 7 inn.)
Scored 17 Runs	vs. Stony Brook 2/27/22 (W, 17-2)
Scored 18 Runs	vs. Cincinnati 5/21/05 (W, 18-8)
Scored 19 Runs	at Cincinnati 4/24/22 (W, 19-5)
Scored 20 Runs	vs. Purdue (Clearwater, Fla.) 2/16/13 (W, 20-2)
Scored 21 Runs	at Saint Louis 4/6/97 (W, 21-4)
Scored 22 Runs	at Saint Louis 4/17/99 (W, 22-9)
Scored 23 Runs	at UAB 5/14/04 (W, 23-5)
Scored 24 Runs	vs. Illinois Benedictine 3/12/74 (W, 24-7)
Scored 25 Runs	vs. FAMU 4/30/95 (W, 25-3)
Scored 26 Runs (Program Record)	vs. UAB 4/30/99 (W, 26-3)
Had 10+ Hits	4x in 2024, last vs. Marist (10) 2/25/24 (W, 12-2, 7 inn.)
Had 15 Hits	vs. Marist 2/23/24 (W, 16-3, 7 inn.)
Had 16 Hits	at Stetson 3/6/21 (W, 10-5)
Had 17 Hits	at Wichita State 5/12/23 (W, 10-9)
Had 18 Hits	vs. Tulane 3/30/18 (W, 14-3)
Had 19 Hits	2x in 2023, last vs. UCF 5/25/23 (W, 15-4, 8 inn.)
Had 20 Hits	vs. FGCU 4/2/19 (W, 15-4)
Had 21 Hits	at Cincinnati 4/24/22 (W, 19-5)
Had 27 Hits (Program Record)	Saint Louis 4/17/99 (W, 22-9)
4 Errors in a game	3x in 2023, last vs. Cincinnati 4/30/23 (L, 10-4)
5 Errors in a game	at Tulane 4/8/22 at Tulane (L, 8-5)
6 Errors in a game	vs. Wagner 2/22/15 (T 4-4, 12 inn.)
7 Errors in a game	vs. Bradley 3/12/22 (L, 10-4)
8 Errors in a game (Program Record)	at #19 UConn 5/15/10 (L, 13-5)
Was shutout	3x in 2023, last at UNF 4/18/23 (L, 10-0, 7 inn.)
Was shutout in back-to-back games	at Long Beach State 3/11/23 (L, 8-0) & 3/12/23 Game 1 (L, 8-0)
Held to 1 hit	2x in 2022, last at UCF 4/3/22 (L, 4-0)
Held to 2 hits	3x in 2023, last vs. ECU 5/27/23 (L, 3-1)
Held to 3 hits	vs. UCF 4/23/23 (L, 11-1)
Swept an AAC Home Series (three games)	vs. ECU (5/5/17 to 5/7/17)
Swept an AAC Road Series (three games)	Never
Was swept in AAC Home Series	2x in 2023, last vs. No. 15 ECU 5/18-20/23
Was swept in AAC Road Series	at Memphis 5/5-7/23
Swept a Non-conference Home Series	vs. Marist 2/23-25/24 (4 games)
Swept a Non-conference Road Series	N/A
Was Swept in a Non-conference Home Series	vs. Northeastern (3/3-5/23)
Was Swept in a Non-conference Road Series	at No. 6 Texas Tech 3/26-28/21
Won a Non-conference Home Series	vs. Marist (2/23-25/24)
Lost a Non-conference Home Series	3x in 2023, last vs. VCU (3/24-26/23)
Lost a Non-conference Road Series	2x in 2023, last at Long Beach State 3/11-12/23
Won a Series vs. Ranked Opponent	at No. 7 ECU (4/13/18 to 4/15/18)
Defeated a Top 5 team	vs. No. 5 Florida 2/19/19 (W, 6-1)
Defeated a Top 10 Team	at No. 7 Florida 2/22/23 (W, 10-9)
Defeated a Ranked Team	3x in 2023, last vs. No. 5 ECU 5/23/23 (W, 12-11, 11 inn.)
Shutout an opponent	vs. Marist Game 1 2/24/24 (W, 10-0, 7 inn.)
Back-to-back Shutouts	vs. Manhattan 2/23-24/07 (W 3-0, W 5-0)
Shut out an opponent at home	vs. Marist Game 1 2/24/24 (W, 10-0, 7 inn.)
Shut out an opponent on the road	at UCF 3/31/23 (W, 2-0)
Shut out an AAC opponent at home	vs. No. 10 ECU 5/21/21 (W, 7-0)
Shut out an AAC opponent on the road	at UCF 3/31/23 (W, 2-0)
Struck out 15 Batters	at UCF 3/31/23 (W, 2-0)
Struck out 16-19 Batters	at No. 16 Florida State (16) 3/1/23 (L, 7-6, 13 inn.)
Struck out 20+ Batters	22 at Memphis 5/8/21 (W, 7-4)
Struck out 22 Batters (Program Record)	22 at Memphis (5/8/21 - 10 inn.) & 22 vs. Army West Point (3/16/18)
Did Not Walk a Batter	3x in 2023, last at Wichita State 5/12/23 (W, 10-9)
Played an Extra Inning Game	5x in 2023 (1-4), last vs. ECU (11 inn.) 5/23/23 (W, 12-11)
Won an Extra Inning Game	vs. ECU (11 inn.) 5/23/23 (W, 12-11)
Played to a Tie	at Wichita St. 5/13/18 (T, 9-9)
Walked 15+ Times	at FIU (15) 3/15/22 (W, 14-9)
Did not Walk	4x in 2023, last at Wichita State (Game 2) 5/13/23 (L, 12-1, 7 inn.)
Did not Strike Out	Not from 2012 onward
Struck out 20+ Times	at No. 16 Florida State (21) 3/1/23 (L, 7-6, 13 inn.)

Home Run Tracker

#	PLAYER	DATE	OPPONENT	DIRECTION	ON-BASE	INN.	COUNT	OUTS
1	Boser (1)	Feb. 16	UConn	Right-Center	0	4th	3-2	2
2	Betancourt (1)	Feb. 23	Marist	Left-Center	2	4th	1-2	0
3	Mayo (1)	Feb. 23	Marist	Left Field	1	5th	1-0	2
4	Brutcher (1)	Feb. 24	Marist (1)	Center Field	0	6th	2-0	0
5	Boser (2)	Feb. 24	Marist (2)	Center Field	0	5th	0-0	0
6	Montes (1)	Feb. 24	Marist (2)	Right-Center	0	6th	1-0	0

BULLS MISC. CAREER STATS

MULTI-HIT GAMES

Player	'20/21	'22	'23	'24	TOT
D. Brutcher	10	13	17	1	41
J. Montes	11*	0*	16	4	31
B. Rozenblum	9*	7	5	1	22
E. Snow	—	—	20	2	22
J. Monque	4	5	9	3	21
B. Boser	—	2	16	2	20
R. Betancourt	—	—	18	1	19
M. Brodil	—	9	8	--	17
J. Mayo	—	8	5	3	16

MULTI-RBI GAMES

Player	'20/21	'22	'23	'24	TOT
D. Brutcher	4	10	11	1	26
B. Rozenblum	5*	7	4	2	18
J. Mayo	—	9	4	2	15
J. Monque	3	5	4	3	15
B. Boser	—	2	10	2	14
J. Montes	8*	0*	4	1	13
R. Betancourt	—	—	9	1	10
E. Snow	—	—	10	--	10
M. Brodil	—	2	0	--	2
M. Rose	—	—	0	1	1

MULTI-HR GAMES

Player	'20/21	'22	'23	'24	TOT
B. Boser	—	0	3	--	3
D. Brutcher	0	3	0	--	3
J. Mayo	—	1	0	--	1

QUALITY STARTS

Player	'20/21	'22	'23	'24	TOT
D. Madonna	0	0	7*	--	7
J. Cebert	—	0	5	--	5
H. Mink	0*	0	5	--	5

COMPLETE GAMES

Player	'20/21	'22	'23	'24	TOT
D. Madonna	0	0	2*	--	2

*Denotes accomplished at school prior to USF (NCAA D-1 schools only)

RECORD WATCH HOME RUNS - CAREER

NAME	HR	YEARS
1. Ross Gload	54	1995-97
2. Daniel Boyd	47	1998-2001
3. Joe Genord	44	2016-19
4. Mike Eylward	40	1998-01
5. Jason Dellaero	39	1996-97
6. Drew Brutcher	35	2021-Pres.
7. Troy Rusk	34	1987-90
8. Scott Hemond	29	1984-86
Bob Ribinski	29	1993-96
10. Wade Norris	28	1991-92

-- Bobby Boser 21 2022-Pres.

CHARTING THE STARTERS

SEASON TOTALS	W-L	IP	H	R/ER	BB/K
3.00 ERA (7 Games)	3-3	30.0	21	13/10	19/31

SERIES/GAMES

Opening Weekend (2)	0-2	10.0	7	4/1	2/14
Marist (4)	3-0	19.0	11	4/4	14/17
at FUS (1)	0-1	1.0	3	5/5	3/0

THE BULLS' PEN

SEASON TOTALS	W-L-S	IP	H	R/ER	BB/K
4.50 ERA (7 Games)	1-0-0	24.0	20	12/12	12/23

SERIES/GAMES

Opening Weekend (2)	0-0-0	8.0	5	3/3	1/7
Marist (4)	1-0-0	9.0	8	2/2	7/9
at FSU (1)	0-0-0	7.0	7	7/7	4/7

COMEBACK WINS

Date	Opponent	Deficit (Inn.)	Final Score
--	--	--	--

GAME-WINNING RBI

Date	Opponent	Player	GW RBI (Inn.)
Feb. 23	Marist	Boser	FC (2nd)
Feb. 24	Marist (Gm. 1)	Mayo	RBI-Single (1st)
Feb. 24	Marist (Gm. 2)	Montes	Walk (3rd)
Feb. 25	Marist	Monque	2-R Single (3rd)

2024 WEEKEND ROTATION

SERIES	GAME 1	GAME 2	GAME 3
USF Invite	H. Mink	Cebert	n/a
Marist	H. Mink	Madonna/Brown	Cebert
at UCF	H. Mink	Cebert	TBA
NC A&T	--	--	--
UNCG	--	--	--
Memphis	--	--	--
at Charlotte	--	--	--
Wichita St.	--	--	--
at Tulane	--	--	--
Rice	--	--	--
FAU	--	--	--
at ECU	--	--	--
at UTSA	--	--	--
UAB	--	--	--

2024 South Florida Baseball
Overall Statistics for South Florida (as of Feb 27, 2024)
(All games Sorted by Batting avg)

Record: 4-3 Home: 4-2 Away: 0-1 The American: 0-0

Player	avg	gp-gs	ab	r	h	2b	3b	hr	rbi	tb	slg%	bb	hp	so	gdp	ob%	sf	sh	sb-att	po	a	e	fld%
0 MONTES, John	.455	7-7	22	6	10	3	0	1	5	16	.727	3	1	3	1	.538	0	0	3-4	55	1	0	1.000
5 BETANCOURT, Raf	.391	7-7	23	8	9	1	0	1	7	13	.565	3	3	3	2	.517	0	0	0-1	0	0	0	.000
4 MAYO, Jackson	.360	7-7	25	8	9	3	0	1	5	15	.600	2	0	8	0	.407	0	0	2-2	11	0	0	1.000
29 MONQUE, Joaquin	.348	7-7	23	3	8	1	0	0	6	9	.391	1	1	8	1	.385	1	1	1-1	42	5	0	1.000
10 ROZENBLUM, Ben	.318	7-7	22	6	7	1	2	0	7	12	.545	2	1	3	0	.385	1	0	2-2	17	0	0	1.000
18 BRUTCHER, Drew	.316	7-7	19	7	6	2	0	1	3	11	.579	10	0	4	0	.552	0	0	2-2	11	0	0	1.000
3 SNOW, Eric	.292	7-7	24	5	7	2	0	0	2	9	.375	1	3	3	0	.393	0	0	1-1	11	22	1	.971
8 BOSER, Bobby	.259	7-7	27	6	7	0	0	2	8	13	.481	2	0	8	0	.300	1	0	2-2	8	22	1	.968
1 BRODIL, Marcus	.250	4-1	4	2	1	1	0	0	2	2	.500	2	1	2	0	.571	0	0	0-0	1	0	0	1.000
2 ROSE, Matt	.158	5-5	19	2	3	2	0	0	3	5	.263	0	0	5	0	.158	0	0	0-1	3	6	1	.900
9 RICHARDSON, Jak	.000	3-1	4	0	0	0	0	0	0	0	.000	0	0	3	0	.000	0	0	0-0	0	0	0	.000
19 MOCK, Dawson	.000	2-0	2	0	0	0	0	0	0	0	.000	0	0	0	0	.000	0	0	0-0	0	1	0	1.000
28 BUFFINGTON, Matt	.000	2-0	1	0	0	0	0	0	0	0	.000	0	0	0	0	.000	0	0	0-0	1	0	0	1.000
6 PUCKETT, Stewart	.000	1-0	1	0	0	0	0	0	0	0	.000	0	0	0	0	.000	0	0	0-0	0	0	0	.000
50 ROSS, Jaden	.000	1-0	0	0	0	0	0	0	0	0	.000	1	0	0	0	1.000	0	0	0-0	0	0	0	.000
17 ROBERTSON, Kohl	.000	1-0	0	1	0	0	0	0	0	0	.000	1	0	0	0	1.000	0	0	0-0	0	0	0	.000
Totals	.310	7	216	54	67	16	2	6	48	105	.486	28	10	50	4	.409	3	1	13-16	162	67	4	.983
Opponents	.215	7	191	25	41	4	3	5	22	66	.346	31	6	54	10	.342	0	1	5-7	156	51	12	.945

LOB - Team (48), Opp (42). DPs turned - Team (11), Opp (4). IBB - Team (0), Opp (1). Picked off - ROZENBLUM, B 1.

(All games Sorted by Earned run avg)

Player	era	w-l	app	gs	cg	sho	sv	ip	h	r	er	bb	so	2b	3b	hr	b/avg	wp	hp	bk	sfa	sha
21 MADONNA, Domini	0.00	0-0	1	1	0	0/1	0	4.0	3	0	0	3	4	0	0	0	.214	0	0	0	0	0
20 GRAUSE, Austin	0.00	0-0	1	0	0	0/0	0	1.0	1	0	0	1	0	0	0	0	.333	0	0	0	0	0
25 ARCHIE, Bryce	0.00	0-0	1	0	0	0/0	0	1.0	2	0	0	0	1	0	0	0	.400	0	0	0	0	0
26 NEWTON, Austin	0.00	0-0	1	0	0	0/0	0	1.0	0	0	0	2	2	0	0	0	.000	0	0	0	0	0
45 CEBERT, Jack	0.90	1-1	2	2	0	0/0	0	10.0	6	3	1	3	11	0	1	0	.171	1	2	0	0	0
15 DORSEY, Chandler	1.80	0-0	4	0	0	0/0	0	5.0	1	1	1	1	5	0	0	1	.063	0	0	0	0	0
30 BROWN, Matt	1.80	1-0	1	1	0	0/0	0	5.0	3	1	1	5	4	0	1	0	.176	0	0	0	0	0
34 BEVIS, Logan	2.45	1-0	2	0	0	0/1	0	3.2	2	1	1	4	3	1	0	0	.182	0	0	0	0	0
12 MINK, Hunter	2.70	1-1	2	2	0	0/0	0	10.0	6	4	3	5	12	1	0	0	.176	0	2	0	0	0
22 VOLINI, Joey	4.50	0-0	1	0	0	0/0	0	2.0	1	1	1	1	3	0	1	0	.143	0	0	0	0	0
24 MINK, Tanner	5.68	0-0	4	0	0	0/0	0	6.1	8	4	4	1	2	1	0	0	.348	0	1	0	0	1
37 SKEEN, Riley	9.00	0-0	1	0	0	0/0	0	1.0	2	1	1	1	2	0	0	0	.400	1	0	0	0	0
33 JULA, Peyton	13.50	0-0	2	0	0	0/0	0	2.0	2	3	3	1	3	0	0	2	.250	1	1	0	0	0
49 LONGORIA, Adan	27.00	0-1	2	1	0	0/0	0	2.0	4	6	6	3	2	1	0	2	.400	1	0	0	0	0
Totals	3.67	4-3	7	7	0	1/1	0	54.0	41	25	22	31	54	4	3	5	.215	4	6	0	0	1
Opponents	8.13	3-4	7	7	0	1/1	3	52.0	67	54	47	28	50	16	2	6	.310	4	10	1	3	1

PB - Team (1), ROZENBLUM, B 1, Opp (1). Pickoffs - Team (1), MADONNA, D. 1, Opp (1). SBA/ATT - MONQUE, J. (4-6), BEVIS, L. (1-2), ROZENBLUM, B (1-1), MINK, H. (1-1), JULA, P. (1-1), CEBERT, J. (0-1), NEWTON, A. (1-1), MADONNA, D. (1-1).

2024 South Florida Baseball
Overall Statistics for South Florida (as of Feb 27, 2024)
(All games Sorted by Fielding pct)

Player	c	po	a	e	fld%	dp	sba	csb	sba%	pb	ci
0 MONTES, John	56	55	1	0	1.000	10	0	0	---	0	0
29 MONQUE, Joaquin	47	42	5	0	1.000	1	4	2	.667	0	0
10 ROZENBLUM, Ben	17	17	0	0	1.000	0	1	0	1.000	1	0
4 MAYO, Jackson	11	11	0	0	1.000	0	0	0	---	0	0
18 BRUTCHER, Drew	11	11	0	0	1.000	0	0	0	---	0	0
24 MINK, Tanner	5	0	5	0	1.000	1	0	0	---	0	0
19 MOCK, Dawson	1	0	1	0	1.000	0	0	0	---	0	0
25 ARCHIE, Bryce	1	0	1	0	1.000	0	0	0	---	0	0
21 MADONNA, Domini	1	0	1	0	1.000	0	1	0	1.000	0	0
20 GRAUSE, Austin	1	0	1	0	1.000	1	0	0	---	0	0
30 BROWN, Matt	1	0	1	0	1.000	0	0	0	---	0	0
33 JULA, Peyton	1	0	1	0	1.000	0	1	0	1.000	0	0
1 BRODIL, Marcus	1	1	0	0	1.000	0	0	0	---	0	0
28 BUFFINGTON, Matt	1	1	0	0	1.000	0	0	0	---	0	0
45 CEBERT, Jack	1	1	0	0	1.000	0	0	1	.000	0	0
3 SNOW, Eric	34	11	22	1	.971	8	0	0	---	0	0
8 BOSER, Bobby	31	8	22	1	.968	8	0	0	---	0	0
2 ROSE, Matt	10	3	6	1	.900	1	0	0	---	0	0
12 MINK, Hunter	2	1	0	1	.500	0	1	0	1.000	0	0
34 BEVIS, Logan	0	0	0	0	.000	0	1	1	.500	0	0
22 VOLINI, Joey	0	0	0	0	.000	0	0	0	---	0	0
37 SKEEN, Riley	0	0	0	0	.000	0	0	0	---	0	0
50 ROSS, Jaden	0	0	0	0	.000	0	0	0	---	0	0
17 ROBERTSON, Kohl	0	0	0	0	.000	0	0	0	---	0	0
9 RICHARDSON, Jak	0	0	0	0	.000	0	0	0	---	0	0
6 PUCKETT, Stewart	0	0	0	0	.000	0	0	0	---	0	0
5 BETANCOURT, Raf	0	0	0	0	.000	0	0	0	---	0	0
49 LONGORIA, Adan	0	0	0	0	.000	0	0	0	---	0	0
15 DORSEY, Chandler	0	0	0	0	.000	0	0	0	---	0	0
26 NEWTON, Austin	0	0	0	0	.000	0	1	0	1.000	0	0
Totals	233	162	67	4	.983	11	5	2	.714	1	0
Opponents	219	156	51	12	.945	4	13	3	.813	1	0

Hitting minimums - 10 Games 15% of Games 20 AB 0.5 AB/Game 20 TPA 0.5 TPA/Game
Pitching minimums - 5 Games 2% of Games 10 IP 25 BF 1 Decisions 0.2 IP/Game

2024 South Florida Baseball
 Game Results for South Florida (as of Feb 28, 2024)
 (All games)

Date	Opponent	Score	Inns	Overall	The Americ	Pitcher of record	Attend	Time
Feb 16, 2024	UCONN	L 1-2	9	0-1-0	0-0-0	MINK, H. (L 0-1)	2158	2:18
Feb 19, 2024	INDIANA STATE	L 0-5	9	0-2-0	0-0-0	CEBERT, J. (L 0-1)	1240	2:15
Feb 23, 2024	MARIST	w 16-3	7	1-2-0	0-0-0	MINK, H. (W 1-1)	1052	2:13
Feb 24, 2024	MARIST-1	w 10-0	7	2-2-0	0-0-0	BEVIS, L. (W 1-0)	1110	2:04
Feb 24, 2024	MARIST-2	w 11-1	7	3-2-0	0-0-0	BROWN, M. (W 1-0)	1217	2:11
Feb 25, 2024	MARIST	w 12-2	7	4-2-0	0-0-0	CEBERT, J. (W 1-1)	1004	2:09
Feb 27, 2024	at Florida State	L 4-12	9	4-3-0	0-0-0	LONGORIA, A. (L 0-1)	0	2:30

() extra inning game

2024 South Florida Baseball
Team Game-by-Game for South Florida (as of Feb 28, 2024)
Batting (All games)

Date	Opponent	ab	r	h	rbi	2b	3b	hr	tb	bb	ibb	sb	cs	hbp	sac	sf	gdp	k	po	a	e	lob	avg
Feb 16	UCONN	32	1	4	1	0	0	1	7	3	0	1	1	0	0	0	0	10	27	10	2	7	.125
Feb 19	INDIANA STATE	31	0	5	0	2	0	0	7	1	0	0	0	0	0	0	0	8	27	7	1	5	.143
Feb 23	MARIST	32	16	15	15	3	1	2	26	2	0	5	1	1	0	1	0	5	21	10	0	2	.253
Feb 24	MARIST	30	10	12	8	6	0	1	21	4	0	1	0	0	1	1	0	2	21	8	0	7	.288
Feb 24	MARIST	29	11	10	10	1	0	2	17	9	0	1	1	6	0	0	1	6	21	11	0	13	.299
Feb 25	MARIST	28	12	10	10	1	1	0	13	8	0	5	0	3	0	1	0	8	21	10	0	10	.308
Feb 27	at Florida State	34	4	11	4	3	0	0	14	1	0	0	0	0	0	0	3	11	24	11	1	4	.310
Totals		216	54	67	48	16	2	6	105	28	0	13	3	10	1	3	4	50	162	67	4	48	.310

2024 South Florida Baseball
Team Game-by-Game for South Florida (as of Feb 28, 2024)
Pitching (All games)

Date	Opponent	ip	h	r	er	bb	so	2b	3b	hr	wp	bk	hbp	dp	ibb	score	w-l	sv	era
Feb 16	UCONN	9.0	4	2	1	2	10	1	0	0	0	0	2	2	0	1-2	0-1	0	1.00
Feb 19	INDIANA STATE	9.0	8	5	3	1	11	0	0	1	1	0	3	1	0	0-5	0-2	0	2.00
Feb 23	MARIST	7.0	6	3	3	6	7	1	0	0	1	0	0	2	0	16-3	1-2	0	2.52
Feb 24	MARIST	7.0	4	0	0	6	7	0	0	0	0	0	0	1	0	10-0	2-2	0	1.97
Feb 24	MARIST	7.0	4	1	1	7	6	0	1	0	0	0	0	2	0	11-1	3-2	0	1.85
Feb 25	MARIST	7.0	5	2	2	2	6	0	1	1	0	0	0	1	0	12-2	4-2	0	1.96
Feb 27	at Florida State	8.0	10	12	12	7	7	2	1	3	2	0	1	2	1	4-12	4-3	0	3.67
Totals		54.0	41	25	22	31	54	4	3	5	4	0	6	11	1	54-25	4-3	0	3.67

2024 South Florida Baseball
Season Game Highs for South Florida (as of Feb 28, 2024)
(All games)

TEAM GAME HIGHS

Batting

At bats:	34	-	at Florida State (Feb 27, 2024)
Runs scored:	16	-	vs Marist (Feb 23, 2024)
Hits:	15	-	vs Marist (Feb 23, 2024)
RBIs:	15	-	vs Marist (Feb 23, 2024)
Doubles:	6	-	vs Marist (Feb 24, 2024)
Triples:	1	-	vs Marist (Feb 23, 2024)
	1	-	vs Marist (Feb 25, 2024)
Home runs:	2	-	vs Marist (Feb 23, 2024)
	2	-	vs Marist (Feb 24, 2024)
Total bases:	26	-	vs Marist (Feb 23, 2024)
Walks:	9	-	vs Marist (Feb 24, 2024)
Strikeouts:	11	-	at Florida State (Feb 27, 2024)
Sac hits:	1	-	vs Marist (Feb 24, 2024)
Sac flies:	1	-	vs Marist (Feb 23, 2024)
	1	-	vs Marist (Feb 24, 2024)
	1	-	vs Marist (Feb 25, 2024)
Stolen bases:	5	-	vs Marist (Feb 23, 2024)
	5	-	vs Marist (Feb 25, 2024)
Hit by pitch:	6	-	vs Marist (Feb 24, 2024)
Caught stealing:	1	-	vs UConn (Feb 16, 2024)
	1	-	vs Marist (Feb 23, 2024)
	1	-	vs Marist (Feb 24, 2024)
Runners LOB:	13	-	vs Marist (Feb 24, 2024)
Hit into DP:	3	-	at Florida State (Feb 27, 2024)

Fielding

Putouts:	27	-	vs UConn (Feb 16, 2024)
	27	-	vs Indiana State (Feb 19, 2024)
Assists:	11	-	vs Marist (Feb 24, 2024)
	11	-	at Florida State (Feb 27, 2024)
Errors:	2	-	vs UConn (Feb 16, 2024)
Passed balls:	1	-	vs Marist (Feb 24, 2024)
DPs turned:	2	-	(4 times)

Pitching

Innings pitched:	9.0	-	vs UConn (Feb 16, 2024)
	9.0	-	vs Indiana State (Feb 19, 2024)
Runs allowed:	12	-	at Florida State (Feb 27, 2024)
Earned runs:	12	-	at Florida State (Feb 27, 2024)
Walks allowed:	7	-	vs Marist (Feb 24, 2024)
	7	-	at Florida State (Feb 27, 2024)
Strikeouts:	11	-	vs Indiana State (Feb 19, 2024)
Hits allowed:	10	-	at Florida State (Feb 27, 2024)
Doubles allowed:	2	-	at Florida State (Feb 27, 2024)
Triples allowed:	1	-	vs Marist (Feb 24, 2024)
	1	-	vs Marist (Feb 25, 2024)
	1	-	at Florida State (Feb 27, 2024)
Homers allowed:	3	-	at Florida State (Feb 27, 2024)

Wild pitches: 2 - at Florida State (Feb 27, 2024)
Hit batters: 3 - vs Indiana State (Feb 19, 2024)

2024 South Florida Baseball
Season Game Highs for South Florida (as of Feb 28, 2024)
(All games)

INDIVIDUAL GAME HIGHS

Batting

At bats:	5	-	BOSER, Bobby vs Marist (Feb 25, 2024)
Runs scored:	3	-	BRUTCHER, Drew vs Marist (Feb 23, 2024)
	3	-	BETANCOURT, Rafael vs Marist (Feb 23, 2024)
	3	-	SNOW, Eric vs Marist (Feb 23, 2024)
Hits:	4	-	BETANCOURT, Rafael vs Marist (Feb 23, 2024)
RBI:	7	-	BETANCOURT, Rafael vs Marist (Feb 23, 2024)
Doubles:	2	-	MAYO, Jackson vs Marist (Feb 24, 2024)
Triples:	1	-	ROZENBLUM, Ben vs Marist (Feb 23, 2024)
	1	-	ROZENBLUM, Ben vs Marist (Feb 25, 2024)
Home runs:	1	-	(6 times)
Total bases:	7	-	BETANCOURT, Rafael vs Marist (Feb 23, 2024)
Walks:	3	-	BRUTCHER, Drew vs Marist (Feb 25, 2024)
Strikeouts:	4	-	MONQUE, Joaquin vs UConn (Feb 16, 2024)
	4	-	MAYO, Jackson vs UConn (Feb 16, 2024)
Sac hits:	1	-	MONQUE, Joaquin vs Marist (Feb 24, 2024)
Sac flies:	1	-	BOSER, Bobby vs Marist (Feb 23, 2024)
	1	-	MONQUE, Joaquin vs Marist (Feb 24, 2024)
	1	-	ROZENBLUM, Ben vs Marist (Feb 25, 2024)
Stolen bases:	2	-	MAYO, Jackson vs Marist (Feb 23, 2024)
	2	-	MONTES, John vs Marist (Feb 25, 2024)
Hit by pitch:	2	-	BETANCOURT, Rafael vs Marist (Feb 24, 2024)
Caught stealing:	1	-	MONTES, John vs UConn (Feb 16, 2024)
	1	-	ROSE, Matt vs Marist (Feb 23, 2024)
	1	-	BETANCOURT, Rafael vs Marist (Feb 24, 2024)
Runners LOB:	3	-	(7 times)

Fielding

Putouts:	11	-	MONTES, John vs UConn (Feb 16, 2024)
	11	-	MONQUE, Joaquin vs Indiana State (Feb 19, 2024)
Assists:	6	-	SNOW, Eric vs Marist (Feb 24, 2024)
Errors:	1	-	(4 times)
Passed balls:	1	-	ROZENBLUM, Ben vs Marist (Feb 24, 2024)

Pitching

Innings pitched:	5.0	-	(5 times)
Runs allowed:	5	-	LONGORIA, Adan at Florida State (Feb 27, 2024)
Earned runs:	5	-	LONGORIA, Adan at Florida State (Feb 27, 2024)
Walks allowed:	5	-	BROWN, Matt vs Marist (Feb 24, 2024)
Strikeouts:	7	-	MINK, Hunter vs UConn (Feb 16, 2024)
	7	-	CEBERT, Jack vs Indiana State (Feb 19, 2024)
Hits allowed:	4	-	CEBERT, Jack vs Indiana State (Feb 19, 2024)
Doubles allowed:	1	-	(4 times)
Triples allowed:	1	-	BROWN, Matt vs Marist (Feb 24, 2024)
	1	-	CEBERT, Jack vs Marist (Feb 25, 2024)
	1	-	VOLINI, Joey at Florida State (Feb 27, 2024)
Homers allowed:	2	-	JULA, Peyton at Florida State (Feb 27, 2024)
Wild pitches:	1	-	(4 times)
Hit batters:	2	-	MINK, Hunter vs UConn (Feb 16, 2024)

2 - CEBERT, Jack vs Indiana State (Feb 19, 2024)

2024 South Florida Baseball
 Games Summary for South Florida (as of Feb 28, 2024)
 (All games)

Score by innings	1	2	3	4	5	6	7	8	9	Total
South Florida	5	4	12	13	12	2	5	0	1	54
Opponents	6	1	4	3	1	3	4	3	0	25

Record when ...										
Overall	4-3						After 6 leading	4-0		
Conference	0-0					 trailing	0-3		
Non-Conference	4-3					 tied	0-0		
Home games	4-2						After 7 leading	0-0		
Away games	0-1					 trailing	0-3		
Neutral site	0-0					 tied	0-0		
Day games	4-2						After 8 leading	0-0		
Night games	0-1					 trailing	0-3		
vs Left starter	1-1					 tied	0-0		
vs Right starter	3-2									
1-Run games	0-1						Hit 0 home runs	1-2		
2-Run games	0-0						... 1 home run	1-1		
5+Run games	4-2						... 2+ home runs	2-0		
Extra innings	0-0									
Shutouts	1-1						Opponent 0 home runs	3-1		
						 1 home run	1-1		
Scoring 0-2 runs	0-2					 2+ HRs	0-1		
..... 3-5 runs	0-1									
..... 6-9 runs	0-0						Made 0 errors	4-0		
..... 10+ runs	4-0					 1 error	0-2		
						 2+ errors	0-1		
Opponent 0-2 runs	3-1									
..... 3-5 runs	1-1						Opp. made 0 errors	0-2		
..... 6-9 runs	0-0					 1 error	2-0		
..... 10+ runs	0-1					 2+ errors	2-1		
Scored in 1st inning	2-0						Out-hit opponent	4-1		
Opp. scored in 1st	1-1						Out-hit by opponent	0-1		
Scores first	3-0						Hits are tied	0-1		
Opp. scores first	1-3									

Record when team scores:											
Runs	0	1	2	3	4	5	6	7	8	9	10+
W-L	0-1	0-1	0-0	0-0	0-1	0-0	0-0	0-0	0-0	0-0	4-0

Record when opponent scores:											
Runs	0	1	2	3	4	5	6	7	8	9	10+
W-L	1-0	1-0	1-1	1-0	0-0	0-1	0-0	0-0	0-0	0-0	0-1

Record when leading after:								
Inn.	1	2	3	4	5	6	7	8
W-L	2-0	3-0	4-0	4-0	4-0	4-0	0-0	0-0

Record when trailing after:								
Inn.	1	2	3	4	5	6	7	8
W-L	0-1	0-2	0-3	0-3	0-3	0-3	0-3	0-3

Record when tied after:								
Inn.	1	2	3	4	5	6	7	8
W-L	2-2	1-1	0-0	0-0	0-0	0-0	0-0	0-0

Current losing streak: 1
 Longest winning streak: 4
 Longest losing streak: 2

Home attendance : 7781 (6 dates avg = 1296)
 Away attendance : 0 (1 dates avg = 0)
 Total attendance: 7781 (7 dates avg = 1111)

2024 South Florida Baseball
Miscellaneous Stats for South Florida (as of Feb 28, 2024)
(All games)

Multiple Hit Games	2	3	4	5+	Total
0 MONTES, John	4	-	-	-	4
29 MONQUE, Joaquin	3	-	-	-	3
4 MAYO, Jackson	2	1	-	-	3
8 BOSER, Bobby	2	-	-	-	2
3 SNOW, Eric	2	-	-	-	2
18 BRUTCHER, Drew	1	-	-	-	1
10 ROZENBLUM, Ben	1	-	-	-	1
5 BETANCOURT, Rafa	-	-	1	-	1
TEAM	15	1	1	0	17

Multiple RBI Games	2	3	4	5+	Total
29 MONQUE, Joaquin	3	-	-	-	3
8 BOSER, Bobby	1	-	1	-	2
10 ROZENBLUM, Ben	1	1	-	-	2
4 MAYO, Jackson	2	-	-	-	2
0 MONTES, John	1	-	-	-	1
18 BRUTCHER, Drew	1	-	-	-	1
2 ROSE, Matt	1	-	-	-	1
5 BETANCOURT, Rafa	-	-	-	1	1
TEAM	10	1	1	1	13

Hitting Streaks	Longest	Current
10 ROZENBLUM, Ben	6	6
5 BETANCOURT, Rafa	6	-
0 MONTES, John	5	5
4 MAYO, Jackson	5	-
29 MONQUE, Joaquin	5	5
18 BRUTCHER, Drew	4	1
2 ROSE, Matt	3	3
8 BOSER, Bobby	3	3
3 SNOW, Eric	3	3
1 BRODIL, Marcus	1	1

Reached Base Streaks	Longest	Current
10 ROZENBLUM, Ben	7	7
18 BRUTCHER, Drew	7	7
5 BETANCOURT, Rafa	6	-
3 SNOW, Eric	6	6
29 MONQUE, Joaquin	5	5
0 MONTES, John	5	5
4 MAYO, Jackson	5	-
8 BOSER, Bobby	3	3
2 ROSE, Matt	3	3
1 BRODIL, Marcus	3	3
50 ROSS, Jaden	1	1
17 ROBERTSON, Kohl	1	1

NCAA Statistics

South Fla. - 2023-24 Baseball Ranking Summary thru games 02/27/2024

Statistic	National Rank	Conference Rank	Value	National Leader	Value	Conference Leader	Value
Base on Balls (294 ranked)	208	9	28	South Carolina	86	Charlotte Memphis	47
Batting Average (294 ranked)	68	3	0.310	UCF	0.385	Wichita St.	0.329
Double Plays (291 ranked)	3	1	11	Michigan	13	South Fla.	11
Double Plays Per Game (291 ranked)	4	1	1.57	Merrimack Princeton	1.67 1.67	South Fla.	1.57
Doubles (292 ranked)	77	5	16	Austin Peay	32	Memphis	22
Doubles Per Game (291 ranked)	68	4	2.29	Ark.-Pine Bluff	3.75	Wichita St.	2.83
Earned Run Average (294 ranked)	38	3	3.67	Texas A&M	0.95	East Carolina	3.38
Fielding Percentage (294 ranked)	34	3	0.983	Oral Roberts	0.996	East Carolina	0.989
Hit Batters (292 ranked)	239	8	6	Lafayette Northern Colo.	29 29	Tulane	21
Hit by Pitch (290 ranked)	132	4	10	Longwood	31	Wichita St.	20
Hits (294 ranked)	141	6	67	Austin Peay	115	UTSA	89
Hits Allowed Per Nine Innings (294 ranked)	23	2	6.83	Louisiana Tech	4.64	East Carolina	5.84
Home Runs (283 ranked)	169	8	6	Duke Georgia Georgia Tech	23 23 23	Memphis	20
Home Runs Per Game (291 ranked)	173	8	0.86	Miami (FL)	3.00	Memphis	2.22
On Base Percentage (294 ranked)	87	2	0.409	Creighton	0.515	Wichita St.	0.460
Runs (294 ranked)	121	5	54	Ark.-Pine Bluff	121	Memphis	74
Sacrifice Bunts (180 ranked)	180	7	1	Western Ky.	15	Tulane	6
Sacrifice Flies (236 ranked)	120	5	3	Abilene Christian	13	Charlotte East Carolina	6 6
Scoring (294 ranked)	97	3	7.7	Ark.-Pine Bluff	15.1	Wichita St.	10.0
Shutouts (16 ranked)	16	2	1	Alabama Texas Texas A&M	3 3 3	East Carolina	2
Slugging Percentage (294 ranked)	78	3	0.486	Georgia	0.708	Wichita St.	0.525
Stolen Bases (277 ranked)	54	2	13	Wofford	38	Memphis	16
Stolen Bases Per Game (288 ranked)	50	1	1.86	Wofford	4.75	South Fla.	1.86
Strikeout-to-Walk Ratio (294 ranked)	159	7	1.74	UCF	6.56	East Carolina	3.39
Strikeouts Per Nine Innings (294 ranked)	138	4	9.0	Florida St.	15.6	East Carolina	12.3
Triple Plays (1 ranked)				Tennessee	1		
Triples (140 ranked)	70	2	2	UIW	8	UTSA	4
Triples Per Game (210 ranked)	86	2	0.29	Fairfield	1.17	UTSA	0.44
WHIP (294 ranked)	51	3	1.33	Louisiana Tech	0.81	East Carolina	1.05
WL Pct (275 ranked)	103	2	0.571	14 teams tied	1.000	East Carolina	0.625
Walks Allowed Per Nine Innings (294 ranked)	152	6	5.17	UCF	1.62	UTSA	2.84

Statistic	Player	National Conference		Value	National Leader	Value	Conference Leader	
		Rank	Rank				Value	Value
Base on Balls (97 ranked)	Drew Brutcher	27	1	10	5 players tied	14	Drew Brutcher, South Fla. Kaden Hopson, Charlotte	10
Base on Balls Per Game (140 ranked)	Drew Brutcher	19	1	1.43	Myles Smith, UC Irvine	2.00	Drew Brutcher, South Fla.	1.43
Batting Average (249 ranked)	John Montes	104	5	0.455	Joseph Eichelberger, Jackson St.	0.690	Derek Williams, Wichita St.	0.533
Complete Games (1 ranked)					13 players tied	1	J.D. McCracken, Rice	1
Doubles (58 ranked)					Damian Bravo, Texas Tech Will Butcher, Troy Logan Sutter, Purdue	8 8 8	Jacob Jenkins-Cowart, East Carolina	6
Doubles Per Game (123 ranked)					4 players tied	1.00	Derek Williams, Wichita St.	0.80
Earned Run Average (187 ranked)	Jack Cebert	87	4	0.90	61 players tied	0.00	Zach Root, East Carolina Blayze Berry, UAB	0.00 0.00
Games Started (11 ranked)	Jack Cebert Hunter Mink	11 11	1 1	2 2	10 players tied	3	31 players tied	2
Hit Batters (58 ranked)					Murphy Gienger, Northern Colo.	7	Chandler Welch, Tulane	5
Hit By Pitch Per Game (136 ranked)	Rafael Betancourt Eric Snow	136 136	6 6	0.43 0.43	Matt Masciangelo, Sacramento St.	1.12	Ryan Callahan, Wichita St.	0.67
Hit by Pitch (112 ranked)	Rafael Betancourt Eric Snow	112 112	3 3	3 3	Matt Masciangelo, Sacramento St.	9	Ryan Callahan, Wichita St. Jake Curtis, Memphis	4 4
Hits (143 ranked)					Charlie Condon, Georgia Joseph Eichelberger, Jackson St.	20 20	Carter Cunningham, East Carolina Jacob Jenkins-Cowart, East Carolina	16 16
Hits Allowed Per Nine Innings (149 ranked)					James Capellupo, UMass Lowell Mark Hindy, William & Mary Brayden Ryan, Merrimack	1.00 1.00 1.00	Jake Hunter, East Carolina	1.74
Hits Per Game (142 ranked)					Gideon Antle, Ohio	2.67	Carter Cunningham, East Carolina Jacob Jenkins-Cowart, East Carolina	2.00 2.00
Home Runs (75 ranked)					Drew Burress, Georgia Tech	9	Caleb Hill, UTSA Pierre Seals, Memphis	4 4
Home Runs Per Game (146 ranked)					Drew Burress, Georgia Tech	1.12	Jackson Linn, Tulane	0.50
On Base Percentage (149 ranked)	Drew Brutcher	142	3	0.552	Joseph Eichelberger, Jackson St.	0.750	Derek Williams, Wichita St.	0.611
Pitching Appearances (49 ranked)	Chandler Dorsey Tanner Mink	49 49	6 6	4 4	Coby Greiner, Arkansas St.	7	5 players tied	5
Runs (135 ranked)					Kole Myers, Troy	19	Caleb Hill, UTSA	13
Runs Batted In (103 ranked)					Will Butcher, Troy	24	Jacob Jenkins-Cowart, East Carolina	13
Runs Batted In Per Game (144 ranked)					Ben North , Creighton	2.80	Seth Stroh, Wichita St.	1.67
Runs Per Game (138 ranked)					Hayden Moore, Saint Louis	2.29	Ryan Callahan, Wichita St. Carter Cunningham, East Carolina	1.50 1.50
Sacrifice Bunts (120 ranked)	Joaquin Monque	120	4	1	Joey Wright, UC Davis	5	Michael Lombardi, Tulane	3
Sacrifice Bunts Per Game (127 ranked)					Joey Wright, UC Davis	0.83	Michael Lombardi, Tulane	0.43
Sacrifice Flies (132 ranked)	Bobby Boser Joaquin Monque Ben Rozenblum	132 132 132	8 8 8	1 1 1	Kyle Edwards, Old Dominion Ethan Lege, Ole Miss Dylan Nevar, Western Mich.	4 4 4	7 players tied	2
Saves (43 ranked)					Charlie Beilenson, Duke Zach Cameron, Niagara	4 4	Trey Cehajic, Tulane Tony Rossi, Charlotte	2 2
Slugging Percentage (250 ranked)	John Montes	237	8	0.727	Ben North , Creighton	1.417	Derek Williams, Wichita St.	1.000
Stolen Bases (135 ranked)	John Montes	135	2	3	Marshall Toole, Wofford	11	Ryley Johnson, East Carolina	6
Stolen Bases Per Game (109 ranked)					Marshall Toole, Wofford	1.38	Ryley Johnson, East Carolina	0.75
Strikeout-to-Walk Ratio (148 ranked)					39 players tied	0.00	Chandler Welch, Tulane	0.00
Strikeouts (110 ranked)					Owen Boerema, Kansas St.	24	Trey Yesavage, East Carolina	19
Strikeouts Per Nine Innings (149 ranked)					Tate Evans, Yale	21.00	Wyatt Lunsford-Shenkman, East Carolina	19.44
Total Bases (134 ranked)					Drew Burress, Georgia Tech	47	Jacob Jenkins-Cowart, East Carolina	31
Toughest to Strike Out (140 ranked)					19 players tied	0.0	Hector Rodriguez, UTSA	0.0
Triples (47 ranked)	Ben Rozenblum	5	1	2	4 players tied	3	Ben Rozenblum, South Fla.	2
Triples Per Game (124 ranked)	Ben Rozenblum	16	1	0.29	Patrick Clohisy, Saint Louis Ethan Conrad, Marist	0.43 0.43	Ben Rozenblum, South Fla.	0.29
Victories (119 ranked)	Logan Bevis Matt Brown Jack Cebert Hunter Mink	119 119 119 119	4 4 4 4	1 1 1 1	Zachary Cawyer, TCU Sonny Fauci, Rutgers Nico Saltaformaggio, Nicholls	3 3 3	JT Durham, Memphis Ruger Riojas, UTSA Zach Root, East Carolina	2 2 2
WHIP (150 ranked)	Jack Cebert	137	7	0.90	Carson Ballard, Georgia Tech Eli Jones, South Carolina	0.33 0.33	Zach Root, East Carolina	0.60
Walks Allowed Per Nine Innings (148 ranked)					39 players tied	0.00	Chandler Welch, Tulane	0.00