

UNIVERSITY OF HOUSTON BASKETBALL

ATHLETICS COMMUNICATIONS: 3204 Cullen Blvd. • Suite 2008 • Houston, TX • 77204 • Contact: Jeff Conrad (jconrad@central.uh.edu) O: (713) 743-9410 | C: (713) 557-3841 • UHCougars.com

#1/1 HOUSTON COUGARS (26-3 • 13-3 Big 12)

Oct. 28	UNC PEMBERKE (Exhib.)	Big 12 Now/ESPN+	W, 86-47
Nov. 6	ULM	Big 12 Now/ESPN+	W, 84-31
Nov. 11	TBASARACORPUSCHRIST	Big 12 Now/ESPN+	W, 82-50
Nov. 13	STETSON	Big 12 Now/ESPN+	W, 79-48
Shriners Children's Charleston Classic (TD Arena • Charleston, S.C.)			
Nov. 16	vs. Towson	ESPN2	W, 65-49
Nov. 17	vs. Utah	ESPN2	W, 76-66
Nov. 19	vs. Dayton	ESPN	W, 69-55
Nov. 24	MONTANA	Big 12 Now/ESPN+	W, 79-44

BIG EAST-Big 12 Battle

Dec. 1	at Xavier	FS1	W, 66-60
Dec. 6	RICE	Big 12 Now/ESPN+	W, 75-39
Dec. 9	JACKSON STATE	Big 12 Now/ESPN+	W, 89-55

The Halal Guys Showcase (Toyota Center • Houston)

Dec. 16	vs. #rv/rv Texas A&M	ESPN2	W, 70-66
Dec. 21	TEXAS STATE	Big 12 Now/ESPN+	W, 72-37
Dec. 30	PENN	Big 12 Now/ESPN+	W, 81-42

Jan. 6	* WEST VIRGINIA	Big 12 Now/ESPN+	W, 89-55
Jan. 9	* at rv/rv Iowa State	ESPN2	L, 53-57
Jan. 13	* at rv/rv TCU	ESPN	L, 67-68

Jan. 17	* 25/25 TEXAS TECH	ESPN	W, 77-54
Jan. 20	* UCF	Big 12 Now/ESPN+	W, 57-42
Jan. 23	* at #21/19 BYU	Big 12 Now/ESPN+	W, 75-68

Jan. 27	* rv/rv KANSAS STATE	ESPN	W, 74-52
Jan. 29	* at rv/rv Texas	ESPN	W, 76-72 (OT)

Feb. 3	* at #8/9 Kansas	ESPN	L, 65-78
Feb. 6	* OKLAHOMA STATE	ESPN2	W, 79-63
Feb. 10	* at Cincinnati	ESPN2	W, 67-62

Feb. 17	* rv/- TEXAS	CBS	W, 82-61
Feb. 19	* #6/6 IOWA STATE	ESPN	W, 73-65
Feb. 24	* at #11/11 Baylor	CBS	W, 82-76 (OT)

Feb. 27	* CINCINNATI	ESPN2	W, 67-59
March 2	* at rv/rv Oklahoma	ESPN2	W, 87-85
March 6	* at UCF	Big 12 Now/ESPN+	6 p.m.

Senior Day	March 9	* #14/15 KANSAS	ESPN	3 p.m.
Phillips 66 Big 12 Championship (T-Mobile Center • Kansas City, Mo.)	March 12-16	vs. TBA	TBA	TBA

NCAA Tournament First/Second Rounds	March 21-24	vs. TBA	TBA	TBA
NCAA Tournament Regionals	March 28-31	vs. TBA	TBA	TBA

NCAA Tournament Final Four (State Farm Stadium • Phoenix)	April 6	vs. TBA	TBA	TBA
NCAA Tournament National Championship (State Farm Stadium • Phoenix)	April 6	vs. TBA	TBA	TBA

Home Games played in Fertitta Center and listed in **BOLD CAPS**
 All times are Central and subject to change
 Rankings listed as Associated Press/USA TODAY Sports Coaches'
 All games can be heard on **950 AM KPRC & Varsity Network app**

#1/1 HOUSTON COUGARS (26-3 • 13-3 Big 12) at UCF KNIGHTS (15-13 • 6-10 Big 12)



7 p.m. (EST) • Wednesday, March 6, 2024

Addition Financial Arena (10,000) • Orlando, Fla.

Big 12 Now on ESPN+

950 AM KPRC • Varsity Network app



#1/1 HOUSTON TRAVELS to UCF for WEDNESDAY SHOWDOWN in ORLANDO

- Winners of 12 of its last 13 Big 12 Conference games, #1/1 Houston meets UCF in its final regular-season road game of the regular season at 7 p.m. (EST) Wednesday, inside Addition Financial Arena in Orlando, Fla.
- The Cougars enter the final week of the regular season with a one-game lead over Iowa State with two games remaining.
- Houston enters Wednesday's game following a tough 87-75 win over rv/rv Oklahoma inside Lloyd Noble Center in Norman, Okla., on Saturday night.
- Senior guard **LJ Cryer** led the Cougars with 23 points and five 3-pointers while senior forward **J'Wan Roberts** added 20 points and five rebounds in the win. With score tied late, senior point guard **Jamal Shead** buried a short baseline jumper with 0.4 seconds left to lift the Cougars to the win.

HEADLINES and STORYLINES

- Since 2017-18, Houston ranks as the nation's second-winningest team with a 202-37 record (through March 3 games). Only Gonzaga with a 210-28 record stands higher. Houston owns the nation's highest win totals over the last 2+ (91) and 3+ seasons (119).
- With 11 assists in Tuesday's win over Cincinnati, senior point guard **Jamal Shead** moved into third in Houston career history and now has 637 assists.
- Senior point guard **Jamal Shead** is the only student-athlete in the nation to rank among the Top-20 individual leaders in assists per game (6.1, 17th), steals per game (2.3, 14th) AND assist-turnover ratio (3.11, 19th) through games of March 3.
- In the Feb. 17 win over rv/- Texas, senior point guard **Jamal Shead** became the only student-athlete in program history to record 100+ wins, 1,100+ points, 600+ assists and 200+ steals during his career. Shead moved past the 600-assist and 200-steal marks against the Longhorns.
- **Head Coach Kelvin Sampson** is in his 10th season at the head of the Cougar bench. Sampson ranks second in school history with 258 wins and is the program's career leader with a .770 winning percentage as a Cougar. Sampson celebrated the 750th win of his career in Houston's Jan. 27 home win over rv/rv Kansas State and the 1,100th game of his career in the Cougars' Feb. 6 road win at Cincinnati.
- With 26 wins in 2023-24, **Head Coach Kelvin Sampson** has led Houston to the program's school-record ninth straight 20-win season. He is the only coach in program history to lead the Cougars to five, six, seven, eight and nine straight 20-win seasons.
- Houston owns the nation's longest active streak with 82 consecutive weeks in the Associated Press Top 25 as of March 3. The Cougars claimed the top spot after Gonzaga fell out of the Jan. 15 poll.
- With Houston's win at #11/11 Baylor on Feb. 24, senior point guard **Jamal Shead**, senior forward **J'Wan Roberts** and senior guard **Ryan Elvin** enjoyed their 117th victory as Cougars together and set a school record as the winningest 4-year class in Houston history. The group has posted a 119-17 record entering Wednesday's game.

SETTING the SCENE

Television: **Big 12 Now on ESPN+**
 Drew Felliis (PXP)
 BJ Taylor (analyst)

Radio: **950 AM KPRC / Varsity Network app**
 Jeremy Branham (PXP)
 Pregame show begins at 6:45 p.m. (EST)

Series vs. UCF: Houston leads 23-11
 Second of two regular-season meetings in 2023-24
 Fertitta Center • Houston (Jan. 20, 2024)
 19th straight season teams play
 Houston won last eight, 12 of last 13
 Houston won last, 57-47
 Fertitta Center • Houston (Jan. 20, 2024)
 Houston leads 8-6 in Orlando, Fla.
 Houston won last five, six of last seven
 on UCF's home court
 Houston won last in Orlando, 82-71
 Addition Financial Arena (Jan. 25, 2023)
 Houston leads 9-6 in Orlando, Fla.
 Houston won last six, seven of last eight
 in Orlando, Fla.
 Houston won last non-UCF home game
 in Orlando, 84-56
 The American Championship Quarterfinals
 Amway Center (March 9, 2018)

Houston Head Coach: **Kelvin Sampson**
 (UNC Pembroke '78)
 Career Record: 758-347 (35th year)
 Houston Record: 258-77 (10th year)
 vs. UCF: 14-4
 (14-4 with Houston)
 vs. Johnny Dawkins: 11-2
 (11-2 with Houston)

UCF Head Coach: **Johnny Dawkins**
 (Duke '86)
 Career Record: 346-285 (20th yr.)
 UCF Record: 53-43 (3rd yr.)
 vs. Houston: 3-12
 (2-12 with UCF; 1-0 with Stanford)
 vs. Kelvin Sampson: 2-12
 (2-12 with UCF)

Up Next **Senior Day**
 * vs. #7/9 Kansas
 3 p.m. • Saturday, March 9
 Fertitta Center • Houston
 ESPN
 950 AM KPRC | Varsity Network app

X f @UHCougarMBK
#ForTheCity
#GoCoogs

THE KELVIN SAMPSON RADIO SHOW

J Bar M Barbecue • 2201 Leeland St.
 7 p.m. • Throughout Big 12 season

Head Coach **Kelvin Sampson** holds his weekly radio show inside J Bar M Barbecue (2201 Leeland St., Houston, 77003).

Hosted by **Jeremy Branham**, the show airs from 7 to 8 p.m., during the Big 12 Conference season.

Each week, Coach Sampson and Jeremy discuss the latest news about Houston Basketball, the Big 12 Conference, the NCAA and more. Student-athlete and coaching and support staff guests



Tue., Jan. 2	Mon., Feb. 12	join Coach and Jeremy on shows. Fans can tune in to 950 AM KPRC or listen via the Varsity Network app.
Wed., Jan. 10	Tue., Feb. 20	
Mon., Jan. 15	Wed., Feb. 28	Fans can participate by tweeting questions to @UHCougarMBK.
Wed., Jan. 24	Mon., March 4	
Tue., Jan. 30	Mon., March 11	
Wed., Feb. 7	Mon., March 18	

HOUSTON COUGARS at a GLANCE (starters based on last game)

PROBABLE STARTERS	Pos.	Ht.	Wt.	Cl.-Exp.	Hometown	G-GS	PPG	RPG	Other
1 Jamal Shead	G	6-1	200	* Sr.-3L	Manor, Texas	29-29	13.1	3.8	6.1 apg
4 L.J. Cryer	G	6-1	200	* Sr.-TR	Katy, Texas	29-29	15.5	2.3	3.0 3FG/g
21 Emanuel Sharp	G	6-3	205	r-Sr.-1L	Tampa, Fla.	29-25	12.7	3.8	85.5 FT%
13 J'Wan Roberts	F	6-7	235	* r-Sr.-3L	St. Thomas, U.S. Virgin Islands	28-28	9.9	6.9	2.8 orgp
5 Ja'Vier Francis	F	6-8	240	Jr.-2L	New Orleans, La.	29-29	5.8	5.2	1.5 bpg

RESERVES	Pos.	Ht.	Wt.	Cl.-Exp.	Hometown	G-GS	PPG	RPG	Other
11 Damian Dunn	G	6-5	205	* r-Sr.-TR	Kinston, N.C.	29-4	6.2	2.1	0.8 spg
8 Mylik Wilson	G	6-2	175	* r-Sr.-RS	Rayville, La.	28-0	4.1	3.0	0.9 spg
2 Cedric Lath	G	6-9	265	r-Fr.-RS	Abidjan, Ivory Coast	17-0	0.2	0.5	0.4 orgp
20 Ryan Elvin	G	6-1	170	* Sr.-SQ	Round Rock, Texas	15-0	0.4	0.1	0.1 apg
25 Joseph Tugler	F	6-7	230	Fr.-HS	Houston, Texas	28-1	3.8	4.1	55.1 FG%
3 Ramon Walker Jr.	G	6-4	210	Jr.-2L	Pearland, Texas	24-0	2.0	3.0	1.1 orgp
23 Terrance Arceneaux	G	6-5	205	So.-1L	Beaumont, Texas	11-0	5.5	4.5	0.9 spg
12 Jacob McFarland	C	6-10	210	Fr.-HS	Moreno Valley, Calif.	Has not played	-	-	Expected to redshirt
15 Kordelius Jefferson	G	6-1	200	Fr.-HS	Arlington, Texas	Has not played	-	-	Expected to redshirt

* - eligible for extra COVID year following senior season

QUICK FACTS

GENERAL INFORMATION

Location:	Houston, Texas
Founded:	1927
Enrollment:	46,700
Nickname:	Cougars
Colors:	Scarlet (PMS 186) and White
Arena (capacity):	Fertitta Center (7,035)
Court Name:	Penick Court
Affiliation:	NCAA Division I
Conference:	Big 12
President/Chancellor:	Dr. Renu Khator
Vice President for Athletics:	Chris Pezman
NCAA Faculty Representative:	Dr. Catherine Horn
Department of Athletics Phone:	(713) 743-9969
Athletics Ticket Office Phone:	(713) GO-COUGS (462-6647)

COACHING STAFF

Head Coach:	Kelvin Sampson (UNC Pembroke '78)
Record at Houston:	258-77 (10th yr.)
Career Record:	758-347 (35th yr.)
Assistant Coaches:	Kellen Sampson, Quannas White, K.C. Beard

SUPPORT STAFF

Special Assistant to the Head Coach:	Hollis Price
Director of Operations & Basketball Strategy:	Bobby Champagne
Director of Operations:	Lauren Sampson
Director of Player Development:	Anthony Goldwire
Video Coordinator:	Matthew McDonald
Associate AD for Sports Medicine:	John Houston
Director of Sports Performance:	Alan Bishop
Director of Program Strategy & Player Relations:	Bilal Batley
Associate Director of Operations:	Daniel Hixon
Assistant Director of Sports Performance:	Bryan Clarke
Internal Operations:	Kellen Hutchinson, Miles Lester
Student Managers:	Jonathan Loredo, Matthew Criswell, Carson Calhoun, Blaise Dupre, Ben Still, Ciarra Merchant, Cameron Simmons, Daniela Perdomo, Trey Hill, Jesiah James, Jesiah James, Edward Johnson, Henry Kolassa, Kendal White

TEAM INFORMATION

2022-23 Record:	33-4
2022-23 American Finish:	17-1 (Champions)
2022-23 American Championship Finish:	2-1 (Finalist)
Starters Returning/Lost:	2/3
Lettermen Returning/Lost:	6/4
Newcomers:	4
Returning Scoring:	46.3% (1,283 of 2,770 pts.)
Returning Rebounding:	56.8% (819 of 1,441 rebs.)
Returning Assists:	53.1% (289 of 544 asts.)

FERTITTA CENTER

Capacity:	7,035
Record:	92-6 (.939)
Current Streak:	Win, 21 games (since Jan. 28, 2023)
First Game:	W, 65-61, vs. #18/21 Oregon (Dec. 1, 2018)
Attendance:	613,572 (6,261 avg.)
Renovation Cost:	\$60 million
Architects:	PGAL and AECOM
Project Manager:	Turner Construction

HISTORY

First Season:	1946
All-Time Record:	1,429-880 (.619)
NCAA Tournament Appearances / Last:	24 / 2023
Postseason Record:	43-42 (.506)
National Championship Appearances:	2 (1984, 1983)
Final Four Appearances:	6 (2021, 1984, 1983, 1982, 1968, 1967)
Elite Eight Appearances:	7 (2022, 2021, 1984, 1983, 1982, 1968, 1967)
Sweet 16 Appearances:	15 (2023, 2022, 2021, 2019, 1983, 1983, 1982, 1971, 1970, 1968, 1967, 1966, 1965, 1961, 1956)
Last NCAA Appearance:	2023 NCAA Tournament (lost to #16/15 (5) Miami (Fla.), Sweet 16, 89-75 (March 24, 2023))
Conference Regular-Season Championships / Last:	11 (2022-23)
Conference Tournament Championships / Last:	8 (2022)
NIT Appearances:	11 (2017, 2016, 2006, 2005, 2002, 1993, 1991, 1988, 1985, 1977, 1962)
Last NIT Appearance:	2017 (lost to Akron, First Round)

ATHLETICS COMMUNICATIONS

Assistant AD / Primary Basketball Contact:	Jeff Conrad
Office / Cell Phone:	(713) 743-9410 / (713) 557-3841
Email:	jaconrad@central.uh.edu

2023-24 HOUSTON COUGARS

No.	Name	Pos.	Ht.	Wt.	Cl.-Exp.	Hometown-High School (Last School)
1	Jamal Shead	G	6-1	200	* Sr.-3L	Manor, Texas-Manor
2	Cedric Lath	C	6-9	265	r-Fr.-RS	Abidjan, Ivory Coast-Balboa School [San Diego, Calif.]
3	Ramon Walker Jr.	G	6-4	210	Jr.-2L	Pearland, Texas-Shadow Creek
4	L.J. Cryer	G	6-1	200	* Sr.-TR	Katy, Texas-Morton Ranch (Baylor)
5	Ja'Vier Francis	F	6-8	240	Jr.-2L	New Orleans, La.-Montverde Academy [Fla.]
8	Mylik Wilson	G	6-2	175	* r-Sr.-RS	Rayville, La.-Rayville (Texas Tech/Louisiana)
11	Damian Dunn	G	6-5	205	* r-Sr.-TR	Kinston, N.C.-Meadowcreek [Ga.] (Temple)
12	Jacob McFarland	C	6-10	210	Fr.-HS	Moreno Valley, Calif.-Rancho Verde
13	J'Wan Roberts	F	6-7	235	* r-Sr.-3L	St. Thomas, U.S. Virgin Islands-Shoemaker [Killeen, Texas]
15	Kordelius Jefferson	G	6-1	200	Fr.-HS	Arlington, Texas-James Martin
20	Ryan Elvin	G	6-1	170	* Sr.-SQ	Round Rock, Texas-Cedar Ridge
21	Emanuel Sharp	G	6-3	205	r-So.-1L	Tampa, Fla.-Bishop McLaughlin Catholic School
23	Terrance Arceneaux	G	6-5	205	So.-1L	Beaumont, Texas-Beaumont United
25	Joseph Tugler	F	6-7	230	Fr.-HS	Houston, Texas-Cypress Falls

* - eligible for extra year due to COVID-19 pandemic

COACHING STAFF

Head Coach:	Kelvin Sampson (UNC Pembroke '78), 10th season
Assistant Coach:	Kellen Sampson (Oklahoma '07), 10th season
Associate Head Coach:	Quannas White (Oklahoma '06), 6th season
Assistant Coach:	K.C. Beard (Boise State '08), 2nd season as asst. coach (10th season overall)


SUPPORT STAFF

Special Assistant to the Head Coach:	Hollis Price (Oklahoma '11), 10th season (overall)
Director of Operations & Basketball Strategy:	Bobby Champagne (South Alabama '90)
Director of Operations:	Lauren Sampson (Oklahoma '04)
Director of Player Development:	Anthony Goldwire (Houston '20)
Video Coordinator:	Matthew McDonald (Houston '19)
Associate AD for Sports Medicine:	John Houston (Texas Tech '91)
Director of Sports Performance:	Alan Bishop (Utah State '09)
Director of Program Strategy & Player Relations:	Bilal Batley (Oklahoma '07)
Associate Director of Operations:	Daniel Hixon (Houston '19)
Assistant Director of Sports Performance:	Bryan Clarke (Texas Southern '19)
Internal Operations:	Kellen Hutchinson (Houston '23), Miles Lester (Wake Forest '22)
Student Managers:	Jonathan Loredo , Matthew Criswell, Carson Calhoun, Blaise Dupre, Ben Still, Ciarra Merchant, Cameron Simmons, Daniela Perdomo, Trey Hill, Jesiah James, Edward Johnson, Henry Kolassa, Kendal White

PRONUNCIATION GUIDE

Names	
TERRANCE ARCEAUX	Tair-Ents Ar-Suh-No
Bobby CHAMPAGNE	Sham-Pain
L.J. CRYER	Cry-er
DAMIAN Dunn	Day-Me-Un Done
Ja'VIER Francis	Jay-Vee-Ur
KORDELIUS Jefferson	Kor-Dell-E-Us
CEDRIC LATH	Said-Rick Lot
Jacob McFARLAND	Mick-Far-Land
J'WAN Roberts	Juh-Wahn
EMANUEL Sharp	E-Man-You-Ell
JAMAL SHEAD	Juh-Mall Shed
Joseph TUGLER	Tug-Lur
QUANNAS White	Kwah-Nus
MYLIK Wilson	Muh-LeeK

Hometowns	
ABIDJAN, Ivory Coast	Ah-Buh-Jahn
BEAUMONT, Texas	Bo-Mont
MANOR, Texas	May-Nor
MORENO Valley, Calif.	More-A-No
PEARLAND, Texas	Pair-Land



HOUSTON x JORDAN BRAND

• In April 2018, the Cougars became the seventh school to be selected to join the Jordan Brand family.
 • Houston is one of 12 schools to wear the Jumpman logo, joining North Carolina, Michigan, Oklahoma, Florida, Georgetown, Marquette, San Diego State, UCLA, Morehouse, Howard and Cincinnati.
 • In December 2020, Houston Women's Basketball joined the Jumpman roster.

UP NEXT

• Following Wednesday's game, the Cougars close their regular season and celebrate Senior Day when they play host to #9/10 Kansas inside Fertitta Center on Saturday, March 9. That game will air on ESPN.
 • Guards **LJ Cryer, Jamal Shead, Damian Dunn, Mylik Wilson** and senior forward **J'Wan Roberts** will be recognized. **Pregame Senior Day activities begin at 2:30 p.m., Saturday.**
 • From there, the Cougars will compete in their first Phillips 66 Big 12 Championship. That journey begins in the Quarterfinals on Thursday, March 14, inside T-Mobile Center in Kansas City, Mo.
 • Houston's seeding as well as its Quarterfinal opponent, game time and broadcasting network will be finalized with the completion of the regular season
 • All Houston Men's Basketball games can be heard on 950 AM KPRC and the Varsity Network app.



HOUSTON JOINS BIG 12

• The University of Houston Athletics Department officially entered a new era when it joined the Big 12 Conference on July 1, 2023.
 • Cougars joined with BYU, Cincinnati and UCF to become part of the league... Will compete against Big 12 members Baylor, Iowa State, Kansas, Kansas State, Oklahoma State, TCU, Texas Tech and West Virginia.
 • On Sept. 9, 2021, the University of Houston accepted an invitation to join the league.

TEAM COMPARISON

Category	UH	UCF
Associated Press (as of March 4)	#1	---
USATODAY Sports Coaches (as of March 4)	#1	---
NET ranking (through March 3)	#1	#65
KenPom (through March 3)	1st (+31.83)	65th (+12.24)
Offensive Efficiency	13th (121.1)	178th (106.2)
Defensive Efficiency	1st (89.3)	10th (94.6)
ESPN BPI (through March 3)	1st (22.5)	57th (8.6)
Overall Record	26-3	15-13
Big 12 Record	13-3 (1st)	6-10 (t-11th)
Points	74.4	71.5
Opp. Points	57.2	66.6
Scoring Margin	+17.2	+4.8
Rebounds	38.2	37.8
Opp. Rebounds	33.3	34.6
Rebounding Margin	+4.9	+3.2
Field Goal Pct.	43.8	41.8
Opp. Field Goal Pct.	38.3	40.7
3-Point Pct.	34.8	31.0
Opp. 3-Point Pct.	30.7	32.5
3-Point FG per game	7.6	6.8
Free Throw Pct.	69.1	70.4
Opp. Free Throw Pct.	66.3	73.5
Free Throws Made per Game	13.2	15.4
Personal Fouls	18.0	18.1
Assists	13.1	11.6
Turnovers	8.6	12.7
Turnovers Forced	16.0	14.6
Turnover Margin	+7.4	+1.9
Assist/Turnover Ratio	1.5	0.9
Blocked Shots	4.8	5.1
Steals	10.3	8.9

NET NOTES

• Through games of March 3, Houston stood at #1 in the NET rankings released by the NCAA. UCF was at #65 in the rankings.
 • Ranking system relies on game results, strength of schedule, game location, scoring margin, net offensive and defensive efficiency and qualities of wins and losses.
 • Using the quadrant system, the quality of wins and losses will be organized based on game location and the opponent's NET ranking.
 - **Quadrant 1: Home** 1-30 | **Neutral** 1-50 | **Away** 1-75
 - **Quadrant 2: Home** 31-75 | **Neutral** 51-100 | **Away** 76-135
 - **Quadrant 3: Home** 76-160 | **Neutral** 101-200 | **Away** 135-240
 - **Quadrant 4: Home** 161-353 | **Neutral** 201-353 | **Away** 241-353
 • Replaced RPI as primary sorting tool for evaluating teams.
 • Approved in July 2019 after consultation with Division I Men's Basketball Committee, National Association of Basketball Coaches, top basketball analytics and Google Cloud Professional Services.

NCAA NET NOTES
through games of March 3, 2024

Rk.	Q1 Wins	School	Q1 Record	Q2 Record	Q1+Q2 Record
t1.	10	Houston	10-3	5-0	15-3
t1.	10	UConn	10-3	5-0	15-3
		Purdue	10-3	6-0	16-3
t4.	8	Arizona	8-3	5-2	13-5
		Marquette	8-6	4-1	12-7
t6.	7	Creighton	7-6	7-2	14-8
		Kansas	7-7	5-0	12-7
		Baylor	7-7	5-1	12-8
t9.	6	Washington State	6-3	3-3	9-6
		North Carolina	6-4	6-2	12-6
		Iowa State	6-4	6-2	12-6
		Tennessee	6-5	6-1	12-6
		BYU	6-6	4-2	10-6
		Wisconsin	6-7	6-4	12-11
t15.	5	Duke	5-3	5-3	10-6
		Clemson	5-4	5-3	10-7
		Boise State	5-4	3-3	8-7
		Illinois	5-5	5-2	10-7
		Nevada	5-5	2-0	7-5
		Northwestern	5-5	5-3	10-8
		Kentucky	5-5	2-2	7-7
		Colorado State	5-6	3-2	8-8
		Seton Hall	5-7	3-3	8-10
		Texas A&M	5-6	4-3	9-9
		Texas	5-7	2-2	7-9
		Providence	5-8	2-3	7-11
		St. John's	5-9	4-2	9-11
t28.	4	11 schools tied at			

KENPOM.COM TOP 20 in BOTH OFFENSIVE & DEFENSIVE EFFICIENCIES
through games of March 3, 2024

School	OFF.	Rk.	DEF.	Rk.
Houston	121.1	13th	89.3	1st
Arizona	123.9	6th	95.8	14th
UConn	126.6	4th	96.2	17th
Auburn	120.8	14th	93.3	5th
Tennessee	119.4	17th	91.6	3rd
Duke	122.7	8th	97.0	20th
Marquette	119.2	19th	96.2	18th

KELVIN SAMPSON vs. UCF (14-4)

Houston 14-4

7-2 Home • 6-2 Road • 1-0 Neutral

with Houston

Jan. 20, 2024	W	57-42	Fertitta Center
Jan. 25, 2023	W	81-72	Orlando
Dec. 31, 2022	W	71-65	Fertitta Center
Feb. 17, 2022	W	70-52	Fertitta Center
Jan. 29, 2022	W	63-49	Orlando
Jan. 17, 2021	W	75-58	Fertitta Center
Dec. 26, 2021	W	63-54	Orlando
Jan. 3, 2020	W	78-63	Fertitta Center
March 2, 2019	L	64-69	Fertitta Center
Feb. 7, 2019	W	77-68	Orlando
American Athletic Conference Championship			
March 9, 2018	W	84-56	Orlando (Armway Center)
Feb. 3, 2018	W	69-65	Orlando
Feb. 1, 2017	W	82-64	Hofheinz Pavilion
Jan. 14, 2017	L	70-77	Orlando
Feb. 24, 2016	W	88-61	Orlando
Feb. 13, 2016	W	82-58	Hofheinz Pavilion
Feb. 15, 2015	L	54-56	Orlando
Jan. 6, 2015	L	78-79 (OT)	Hofheinz Pavilion

KELVIN SAMPSON vs. JOHNNY DAWKINS (12-2)

Houston 12-2

6-1 Home • 5-1 Road • 1-0 Neutral

Sampson (Houston) v. Dawkins (UCF)

Jan. 20, 2024	W	57-42	Fertitta Center
Jan. 25, 2023	W	81-72	Orlando
Dec. 31, 2022	W	71-65	Fertitta Center
Feb. 17, 2022	W	70-52	Fertitta Center
Jan. 29, 2022	W	63-49	Orlando
Jan. 17, 2021	W	75-58	Fertitta Center
Dec. 26, 2021	W	63-54	Orlando
Jan. 3, 2020	W	78-63	Fertitta Center
March 2, 2019	L	64-69	Fertitta Center
Feb. 7, 2019	W	77-68	Orlando
American Athletic Conference Championship			
March 9, 2018	W	84-56	Orlando (Armway Center)
Feb. 3, 2018	W	69-65	Orlando
Feb. 1, 2017	W	82-64	Hofheinz Pavilion
Jan. 14, 2017	L	70-77	Orlando

WITH A WIN...

- Houston moves to 27-3 overall in 2023-24. The Cougars also improve to 14-3 in the Big 12, tying for the sixth most conference single-season wins in school history.
- Houston clinches a share of the Big 12 regular-season title in its first year in the league. It would be the 12 regular-season conference title in school history and the fifth in the last six years under **Head Coach Kelvin Sampson**.
- The Cougars move to 1,430-880 in their history in school history.
- Houston records the 11th 27-win season in school history and the sixth under **Head Coach Kelvin Sampson**.
- Houston improves to 349-76 when competing as a ranked team.
- Houston improves to 24-11 against UCF in the series history and wins its ninth straight game against the Knights.
- The Cougars move to 9-6 against UCF in road games in Orlando, Fla.
- Houston as a ranked (AP) team improves to 1-0 when facing UCF.
- **Head Coach Kelvin Sampson** improves to 759-347 in his career and 259-77 in his Houston tenure.
- Sampson improves to 15-4 against UCF during his career.
- Sampson moves to 13-2 against UCF Head Coach Johnny Dawkins during their careers.
- Sampson ties WKU's Ed Diddle for 21st in NCAA history with 759 wins (among coaches with 10+ years at NCAA Division I level).
- Senior point guard **Jamal Shead**, senior forward **J'Wan Roberts** and senior guard **Ryan Elvin** win their 120th game as teammates and extend their school record as the winningest four-year class in Houston history.

HOUSTON in NATIONAL POLLS

- Houston stood at #1 in both the Associated Press (1,539 points) and *USA TODAY Sports* Coaches (795) polls, as of March 4.
- The Cougars received 52 first-place votes in the latest AP poll and 28 first-place votes in the Coaches poll.
- With the March 4 rankings, Houston was ranked in the AP Top 25 for the 227th week in program history.
- With the March 4 rankings, Houston owns the nation's longest active streak of being ranked at 82 consecutive weeks. Gonzaga previously held the honor at 143 straight weeks before falling out of the Jan. 15 poll.
- This marks the second week in which Houston was ranked at #1 (AP) during the 2023-24 season.
- This marks the second straight season in which Houston was ranked #1 (AP) for at least one week, a first in program history.
- The 2023-24 Cougars join the 1967-68, 1982-83 and the 2021-22 squads as the only teams to reach #1 (AP) in program history.

Record when Ranked: With its March 2 win at rv/rv Oklahoma, Houston improved to 348-76 when playing as a ranked team in program history.

as #1: Houston is 35-5 when competing as the #1 (AP) team during its history.

- Houston is 2-0 as the #1 (AP) team this season after Saturday's 87-85 win over rv/rv Oklahoma in Norman, Okla.
- Houston has won eight of its last nine games as the #1 (AP) team. Only a 75-65 setback to Memphis in the American Athletic Conference Championship Title Game inside Dickies Arena in Fort Worth, Texas, on March 12, 2023, prevents a longer streak.

vs. UCF: Houston is 9-1 when playing as an AP ranked team against UCF during its history.

- Houston has won its last seven games when playing as an AP ranked team against UCF. Only a 69-64 loss in Fertitta Center on March 2, 2019 as the #8 (AP) team prevents a longer winning streak.

• In its most recent meeting as a ranked (AP) team against UCF, #3 Houston claimed a 57-42 win in Orlando, Fla., on Jan. 20

• Wednesday's game will be the first time Houston as the #1 (AP) team has faced UCF.

in Top 10: With the March 4, rankings, the Cougars have appeared in the AP Top 10 for 37 consecutive weeks.

• That total set a record for the longest streak in the AP Top 10 in Houston history. It moved past the previous high of 33 consecutive weeks by the 1966-69 teams.

Weekly Streaks: With the March 4 rankings, the Cougars extended their school record with their 82nd consecutive week ranked among the AP Top 25. The previous mark was 35 straight weeks in the poll from 1967 to 1969.

• The Cougars have appeared in every AP Top 25 poll since Jan. 20, 2020 and own the nation's longest active streak.

• Houston has appeared in the Coaches poll for 71 consecutive weeks, dating back to March 2, 2020.

• The Jan. 13, 2020, polls were the last time Houston did not appear in either the AP or Coaches Top 25 polls.

Season Streaks: This is the seventh straight season Houston was ranked for at least one week.

• The Cougars have been ranked in both final national polls in each of the last six seasons, a first in program history.

Preseason: This was the fourth straight season in which the Cougars were ranked in both national preseason polls.

• That is the longest streak since the Cougars were ranked in the AP preseason poll for eight consecutive seasons from 1966 to 1974.

HOUSTON'S RECORD ...

Category	2023-24 Record	Pct.	Sampson Era Record	Pct.
All Games	26-3	.897	258-77	.770
Conference Games	13-3	.813	130-47	.734
Big 12 Games	13-3	.813	13-3	.813
American Games	---	---	117-44	.727
Non-Conference Games	13-0	1.000	128-30	.810
Postseason Games	0-0	.000	24-13	.649
Home Games	16-0	1.000	149-22	.871
Away Games	6-3	.667	64-41	.610
Neutral Site Games	4-0	1.000	44-14	.759
vs. Ranked Opponents	4-1	.800	19-18	.514
vs. Unranked Opponents	22-2	.917	239-59	.802
Winning Opening Tip	19-2	.905	162-33	.831
Opp. Wins Opening Tip	7-1	.875	95-44	.683
Scoring First	19-1	.950	173-27	.865
Opp. Scores First	7-2	.778	85-51	.625
Leading at Halftime	25-1	.962	223-28	.888
Trailing at Halftime	1-2	.333	33-46	.418
Tied at Halftime	0-0	.000	2-3	.400
Leading With 5:00 Remaining	26-0	1.000	242-16	.938
Trailing With 5:00 Remaining	0-3	.000	11-58	.159
Tied With 5:00 Remaining	0-0	.000	5-3	.625
in Overtime	1-0	1.000	6-5	.545
Shooting 40+ Percent	22-1	.957	216-32	.871
Shooting 35-39.99 Percent	2-2	.500	31-29	.517
Shooting <35 Percent	2-0	1.000	11-16	.407
Opp. Shoots 40+ Percent	10-2	.833	83-68	.550
Opp. Shoots 35-39.99 Percent	7-1	.875	79-5	.940
Opp. Shoots <35 Percent	9-0	1.000	96-4	.960
More 3-Pointers than Opp.	16-2	.889	169-36	.825
Fewer 3-Pointers than Opp.	7-1	.875	64-34	.653
Equal 3-Pointers as Opp.	3-0	1.000	25-7	.781
More Free Throws than Opp.	13-0	1.000	132-15	.898
Fewer Free Throws than Opp.	12-3	.800	113-61	.649
Equal Free Throws as Opp.	1-0	1.000	13-1	.929
More Rebounds than Opp.	19-2	.905	209-33	.864
Fewer Rebounds than Opp.	5-1	.800	43-40	.518
Equal Rebounds as Opp.	1-0	1.000	6-4	.600
More Assists than Opp.	18-0	1.000	197-22	.900
Fewer Assists than Opp.	8-3	.727	47-49	.490
Equal Assists than Opp.	0-0	.000	14-6	.700
More Turnovers than Opp.	0-1	.000	67-32	.677
Fewer Turnovers than Opp.	24-2	.923	176-41	.811
Equal Turnovers than Opp.	2-0	1.000	15-4	.789
Scoring 100+ Pts.	0-0	.000	10-0	1.000
Scoring 90-99 Pts.	0-0	.000	20-0	1.000
Scoring 80-89 Pts.	8-0	1.000	66-4	.943
Scoring 70-79 Pts.	12-0	1.000	101-14	.878
Scoring 60-69 Pts.	5-2	.714	56-32	.636
Scoring <60 Pts.	1-1	.500	5-27	.156
Allowing 100+ Pts.	0-0	.000	0-0	.000
Allowing 90-99 Pts.	0-0	.000	3-1	.750
Allowing 80-89 Pts.	1-0	1.000	4-15	.211
Allowing 70-79 Pts.	1-1	.500	27-27	.500
Allowing 60-69 Pts.	9-1	.900	82-26	.759
Allowing <60 Pts.	15-1	.938	142-8	.947
Games Decided By 1-3 Pts.	1-1	.500	18-24	.429
Games Decided By 4-6 Pts.	5-1	.833	30-15	.667
Games Decided By 7-10 Pts.	4-0	1.000	36-15	.706
Games Decided By 11+ Pts.	16-1	.941	174-23	.883
November	7-0	1.000	47-6	.887
December	6-0	1.000	62-13	.827
January	6-2	.750	55-23	.705
February	6-1	.857	53-18	.746
March	1-0	1.000	41-16	.719
April	0-0	.000	0-1	.000
in White Houston Uniforms	13-0	1.000	124-27	.821
in White Cougars Uniforms	3-0	1.000	20-2	.909
in White Throwback Uniforms	2-0	1.000	10-1	.909
in Red Houston Uniforms	4-1	.800	46-33	.583
in Red Script Uniforms	0-0	.000	3-2	.600
in Black Houston Uniforms	1-1	.500	25-8	.758
in Black Cougars Uniforms	3-1	.750	15-3	.833
in Grey Uniforms	0-0	.000	15-1	.929



2023-24 STANDINGS
through games of March 3, 2024

TEAM	BIG 12 GAMES			ALL GAMES		
	W	L	Pct.	W	L	Pct.
Houston	13	3	.813	26	3	.897
Iowa State	12	4	.750	23	6	.793
Baylor	10	6	.625	21	8	.724
Kansas	9	7	.563	21	8	.724
BYU	9	7	.563	21	8	.724
Texas Tech	9	7	.563	20	9	.690
TCU	8	8	.500	19	10	.655
Texas	8	8	.500	19	10	.655
Oklahoma	7	9	.438	19	10	.655
Kansas State	7	9	.438	17	12	.586
UCF	6	10	.375	15	13	.536
Cincinnati	6	10	.375	17	12	.586
Oklahoma State	4	12	.250	12	17	.414
West Virginia	4	12	.250	9	20	.310

UPCOMING GAMES

Wed, March 6

- * Houston at UCF 6 p.m. **ESPN2**
- * BYU at Iowa State 7 p.m. **ESPN**
- * TCU at West Virginia 8 p.m. **ESPN2/U**

Sat., March 9

- * Kansas at Houston 3 p.m. **ESPN**
- * West Virginia at Cincinnati 1 p.m. **ESPN**
- * Oklahoma at Texas 1 p.m. **ESPN**
- * Iowa State at Kansas State 1:30 p.m. **ESPN**
- * UCF at TCU 4 p.m. **ESPN2**
- * Baylor at Texas Tech 5 p.m. **ESPN2**
- * Oklahoma State at BYU 8 p.m. **ESPN**

RECENT GAMES

Tue, March 5

- * Cincinnati at Oklahoma
- * Texas Tech at Oklahoma State
- * Kansas State at Kansas

Mon, March 4

- * Texas at Baylor

Sat., March 2

- * Houston 87, at Oklahoma 85
- * at Baylor 82, Kansas 74
- * at Texas 81, Oklahoma State 65
- * Iowa State 60, at UCF 52
- * Texas Tech 81, at West Virginia 70
- * Cincinnati 74, Kansas State 72
- * at BYU 87, TCU 75

Wed., Feb. 28

- * at Iowa State 58, Oklahoma 45
- * UCF 77, at Oklahoma State 71

Tue., Feb. 27

- * at Houston 67, Cincinnati 59
- * BYU 76, at Kansas 68
- * Texas 81, at Texas Tech 69

Mon., Feb. 26

- * at Kansas State 94, West Virginia 90 (OT)
- * Baylor 62, at TCU 54

Sat., Feb. 24

- * Houston 82, at Baylor 76 (OT)
- * at Iowa State 71, West Virginia 64
- * at Kansas State 84, BYU 74
- * at TCU 75, Cincinnati 57
- * Oklahoma 84, at Oklahoma State (82 (OT))
- * at UCF 75, Texas Tech 61
- * at Kansas 86, Texas 67

Wed., Feb. 21

- * Oklahoma State 80, at Cincinnati 76

Tue., Feb. 20

- * at West Virginia 77, UCF 67
- * at Texas Tech 82, TCU 81
- * at BYU 78, Baylor 71

Mon., Feb. 19

- * at Houston 73, Iowa State 65
- * at Texas 62, Kansas State 56

Sat., Feb. 17

- * at Houston 81, Houston 62
- * at Iowa State 82, Texas Tech 74
- * TCU 75, at Kansas State 72
- * at Oklahoma State 93, BYU 83
- * Kansas 67, at Oklahoma State 57
- * Cincinnati 76, at UCF 74
- * Baylor 94, at West Virginia 81

Tue., Feb. 13

- * Iowa State 68, at Cincinnati 59
- * at BYU 90, UCF 88
- * at Baylor 79, Oklahoma 62

Mon., Feb. 12

- * at TCU 81, West Virginia 65
- * at Texas Tech 79, Kansas 50

Sat., Feb. 10

- * Houston 67, at Cincinnati 62
- * at Iowa State 71, TCU 59
- * at Texas 94, West Virginia 58
- * at Texas Tech 66, UCF 59
- * at Kansas 64, Kansas 61
- * at Oklahoma 66, Oklahoma State 59
- * at BYU 72, Kansas State 66

Tue., Feb. 6

- * at Houston 79, Oklahoma State 63
- * Iowa State 70, at Texas 65
- * at Oklahoma 82, BYU 66
- * at Baylor 79, Texas Tech 73

Mon., Feb. 5

- * at Kansas State 75, Kansas 70 (OT)

Sat., Feb. 3

- * at Kansas 78, Houston 65
- * at Oklahoma State 75, Kansas State 72
- * Texas 77, at TCU 66
- * at UCF 74, Oklahoma 63
- * Cincinnati 75, at Texas Tech 72

30-WIN TEAMS (6)

Rk.	No.	Record	Year	Head Coach	Postseason
t1.	33	33-4	2022-23	Kelvin Sampson	NCAA Sweet 16
		33-4	2018-19	Kelvin Sampson	NCAA Sweet 16
t3.	32	32-6	2021-22	Kelvin Sampson	NCAA Elite Eight
		32-5	1983-84	Guy V. Lewis	NCAA National Runner-Up
t5.	31	31-3	1982-83	Guy V. Lewis	NCAA National Runner-Up
		31-2	1967-68	Guy V. Lewis	NCAA Final Four

20-WIN TEAMS (30)

t7.	29	29-8	1976-77	Guy V. Lewis	NIT Runner-Up
8.	28	28-4	2020-21	Kelvin Sampson	NCAA Final Four
t9.	27	27-8	2017-18	Kelvin Sampson	NCAA Second Round
		27-4	1966-67	Guy V. Lewis	NCAA Final Four
10.	26	26-3	2023-24	Kelvin Sampson	TBA
t11.	25	25-6	1991-92	Pat Foster	NCAA First Round
		25-8	1989-90	Pat Foster	NCAA First Round
		25-8	1981-82	Guy V. Lewis	NCAA Final Four
		25-8	1977-78	Guy V. Lewis	NCAA First Round
		25-5	1969-70	Guy V. Lewis	NCAA Second Round
17.	24	24-10	2007-08	Tom Penders	CBI Semifinals
t18.	23	23-8	2019-20	Kelvin Sampson	None - COVID-19
		23-4	1972-73	Guy V. Lewis	NCAA First Round
		23-6	1965-66	Guy V. Lewis	NCAA Second Round
t21.	22	22-10	2015-16	Kelvin Sampson	NIT First Round
		22-7	1970-71	Guy V. Lewis	NCAA Second Round
t23.	21	21-11	2016-17	Kelvin Sampson	NIT First Round
		21-12	2008-09	Tom Penders	CBI First Round
		21-10	2005-06	Tom Penders	NIT Second Round
		21-9	1992-93	Pat Foster	NIT First Round
		21-9	1980-81	Guy V. Lewis	NCAA First Round
		21-6	1961-62	Guy V. Lewis	NIT Quarterfinals
t29.	20	20-13	2012-13	James Dickey	CBI Quarterfinals
		20-7	1971-72	Guy V. Lewis	NCAA First Round

HOUSTON vs. RANKED TEAMS

- Houston is 4-1 against ranked opponents in 2023-24.
- In their most recent ranked encounter, the second-ranked Cougars took an 82-76 win at #11/11 Baylor in Waco, Texas, on Feb. 24.
- With that win, Houston improved to 89-186 against ranked opponents during its history.

TOP-10 MATCHUPS

- The Cougars' Feb. 19 showdown against #6/6 Iowa State was the 18th Top-10 matchup in Houston history, according to the best UH records.
- Prior to that game, the fourth-ranked Cougars' 78-65 loss at #8/9 Kansas in Lawrence, Kan., on Feb. 3 was the most recent one.
- With the win against #6/6 Iowa State, Houston proved to 11-7 in Top-10 (AP) matchups during its history.
- That Feb. 19 matchup against the Cyclones was the second Top-10 matchup in Ferritt Center history. #8/10 Alabama took a 71-65 win over #1/1 Houston inside the facility on Dec. 10, 2022.

ABOUT UCF

- UCF brings a 15-13 overall record and 6-10 Big 12 mark into Wednesday's game in Orlando, Fla.
- Through games of March 3, UCF was tied with Cincinnati for 11th in the latest league standings.
- The Knights are 11-6 in home games inside Addition Financial Arena this season.
- UCF has won two of its last three games. However, the Knights dropped their most recent contest with a 60-52 loss in Orlando, Fla., on Saturday.
- Against Iowa State, junior guard Jaylin Sellers led UCF with 13 points while fifth-year guard Shemarri Allen posted 11 points with two rebounds and two steals. Junior guard Darius Johnson totaled 10 points with two assists, four steals and a pair of rebounds.
- This season, Sellers leads UCF with 16.2 points per game. Johnson stands second on the team with 14.1 points per game but leads the Knights with 3.8 assists and 2.3 steals per contest. Fifth-year forward Ibrahim Diallo paces the team with 5.7 rebounds per game.
- Head Coach:** Johnny Dawkins is in his eighth season at UCF and his 16th year as a collegiate head coach.
- Dawkins has posted a 146-100 record with UCF and is 302-215 during his career.
- Dawkins previously built a 156-115 record at Stanford (2008-16).
- Dawkins has posted a 3-12 record against Houston during his career. That includes a 2-12 record and a 1-0 mark with Stanford.
- Dawkins has posted a 2-12 record against Houston Head Coach Kelvin Sampson during their careers. All 13 previous meetings have come during Sampson's Houston and Dawkins' UCF tenures.
- 1986 graduate of Duke

NATIONAL POLLS
as of March 4, 2024

2023-24 opponents in bold

Associated Press

Rk.	Team	Record	Pts.
1.	Houston (52)	26-3	1,539
2.	UConn (6)	26-3	1,462
3.	Purdue (4)	26-3	1,459
4.	Tennessee	23-6	1,364
5.	Arizona	23-6	1,252
6.	Iowa State	23-6	1,212
7.	North Carolina	23-6	1,201
8.	Marquette	22-7	1,056
9.	Duke	23-6	1,051
10.	Creighton	22-8	983
11.	Baylor	21-8	901
12.	Illinois	22-7	834
13.	Auburn	22-7	746
14.	Kansas	21-8	723
15.	Kentucky	21-8	711
16.	Alabama	20-9	592
17.	South Carolina	24-5	579
18.	Washington State	23-7	484
19.	Gonzaga	24-6	396
20.	BYU	21-8	343
21.	San Diego State	22-7	338
22.	Utah State	24-5	285
23.	Saint Mary's (Calif.)	24-7	268
24.	South Florida	22-5	154
25.	Dayton	22-6	50

Others receiving votes: Nevada 42, Texas A&M 39, Boise State 26, Texas 10, Texas Tech 10, Indiana State 9, Appalachian State 6, New Mexico 5, Florida Atlantic 4, James Madison 4, Princeton 3, Michigan State 2, Villanova 2, Colorado State 2, McNeese 2, Richmond 1.

USA TODAY Sports Coaches'

Rk.	Team	Record	Pts.
1.	Houston (28)	26-3	795
2.	UConn (3)	26-3	757
3.	Purdue (1)	26-3	745
4.	Tennessee	23-6	705
5.	Arizona	23-6	644
6.	Iowa State	23-6	629
7.	North Carolina	23-6	628
8.	Duke	23-6	541
9.	Marquette	22-7	531
10.	Creighton	22-8	487
11.	Baylor	21-8	452
12.	Illinois	22-7	423
13.	Kentucky	21-8	396
14.	Auburn	22-7	376
15.	Kansas	21-8	366
16.	South Carolina	24-5	298
17.	Alabama	20-9	289
18.	Gonzaga	24-6	215
19.	San Diego State	22-7	194
20.	Washington State	23-7	182
21.	Saint Mary's (Calif.)	24-7	175
22.	Utah State	24-5	151
23.	BYU	21-8	140
24.	South Florida	22-5	88
25.	Florida	20-9	42

Others receiving votes: Dayton 31; Texas Tech 24; Nevada 24; Boise State 16; Appalachian State 13; James Madison 10; Oklahoma 8; Northwestern 7; Indiana State 5; Clemson 5; TCU 4; Wake Forest 3; Nebraska 1.

WEEK-by-WEEK

Date	AP	Coaches
Preseason	#7 [1,117]	#6 [615]
Week 1 (Nov. 13)	#6 [1,180]	#6 [603]
Week 2 (Nov. 20)	#6 [1,191]	#6 [651]
Week 3 (Nov. 27)	#6 [1,289]	#5 [681]
Week 4 (Dec. 4)	#3 (8) [1,432]	#2 (5) [742]
Week 5 (Dec. 11)	#4 (1) [1,416]	#3 (3) [734]
Week 6 (Dec. 18)	#3 (8) [1,394]	#3 (9) [732]
Week 7 (Dec. 25)	#3 (9) [1,408]	#3 (7) [751]
Week 8 (Jan. 1)	#3 (9) [1,477]	#3 (8) [757]
Week 9 (Jan. 8)	#2 (7) [1,486]	#3 (10) [762]
Week 10 (Jan. 15)	#5 [1,236]	#5 [619]
Week 11 (Jan. 22)	#4 [1,309]	#4 [678]
Week 12 (Jan. 29)	#4 (1) [1,396]	#4 [680]
Week 13 (Feb. 5)	#5 [1,273]	#5 [662]
Week 14 (Feb. 12)	#3 [1,386]	#3 [722]
Week 15 (Feb. 19)	#2 [1,473]	#2 [764]
Week 16 (Feb. 26)	#1 (53) [1,540]	#1 (25) [791]
Week 17 (March 4)	#1 (52) [1,539]	#1 (28) [795]
Week 18 (March 11)	---	---
Final (April 9)	---	---

() - First-place votes | [] Poll points

WINNINGEST NCAA DIVISION I TEAMS since 2017-18
(through games of March 3, 2024)

Rk.	School	Last 6+ Years	Last 5+ Years (Rk.)	Last 4+ Years (Rk.)	Last 3+ Years (Rk.)	Last 2+ Years (Rk.)	2023-24	2022-23	2021-22	2020-21	2019-20	2018-19	2017-18
1.	Gonzaga	210-28	178-23 (1)	145-19 (1)	114-17 (2)	83-16 (t3)	24-6	31-6	28-4	31-1	31-2	33-4	32-5
2.	Houston	202-37	175-29 (2)	142-25 (2)	119-17 (1)	91-13 (1)	26-3	33-4	32-6	28-4	23-8	33-4	27-8
3.	Kansas	189-52	158-44 (3)	132-34 (3)	104-31 (3)	83-22 (t3)	21-8	28-8	34-6	21-9	28-3	26-10	31-8
4.	Duke	181-53	152-45 (t4)	120-39 (7)	95-33 (8)	82-22 (5)	23-6	27-9	32-7	13-11	25-6	32-6	29-8
t5.	Virginia	174-51	143-48 (t10)	108-45	85-38	67-31	21-9	25-8	21-14	18-7	23-7	35-3	31-3
t5.	Purdue	174-59	144-52 (t9)	118-42 (9)	102-27 (5)	84-17 (2)	26-3	29-6	29-8	18-10	16-15	26-10	30-7
7.	San Diego State	173-54	151-43 (5)	130-30 (4)	100-28 (6)	77-23 (t6)	22-7	32-7	23-9	23-5	30-2	21-13	22-11
8.	Liberty	170-64	148-49 (6)	119-42 (8)	89-38	66-32	17-12	27-9	22-11	23-6	30-4	29-7	22-15
t9.	Belmont	168-57	144-48 (t9)	117-42 (10)	91-35 (t10)	65-31	19-12	21-11	25-8	26-4	26-7	27-6	24-9
t9.	Villanova	168-66	132-61	106-51	82-44	64-37	17-12	17-17	30-8	18-7	24-7	26-10	36-5
11.	Tennessee	167-63	140-54	110-48	93-34 (9)	75-25 (8)	23-6	25-11	27-8	18-9	17-14	31-6	26-9
t12.	Vermont	165-50	138-42	111-35	85-28	75-23 (t8)	24-6	23-11	28-6	10-5	26-7	27-7	27-8
t12.	Auburn	165-64	139-56	109-46	84-40	71-26 (t10)	22-7	21-13	28-6	13-14	25-6	30-10	26-8
t14.	Baylor	164-61	145-46 (8)	125-32 (5)	99-28 (7)	71-26	21-8	23-11	27-7	28-2	26-4	20-14	19-15
t14.	Drake	164-71	147-54 (7)	123-44 (6)	103-30 (4)	77-25 (t6)	25-6	27-8	25-11	26-5	20-14	24-10	17-17
16.	Michigan State	160-72	130-67	98-60	76-51	61-38	17-12	21-13	23-13	15-5	22-9	32-7	30-5
t17.	Kentucky	159-68	133-57	103-50	78-44	69-28	21-8	22-12	26-8	9-16	25-6	30-7	26-11
t17.	North Carolina	159-77	133-66	104-59	90-40	72-29 (t10)	23-6	20-13	29-10	18-11	14-19	29-7	26-11
t19.	South Dakota State	158-63	130-56	106-47	84-37	68-30	19-12	19-13	30-5	16-7	22-10	24-9	28-7
t19.	UNC Greensboro	158-70	131-62	102-55	79-46	58-37	21-10	20-12	17-15	21-9	23-9	29-7	27-8

SERIES HISTORY vs. UCF

- Houston holds a 23-11 lead against UCF in the series, which began during the 2005-06 season.
- Wednesday's game is the second of two regular-season meetings against UCF during the 2023-24 season. Houston claimed a 57-42 win inside Addition Financial Arena in Orlando, Fla., on Jan. 20.
- Houston has won the last eight meetings and 12 of the last 13 against the Knights. Only a 69-64 loss in Fertitta Center on March 2, 2019, prevents a longer streak.
- The series has been played at least once every year since the 2005-06 season.
- The Big 12 is the third conference in which the two schools will compete as league rivals. The teams first met as Conference USA rivals from 2005-06 through 2012-13 and then squared off as American Athletic Conference foes from 2013-14 through 2022-23.

- In the most recent meeting against UCF, Houston took a 57-42 win inside Fertitta Center in Houston on Jan. 20.

- In the first meeting against UCF, the Knights claimed a 66-56 win inside Hofheinz Pavilion in Houston on Jan. 14, 2006.

on Road: Houston holds an 8-6 lead in the series against UCF in true road games played in Orlando, Fla.

- Houston has won the last five meetings in Orlando, Fla., and six of the last seven. Only a 77-70 UCF win on Jan. 14, 2017, prevents a longer streak.

- In the most recent road encounter, Houston enjoyed an 82-71 win inside Addition Financial Arena on Jan. 25, 2023.

in Orlando: Houston holds a 9-6 lead in the series against UCF in games played in Orlando, Fla.

- In addition to an 8-6 road record on the Knights' home court, Houston took an 84-56 win inside the American Athletic Conference Championship Quarterfinals inside Amway Center in Orlando, Fla., on March 9, 2018.

2023-24 HONORS

Preseason honors listed in italics

KELVIN SAMPSON

- Werner Ladder Naismith Coach of the Year Late Season Watch List

LJ CRYER

- USBWA Oscar Robertson Trophy and All-America Watch List
- Jersey Mike's Naismith Trophy Player of the Year Midseason Watch List
- John R. Wooden Award Late Season Top 25 Watch List
- John R. Wooden Award Midseason Top 25 Watch List
- Jerry West Shooting Guard of the Year Award Top-10 Candidate
- 2023 Shriners Children's Charleston Classic Most Valuable Player
- *Wooden Award Preseason Watch List*
- *Jersey Mike's Naismith Trophy Preseason Watch List*
- *Jerry West Shooting Guard of the Year Watch List*
- *Preseason All-Big 12 Team*

J'WAN ROBERTS

- *Karl Malone Power Forward of the Year Watch List*

EMANUEL SHARP

- The Halal Guys Showcase Game Most Valuable Player

JAMAL SHEAD

- Bob Cousy Point Guard of the Year Award Finalist
- USBWA Oscar Robertson Trophy and All-America Watch List
- Jersey Mike's Naismith Trophy Player of the Year Midseason Watch List
- Naismith Defensive Player of the Year Watch List
- Bob Cousy Point Guard of the Year Award Top-10 Candidate
- 2023 Shriners Children's Charleston Classic All-Tournament Team
- Naismith Trophy Player of the Week (Feb. 26, 2024)
- Oscar Robertson National Player of the Week (Jan. 23, 2024)
- Big 12 Player of the Week (Feb. 26, 2024)
- Big 12 Player of the Week (Jan. 22, 2024)
- *Wooden Award Preseason Watch List*
- *Jersey Mike's Naismith Trophy Preseason Watch List*
- *Bob Cousy Point Guard of the Year Watch List*
- *Preseason All-Big 12 Honorable Mention*

streak.

on Road: Sampson has posted a 5-1 record in road games against Dawkins during their careers.

- Sampson's teams have won the last five true road games against Dawkins in their careers.

in Orlando: Sampson is 6-1 against Dawkins in all games

KELVIN SAMPSON vs. UCF

- Houston **Head Coach Kelvin Sampson** has posted a 14-4 record against UCF during his career.

- All 18 previous meetings have come during Sampson's Houston tenure.

- Sampson has won the last eight and 12 of the last 13 games against UCF. Only a 69-64 loss in Fertitta Center on March 2, 2019, prevents a longer streak.

- In his most recent meeting, Sampson's 2023-24 Houston team claimed a 67-52 win inside Fertitta Center on Jan. 20.

- In his first game against UCF, Sampson's 2014-15 Houston team dropped a 79-78 decision in overtime inside Hofheinz Pavilion on Jan. 6, 2015.

on Road: Sampson has posted a 6-2 record against UCF in road games during his career.

- All eight previous meetings came during his Houston career.

- In his most recent road meeting, Sampson's 2022-23 Houston squad claimed an 81-72 win inside Addition Financial Arena in Orlando on Jan. 25, 2023.

- In his first road game against UCF, Sampson's 2014-15 Houston team dropped a 56-54 decision in Orlando on Feb. 15, 2015.

KELVIN SAMPSON vs. JOHNNY DAWKINS

- Houston **Head Coach Kelvin Sampson** has posted a 12-2 record against UCF Head Coach Johnny Dawkins during their careers.

- All 14 previous meetings have come during Sampson's Houston and Dawkins' UCF tenures.

- Sampson's teams have won the last eight and 12 of the last 13 games against Dawkins. Only a 69-64 loss inside Fertitta Center on March 2, 2019, prevents a longer

played in Orlando during their careers.

- Sampson's 2017-18 Houston squad claimed an 84-56 win over UCF during the American Athletic Conference Championship Quarterfinals inside Amway Center in Orlando, Fla., on March 9, 2018.

LAST TIME vs. UCF

#5/5 Houston 57, UCF 42 • Fertitta Center • Houston • Saturday, Jan. 20, 2024
by Associated Press

- Senior guard **L.J. Cryer** scored 16 points, senior point guard **Jamal Shead** added 10 points, seven rebounds and five assists, and #5/5 Houston used a staunch defensive effort to beat UCF 57-42 inside Fertitta Center.

- Cryer scored 13 first-half points as Houston built a 28-14 halftime lead. Cryer, who finished 6-of-14 from the field Saturday, scored 18 points on 7-of-31 shooting from the field over his previous three games. The Cougars shot 34%.

- Junior forward **Ja'Vier Francis** had 10 points and six rebounds for Houston, which has won 16 straight home games. The Cougars forced 15 turnovers, which they converted into 15 points, and owned a 24-6 advantage in points in the paint.

- Marchelus Avery had 10 points and six rebounds, and Thiermo Sylla added eight points to lead UCF, which shot 16% (7 of 44), including 4 of 21 on 3-pointers.

- UCF was 3-of-21 from the field in the first half, including 0 for 15 inside the arc.

- The 16% shooting allowed by Houston was the lowest shooting percentage the Cougars have allowed since East Carolina shot 16% (8 of 50) on Jan. 22, 2022.

- Houston jumped out to a 13-2 lead on a 3-pointer by Cryer with 11:40 remaining in the first half, but the Knights responded with an 8-0 run to cut the lead to three on a 3-pointer by Sylla with 7½ minutes left in the half.

- The Cougars ended the half on a 15-4 spurt to take a 14-point lead on a layup by senior guard **Mylik Wilson**.

HOME SWEET HOME

Since 2015-16, the Cougars have posted a 138-14 (.908) record while competing in three different home venues, including a 111-6 (.949) mark in the last 6+ seasons.

Houston is 92-6 (.939) in the Fertitta Center during the facility's history

Season	Record	Venue (Record)
2023-24	16-0	Fertitta Center
2022-23	16-2	Fertitta Center
2021-22	16-1	Fertitta Center
2020-21	15-0	Fertitta Center
2019-20	14-2	Fertitta Center
2018-19	19-1	Fertitta Center (15-1) / H&PE Arena (4-0)
2017-18	15-0	H&PE Arena
2016-17	12-5	Hofheinz Pavilion (12-4) / H&PE Arena (0-1)
2015-16	15-3	Hofheinz Pavilion
Totals	138-14	Fertitta Center (92-6); H&PE Arena (19-1); Hofheinz Pavilion (27-7)

LAST TIME OUT

#1/1 Houston 87, rv/rv Oklahoma 85 • Lloyd Noble Arena • Norman, Okla. • Saturday, March 2, 2024

by Associated Press

• Senior point guard **Jamal Shead** hit a short follow shot with 0.4 seconds left, and #1/1 Houston beat Oklahoma 87-85 inside Lloyd Noble Center on Saturday night, giving Head Coach Kelvin Sampson a victory over one of his former schools.

• Shead missed a driving layup attempt but corralled the rebound and put the Cougars back ahead after Oklahoma rallied from a 15-point deficit. Sophomore guard Emanuel Sharp tipped away a desperation pass by Oklahoma's Milos Uzan as time expired.

• Senior guard **L.J. Cryer** led Houston with 23 points, making 5 of 9 3-pointers. Senior forward **J'Wan Roberts** added 20 points on 10-of-12 shooting, and Shead scored 14 points. Houston shot 56.7% from the field and Oklahoma was at 52.7%.

• Rivaldo Soares had 16 points for Oklahoma. Le'Tre Darthard had 15 points, finishing 5 of 7 from 3-point range.

• Sampson coached Oklahoma from 1994 to 2006 and ranks second in program history with 279 wins and first in winning percentage (.719). Before Saturday, he'd never coached against the Sooners, but Houston's entry into the Big 12 for this basketball season provided that opportunity.

• Sampson received a warm welcome as he entered the Lloyd Noble Arena court, with many fans applauding, cheering and standing. Just before player introductions, Sampson and his three assistants with Oklahoma ties - former players **Hollis Price**, **Quannas White** and **Kellen Sampson**, his son - were individually recognized with announcements and pictured on the video board.

• Houston made its first week this season at No. 1 a successful one, with two wins. The Cougars are a game ahead of No. 8 Iowa State in the conference standings with two games left in the regular season and remain in the conversation for the overall No. 1 seed in the NCAA Tournament. Houston has won eight of the last nine games it has played as the No. 1-ranked team and is 35-5 overall while atop the AP poll.

• Oklahoma dropped its second game of the week against a top-10 opponent, having lost 58-45 at Iowa State on Wednesday night.

• The Sooners pushed Houston to the limit. Houston led 67-52 with 12:01 left, but the Sooners methodically closed that gap and Javian McCollum's layup with 11.8 seconds left tied it at 85. It came after a hustle play by Uzan, who tracked down a rebound off a missed free throw and threw it off the leg of Sharp, allowing it to carom out of bounds.

• Godwin went 6 of 6 from the field and led Oklahoma with 17 points, missing only the one free throw in six attempts as well. He also had seven rebounds.

QUADRUPLE-DIGIT POINTS

• With a floater in the lane at the 13:15 mark of the second half at rv/rv Iowa State on Jan. 9, senior point guard **Jamal Shead** became Houston's newest member of the

WINNINGEST HOUSTON TEAMS in CONFERENCE PLAY

Rk.	Record	Season	Pct.	Conference	Head Coach
1.	17-1	2022-23	.944	American Athletic	Kelvin Sampson
t2.	16-2	2018-19	.889	American Athletic	Kelvin Sampson
	16-0	1982-83	1.000	Southwest	Guy V. Lewis
t4.	15-3	2021-22	.833	American Athletic	Kelvin Sampson
	15-1	1983-84	.938	Southwest	Guy V. Lewis
t6.	14-3	2020-21	.824	American Athletic	Kelvin Sampson
	14-4	2017-18	.778	American Athletic	Kelvin Sampson
t8.	13-3	2023-24	.800	Big 12	Kelvin Sampson
t8.	13-5	2019-20	.722	American Athletic	Kelvin Sampson
	13-3	1989-90	.813	Southwest	Pat Foster
	13-3	1976-77	.813	Southwest	Guy V. Lewis
t12.	12-6	2016-17	.667	American Athletic	Kelvin Sampson
	12-6	2015-16	.667	American Athletic	Kelvin Sampson
t14.	11-5	2007-08	.688	Conference USA	Tom Penders
	11-3	1995-96	.813	Southwest	Alvin Brooks
	11-3	1991-92	.786	Southwest	Pat Foster
	11-5	1981-82	.688	Southwest	Guy V. Lewis
	11-5	1977-78	.688	Southwest	Guy V. Lewis
	11-1	1946-47	.917	Lone Star	Alden Pasche
t20.	10-6	2006-07	.625	Conference USA	Tom Penders
	10-6	1990-91	.625	Southwest	Guy V. Lewis
	10-6	1980-81	.625	Southwest	Guy V. Lewis

• Cryer, who scored 788 points at Baylor from 2020-2023, has scored 450 with the Cougars in 2023-24 and now has 1,238 points in his combined career.

• Senior guard **Damian Dunn** scored 1,052 points at Temple from 2019-23 and now has 1,231 points in his total career after tallying 179 points with Houston.

• Senior guard **Mylik Wilson** and senior forward **J'Wan Roberts** also are closing in on the 1,000-Point Club.

• Wilson has 865 points in his career (115 points at Houston; 81 points at Texas Tech, 2021-22; 669 points at Louisiana, 2019-21) while Roberts has 815 points to date.

60 WINS in FERTITTA CENTER

• With Houston's win over #6/6 Iowa State on Feb. 19, senior point guard **Jamal Shead** and senior forward **J'Wan Roberts** became the first Cougars to compete in 60 wins inside Fertitta Center during the facility's history.

• Shead and Roberts each have a 61-3 record when playing in front of the hometown fans.

• Roberts became the first member of the Fertitta Center 50-Win Club against Montana on Nov. 24, 2023, with Shead joining against Rice on Dec. 6, 2023.

600 and BEYOND

• With his assist on senior guard **LJ Cryer's** 3-pointer midway through the second half in Houston's win over Cincinnati inside Fertitta Center on Feb. 27, senior point guard **Jamal Shead** moved into third in Houston career history.

• Entering Wednesday's game at UCF, Shead has 637 career assists.

• Shead recently moved past guard **Ken Ciolli**, who recorded 629 assists from 1975 to 1979.

• Shead moved past Houston great **Galen Robinson Jr.** into fourth in school history with his assist to Cryer on a 3-pointer at rv/rv Texas with 7:39 remaining in the first half on Jan. 29,

• Up next in the Houston records book are **Derrick Daniels**, who posted 711 assists from 1988 to 1992. **Reid Gettys** holds the Houston career record with 740 assists from 1981-85.

1,000-Point Club.

• Through games of March 3, Shead has 1,236 points to stand 28th in Houston history.

• Up next in the Houston records book are guard **Joe Hamood** (1,237 pts., 1963-66); forward **Cecil Rose** (1,244 pts., 1974-78); guard **Lanny Smith** (1,250 pts., 2003-08) and guard **Tim Moore** (1,298 pts., 1993-96).

• Shead became the first Cougar to reach that total since consensus First-Team All-American guard **Marcus Sasser** during the 2022-23 season.

• Shead is the third Cougar on the 2023-24 roster to reach 1,000 points in his career with two more well on their way.

• Senior guard **LJ Cryer** reached 1,000 points in his collegiate career with a 3-pointer at the 14:15 mark of the first half in the Dec. 30, 2023, win against Penn.

COUGARS AMONG STATISTICAL LEADERS

National rankings (through March 3, 2024)
Big 12 rankings (through March 3, 2024)
Big 12 leader in bold red

Category	Mark	Big 12 Rank	National Rank
AP (as of March 4)	#1	---	#1
USA TODAY Sports Coaches (as of March 4)	#1	---	#1
NET (through March 3)	#1	#1	#1
KenPom (through March 3)	+31.83	1st	1st
Offensive Efficiency	121.1	3rd	16th
Defensive Efficiency	89.3	1st	1st
ESPN BPI (through March 3)	22.5	1st	1st
W-L Percentage	.897	1st	2nd
Big 12 W-L Percentage	.813	1st	---
Scoring Offense	74.4	9th	157th
Scoring Defense	57.2	1st	1st
Scoring Margin	+17.2	1st	3rd
FG Pct.	43.8	11th	234th
Opp. FG Pct.	38.3	1st	3rd
3-Pt. Pct.	34.8	7th	139th
3-Pt. FGs per Game	7.6	5th	163rd
Opp. 3-Pt. Pct.	30.7	2nd	30th
FT Pct.	69.1	13th	282nd
Opp. FT Pct.	66.3	13th	---
Total Rebounds	38.2	3rd	55th
Total Rebounds Allowed	33.3	8th	---
Rebounding Margin	+4.9	4th	44th
Offensive Rebounds	14.0	1st	9th
Offensive Rebound Pct.	37.6	2nd	---
Defensive Rebounds	24.2	12th	255th
Defensive Rebound Pct.	70.6	10th	---
Assists	13.1	12th	177th
Steals	10.3	2nd	6th
Blocked Shots	4.8	2nd	32nd
Turnovers	8.6	1st	4th
Turnover Margin	+7.4	1st	1st
Turnovers Forced	16.0	2nd	12th
Assist/Turnover Ratio	1.52	3rd	30th

INDIVIDUAL

Category	Mark	Big 12 Rank	National Rank
SCORING			
LJ Cryer	15.5	8th	219th
Jamal Shead	13.1	18th	---

REBOUNDS	Mark	Big 12 Rank	National Rank
J'Wan Roberts	6.9	6th	187th

FIELD-GOAL PERCENTAGE	Mark	Big 12 Rank	National Rank
LJ Cryer	40.8	8th	334th

ASSISTS	Mark	Big 12 Rank	National Rank
Jamal Shead	6.10	3rd	19th

FREE THROW PERCENTAGE	Mark	Big 12 Rank	National Rank
Emanuel Sharp	85.5	5th	78th

STEALS	Mark	Big 12 Rank	National Rank
Jamal Shead	2.31	3rd	14th
Emanuel Sharp	1.55	t-9th	168th

3-POINT FIELD GOAL PERCENTAGE	Mark	Big 12 Rank	National Rank
LJ Cryer	38.8	5th	49th
Emanuel Sharp	35.9	8th	---

3-POINT FIELD GOALS MADE	Mark	Big 12 Rank	National Rank
LJ Cryer	3.03	1st	23rd
Emanuel Sharp	2.10	7th	216th

BLOCKED SHOTS	Mark	Big 12 Rank	National Rank
Ja'Vier Francis	1.48	4th	92nd
Joseph Tugler	1.07	11th	208th
J'Wan Roberts	0.89	14th	317th

ASSIST/TURNOVER RATIO	Mark	Big 12 Rank	National Rank
Jamal Shead	3.11	2nd	19th

OFFENSIVE REBOUNDS	Mark	Big 12 Rank	National Rank
J'Wan Roberts	2.79	2nd	80th
Ja'Vier Francis	2.10	12th	248th
Joseph Tugler	1.89	---	340th

DEFENSIVE REBOUNDS	Mark	Big 12 Rank	National Rank
J'Wan Roberts	4.14	10th	---

MINUTES PLAYED	Mark	Big 12 Rank	National Rank
LJ Cryer	32:02	---	338th

DOUBLE-DOUBLES	Mark	Big 12 Rank	National Rank
J'Wan Roberts	4	t-6th	215th
Jamal Shead	3	t-10th	295th

30-POINT GAMES			
Player	2023-24	Career	
Damian Dunn	0	3	[1-2]
Mylik Wilson	0	1	[1-0]
LJ Cryer	0	1	[0-1]

20-POINT GAMES			
Player	2023-24	Career	
LJ Cryer	10	22	[9-1] [20-2]
Damian Dunn	0	15	[9-6]
Jamal Shead	4	7	[7-0]
Mylik Wilson	0	5	[5-0]
Emanuel Sharp	5	5	[4-1] [5-4]
J'Wan Roberts	3	5	[2-1] [5-4]
Ja'Vier Francis	0	1	[1-0]

DOUBLE-FIGURE SCORING GAMES			
Player	2023-24	Career	
Jamal Shead	20	65	[18-2] [57-8]
Damian Dunn	8	61	[7-1] [36-25]
LJ Cryer	20	58	[3] [19-1] [46-12]
Mylik Wilson	4	39	[1] [4-0] [26-13]
J'Wan Roberts	14	38	[3] [12-2] [36-2]
Emanuel Sharp	20	27	[5] [18-2] [25-2]
Ja'Vier Francis	6	11	[6-0] [11-0]
Ramon Walker Jr.	0	4	[0-0] [4-0]
Terrance Arceneaux	1	4	[1-0] [4-0]
Joseph Tugler	1	1	[1-0]

DOUBLE-DOUBLES			
Player	2023-24	Career	
J'Wan Roberts	4	13	[2-2] [11-2]
Jamal Shead	3	10	[3-0] [9-1]
Ja'Vier Francis	0	3	[0-0] [3-0]

20-REBOUND GAMES			
Player	2023-24	Career	
J'Wan Roberts	0	1	[0-0] [1-0]

DOUBLE-FIGURE REBOUNDING GAMES			
Player	2023-24	Career	
J'Wan Roberts	5	21	[3-2] [18-3]
Ja'Vier Francis	0	3	[0-0] [3-0]
Terrance Arceneaux	1	1	[1-0] [1-0]
Jamal Shead	1	1	[1-0]

DOUBLE-FIGURE ASSIST GAMES			
Player	2023-24	Career	
Jamal Shead	3	13	[3-0] [12-1]

Bold - Totals | **()** - current streak | **[]** records

CONSECUTIVE GAMES/STARTS STREAKS

Player	Consecutive Games	Consecutive Starts	Career Starts
Jamal Shead	105 (105)	89 (89)	100
J'Wan Roberts	88 (16)	29 (16)	65
Emanuel Sharp	55 (55)	22 (22)	25
LJ Cryer	50 (50)	50 (50)	63
Damian Dunn	47 (47)	22	63
Ja'Vier Francis	33 (31)	29 (29)	30
Ramon Walker Jr.	33	2	2
Joseph Tugler	28	1	1
Terrance Arceneaux	22	1	1
Mylik Wilson	17 (17)	0	0
Ryan Elvin	4	0	0
Cedric Lath	4 (1)	0	0
Jacob McFarland	0	0	0
Kordelius Jefferson	0	0	0

Career highs in **bold** | () indicates current streak
 [] career total, including previous schools

ALL-TOURNAMENT TEAM TIME

- Senior guard **LJ Cryer** and senior point guard **Jamal Shead** collected honors from the Shriners Children's Charleston Classic on Nov. 16-19, 2023.
- The Cougar duo led Houston win to double-digit wins over Towson (65-49, Nov. 16), Utah (76-66, Nov. 17) and Dayton (69-55, Nov. 19).
- Cryer was named the tournament's Most Valuable Player after averaging 16.7 points, 2.7 rebounds and 2.0 assists per game while hitting 45.8 percent (11-of-24) from long range.
- Shead was named to the All-Tournament Team after averaging 13.0 points, 5.3 rebounds, 5.8 assists and 2.3 steals per contest.

MOST VALUABLE PLAYER

- With his play at the Shriners Children's Charleston Classic on Nov. 16-19, senior guard **LJ Cryer** was named the tournament's Most Valuable Player.
- The Katy, Texas, native and Morton Ranch High School product averaged 16.7 points, 2.7 rebounds and 2.0 steals per contest in wins over Towson, Utah and Dayton.

- Cryer became the ninth Cougar in school history to be named a regular-season tournament Most Outstanding/Valuable Player.
- He became the first Cougar to collect that honor since forward guard **Marcus Sasser** was named Most Outstanding Player at the 2022 Cougar Classic.
- Other Cougars who were named regular-season tournament Most Outstanding/Valuable Player include: forward **Fabian White Jr.** (2019 Hawaiian Airlines Diamond Head Classic), guard **Corey Davis Jr.** (2018 Men against Breast Cancer Cougar Cup), guard **Damyean Dotson** (2016 Gulf Coast Showcase), forward **Richard Hollis** (1987 Spindletop

Classic), center **Greg Anderson** (1986 Kactus Classic), guard **Rob Williams** (1980 Kettle Classic) and guard **Kenneth 'Juice' Williams** (1978 Bluebonnet Classic).

CAPS and GOWNS

- Two Cougars on the 2023-24 roster have already received their bachelor's degrees from the University of Houston in 2023.
- Guard **Ryan Elvin** received his bachelor's degree in sports administration while forward **J'Wan Roberts** received his earn his degree in health in Summer 2023.
- Elvin will study business in graduate school while Roberts will do post baccalaureate work at UH during the 2023-24 season.



REMEMBERING REGGIE

- The Cougars will wear #32 patches on their uniforms in 2023-24 in memory of former forward **Reggie Chaney**, who passed away in August 2023, at the age of 23.
- A three-year letterman at Houston after transferring from Arkansas, Reggie competed in more than 100 games from 2020 to 2023 with 90 wins with the Cougars.
- Reggie broke into the starting lineup in the second half of the 2020-21 season and helped lead the Cougars to the 2021 NCAA Final Four in Indianapolis for the program's first Final Four appearance since 1984.
- As a senior during the 2022-23 season, Reggie helped lead the Cougars to a 17-1 conference record on the way to the American Athletic Conference regular-season title and the NCAA Tournament Sweet 16 for the fourth straight season. For his efforts throughout the year, he was honored as the American Athletic Conference Sixth Man of the Year.
- Houston Men's Basketball will compete during the 2023-24 season in memory of this beloved Cougar, who will be deeply missed by all who knew and loved him.



LONGEST ACTIVE HOME WINNING STREAKS (through games of March 3, 2024)

Rk.	No.	School
t1.	21	Houston
t1.	21	Drake
t3.	20	San Diego State
	20	UConn
t5.	18	Samford
t6.	17	Iowa State
t7.	16	Akron
	16	Grand Canyon
	16	Purdue
t10.	15	Appalachian State
	15	Dayton
	15	McNeese
	15	Princeton
	15	Wake Forest
t15.	13	Drexel
	13	Monmouth
	13	UC Irvine
t18.	12	Nebraska
	12	South Florida
t20.	11	Florida Atlantic
	11	Norfolk State

- In addition, guard **Damian Dunn** received his degree in communications and media studies from Temple in May 2023.

LOOKING for SIX STRAIGHT

- Houston will be looking to extend its record-setting NCAA Tournament streak in 2023-24.
- Entering the 2023-24 season, the Cougars have competed in five consecutive NCAA Tournaments (2023 Sweet 16, 2022 Elite Eight, 2021 Final Four, 2019 Sweet 16, 2018 Second Round) (The 2020 Tournament was not held due to the COVID-19 pandemic).
- In a program history which features 24 NCAA Tournament berths and six NCAA Final Four appearances, Houston has never competed in six straight NCAA Tournaments.
- The Cougars have competed in 4+ straight NCAA Tournaments five times during the program's history: 2018 to present; 1981 to 1984; 1970 to 1973 and 1965 to 1968).

STAFF CHANGES

- As the Cougars compete during the 2023-24 season, fans will see changes on the bench from a year ago.

- In June 2023, **Head Coach Kelvin Sampson** signed a new contract which made him one of the nation's top paid coaches.

- Assistant Coach Kellen Sampson's** new signed contract formalized the coaching succession plan upon the elder Sampson's departure from the program with Kellen Sampson being designated head coach-in-waiting on the Houston staff.

- Quannas White** was elevated to associate head coach in mid-June 2023 after serving for the previous five seasons as assistant coach.

- K.C. Beard** will

work as assistant coach while **Hollis Price** will serve as special assistant to the head coach. Beard last served as assistant coach for the Cougars during the 2021-22 season.

NEW NUMBERS

- In June 2023, the NCAA made a rule change allowing for student-athletes to wear any number between 0 and 99... One Cougar will take advantage in 2023-24.
- Following a late number change, senior guard **Mylik Wilson** will wear #8 this season. He will become the first Cougar to wear a number higher than five since the 1956-57 season.
- According to the best UH records, during the 1956-57 season, five Cougars wore numbers with digits higher than five.
- That group included: forward **Ronnie Truitt** (#36-home, #37-away); guard **Jackie Welch** (#38-home, #39-away); forward **Russell Boone** (#48-home, #49-away); forward **Jimmy Ash** (#56-home, #57-away) and center **Ray Patoprsty** (#58-home, #59-away).
- Houston student-athletes wore two different jersey numbers, depending on home and road games, from the 1954-55 season through the 1985-86 season.
- In that system, the Cougars' road numbers were one number higher than their home uniform.

LIMITED COMPANY

- Senior point guard **Jamal Shead** has established himself as a force at both ends of the floor in 2023-24.
- This season, Shead is the only student-athlete to rank among the Top-20 national leaders in assists per game, steals per game **AND** assist-turnover ratio.
- Shead leads the Cougars, is third in the Big 12 (second among guards) and ranks 17th nationally with 6.1 assists per game.
- The Manor, Texas, native is second in the Big 12 and 14th nationally with 2.31 steals per contest.
- Shead ranks 19th in the country and second in the league with a 3.11 assist-turnover ratio.

COUGARS in the PROS



Player	Years at UH	Current Team
Quentin Grimes	2019-21	New York Knicks
Nate Hinton	2018-20	Houston Rockets
Taze Moore	2021-22	Portland Trail Blazers
Marcus Sasser	2019-23	Detroit Pistons
Jarace Walker	2022-23	Indiana Pacers



OTHER LEAGUES

Player	Years at UH	Team	League
Armoni Brooks	2016-19	Ontario Clippers	NBA G League
Josh Carlton	2021-22	Darussafaka Lassa	Basketbol Super Ligi
Corey Davis Jr.	2017-19	Basquet Girona	Liga Endesa
Devin Davis	2016-18	Scagliera Verona	Italian LBA
Damyean Dotson	2015-17	Ningbo Rockets	Chinese Basketball Association
Kyler Edwards	2021-22	Long Island Nets	NBA G League
Justin Gorham	2018-21	Rytas Vilnius	Lithuanian Basketball League
Rob Gray	2015-18	BC Prometey	Ukraine Basketball Super League
Brison Gresham	2018-21	ESSEM Le Portel	LNB Pro A
Chris Harris Jr.	2017-20	Ylli	Kosovan Superliga
DeJon Jarreau	2015-19	Memphis Hustle	NBA G League
Danrad Knowles	2013-17	L'Hospitalet	Spanish LEB Silver
Brandon Morris	2012-14	Selenge Bodonskhvatar	Mongolian MBL
Galen Robinson Jr.	2015-19	Birmingham Squadron	NBA G League
Jonathon Simmons	2011-12	Ohud Medina	Saudi Basketball League
Wes VanBeck	2014-18	Chemnitz	Basketball Bundesliga
Jarace Walker	2022-23	Indiana Mad Ants	NBA G League
Fabian White Jr.	2017-22	Metropolitans 92	LNB Pro A

FEWEST POINTS ALLOWED in HOUSTON HISTORY

Rk.	Score	Opponent	Date
1.	28-40	Oklahoma City	Jan. 26, 1948
2.	29-38	at Texas A&M	Dec. 8, 1951
t3.	31-84	ULM	Nov. 6, 2023
	31-54	Abilene Christian	Dec. 2, 1947
5.	33-57	Loyola (La.)	Dec. 2, 1949
t6.	34-68	Trinity	Feb. 8, 1947
NAIB Tournament			
	34-63	vs. High Point	March 11, 1946
8.	35-62	North Texas	Jan. 10, 1946
t9.	36-83	Northern Colorado	Nov. 7, 2022
	36-79	East Carolina	Jan. 22, 2022
	36-71	at Rice	Jan. 10, 1987
	36-58	Midwestern	Feb. 3, 1951
	36-48	Hardin-Simmons	Dec. 1, 1949

RECENT NATIONAL STATISTICS RANKINGS

**National Leader in Red
Top 10 rankings in Bold
through March 3, 2024**

WINNING PERCENTAGE

2023-24	89.7	2nd
2022-23	89.2	2nd
2021-22	84.2	6th
2020-21	87.5	4th
2019-20	74.2	33rd
2018-19	89.2	2nd
2017-18	77.1	20th
2016-17	65.6	68th

FIELD GOAL PERCENTAGE DEFENSE

2023-24	38.3	3rd
2022-23	36.6	1st
2021-22	37.1	1st
2020-21	37.8	1st
2019-20	38.3	7th
2018-19	36.8	1st
2017-18	39.4	8th
2016-17	40.8	34th

SCORING DEFENSE

2023-24	57.2	1st
2022-23	54.0	2nd
2021-22	58.8	3rd
2020-21	58.2	2nd
2019-20	61.1	11th
2018-19	61.0	7th
2017-18	64.9	18th
2016-17	64.9	30th

SCORING MARGIN

2023-24	+17.2	3rd
2022-23	+17.4	1st
2021-22	+16.1	2nd
2020-21	+17.8	2nd
2019-20	+10.2	26th
2018-19	+14.3	6th
2017-18	+11.8	13th
2016-17	+8.8	35th

3-POINT FIELD GOAL PERCENTAGE DEFENSE

2023-24	30.7	30th
2022-23	27.9	2nd
2021-22	28.8	9th
2020-21	29.0	9th
2019-20	28.6	8th
2018-19	27.9	1st
2017-18	32.3	35th
2016-17	32.9	68th

OFFENSIVE REBOUNDS PER GAME

2023-24	14.0	9th
2022-23	12.8	17th
2021-22	13.3	7th
2020-21	14.5	3rd
2019-20	14.4	3rd
2018-19	12.3	34th
2017-18	11.7	68th
2016-17	11.3	109th

200 DIMES

- Senior point guard **Jamal Shead** is well on his way to joining the Cougars' 200-assist club in a season for the third time in his award-winning career.
- Shead currently leads the Cougars and is third in the Big 12 (second among guards) with 6.1 assists per game (177 assists total).
- The Manor, Texas, native dished out a team-high 200 assists during the Cougars' run to the NCAA Tournament Sweet 16 in 2022-23 and posted 221 assists as a sophomore in 2021-22.
- A year ago, Shead joined Houston great **Reid Gettys** (1982-85) as the only Cougars with multiple 200-assist seasons during their careers.
- Gettys posted 208 assists in 1984-85, 209 assists in 1982-83 and set a school record with 309 assists during the 1983-84 season.

TRIPLE-DIGIT ASSISTS

- In addition to working toward the 200-Assist Club, senior point guard **Jamal Shead** joined another exclusive club in 2023-24.
- Shead currently leads the Cougars and is third in the Big 12 (second among guards) with 6.1 assists per game.
- Dishing out a game-high 10 assists (in addition to 29 points) in the Jan. 17 win over #25/25 Texas Tech in Fertitta Center, Shead became only the ninth player in school history with 3+ 100-assist seasons as a Cougar.
- Guards **Derrick Daniels** (1988-92) and **Galen Robinson Jr.** (2015-19) are the only Cougars with four 100-assist seasons in their careers.
- Shead joined Daniels, Robinson, **DeJon Jarreau** (2018-21), **Lanny Smith** (2004-08), **Alvin Franklin** (1983-86), **Reid Gettys** (1982-85), **Rob Williams** (1979-82) and **Ken Ciolli** (1976-79) as the only Cougars with 3+ triple-digit assist seasons.
- The Manor (pronounced May-Nor), Texas, native has dished out at least three assists in all but two games to date with eight games with 8+ assists.
- With 200 assists in 2022-23, Shead became the 20th player in Houston history to enjoy multiple 100-assist seasons during his career.

FROM the FLOOR

- Forward **J'Wan Roberts** continues to be a leader in the Cougars' frontcourt during the 2023-24 season.
- This season, the St. Thomas, U.S. Virgin Islands, native leads the Cougars and is sixth in the Big 12 with 6.9 rebounds per contest.
- Roberts has snared 6+ rebounds in all but eight games in 2023-24 with double-digit rebounding performances at rv/rv TCU (13, Jan. 13) against rv/rv Texas A&M at The Halal Guys Showcase in Toyota Center (Dec. 16), at Xavier (12, Dec. 1), vs. Utah (12, Nov. 17) and vs. Towson (11, Dec. 16).
- He recorded the Cougars' first double-double of the season with a 13-point, 12-rebound performance against Utah in the Shriners Children's Charleston Classic Semifinals on Nov. 17.
- Roberts claimed his second double-double of the season with 10 points and 11 rebounds against rv/rv Texas A&M (Dec. 16) and followed that with 20 points and 13 rebounds at rv/rv TCU (Jan. 13).
- In addition, Roberts has connected on at least 50.0 percent from the field in all but nine games in which he has played, including 83.3 percent (5-of-6) in back-to-back wins against Utah and Dayton at the Shriners Children's Charleston Classic on Nov. 17 and Nov. 19, respectively.
- In the Cougars' thrilling win at rv/rv Oklahoma on March 2, Roberts buried 10-of-12 from the field on the way to 20 points.
- In 2022-23, Roberts led Houston and the American Athletic Conference with a 61.2 percentage (146-of-352) from the floor in 2022-23.
- Roberts connected on at least 50.0 percent in all but eight games in 2022-23.
- Averaging 10.0 points and a team-best 7.7 rebounds per game, Roberts was named the American Athletic Conference Most Improved Player of the Year and earned a place on the league's All-Conference Second Team.

UNDER the BOARDS

- When the shot goes up, senior forward **J'Wan Roberts** is working to get to the ball in 2023-24.
- This season, the St. Thomas, U.S. Virgin Islands, native leads the Cougars and is sixth in the Big 12 with 6.9 rebounds per contest.
- Roberts is one of only three student-athletes to stand among the Big 12 Top-10 leaders in both offensive AND defensive rebounding.
- Roberts is second with 2.79 offensive rebounds per game and ranks 10th with 4.14 defensive boards per contest.
- Roberts joins Kansas' Hunter Dickinson (2.52, 6th; 8.17 drpg, 1st) and Texas Tech's Warren Washington (2.38 orpg, 8th; 5.04 drpg, 6th).

PLAYING SHARP in TOYOTA CENTER

- Sophomore guard **Emanuel Sharp** was named the game's Most Valuable Performance with his performance against rv/rv Texas A&M during The Halal Guys Showcase on Dec. 16.
- Sharp scored the Cougars' final five points, including a 3-pointer with 29 seconds left and the shot clock winding down to give Houston a five-point lead.
- He drained a pair of free throws with five seconds left for the final margin of victory.
- The Tampa, Fla., native led the Cougars with 21 points and five 3-pointers and added five offensive rebounds against the Aggies.

RECENT NATIONAL STATISTICS RANKINGS

**National Leader in Red
Top 10 rankings in Bold
through March 3, 2024**

KENPOM EFFICIENCY

2023-24	+31.83	1st
2022-23	+27.72	2nd
2021-22	+27.70	2nd
2020-21	+28.75	5th
2019-20	+20.39	14th
2018-19	+24.13	12th
2017-18	+20.24	18th
2016-17	+13.61	52nd

KENPOM OFFENSIVE EFFICIENCY

2023-24	121.1	13th
2022-23	118.1	11th
2021-22	116.8	10th
2020-21	118.3	7th
2019-20	112.7	22nd
2018-19	115.3	19th
2017-18	114.6	38th
2016-17	113.5	39th

KENPOM DEFENSIVE EFFICIENCY

2023-24	89.3	1st
2022-23	90.4	5th
2021-22	89.1	8th
2020-21	89.6	9th
2019-20	92.3	21st
2018-19	91.2	11th
2017-18	94.4	13th
2016-17	99.9	79th

KENPOM DEFENSIVE EFFICIENCY ALL-TIME BEST

since 1998-99 season

1.	83.1	UConn	1998-99
t2.	84.1	Texas Tech	2018-19
	84.1	Stanford	1999-00
4.	84.2	Memphis	2008-09
5.	84.4	Kentucky	2014-15
t7.	84.6	Wisconsin	1999-00
	84.6	Miami (Fla.)	1998-99
9.	84.7	Duke	1998-99
t10.	84.8	Louisville	2012-13
	84.8	Tulsa	1999-00
12.	85.0	Texas Tech	2021-22
13.	85.1	Virginia	2019-20
14.	85.2	Louisville	2008-09
15.	85.4	Arizona	2000-01
t16.	85.5	Kansas	2019-20
	85.5	Virginia	2014-15
	85.5	Louisville	2011-12
	85.5	Maryland	1998-99
t19.	85.6	Virginia	2017-18
	85.6	Iowa	2005-06
	85.6	Wisconsin	1998-99
t22.	85.7	Wisconsin	2012-13
	85.7	Kansas	2007-08
24.	85.8	Cincinnati	1998-99
25.	85.9	Michigan State	1999-00
26.	86.0	Florida	2012-13
27.	86.1	USC	2009-10
t28.	86.2	Michigan	2018-19
	86.2	Pittsburgh	2002-03
t30.	86.3	San Diego State	2021-22
	86.3	Gonzaga	2016-17
	86.3	Illinois	1998-99
t33.	86.4	Tennessee	2021-22
	86.4	Memphis	2020-21
	86.4	Arizona	2013-14
	86.4	Georgetown	2012-13
	86.4	Kansas	2002-03
	86.4	LSU	1999-00
	86.4	Oklahoma State	1999-00
t40.	86.5	Memphis	2007-08
	86.5	Stanford	1998-99
t42.	86.6	Louisville	2003-04
	86.6	Duke	2000-01
t44.	86.8	Cincinnati	2017-18
	86.8	UConn	2008-09
	86.8	Wisconsin	2007-08
	86.8	Duke	2001-02
t48.	86.9	Michigan State	2011-12
	86.9	Washington State	2004-05
	86.9	Illinois	1999-00
	86.9	Cincinnati	1999-00
	86.9	Auburn	1998-99

** 89.3 Houston 2023-24

HOUSTON'S MOST PLAYED OPPONENTS
through games of March 1, 2024

Rk.	G	Opponent	W-L	Pct.	Current Strk	First Game	Last Game
1.	92	SMU	58-34	.630	W3	1955-56	2022-23
2.	86	Texas A&M	54-32	.628	W1	1946-47	2023-24
3.	84	Rice	66-18	.786	W7	1971-72	2023-24
4.	74	TCU	48-26	.649	L1	1955-56	2023-24
5.	66	Texas	34-32	.515	W3	1949-50	2023-24
6.	61	Tulsa	32-29	.525	W4	1950-51	2022-23
7.	59	Memphis	23-36	.390	L1	1956-57	2022-23
8.	57	Texas Tech	30-27	.526	W3	1960-61	2023-24
9.	55	Baylor	39-16	.709	W2	1952-53	2023-24
10.	50	Tulane	32-18	.640	W11	1946-47	2022-23
11.	48	Cincinnati	16-33	.327	W11	1957-58	2023-24

2023-24 opponents in bold

SHARP SHOOTER

- Guard **Emanuel Sharp** is competing during his sophomore season in 2023-24.
- Sharp ranks eighth in the Big 12 with a 35.9 3-point field goal percentage and is seventh in the league with 2.10 treys per contest.
- Sharp has drained multiple 3-pointers in 18 games this season, including a season-high five treys against Jackson State (Dec. 9., Fertitta Center); vs. rv/rv Texas A&M (Dec. 16, The Halal Guys Showcase, Toyota Center) and at Iowa State (Jan. 9).
- He has made at least one 3-pointer in 21 of the last 23 games.
- The Tampa, Fla., native drilled five 3-pointers on the way to a team-high 21 points in the Cougars' win over rv/rv Texas A&M at The Halal Guys Showcase inside Toyota Center on Dec. 16.
- Sharp hit the 20-point milestone for the first time in his

career with 20 points and five 3-pointers in Houston's season-opening win over ULM inside Fertitta Center on Nov. 6.

• He enjoyed his fourth game with 20+ points of the season, draining five treys in the Cougars' loss at Big 12-rival Iowa State on Jan. 9.

• In 2022-23, Sharp drained a career-high six 3-pointers in the Cougars' home win over

McNeese inside Fertitta Center on Dec. 21, 2022.

- His total tied with **Marcus Sasser** (vs. Houston Christian, Nov. 26, 2019) and **Damon Jones** (at Arizona, Dec. 3, 1994) as the second-most treys by a freshman in Houston single-game history and trailed only **Lamar Roberson's** seven 3-pointers against Florida Tech on Nov. 22, 2005.
- With his stellar play, Sharp earned a place on the American Athletic Conference All-Freshman Team.

A TOUGH BREAK

- Competing as a junior in 2023-24, guard **Ramon Walker Jr.** averaged averaging 2.0 points and 3.0 rebounds per contest in 24 games before being lost for the remainder of the year with a knee injury suffered in practice on Feb. 22.
- Walker competed in the first 10 games of the 2022-23 season before sitting out the remainder of that season.
- The Pearland, Texas, native averaged 2.9 points and 2.5 rebounds per game before being sidelined in 2022-23. He scored a season-high nine points with four rebounds in the Cougars' win over Saint Joseph's at the Veterans Classic in Annapolis, Md.
- Averaged 3.2 points and 2.7 rebounds per game as a freshman in 2021-22... Made a culture play of year in double-overtime win at Wichita State (Feb. 20, 2022), diving for a loose rebound to set up a score for the Cougars.
- Scored 13 points with three rebounds in the first start of his career at Temple (Jan. 2, 2022)
- Is the son of former Houston Texans defensive back (2002-05) Ramon Walker.

FAN FAVORITE

- Fertitta Center fan favorite guard **Ryan Elvin** returns for his senior campaign in 2023-24.
- A year ago, Elvin competed in 15 games, averaging 1.5 points and 0.3 rebounds per game.
- Elvin scored season highs of five points in home wins against Tulsa (Feb. 8, 2023), North Florida (Dec. 6, 2022) and Norfolk State (Nov. 29, 2022).
- The Round Rock, Texas, native earned his bachelor's degree in sports administration from the University of Houston in 2022-23 and was named to the American Athletic Conference All-Academic Team for the third consecutive season.
- Will compete as a walk-on for the fourth straight season in 2022-23.

RETURNING REDSHIRTS

- The Cougars welcome the return of two redshirts in 2023-

WELCOME to HOUSTON

- The Cougars signed two newcomers to the team for the 2024-25 season during the early signing period in November 2023
- Guard **Mercy Miller** and forward **Chase McCarty** will compete as true freshmen in 2024-25... Both will have four years of eligibility remaining.

MERCY MILLER
Guard • 6-4 • 185 • Freshman
Sherman Oaks, Calif.
Notre Dame High School

4-star recruit by 247Sports... As a senior, scored school-record 68 points on 28-of-38 shooting against Oakwood High School... As a junior in 2022-23, led Notre Dame High School to its first CIF state championship with 17 points, nine rebounds, five assists and five steals in Title Game... Scored 19 points in win over Sierra Canyon High School in CIF State Division I So-Cal Regional Final... Competed at Minneapolis' Minnehaha Academy for his first two seasons, leading team to state championship as a freshman in 2020-21... Competed for Coach Matt Sargeant at Notre Dame High School... Also recruited by Minnesota and Missouri... Son of rapper and record producer and executive Master P.

CHASE McCARTY
Forward • 6-5 • 200 • Freshman
Huntsville, Ala.
IMG Academy [Bradenton, Fla.]

No. 93 player nationally in ESPN100... Ranked #59 nationally by Rivals and #73 nationally by 247Sports... 4-star recruit by Rivals, 247Sports and ESPN... Also recruited by Georgia Tech, Kansas, Mississippi, Tennessee, Missouri and Texas Tech... Coached by Sean McAloun at IMG Academy and Winfred Jordan of Atlanta Express AAU program... Won the 3-point shooting championship at Under Armour's Elite 24 in August 2023... Competed for IMG Academy as a senior in 2023-24... Helped lead Westminster Christian (Alabama) to Class 4A State Championship game as a junior in 20223 and was a member of ASWA Class 4A All-State First Team after averaging 23.7 points and 6.5 rebounds per game.

24.

- Redshirt freshman center **Cedric Lath** joined the Cougars at the semester break in January 2023. Although he practice regularly with the team, the Abidjan, Ivory Coast, native did not compete in any games.
- At 6-foot-9 and 260 pounds, Lath is the tallest and biggest Cougar on the 2023-24 roster.
- Senior guard **Mylik Wilson** sat out the 2022-23 season as a redshirt at Houston and will have two years of eligibility remaining.
- Wilson previously played at Louisiana (2019-21) and, most recently, at Texas Tech (2021-22) before joining the Cougars.
- As a freshman with the Cajuns in 2019-20, Wilson was named to the Sun Belt Conference All-Tournament Team and was named the league's Freshman of the Year after averaging 11.5 points and 5.7 rebounds per game.

MOVING UP

- With Houston's 77-67 win over South Carolina on Dec. 5, 2020, inside the Fertitta Center, **Head Coach Kelvin Sampson** became the second-winningest coach in Houston history.
- Sampson moved past **Pat Foster**, who recorded 142 victories from 1986 to 1993.
- Sampson ranks as Houston's career leader in winning percentage at .770 (258-77 record).

Rk.	Coach	Record	Pct.	Years
1.	Guy V. Lewis	592-279	.680	1956-86
2.	Kelvin Sampson	258-77	.770	2014 -
3.	Pat Foster	142-73	.660	1986-93
4.	Alden Pasche	135-116	.538	1946-56
5.	Tom Penders	121-77	.611	2004-10

SITTING OUT THIS SEASON

- Freshman guard **Kordelius Jefferson** and freshman center **Jacob McFarland** are sitting out the 2023-24 season and are expected to redshirt.
- The duo practices regularly with the team but is not expected to compete in any games this year.
- Jefferson had surgery on both wrists during the summer.

mer.

RISING in the COACHING RANKS

- With Houston's win at rv/rv Oklahoma on March 2, **Head Coach Kelvin Sampson** has compiled a 758-347 career record, including a 258-77 mark with the Cougars.
- Sampson stands 22nd in NCAA history (among coaches with 10+ years of Division I experience) with 757 victories.
- With the win at #11/11 Baylor on Feb. 24, Sampson broke out of a tie with Henry Iba, who recorded 755 wins with Oklahoma State (1934-70), Colorado (1933-34) and Northwest Missouri State (1929-33).
- Up next in the NCAA records book are Ed Diddle, who compiled 759 wins at WKU from 1922 to 1964, and Bo Ryan, who collected 762 wins at Wisconsin, Milwaukee and Wisconsin-Platteville from 1984 to 2016.

2023-24 PRESEASON BIG 12 AWARDS

PRESEASON COACHES POLL

Rk.	School (First-place votes)	Pts.
1.	Kansas (12)	168
2.	Houston (2)	153
3.	Texas	143
4.	Baylor	137
5.	TCU	113
6.	Kansas State	106
7.	Iowa State	95
8.	Texas Tech	80
9.	West Virginia	70
10.	Oklahoma State	57
11.	Cincinnati	55
12.	Oklahoma	54
13.	BYU	29
14.	UCF	14

PLAYER & NEWCOMER of the YEAR

Hunter Dickinson • Center • Senior • Kansas

FRESHMAN of the YEAR

Ja'Kobe Walter • Forward • Baylor

PRESEASON ALL-BIG 12 TEAM

Pos.	Player	Cl.	School
G	LJ Cryer	Sr.	Houston
C	Hunter Dickinson	Sr.	Kansas
G	Dejuan Harris Jr.	Jr.	Kansas
F	Emanuel Miller	Sr.	TCU
G	Max Abmas	Gr.	Texas

Honorable Mention

Player	School
Jamal Shead	Houston
Jalen Bridges	Baylor
RayJ Dennis	Baylor
Ja'Kobe Walter	Baylor
Kevin McCullar Jr.	Kansas
Arthur Kaluma	Kansas State
Tylor Perry	Kansas State
Dylan Disu	Texas
Tyrese Hunter	Texas
Dillon Mitchell	Texas
Jesse Edwards	West Virginia

BIG 12 PRESEASON POLL

- For the fifth straight season, Houston was picked among the Top-Two leaders in its conference preseason poll.
- The Cougars received two first-place votes and 153 points to stand second in the Big 12 Coaches Preseason Poll.
- Houston was tabbed as preseason favorite for its last four years in the American Athletic Conference (2019-23).
- Senior guard **L.J. Cryer** was named to the five-man Preseason All-Big 12 Team. Senior point guard **Jamal Shead** was one of 11 student-athletes named Honorable Mention.

IN THE NBA RANKS

- Six Cougars have competed on NBA rosters during the 2023-24 season.
- That group includes **Armoni Brooks** (Brooklyn Nets), **Quentin Grimes** (New York Knicks), **Nate Hinton** (Houston Rockets), **Marcus Sasser** (Detroit Pistons), **Jarace Walker** (Indiana Pacers) and guard **Taze Moore**, who signed a 10-day contract with the Portland Trail Blazers in late January.
- Brooks competed competing with his third NBA team after previous stints with Toronto (2021-22) and Houston (2020-22).
- Grimes is in his second season with the New York Knicks after being taken with the No. 25 overall pick in the First Round of the 2021 NBA Draft by the Knicks. He became the first Cougar to be taken in the First Round since **Greg Anderson** was taken in 1987 by the San Antonio Spurs.
- Hinton is with his third NBA team after previous stints with Indiana (2021-22) and Dallas (2020-21).
- Sasser is in his first season with the Pistons after being taken with the No. 25 pick of the 2023 NBA Draft.
- Walker is in his first season with the Pacers after being taken with the No. 8 pick of the 2023 NBA Draft. He was the highest Cougar taken in the Draft since Hall of Fame center **Hakeem Olajuwon** was taken at No. 1 by the Houston Rockets in 1984.
- Walker and Sasser became the 13th and 14th NBA First-Round Draft picks in Houston and the 47th and 48th Draft selections.

IN the PRO RANKS

- In addition to the Cougars in the NBA, numerous other Cougars continue to compete in various leagues for teams around the world.
- Guard **Armoni Brooks** (Ontario Clippers) plays in the NBA G League.
- Center **Josh Carlton** (Darussafaka Lassa) plays in the Basketball Super Ligi.
- Guard **Corey Davis Jr.** (Basquet Girona) plays in Liga Endesa.
- Forward **Devin Davis** (Scagliera Verona) is playing in the Italian LBA.
- Guard **Damyean Dotson** (Ningbo Rockets) is competing in the Chinese Basketball Association.
- Guard **Kyler Edwards** plays for Long Island Nets of the NBA G League.
- Forward **Justin Gorham** plays for Rytas Vilnius of the Lithuanian Basketball League.
- Guard **Rob Gray** plays for BC Prometey of the Ukraine Bas-

WINNINGEST TEXAS NCAA DIVISION I TEAMS since 2015-16

(through games of March 3, 2024)

Rk.	School	W-L	Pct.
1.	Houston	245-58	.809
2.	Baylor	213-81	.724
3.	Texas Tech	194-103	.653
4.	Stephen F. Austin	188-89	.679
5.	Sam Houston	181-111	.620
6	Texas	179-117	.605
7.	Texas A&M	172-115	.599
8.	North Texas	171-119	.590
t9.	SMU	170-101	.627
t9.	TCU	170-128	.570
11.	Tarleton State	167-101	.623
12.	Texas State	166-120	.580

2023-24 opponents in bold

- Guard **Jonathon Simmons** plays for Ohud Medina of the Saudi Basketball League.
- Guard **Wes VanBeck** plays for Chemnitz of the Basketball Bundesliga.
- Forward **Fabian White Jr.** (Metropolitans 92) plays in the LNB Pro A.
- Forward **Jarace Walker** has played for Indiana Mad Ants of the NBA G League.

REGULAR-SEASON NON-CONFERENCE WINS

Seasons in which Houston competed as a conference member

Rk.	Wins	Year	Overall
t1.	13	2023-24	14-2
		2018-19	33-4
t3.	12	2022-23	33-4
		1954-55	15-10
t5.	11	2012-13	20-13
		2007-08	24-10
		1991-92	25-6
		1983-84	32-5
t9.	10	2019-20	23-8
		2017-18	27-8
		2015-16	22-10
		2005-06	21-10
		1992-93	21-9
		1989-90	25-8
		1977-78	25-8
		1976-77	29-8
		1955-56	19-7
		1949-50	16-7

Bold Red – Current Season
Bold Black – under Coach Kelvin Sampson

CONFERENCE OPENERS

- With its 89-55 win over West Virginia in Fertitta Center on Jan. 6, Houston improved to 39-25 during its conference opener history.
- The Cougars have won their last nine conference openers and 16 of their last 17. Only a 73-54 loss at Memphis on Dec. 31, 2014, prevents a longer Houston winning streak.
- Houston has posted a 1-0 record in conference openers in the **Big 12**, a 9-1 mark in the **American Athletic Conference**, a 7-10 record in **Conference USA**, an 11-10 mark in the **Southwest Conference**, an 8-2 record in the **Missouri Valley Conference**, a 1-0 mark in the **Gulf Coast Conference** and a 2-2 record in the **Lone Star Conference**.

in Big 12 Conference: Houston is 1-0 in Big 12 openers after its 89-55 win over West Virginia in Fertitta Center on Jan. 6.

in Conference Road Openers: With its Jan. 9 loss at rv/rv Iowa State, Houston is 28-36 in conference road openers during its history.

- This includes an 0-1 mark in the **Big 12 Conference**, an 8-2 mark in the **American Athletic Conference**, a 3-14 record in Conference USA, a 10-11 mark in the **Southwest Conference**, a 4-6 record in the **Missouri Valley Conference**, a 1-0 mark in the **Gulf Coast Conference** and a 2-2 record in the **Lone Star Conference**.

- With its Jan. 9 loss at rv/rv Iowa State, the Cougars have won four of their last five Conference road openers.

in Conference Openers at Home: With its Jan. 6 win over West Virginia in Fertitta Center Houston has posted a 23-14 record in conference openers at home during its history.

- Houston has won its last nine conference openers at home and 10 of the last 11. Only a 79-69 loss to Memphis in its Conference USA opener in Hofheinz Pavilion on Jan. 11, 2007 prevents a longer streak.

- The Cougars are 4-0 in conference openers inside the Fertitta Center during the facility's history, winning those games by an average of 23.3 points per contest.

in Conference Home Openers: With its 89-55 win over West Virginia in Fertitta Center on Jan. 6, Houston improved to 42-22 record in its conference home openers during the program's history.

- This includes a 1-0 record in the **Big 12**, a 9-1 mark in the **American Athletic Conference**, a 9-8 mark in Confer-

ketball Super League.

- Forward **Brisson Gresham** plays for ESSEM Le Portel of the LNB Pro A.
- Center **Chris Harris Jr.** plays for Ylli of the Kosovan Superliga.
- Guard **DeJon Jarreau** plays for Memphis Hustle of the NBA G League.
- Guard **Brandon Morris** plays for Selenge Bodons Sukhbaatar of the Mongolian MBL.
- Guard **Galen Robinson Jr.** plays for Birmingham Squadron of the NBA G League.

ence USA, a 15-6 record in the **Southwest Conference**, a 6-4 mark in the **Missouri Valley Conference**, a 1-0 record in the **Gulf Coast Conference** and a 1-3 record in the **Lone Star Conference**.

- Houston has won its last nine conference home openers and 13 of its last 14. Only a 79-78 loss in overtime to Tulsa inside Hofheinz Pavilion on Jan. 6, 2015, prevents a longer Houston winning streak.

SEASON OPENER HISTORY

- With its 84-31 win over ULM on Nov. 6 inside Fertitta Center, Houston improved to 60-19 in season openers during its history.

- Cougars have won their last 15 and 19 of their last 20 season openers... Only a 65-63 loss to Georgia Southern on the first day of the 2K Sports Classic benefiting Coaches vs. Cancer in Durham, N.C., on Nov. 11, 2008, prevents a longer streak.

- Houston has won handily in recent history, winning its last 15 season openers by an average of 28.7 points per game (430 points in 15 games).

- Houston has won eight of its last nine season openers by 28+ points. Only the 2021-22 season-opening 83-75 win in overtime prevents a longer streak.

KELVIN SAMPSON in SEASON OPENERS

- With Houston's 84-31 win over ULM on Nov. 6 inside Fertitta Center, **Head Coach Kelvin Sampson** improved to 32-3 record in season openers during his award-winning career.

- In season openers, Sampson is 10-0 during his Houston tenure... Posted a 2-0 record at Indiana, an 11-1 mark at Oklahoma a 6-1 record at Washington State and a 3-1 mark at Montana Tech.

- With the win over ULM, Sampson's teams have won their last 15 season openers and 28 of his last 29... Only a 68-62 loss to Alabama at the AT&T Wireless Classic in New York on Nov. 14, 2002, prevents a longer streak.

- During his career, Sampson's teams have won by an average of 24.7 points per game (789 points in 32 games).

- In his teams' 32 season-opening wins, only four teams have won by fewer than double digits... His first team at Houston in 2014-15 claimed a 77-74 win at Murray State on Nov. 14, 2014, in his most recent single-digit, season-opening win.

CONFERENCE ROAD OPENERS (28-36)

Date	Result	Opponent
Lone Star Conference (2-2)		
Feb. 8, 1946	L 39-40	at Sam Houston
Jan. 6, 1947	W 55-39	at Texas State
Jan. 16, 1948	L 43-47	at East Texas State
Jan. 21, 1949	W 53-52	at Texas State
Gulf Coast Conference (1-0)		
Jan. 7, 1950	W 67-62	at Trinity
Missouri Valley Conference (4-6)		
Dec. 2, 1950	L 73-94	at Bradley
Jan. 11, 1952	L 44-71	at Oklahoma State
Dec. 16, 1952	W 72-69	at Detroit
Jan. 7, 1954	L 64-78	at Wichita State
Dec. 17, 1954	W 77-69	at Detroit
Jan. 12, 1956	W 69-60	at Tulsa
Jan. 2, 1957	W 74-72	at Drake
Jan. 11, 1958	L 80-116	at #10/ Bradley
Jan. 17, 1959	L 67-94	at #17/ Oklahoma City
Jan. 7, 1961	L 46-76	at #12/ Saint Louis
Southwest Conference (10-11)		
Jan. 6, 1976	L 47-92	at Arkansas
Jan. 8, 1977	L 70-81	at Arkansas
Jan. 8, 1978	L 65-84	at Arkansas
Jan. 10, 1979	L 43-69	at #11/ Texas A&M
Jan. 5, 1980	L 70-77	at Texas Tech
Jan. 3, 1981	W 62-57	at Rice
Jan. 9, 1982	W 78-68	at Texas Tech
Jan. 12, 1983	W 54-51	at TCU
Jan. 5, 1984	W 60-59	at SMU
Jan. 3, 1985	W 83-74	at TCU
Jan. 4, 1986	L 68-69 (OT)	at Texas Tech
Jan. 10, 1987	W 71-36	at Rice
Jan. 2, 1988	L 63-65	at Texas
Jan. 11, 1989	L 74-76 (OT)	at Texas Tech
Jan. 6, 1990	W 84-69	at Rice
Jan. 2, 1991	W 87-85	at Baylor
Jan. 9, 1992	L 75-86	at Texas
Jan. 16, 1993	W 81-69	at Texas A&M
Jan. 15, 1994	L 68-77	at Texas Tech
Jan. 14, 1995	L 92-106	at TCU
Jan. 13, 1996	W 76-74	at Rice
Conference USA (3-14)		
Jan. 15, 1997	L 78-92	at #10/ Louisville
Jan. 8, 1998	L 43-63	at Southern Miss
Dec. 22, 1998	L 78-115	at Cincinnati
Jan. 5, 2000	L 76-82	at Southern Miss
Jan. 17, 2001	L 67-79	at Louisville
Jan. 5, 2002	L 64-67	at Saint Louis
Jan. 22, 2003	L 66-77	at Memphis
Jan. 10, 2004	L 42-64	at UAB
Jan. 8, 2005	L 57-68	at DePaul
Jan. 11, 2006	L 62-71	at Rice
Jan. 17, 2007	L 71-76	at Rice
Jan. 16, 2008	W 99-71	at SMU
Jan. 14, 2009	W 94-86	at UTEP
Jan. 10, 2010	W 83-66	at Rice
Jan. 5, 2011	L 73-85	at Southern Miss
Jan. 7, 2012	L 50-70	at UTEP
Jan. 12, 2013	L 54-73	at Southern Miss
American Athletic (8-2)		
Jan. 4, 2014	W 67-58	at South Florida
Dec 31, 2014	L 54-73	at Memphis
Dec. 30, 2015	W 73-67	at South Florida
Dec. 28, 2016	W 62-46	at UConn (Hartford)
Dec. 28, 2017	W 79-60	at South Florida
Jan. 9, 2019	L 69-73	at Temple
Jan. 7, 2020	W 78-74	at Temple
Dec. 26, 2020	W 63-54	at rv/rv UCF
Jan. 2, 2022	W 66-61	at Temple
Dec. 28, 2022	W 89-50	at Tulsa
Big 12 (0-1)		
Jan. 8, 2024	L 53-57	at rv/rv Iowa State

GAME-by-GAME STARTERS

Opponent	Date	1	2	3	4	5	Record
ULM	11/6/23	Shead	Cryer	Sharp	Roberts	Francis	1 (1-0)
TEXAS A&M-CORPUS CHRISTI	11/11/23	Shead	Cryer	Sharp	Roberts	Francis	2 (2-0)
STETSON	11/13/23	Shead	Cryer	Sharp	Roberts	Francis	3 (3-0)
vs. Towson	11/16/23	Shead	Cryer	Dunn	Roberts	Francis	1 (1-0)
vs. Utah	11/17/23	Shead	Cryer	Dunn	Roberts	Francis	2 (2-0)
vs. Dayton	11/19/23	Shead	Cryer	Dunn	Roberts	Francis	3 (3-0)
MONTANA	11/24/23	Shead	Cryer	Dunn	Roberts	Francis	4 (4-0)
at Xavier	12/1/23	Shead	Cryer	Sharp	Roberts	Francis	4 (4-0)
RICE	12/6/23	Shead	Cryer	Sharp	Roberts	Francis	5 (5-0)
JACKSON STATE	12/10/23	Shead	Cryer	Sharp	Roberts	Francis	6 (6-0)
vs. Texas & M	12/16/23	Shead	Cryer	Sharp	Roberts	Francis	7 (7-0)
TEXAS STATE	12/21/23	Shead	Cryer	Sharp	Roberts	Francis	8 (8-0)
PENN	12/30/23	Shead	Cryer	Sharp	Tugler	Francis	1 (1-0)
* WEST VIRGINIA	1/6/24	Shead	Cryer	Sharp	Roberts	Francis	9 (9-0)
* at rv/rv Iowa State	1/9/24	Shead	Cryer	Sharp	Roberts	Francis	10 (9-1)
* at rv/rv TCU	1/13/24	Shead	Cryer	Sharp	Roberts	Francis	11 (9-2)
* #25/25 TEXAS TECH	1/17/24	Shead	Cryer	Sharp	Roberts	Francis	12 (10-2)
* UCF	1/20/24	Shead	Cryer	Sharp	Roberts	Francis	13 (11-2)
* at #21/19 BYU	1/23/24	Shead	Cryer	Sharp	Roberts	Francis	14 (12-2)
* rv/rv KANSAS STATE	1/27/24	Shead	Cryer	Sharp	Roberts	Francis	15 (13-2)
* at rv/rv Texas	1/29/24	Shead	Cryer	Sharp	Roberts	Francis	16 (14-2)
* at #8/9 Kansas	2/3/24	Shead	Cryer	Sharp	Roberts	Francis	17 (14-3)
* OKLAHOMA STATE	2/6/24	Shead	Cryer	Sharp	Roberts	Francis	18 (15-3)
* at Cincinnati	2/10/24	Shead	Cryer	Sharp	Roberts	Francis	19 (16-3)
* rv/- TEXAS	2/17/24	Shead	Cryer	Sharp	Roberts	Francis	20 (17-3)
* #6/6 IOWA STATE	2/19/24	Shead	Cryer	Sharp	Roberts	Francis	21 (18-3)
* at #11/11 Baylor	2/24/24	Shead	Cryer	Sharp	Roberts	Francis	22 (19-3)
* CINCINNATI	2/27/24	Shead	Cryer	Sharp	Roberts	Francis	23 (20-3)
* at rv/rv Oklahoma	3/2/24	Shead	Cryer	Sharp	Roberts	Francis	24 (21-3)
* at UCF	3/6/24	---	---	---	---	---	---
* #14/15 KANSAS	3/9/24	---	---	---	---	---	---
vs. TBA	TBA	---	---	---	---	---	---

TEAM GAME-by-GAME SPECIALTY STATISTICS

Opponent	Date	Points Off Turnovers		2nd Chance Points		Points in the Paint		Fastbreak Points		Bench Points	
		UH	Opp.	UH	Opp.	UH	Opp.	UH	Opp.	UH	Opp.
ULM	11/6/23	30	6	11	9	28	16	13	2	35	10
TEXAS A&M-CORPUS CHRISTI	11/11/23	19	8	20	10	38	12	15	3	24	18
STETSON	11/13/23	39	10	9	8	30	16	14	3	40	16
vs. Towson	11/16/23	16	6	10	3	28	20	12	3	23	14
vs. Utah	11/17/23	19	10	14	14	30	18	5	2	27	2
vs. Dayton	11/19/23	16	6	17	9	26	30	5	0	14	17
MONTANA	11/24/23	21	1	9	6	34	20	17	4	19	27
at Xavier	12/1/23	17	13	18	6	22	22	7	17	11	14
RICE	12/6/23	26	8	18	14	40	16	10	3	29	10
JACKSON STATE	12/10/23	31	12	19	9	26	18	15	2	27	24
vs. rv/rv Texas & M	12/16/23	10	9	9	21	28	20	11	4	5	12
TEXAS STATE	12/21/23	27	9	16	6	42	18	11	4	22	11
PENN	12/30/23	25	4	20	10	44	14	9	0	20	16
* WEST VIRGINIA	1/6/24	14	3	17	8	48	20	4	10	31	23
* at rv/rv Iowa State	1/9/24	6	17	10	5	18	22	2	6	5	9
* at rv/rv TCU	1/13/24	13	7	13	9	40	28	8	8	21	21
* #25/25 TEXAS TECH	1/17/24	17	7	10	7	40	8	10	2	14	4
* UCF	1/20/24	15	5	8	8	24	6	10	9	15	26
* at #21/19 BYU	1/23/24	17	7	15	7	22	28	7	13	16	24
* rv/rv KANSAS STATE	1/27/24	25	11	15	7	28	18	8	4	25	18
* at rv/rv Texas	1/29/24	10	11	19	8	32	24	9	8	6	14
* at #8/9 Kansas	2/3/24	20	6	8	8	24	42	16	9	10	7
* OKLAHOMA STATE	2/6/24	24	12	15	15	44	16	15	4	22	16
* at Cincinnati	2/10/24	8	9	22	14	38	22	2	10	9	31
* rv/- TEXAS	2/17/24	19	4	14	7	32	22	16	7	9	17
* #6/6 IOWA STATE	2/19/24	20	9	8	13	22	24	9	12	9	15
* at #11/11 Baylor	2/24/24	21	7	9	14	32	24	12	7	12	2
* CINCINNATI	2/27/24	19	15	12	11	30	24	10	15	24	4
* at rv/rv Oklahoma	3/2/24	8	10	6	4	32	30	5	9	18	20
* at UCF	3/6/24	---	---	---	---	---	---	---	---	---	---
* #14/15 KANSAS	3/9/24	---	---	---	---	---	---	---	---	---	---
vs. TBA	TBA	---	---	---	---	---	---	---	---	---	---
Totals		562	242	391	270	922	598	287	180	542	442
Averages		19.4	8.3	13.5	9.3	31.8	20.6	9.9	6.2	18.7	15.2

RECORDS WATCH

MISCELLANEOUS CONSECUTIVE WINNING SEASONS

Rk.	No.	Seasons
1.	20	1959-60 through 1978-79
2.	9	2015-16 – present
3.	7	1986-87 through 1992-93
4.	6	2004-05 through 2009-10
5.	5	1980-81 through 1984-85
t6.	2	1954-55 through 1955-56
	2	1946 through 1946-47

CONSECUTIVE NON-LOSING SEASONS

Rk.	No.	Seasons
1.	34	1959-60 through 1992-93
2.	9	2015-16 through present
3.	6	2004-05 through 2009-10
4.	5	1946 through 1949-50
5.	3	2011-12 through 2013-14
6.	2	1954-55 through 1955-56

CONSECUTIVE 20-WIN SEASONS

Rk.	No.	Seasons
1.	9	2015-16 through present
t2.	4	1980-81 through 1983-84
	4	1969-70 through 1972-73
4.	3	1965-66 through 1967-68
t5.	2	2007-08 through 2008-09
	2	1991-92 through 1992-93
	2	1976-77 through 1977-78

VICTORIES – 4-YEAR PERIOD

Rk.	No.	Seasons
1.	119	2020-21 through present
2.	116	2019-20 through 2022-23
	116	2018-19 through 2021-22
4.	111	2017-18 through 2020-21
5.	109	1980-81 through 1983-84
t6.	104	2016-17 through 2019-20
	104	1981-82 through 1984-85
t8.	103	2015-16 through 2018-19
9.	100	1964-65 through 1967-68
10.	99	1966-67 through 1969-70

VICTORIES – 3-YEAR PERIOD

Rk.	No.	Seasons
1.	93	2020-21 through 2022-23
2.	91	2021-22 through present
3.	88	1981-82 through 1983-84
4	84	2018-19 through 2020-21
t5.	83	2019-20 through 2021-22
	83	2017-18 through 2019-20
t7.	81	2016-17 through 2018-19
	81	1965-66 through 1967-68
9.	79	1982-83 through 1984-85
10.	77	1980-81 through 1982-83

WINNINGEST 4-YEAR CLASSES

Rk.	Wins	Years (Records)	Four-Year Lettermen in Senior Class
1.	119	20-21 (28-4), 21-22 (32-6), 22-23 (33-4), 23-24 (26-3)	Ryan Elvin, J'Wan Roberts, Jamal Shead
t2.	116	18-19 (33-4), 19-20 (23-8), 20-21 (28-4), 21-22 (32-6)	Fabian White Jr.
	116	19-20 (23-8), 20-21 (28-4), 21-22 (32-6), 22-23 (33-4)	Marcus Sasser
4.	111	17-18 (27-8), 18-19 (33-4), 19-20 (23-8), 20-21 (28-4)	---
5.	109	80-81 (21-9), 81-82 (25-8), 82-83 (31-3), 83-84 (32-5)	Michael Young
t6.	104	16-17 (21-11), 17-18 (27-8), 18-19 (33-4), 19-20 (23-8)	---
	104	81-82 (25-8), 82-83 (31-3), 83-84 (32-5), 84-85 (16-14)	Eric Dickens, Reid Gettys
8.	103	15-16 (22-10), 16-17 (21-11), 17-18 (27-8), 18-19 (33-4)	Galen Robinson Jr.
9.	100	64-65 (19-10), 65-66 (23-6), 66-67 (27-4), 67-68 (31-2)	Don Chaney, Elvin Hayes
10.	99	66-67 (27-4), 67-68 (31-2), 68-69 (16-10), 69-70 (25-5)	Melvin Bell, Tom Gribben
11.	97	65-66 (23-6), 66-67 (27-4), 67-68 (31-2), 68-69 (16-10)	Niemer Hamood, Theodis Lee, Ken Spain
12.	94	67-68 (31-2), 68-69 (16-10), 69-70 (25-5), 70-71 (22-7)	---
13.	93	82-83 (31-3), 83-84 (32-5), 84-85 (16-14), 85-86 (14-14)	Alvin Franklin, Renaldo Thomas
14.	91	79-80 (14-14), 80-81 (21-9), 81-82 (25-8), 82-83 (31-3)	David Bunce, Larry Micheaux
15.	90	69-70 (25-5), 70-71 (22-7), 71-72 (20-7), 72-73 (23-4)	Clay Hoster, Steve Newsome, Doug Worrell
16.	89	89-90 (25-8), 90-91 (18-11), 91-92 (25-6), 92-93 (21-9)	Darrell Grayson
t17.	87	75-76 (17-11), 76-77 (29-8), 77-78 (25-8), 78-79 (16-15)	Ken Ciolli, George Walker
	87	74-75, 75-76 (17-11), 76-77 (29-8), 77-78 (25-8)	Cecil Rose, Charles Thompson
t19.	85	88-89 (17-14), 89-90 (25-8), 90-91 (18-11), 91-92 (25-6)	Derrick Daniels, Roger Fernandes, Craig Upchurch
	85	63-64 (16-10), 64-65 (19-10), 65-66 (23-6), 66-67 (27-4)	Gary Grider, Leary Lentz

Bold – Played 4+ seasons at Houston | (3+ years for those who played before freshmen eligibility)

VICTORIES – 2-YEAR PERIOD

Rk.	No.	Seasons
1.	65	2021-22 through 2022-23
2.	63	1983-83 through 1983-84
3.	61	2020-21 through 2021-22
4.	60	2017-18 through 2018-19
5.	59	2022-23 through present
6.	58	1966-67 through 1967-68
7.	56	2018-19 through 2019-20
	56	1981-82 through 1982-83
9.	54	1976-77 through 1977-78
10.	51	2019-20 through 2020-21
11.	50	1965-66 through 1966-67

RECORDS WATCH

INDIVIDUAL • CAREER

WINS

Rk.	No.	Player	Record	Years
1.	121	Fabian White Jr.	121-28	2017-22
2.	114	Jamal Shead	114-16	2020 –
3.	111	J'Wan Roberts	111-17	2019 –
4.	109	Michael Young	109-25	1980-84
5.	103	Galen Robinson Jr.	103-33	2015-19
6.	95	Reid Gettys	95-25	1981-85
t7.	90	Reggie Chaney	90-14	2020-23
		Marcus Sasser	90-17	2019-23
		Alvin Franklin	90-35	1982-86
t0.	89	Larry Micheaux	89-34	1979-83
t11.	87	George Walker	87-42	1975-79
		Ken Ciolli	87-42	1975-79

CONFERENCE WINS

Rk.	No.	Player	Record	Years
1.	61	Fabian White Jr. (American)	61-15	2017-22
2.	58	J'Wan Roberts (American/Big 12)	58-10	2019 –
3.	57	Jamal Shead (American/Big 12)	57-9	2020 –
4.	54	Galen Robinson Jr. (American)	54-18	2015-19
5.	52	Michael Young (SWC)	52-12	1980-84
6.	47	Alvin Franklin (SWC)	47-17	1982-86
t7.	45	Reggie Chaney (AAC)	45-7	2020-23
		Larry Micheaux (SWC)	45-19	1979-83
t9.	44	Marcus Sasser (American)	44-9	2019-23
		Reid Gettys (SWC)	44-16	1981-85
t11.	42	Derrick Daniels (SWC)	42-20	1988-92
		Hakeem Olajuwon (SWC)	42-6	1981-84
		Craig Upchurch (SWC)	42-20	1987-92
t14.	40	Greg Anderson (SWC)	40-24	1983-87
		Rickie Winslow (SWC)	40-24	1983-87

FERTITTA CENTER WINS

Rk.	No.	Player	Record	Years
t1.	61	J'Wan Roberts	61-3	2019 –
t1.	61	Jamal Shead	61-3	2020 –
t3.	49	Marcus Sasser	49-4	2019-23
	49	Fabian White Jr.	49-4	2017-22
5.	45	Reggie Chaney	45-3	2020-23
6.	43	Brison Gresham	43-3	2018-21
7.	41	Ja'Vier Francis	41-2	2021 –
8.	40	DeJon Jarreau	40-3	2018-21
9.	39	Ryan Elvin	39-0	2020 –
10.	34	Tramon Mark	34-2	2020-23
t11.	31	Emanuel Sharp	31-1	2021 –
t11.	31	Ramon Walker Jr.	31-2	2021 –
t3.	29	Nate Hinton	29-3	2018-20
t14.	28	Justin Gorham	28-2	2018-21
		Quentin Grimes	28-2	2019-21
**	21	Terrance Arceneaux	21-2	2022 –

POINTS

Rk.	No.	Player	G	Years
1.	2,884	Elvin Hayes	93	1965-68
2.	2,832	Otis Birdsong	116	1973-77
3.	2,043	Michael Young	134	1980-84
4.	1,880	Craig Upchurch	126	1987-92
5.	1,838	Rob Williams	88	1979-82
6.	1,765	Louis Dunbar	79	1972-75
7.	1,741	Dwight Davis	84	1969-72
8.	1,710	Rob Gray	91	2015-18
9.	1,684	Alvin Franklin	125	1982-86
10.	1,662	Greg Anderson	123	1983-87
11.	1,548	Rickie Winslow	123	1983-87
12.	1,516	Aubrey Coleman	67	2008-10
13.	1,476	Kenneth Williams	126	1976-80
14.	1,465	Kelvin Lewis	100	2007-10
15.	1,458	Marcus Sasser	107	2019-23
16.	1,452	Gary Phillips	79	1958-61
17.	1,435	Robert McKiver	67	2006-08
18.	1,407	Andre Owens	87	2002-05
19.	1,388	TaShawn Thomas	96	2011-14
20.	1,383	Clyde Drexler	96	1980-83
21.	1,381	Charles Thompson	118	1974-78
22.	1,332	Hakeem Olajuwon	100	1981-84
23.	1,322	Larry Micheaux	123	1979-83
24.	1,298	Tim Moore	70	1993-96
25.	1,250	Lanny Smith	122	2003-08
26.	1,244	Cecil Rose	114	1974-78
27.	1,237	Joe Hamood	84	1963-66
28	1,236	Jamal Shead	130	2020 –
29.	1,234	Fabian White Jr.	149	2017-22
30.	1,231	Ollie Taylor	56	1968-70
31.	1,195	Ted Luckenbill	72	1958-61
32.	1,162	Don Boldebuck	51	1954-56
33.	1,139	Don Schverak	85	1960-64
34.	1,135	Galen Robinson	96	1994-98
35.	1,133	Don Chaney	90	1965-68
36.	1,132	George Williams	90	1999-02
37.	1,131	Kenny Younger	87	1997-00
38.	1,114	Gee Gervin	58	1998-00
39.	1,107	George Walker	129	1975-79
40.	1,088	Steve Newsome	83	1970-73
41.	1,087	Derrick Daniels	124	1988-92
42.	1,086	Corey Davis Jr.	72	2017-19
43.	1,077	Jherrod Stiggers	97	2011-15
44.	1,073	Lyle Harger	76	1960-63
45.	1,057	Richard Hollis	62	1987-89
46.	1,051	Byron Smith	62	1989-91
47.	1,050	David Marrs	102	1972-76
48.	1,041	Damon Jones	81	1994-97
49.	1,026	Lloyd Hendrix	89	1947-51
50.	1,025	Ken Spain	90	1966-69
51.	1,001	Damyean Dotson	64	2015-17
**	795	J'Wan Roberts	127	2020 –

1,000-POINT COLLEGIATE CAREERS

**	1,238	LJ Cryer	99	2020 –
**	1,231	Damian Dunn	101	2019 –
**	865	Mylik Wilson	115	2019 –

FASTEST to 1,000 Points

Rk.	G	Player	Years
1.	37	Elvin Hayes	1965-68
2.	43	Don Boldebuck	1954-56
t3.	47	Louis Dunbar	1972-75
		Ollie Taylor	1968-70
5.	45	Aubrey Coleman	2008-10
6.	50	Rob Williams	1979-82
7.	51	Gee Gervin	1998-00
t8.	52	Robert McKiver	2006-08
		Otis Birdsong	1973-77
10.	53	Dwight Davis	1969-72
11.	54	Tim Moore	1993-96
t12.	55	Rob Gray	2015-18
		Gary Phillips	1958-61
t14.	59	Byron Smith	1989-91
		Richard Hollis	1987-89
16.	62	Ted Luckenbill	1958-61
17.	64	Damyean Dotson	2015-17
18.	65	Andre Owens	2002-05
19.	68	Craig Upchurch	1987-92
20.	69	Corey Davis Jr.	2017-19
t21.	70	TaShawn Thomas	2011-14
		Kelvin Lewis	2007-10
23.	71	Clyde Drexler	1980-83
t24.	73	Joe Hamood	1963-66
		Lyle Harger	1960-63
t26.	75	George Williams	1999-02
		Kenny Younger	1997-00
		Donnie Schverak	1960-64
29.	76	Steve Newsome	1970-73
30.	* 77	Lloyd Hendrix	1947-51
31.	78	Damon Jones	1994-97
32.	79	Michael Young	1980-84
33.	80	Marcus Sasser	2019-23
t34.	81	Hakeem Olajuwon	1981-84
		Don Chaney	1965-68
36.	83	Rickie Winslow	1983-87
37.	85	Lanny Smith	2003-08
t38.	87	Galen Robinson	1994-98
		Greg Anderson	1983-87
t40.	89	Alvin Franklin	1982-86
		Ken Spain	1966-69
42.	92	Jherrod Stiggers	2013-15
43.	94	Charles Thompson	1974-78
44.	95	Kenneth Williams	1976-80
45.	98	Larry Micheaux	1979-83
46.	99	Cecil Rose	1974-78
47.	100	David Marrs	1972-76
t48.	116	Jamal Shead	2020 –
	116	Derrick Daniels	1988-92
50.	123	George Walker	1975-79
51.	132	Fabian White Jr.	2017-22

* – Game-by-game records from 1947-55 are incomplete.

Hendrix' game total is estimated based on scoring average from the 1950-51 season. Exact number is unknown.

RECORDS WATCH

REBOUNDS

Rk.	No.	Player	G	Years
1.	1,602	Elvin Hayes	93	1965-68
2.	1,067	Hakeem Olajuwon	100	1981-84
3.	1,045	Greg Anderson	123	1983-87
4.	969	Rickie Winslow	124	1983-87
5.	961	Dwight Davis	84	1969-72
6.	948	Clyde Drexler	96	1980-83
7.	863	Don Boldebeck	51	1954-55
8.	859	Ken Spain	90	1966-69
9.	833	TaShawn Thomas	96	2011-14
10.	797	Craig Upchurch	126	1987-92
11.	795	Michael Young	134	1980-84
12.	787	Larry Micheaux	123	1979-83
13.	777	Charles Thompson	118	1974-78
14.	766	Lyle Harger	76	1960-63
15.	765	Maurice Presley	79	1972-75
16.	761	J'Wan Roberts	128	2019 –
17.	755	Steve Newsome	83	1970-73
18.	739	Dwight Jones	54	1971-73
19.	735	Leary Lentz	89	1964-67
20.	704	Fabian White Jr.	149	2017-22
21.	703	Tim Moore	49	1993-96

GAMES PLAYED

Rk.	No.	Player	Years
1.	149	Fabian White Jr.	2017-22
2.	136	Galen Robinson Jr.	2015-19
3.	134	Michael Young	1980-84
4.	130	Jamal Shead	2020 –
t5.	129	Ken Ciolli	1975-79
		George Walker	1975-79
7.	128	J'Wan Roberts	2019 –
t8.	126	Danrad Knowles	2013-17
		Craig Upchurch	1987-92
		Kenneth Williams	1976-80
11.	125	Alvin Franklin	1982-86
t12.	124	Derrick Daniels	1988-92
		Rickie Winslow	1983-87
t14.	123	Greg Anderson	1983-87
		Larry Micheaux	1979-83
t16.	122	Zamal Nixon	2007-11
		Lanny Smith	2003-08
18.	120	Reid Gettys	1981-85
19.	119	Marcus Oliver	1999-04
20.	118	Charles Thompson	1974-78

GAMES STARTED

Rk.	No.	Player	Years
1.	129	Michael Young	1980-84
2.	126	Craig Upchurch	1987-92
3.	124	Derrick Daniels	1988-92
4.	123	Rickie Winslow	1983-87
5.	119	Galen Robinson Jr.	2015-19
6.	113	Lanny Smith	2003-08
7.	112	Alvin Franklin	1982-86
8.	107	Larry Micheaux	1979-83
9.	100	Jamal Shead	2020 –
10.	96	TaShawn Thomas	2011-14
11.	95	Clyde Drexler	1980-83
12.	94	Greg Anderson	1983-87
13.	93	Marcus Sasser	2019-23
14.	91	Kelvin Lewis	2007-10
15.	90	Fabian White Jr.	2017-22
16.	88	George Williams	1999-02
17.	87	Kenny Younger	1997-00
18.	86	Rob Williams	1979-82
19.	85	Andre Owens	2002-05
20.	82	Jack Foster	1953-56

MINUTES PLAYED

Rk.	No.	Player	G	Years
1.	4,498	Michael Young	134	1980-84
2.	4,087	Rickie Winslow	124	1983-87
3.	4,065	Derrick Daniels	124	1988-92
4.	4,062	Otis Birdsong	116	1973-77
5.	3,916	Craig Upchurch	126	1987-92
6.	3,830	Alvin Franklin	125	1982-86
7.	3,773	Galen Robinson Jr.	136	2015-19
8.	3,535	Lanny Smith	122	2003-08
9.	3,534	Jamal Shead	130	2020 –
10.	3,457	Greg Anderson	123	1983-87
11.	3,418	Larry Micheaux	123	1979-83
12.	3,335	Elvin Hayes	93	1965-68
13.	3,299	Kelvin Lewis	100	2007-10
14.	3,255	Clyde Drexler	96	1980-83
15.	3,161	Fabian White Jr.	149	2017-22
16.	3,129	Rob Williams	88	1979-82
17.	3,115	Andre Owens	87	2002-05
18.	3,132	Marcus Sasser	107	2019-23
19.	3,039	George Williams	90	1999-02
20.	3,036	Dwight Davis	84	1969-72

ASSISTS

Rk.	No.	Player	G	Years
1.	740	Reid Gettys	120	1981-85
2.	711	Derrick Daniels	124	1988-92
3.	637	Jamal Shead	130	2020 –
4.	629	Ken Ciolli	129	1975-79
5.	578	Galen Robinson Jr.	136	2015-19
t6.	502	Alvin Franklin	125	1982-86
		Lanny Smith	122	2003-08
8.	407	Rob Williams	88	1979-82
9.	365	Otis Birdsong	116	1973-77
10.	346	Joe Hamood	84	1963-66
11.	343	DeJon Jarreau	91	2018-21
12.	338	Cecil Rose	114	1974-78
13.	334	Anthony Goldwire	57	1992-94
14.	330	Kenneth Williams	126	1976-80
15.	323	Louis Dunbar	79	1972-75
16.	321	Steve Newsome	83	1970-73
17.	320	Donnell Hayes	79	1971-74
t18.	314	Damon Jones	81	1994-97
		Poo Welch	59	1969-71
20.	310	Tom Gribben	86	1967-70
21.	303	Clyde Drexler	96	1980-83

ASSISTS AVERAGE (min. 45 games)

Rk.	Avg.	Player	Asts.	G	Years
1.	6.2	Reid Gettys	740	120	1981-85
2.	5.9	Anthony Goldwire	334	57	1992-94
3.	5.7	Derrick Daniels	711	124	1988-92
4.	5.32	Poo Welch	314	59	1969-71
5.	5.29	L.J. Rose	259	49	2013-15
6.	5.1	George Reynolds	274	54	1967-69
7.	4.90	Jamal Shead	637	130	2020 –
8.	4.88	Ken Ciolli	629	129	1975-79
9.	4.63	Rob Williams	407	88	1979-82
10.	4.26	Randy Brown	243	57	1986-88
11.	4.25	Galen Robinson Jr.	578	136	2015-19
12.	4.119	Joe Hamood	346	84	1963-66
13.	4.118	Desmond Wade	280	68	2008-10
14.	4.115	Lanny Smith	502	122	2003-08
15.	4.09	Louis Dunbar	323	79	1972-75
16.	4.05	Donnell Hayes	320	79	1971-74
17.	4.02	Alvin Franklin	502	125	1982-86
18.	3.88	Damon Jones	314	81	1994-97
19.	3.87	Steve Newsome	321	83	1970-73
20.	3.77	DeJon Jarreau	343	91	2018-21

100-ASSIST SEASONS

4	Derrick Daniels	1991-92 (155); 1990-91 (179); 1989-90 (196); 1988-89 (181)
	Galen Robinson Jr.	2018-19 (183); 2017-18 (130); 2016-17 (155); 2015-16 (110)
3	Jamal Shead	2023-24 (177); 2022-23 (200); 2021-22 (221)
	DeJon Jarreau	2020-21 (133); 2019-20 (110); 2018-19 (100)
	Lanny Smith	2007-08 (108); 2005-06 (162); 2004-05 (134)
	Alvin Franklin	1985-86 (127); 1984-85 (141); 1983-84 (157)
	Reid Gettys	1984-85 (208); 1983-84 (309); 1982-83 (209)
	Rob Williams	1981-82 (134); 1980-81 (146); 1979-80 (127)
	Ken Ciolli	1978-79 (173); 1977-78 (160); 1976-77 (201)

2

	L.J. Rose	2014-15 (101); 2013-14 (154)
	Desmond Wade	2009-10 (167); 2008-09 (113)
	Damon Jones	1996-97 (132); 1995-96 (105)
	Anthony Goldwire	1993-94 (164); 1992-93 (170)
	Kenneth Williams	1979-80 (112); 1978-79 (100)
	Louis Dunbar	1973-74 (118); 1972-73 (112)
	Steve Newsome	1972-73 (121); 1971-72 (114)
	Poo Welch	1970-71 (134); 1969-70 (180)
	Tom Gribben	1969-70 (130); 1968-69 (146)
	George Reynolds	1968-69 (117); 1967-68 (157)
	Joe Hamood	1965-66 (190); 1964-65 (120)

STEALS

Rk.	No.	Player	G	Years
1.	268	Clyde Drexler	96	1980-83
2.	237	Ken Ciolli	129	1975-79
3.	217	Otis Birdsong	116	1973-77
4.	215	Michael Young	134	1980-84
5.	213	Jamal Shead	130	2020 –
6.	209	Kenneth Williams	126	1976-80
7.	207	Rickie Winslow	124	1983-87
8.	183	Oliver Lafayette	64	2005-07
9.	168	Aubrey Coleman	67	2008-10
10.	158	Craig Upchurch	126	1987-92

STEALS AVERAGE (min. 50 games)

Rk.	Avg.	Player	Stls.	G	Years
1.	2.9	Oliver Lafayette	183	64	2005-07
2.	2.8	Clyde Drexler	268	96	1980-83
3.	2.5	Aubrey Coleman	168	67	2008-10
4.	2.3	Brian Latham	148	63	2004-06
5.	2.001	Anthony Goldwire	115	57	1992-94
6.	2.0	Bo Outlaw	122	61	1991-93
7.	1.91	Randy Brown	109	57	1986-88
8.	1.87	Otis Birdsong	217	116	1973-77
9.	1.85	Dominic Smith	111	60	2000-02
10.	1.84	Ken Ciolli	237	129	1975-79
11.	1.78	Rob Williams	157	88	1979-82
12.	1.669	Rickie Winslow	207	124	1983-87
13.	1.659	Kenneth Williams	209	126	1976-80
14.	1.638	Jamal Shead	213	130	2019 –
15.	1.629	Richard Hollis	101	62	1987-89
16.	1.604	Michael Young	215	134	1980-84
17.	1.5690	Gee Gervin	91	58	1998-00
18.	1.493	Robert McKiver	100	67	2006-08
19.	1.4714	Tim Moore	103	70	1993-96
20.	1.4706	Desmond Wade	100	68	2008-10
21.	1.470	Kelvin Lewis	147	100	2007-10

RECORDS WATCH

FRESHMAN • SEASON

FIELD GOAL PERCENTAGE (min. 120 att.)

Rk.	Pct.	Player	FGM-A	Season
1.	57.7	TaShawn Thomas	138-239	2011-12
2.	57.1	Rickie Winslow	133-233	1983-84
3.	56.6	Craig Upchurch	148-262	1987-88
4.	56.0	Fabian White Jr.	75-134	2017-18
5.	53.7	George Walker	72-134	1975-76
6.	51.6	George Williams	174-337	1999-00
7.	51.3	Rob Williams	180-351	1979-80
8.	50.5	Clyde Drexler	153-303	1980-81
9.	49.4	Otis Birdsong	154-312	1973-74
10.	49.2	Michael Young	157-319	1980-81
*	55.1	Joseph Tugler	43-78	2023-24

REBOUNDS

Rk.	No.	Player	G	Season
1.	314	Clyde Drexler	30	1980-81
2.	263	George Williams	31	1999-00
t3.	245	Jarace Walker	36	2022-23
		TaShawn Thomas	30	2011-12
5.	203	Rickie Winslow	37	1983-84
6.	190	Michael Young	30	1980-81
t7.	163	Danuel House	33	2012-13
		Craig Upchurch	31	1987-88
9.	162	Nate Hinton	37	2018-19
10.	154	Alton Ford	26	2000-01
*	115	Joseph Tugler	28	2023-24

REBOUNDING AVERAGE

Rk.	Avg.	Player	Rebs.	G.	Season
1.	10.5	Clyde Drexler	314	30	1980-81
2.	8.5	George Williams	263	31	1999-00
3.	8.2	TaShawn Thomas	245	30	2011-12
4.	6.8	Jarace Walker	245	36	2022-23
5.	6.3	Michael Young	190	30	1980-81
6.	5.9	Alton Ford	154	26	2000-01
7.	5.5	Rickie Winslow	203	37	1983-84
8.	5.4	Alandise Harris	145	27	2010-11
9.	5.3	Craig Upchurch	163	31	1987-88
10.	4.93	Danuel House	163	33	2012-13
*	4.11	Joseph Tugler	115	28	2023-24

BLOCKED SHOTS

Rk.	No.	Player	G	Season
1.	64	TaShawn Thomas	30	2011-12
2.	46	Jarace Walker	36	2022-23
3.	37	Danrad Knowles	31	2013-14
4.	32	Fabian White Jr.	35	2017-18
5.	30	Joseph Tugler	28	2023-24
6.	28	Clyde Drexler	30	1980-81
7.	26	Alandise Harris	27	2010-11
t8.	24	George Williams	31	1999-00
t8.	24	Greg Anderson	35	1983-84
10.	23	Rickie Winslow	37	1983-84

BLOCKED SHOTS AVERAGE

Rk.	Avg.	Player	Blks.	G	Season
1.	2.1	TaShawn Thomas	64	30	2011-12
2.	1.28	Jarace Walker	46	36	2022-23
3.	1.19	Danrad Knowles	37	31	2013-14
4.	1.07	Joseph Tugler	30	28	2023-24
5.	1.0	Valentine Izundu	22	22	2012-13
6.	1.0	Alandise Harris	26	27	2010-11
7.	0.93	Clyde Drexler	28	30	1980-81
8.	0.91	Fabian White Jr.	32	35	2017-18
9.	0.77	George Williams	24	31	1999-00
10.	0.731	Alton Ford	19	26	2000-01

STEALS

Rk.	No.	Player	G	Season
1.	60	Rickie Winslow	37	1983-84
2.	58	Clyde Drexler	30	1980-81
3.	49	Tommy Davis	28	1994-95
4.	48	George Williams	31	1999-00
5.	48	Rob Williams	28	1979-80
6.	47	Desmond Wade	33	2008-09
7.	46	Michael Young	30	1980-81
8.	43	Otis Birdsong	26	1973-74
9.	41	Kenneth Williams	36	1976-77
10.	38	Nate Hinton	37	2018-19
*	26	Joseph Tugler	28	2023-24

STEALS AVERAGE

Rk.	No.	Player	Stls.	G	Season
1.	1.93	Clyde Drexler	58	30	1980-81
2.	1.75	Tommy Davis	49	28	1994-95
3.	1.71	Rob Williams	48	28	1979-80
4.	1.65	Otis Birdsong	26	43	1973-74
5.	1.62	Rickie Winslow	60	37	1983-84
6.	1.54	George Williams	48	31	1999-00
7.	1.53	Michael Young	46	30	1980-81
8.	1.4	Desmond Wade	47	33	2008-09
9.	1.14	Randy Brown	32	28	1986-87
10.	1.14	Kenneth Williams	41	36	1976-77
*	0.93	Joseph Tugler	26	28	2023-24

GAMES PLAYED

Rk.	No.	Player	Season
t1.	37	Cedrick Alley Jr.	2018-19
		Nate Hinton	2018-19
		Rickie Winslow	1983-84
t4.	36	Jarace Walker	2022-23
		Kenneth Williams	1976-77
t6.	35	Fabian White Jr.	2017-18
		Greg Anderson	1983-84
8.	34	Terrance Arceneaux	2022-23
t9.	33	Emanuel Sharp	2022-23
		Danuel House	2012-13
		Desmond Wade	2008-09
		Bryan Shelton	2001-02
*	28	Joseph Tugler	2023-24



AUSTRALIA 2023



QUICK FACTS

Dates:	Aug. 4-15, 2023
Departed:	6:30 p.m. (CDT), Aug. 4, 2023
Returned:	1:30 p.m. (CDT), Aug. 15, 2023
Air Miles (Total):	17,162 miles

GAMES SCHEDULE

Monday, Aug. 7 • Sydney
Houston 93, East All-Stars 52
Wednesday, Aug. 9 • Cairns
Australia National Team 99, Houston 65
Saturday, Aug. 12 • Melbourne
Houston 109, Frankston Blues 64
Sunday, Aug. 13 • Melbourne
Houston 88, AUSA Select 50

TEAM LEADERS

Scoring	LJ Cryer (18.3 ppg)
Field-Goal Percentage	Ramon Walker Jr. (.769)
3-Point Field Goals	LJ Cryer (12)
Free Throw Percentage	Damian Dunn (.867)
Rebounding	Terrance Arceneaux (7.3 rpg)
Assists	Mylik Wilson (4.0 apg)
Blocks	Joseph Tugler (1.3 bpg)
Steals	Mylik Wilson (2.8 spg)

CULTURAL SITES VISITED

Sunday, Aug. 6	Sydney Opera House
Monday, Aug. 7	Manly Beach
Thursday, Aug. 10	Great Barrier Reef
Friday, Aug. 11	Melbourne Football Club Australian Rules Football Game
Sunday, Aug. 13	Melbourne Zoo
Monday, Aug. 14	Sydney Harbor

• For the third time under **Head Coach Kelvin Sampson**, the Cougars enjoyed an international trip, heading to Australia in August 2023.

• The 12-day trip featured four games in three cities and covered more than 17,000 air miles total with a 19.5-hour flight from San Francisco to Sydney.

• Under NCAA rules, teams are allowed one international trip every four years.

• Cougars began using their allowable 10 team practices inside Fertitta Center in late July before leaving Houston for Sydney on the afternoon of Aug. 4

• Houston opened its game schedule with a 93-52 win over East All-Stars in Sydney.

• Following a 99-65 loss to an Australia National Team which featured several NBA stars, the Cougars returned to the win column with back-to-back victories against Frankston Blues (109-56) and AUSA Select (88-50) with both of those games in Melbourne.

• In addition to the basketball competition, the Cougars enjoyed visits to Australian cultural sites, including the iconic Sydney Opera House, Manly Beach, an excursion to the Great Barrier Reef, a Melbourne Football Club Australian Rules Football Game, Melbourne Zoo and a cruise of Sydney Harbor.

• The Cougars returned to the Lone Star State on the afternoon of Aug. 15 with the start of classes less than a week later.



WELCOME to the HOUSTON COUGARS, JACE ABARCA



- **Jace Abarca** returns for his second season with the University of Houston Men’s Basketball program as Head Ball Kid in 2023-24.

- Jace joined the Cougars in a special ceremony inside the Guy V. Lewis Development Facility prior to the 2022-23 season on Oct. 4, 2022.

- Sitting beside his parents, Yaneth and James, and with his two brothers, Jace signed his Cougars Letter of Intent in front of his new teammates, coaches and the University of Houston band and cheer members and media members.

- As part of his signing, Jace serves as the Head Ball Kid at all Houston home Men’s Basketball games inside the Fertitta Center.

- Jace joined the Cougars as part of a partnership with Team IMPACT. He lives with lupus and kidney disorders. Lupus is an inflammatory disease in which the body’s immune systems attacks its own tissues and organs.

- Jace loves to read and play video games, like Roblox and Fortnite. He also enjoys science, engineering and geography. Jace is a big fan of the TV show Chicago Med and loves to talk about medical things.

- Nine-year-old **Nicholas Hickey** was Houston Men’s Basketball’s first Team IMPACT signee in October 2017. Nicholas battled epilepsy, apraxia of speech and autism.



HOUSTON ATHLETICS & TEAM IMPACT

2022	Jace Abarca Emilia Bella	Men’s Basketball Swimming and Diving Soccer
2021	Vinny Robins	Football
2017	Nicholas Hickey Zamya Sumling	Men’s Basketball Volleyball
2014	Maycie Gonzalez	Track & Field

- Houston Athletics has worked with Team IMPACT for the past 2+ years, matching children across its Men’s Basketball, Football, Soccer and Swimming and Diving programs.



The University of Houston Men's and Women's Basketball programs began play in a new game arena during the 2018-19 season when the Fertitta Center officially opened with a 65-61 win over No. 18/21 Oregon on Dec. 1, 2018, in front of a sellout crowd of 7,039.

With the completion of the 2016-17 season, Hofheinz Pavilion underwent a \$60 million renovation. The renovation was made possible through a generous \$20 million donation from University of System Board of Regents Chairman Tilman J. Fertitta and his family in late August 2016.

The facility features a premium club area and a courtside club. The reconfigured bowl moved mid-court seating locations closer to game action with floor-level seating opposite the team benches for UH students. Renovations included a new audio system, sports lighting and video boards as well as new concession stands and expanded restrooms. The facility's exterior also was refreshed.

Prominent to the center's exterior, the renovation will preserve the legacy of the Hofheinz family and its contributions to both UH and the city of Houston.

QUICK FACTS

Name:	Fertitta Center
Location:	3422 Cullen Blvd. Corner of Cullen Boulevard and Holman Street on the UH campus
Capacity:	7,035
All-Time Record:	92-6 (.939)
All-Time Attendance:	613,572 (6,250 avg.)
First Game:	vs. #18/21 Oregon (Dec. 1, 2018)
First Win:	W, 65-61, vs. #18/21 Oregon (Dec. 1, 2018)
Current Streak:	21 wins (Jan. 28, 2023 – present)
Long Winning Streak:	37 games (Dec. 19, 2019 – Feb. 12, 2022)
Long Losing Streak:	1 (Jan. 22, 2023; Dec. 10, 2022; Feb. 12, 2022; Dec. 15, 2019; Nov. 15, 2019; March 2, 2019)
Renovation Cost:	\$60 million
Historic Donation:	\$20 million from UH System Board of Regents Chairman Tilman J. Fertitta and his family
Arena Amenities	Premium club area and courtside club Reconfigured bowl with mid-court seating closer to game action Floor-level seating opposite team benches for UH students New audio system, sports lighting and video boards New concession stands and expanded restrooms
Architects:	PGAL and AECOM
Project Manager:	Turner Construction

In December 2019, a statue of former Harris County Judge Roy Hofheinz was dedicated with members of his family outside the Fertitta Center Club lower entrance off Holman Street. Fans can learn more about Hofheinz and his contributions to the University, city and state at the Roy Hofheinz Wall, located on the concourse near Section 107.

The University of Houston will request that city officials rename a portion of Holman Street in front of the arena after the Hofheinz family. In addition, Roy Hofheinz's records will be permanently archived and publicly accessible as a special collection in the UH library, and the Alumni Center will house an area describing the lives and public service of Roy and Irene Hofheinz.

"This gift is personal. It represents a commitment from my family and me to support the University of Houston in its quest to strengthen our nationally competitive institution both in academics and athletics," Fertitta said. "Upgrading our athletics facilities shows we are serious about competing at the highest levels of collegiate sports for many years to come. I'm proud of where the University of Houston is today and I'm proud to make this investment in my university's future."





GUY V. LEWIS DEVELOPMENT FACILITY

Home of Houston Basketball

"I am proud and grateful that our administration recognized how important the Guy V. Lewis Development Facility is. We now have a place where our players can practice, work out, shoot, develop chemistry and improve their work ethics 24 hours a day, 365 days a year, with this facility. This is a game-changer."

Head Coach Kelvin Sampson

The University of Houston Men's Basketball program moved into its new home during the 2015-16 season following completion of construction of the Guy V. Lewis Development Facility.

The near-53,000-square-foot facility provides the environment that University of Houston Men's and Women's Basketball student-athletes need to excel throughout the season in all areas.

Named after 592-game winner and Hall of Fame Head Coach Guy V. Lewis, the Development Facility is located adjacent to Hofheinz Pavilion at the corner of Cullen Boulevard and Holman Street on the UH campus.

Construction on the \$25-million facility began in September 2014. Austin Commercial served as the construction manager for the project, which was designed by DLR Group and Page.

QUICK FACTS

Location:	Corner of Cullen Boulevard and Holman Street on UH campus
Construction Cost:	\$25 million
Size:	52,923 square feet
Dedicated:	April 3, 2016
Levels:	3
Level 1:	Dedicated practice courts for Men's and Women's Basketball programs with sports performance and sports medicine areas shared by both teams
Level 2:	Team areas, including locker room and academic/film rooms
Level 3:	Office space for Men's and Women's Basketball coaching/support staffs
Architects:	DLR Group and Page
Construction Manager:	Austin Commercial

The building was officially dedicated during NCAA Final Four Weekend in Houston on April 3, 2016, with Cougar and CBS Sports broadcasting great Jim Nantz serving as master of ceremonies

The first level houses a dedicated practice court for each team as well as sports performance and sports medicine areas, which are shared by both programs.

The second level features the teams' areas, which include locker room and academic/film theaters. The team rooms contain spacious, modern lockers, multiple video screens for television and video games and comfortable furniture.


The third level holds office space for both Men's and Women's Basketball coaching and support staffs.



THE UNIVERSITY OF HOUSTON



TIER ONE UNIVERSITY • RANKED ONE OF THE BEST COLLEGES IN THE U.S.



- Founded in 1927, the University of Houston empowers learning, discovery, leadership and engagement among 45,000+ students in one of the country's most diverse universities. UH alumni total more than 276,000 across time and more than 50 percent live in Houston and the Gulf Coast region.

- UH features world-renowned faculty within 15 academic colleges. We offer more than 300 undergraduate and graduate academic programs and award more than 9,000 degrees annually. The University also fulfills the needs of students beyond Houston by offering degree programs at the University of Houston at Sugar Land and University of Houston at Katy.

- UH is located in Houston, Texas, the nation's fourth-largest city, the energy capital of the world and home to the world's largest medical center. Our students regularly test their skills through internships with national and international companies based here, and our faculty routinely partner with businesses and government agencies through research.

- UH has the nation's only space architecture graduate program and the only Spanish-language creative writing program; it also has the first subsea engineering program in the U.S. UH's undergraduate entrepreneurship program consistently ranks among the top in the nation, and intellectual property and health law are among the top 10 law programs.

- Our nationally-ranked programs drive students to discover the multitude of academic resources that are available on-campus and online while our student-run organizations and athletics have something for everyone and connect students in authentic Coog culture. With more than 500 student organizations and 6,000 students living on campus in residence halls, apartments and townhouses, life at UH is active and lively.

- University of Houston faculty are renowned scholars with real-world experience who work closely with each student. The faculty includes 15 members of the National Academy of Engineering, four National Academy of Science members and a Nobel Laureate. From the Tony Award to the Nobel Peace Prize and back to the classroom, UH faculty makes things happen on campus and around the world.


- UH leads five nationally funded centers, comprising numerous collaborations with partner institutions and industry. Sponsored by nearly \$20 million in funding, these centers pioneer groundbreaking research in the areas of energy, materials, psychology, laser mapping and homeland security.

- UH is a home for big ideas. In 2017, UH ranked #1 in the nation among all public universities without medical schools in royalties from technology transfers. With more than \$22 million a year in royalties, UH has seen a 400 percent increase in patent income since 2010.

- The UH Technology Bridge boasts more than 30,000 square feet of incubator space and nearly 200,000 square feet of built-up space ideally suited for large laboratories, pilot scale facilities and light manufacturing. UH's innovation ecosystem allows entrepreneurial faculty, students and alumni to bring new discoveries into the market place or to establish partnerships to launch new companies.

uh.edu

RADIO/TV ROSTER



#1
JAMAL SHEAD
 G • 6-1 • 200 • Sr.-3L
 Manor, Texas
 @ j.uno1 X Thejshead



#2
CEDRIC LATH
 C • 6-9 • 265 • r-Fr.-RS
 Abidjan, Ivory Coast
 @ ced_lath X AguyCedric




#3
RAMON WALKER Jr.
 G • 6-4 • 210 • r-Jr.-2L
 Pearland, Texas
 @ ramonwalkerjr X ramonwalker04



#4
L.J. CRYER
 G • 6-1 • 190 • Sr.-TR
 Katy, Texas
 @ X ljcryer



#5
Ja'VIER FRANCIS
 F • 6-8 • 240 • Jr.-2L
 New Orleans, La.
 @ lahjay11 theJayFrancis10



#8
MYLIK WILSON
 G • 6-2 • 175 • r-Sr.-RS
 Rayville, La.
 @ m.w.13 X mylikw



#11
DAMIAN DUNN
 G • 6-5 • 205 • r-Sr.-TR
 Kinston, N.C.
 @ d.dunn2 X Dam1anKD



#12
JACOB McFARLAND
 C • 6-10 • 210 • Fr.-HS
 Moreno Valley, Calif.
 @ X jacobmcfar1and



#13
J'WAN ROBERTS
 F • 6-7 • 235 • r-Sr.-3L
 St. Thomas, U.S. Virgin Islands
 @ jwann_13 X JwanRoberts13



#15
KORDELIUS JEFFERSON
 G • 6-1 • 200 • Fr.-HS
 Arlington, Texas
 @ X korrdel



#20
RYAN ELVIN
 G • 6-1 • 170 • Sr.-SQ
 Round Rock, Texas
 X ryanelvin12



#21
EMANUEL SHARP
 G • 6-3 • 205 • r-So.-1L
 Tampa, Fla.
 @ X emanuelsharp_



#23
TERRANCE ARCENEAUX
 G • 6-5 • 205 • So.-1L
 Beaumont, Texas
 @ tarceneaux23 X TArceneaux21



#25
JOSEPH TUGLER
 F • 6-7 • 230 • Fr.-HS
 Houston, Texas
 @ josephTugler X joseph_tugler



KELVIN SAMPSON
 Head Coach
 10th Season at Houston
 35th Season Overall
 X CoachSampsonUH



KELLEN SAMPSON
 Assistant Coach
 10th Season at Houston
 14th Season Overall
 X kellenmsampson



QUANNAS WHITE
 Assistant Coach
 7th Season at Houston
 10th Season Overall
 X quannaswhite



K.C. BEARD
 Assistant Coach
 2nd Season (as Coach) at Houston
 5th Season (as Coach) Overall
 X CoachKCBeard1



KELVIN SAMPSON


Head Coach

10th Season at Houston • 35th Season Overall

258-77 Record at Houston • 758-347 Career Record

UNC Pembroke '78; Michigan State '80

CoachSampsonUH



• Ninth Men's Basketball head coach in University of Houston history

• Previously served as head coach at Indiana (2006-08); Oklahoma (1994-06); Washington State (1987-94) and Montana Tech (1981-85)

• 758-347 (.686) career record in 34+ seasons; 258-77 (.770) record in 9+ seasons at Houston

• 33rd coach (with 10+ years in NCAA Division I) to record 700 wins in career

• One of 16 coaches in NCAA history to lead 2+ different schools to NCAA Final Fours (1 – Oklahoma • 1 – Houston)

• One of 10 coaches in NCAA history to lead 3+ different schools to NCAA Tournament wins (11 – Oklahoma • 1 – Indiana • 3 – Houston)

• One of 15 coaches in NCAA history to lead 4+ different schools to NCAA Tournament (1 – Washington State • 11 – Oklahoma • 1 – Indiana • 2 – Houston)

• Veteran of 25 postseason tournaments (18 NCAA, 4 NIT, 3 NAIA District 12 playoffs) includes 2 NCAA Final Four (2021, 2002) • 2 Elite Eight (2022, 2003) • 3 Sweet 16 (2023, 2019, 1999) • 3 Second Round (2018, 2007, 2005) • 2 NIT Second Round (2004, 1992)

• Second-winningest coach in Houston history (258)... Ranks as Houston's career leader in winning percentage (.770)

• Only coach in Houston history to lead Cougars to five, six, seven, eight and nine consecutive 20-win seasons

• Seven conference regular-season championships (2022-23 The American • 2021-22 The American • 2019-20 The American • 2018-19 The American • 2004-05 Big 12 • 1984-85 Frontier • 1983-84 Frontier)

• Eight conference tournament championships (2022, 2021 The American • 2003, 2002, 2001 Big 12 • 1985, 1984, 1983 Frontier)

• Six National Coach of the Year awards (2022 CBS Sports • 2022 Ben Jobe • 2021 John McLendon Award • 2019 Clarence "Big House" Gaines • 2002 NABC • 1995 Associated Press)

• Seven District Coach of the Year awards (2023 USBWA District VII, 2023, 2022 NABC District 24 • 2019, 2018 NABC District 25 • 1992, 1991 Kodak District 14)

• Eight Conference Coach of the Year awards from four leagues (2023, 2022, 2019, 2018 The American • 1995 Big Eight • 1991 PAC-10 • 1985, 1983 Frontier)

• One Texas College Coach of the Year award (2022 [Dave Campbell's Texas Basketball])

• Worked for six years in the NBA coaching ranks (2011-14 • Houston Rockets • 2008-11 • Milwaukee Bucks)

• 15 NBA Draft picks • Seven NBA Draft First-Round selections

• He and his wife, Karen, have a daughter, Lauren, who is the Cougars' director of operations; a son, Kellen, who is an assistant coach at Houston; a granddaughter, Maisy Jade; and a grandson, Kylan Ned (children of Tonya and Kellen Sampson)

KELVIN SAMPSON'S YEAR-BY-YEAR RECORD

Year	Overall Record	Overall Pct.	Conference Record	Conference Pct.	Finish	Conf. Tourn	Notes	Postseason
Montana Tech (73-45 • 31-29 Frontier Conference • 3 NAIA District 12 [2-3])								
<i>Served as acting head coach on Jan. 1, 1981 • Totals not included above and below</i>								
1980-81	2-14	.125	2-11	.154				
<i>Became permanent head coach on March 14, 1981</i>								
1981-82	7-20	.259	0-15	.000			Frontier Conference Tournament Champions	NAIA District 12 Playoffs (1-1)
1982-83	22-9	.710	9-6	.600			Frontier Conference Coach of the Year	NAIA District 12 Playoffs (1-1)
1983-84	22-9	.710	10-5	.667	1st		Frontier Conference Champions Frontier Conference Tournament Champions	NAIA District 12 Playoffs (1-1)
1984-85	22-7	.759	12-3	.800	1st		Frontier Conference Champions Frontier Conference Tournament Champions	NAIA District 12 Playoffs (0-1)
Washington State (103-103 • 48-78 Pac-10 • 1 NCAA [0-1] • 1 NIT [1-1])								
1987-88	13-16	.448	7-11	.389	6th	1-1		
1988-89	10-19	.345	4-14	.222	8th	1-1		
1989-90	7-22	.241	1-17	.056	10th	0-1		
1990-91	16-12	.571	8-10	.444	6th		PAC-10 Coach of the Year Kodak District 14 Coach of the Year	
1991-92	22-11	.667	9-9	.500	t-5th		Kodak District 14 Coach of the Year	NIT Second Round (1-1)
1992-93	15-12	.556	9-9	.500	t-5th			
1993-94	20-11	.645	10-8	.556	t-4th			NCAA First Round (0-1)
Oklahoma (281-107 • 129-59 Big Eight/Big 12 • 11 NCAA [10-11] • 1 NIT [1-1])								
1994-95	23-9	.719	9-5	.643	3rd	1-1	AP National Coach of the Year Big Eight Coach of the Year	NCAA First Round (0-1)
1995-96	18-12	.600	8-6	.571	3rd	2-1		NCAA First Round (0-1)
1996-97	20-10	.667	10-6	.625	5th	2-1		NCAA First Round (0-1)
1997-98	22-11	.667	11-5	.688	t-2nd	0-1		NCAA First Round (0-1)
1998-99	22-11	.667	11-5	.688	t-2nd	2-1		NCAA Sweet 16 (2-1)
1999-00	27-7	.794	12-4	.750	t-3rd	2-1		NCAA Second Round (0-1)
2000-01	26-7	.788	12-4	.750	t-2nd	3-0	Big 12 Tournament Champions	NCAA First Round (0-1)
2001-02	31-5	.861	13-3	.813	2nd	3-0	Big 12 Tournament Champions NABC National Coach of the Year	NCAA Final Four (4-1)
2002-03	27-7	.794	12-4	.750	3rd	3-0	Big 12 Tournament Champions	NCAA Elite Eight (3-1)
2003-04	20-11	.645	8-8	.500	7th	1-1		NIT Second Round (1-1)
2004-05	25-8	.758	12-4	.750	t-1st	1-1	Big 12 Champions	NCAA Second Round (1-1)
2005-06	20-9	.690	11-5	.688	3rd	0-1		NCAA First Round (0-1)
Indiana (43-15 • 21-8 Big Ten • 1 NCAA [1-1])								
2006-07	21-11	.656	10-6	.625	3rd	0-1		NCAA Second Round (1-1)
2007-08	22-4	.846	11-2	.846				
Houston (258-77 • 13-3 Big 12 • 117-44 The American • 5 NCAA [12-5] • 2 NIT [0-2])								
2014-15	13-19	.406	4-14	.222	10th	1-1		
2015-16	22-10	.688	12-6	.667	t-3rd	0-1		NIT First Round (0-1)
2016-17	21-11	.656	12-6	.667	3rd	0-1		NIT First Round (0-1)
2017-18	27-8	.771	14-4	.778	t-2nd	2-1	The American Coach of the Year NABC District 25 Coach of the Year	NCAA Second Round (1-1)
2018-19	33-4	.892	16-2	.889	1st	2-1	The American Champions Clarence "Big House" Gaines National Coach of the Year The American Coach of the Year NABC District 25 Coach of the Year	NCAA Sweet 16 (2-1)
2019-20	23-8	.742	13-5	.722	t-1st	COVID-19	The American Champions	No Tournament – COVID
2020-21	28-4	.875	14-3	.824	2nd	3-0	The American Tournament Champions Coach of the Year (Houston Sports Awards) John McLendon Award	NCAA Final Four (4-1)
2021-22	32-6	.842	15-3	.833	1st	3-0	The American Champions The American Tournament Champions CBS Sports National Coach of the Year Ben Jobe Award The American Coach of the Year NABC District 24 Coach of the Year Texas Coach of the Year (Dave Campbell's Texas Basketball)	NCAA Elite Eight (3-1)
2022-23	33-4	.892	17-1	.944	1st	2-1	The American Champions The American Coach of the Year NABC District 24 Coach of the Year USBWA District VII Coach of the Year	NCAA Sweet 16 (2-1)
2023-24	26-3	.897	13-3	.813				
34+ yrs	758-347	.686	359-221	.619	7 – 1st	35-20	7 Conference Championships 8 Conference Tournament titles 6 National Coach of the Year awards 8 Conference Coach of the Year awards 7 District Coach of the Year awards 2 Houston Sports Awards Coach of the Year	18 NCAAAs (23-18) 4 NITs (2-4) 3 NAIA District 12 (2-3)
	4 30-win seasons				13 – Top 2			
	27 20-win seasons				21 – Top 3			
	21 20-win seasons in last 22 yrs.							

KELVIN SAMPSON • RECORD vs. OPPONENTS

Team	Overall	Houston	Indiana	Oklahoma	Washington State	Montana Tech	Team	Overall	Houston	Indiana	Oklahoma	Washington State	Montana Tech
Abilene Christian	1-0	1-0	---	---	---	---	IUPUI	1-0	---	1-0	---	---	---
Akron	0-1	0-1	---	---	---	---	Jackson State	6-0	1-0	---	4-0	1-0	---
Alabama	3-5	0-2	---	2-1	1-2	---	Jamestown	1-0	---	---	---	---	1-0
Alabama A&M	1-0	1-0	---	---	---	---	Kansas	6-12	0-1	---	6-11	---	---
Alabama State	2-0	1-0	---	1-0	---	---	Kansas State	12-4	1-0	---	11-4	---	---
Alaska-Anchorage	2-0	---	---	---	2-0	---	Kent State	1-0	1-0	---	---	---	---
Alberta	1-0	---	---	---	---	1-0	Kentucky	1-2	0-1	1-1	---	---	---
Alcorn State	4-0	2-0	---	1-0	1-0	---	La Salle	1-0	---	---	1-0	---	---
American-Puerto Rico	1-0	---	---	1-0	---	---	Lafayette	1-0	---	1-0	---	---	---
Appalachian State	0-1	---	---	---	0-1	---	Lake Region College	1-0	---	---	---	---	1-0
Arizona	3-15	1-0	---	2-0	0-15	---	Lamar	3-0	2-0	---	1-0	---	---
Arizona State	8-6	---	---	---	8-6	---	Lethbridge	5-0	---	---	---	---	5-0
Arkansas	4-2	0-1	---	4-1	---	---	Lewis-Clark State	0-2	---	---	---	---	0-2
Arkansas State	1-0	---	---	1-0	---	---	Liberty	2-0	2-0	---	---	---	---
Arkansas-Pine Bluff	2-1	0-1	---	2-0	---	---	Longwood	1-0	---	1-0	---	---	---
Auburn	1-0	1-0	---	---	---	---	Louisiana	2-0	1-0	---	---	1-0	---
Azusa Pacific	1-0	---	---	---	1-0	---	Louisiana Tech	1-0	---	---	1-0	---	---
Ball State	1-0	---	1-0	---	---	---	LSU	3-2	2-2	---	1-0	---	---
Baylor	23-1	1-1	---	22-0	---	---	Manhattan	0-1	---	---	0-1	---	---
Belmont	1-0	---	---	1-0	---	---	Marquette	1-0	---	---	---	1-0	---
Bethune-Cookman	1-0	---	---	1-0	---	---	Mary College	2-1	---	---	---	---	2-1
Binghamton	1-0	---	---	1-0	---	---	Maryland	1-1	---	---	1-1	---	---
Boise State	1-1	1-1	---	---	---	---	McNeese	2-0	2-0	---	---	---	---
Boston	1-0	---	---	1-0	---	---	Memphis	9-10	9-8	---	0-2	---	---
Bryant	1-0	1-0	---	---	---	---	Mesa State	0-1	---	---	---	---	0-1
Butler	2-2	1-0	0-1	1-1	---	---	Miami (Fla.)	0-1	0-1	---	---	---	---
BYU	2-2	2-1	---	---	0-1	---	Michigan	2-3	0-1	2-1	0-1	---	---
BYU-Hawai'i	2-0	---	---	---	2-0	---	Michigan State	5-4	---	2-1	2-2	1-1	---
Boston College	0-1	---	---	---	0-1	---	Minnesota	4-0	---	2-0	1-0	1-0	---
Cal State Northridge	2-0	---	---	1-0	1-0	---	Minot State	2-0	---	---	---	---	2-0
Calgary	0-2	---	---	---	---	0-2	Mississippi	1-2	---	---	1-2	---	---
California	9-7	---	---	2-0	7-7	---	Mississippi State	0-3	---	---	0-3	---	---
Carroll College	9-5	---	---	---	---	8-4	Mississippi Valley State	1-0	1-0	---	---	---	---
Centenary	1-1	---	---	1-0	0-1	---	Missouri	13-9	---	---	13-9	---	---
Central Connecticut State	2-0	---	---	1-0	1-0	---	Missouri State	1-0	---	---	1-0	---	---
Central Michigan	1-0	---	---	1-0	---	---	Monmouth	1-0	---	---	---	1-0	---
Chadron State	1-0	---	---	---	---	1-0	Montana	1-0	1-0	---	---	---	---
Charlotte	2-0	---	1-0	1-0	---	---	Montana State	2-0	---	---	2-0	---	---
Chattanooga	1-0	---	1-0	---	---	---	Morgan State	2-0	2-0	---	---	---	---
Chicago State	2-0	---	2-0	---	---	---	Mount St. Mary's	2-0	---	---	2-0	---	---
Cincinnati	15-11	15-9	---	0-2	---	---	Murray State	2-1	2-0	---	0-1	---	---
Cleveland State	1-0	1-0	1-0	---	---	---	NC State	0-1	---	---	0-1	---	---
College of Idaho	3-3	---	---	---	---	3-3	Nebraska	11-5	---	---	11-5	---	---
Colorado	4-3	---	---	14-3	---	---	Nebraska Wesleyan	1-0	---	---	---	---	1-0
Coppin State	11-0	1-0	1-0	8-0	1-0	---	New Mexico	0-1	---	---	---	0-1	---
Cornell	1-0	1-0	---	---	---	---	New Mexico Highlands	1-0	---	---	---	---	1-0
Dayton	1-0	1-0	---	---	---	---	New Orleans	1-0	1-0	---	---	---	---
Delaware State	2-0	---	---	1-0	1-0	---	Niagara	1-0	---	---	1-0	---	---
Drexel	1-1	0-1	---	1-0	---	---	Nicholls	4-0	1-0	---	3-0	---	---
Duke	0-2	---	0-1	0-1	---	---	NJIT	1-0	1-0	---	---	---	---
East Carolina	12-2	12-2	---	---	---	---	North Carolina A&T	1-0	1-0	---	---	---	---
Eastern Kentucky	1-0	---	---	---	1-0	---	North Carolina Central	1-0	1-0	---	---	---	---
Eastern Illinois	2-0	2-0	---	1-0	---	---	North Florida	1-0	1-0	---	---	---	---
Eastern Michigan	1-0	---	---	---	1-0	---	North Texas	2-0	---	---	2-0	---	---
Eastern Oregon State	3-0	---	---	---	---	3-0	Norfolk State	1-0	1-0	---	---	---	---
Eastern Washington	6-0	---	---	1-0	5-0	---	Northern Colorado	2-0	1-0	---	1-0	---	---
Fairfield	1-0	1-0	---	---	---	---	Northern Kentucky	1-0	1-0	---	---	---	---
Florida	0-1	---	---	0-1	---	---	Northern Montana	8-8	---	---	---	---	8-5
Florida A&M	3-0	1-0	---	1-0	1-0	---	Northern State	0-2	---	---	---	---	0-2
Florida Atlantic	1-0	---	---	1-0	---	---	Northwest Nazarene	3-3	---	---	---	---	3-3
Fresno State	1-1	---	---	---	1-1	---	Northwestern	2-0	---	2-0	---	---	---
George Mason	1-0	1-0	---	---	---	---	Northwestern State	3-0	2-0	---	1-0	---	---
George Washington	1-0	---	---	1-0	---	---	Ohio	1-0	---	---	---	1-0	---
Georgia Southern	1-0	---	---	1-0	---	---	Ohio State	2-1	1-0	1-1	---	---	---
Georgia State	2-0	1-0	---	1-0	---	---	Oklahoma	1-0	1-0	---	---	---	---
Georgia Tech	2-3	1-1	1-0	0-2	---	---	Oklahoma Baptist	1-0	---	---	---	1-0	---
Gonzaga	1-1	---	1-0	---	0-1	---	Oklahoma State	15-15	3-1	---	12-14	---	---
Grand Canyon	0-1	0-1	---	---	---	---	Oral Roberts	8-0	1-0	---	6-0	1-0	---
Great Falls	7-10	---	---	---	---	6-8	Oregon	10-9	3-1	---	---	7-8	---
Hartford	1-0	---	---	1-0	---	---	Oregon State	9-8	1-0	---	1-0	7-8	---
Harvard	0-2	0-2	---	---	---	---	Oregon Tech	1-0	---	---	---	---	1-0
Hawai'i	1-0	---	---	---	1-0	---	Our Lady of the Lake	1-0	1-0	---	---	---	---
Hawai'i-Hilo	1-0	---	---	1-0	---	---	Penn	1-0	1-0	---	---	---	---
Hawai'i-Pacific	1-0	---	---	---	1-0	---	Penn State	3-0	---	3-0	---	---	---
High Point	2-0	---	---	2-0	---	---	Pittsburg State	1-0	---	---	---	1-0	---
Hofstra	1-0	1-0	---	---	---	---	Portland	2-1	1-0	---	---	1-1	---
Houston Baptist	2-0	2-0	---	---	---	---	Prairie View A&M	6-0	3-0	---	2-0	1-0	---
Idaho	3-5	---	---	---	3-5	---	Princeton	3-0	---	---	2-0	1-0	---
Illinois	4-2	1-0	3-2	---	---	---	Providence	1-0	1-0	---	---	---	---
Illinois State	1-0	---	1-0	---	---	---	Purdue	6-2	---	2-1	4-1	---	---
Illinois-Chicago	1-0	---	---	1-0	---	---	Regina	1-0	---	---	---	---	1-0
Indiana	0-4	---	---	0-2	0-2	---	Rhode Island	1-1	1-1	---	---	---	---
Indiana State	2-1	---	1-0	0-1	1-0	---	Rice	5-0	5-0	---	---	---	---
Iowa	3-1	---	3-1	---	---	---	Rocky Mountain	6-10	---	---	---	---	6-7
Iowa State	10-7	1-1	---	9-6	---	---	Rutgers	1-0	1-0	---	---	---	---

KELVIN SAMPSON • RECORD vs. OPPONENTS

Team	Overall	Houston	Indiana	Oklahoma	Washington State	Montana Tech
Sacramento State	3-0	---	---	---	3-0	---
St. John's	0-0	---	---	---	---	---
Saint Joseph's	1-0	1-0	---	---	---	---
Saint Louis	2-0	2-0	---	---	---	---
Saint Mary's (Calif.)	1-0	1-0	---	---	---	---
Sam Houston State	2-0	---	---	2-0	---	---
Samford	1-0	---	---	1-0	---	---
San Diego	1-0	---	---	1-0	---	---
San Diego State	2-0	1-0	---	---	1-0	---
San Francisco State	1-0	---	---	---	1-0	---
San Jose State	1-1	---	---	---	1-1	---
Seattle	2-0	---	---	---	1-0	1-0
Simon Fraser	1-0	---	---	---	1-0	---
SMU	15-7	11-7	---	4-0	---	---
South Carolina	2-0	2-0	---	---	---	---
South Carolina State	1-1	0-1	---	1-0	---	---
South Dakota	1-0	1-0	---	---	---	---
South Florida	14-2	14-2	---	---	---	---
Southeast Missouri State	1-0	---	---	1-0	---	---
Southern	1-0	---	---	1-0	---	---
Southern Alberta Tech	3-0	---	---	---	---	3-0
Southern Illinois	2-0	---	2-0	---	---	---
Southern Utah	1-0	---	---	---	1-0	---
St. Bonaventure	1-0	---	---	1-0	---	---
Stanford	6-9	---	---	0-1	6-8	---
Stephen F. Austin	0-1	---	---	---	0-1	---
Stetson	1-0	1-0	---	---	---	---
Syracuse	1-1	1-0	---	0-1	---	---
Temple	11-5	11-4	---	0-1	---	---
Tennessee	0-1	---	---	---	0-1	---
TCU	0-1	0-1	---	---	---	---
Tennessee State	1-0	---	1-0	---	---	---
Texas	20-9	2-0	---	18-9	---	---
Texas A&M	21-1	1-0	---	20-1	---	---
Texas A&M-Corpus Christi	1-0	1-0	---	---	---	---
Texas Southern	4-0	1-0	---	2-0	1-0	---
Texas State	5-0	3-0	---	2-0	---	---
Texas Tech	19-7	3-0	---	16-7	---	---
Towson	1-0	1-0	---	---	---	---
Trinity Western	1-0	---	---	---	---	1-0
Tulane	18-3	17-3	---	1-0	---	---
Tulsa	15-7	11-6	---	4-1	---	---
UAB	1-0	1-0	---	---	---	---
UALR	1-0	---	---	1-0	---	---
UC Irvine	3-0	---	---	3-0	---	---
UC San Diego	1-0	---	---	---	1-0	---
UCF	14-4	14-4	---	---	---	---
UCLA	2-14	---	0-1	---	2-13	---
UConn	12-5	8-3	1-1	3-1	---	---
UIW	1-0	1-0	---	---	---	---
ULM	4-0	2-0	---	2-0	---	---
UNC Asheville	1-0	---	---	1-0	---	---
UNC Wilmington	1-0	---	1-0	---	---	---
USC	6-9	---	---	---	6-9	---
UT Arlington	2-0	1-0	---	1-0	---	---
UT Rio Grande Valley	6-0	4-0	---	2-0	---	---
Utah	1-1	1-0	---	0-1	---	---
Utah State	1-0	1-0	---	---	---	---
UTEP	1-0	1-0	---	---	---	---
UTSA	1-0	---	---	1-0	---	---
Valley City State	1-0	---	---	---	---	1-0
Vermont	1-0	1-0	---	---	---	---
Villanova	0-2	0-1	---	0-1	---	---
Virginia	2-0	2-0	---	---	---	---
Wake Forest	1-0	1-0	---	---	---	---
Warner Pacific	1-0	---	---	---	---	1-0
Washington	8-8	---	---	0-1	7-7	---
West Virginia	1-1	1-0	---	0-1	---	---
Western Carolina	2-0	---	1-0	1-0	---	---
Western Illinois	2-0	---	1-0	1-0	---	---
Western Montana	12-5	---	---	---	---	12-2
Western Michigan	1-0	---	1-0	---	---	---
Western New Mexico	0-1	---	---	---	---	0-1
Whitman College of Walla Walla	0-1	---	---	---	---	0-1
Whitworth	0-2	---	---	---	---	0-1
Wichita State	10-2	10-2	---	---	---	---
Winthrop	1-0	---	---	1-0	---	---
Wisconsin	3-5	0-1	1-2	0-1	2-1	---
Wisconsin-Milwaukee	0-1	---	---	0-1	---	---
Wisconsin-Stout	0-1	---	---	---	---	---
WKU	2-0	---	---	1-0	---	---
Wyoming	1-0	1-0	---	---	---	---
Xavier	2-1	1-0	0-1	1-0	---	---
Totals	758-347	258-77	43-15	281-107	103-103	73-45

NCAA WINNINGEST COACHES (10+ years at NCAA Division I level)

Red Bold indicates coaches with **Houston** ties • Bold indicates active coaches • through games of March 3, 2024

Rk.	Coach	Wins	Losses	Pct.	School (Years)
1.	Mike Krzyzewski	1,202	368	.766	Duke (1980-22); Army West Point (1975-80)
2.	Jim Boeheim	1,015	441	.697	Syracuse (1976-23)
3.	Bob Huggins	935	414	.693	West Virginia (2007-23); Kansas State (2006-07); Cincinnati (1989-05); Akron (1984-89); Walsh (1980-83)
4.	Jim Calhoun	920	397	.699	St. Joseph's (Conn.) (2018-21); UConn (1986-2012); Northeastern (1972-86)
5.	Roy Williams	903	264	.774	North Carolina (2003-22); Kansas (1988-03)
6.	Bob Knight	902	371	.709	Texas Tech (2001-08); Indiana (1972-00); Army West Point (1965-72)
7.	Dean Smith	879	254	.776	North Carolina (1961-97)
8.	Adolph Rupp	876	190	.822	Kentucky (1930-72)
9.	Cliff Ellis	831	565	.595	Coastal Carolina (2007 – present); Auburn (1994-04); Clemson (1984-94); South Alabama (1975-84)
10.	Jim Phelan	830	524	.613	Mount St. Mary's (1954-2003)
11.	Rollie Massimino	816	462	.638	Keiser (2006-17); Cleveland State (1996-03); UNLV (1992-94); Villanova (1973-92); Stony Brook (1969-71)
12.	Bill Self	812	245	.768	Kansas (2003 – present); Illinois (2000-03); Tulsa (1997-00); Oral Roberts (1993-97)
13.	John Calipari	811	259	.758	Kentucky (2009 – present); Memphis (2000-09); UMass (1988-96)
14.	Eddie Sutton	806	326	.712	San Francisco (2007-08); Oklahoma State (1990-06); Kentucky (1985-89); Arkansas (1974-85); Creighton (1969-74)
15.	Rick Byrd	805	403	.666	Belmont (1986-21); Lincoln Memorial (1983-86); Maryville (Tenn.) (1978-80)
16.	Rick Barnes	802	412	.661	Tennessee (2015 – present); Texas (1998-15); Clemson (1994-98); Providence (1988-94); George Mason (1987-88)
17.	Lefty Driesell	786	394	.666	Maryland (1969-86); James Madison (1988-97); Georgia State (1997-03); Davidson (1960-69)
18.	Lute Olson	781	279	.737	Arizona (1983-07); Iowa (1974-83); Long Beach State (1973-74)
19.	Lou Henson	779	412	.654	New Mexico State (1997-2005); Illinois (1975-96); New Mexico State (1966-75); Hardin-Simmons (1962-66)
20.	Bo Ryan	762	241	.760	Wisconsin (2001-16); Milwaukee (1999-01); Wisconsin-Platteville (1984-99)
21.	Ed Diddle	759	302	.715	Western Kentucky (1922-64)
22.	Kelvin Sampson	758	347	.686	Houston (2014 – present); Indiana (2006-08); Oklahoma (1994-06); Washington State (1987-94); Montana Tech (1981-85)
23.	Henry Iba	755	340	.689	Oklahoma State (1934-70); Colorado (1933-34); Northwest Missouri State (1929-33)
t23.	John Beilein	754	425	.640	Michigan (2007-19); West Virginia (2002-07); Richmond (1997-02); Canisius (1992-97); Le Moyne (1983-92); Nazareth (1982-83)
25.	Dana Altman	750	393	.656	Oregon (2010 – present); Creighton (1994-10); Kansas State (1990-94); Marshall (1989-90)
26.	Phog Allen	746	264	.739	Kansas (1907-09, 1919-56); Central Missouri (1912-19); Haskell (1908-09); Baker (1905-08)
27.	John Chaney	741	312	.704	Temple (1982-06)
28.	Jim Larranaga	740	497	.598	Miami (Fla.) (2011 – present); George Mason (1997-11); Bowling Green (1986-97); American International (1977-79)
t29.	Jerry Tarkanian	729	201	.784	Fresno State (1995-02); UNLV (1973-92); Long Beach State (1968-73)
t29.	Norm Stewart	729	373	.662	Missouri (1967-99); Northern Iowa (1961-67)
31.	Rick Pitino	728	302	.707	St. John's (2023 – present); Iona (2020-23) Louisville (2001-17); Kentucky (1989-97); Providence (1985-87); Boston University (1978-83); Hawai'i (1975-76)
32.	Ray Meyer	724	354	.672	DePaul (1942-84)
33.	Jerry Slocum	723	556	.565	Youngtown State (2005-17); Gannon (1996-05); Geneva (1987-96); Nyack (1975-87)
34.	Don Haskins	719	353	.671	UTEP (1961-99)
35.	Mark Few	712	141	.835	Gonzaga (2000 – present)
36.	Tom Izzo	704	292	.707	Michigan State (1996 – present)
37.	Larry Hunter	702	453	.608	Western Carolina (2005-18); Ohio (1989-2001); Wittenberg (1976-89)
38.	Greg Kampe	695	536	.565	Oakland (1984 – present)
39.	Steve Alford	681	355	.657	Nevada (2019 – present); UCLA (2014-19); New Mexico (2008-13); Iowa (2000-07); Missouri State (1996-99); Manchester (1992-95)
40.	Mike Montgomery	677	317	.681	California (2008-14); Stanford (1986-04); Montana (1978-86)
41.	Denny Crum	675	295	.696	Louisville (1971-01)
42.	Lon Kruger	674	432	.609	Oklahoma (2011-21); UNLV (2004-11); Illinois (1996-00); Florida (1990-96); Kansas State (1986-90); UTRGV (1982-86)
43.	Gary Williams	668	380	.637	Maryland (1989-11); Ohio State (1986-89); Boston College (1982-86); American (1978-82)
44.	John Wooden	664	162	.804	UCLA (1948-75); Indiana State (1946-48)
t45.	Bruce Pearl	657	263	.714	Auburn (2015 – present); Tennessee (2006-11); Milwaukee (2002-05); Southern Indiana (1993-01)
t45.	Ralph Miller	657	382	.632	Oregon State (1970-89); Iowa (1964-70); Wichita State (1951-64)
47.	Tom Penders	649	437	.598	Houston (2004-10); George Washington (1998-2001); Texas (1988-98); Rhode Island (1986-88); Fordham (1978-86); Columbia (1974-78); Tufts (1971-74)
48.	Gene Bartow	647	353	.647	UAB (1978-96); UCLA (1975-77); Illinois (1974-75); Memphis (1970-74); Valparaiso (1964-70); Central Missouri (1961-64)
49.	Tubby Smith	642	370	.634	High Point (2018-22); Memphis (2016-18); Texas Tech (2013-16); Minnesota (2007-13); Kentucky (1997-2007); Georgia (1995-97); Tulsa (1991-95)
t50.	Jay Wright	641	281	.695	Villanova (2002-22); Hofstra (1995-01)
t50.	Billy Tubbs	641	340	.653	Lamar (2003-06); TCU (1994-02); Oklahoma (1980-94); Lamar (1976-80); Southwestern (Texas) (1971-73)
t52.	Homer Drew	640	427	.600	Valparaiso (1988-11); Indiana-South Bend (1987-88); Bethel (Ind.) (1976-87);
53.	Marv Harshman	637	444	.589	Washington State (1958-71); Washington (1971-85); Pacific Lutheran (1945-58)
54.	Bob McKillop	634	383	.623	Davidson (1990-22)
55.	Hugh Durham	633	429	.596	Jacksonville (1997-05); Georgia (1978-95); Florida State (1966-78)
56.	Norm Sloan	624	393	.614	NC State (1966-80); Florida (1960-89); The Citadel (1956-60); Presbyterian (1951-55)
t57.	Leonard Hamilton	620	488	.560	Florida State (2002 – present); Miami (Fla.) (1990-00); Oklahoma State (1986-90)
t57.	Stew Morrill	620	294	.678	Utah State (1998-15); Colorado State (1991-98); Montana (1986-91)
59.	Ben Braun	615	517	.543	Rice (2008-14); California (1996-08); Eastern Michigan (1985-96); Siena Heights (1977-85)
60.	Bob Hoffman	613	373	.622	Central Oklahoma (2019 – present); Mercer (2008-19); UT Rio Grande Valley (1999-04); Oklahoma Baptist (1990-99)
61.	Fran Dunphy	610	359	.630	La Salle (2022 – present); Temple (2006-19); Penn (1989-06)
62.	Greg McDermott	602	353	.630	Creighton (2010 – present); Iowa State (2006-10); Northern Iowa (2001-06); North Dakota State (2000-01); Wayne State (Neb.) (1994-00)
63.	Slats Gill	599	393	.604	Oregon State (1928-64)
64.	Tom Davis	598	355	.627	Drake (2003-07); Iowa (1986-99); Stanford (1982-86); Boston College (1977-82); Lafayette (1971-77)
65.	Abe Lemons	597	344	.634	Texas (1976-82); UTRGV (1973-76); Oklahoma City (1955-73)
66.	John Thompson	596	239	.714	Georgetown (1972-99)
67.	Guy V. Lewis	592	279	.680	Houston (1956-86)
t68.	Danny Kaspar	584	302	.659	Texas State (2014-20); Stephen F. Austin (2001-13); UIW (1992-00)
t68.	Tony Shaver	584	389	.600	William & Mary (2004-19); Hampden-Sydney (1987-03)
t70.	Mike Brey	582	332	.637	Notre Dame (2001-23); Delaware (1995-00)



2018-19
American Athletic Conference
Regular Season



2020-21
American Athletic Conference
Tournament



2021
NCAA Tournament
Final Four
Midwest Regional
Championship



2021-22
American Athletic Conference
Regular Season



2021-22
American Athletic Conference
Tournament



2022-23
American Athletic Conference
Regular Season

COACHES who LED THREE SCHOOLS to NCAA FINAL FOUR (2)

Coach	1st School	2nd School	3rd School
Rick Pitino	Providence	Kentucky	Louisville
John Calipari	UMass	Memphis	Kentucky

COACHES who LED TWO SCHOOLS to NCAA FINAL FOUR (15)

Coach	1st School	2nd School
Kelvin Sampson	Oklahoma	Houston
Forddy Anderson	Bradley	Michigan State
Gene Bartow	Memphis	UCLA
Larry Brown	UCLA	Kansas
Hugh Durham	Florida State	Georgia
Jack Gardner	Kansas State	Utah
Lou Henson	New Mexico State	Illinois
Bob Huggins	Cincinnati	West Virginia
Lon Kruger	Florida	Oklahoma
Jim Larranaga	George Mason	Miami (Fla.)
Frank McGuire	St. John's	North Carolina
Lute Olson	Iowa	Arizona
Lee Rose	Charlotte	Purdue
Eddie Sutton	Arkansas	Oklahoma State
Roy Williams	Kansas	North Carolina

COACHES who LED FIVE SCHOOLS to NCAA TOURNAMENT WINS (1)

Coach	1st School	2nd School	3rd School	4th School	5th School
Lon Kruger	Kansas State	Florida	Illinois	UNLV	Oklahoma

COACHES who LED FOUR SCHOOLS to NCAA TOURNAMENT WINS (3)

Coach	1st School	2nd School	3rd School	4th School
Steve Alford	Missouri State	Iowa	New Mexico	UCLA
Eddie Sutton	Creighton	Arkansas	Kentucky	Oklahoma State
Tubby Smith	Tulsa	Georgia	Kentucky	Minnesota

COACHES who LED THREE SCHOOLS to NCAA TOURNAMENT WINS (6)

Coach	1st School	2nd School	3rd School
Kelvin Sampson	Oklahoma	Indiana	Houston
Rick Barnes	Clemson	Texas	Tennessee
John Beilein	Richmond	West Virginia	Michigan
Lefty Driesell	Davidson	Maryland	Georgia State
Jim Harrick	Pepperdine	UCLA	Rhode Island
Rick Pitino	Providence	Kentucky	Louisville



YEARS BETWEEN FINAL FOUR APPEARANCES

Italics indicate first two Final Fours of respective head coach's career

Rk.	Yrs.	Coach	Year – School	Years – School
1.	36	Ray Meyer	1943 – DePaul	1979 – DePaul
2.	22	Lon Kruger	1994 – Florida	2016 – Oklahoma
t3.	19	Kelvin Sampson	2002 – Oklahoma	2021 – Houston
		Lou Henson	1980 – New Mexico State	1989 – Illinois
5.	18	Bob Huggins	1992 – Cincinnati	2010 – West Virginia
t6.	17	Jim Larranaga	2006 – George Mason	2023 – Miami (Fla.)
		Eddie Sutton	1978 – Arkansas	1995 – Oklahoma State
t8.	14	Guy V. Lewis	1968 – Houston	1982 – Houston
		Slats Gill	1949 – Oregon State	1963 – Oregon State
10.	13	Branch McCracken	1940 – Indiana	1953 – Indiana
t11.	12	John Calipari	1996 – UMass	2008 – Memphis
		Phog Allen	1940 – Kansas	1952 – Kansas
13.	11	Hugh Durham	1972 – Florida State	1983 – Georgia
t14.	10	Jim Boeheim	2003 – Syracuse	2013 – Syracuse
		Jerry Tarkanian	1977 – UNLV	1987 – UNLV
		Jack Gardner	1951 – Kansas State	1961 – Utah
t17.	9	Eddie Sutton	1995 – Oklahoma State	2004 – Oklahoma State
		Roy Williams	1993 – Kansas	2002 – Kansas
		Jim Boeheim	1997 – Syracuse	1996 – Syracuse
		Dean Smith	1982 – North Carolina	1991 – North Carolina
t21.	8	Rick Pitino	1997 – Kentucky	2005 – Louisville
		Lute Olson	1980 – Iowa	1988 – Arizona
		Adolph Rupp	1958 – Kentucky	1966 – Kentucky
		Bruce Drake	1938 – Oklahoma	1947 – Oklahoma

COACHES who LED FIVE SCHOOLS to NCAA TOURNAMENT (3)

Coach	1st School	2nd School	3rd School	4th School	5th School
Lon Kruger	Kansas State	Florida	Illinois	UNLV	Oklahoma
Rick Pitino	Boston Univ.	Providence	Kentucky	Louisville	Iona
Tubby Smith	Tulsa	Georgia	Kentucky	Minnesota	Texas Tech

COACHES who LED FOUR SCHOOLS to NCAA TOURNAMENT (12)

Coach	1st School	2nd School	3rd School	4th School
Kelvin Sampson	Washington State	Oklahoma	Indiana	Houston
Steve Alford	Missouri State	Iowa	New Mexico	UCLA
Rick Barnes	Providence	Clemson	Texas	Tennessee
John Beilein	Canisius	Richmond	West Virginia	Michigan
Lefty Driesell	Davidson	Maryland	James Madison	Georgia State
Cliff Ellis	South Alabama	Clemson	Auburn	Coastal Carolina
Larry Eustachy	Utah State	Iowa State	Southern Miss	Colorado State
Jim Harrick	Pepperdine	UCLA	Rhode Island	Georgia
Ben Howland	Northern Arizona	Pittsburgh	UCLA	Mississippi State
Fran McCaffery	Lehigh	UNC Greensboro	Siena	Iowa
Tom Penders	Rhode Island	Texas	George Washington	Houston
Eddie Sutton	Creighton	Arkansas	Kentucky	Oklahoma State

MOST VICTORIES
among ACTIVE NCAA DIVISION I COACHES
through games of March 3, 2024

Rk.	Wins	Coach	School(s)	Years
1.	812	Bill Self	Tulsa, Illinois, Kansas	1999 –
2.	811	John Calipari	UMass, Memphis, Kentucky	1989 –
3.	802	Rick Barnes	George Mason, Providence, Clemson, Texas, Tennessee	1988 –
4.	758	Kelvin Sampson	Montana Tech, Washington State, Oklahoma, Indiana, Houston	1982 –
5.	750	Dana Altman	Marshall, Kansas State, Creighton, Oregon	1990 –
6.	740	Jim Larranaga	American International, Bowling Green, George Mason, Miami (Fla.)	1978 –
7.	728	Rick Pitino	Hawai'i, Boston, Providence Kentucky, Louisville, Iona, St. John's	1975 –
8.	712	Mark Few	Gonzaga	2000 –
9.	704	Tom Izzo	Michigan State	1996 –
10.	695	Greg Kampe	Oakland	1985 –
11.	681	Steve Alford	Manchester, Missouri State, Iowa New Mexico, UCLA, Nevada	1992 –
12.	657	Bruce Pearl	Southern Indiana, Milwaukee, Tennessee, Auburn	1993 –
13.	620	Leonard Hamilton	Oklahoma State, Miami (Fla.), Florida State	1987 –
14.	610	Fran Dunphy	Penn, Temple, La Salle	1990 –
15.	602	Greg McDermott	Wayne State (Neb.), UNI, Iowa State, Creighton	1994 –
16.	577	Scott Nagy	South Dakota State, Wright State	1995 –
17.	557	Jeff Jones	Virginia, American, Old Dominion	1990 –
18.	552	Herb Sendek	Miami (Ohio), NC State Arizona State, Santa Clara	1993 –
19.	531	Randy Bennett	Saint Mary's (Calif.)	2001 –
20.	530	Fran McCaffery	Lehigh, UNC Greensboro, Siena, Iowa	1985 –
21.	523	Ron Cottrell	Houston Christian	1991 –
22.	522	Keith Dambrot	Tiffin, Ashland, Central Michigan, Akron, Duquesne	1984 –
23.	514	Ron Hunter	IUPUI, Georgia State, Tulane	1994 –



MOST GAMES
among ACTIVE NCAA DIVISION I COACHES
through games of March 3, 2024

Rk.	No.	Coach	School(s)	Years
1.	1,237	Jim Larranaga	American International, Bowling Green, George Mason, Miami (Fla.)	1978 –
2.	1,231	Greg Kampe	Oakland	1985 –
3.	1,214	Rick Barnes	George Mason, Providence, Clemson, Tennessee	1988 –
4.	1,143	Dana Altman	Marshall, Kansas State, Creighton, Oregon	1990 –
5.	1,108	Leonard Hamilton	Oklahoma State, Miami (Fla.), Florida State	1987 –
6.	1,105	Kelvin Sampson	Montana Tech, Washington State, Oklahoma, Indiana, Houston	1982 –
7.	1,070	John Calipari	UMass, Memphis, Kentucky	1989 –
8.	1,057	Bill Self	Tulsa, Illinois, Kansas	1999 –
t9.	1,036	Ron Cottrell	Houston Christian	1991 –
t9.	1,036	Steve Alford	Manchester, Missouri State, Iowa New Mexico, UCLA, Nevada	1992 –
11.	1,030	Rick Pitino	Iona, Louisville, Kentucky, Providence, Boston, Hawai'i	1975 –
12.	996	Tom Izzo	Michigan State	1996 –
13.	978	Jeff Jones	Virginia, American, Old Dominion	1990 –

MOST YEARS
among ACTIVE NCAA DIVISION I COACHES
including 2023-24 season

Rk.	Years	Coach	School(s)	Years
t1.	40	Jim Larranaga	American International, Bowling Green, George Mason, Miami (Fla.)	1978 –
t1.	40	Greg Kampe	Oakland	1985 –
3.	37	Rick Barnes	George Mason, Providence, Clemson, Texas, Tennessee	1988 –
t4.	36	Rick Pitino	Hawai'i, Boston, Providence, Kentucky, Louisville, Iona	1975 –
t5.	36	Leonard Hamilton	Oklahoma State, Miami (Fla.), Florida State	1987 –
t6.	35	Kelvin Sampson	Montana Tech, Washington State, Oklahoma, Indiana, Houston	1982 –
t6.	35	Dana Altman	Marshall, Kansas State, Creighton, Oregon	1990 –
t8.	33	Ron Cottrell	Houston Christian	1992 –
t8.	33	Steve Alford	Manchester, Missouri State, Iowa New Mexico, UCLA, Nevada	1992 –
t11.	32	John Calipari	UMass, Memphis, Kentucky	1989 –
t11.	32	Jeff Jones	Virginia, American, Old Dominion	1991 –
t11.	32	Fran Dunphy	Penn, Temple, La Salle	1990 –

MOST NCAA DIVISION I 20-WIN SEASONS
among ACTIVE COACHES
entering 2023-24 season
* – total includes 2023-24 season

Rk.	No.	Coach	School(s)	Years
1.	* 28	John Calipari	UMass, Memphis, Kentucky	1989 –
2.	* 27	Bill Self	Tulsa, Illinois, Kansas	1999 –
t3.	25	Dana Altman	Marshall, Kansas State, Creighton, Oregon	1990 –
t3.	* 25	Mark Few	Gonzaga	2000 –
t5.	* 24	Kelvin Sampson	Montana Tech, Washington State, Oklahoma, Indiana, Houston	1982 –
t5.	* 24	Rick Barnes	George Mason, Providence, Clemson, Texas, Tennessee	1988 –
t7.	23	Rick Pitino	Hawai'i, Boston, Providence Kentucky, Louisville, Iona, St. John's	1975 –
8.	22	Tom Izzo	Michigan State	1996 –
9.	18	Fran Dunphy	Penn, Temple, La Salle	1990 –

MOST NCAA DIVISION I 30-WIN SEASONS
among ACTIVE COACHES
entering 2023-24 season

Rk.	No.	Coach	School(s)	Years
1.	11	Bill Self	Oral Roberts, Tulsa, Illinois, Kansas	1994 –
2.	10	John Calipari	UMass, Memphis, Kentucky	1989 –
3.	7	Mark Few	Gonzaga	2000 –
t4.	5	Tom Izzo	Michigan State	1996 –
t4.	5	Sean Miller	Xavier, Arizona, Xavier	2005 –
t4.	5	Rick Pitino	Hawai'i, Boston, Providence, Kentucky Louisville, Iona, St. John's	1976 –
t7.	4	Kelvin Sampson	Montana Tech, Washington State Oklahoma, Indiana, Houston	1982 –
t7.	4	Tony Bennett	Washington State, Virginia	2006 –
8.	3	Rick Barnes	George Mason, Providence, Clemson, Texas, Tennessee	1988 –
t9.	2	Steve Alford	Manchester Missouri State, Iowa, New Mexico, UCLA, Nevada	1992 –
t9.	2	Dana Altman	Marshall, Kansas State, Creighton, Oregon,	1990 –
t9.	2	Chris Beard	McMurry, Angelo State, Texas Tech, Texas, Mississippi	2013 –
t9.	2	Jamie Dixon	Pittsburgh, TCU	2004 –
t9.	2	Ben Jacobson	UNI	2006 –
t9.	2	Bruce Pearl	Southern Indiana, Milwaukee, Tennessee, Auburn	1993 –



#23 TERRANCE ARCEAUX

Guard

6-6 • 190 • Sophomore-1L

Beaumont, Texas (Beaumont United HS)

Undeclared Major

📷 [tarceneaux23](#) ✂️ [Tarceneaux21](#)

SOPHOMORE (2023-24)

Made his season debut in season-opening win over ULM inside Fertitta Center... Scored five points with three steals and four rebounds against the Warhawks (11/6)... Posted five points and grabbed eight rebounds,

including three offensive, in win over Texas A&M-Corpus Christ (11/11)... Finished with 10 points on 3-of-5 shooting from the field and 3-of-3 from the free throw line in home win over Stetson (11/13)... Scored eight points on 3-of-6 shooting and grabbed four rebounds with two assists in win over Utah during Shriners Children's Charleston Classic Semifinals (11/17)... Snared nine rebounds, including three offensive boards, with four points and a steal in home win over Montana (11/24)... Led all players with nine rebounds, including four offensive boards, and scored six points with an assist and blocked shot against Rice (12/6)... Grabbed a career-high 10 rebounds, including six offensive boards, with eight points, an assist and steal in home win over Jackson State (12/9)... Was lost for the remainder of the season after suffering an Achilles injury to his right leg in win over rv/rv Texas A&M at The Halal Guys Showcase inside Toyota Center (12/16)... Underwent successful surgery on Dec. 20.

CAREER HIGHS

Points

15, at rv/rv Oregon (11/20/22)

Field Goals Made

6, at rv/rv Oregon (11/20/22)

Field Goal Attempts

11, at rv/rv Oregon (11/20/22)

3-Point Field Goals Made

3, at rv/rv Oregon (11/20/22)

3, vs. Oral Roberts (11/14/22)

3-Point Field Goal Attempts

6, vs. North Carolina A&T (12/13/22)

6, vs. Oral Roberts (11/14/22)

Free Throws Made

3, vs. Stetson (11/13/23)

3, vs. Oral Roberts (11/14/22)

Free Throw Attempts

6, vs. Montana (11/24/23)

6, vs. Oral Roberts (11/14/22)

Rebounds

10, vs. Jackson State (12/9/23)

Offensive Rebounds

6, vs. Jackson State (12/9/23)

Defensive Rebounds

6, vs. Montana (11/24/23)

Assists

3, vs. North Carolina A&T (12/13/22)

Steals

3, vs. Stetson (11/13/23)

3, vs. ULM (11/6/23)

3, at rv/rv Oregon (11/20/22)

Blocked Shots

1, done eight times; Most recently vs. Rice (12/6/23)

Minutes Played

35:22, vs. Memphis (3/12/23)

2023-24 GAME-BY-GAME STATISTICS (11-0 • 0-0 Big 12)

Date	Opponent	GS	Min	FG-A	3FG-FGA	FT-FTA	OR-DR	Tot	PF	A	TO	Blk	Stl	Pts
11/6/23	ULM		19:25	2-6	0-3	1-2	1-3	4	1	1	0	0	3	5
11/11/23	TEXAS A&M-CORPUS CHRISTI		18:32	2-5	0-2	1-2	3-5	8	0	0	0	1	1	5
11/13/23	STETSON		21:35	3-5	1-2	3-3	1-1	2	0	1	0	1	3	10
11/16/23	vs. Towson		17:05	2-5	1-2	2-4	0-1	1	1	0	0	0	0	7
11/17/23	vs. Utah		26:13	3-6	1-3	1-2	2-2	4	2	2	0	1	0	8
11/19/23	vs. Dayton		15:12	2-4	1-1	0-0	3-0	3	1	1	0	0	0	5
11/24/23	MONTANA		19:10	1-8	0-2	2-6	3-6	9	1	1	0	0	1	4
12/1/23	at Xavier		13:21	1-3	0-0	0-0	0-0	0	3	0	0	1	1	2
12/6/23	RICE		23:14	3-9	0-2	0-0	4-5	9	2	1	1	1	0	6
12/9/23	JACKSON STATE		22:00	3-6	2-4	0-0	6-4	10	2	1	3	0	1	8
12/16/23	vs. rv/rv Texas A&M		5:36	0-0	0-0	0-0	0-0	0	0	0	0	1	0	0
12/21/23	TEXAS STATE		DNP – Injury											
12/30/23	PENN		DNP – Injury											
1/6/24	* WEST VIRGINIA		DNP – Injury											
1/9/24	* at rv/rv Iowa State		DNP – Injury											
1/13/24	* at rv/rv TCU		DNP – Injury											
1/17/24	* #25/25 TEXAS TECH		DNP – Injury											
1/20/24	* UCF		DNP – Injury											
1/23/24	* at #21/19 BYU		DNP – Injury											
1/27/24	* rv/rv KANSAS STATE		DNP – Injury											
1/29/24	* at rv/rv Texas		DNP – Injury											
2/3/24	* at #8/9 Kansas		DNP – Injury											
2/6/24	* OKLAHOMA STATE		DNP – Injury											
2/10/24	* at Cincinnati		DNP – Injury											
2/17/24	* rv/- TEXAS		DNP – Injury											
2/19/24	* #6/6 IOWA STATE		DNP – Injury											
2/24/24	* at #11/11 Baylor		DNP – Injury											
2/27/24	* CINCINNATI		DNP – Injury											
3/2/24	* at rv/rv Oklahoma		DNP – Injury											
3/6/24	* at UCF		--	--	--	--	--	--	--	--	--	--	--	--
3/9/24	* KANSAS		--	--	--	--	--	--	--	--	--	--	--	--

CAREER STATISTICS

Year	W-L	GP-GS	MP	FG-FGA	Pct	3P-A	Pct	FT-FTA	Pct	Off-Def	Reb – Avg	PF-DQ	Ast	TO	Blk	Stl	Pts – Avg
2022-23	30-4	34-1	471	49-133	.368	17-68	.250	10-19	.526	30-54	84 – 2.5	36-0	19	19	5	22	125 – 3.7
2023-24	11-0	10-0	196	22-57	.386	6-21	.286	10-19	.526	23-27	50 – 5.0	13-0	8	4	5	10	60 – 6.0
Totals	41-4	44-1	667	71-190	.374	23-89	.258	20-38	.526	53-81	134 – 3.0	49-0	27	23	10	32	185 – 4.2

ARCENEUX's 2022-23 GAME-BY-GAME (30-4 • 15-1 American)

Opponent	Date	GS	Min	FG-A	3FG-A	FT-A	Off-Def	Tot	PF	A	TO	Blk	Stl	Pts
HOFFSTRA	11/9/21	DNP – Coach's Decision												
NORTHERN COLORADO	11/7/22		16:56	3-5	1-3	0-0	2-2	4	0	0	1	0	2	7
vs. Saint Joseph's	11/11/22		10:40	1-5	0-3	1-2	0-3	3	2	0	0	0	0	3
ORAL ROBERTS	11/14/22		22:14	4-7	3-6	3-6	1-4	5	0	0	0	1	1	14
TEXAS SOUTHERN	11/16/22		15:18	2-5	1-4	1-1	3-2	5	0	0	0	0	1	6
at rv/rv Oregon	11/20/22		19:10	6-11	3-5	0-1	3-2	5	1	1	0	0	3	15
KENT STATE	11/26/22		17:46	0-2	0-1	0-0	0-6	6	1	1	0	0	0	0
NORFOLK STATE	11/29/22		23:43	3-8	1-4	0-0	0-3	3	2	0	1	1	0	7
vs. –/rv Saint Mary's (Calif.)	12/3/22		12:58	1-2	0-0	0-0	1-3	4	1	0	1	0	0	2
NORTH FLORIDA	12/6/22		22:10	1-6	0-2	0-0	1-5	6	0	1	1	0	1	2
#8/10 ALABAMA	12/10/22		8:11	0-1	0-1	0-0	0-1	1	0	0	1	0	0	0
NORTH CAROLINA A&T	12/13/22		17:52	1-6	1-6	0-0	1-1	2	4	3	4	0	2	3
at #2/2 Virginia	12/17/22	DNP – Coach's Decision												
MCNEESE	12/21/22		17:08	3-6	1-3	0-0	1-3	4	1	2	1	0	0	7
* at Tulsa	12/28/22		12:59	4-5	1-2	0-0	0-3	3	0	1	0	0	2	9
* UCF	12/31/22	DNP – Coach's Decision												
* SMU	1/5/23		19:01	4-9	1-3	1-2	3-2	5	1	0	1	1	0	10
* at Cincinnati	1/8/23		13:51	2-2	0-0	0-0	1-0	1	0	1	0	1	1	4
* SOUTH FLORIDA	1/11/23		16:57	0-4	0-2	0-0	3-0	3	2	1	0	0	2	0
* at Tulane	1/17/23		3:44	0-1	0-0	0-0	0-0	0	0	1	0	0	0	0
* TEMPLE	1/22/23		3:27	0-1	0-0	0-0	0-0	0	1	0	0	0	0	0
* at UCF	1/25/23		11:49	1-3	0-1	0-0	0-0	0	0	0	1	0	0	2
* CINCINNATI	1/28/23		11:10	1-2	0-1	0-0	0-2	2	0	0	0	1	2	2
* at Wichita State	2/2/23		11:21	1-3	1-3	0-0	0-0	0	1	0	0	0	0	3
* at Temple	2/5/23		2:09	0-0	0-0	0-0	0-0	0	0	0	1	0	0	0
* TULSA	2/8/23		16:14	2-5	1-3	0-0	1-1	2	2	2	1	0	0	5
* at SMU	2/16/23	DNP – Injury												
* MEMPHIS	2/19/23		8:55	1-3	0-2	0-0	0-1	1	0	0	0	0	2	2
* TULANE	2/22/23		11:51	0-2	0-2	0-0	0-2	2	1	2	0	0	0	0
* at East Carolina	2/25/23		11:09	0-1	0-1	0-0	0-2	2	3	0	0	0	0	0
* WICHITA STATE	3/2/23		14:43	1-3	0-0	0-0	2-1	3	1	2	0	0	2	2
* at Memphis	3/5/23		1:44	1-1	0-0	0-1	0-0	0	2	0	1	0	0	2
vs. (9) East Carolina	3/10/23		14:17	1-5	1-2	0-0	0-1	1	1	0	1	0	0	3
vs. (4) Cincinnati	3/11/23		27:41	1-5	0-2	2-3	2-1	3	2	0	1	0	0	4
vs. (2) Memphis	3/12/23	*	35:22	3-10	1-4	2-3	3-0	3	3	1	2	0	0	9
vs. (16) Northern Kentucky	3/16/23		11:38	1-4	0-2	0-0	1-3	4	2	0	0	0	1	2
vs. (9) Auburn	3/18/23		4:45	0-0	0-0	0-0	1-0	1	1	0	0	0	0	0
vs. #16/15 (5) Miami (Fla.)	3/24/23		2:36	0-0	0-0	0-0	0-0	0	1	0	0	0	0	0



#4 L.J. CRYER

Guard

6-1 • 195 • Senior-TR

Katy, Texas (Morton Ranch HS)

Integrated Studies

Instagram X Ijcryer

CAREER HIGHS

Points

26, vs. rv/— Texas (2/17/24)
30, vs. rv/#22 Creighton (3/19/23)

Field Goals Made

9, done five times; Most recently
at rv/rv Oklahoma (3/2/24)
13, vs. rv/#22 Creighton (3/19/23)

Field Goal Attempts

20, at #8/9 Kansas (2/3/24)
22, vs. rv/#22 Creighton (3/19/23)

3-Point Field Goals Made

6, vs. rv/— Texas (2/17/24)
6, at #8/9 Kansas (2/3/24)
8, vs. West Virginia (2/13/23)

3-Point Field Goal Attempts

12, at #8/9 Kansas (2/3/24)
12, at Xavier (12/1/23)
12, vs. Montana (11/24/23)
12, vs. Norfolk State (11/17/22)

Free Throws Made

6, at #11/11 Baylor (2/24/24)
6, vs. Jackson State (12/9/23)
6, vs. #17/17 TCU (1/4/23)

Free Throw Attempts

7, vs. Jackson State (12/9/23)
7, at Texas Tech (1/17/23)

Rebounds

5, at rv/rv TCU (1/13/24)
5, at #10/10 Texas (1/30/23)
5, vs. Northwestern State (12/20/22)

Offensive Rebounds

3, at #21/19 BYU (1/23/24)
2, at Oklahoma State (2/27/23)
2, at #14/16 Kansas State (2/21/23)

Defensive Rebounds

4, done four times; Most recently
at rv/rv TCU (1/13/24)
5, vs. Northwestern State (12/20/22)

Assists

4, vs. Oklahoma State (2/6/24)
4, vs. Penn (12/30/23)
4, vs. Texas A&M-Corpus Christi (11/11/23)
6, at #14/16 Kansas State (2/21/23)
6, vs. Central Arkansas (11/17/21)

Steals

4, vs. UCF (1/20/24)
4, vs. Norfolk State (11/11/22)

Blocked Shots

1, at rv/rv TCU (1/13/24)
1, vs. McNeese (11/23/22)
1, vs. Kansas State (1/25/22)

Minutes Played

42:44, at #11/11 Baylor (2/24/24)
40, at Oklahoma State (1/27/23)

Accomplished at Baylor

HONORS

- 2023 Shriners Children's Charleston Classic Most Valuable Player
- Jersey Mike's Naismith Trophy Player of the Year Midseason Team
- John R. Wooden Award Midseason Top 25 Watch List
- Lute Olson Award Midseason Watch List

PRESEASON HONORS

- Wooden Award Preseason Watch List
- Jersey Mike's Naismith Trophy Preseason Watch List
- Jerry West Award Preseason Watch List
- Preseason All-Big 12 Team

SENIOR (2023-24)

Made his Houston debut in season-opening win over ULM inside Fertitta Center... Finished with nine points, two rebounds and a pair of assists against the Warhawks (11/6)... Scored 15 points with three rebounds, three steals and two assists in win over Texas A&M-Corpus Christi (11/11)... Led all players with 21 points on 9-of-15 shooting and posted two assists with two steals in home win over Stetson (11/13)... Finished with a game-high 18 points and tied for game-high honors with three 3-pointers in win over Towson in Shriners Childrens Charleston Classic First Round (11/16)... Totaled 14 points with four 3-pointers and grabbed three rebounds with three assists in win over Utah during Shriners Children's Charleston Classic Semifinals... Drained three of his treys in

a critical stretch after Utah erased a 14-point deficit and tied the game late in the second half (11/17)... Led all players with 18 points and four 3-pointers in win over Dayton in Shriners Children's Charleston Title Game... Named the tournament's Most Valuable Player... Posted a game-high 24 points and five 3-pointers with four rebounds and three assists in home win over Montana (11/24)... Led all players with 23 points and five 3-pointers in win at Xavier (12/1)... Paced Houston with 15 points and five 3-pointers in home win over Rice... Added two rebounds, two assists and a steal against the Owls (12/6)... Finished with 21 points with three 3-pointers and added three rebounds with an assist and steal in home win over Jackson State (12/9)... Posted 17 points with four 3-pointers in win over rv/rv Texas A&M in The Halal Guys Showcase inside Toyota Center (12/16)... Led all players with 16 points and added two rebounds with a game-high-tying four assists in home win over Penn... Moved past 1,000 points in his collegiate career with a 3-pointer with 14:15 left in first half against the Quakers (12/30)... Led all players with 20 points on 7-of-12 shooting and 4-of-7 from the arc in Big 12-opening win over West Virginia... Added three rebounds with two steals and an assist against the Mountaineers (1/6)... Led all players with 20 points on 7-of-13 shooting in home win over UCF (1/20)... Topped all players with 23 points on 7-of-14 shooting, including 5-of-9 from the arc, and grabbed four rebound with an assist in win at #21/19 BYU (1/23)... Finished with 14 points, thanks to a pair of 3-pointers, and grabbed two rebounds with three assists in overtime win at rv/rv Texas (1/29)... Led all players with 24 points, thanks to 6-of-12 shooting from the 3-point line, and grabbed three rebounds with three assists and a steal at #8/9 Kansas (2/3)... Gave the Cougars a 4-point lead on a floating jumper with just over a minute remaining at Cincinnati (2/10)... Led all players with 26 points and four 3-pointers on 9-of-13 shooting from the field vs. rv/— Texas (2/17)... Posted 15 points and led the Cougars with three 3-pointers in win at #11/11 Baylor... Drained all six free throw attempts in overtime and added two assists with two steals against the Bears (2/24)... Led all players with 22 points on 7-of-15 shooting and four 3-pointers in home win over Cincinnati... Added two rebounds, two assists and three steals against the Bearcats (2/27)... Led all players with 23 points and drained a team-high five 3-pointers with two assists in win at rv/rv Oklahoma (3/2).

2023-24 GAME-by-GAME STATISTICS (26-3 • 13-3 Big 12)

Date	Opponent	GS	Min	FG-A	3FG-FGA	FT-FTA	OR-DR	Tot	PF	A	TO	Bk	Stl	Pts
11/6/23	ULM	*	29:53	3-13	1-9	2-2	1-1	2	2	2	1	0	1	9
11/11/23	TEXAS A&M-CORPUS CHRISTI	*	30:03	4-13	2-7	5-5	1-2	3	1	3	1	0	2	15
11/13/23	STETSON	*	32:18	9-15	3-6	0-0	0-1	1	2	2	1	0	2	21
11/16/23	vs. Towson	*	26:11	6-14	3-7	3-3	2-1	3	3	2	0	0	1	18
11/17/23	vs. Utah	*	33:08	5-14	4-9	0-0	0-3	3	2	3	0	0	1	14
11/19/23	vs. Dayton	*	29:34	6-14	4-8	2-2	0-2	2	3	1	1	0	0	18
11/24/23	MONTANA	*	32:09	9-16	5-12	1-1	0-4	4	1	3	0	0	0	24
12/1/23	at Xavier	*	38:08	8-16	5-12	2-2	0-4	4	2	0	1	0	0	23
12/6/23	RICE	*	23:39	5-11	5-10	0-0	0-2	2	2	2	0	0	1	15
12/9/23	JACKSON STATE	*	29:42	6-15	3-8	6-7	2-1	3	1	1	0	0	1	21
12/16/23	vs. rv/rv Texas A&M	*	36:53	5-15	4-10	3-3	1-2	3	0	1	2	0	0	17
12/21/23	TEXAS STATE	*	31:09	4-12	1-5	0-1	1-1	2	0	3	1	0	1	9
12/30/23	PENN	*	30:09	7-13	2-3	0-2	1-1	2	0	4	1	0	1	16
1/6/24	* WEST VIRGINIA	*	30:47	7-12	4-7	2-2	1-2	3	1	1	0	1	2	20
1/9/24	* at rv/rv Iowa State	*	30:32	2-9	1-6	0-0	0-2	2	3	2	3	0	1	5
1/13/24	* at rv/rv TCU	*	36:46	2-14	1-7	0-0	1-4	5	1	1	1	1	2	5
1/17/24	* #25/25 TEXAS TECH	*	34:22	3-8	2-4	0-0	0-2	2	2	2	0	0	1	8
1/20/24	* UCF	*	33:13	6-14	4-10	0-0	0-2	2	2	2	1	0	4	16
1/23/24	* at #21/19 BYU	*	36:31	7-14	5-9	4-4	3-1	4	1	1	0	0	1	23
1/27/24	* rv/rv KANSAS STATE	*	25:18	3-11	1-6	0-0	0-1	1	1	1	1	0	1	7
1/29/24	* at rv/rv Texas	*	39:26	5-17	2-9	2-2	1-1	2	3	3	1	0	1	14
2/3/24	* at #8/9 Kansas	*	38:24	9-20	6-12	0-1	0-1	1	3	3	0	0	1	24
2/6/24	* OKLAHOMA STATE	*	26:40	2-10	0-3	2-2	1-2	3	1	4	1	0	2	6
2/10/24	* at Cincinnati	*	16:50	2-7	0-4	4-5	0-2	2	4	1	1	0	0	8
2/17/24	* vs. rv/— TEXAS	*	32:35	9-13	6-9	2-3	1-0	1	1	0	0	0	0	26
2/19/24	* #6/6 IOWA STATE	*	32:31	2-10	2-9	2-2	0-1	1	5	1	2	0	1	8
2/24/24	* at #11/11 Baylor	*	42:44	3-8	3-7	6-6	1-1	2	1	2	0	0	2	15
2/27/24	* CINCINNATI	*	35:09	7-15	4-10	4-5	1-1	2	1	2	0	0	3	22
3/2/24	* at rv/rv Oklahoma	*	40:00	9-17	5-9	0-0	0-0	0	2	2	1	0	0	23
3/6/24	* at UCF	---	---	---	---	---	---	---	---	---	---	---	---	---
3/9/24	* KANSAS	---	---	---	---	---	---	---	---	---	---	---	---	---

CAREER STATISTICS

Year	W-L	GP-GS	MP	FG-FGA	Pct	3P-A	Pct	FT-FTA	Pct	Off-Def	Reb - Avg	PF-DQ	Ast	TO	Bk	Stl	Pts - Avg
2020-21 (at BU)	19-1	20-0	197	21-55	.382	16-44	.364	9-14	.643	3-8	11-0.6	7-0	15	9	0	10	67-3.4
2021-22 (at BU)	16-3	19-3	491	88-185	.476	52-111	.468	28-36	.778	2-27	29-1.5	25-0	32	33	1	15	256-13.5
2022-23 (at BU)	21-10	31-31	1,000	163-360	.453	80-193	.415	59-66	.894	7-57	64-2.1	44-0	63	48	1	15	465-15.0
2023-24	26-3	29-29	929	155-380	.408	88-227	.388	52-60	.867	19-48	67-2.3	51-1	55	21	2	33	450-15.5
BU Totals	26-3	29-29	929	155-380	.408	88-227	.388	52-60	.867	19-48	67-2.3	51-1	55	21	2	33	450-15.5
UH Totals	56-14	70-34	1,688	272-600	.453	148-348	.425	96-116	.828	12-92	104-1.5	76-0	110	90	2	30	788-11.3
Totals	82-17	99-63	2,619	427-980	.436	236-575	.410	148-176	.841	31-140	171-1.7	127-1	165	112	4	73	1,238-12.5

CRYER's 2022-23 GAME-BY-GAME (21-10 • 11-6 Big 12 at Baylor)

Opponent	GS	Min	FG-A	3FG-A	FT-A	O-D-T	PF	A	TO	Blk	Stl	Pts
MISSISSIPPIVALLEYST.	*	20	5-11	3-8	3-3	0-1-1	3	1	2	0	1	16
NORFOLK STATE	*	28	2-13	2-12	1-1	0-1-1	0	4	2	0	4	7
NORTHERNCOLORADO	*	32	8-16	4-9	0-0	0-4-4	2	2	1	0	1	20
vs. #16/14 Virginia	*	31	8-12	3-5	0-0	0-0-0	1	4	0	0	0	19
vs. #8/7 UCLA	*	35	10-18	4-8	4-4	0-4-4	4	1	3	0	2	28
McNEESE	*	26	7-13	2-6	0-0	0-3-3	3	2	3	1	0	16
at Marquette	*	35	7-14	3-6	2-2	0-1-1	0	3	3	0	1	19
vs. #14/12 Gonzaga	*	26	3-7	0-1	1-2	0-3-3	1	0	3	0	0	7
TARLETON	DNP											
vs. Washington State	*	30	2-7	2-5	0-0	0-1-1	2	2	1	0	0	6
NORTHWESTERNSTATE	*	36	4-13	3-10	0-0	0-5-5	1	3	2	0	0	11
NICHOLLS	DNP											
* at Iowa State	DNP											
#17/17 TCU	*	34	3-9	1-5	6-6	0-1-1	1	2	3	0	0	13
* KANSAS STATE	*	30	1-5	0-3	2-3	0-1-1	1	3	1	0	1	4
* at West Virginia	*	33	5-8	1-3	2-2	0-2-2	3	2	2	0	0	13
* OKLAHOMA STATE	*	35	6-9	4-5	0-0	0-2-2	0	2	1	0	0	16
* at Texas Tech	*	30	5-7	4-4	4-7	0-4-4	4	1	0	0	0	18
* at Oklahoma	*	31	2-11	0-2	2-2	0-0-0	0	1	1	0	1	6
* #9/9 KANSAS	*	38	8-16	5-11	1-2	1-1-2	2	2	2	0	0	22
* ARKANSAS	*	36	6-13	2-4	6-6	1-1-2	2	1	2	0	0	20
* at #10/10 Texas	*	37	7-17	3-6	2-2	0-5-5	1	2	1	0	1	19
* TEXAS TECH	*	31	2-8	0-4	2-2	0-1-1	2	4	0	0	0	6
* OKLAHOMA	*	15	3-7	1-4	0-0	0-2-2	0	1	0	0	0	7
* at #17/19 TCU	*	36	8-11	4-6	3-3	1-2-3	0	2	1	0	1	23
* WEST VIRGINIA	*	35	8-12	8-11	2-2	0-1-1	2	0	2	0	0	26
* at #5/7 Kansas	*	38	5-14	3-7	2-2	0-2-2	0	0	1	0	0	15
* at #14/16 Kansas State	*	35	6-11	4-7	0-0	2-1-3	1	6	0	0	1	16
#8/8 TEXAS	*	35	2-7	1-4	4-4	0-3-3	0	4	3	0	1	9
* at Oklahoma State	*	40	5-15	3-10	2-2	2-1-3	3	2	2	0	0	15
* IOWA STATE	*	34	3-11	2-5	5-5	0-1-1	1	2	2	0	0	13
vs. Iowa State	*	36	3-10	3-5	1-1	0-1-1	1	2	3	0	0	10
vs. UC Santa Barbara	*	29	6-13	1-6	2-2	0-0-0	1	1	0	0	0	15
vs. Creighton	*	34	13-22	4-11	0-1	0-2-2	3	1	1	0	0	30

CRYER's 2020-21 GAME-BY-GAME (19-1 • 8-1 Big 12 at Baylor)

Opponent	GS	Min	FG-A	3FG-A	FT-A	O-D-T	PF	A	TO	Blk	Stl	Pts
vs. Louisiana		15	6-9	5-7	0-0	0-2-2	0	1	0	0	2	17
vs. Washington		10	0-0	0-0	0-0	0-0-0	1	0	0	0	0	0
vs. #5/10 Illinois	DNP											
STEPHEN F. AUSTIN		18	1-3	1-3	3-4	1-1-2	2	3	1	0	1	6
* at Kansas State		19	3-5	2-4	0-0	0-1-1	0	3	1	0	1	8
ARKANSAS-PINE BLUFF		24	4-7	4-6	3-4	0-0-0	2	2	0	0	2	15
CENTRAL ARKANSAS		22	3-8	1-5	0-0	0-0-0	0	2	1	0	1	7
ALCORN STATE		19	0-6	0-5	2-4	0-2-2	1	2	4	0	1	2
* IOWA STATE	DNP											
* OKLAHOMA		9	1-1	1-1	0-0	0-2-2	0	0	0	0	0	3
* at TCU		5	0-0	0-0	0-0	0-0-0	0	0	0	0	0	0
* at #15/15 Texas Tech		2	0-0	0-0	0-0	0-0-0	0	0	0	0	0	0
* #9/9 KANSAS	DNP											
* at rv/rv Oklahoma State		7	1-4	1-4	0-0	0-0-0	0	0	0	0	0	0
* KANSAS STATE		17	1-3	1-2	0-0	0-1-1	0	2	1	0	1	3
AUBURN		6	0-0	0-0	0-0	0-0-0	0	0	0	0	0	0
* at #6/6 Texas	DNP											
* IOWA STATE		10	1-3	0-2	0-0	0-0-0	0	0	1	0	0	2
* at #17/19 Kansas		7	0-0	0-0	0-0	0-0-0	1	0	0	0	1	0
* #6/5 WEST VIRGINIA	DNP											
* #17/17 OKLAHOMASTATE	DNP											
* #18/18 TEXAS TECH		2	0-1	0-0	0-0	0-0-0	0	0	0	0	0	0
vs. Kansas State	DNP											
vs. #12/14 Oklahoma State	DNP											
vs. Hartford		5	0-3	0-3	1-2	1-1-2	0	0	0	0	0	1
vs. rv/- Wisconsin		1	0-0	0-0	0-0	0-0-0	0	0	0	0	0	0
vs. #18/17 Villanova	DNP											
vs. #10/10 Arkansas	DNP											
vs. #6/6 Houston		2	0-1	0-1	0-0	0-0-0	0	0	0	0	0	0
vs. #1/1 Gonzaga		1	0-1	0-1	0-0	0-0-0	0	0	0	0	0	0

CRYER's 2021-22 GAME-BY-GAME (16-3 • 6-3 Big 12 at Baylor)

Opponent	GS	Min	FG-A	3FG-A	FT-A	O-D-T	PF	A	TO	Blk	Stl	Pts
UIW		22	5-10	2-6	1-1	0-2-2	2	3	2	0	0	13
NICHOLLS		24	7-9	5-6	1-1	0-2-2	3	2	0	0	2	20
CENTRAL ARKANSAS		22	9-15	2-5	0-0	0-2-2	0	6	0	0	2	20
STANFORD	*	32	8-12	5-9	0-0	1-3-4	1	1	1	0	1	21
vs. Arizona State		25	6-12	3-5	0-0	0-4-4	4	1	1	0	0	15
vs. VCU		25	1-6	0-3	4-6	0-0-0	1	2	4	0	1	6
vs. rv/rv Michigan State		26	3-7	2-5	0-0	0-1-1	0	0	1	0	0	1
ARKANSAS-PINE BLUFF		24	7-14	4-9	2-4	0-1-1	0	1	2	0	0	20
#6/6 VILLANOVA		23	2-6	2-5	2-2	0-1-1	1	0	1	0	0	8
at Oregon		28	2-8	1-4	0-2	0-1-1	0	4	1	0	2	5
ALCORN STATE	DNP											
NORTHWESTERN STATE	DNP											
* at #8/8 Iowa State		20	5-8	3-5	0-0	0-1-1	1	0	2	0	3	13
* rv/rv OKLAHOMA		16	1-5	1-4	2-2	0-0-0	0	1	3	0	0	5
* at TCU		28	5-10	4-7	1-3	1-2-3	2	2	0	0	0	15
* #19/19 TEXAS TECH		29	4-9	2-4	0-0	0-0-0	1	0	4	0	1	10
* OKLAHOMA STATE		32	5-12	4-9	2-4	0-1-1	1	2	1	0	1	18
* at rv/rv West Virginia*		34	8-16	5-9	4-4	0-2-2	4	1	1	0	0	25
* at rv/rv Oklahoma		28	4-9	2-4	4-4	0-2-2	1	0	3	0	0	14
* KANSAS STATE	*	28	4-12	3-8	3-3	0-2-2	1	4	6	1	0	16
at rv/rv Alabama	DNP											
* WEST VIRGINIA	DNP											
* at 10/10 Kansas	DNP											
* at Kansas State	DNP											
* TEXAS	DNP											
* at 11/11 Texas Tech		15	2-5	2-4	0-0	0-0-0	0	1	0	0	0	6
* TCU	DNP											
* at Oklahoma State	DNP											
* #5/5 KANSAS	DNP											
* at #21/21 Texas	DNP											
* -/rv IOWA STATE	DNP											
vs. Oklahoma	DNP											
vs. Norfolk State	DNP											
vs. North Carolina	DNP											



#11 DAMIAN DUNN

Guard

6-5 • 205 • Senior-TR

Kinston, N.C. (Meadowcreek [Ga.]/Temple)

'23 Temple graduate in Communications & Media Studies

Postbaccalaureate work at UH in '23-24

Instagram: @d.dunn2 | Twitter: Dam1anKD

added three 3-pointers with three rebounds and a steal in home win over Stetson (11/13)... Made his first start as a Cougar against Towson in Shriners Children's Charleston Classic First Round (11/16)... Finished with 10 points on 5-of-11 shooting and grabbed three rebounds in home win over Rice (12/6)... Posted 11 points with six rebounds, including two offensive boards, and added three steals in home win over Penn (12/30)... Scored 14 points with three rebounds in Big 12-opening win over West Virginia (1/6)... Finished with 17 points on 5-of-8 shooting and added four rebounds with three assists at rv/rv TCU (1/13)... Scored 10 points with a pair of 3-pointers in road win at #21/19 BYU (1/23)... Posted 13 points with four rebounds and two steals in home win over rv/rv Kansas State (1/27)... Finished with eight points, two rebounds and an assist in road win at rv/rv Oklahoma (3/2).

CAREER HIGHS

Points

18, vs. ULM (11/6/23)
38, vs. Vanderbilt (11/15/22)

Field Goals Made

5, at rv/rv TCU (1/13/24)
5, vs. Rice (12/6/23)
5, vs. ULM (11/6/23)
13, vs. Vanderbilt (11/15/22)

Field Goal Attempts

11, vs. Penn (12/30/23)
11, vs. Rice (12/6/23)
21, at Cincinnati (2/22/23)

3-Point Field Goals Made

3, vs. ULM (11/6/23)
7, vs. Vanderbilt (11/15/22)

3-Point Field Goal Attempts

5, vs. West Virginia (1/6/24)
5, vs. ULM (11/6/23)
11, at Cincinnati (2/22/23)

Free Throws Made

7, vs. rv/rv Kansas State (1/27/24)
18, vs. Wagner (11/7/22)

Free Throw Attempts

9, vs. ULM (11/6/23)
18, at Cincinnati (2/22/23)
18, vs. Wagner (11/7/22)

Rebounds

6, vs. Penn (12/30/23)
9, vs. South Florida (3/6/22)

Offensive Rebounds

2, done five times; Most recently at Cincinnati (2/10/24)
4, at Wichita State (2/7/21)

Defensive Rebounds

4, vs. rv/rv Kansas State (1/27/24)
4, vs. #25/25 Texas Tech (1/17/24)
4, vs. Penn (12/30/23)
7, vs. South Florida (3/6/22)

Assists

3, at rv/rv TCU (1/13/24)
8, at Memphis (2/12/23)

Steals

3, vs. Penn (12/30/23)
3, at Tulsa (1/12/22)

Blocked Shots

2, vs. West Virginia (1/6/24)
2, vs. Villanova (11/11/22)

Minutes Played

29:27, vs. Dayton (11/19/23)
43, vs. Wagner (11/7/22)

Accomplished at Temple

SENIOR (2023-24)

Made his Houston debut in season-opening win over ULM inside Fertitta Center... Scored 14 straight points in the first half on the way to 18 points... Drained three 3-pointers and added three rebounds and a steal against the Warhawks (11/6)... Posted 15 points on 6-of-11 shooting and

2023-24 GAME-BY-GAME STATISTICS (26-3 • 13-3 Big 12)

Date	Opponent	GS	Min	FG-A	3FG-FGA	FT-FTA	OR-DR	Tot	PF	A	TO	Blk	Stl	Pts
11/6/23	ULM		17:36	5-8	3-5	5-9	2-1	3	1	0	1	0	1	18
11/11/23	TEXAS&M-CORPUS CHRISTI		10:21	1-4	0-1	3-6	1-0	1	1	0	0	0	2	5
11/13/23	STETSON		20:37	6-11	3-4	0-0	2-1	3	1	0	2	0	1	15
11/16/23	vs. Towson	*	24:08	0-8	0-2	0-0	0-1	1	0	1	2	0	2	0
11/17/23	vs. Utah	*	24:16	2-4	0-1	3-4	1-2	3	3	1	0	0	0	7
11/19/23	vs. Dayton	*	29:27	3-9	1-3	2-2	1-1	2	1	1	1	1	2	9
11/24/23	MONTANA	*	19:03	3-8	0-2	2-3	2-0	2	3	0	0	0	0	8
12/1/23	at Xavier		14:03	0-5	0-1	3-6	0-2	2	1	0	0	0	0	3
12/6/23	RICE		24:11	5-11	0-3	0-0	1-2	3	2	0	0	0	1	10
12/9/23	JACKSON STATE		15:59	2-8	0-3	1-2	1-0	1	1	1	1	0	0	5
12/16/23	vs. rv/rv Texas A&M		15:43	0-1	0-1	1-2	0-1	1	1	1	3	0	0	1
12/21/23	TEXAS STATE		21:35	2-4	0-0	2-4	1-2	3	3	0	5	0	2	6
12/30/23	PENN		20:44	4-11	1-2	2-2	2-4	6	4	0	2	0	3	11
1/6/24	* WEST VIRGINIA		22:46	4-8	2-5	4-4	0-3	3	3	1	0	2	0	14
1/9/24	* at rv/rv Iowa State		10:41	1-3	0-2	0-0	0-1	1	1	0	2	0	0	2
1/13/24	* at rv/rv TCU		29:02	5-8	1-2	6-8	1-3	4	3	3	2	0	1	17
1/17/24	* #25/25 TEXAS TECH		28:06	2-6	1-2	0-0	2-2	4	0	0	0	0	2	5
1/20/24	* UCF		11:59	0-2	0-0	0-0	0-2	2	3	0	1	0	0	0
1/23/24	* at #21/19 BYU		16:02	3-6	2-4	2-3	0-0	0	2	0	1	0	1	10
1/27/24	* rv/rv KANSAS STATE		21:53	2-4	2-3	7-8	0-4	4	1	0	3	0	2	13
1/29/24	* at rv/rv Texas		11:51	0-3	0-0	0-0	0-2	2	0	1	0	1	1	0
2/3/24	* at #8/9 Kansas		6:19	0-1	0-1	0-0	0-0	0	0	0	0	0	0	0
2/6/24	* OKLAHOMA STATE		19:07	3-6	1-3	1-2	1-2	3	1	2	3	0	0	8
2/10/24	* at Cincinnati		11:31	0-4	0-1	0-0	2-0	2	0	0	1	0	0	0
2/17/24	* rv/- TEXAS		11:16	0-2	0-1	1-2	1-0	1	0	0	0	1	0	1
2/19/24	* #6/6 IOWA STATE		6:57	0-1	0-1	0-0	0-0	0	1	0	0	0	0	0
2/24/24	* at #11/11 Baylor		12:58	1-3	0-2	1-2	1-0	1	1	0	0	0	2	3
2/27/24	* CINCINNATI		11:04	0-2	0-0	0-0	0-1	1	1	0	0	0	0	0
3/2/24	* at rv/rv Oklahoma		24:37	3-5	2-2	0-0	0-2	2	2	1	1	0	1	8
3/6/24	* at UCF		---	---	---	---	---	---	---	---	---	---	---	---
3/9/24	* KANSAS		---	---	---	---	---	---	---	---	---	---	---	---

CAREER STATISTICS

Year	W-L	GP-GS	MP	FG-FGA	Pct	3P-A	Pct	FT-FTA	Pct	Off-Def	Reb - Avg	PF-DQ	Ast	TO	Blk	Stl	Pts - Avg
2019-20 (at TU)	0-1	1-0	18	0-4	.000	0-1	.000	1-2	.500	3-1	4-4.0	0-0	0	2	0	0	1-1.0
2020-21 (at TU)	4-9	13-12	363	46-138	.333	5-27	.185	79-103	.767	15-40	55-4.2	36-3	29	36	1	5	176-13.5
2021-22 (at TU)	16-11	27-26	821	125-317	.394	31-103	.301	121-145	.834	24-90	114-4.2	61-2	54	76	6	25	402-14.9
2022-23 (at TU)	15-16	31-20	1,011	138-336	.411	48-138	.348	149-183	.814	19-86	115-3.7	65-2	93	88	6	21	473-15.3
2023-24	26-3	29-4	514	57-156	.365	19-57	.333	46-69	.667	22-39	61-2.1	41-0	13	31	5	24	179-6.2
UH Totals	26-3	29-4	514	57-156	.365	19-57	.333	46-69	.667	22-39	61-2.1	41-0	13	31	5	24	179-6.2
TU Totals	35-37	72-58	2,213	309-795	.389	84-269	.312	350-433	.808	61-227	288-4.0	162-7	176	202	13	51	1,052-14.6
Totals	61-40	101-62	2,729	366-951	.385	103-326	.316	396-502	.789	83-266	349-3.5	203-7	189	233	18	75	1,231-12.2

DUNN's 2022-23 GAME-BY-GAME (15-16 • 9-8 American at Temple)

Opponent	GS	Min	FG-A	3FG-A	FT-A	O-D-T	PF	A	TO	Blk	Stl	Pts
WAGNER	*	43	5-9	1-3	18-18	1-3-4	4	3	3	0	1	29
VILLANOVA	*	35	8-14	2-5	4-4	0-0-0	3	0	0	2	1	22
VANDERBILT	*	42	13-18	7-9	5-6	2-1-3	2	2	5	0	0	38
vs. Rutgers	*	28	1-6	1-3	4-4	2-5-7	5	1	8	0	0	7
vs. St. John's	*	36	3-12	1-6	4-5	0-6-6	2	2	6	0	0	11
vs. Richmond	*	14	0-4	0-2	1-2	0-1-1	2	0	1	0	0	1
DREXEL	*	35	3-9	0-1	3-3	0-1-1	2	3	2	0	0	9
at La Salle	*	37	6-13	0-3	5-7	1-5-6	3	6	1	0	0	17
VCU	*	37	6-10	0-2	5-6	1-3-4	4	3	5	1	1	17
SAINT JOSEPH's	*	39	2-8	2-4	0-1	0-3-3	0	6	3	0	2	6
at Penn	*	34	3-9	1-5	1-2	1-3-4	1	4	3	0	0	8
at Mississippi	*	28	5-13	0-2	6-7	0-4-4	4	2	3	0	0	16
MARYLAND/BIENSHORE	*	14	3-5	1-2	3-3	0-1-1	1	2	1	1	0	10
* EAST CAROLINA	DNP											
* CINCINNATI	23	1-6	0-2	4-4	2-3-5	1	3	4	0	1	6	
* at South Florida	28	5-10	0-1	9-10	0-5-5	2	1	4	1	1	19	
* TULANE	27	6-14	2-7	2-5	0-4-4	0	3	0	0	0	16	
* at Tulsa	12	5-6	2-2	0-0	1-0-1	3	3	1	0	0	12	
* MEMPHIS	34	5-11	3-5	10-11	0-5-5	3	2	2	0	1	23	
* EAST CAROLINA	33	3-8	0-2	16-18	0-5-5	1	4	1	0	0	22	
* at Houston	30	3-12	3-8	7-8	0-4-4	1	3	1	0	0	16	
* SOUTH FLORIDA	36	4-11	2-7	5-6	1-6-7	1	2	5	0	1	15	
* at UCF	37	3-8	1-2	1-2	2-1-3	0	4	3	0	1	8	
* HOUSTON	33	3-9	3-7	0-1	0-2-2	2	4	5	0	2	9	
* at SMU	34	4-11	1-5	2-5	1-4-5	3	6	4	1	1	11	
* at Memphis	39	3-11	1-3	2-2	0-0-0	5	8	4	0	1	9	
* WICHITA STATE	37	3-13	3-5	5-6	0-1-1	2	4	3	0	0	14	
* TULSA	33	9-13	4-5	2-2	0-3-3	3	2	2	0	1	24	
* at Cincinnati	42	9-21	4-11	12-14	0-3-3	1	3	1	0	2	34	
* UCF	39	3-10	0-4	5-8	0-6-6	0	4	2	0	1	11	
* at Tulane	40	7-16	2-7	5-9	2-3-5	2	2	2	0	2	21	
vs. Cincinnati	32	4-16	1-8	3-4	2-5-7	2	1	3	0	1	12	

DUNN's 2020-21 GAME-BY-GAME (4-9 • 3-8 American at Temple)

Opponent	GS	Min	FG-A	3FG-A	FT-A	O-D-T	PF	A	TO	Blk	Stl	Pts
NIJT	*	37	4-12	0-1	10-13	3-4-7	1	5	4	0	0	18
* at Houston	*	28	0-4	0-1	7-8	1-4-5	5	1	6	0	1	7
* SMU	*	21	5-8	1-3	4-5	1-3-4	5	1	2	0	0	15
* MEMPHIS	Canceled											
* at SMU	*	35	4-17	0-2	9-11	1-2-3	4	5	2	0	0	17
* UCF	*	36	6-14	2-3	6-8	1-3-4	1	2	4	0	0	20
* at Tulane	*	32	7-16	1-3	5-8	1-6-7	3	2	3	0	0	20
* HOUSTON	*	28	1-10	0-2	3-5	0-4-4	1	1	3	0	1	5
* TULSA	*	18	3-9	0-0	4-8	0-2-2	5	1	2	0	0	10
* TULANE	*	32	4-10	1-5	6-8	2-2-4	2	4	3	0	1	15
* CINCINNATI	*	30	3-10	0-0	10-13	0-4-4	3	3	3	0	1	16
* at Wichita State	*	32	5-14	0-3	12-12	4-3-7	1	3	0	0	1	22
* EAST CAROLINA	Canceled											
* at Cincinnati	*	12	0-3	0-2	0-0	0-1-1	2	0	1	0	0	0
* at East Carolina	Canceled											
* at Tulsa	DNP											
* SOUTH FLORIDA	DNP											
* at Memphis	Canceled											
* at South Florida	DNP											
* at UCF	Canceled											
* WICHITA STATE	Canceled											
vs. South Florida	*	22	4-11	0-2	3-4	1-2-3	3	1	3	1	0	11

DUNN's 2021-22 GAME-BY-GAME (16-11 • 9-6 American at Temple)

Opponent	GS	Min	FG-A	3FG-A	FT-A	O-D-T	PF	A	TO	Blk	Stl	Pts
MARYLAND/BIENSHORE	*	35	6-13	1-4	5-5	0-4-4	1	2	1	0	1	18
USC	*	25	2-9	0-0	4-4	0-5-5	3	3	0	0	1	8
vs. Clemson	*	30	4-12	1-3	4-4	1-6-7	1	0	0	0	0	13
vs. Boise State	*	20	2-8	0-1	2-2	2-1-3	1	1	1	0	2	6
vs. Elon	*	24	1-5	0-0	2-3	0-2-2	2	1	4	1	2	4
DELAWARE	*	34	5-17	1-4	2-3	0-5-5	0	3	1	0	0	13
LA SALLE	*	30	7-11	1-2	1-3	0-6-6	1	4	3	0	2	16
PENN	*	37	9-15	1-3	8-10	1-5-6	3	4	1	1	1	27
at Vanderbilt	*	29	5-12	3-5	5-5	2-5-7	4	1	7	0	1	18
at Saint Joseph's	*	36	4-11	1-3	3-3	1-6-7	2	0	2	0	3	12
* UCF	*	35	3-12	1-8	3-4	0-3-3	1	0	3	0	2	10
DREXEL	Canceled											
DELAWARE STATE	*	28	6-14	2-5	4-4	3-4-7	1	5	0	0	0	18
at Villanova	Canceled											
* HOUSTON	*	33	4-9	2-5	4-6	1-1-2	3	5	7	1	1	14
* at UCF	*	35	5-11	2-4	4-4	0-4-4	2	3	2	0	0	16
* EAST CAROLINA	*	33	10-16	3-6	10-12	1-2-3	4	0	2	0	0	33
* at Tulsa	*	33	4-14	0-2	9-10	0-2-2	4	2	4	0	3	17
* WICHITA STATE	Canceled											
* CINCINNATI	37	5-15	1-5	7-9	2-4-6	1	1	4	1	0	18	
* at SMU	38	6-17	2-7	2-2	1-4-5	1	2	2	0	0	16	
* at East Carolina	38	5-12	3-5	13-15	1-1-2	4	2	6	1	0	26	
* TULSA	27	5-13	0-5	1-2	2-2-4	5	1	3	0	0	11	
* at South Florida	33	4-14	1-4	2-2	0-3-3	4	4	3	0	0	11	
* at Tulane	DNP											
* SMU	DNP											
* at Cincinnati	28	4-12	0-3	7-10	0-1-1	1	1	0	0	1	15	
* at Memphis	21	1-7	0-4	2-3	2-2-4	5	3	0	0	2	4	
* TULANE	27	5-10	2-5	7-8	2-2-4	3	0	7	0	1	19	
* at Houston	27	2-7	0-1	1-2	0-3-3	2	0	4	0	0	5	
* SOUTH FLORIDA	29	8-13	2-6	9-10	2-7-9	1	5	2	1	1	27	
vs. Tulane	19	3-8	1-3	0-0	0-0-0	1	1	4	0	1	7	

DUNN's 2019-20 GAME-BY-GAME (0-1 • 0-1 American at Temple)

Opponent	GS	Min	FG-A	3FG-A	FT-A	O-D-T	PF	A	TO	Blk	Stl	Pts
* at Tulsa	18	0-4	0-1	1-2	3-1-4	0	0	2	0	0	0	1

Missed the remainder of the season with a foot injury and received a medical redshirt



#20 RYAN ELVIN

Guard

6-1 • 170 • Senior-SQ

Round Rock, Texas (Cedar Ridge HS)

'23 UH graduate in Sports Administration

UH Graduate School – Management & Leadership in '23-24

ryanelvin12

CAREER HIGHS

Points

9, vs. Our Lady of the Lake (2/6/21)

Field Goals Made

3, vs. Our Lady of the Lake (2/6/21)

Field Goal Attempts

11, vs. Our Lady of the Lake (2/6/21)

3-Point Field Goals Made

3, vs. Our Lady of the Lake (2/6/21)

3-Point Field Goal Attempts

8, vs. Our Lady of the Lake (2/6/21)

Free Throws Made

2, vs. Texas Southern (11/16/22)

Free Throw Attempts

2, vs. rv/– Texas (2/17/24)

2, vs. Texas Southern (11/16/22)

Rebounds

2, vs. Our Lady of the Lake (2/6/21)

Offensive Rebounds

1, vs. SMU (1/5/22)

1, vs. Tulane (3/12/22)

Defensive Rebounds

2, vs. Our Lady of the Lake (2/6/21)

Assists

2, vs. Our Lady of the Lake (2/6/21)

Steals

1, vs. Tulane (2/22/23)

1, vs. North Florida (12/6/22)

1, vs. Norfolk State (11/29/22)

Blocked Shots

None

Minutes Played

23:30, vs. Our Lady of the Lake (2/6/21)

SENIOR (2023-24)

Made his season debut in season-opening win over ULM inside Fertitta Center... Finished with three points off a trey against the Warhawks (11/6).

2023-24 GAME-by-GAME STATISTICS (15-0 • 6-0 Big 12)

Date	Opponent	GS	Min	FG-A	3FG-FGA	FT-FTA	OR-DR	Tot	PF	A	TO	Blk	Stl	Pts
11/6/23	ULM		4:45	1-3	1-3	0-0	0-0	0	0	0	0	0	0	3
11/11/23	TEXAS A&M-CORPUS CHRISTI		2:47	0-1	0-1	0-0	0-1	1	0	0	1	0	0	0
11/13/23	STETSON		3:23	0-0	0-0	0-0	0-0	0	0	0	0	0	0	0
11/16/23	vs. Towson		DNP – Coach's Decision											
11/17/23	vs. Utah		DNP – Coach's Decision											
11/19/23	vs. Dayton		1:38	0-0	0-0	0-0	0-0	0	0	0	0	0	0	0
11/24/23	MONTANA		2:47	0-1	0-1	0-0	0-0	0	1	0	0	0	0	0
12/1/23	at Xavier		DNP – Coach's Decision											
12/6/23	RICE		2:38	1-1	0-0	0-0	0-0	0	0	0	0	0	0	2
12/9/23	JACKSON STATE		1:33	0-0	0-0	0-0	0-0	0	0	1	0	0	0	0
12/16/23	vs. rv/rv Texas A&M		DNP – Coach's Decision											
12/21/23	TEXAS STATE		2:52	0-0	0-0	0-0	0-0	0	0	0	0	0	0	0
12/30/23	PENN		2:44	0-1	0-1	0-0	0-0	0	0	0	0	0	0	0
1/6/24	* WEST VIRGINIA		2:34	0-2	0-0	0-0	0-1	1	0	1	0	0	0	0
1/9/24	* at rv/rv Iowa State		DNP – Coach's Decision											
1/13/24	* at rv/rv TCU		DNP – Coach's Decision											
1/17/24	* #25/25 TEXAS TECH		1:50	0-0	0-0	0-0	0-0	0	0	0	0	0	0	0
1/20/24	* UCF		2:41	0-0	0-0	0-0	0-0	0	0	0	0	0	0	0
1/23/24	* at #21/19 BYU		DNP – Coach's Decision											
1/27/24	* rv/rv KANSAS STATE		2:13	0-0	0-0	0-0	0-0	0	1	0	0	0	0	0
1/29/24	* at rv/rv Texas		DNP – Coach's Decision											
2/3/24	* at #8/9 Kansas		DNP – Coach's Decision											
2/6/24	* OKLAHOMA STATE		2:37	0-0	0-0	0-0	0-0	0	0	0	0	0	0	0
2/10/24	* at Cincinnati		DNP – Coach's Decision											
2/17/24	* rv/– TEXAS		1:34	0-1	0-1	1-2	0-0	0	0	0	0	0	0	1
2/19/24	* #6/6 IOWA STATE		DNP – Coach's Decision											
2/24/24	* at #11/11 Baylor		DNP – Coach's Decision											
2/27/24	* CINCINNATI		DNP – Coach's Decision											
3/2/24	* at rv/rv Oklahoma		DNP – Coach's Decision											
3/6/24	* at UCF		---	---	---	---	---	---	---	---	---	---	---	---
3/9/24	* KANSAS		---	---	---	---	---	---	---	---	---	---	---	---

CAREER STATISTICS

Year	W-L	GP-GS	MP	FG-FGA	Pct	3P-A	Pct	FT-FTA	Pct	Off-Def	Reb – Avg	PF-DQ	Ast	TO	Blk	Stl	Pts – Avg
2020-21	7-1	8-0	33	5-15	.333	5-12	.417	0-0	.000	0-3	3 – 0.4	2-0	2	1	0	0	15 – 1.9
2021-22	16-1	17-0	38	3-7	.429	2-6	.333	2-3	.667	1-0	1 – 0.1	4-0	1	0	0	0	10 – 0.6
2022-23	15-0	15-0	44	8-19	.421	5-12	.417	2-2	1.000	1-3	4 – 0.3	4-0	0	0	0	3	23 – 1.5
2023-24	15-0	15-0	39	2-10	.200	1-7	.143	1-2	.500	0-2	2 – 0.1	2-0	2	1	0	0	6 – 0.4
Totals	53-2	55-0	155	18-51	.353	13-37	.351	5-7	.714	2-8	10 – 0.2	12-0	5	2	0	3	54 – 1.0

ELVIN's 2022-23 GAME-BY-GAME (15-0 • 7-0 American)

Opponent	GS	Min	FG-A	3FG-A	FT-A	O-D-T	PF	A	TO	Blk	Stl	Pts
NORTHERN COLORADO	3:34	0-0	0-0	0-0	0-0	0-0-0	0	0	0	0	0	0
vs. Saint Joseph's	DNP – Coach's Decision											
ORAL ROBERTS	3:24	0-1	0-0	0-0	0-0	0-0-0	0	0	0	0	0	0
TEXAS SOUTHERN	3:36	0-0	0-0	2-2	0-0-0	1	0	0	0	0	0	2
at rv/rv Oregon	DNP – Coach's Decision											
KENT STATE	DNP – Coach's Decision											
NORFOLK STATE	4:26	2-4	1-3	0-0	0-1-1	0	0	0	0	0	1	5
vs. –/rv Saint Mary's (Calif.)	DNP – Coach's Decision											
NORTH FLORIDA	2:04	2-2	1-1	0-0	0-0-0	0	0	0	0	0	1	5
#8/10 ALABAMA	DNP – Coach's Decision											
NORTH CAROLINA&T	3:14	0-1	0-0	0-0	0-1-1	1	0	0	0	0	0	0
at #2/2 Virginia	DNP – Coach's Decision											
MCNEESE	4:00	0-0	0-0	0-0	0-1-1	0	0	0	0	0	0	0
* at Tulsa	2:08	0-1	0-1	0-0	0-0-0	0	0	0	0	0	0	0
* UCF	DNP – Coach's Decision											
* SMU	3:42	1-2	1-2	0-0	1-0-1	0	0	0	0	0	0	3
* at Cincinnati	DNP – Coach's Decision											
* SOUTH FLORIDA	DNP – Coach's Decision											
* at Tulane	DNP – Coach's Decision											
* TEMPLE	DNP – Coach's Decision											
* at UCF	DNP – Coach's Decision											
* CINCINNATI	DNP – Injury											
* at Wichita State	DNP – Coach's Decision											
* at Temple	0:51	1-1	1-1	0-0	0-0-0	0	0	0	0	0	0	3
* TULSA	6:50	2-5	1-3	0-0	0-0-0	0	0	0	0	0	0	5
* at SMU	DNP – Coach's Decision											
* MEMPHIS	DNP – Coach's Decision											
* TULANE	3:15	0-1	0-1	0-0	0-0-0	2	0	0	0	0	1	0
* at East Carolina	1:13	0-0	0-0	0-0	0-0-0	0	0	0	0	0	0	0
* WICHITA STATE	0:25	0-0	0-0	0-0	0-0-0	0	0	0	0	0	0	0
* at Memphis	DNP – Coach's Decision											
vs. (9) East Carolina	DNP – Coach's Decision											
vs. (4) Cincinnati	1:31	0-1	0-0	0-0	0-0-0	0	0	0	0	0	0	0
vs. (2) Memphis	DNP – Coach's Decision											
vs. (16) Northern Kentucky	DNP – Coach's Decision											
vs. (9) Auburn	DNP – Coach's Decision											
vs. #16/15 (5) Miami (Fla.)	DNP – Coach's Decision											

ELVIN's 2020-21 GAME-BY-GAME (7-1 • 3-0 American)

Opponent	GS	Min	FG-A	3FG-A	FT-A	O-D-T	PF	A	TO	Blk	Stl	Pts
LAMAR	DNP – Coach's decision											
BOISE STATE	DNP – Coach's decision											
vs. #14/13 Texas Tech	DNP – Coach's decision											
SOUTH CAROLINA	DNP – Coach's decision											
SAM HOUSTON	Canceled											
RICE	Canceled											
ALCORN STATE	DNP – Unavailable											
* TEMPLE	1:08	0-0	0-0	0-0	0-1-1	0	0	0	0	0	0	0
* at rv/rv UCF	DNP – Coach's decision											
* at Tulsa	DNP – Coach's decision											
* at rv/rv SMU	DNP – Coach's decision											
* WICHITA STATE	DNP – Coach's decision											
* TULANE	DNP – Coach's decision											
* at South Florida	PPD											
* UCF	DNP – Coach's decision											
* –/rv TULSA	1:02	0-1	0-1	0-0	0-0-0	0	0	0	0	0	0	0
* at Temple	DNP – Coach's decision											
* at Tulane	DNP – Coach's decision											
* SMU	DNP – Coach's decision											
* at East Carolina	DNP – Coach's decision											
OUR LADY of the LAKE	23:30	3-11	3-8	0-0	0-2-2	1	2	1	0	0	0	9
* at South Florida	DNP – Coach's decision											
* MEMPHIS	Canceled											
* EAST CAROLINA	Canceled											
* at Wichita State	DNP – Coach's decision											
* CINCINNATI	2:19	1-1	1-1	0-0	0-0-0	0	0	0	0	0	0	3
rv/– WKU	DNP – Coach's decision											
* SOUTH FLORIDA	DNP – Coach's decision											
* MEMPHIS	DNP – Coach's decision											
vs. Tulane	1:12	0-1	0-1	0-0	0-0-0	0	0	0	0	0	0	0
vs. Memphis	DNP – Coach's decision											
vs. Cincinnati	2:37	1-1	1-1	0-0	0-0-1	0	0	0	0	0	0	3
vs. Cleveland State	1:14	0-0	0-0	0-0	0-0-0	0	0	0	0	0	0	0
vs. Rutgers	DNP – Coach's decision											
vs. Syracuse	DNP – Coach's decision											
vs. Oregon State	DNP – Coach's decision											
vs. #3/3 Baylor	0:51	0-0	0-0	0-0	0-0-0	0	0	0	0	0	0	0

ELVIN's 2021-22 GAME-BY-GAME (16-1 • 6-1 American)

Opponent	GS	Min	FG-A	3FG-A	FT-A	O-D-T	PF	A	TO	Blk	Stl	Pts
HOFSTRA	DNP – Coach's Decision											
RICE	4:03	0-1	0-1	2-3	0-0-0	0	0	0	0	0	0	0
rv/#25 VIRGINIA	1:24	0-0	0-0	0-0	0-0-0	0	1	0	0	0	0	0
vs. Butler	0:36	0-0	0-0	0-0	0-0-0	0	0	0	0	0	0	0
vs. Wisconsin	DNP – Coach's Decision											
vs. rv/#23 Oregon	DNP – Coach's Decision											
NORTHWESTERN STATE	3:11	0-2	0-2	0-0	0-0-0	0	0	0	0	0	0	0
BRYANT	5:56	2-2	1-1	0-0	0-0-0	0	0	0	0	0	0	5
ALCORN STATE	2:33	0-0	0-0	0-0	0-0-0	0	0	0	0	0	0	0
at #9/9 Alabama	DNP – Coach's Decision											
LOUISIANA	DNP – Coach's Decision											
vs. Oklahoma State	DNP – Coach's Decision											
TEXAS STATE	5:58	0-0	0-0	0-0	0-0-0	2	0	0	0	0	0	0
* CINCINNATI	Postponed											
* at Temple	DNP – Coach's Decision											
* at South Florida	00:52	0-0	0-0	0-0	0-0-0	0	0	0	0	0	0	0
* WICHITA STATE	DNP – Coach's Decision											
* at Tulsa	DNP – Coach's Decision											
* SOUTH FLORIDA	2:13	0-0	0-0	0-0	0-0-0	0	0	0	0	0	0	0
* EAST CAROLINA	3:14	0-0	0-0	0-0	0-0-0	0	0	0	0	0	0	0
* at UCF	DNP – Coach's Decision											
* TULANE	DNP – Coach's Decision											
* at Cincinnati	2:11	0-0	0-0	0-0	0-0-0	0	0	0	0	0	0	0
* at SMU	DNP – Coach's Decision											
* MEMPHIS	DNP – Coach's Decision											
* UCF	DNP – Coach's Decision											
* at Wichita State	DNP – Coach's Decision											
* at Tulane	DNP – Coach's Decision											
* rv/rv SMU	1:40	0-0	0-0	0-0	0-0-0	1	0	0	0	0	0	0
* CINCINNATI	DNP – Coach's Decision											
* TEMPLE	1:14	1-1	1-1	0-0	0-0-0	0	0	0	0	0	0	3
* at Memphis	0:19	0-0	0-0	0-0	0-0-0	0	0	0	0	0	0	0
vs. Cincinnati	0:40	0-0	0-0	0-0	0-0-0	0	0	0	0	0	0	0
vs. Tulane	1:41	0-1	0-1	0-0	1-0-1	1	0	0	0	0	0	0
vs. Memphis	DNP – Coach's Decision											
vs. UAB	0:41	0-0	0-0	0-0	0-0-0	0	0	0	0	0	0	0
vs. #19/16 Illinois	DNP – Coach's Decision											
vs. #2/2 Arizona	DNP – Coach's Decision											
vs. #6/5 Villanova	DNP – Coach's Decision											



#5 Ja'VIER FRANCIS

Center

6-8 • 235 • Junior-2L

New Orleans, La. (Montverde Academy [Fla.])

Health Promotions

@lahjay11 X theJayfrancis10

Title Game (11/19)... Grabbed seven rebounds and blocked three shots in win at Xavier (12/1)... Scored 10 points on 4-of-8 shooting and grabbed two offensive board with a pair of steals in home win over Rice (12/6)... Finished with 13 points on 5-of-5 shooting from the field with five rebounds and two blocked shots in home win over Texas State (12/21)... Posted six points with a game-high nine rebounds, including five offensive boards, and blocked two shots with a steal in home win over Penn (12/30)... Finished with 13 points on 6-of-8 shooting and grabbed five rebounds with two blocks in Big 12-opening win over West Virginia (12/6)... Tied for team lead with two steals and grabbed six rebounds at Iowa State (1/9)... Blocked a game-high three shots and scored 10 points with six rebounds in home win over UCF (1/20)... Led all players with eight rebounds and added two steals in home win over rv/rv Kansas State (1/27)... Tied for team lead with eight rebounds in overtime win at rv/rv Texas (1/29)... Tied for team lead with six rebounds in home win over Oklahoma State (2/6)... Tied for team lead with four offensive rebounds in road win at Cincinnati (2/10)... Led Cougars with seven rebounds in home win over #6/6 Iowa State (2/19)... Finished with six points, five rebounds, two steals and three blocked shots in home win over Cincinnati (2/27).

CAREER HIGHS

Points

23, vs. McNeese (12/21/22)

Field Goals Made

9, vs. McNeese (12/21/22)

Field Goal Attempts

10, vs. North Carolina A&T (12/13/22)

3-Point Field Goals Made

None

3-Point Field Goal Attempts

None

Free Throws Made

5, vs. McNeese (12/21/22)

Free Throw Attempts

10, vs. McNeese (12/21/22)

Rebounds

15, vs. North Carolina A&T (12/13/22)

Offensive Rebounds

7, vs. McNeese (12/21/22)

7, vs. North Carolina A&T (12/13/22)

Defensive Rebounds

8, vs. North Carolina A&T (12/13/22)

Assists

1, done 11 times; Most recently vs. #6/6 Iowa State (2/19/24)

Steals

3, vs. Cincinnati (2/27/24)

3, vs. South Florida (1/11/23)

Blocked Shots

5, vs. Texas A&M-Corpus Christi (1/11/23)

Minutes Played

27:57, vs. North Carolina A&T (12/13/22)

JUNIOR (2023-24)

Made his season debut in starting lineup in season-opening win against ULM inside Fertitta Center... Finished with nine points on 3-of-3 shooting from the field and 3-of-4 from the free throw line with four rebounds and two steals against the Warhawks (11/6)... Scored 13 points on 5-of-7 shooting and grabbed four rebounds with a game-high five blocked shots against Texas A&M-Corpus Christi (11/11)... Recorded six points and led all players with seven rebounds, including three offensive boards, and added two steals in home win over Stetson (11/13)... Scored 10 points on 5-of-6 shooting and grabbed three rebounds with an assist in win over Towson during Shriners Children's Charleston Classic First Round (11/16)... Led all players with nine rebounds, including five offensive boards, in win over Dayton during Shriners Children's Charleston Classic

2023-24 GAME-BY-GAME STATISTICS (26-3 • 13-3 Big 12)

Date	Opponent	GS	Min	FG-A	3FG-FGA	FT-FTA	OR-DR	Tot	PF	A	TO	Blk	Stl	Pts
11/6/23	ULM	*	17:44	3-3	0-0	3-4	2-2	4	3	0	1	1	2	9
11/11/23	TEXAS A&M-CORPUS CHRISTI	*	20:14	5-7	0-0	3-4	1-3	4	1	0	0	5	2	13
11/13/23	STETSON	*	18:27	2-4	0-0	2-4	3-4	7	2	0	0	0	2	6
11/16/23	vs. Towson	*	23:29	5-6	0-0	0-0	1-2	3	3	1	1	0	0	10
11/17/23	vs. Utah	*	14:53	0-0	0-0	1-2	1-2	3	3	0	2	1	1	1
11/19/23	vs. Dayton	*	21:15	1-4	0-0	0-0	5-4	9	3	0	0	1	0	2
11/24/23	MONTANA	*	15:11	0-0	0-0	2-4	1-4	5	1	0	1	1	0	2
12/1/23	at Xavier	*	22:54	0-2	0-0	0-3	2-5	7	4	1	3	3	0	0
12/6/23	RICE	*	18:31	4-8	0-0	2-4	2-0	2	1	0	1	1	2	10
12/9/23	JACKSON STATE	*	13:51	1-1	0-0	2-2	1-4	5	2	0	1	0	0	4
12/16/23	vs. rv/rv Texas A&M	*	16:38	2-5	0-0	1-1	2-3	5	4	0	1	3	0	5
12/21/23	TEXAS STATE	*	22:08	5-5	0-0	3-7	2-3	5	2	0	0	2	1	13
12/30/23	PENN	*	19:44	3-8	0-0	0-0	5-4	9	2	0	2	2	1	6
1/6/24	* WEST VIRGINIA	*	17:14	6-8	0-0	1-1	2-3	5	2	0	1	2	0	13
1/9/24	* at rv/rv Iowa State	*	21:23	1-3	0-0	1-2	2-4	6	3	0	0	1	2	3
1/13/24	* at rv/rv TCU	*	21:06	1-1	0-0	0-0	3-3	6	2	0	0	2	0	2
1/17/24	* #25/25 TEXAS TECH	*	24:52	3-7	0-0	0-0	2-4	6	1	0	0	2	1	6
1/20/24	* UCF	*	22:37	4-4	0-0	2-2	3-3	6	2	0	0	3	0	10
1/23/24	* at #21/19 BYU	*	26:53	3-4	0-0	0-0	1-3	4	0	0	1	1	0	6
1/27/24	* rv/rv KANSAS STATE	*	19:47	0-0	0-0	2-4	3-5	8	2	1	0	1	2	2
1/29/24	* at rv/rv Texas	*	25:38	1-2	0-0	2-2	2-6	8	5	1	0	1	0	4
2/3/24	* at #8/9 Kansas	*	3:55	1-1	0-0	0-0	0-0	0	1	0	0	0	0	2
2/6/24	* OKLAHOMA STATE	*	21:06	4-6	0-0	0-0	2-4	6	4	0	0	0	2	8
2/10/24	* at Cincinnati	*	18:05	2-3	0-0	1-2	4-2	6	4	0	0	1	0	5
2/17/24	* rv/- TEXAS	*	24:55	3-6	0-0	1-2	4-2	6	3	0	2	2	1	7
2/19/24	* #6/6 IOWA STATE	*	26:49	2-3	0-0	0-4	2-5	7	2	1	1	1	1	4
2/24/24	* at #11/11 Baylor	*	21:44	4-5	0-0	0-0	1-1	2	4	0	0	2	1	8
2/27/24	* CINCINNATI	*	25:53	3-3	0-0	0-2	2-3	5	3	0	2	3	3	6
3/2/24	* at rv/rv Oklahoma	*	12:16	0-1	0-0	1-2	0-1	1	5	0	0	1	1	1
3/6/24	* at UCF	---	---	---	---	---	---	---	---	---	---	---	---	---
3/9/24	* KANSAS	---	---	---	---	---	---	---	---	---	---	---	---	---

CAREER STATISTICS

Year	W-L	GP-GS	MP	FG-FGA	Pct	3P-A	Pct	FT-FTA	Pct	Off-Def	Reb - Avg	PF-DQ	Ast	TO	Blk	Stl	Pts - Avg
2021-22	17-1	18-0	73	9-14	.643	0-0	.000	3-9	.333	5-11	16 - 0.9	5-0	0	6	11	1	21 - 1.2
2022-23	32-3	35-1	362	62-87	.713	0-0	.000	26-44	.591	50-72	122 - 3.5	56-0	6	10	39	12	150 - 4.3
2023-24	26-3	29-29	579	69-110	.627	0-0	.000	30-58	.517	61-89	150 - 5.2	74-2	5	20	43	25	168 - 5.8
Totals	75-7	82-30	1,014	140-211	.664	0-0	.000	59-111	.532	116-172	288 - 3.5	135-2	11	36	93	38	339 - 4.1

FRANCIS' 2022-23 GAME-BY-GAME (32-3 • 17-1 American)

Opponent	Date	GS	Min	FG-A	3FG-A	FT-A	Off-Def	Tot	PF	A	TO	Blk	Stl	Pts
NORTHERN COLORADO	11/7/22		15:28	1-4	0-0	0-0	1-2	3	4	0	0	3	0	2
vs. Saint Joseph's	11/11/22		5:42	0-0	0-0	0-0	0-0	0	1	0	0	3	0	0
ORAL ROBERTS	11/14/22		16:32	5-7	0-0	1-4	4-7	11	4	0	0	2	2	11
TEXAS SOUTHERN	11/16/22		15:06	3-5	0-0	1-2	3-3	6	1	0	1	2	0	7
at rv/rv Oregon	11/20/22		7:17	0-1	0-0	0-0	0-0	0	1	0	0	0	0	0
KENT STATE	11/26/22		7:52	1-1	0-0	1-2	3-1	4	1	0	2	0	0	3
NORFOLK STATE	11/29/22		16:30	5-5	0-0	1-2	4-4	8	0	0	1	3	2	11
vs. -/rv Saint Mary's (Calif.)	12/3/22		2:16	0-0	0-0	0-0	0-0	0	1	0	0	1	0	0
NORTH FLORIDA	12/6/22		19:08	7-9	0-0	0-0	2-2	4	2	0	2	4	1	14
#8/10 ALABAMA	12/10/22		1:51	1-2	0-0	0-0	0-0	0	2	0	0	0	0	2
NORTH CAROLINA A&T	12/13/22		27:57	7-10	0-0	3-4	7-8	15	2	0	0	3	0	17
at #2/2 Virginia	12/17/22		3:38	1-1	0-0	1-1	0-0	0	1	0	0	0	0	3
MCNEESE	12/21/22		25:25	9-9	0-0	5-10	7-6	13	1	0	0	1	1	23
* at Tulsa	12/28/22		14:04	1-1	0-0	2-2	1-3	4	2	1	1	4	0	4
* UCF	12/31/22		19:38	3-5	0-0	3-4	2-5	7	4	1	1	1	2	9
* SMU	1/5/23		20:48	4-4	0-0	0-0	4-3	7	2	0	1	2	0	8
* at Cincinnati	1/8/23		10:33	1-2	0-0	0-0	0-1	1	4	1	0	2	0	2
* SOUTH FLORIDA	1/11/23	*	21:26	2-4	0-0	2-2	2-4	6	3	0	0	3	3	6
* at Tulane	1/17/23		9:08	2-2	0-0	0-1	0-3	3	0	0	0	0	0	4
* TEMPLE	1/22/23		6:07	1-1	0-0	0-0	0-2	2	0	0	0	0	0	2
* at UCF	1/25/23		8:52	0-1	0-0	0-0	2-1	3	1	0	0	1	0	0
* CINCINNATI	1/28/23		6:04	1-1	0-0	0-0	0-1	1	0	0	0	0	0	2
* at Wichita State	2/2/23		7:48	0-0	0-0	0-0	0-1	1	2	0	0	0	0	0
* at Temple	2/5/23		5:38	0-2	0-0	0-0	2-1	3	0	0	0	2	1	0
* TULSA	2/8/23		14:46	3-5	0-0	0-0	3-3	6	1	0	1	0	0	6
* at SMU	2/16/23		6:43	1-1	0-0	1-2	0-1	1	2	0	0	0	0	3
* MEMPHIS	2/19/23		3:37	1-1	0-0	2-3	0-0	0	0	0	0	1	0	4
* TULANE	2/22/23		5:25	0-0	0-0	0-0	0-3	3	1	1	0	0	0	0
* at East Carolina	2/25/23		12:18	1-2	0-0	1-2	2-4	6	3	1	0	0	0	3
* WICHITA STATE	3/2/23		5:42	0-0	0-0	2-2	1-0	1	2	1	0	0	0	2
* at Memphis	3/5/23		1:36	0-0	0-0	0-0	0-0	0	2	0	0	1	0	0
vs. (9) East Carolina	3/10/23		5:36	0-0	0-0	0-0	0-0	0	3	0	0	0	0	0
vs. (4) Cincinnati	3/11/23		8:32	1-1	0-0	0-1	0-3	3	1	0	0	0	0	2
vs. (2) Memphis	3/12/23		DNP – Coach's Decision											
vs. (16) Northern Kentucky	3/16/23		DNP – Coach's Decision											
vs. (9) Auburn	3/18/23		1:10	0-0	0-0	0-0	0-0	2	0	0	0	0	0	0
vs. #16/15 (5) Miami (Fla.)	3/24/23		1:30	0-0	0-0	0-0	0-0	0	1	0	0	0	0	0

FRANCIS' 2021-22 GAME-BY-GAME (17-1 • 7-1 American)

Opponent	Date	GS	Min	FG-A	3FG-A	FT-A	Off-Def	Tot	PF	A	TO	Blk	Stl	Pts
HOFSTRA	11/9/21	DNP – Coach's Decision												
RICE	11/12/21		10:03	0-1	0-0	0-1	1-2	3	0	0	1	1	0	0
rv/#25 VIRGINIA	11/16/21		1:24	0-0	0-0	0-0	0-0	0	0	0	0	0	0	0
vs. Butler	11/22/21		3:20	0-1	0-0	0-0	0-0	0	0	0	0	0	0	0
vs. Wisconsin	11/23/21	DNP – Coach's Decision												
vs. rv/#23 Oregon	11/24/21		5:44	2-2	0-0	0-0	0-1	1	0	0	0	1	0	4
NORTHWESTERN STATE	11/30/21		10:03	1-1	0-0	0-0	1-3	4	1	0	1	1	0	2
BRYANT	12/3/21	DNP – Injury												
ALCORN STATE	12/6/21		5:10	1-1	0-0	0-0	1-0	1	0	0	0	1	0	2
at #9/9 Alabama	12/11/21	DNP – Coach's Decision												
LOUISIANA	12/14/21	DNP – Coach's Decision												
vs. Oklahoma State	12/18/21	DNP – Coach's Decision												
TEXAS STATE	12/22/21		5:58	2-3	0-0	0-1	0-0	0	0	0	1	1	1	4
* CINCINNATI	12/28/21	Postponed												
* at Temple	1/2/22	DNP – Coach's Decision												
* at South Florida	1/5/22		00:52	0-0	0-0	0-0	0-0	0	0	0	0	0	0	0
* WICHITA STATE	1/8/22	DNP – Coach's Decision												
* at Tulsa	1/15/22	DNP – Coach's Decision												
* SOUTH FLORIDA	1/18/22		3:04	1-1	0-0	0-0	0-1	1	0	0	1	1	0	2
* EAST CAROLINA	1/22/22		10:31	0-1	0-0	2-5	2-0	2	2	0	1	4	0	2
* at UCF	1/29/22	DNP – Coach's Decision												
* TULANE	2/2/22	DNP – Coach's Decision												
* at Cincinnati	2/6/22		2:11	0-0	0-0	0-0	0-1	1	0	0	0	0	0	0
* at SMU	2/9/22	DNP – Coach's Decision												
* MEMPHIS	2/12/22	DNP – Coach's Decision												
* UCF	2/17/22	DNP – Coach's Decision												
* at Wichita State	2/20/22	DNP – Coach's Decision												
* at Tulane	2/23/22		1:02	2-2	0-0	0-0	0-1	1	0	0	0	0	0	4
* rv/rv SMU	2/27/22		1:40	0-0	0-0	0-0	0-0	0	1	0	1	0	0	0
* CINCINNATI	3/1/22	DNP – Coach's Decision												
* TEMPLE	3/3/22		1:53	0-0	0-0	0-0	0-0	0	1	0	0	1	0	0
* at Memphis	3/6/22		4:20	0-1	0-0	0-0	0-1	1	0	0	0	0	0	0
vs. Cincinnati	3/11/22		0:40	0-0	0-0	0-0	0-1	1	0	0	0	0	0	0
vs. Tulane	3/12/22		4:34	0-0	0-0	1-2	0-0	0	0	0	0	0	0	1
vs. Memphis	3/13/22	DNP – Coach's Decision												
vs. UAB	3/18/22		0:41	0-0	0-0	0-0	0-0	0	0	0	0	0	0	0
vs. #19/16 Illinois	3/20/22	DNP – Coach's Decision												
vs. #2/2 Arizona	3/24/22	DNP – Coach's Decision												
vs. #6/5 Villanova	3/26/22	DNP – Coach's Decision												



#15 KORDELIUS JEFFERSON

Guard

6-1 • 190 • Freshman-HS

Arlington, Texas (James Martin HS)

Undeclared Major

korrdel

CAREER HIGHS

Points

None

Field Goals Made

None

Field Goal Attempts

None

3-Point Field Goals Made

None

3-Point Field Goal Attempts

None

Free Throws Made

None

Free Throw Attempts

None

Rebounds

None

Offensive Rebounds

None

Defensive Rebounds

None

Assists

None

Steals

None

Blocked Shots

None

Minutes Played

None

FRESHMAN (2023-24)

Has not competed and is expected to sit out as a redshirt this season...
Had surgery on both wrists during the summer.

2023-24 GAME-by-GAME STATISTICS (0-0 • 0-0 Big 12)

Date	Opponent	GS	Min	FG-A	3FG-FGA	FT-FTA	OR-DR	Tot	PF	A	TO	Blk	Stl	Pts
11/6/23	ULM	DNP – Coach's Decision												
11/11/23	TEXAS&M-CORPUS CHRISTI	DNP – Coach's Decision												
11/13/23	STETSON	DNP – Coach's Decision												
11/16/23	vs. Towson	DNP – Coach's Decision												
11/17/23	vs. Utah	DNP – Coach's Decision												
11/19/23	vs. Dayton	DNP – Coach's Decision												
11/24/23	MONTANA	DNP – Coach's Decision												
12/1/23	at Xavier	DNP – Coach's Decision												
12/6/23	RICE	DNP – Coach's Decision												
12/9/23	JACKSON STATE	DNP – Coach's Decision												
12/16/23	vs. rv/rv Texas A&M	DNP – Coach's Decision												
12/21/23	TEXAS STATE	DNP – Coach's Decision												
12/30/23	PENN	DNP – Coach's Decision												
1/6/24	* WEST VIRGINIA	DNP – Coach's Decision												
1/9/24	* at rv/rv Iowa State	DNP – Coach's Decision												
1/13/24	* at rv/rv TCU	DNP – Coach's Decision												
1/17/24	* #25/25 TEXAS TECH	DNP – Coach's Decision												
1/20/24	* UCF	DNP – Coach's Decision												
1/23/24	* at #21/19 BYU	DNP – Coach's Decision												
1/27/24	* rv/rv KANSAS STATE	DNP – Coach's Decision												
1/29/24	* at rv/rv Texas	DNP – Coach's Decision												
2/3/24	* at #8/9 Kansas	DNP – Coach's Decision												
2/6/24	* OKLAHOMA STATE	DNP – Coach's Decision												
2/10/24	* at Cincinnati	DNP – Coach's Decision												
2/17/24	* rv/- TEXAS	DNP – Coach's Decision												
2/19/24	* #6/6 IOWA STATE	DNP – Coach's Decision												
2/24/24	* at #11/11 Baylor	DNP – Coach's Decision												
2/27/24	* CINCINNATI	DNP – Coach's Decision												
3/2/24	* at rv /rv Oklahoma	DNP – Coach's Decision												
3/6/24	* at UCF	--	--	--	--	--	--	--	--	--	--	--	--	--
3/9/24	* KANSAS	--	--	--	--	--	--	--	--	--	--	--	--	--

CAREER STATISTICS

Year	W-L	GP-GS	MP	FG-FGA	Pct	3P-A	Pct	FT-FTA	Pct	Off-Def	Reb – Avg	PF-DQ	Ast	TO	Blk	Stl	Pts – Avg
2023-24	0-0																
Totals	0-0	0-0	0	0-0	.000	0-0	.000	0-0	.000	0-0	0-0.0	0-0	0	0	0	0	0-0.0



#2 CEDRIC LATH

Center

6-9 • 265 • r-Freshman-RS (RS' 22-23)

Abidjan, Ivory Coast (Balboa School [San Diego])

Undeclared Major

ced_lath X AguyCedric

offensive rebound in home win over Penn (12/30)... Snared an offensive rebound and put the layup back in in home win over #25/25 Texas Tech (1/17)... Grabbed two rebounds in road win at rv/rv Oklahoma (3/2).

CAREER HIGHS

Points

2, vs. #25/25 Texas Tech (1/17/24)

Field Goals Made

1, vs. #25/25 Texas Tech (1/17/24)

Field Goal Attempts

1, done four times; Most recently vs. #25/25 Texas Tech (1/17/24)

3-Point Field Goals Made

None

3-Point Field Goal Attempts

None

Free Throws Made

1, vs. Penn (12/30/23)

Free Throw Attempts

2, vs. Penn (12/30/23)

Rebounds

2, at rv/rv Oklahoma (3/2/24)
2, vs. Rice (12/6/23)

Offensive Rebounds

2, vs. Rice (12/6/23)

Defensive Rebounds

2, at rv/rv Oklahoma (3/2/24)

Assists

None

Steals

None

Blocked Shots

1, at rv/rv Oklahoma (3/2/24)
1, vs. Texas State (12/21/23)

Minutes Played

10:14, at rv/rv Oklahoma (3/2/24)

REDSHIRT FRESHMAN (2023-24)

Made his Houston debut in season-opening win over ULM inside Fertitta Center (11/6)... Grabbed offensive rebound in home win over Texas A&M-Corpus Christi (11/11)... Snared offensive board in home win over Montana (11/24)... Posted two offensive boards in home win over Rice (12/6)... Blocked a shot in home win over Texas State (12/21)... Grabbed

2023-24 GAME-BY-GAME STATISTICS (17-0 • 6-0 Big 12)

Date	Opponent	GS	Min	FG-A	3FG-FGA	FT-FTA	OR-DR	Tot	PF	A	TO	Blk	Stl	Pts
11/6/23	ULM		2:58	0-0	0-0	0-0	0-0	0	1	0	0	0	0	0
11/11/23	TEXAS A&M-CORPUS CHRISTI		2:47	0-1	0-0	0-0	1-0	1	0	0	1	0	0	0
11/13/23	STETSON		2:19	0-0	0-0	0-0	0-0	0	0	0	0	0	0	0
11/16/23	vs. Towson		1:37	0-0	0-0	0-0	0-0	0	0	0	0	0	0	0
11/17/23	vs. Utah	DNP – Coach's Decision												
11/19/23	vs. Dayton		1:38	0-0	0-0	0-0	0-0	0	0	0	0	0	0	0
11/24/23	MONTANA		2:47	0-0	0-0	0-0	1-0	1	0	0	0	0	0	0
12/1/23	at Xavier	DNP – Coach's Decision												
12/6/23	RICE		4:43	0-1	0-0	0-0	2-0	2	4	0	1	0	0	0
12/9/23	JACKSON STATE		3:08	0-1	0-0	0-0	0-0	0	1	0	0	0	0	0
12/16/23	vs. rv/rv Texas A&M	DNP – Coach's Decision												
12/21/23	TEXAS STATE		2:52	0-0	0-0	0-0	0-0	0	0	0	0	1	0	0
12/30/23	PENN		3:52	0-0	0-0	1-2	1-0	1	0	0	0	0	0	1
1/6/24	* WEST VIRGINIA		2:34	0-0	0-0	0-0	0-0	0	1	0	0	0	0	0
1/9/24	* at rv/rv Iowa State	DNP – Coach's Decision												
1/13/24	* at rv/rv TCU	DNP – Coach's Decision												
1/17/24	* #25/25 TEXAS TECH		1:16	1-1	0-0	0-0	1-0	1	0	0	0	0	0	0
1/20/24	* UCF		2:41	0-0	0-0	0-0	0-0	0	1	0	0	0	0	0
1/23/24	* at #21/19 BYU	DNP – Coach's Decision												
1/27/24	* rv/rv KANSAS STATE		2:28	0-0	0-0	0-0	0-0	0	1	0	0	0	0	0
1/29/24	* at rv/rv Texas	DNP – Coach's Decision												
2/3/24	* at #8/9 Kansas	DNP – Coach's Decision												
2/6/24	* OKLAHOMA STATE		4:21	0-0	0-0	0-0	1-0	1	1	0	1	0	0	0
2/10/24	* at Cincinnati	DNP – Coach's Decision												
2/17/24	* rv/- TEXAS		1:34	0-0	0-0	0-0	0-0	0	0	0	0	0	0	0
2/19/24	* #6/6 IOWA STATE	DNP – Coach's Decision												
2/24/24	* at #11/11 Baylor	DNP – Coach's Decision												
2/27/24	* CINCINNATI	DNP – Coach's Decision												
3/2/24	* at rv/rv Oklahoma		10:14	0-0	0-0	0-0	0-2	2	0	0	0	1	0	0
3/6/24	* at UCF		---	---	---	---	---	---	---	---	---	---	---	---
3/9/24	* KANSAS		---	---	---	---	---	---	---	---	---	---	---	---

CAREER STATISTICS

Year	W-L	GP-GS	MP	FG-FGA	Pct	3P-A	Pct	FT-FTA	Pct	Off-Def	Reb – Avg	PF-DQ	Ast	TO	Blk	Stl	Pts – Avg
2022-23	0-0																
2023-24	17-0	17-0	54	1-4	.250	0-0	.000	1-2	.500	7-2	9 – 0.5	11-0	0	3	2	0	3 – 0.2
Totals	17-0	17-0	54	1-4	.250	0-0	.000	1-2	.500	7-2	9 – 0.5	11-0	0	3	2	0	3 – 0.2



#12 JACOB McFARLAND

Center

6-10 • 195 • Freshman-HS

Moreno Valley, Calif. (Rancho Verde HS)

Undeclared Major

📷 X jacobmcfar1and

CAREER HIGHS

Points

None

Field Goals Made

None

Field Goal Attempts

None

3-Point Field Goals Made

None

3-Point Field Goal Attempts

None

Free Throws Made

None

Free Throw Attempts

None

Rebounds

None

Offensive Rebounds

None

Defensive Rebounds

None

Assists

None

Steals

None

Blocked Shots

None

Minutes Played

None

FRESHMAN (2023-24)

Has not competed and is expected to sit out as a redshirt this season.

2023-24 GAME-by-GAME STATISTICS (0-0 • 0-0 Big 12)

Date	Opponent	GS	Min	FG-A	3FG-FGA	FT-FTA	OR-DR	Tot	PF	A	TO	Blk	Stl	Pts	
11/6/23	ULM	DNP – Coach's Decision													
11/11/23	TEXAS&M-CORPUS CHRISTI	DNP – Coach's Decision													
11/13/23	STETSON	DNP – Coach's Decision													
11/16/23	vs. Towson	DNP – Coach's Decision													
11/17/23	vs. Utah	DNP – Coach's Decision													
11/19/23	vs. Dayton	DNP – Coach's Decision													
11/24/23	MONTANA	DNP – Coach's Decision													
12/1/23	at Xavier	DNP – Coach's Decision													
12/6/23	RICE	DNP – Coach's Decision													
12/9/23	JACKSON STATE	DNP – Coach's Decision													
12/16/23	vs. rv/rv Texas A&M	DNP – Coach's Decision													
12/21/23	TEXAS STATE	DNP – Coach's Decision													
12/30/23	PENN	DNP – Coach's Decision													
1/6/24	* WEST VIRGINIA	DNP – Coach's Decision													
1/9/24	* at rv/rv Iowa State	DNP – Coach's Decision													
1/13/24	* at rv/rv TCU	DNP – Coach's Decision													
1/17/24	* #25/25 TEXAS TECH	DNP – Coach's Decision													
1/20/24	* UCF	DNP – Coach's Decision													
1/23/24	* at #21/19 BYU	DNP – Coach's Decision													
1/27/24	* rv/rv KANSAS STATE	DNP – Coach's Decision													
1/29/24	* at rv/rv Texas	DNP – Coach's Decision													
2/3/24	* at #8/9 Kansas	DNP – Coach's Decision													
2/6/24	* OKLAHOMA STATE	DNP – Coach's Decision													
2/10/24	* at Cincinnati	DNP – Coach's Decision													
2/17/24	* rv/- TEXAS	DNP – Coach's Decision													
2/19/24	* #6/6 IOWA STATE	DNP – Coach's Decision													
2/24/24	* at #11/11 Baylor	DNP – Coach's Decision													
2/27/24	* CINCINNATI	DNP – Coach's Decision													
3/2/24	* at rv/rv Oklahoma	DNP – Coach's Decision													
3/6/24	* at UCF	--	--	--	--	--	--	--	--	--	--	--	--	--	
3/9/24	* KANSAS	--	--	--	--	--	--	--	--	--	--	--	--	--	

CAREER STATISTICS

Year	W-L	GP-GS	MP	FG-FGA	Pct	3P-A	Pct	FT-FTA	Pct	Off-Def	Reb – Avg	PF-DQ	Ast	TO	Blk	Stl	Pts – Avg
2023-24	0-0																
Totals	0-0	0-0	0	0-0	.000	0-0	.000	0-0	.000	0-0	0-0.0	0-0	0	0	0	0	0-0.0

Has not competed



#13 J'WAN ROBERTS

Forward

6-7 • 230 • r-Senior-3L (RS '19-20)

St. Thomas, U.S. Virgin Islands
(Shoemaker HS [Killeen, Texas])

'23 UH graduate in Health

@jwann_13 X JwanRoberts13

CAREER HIGHS

Points

26, vs. Tulane (2/22/23)

Field Goals Made

10, at rv/rv Oklahoma (3/2/24)
10, at Cincinnati (2/10/24)
10, at rv/rv TCU (1/13/24)

Field Goal Attempts

18, at rv/rv TCU (1/13/24)

3-Point Field Goals Made

None

3-Point Field Goal Attempts

2, vs. Wisconsin (11/23/21)

Free Throws Made

8, vs. Tulane (2/22/23)
8, vs. Memphis (2/19/23)

Free Throw Attempts

10, vs. Texas A&M-Corpus Christi (11/11/23)

Rebounds

20, vs. Memphis (3/12/23)

Offensive Rebounds

10, vs. Memphis (3/12/23)

Defensive Rebounds

10, vs. Towson (11/16/23)
10, vs. Memphis (3/12/23)

Assists

7, vs. rv/rv Texas A&M (12/16/23)

Steals

6, at #11/11 Baylor (2/24/24)

Blocked Shots

5, vs. Auburn (3/18/23)
5, vs. #8/10 Alabama (12/10/22)

Minutes Played

40:26, at #11/11 Baylor (2/24/24)

PRESEASON HONORS

• Karl Malone Award Preseason Watch List

SENIOR (2023-24)

Made his season debut in season-opening win over ULM inside Fertitta Center... Finished with six points, seven rebounds – including four offensive boards – and two steals against the Warhawks (11/6)... Led all players with 17 points on 6-of-10 shooting and nine rebounds, including four offensive, in win over Texas A&M-Corpus Christi (11/11)... Grabbed a game-high 11 rebounds in win over Towson during Shriners Children's Charleston Classic First Round (11/16)... Posted the team's first double-double of the season with 13 points and 12 rebounds in win over Utah in Shriners Children's Charleston Classic Semifinals... Connected on 5-of-6 from the field and 3-of-4 from the free throw line (11/17)... Finished with 10 points on 5-of-6 shooting and grabbed eight rebounds with three assists and two steals in win over Dayton during Shriners Children's Charleston Classic Title Game (11/19)... Posted 13 points with six rebounds, including three offensive, in home win over... Led all players with 12 rebounds, including five offensive boards, and scored nine points with two assists, two blocks and a steal in win at Xavier (12/1)... Flirted with a triple-double with 10 points, a team-high 11 rebounds

and a career-high seven assists against rv/rv Texas A&M in The Halal Guys Showcase inside Toyota Center... Was his second double-double of the season (12/16)... Led Cougars with eight rebounds, including five offensive boards, and tied for team lead with three assists and two blocks at rv/rv Iowa State (1/9)... Led all players with 20 points, 13 rebounds and four blocked shots and tied for team-high honors with five assists at rv/rv TCU (1/13/24)... Totaled 12 points on 6-of-9 shooting and grabbed seven rebounds with two assists and two steals in home win over #25/25 Texas Tech (1/17)... Gave the Cougars the lead for good with a free throw with 61 seconds remaining in road win at #21/19 BYU... Finished with seven rebounds and three assists against the Cougars (1/23)... Posted 14 points on 5-of-8 shooting and grabbed six rebounds, including a game-high five offensive boards, in home win over rv/rv Kansas State (1/27)... Scored 14 points on 5-of-9 shooting and tied for team lead with eight rebounds in road win at rv/rv Texas (1/29)... Led all players with 13 rebounds, including seven offensive, and scored 11 points with two steals and an assist at #8/9 Kansas (2/3)... Led all players with 20 points on 10-of-15 shooting, and led Houston with eight rebounds in road win at Cincinnati (2/10)... Posted 17 points on 7-of-9 shooting and added team highs of eight rebounds, six steals and three blocked shots in road win at #11/11 Baylor (2/24)... Scored 15 points, thanks to 7-of-9 shooting from free throw line, and grabbed five rebounds with a steal in home win over Cincinnati (2/27)... Finished with 20 points on 10-of-12 shooting and grabbed five rebounds with two assists in road win at rv/rv Oklahoma (3/2/24).

2023-24 GAME-by-GAME STATISTICS (25-3 • 13-3 Big 12)

Date	Opponent	GS	Min	FG-A	3FG-FGA	FT-FTA	OR-DR	Tot	PF	A	TO	Blk	Stl	Pts	
11/6/23	ULM	*	23:01	3-4	0-0	0-0	4-3	7	1	1	1	1	2	6	
11/11/23	TEXAS A&M-CORPUS CHRISTI	*	22:28	6-10	0-0	5-10	4-5	9	1	4	1	0	0	17	
11/13/23	STETSON	*	8:13	0-1	0-0	0-0	0-1	1	0	0	0	0	1	0	
11/16/23	vs. Towson	*	21:48	2-3	0-0	1-3	1-10	11	1	1	2	1	0	5	
11/17/23	vs. Utah	*	26:21	5-6	0-0	3-4	3-9	12	4	1	0	0	1	13	
11/19/23	vs. Dayton	*	30:45	5-6	0-0	0-0	3-5	8	0	3	2	1	2	10	
11/24/23	MONTANA	*	22:10	5-7	0-0	3-4	3-3	6	1	0	0	1	1	13	
12/1/23	at Xavier	*	31:06	3-7	0-0	3-4	5-7	12	3	2	3	2	1	9	
12/6/23	RICE	*	19:45	2-4	0-0	0-0	2-4	6	1	2	0	1	1	4	
12/9/23	JACKSON STATE	*	18:00	1-2	0-0	1-2	1-0	1	3	0	2	1	3	3	
12/16/23	vs. rv/rv Texas A&M	*	36:11	5-8	0-0	0-0	4-7	11	3	7	0	1	0	10	
12/21/23	TEXAS STATE	*	8:04	0-2	0-0	0-0	0-1	1	1	1	1	1	2	0	
12/30/23	PENN	DNP – Injury													
1/6/24	* WEST VIRGINIA	*	27:58	4-10	0-1	1-2	0-3	3	3	1	0	0	1	9	
1/9/24	* at rv/rv Iowa State	*	36:06	3-7	0-0	0-0	5-3	8	1	3	2	2	1	6	
1/13/24	* at rv/rv TCU	*	36:02	10-18	0-0	0-1	6-7	13	2	5	0	4	0	20	
1/17/24	* #25/25 TEXAS TECH	*	29:16	6-9	0-0	0-0	3-4	7	2	2	1	0	2	12	
1/20/24	* UCF	*	18:27	2-8	0-0	0-2	1-4	5	1	1	0	1	1	4	
1/23/24	* at #21/19 BYU	*	33:24	2-3	0-0	1-2	2-5	7	1	3	2	0	1	5	
1/27/24	* rv/rv KANSAS STATE	*	28:02	5-8	0-0	4-6	5-1	6	2	2	0	0	0	14	
1/29/24	* at rv/rv Texas	*	37:35	5-9	0-0	4-7	3-5	8	2	2	2	2	1	14	
2/3/24	* at #8/9 Kansas	*	37:58	5-11	0-0	1-3	7-6	13	2	1	0	0	2	11	
2/6/24	* OKLAHOMA STATE	*	11:49	2-4	0-0	0-0	0-0	0	5	1	1	0	1	4	
2/10/24	* at Cincinnati	*	36:44	10-15	0-0	0-1	4-4	8	2	0	2	1	0	20	
2/17/24	* rv/rv TEXAS	*	28:19	4-10	0-0	1-3	4-3	7	1	4	1	1	1	9	
2/19/24	* #6/6 IOWA STATE	*	26:16	3-5	0-0	0-0	3-3	6	5	2	1	0	1	6	
2/24/24	* at #11/11 Baylor	*	40:26	7-9	0-0	3-4	3-5	8	2	4	3	3	6	17	
2/27/24	* CINCINNATI	*	27:52	4-6	0-0	7-9	1-4	5	4	0	2	0	1	15	
3/2/24	* at rv/rv Oklahoma	*	30:45	10-12	0-0	0-1	1-4	5	1	2	0	1	1	20	
3/6/24	* at UCF	---	---	---	---	---	---	---	---	---	---	---	---	---	
3/9/24	* KANSAS	---	---	---	---	---	---	---	---	---	---	---	---	---	

CAREER STATISTICS

Year	W-L	GP-GS	MP	FG-FGA	Pct	3P-A	Pct	FT-FTA	Pct	Off-Def	Reb – Avg	PF-DQ	Ast	TO	Blk	Stl	Pts – Avg
2019-20										Redshirt							
2020-21	21-4	25-1	266	19-34	.559	0-0	.000	10-19	.526	36-59	95 – 3.8	20-0	8	9	14	10	48 – 1.9
2021-22	32-6	38-0	617	49-78	.628	0-4	.000	22-44	.500	78-109	187 – 4.9	52-0	20	22	14	24	120 – 3.2
2022-23	33-4	37-36	976	156-255	.612	0-1	.000	59-86	.686	111-174	285 – 7.7	79-2	44	39	49	26	371 – 10.0
2023-24	25-3	28-28	755	119-204	.583	0-1	.000	38-68	.559	78-116	194 – 6.9	55-2	55	29	25	34	276 – 9.9
Totals	111-17	128-65	2,613	343-571	.601	0-6	.000	129-217	.594	303-458	761 – 5.9	206-4	127	99	102	94	815 – 6.4



#21 EMANUEL SHARP

Guard

6-3 • 205 • r-Sophomore-1L (RS '21-22)

Tampa, Fla. (Bishop McLaughlin School)

Undeclared Major

emanuelsharp_

CAREER HIGHS

Points

25, vs. Jackson State (12/9/23)

Field Goals Made

7, vs. rv/rv Texas A&M (12/16/23)

Field Goal Attempts

17, vs. rv/rv Texas A&M (12/16/23)

3-Point Field Goals Made

6, vs. McNeese (12/21/22)

3-Point Field Goal Attempts

13, vs. rv/rv Texas A&M (12/16/23)

Free Throws Made

11, vs. Texas State (12/21/23)

Free Throw Attempts

11, vs. Texas State (12/21/23)

Rebounds

10, vs. SMU (1/5/23)

Offensive Rebounds

5, vs. rv/rv Texas A&M (12/16/23)

Defensive Rebounds

8, at rv/rv Texas (1/29/24)

8, vs. SMU (1/5/23)

Assists

4, at Xavier (12/1/23)

Steals

4, vs. #6/6 Iowa State (2/19/24)

4, vs. rv/- Texas (2/17/24)

4, vs. Texas State (12/21/23)

Blocked Shots

1, vs. Stetson (11/13/23)

1, at SMU (2/16/23)

Minutes Played

40:39, at rv/rv Texas (1/29/24)

SOPHOMORE (2023-24)

Made his first career start in season opener against ULM... Posted the first 20-point game of his career with 20 points, thanks to four 3-pointers, against the Warhawks (11/6)... Finished with 11 points with two 3-pointers, two rebounds and two assists in home win over Texas A&M-Corpus Christi (11/11)... Posted 14 points with three 3-pointers and added three rebounds in win over Towson during Shriner Children's Charleston Classic First Round (11/16)... Led Houston with 15 points and grabbed six rebounds with three steals in win over Utah during Shriners Children's Charleston Classic (11/17)... Totaled 11 points with two 3-pointers and six rebounds, including three offensive, in home win over Montana (11/24)... Finished with 10 points and dished out four assists with three steals in win over Xavier (12/1)... Totaled 12 points on 4-of-8 shooting and grabbed four rebounds with three assists and a steal in home win over Rice (12/6)... Posted a career-high 25 points with five 3-pointers in home win over Jackson State... Also grabbed three rebounds with three steals against the Tigers (12/9)... Led Houston with 21 points and five 3-pointers in win over rv/rv Texas A&M at The Halal Guys Showcase inside Toyota Center... Also led Cougars with five offensive rebounds... With Cougars clinging to 2-point lead late in shot clock, buried a 3-pointer from the right wing for a 5-point lead with 21 seconds

remaining... Drained a pair of free throws for a 4-point lead with five seconds left against the Aggies (12/16)... Led all players with 17 points, thanks to 11-of-11 shooting from the free throw line, and grabbed three rebounds with game-high four steals in home win over Texas State (12/21)... Scored 12 points with four rebounds, including two offensive boards, and added a steal and assist in home win over Penn (12/30)... Led all players with seven rebounds and scored eight points with three steals in Big 12-opening win over West Virginia (1/6)... Led all players with 20 points and five 3-pointers at rv/rv Iowa State (1/9)... Topped all players with three steals at rv/rv TCU (1/13)... Pushed the Cougars' lead to three with 41 seconds remaining in road win at #21/19 BYU... Led Houston with nine rebounds, including four offensive boards, and added nine points with two steals against the Cougars (1/23)... Totaled nine points with six rebounds, two assists and three steals in home win over rv/rv Kansas State (1/27)... Posted 13 points with three 3-pointers, eight rebounds and two assists in road win at rv/rv Texas... Drained four free throws in the final 10 seconds to ice the victory against the Longhorns (1/29)... Drained three 3-pointers on the way to 11 points at #8/9 Kansas (2/3/24)... Finished with 16 points on 6-of-11 shooting with three 3-pointers in win over Oklahoma State (2/6)... Snared six rebounds in road win at Cincinnati (2/10)... Posted 15 points with three rebounds and four steals in home win over rv/- Texas (2/17)... Recorded 20 points with two 3-pointers and 8-of-9 shooting from the free throw line in home win over #6/6 Iowa State (2/19)... Led Cougars with 18 points and added two rebounds with two steals in road win at #11/11 Baylor (2/24)... Finished with 11 points, thanks to three 3-pointers, and added four rebounds with a pair of steals in home win over Cincinnati (2/27)... Scored 11 points with three 3-pointers and three rebounds in road win at rv/rv Oklahoma (3/2).

2023-24 GAME-BY-GAME STATISTICS (26-3 • 13-3 Big 12)

Date	Opponent	GS	Min	FG-A	3FG-FGA	FT-FTA	OR-DR	Tot	PF	A	TO	Blk	Stl	Pts
11/6/23	ULM	*	20:56	5-9	4-8	6-8	0-0	0	1	0	1	0	0	20
11/11/23	TEXAS A&M-CORPUS CHRISTI	*	21:51	3-8	2-5	3-3	2-1	3	3	2	1	0	0	11
11/13/23	STETSON	*	22:21	1-5	0-4	5-7	2-3	5	1	1	2	1	0	7
11/16/23	vs. Towson		18:12	4-7	3-5	3-3	0-3	3	2	0	1	0	0	14
11/17/23	vs. Utah		27:45	6-13	1-4	2-3	2-4	6	1	0	1	0	3	15
11/19/23	vs. Dayton		20:27	2-10	0-5	0-0	0-2	2	2	1	0	0	1	4
11/24/23	MONTANA		19:18	3-5	2-3	3-4	3-3	6	0	0	1	0	2	11
12/1/23	at Xavier	*	36:20	2-12	1-6	5-6	0-2	2	1	4	0	0	3	10
12/6/23	RICE	*	17:23	4-8	2-6	2-2	1-3	4	1	3	2	0	1	12
12/9/23	JACKSON STATE	*	22:04	6-13	5-9	8-10	1-2	3	2	1	1	0	3	25
12/16/23	vs. rv/rv Texas A&M	*	35:23	7-17	5-13	2-2	5-1	6	2	0	2	0	1	21
12/21/23	TEXAS STATE	*	27:04	2-10	2-9	11-11	1-2	3	2	1	1	0	4	17
12/30/23	PENN	*	27:57	5-10	2-5	0-0	2-2	4	3	1	1	0	1	12
1/6/24	* WEST VIRGINIA	*	20:52	3-4	1-2	1-1	2-5	7	3	0	2	0	3	8
1/9/24	* at rv/rv Iowa State	*	37:04	6-12	5-10	3-4	1-4	5	4	0	1	0	1	20
1/13/24	* at rv/rv TCU	*	28:54	2-7	1-4	3-4	0-0	0	4	1	1	0	3	8
1/17/24	* #25/25 TEXAS TECH	*	20:57	3-8	2-5	0-0	0-3	3	3	0	1	0	0	8
1/20/24	* UCF	*	19:33	0-7	0-3	2-2	0-1	1	5	0	0	0	0	2
1/23/24	* at #21/19 BYU	*	25:17	1-6	0-2	7-9	4-5	9	2	1	2	0	2	9
1/27/24	* rv/rv KANSAS STATE	*	30:57	3-15	2-8	1-2	2-4	6	1	2	1	0	3	9
1/29/24	* at rv/rv Texas	*	40:39	3-8	3-6	4-4	0-8	8	0	2	2	0	1	13
2/3/24	* at #8/9 Kansas	*	31:23	4-14	3-9	0-0	0-1	1	2	1	0	0	0	11
2/6/24	* OKLAHOMA STATE	*	29:00	6-11	3-5	1-2	1-3	4	4	1	2	0	0	16
2/10/24	* at Cincinnati	*	34:01	3-7	1-3	2-2	1-5	6	2	0	1	0	1	9
2/17/24	* rv/- TEXAS	*	26:29	5-11	1-5	4-4	0-3	3	4	1	0	0	4	15
2/19/24	* #6/6 IOWA STATE	*	29:33	5-13	2-7	8-9	0-1	1	2	0	0	0	4	20
2/24/24	* at #11/11 Baylor	*	32:58	5-12	2-6	6-6	0-2	2	4	1	2	0	2	18
2/27/24	* CINCINNATI	*	35:30	3-12	3-8	2-2	1-3	4	4	0	1	0	2	11
3/2/24	* at rv/rv Oklahoma	*	26:34	4-8	3-5	0-0	1-2	3	4	1	1	0	0	11
3/6/24	* at UCF		---	---	---	---	---	---	---	---	---	---	---	---
3/9/24	* KANSAS		---	---	---	---	---	---	---	---	---	---	---	---

CAREER STATISTICS

Year	W-L	GP-GS	MP	FG-FGA	Pct	3P-A	Pct	FT-FTA	Pct	Off-Def	Reb - Avg	PF-DQ	Ast	TO	Blk	Stl	Pts - Avg
2021-22	0-0									Redshirt							
2022-23	30-3	33-0	515	58-159	.365	43-124	.347	37-42	.881	20-54	74 - 2.2	72-1	16	26	2	10	196 - 5.9
2023-24	26-3	29-25	787	106-282	.376	61-170	.359	94-110	.855	32-78	110 - 3.8	69-1	25	31	1	45	367 - 12.7
Totals	56-6	62-25	1,302	164-441	.372	104-294	.354	131-152	.862	52-132	184 - 3.0	141-2	41	57	3	55	563 - 9.1

SHARP's 2022-23 GAME-BY-GAME (30-3 • 17-1 American)

Opponent	Date	GS	Min	FG-A	3FG-A	FT-A	Off-Def	Tot	PF	A	TO	Blk	Stl	Pts
NORTHERN COLORADO	11/7/22		7:41	4-7	3-5	0-0	2-0	2	3	1	0	0	1	11
vs. Saint Joseph's	11/11/22		3:14	0-1	0-1	0-0	0-1	1	0	0	1	0	0	0
ORAL ROBERTS	11/14/22		11:47	2-2	0-0	2-2	0-2	2	2	0	3	0	0	6
TEXAS SOUTHERN	11/16/22		6:33	0-1	0-1	0-0	0-0	0	1	1	0	0	0	0
at rv/rv Oregon	11/20/22		DNP – Coach's Decision											
KENT STATE	11/26/22		DNP – Coach's Decision											
NORFOLK STATE	11/29/22		19:01	1-6	1-4	0-0	1-1	2	0	0	1	0	0	3
vs. –/rv Saint Mary's (Calif.)	12/3/22		DNP – Coach's Decision											
NORTH FLORIDA	12/6/22		19:14	3-5	3-5	0-0	0-0	0	0	0	1	0	0	9
#8/10 ALABAMA	12/10/22		DNP – Coach's Decision											
NORTH CAROLINA A&T	12/13/22		25:39	3-5	1-3	3-3	0-3	3	3	2	3	0	0	10
at #2/2 Virginia	12/17/22		9:26	0-2	0-2	0-0	0-1	1	1	0	1	0	0	0
McNEESE	12/21/22		19:11	6-10	6-10	0-0	2-1	3	0	1	1	0	0	18
* at Tulsa	12/28/22		20:17	4-7	3-5	3-3	0-4	4	4	0	4	0	0	14
* UCF	12/31/22		8:25	0-2	0-1	0-0	0-2	2	0	0	0	0	0	0
* SMU	1/5/23		23:31	1-9	1-7	3-3	2-8	10	3	0	0	0	0	6
* at Cincinnati	1/8/23		4:07	0-1	0-1	0-0	0-0	0	0	0	0	0	0	0
* SOUTH FLORIDA	1/11/23		14:51	3-6	2-5	0-0	0-0	0	3	0	1	0	0	8
* at Tulane	1/17/23		13:15	1-2	1-2	3-3	0-1	1	3	1	2	0	2	6
* TEMPLE	1/22/23		11:56	1-2	1-2	0-0	1-0	1	2	0	1	0	0	3
* at UCF	1/25/23		23:38	5-7	4-6	4-4	0-3	3	3	0	0	1	0	18
* CINCINNATI	1/28/23		23:51	1-5	1-5	2-3	0-2	2	1	1	1	0	0	5
* at Wichita State	2/2/23		6:22	0-2	0-2	0-0	0-1	1	2	0	0	0	0	0
* at Temple	2/5/23		19:33	2-4	1-3	1-2	1-2	3	2	0	0	0	0	6
* TULSA	2/8/23		19:16	4-9	3-8	2-2	0-4	4	5	1	1	0	1	13
* at SMU	2/16/23		22:33	2-8	2-6	1-2	3-2	5	3	2	1	1	0	7
* MEMPHIS	2/19/23		15:49	1-7	0-4	0-0	0-0	0	3	1	0	0	2	2
* TULANE	2/22/23		17:18	1-8	1-6	2-2	3-2	5	2	2	1	0	1	5
* at East Carolina	2/25/23		17:29	0-2	0-1	0-0	1-1	2	3	1	1	0	1	0
* WICHITA STATE	3/2/23		10:15	1-3	1-3	4-4	1-1	2	3	1	1	0	0	7
* at Memphis	3/5/23		14:16	2-4	1-3	0-0	0-0	0	2	0	1	0	0	5
vs. (9) East Carolina	3/10/23		18:09	1-6	1-4	1-2	0-2	2	4	0	0	0	1	4
vs. (4) Cincinnati	3/11/23		22:42	1-5	0-2	0-0	0-3	3	4	0	0	0	0	2
vs. (2) Memphis	3/12/23		12:37	1-5	1-5	0-0	2-0	2	2	0	0	0	0	3
vs. (16) Northern Kentucky	3/16/23		22:43	3-4	2-3	2-2	0-1	1	3	1	0	0	0	10
vs. (9) Auburn	3/18/23		12:54	1-4	1-3	4-5	0-4	4	2	0	0	0	1	7
vs. #16/15 (5) Miami (Fla.)	3/24/23		17:30	3-8	2-6	0-0	0-2	2	3	0	0	0	0	8

SHARP's 2021-22 GAME-BY-GAME (0-0 • 0-0 American)

Opponent	Date	GS	Min	FG-A	3FG-A	FT-A	Off-Def	Tot	PF	A	TO	Blk	Stl	Pts
Joined program on Dec. 29, 2021 – Did not compete in any games as redshirt														



#1 JAMAL SHEARD

Guard

6-1 • 200 • Senior-3L

Manor, Texas (Manor HS)

Health

@j.uno1 X Thejshead

CAREER HIGHS

Points

29, vs. #25/25 Texas Tech (1/17/24)

Field Goals Made

12, vs. #25/25 Texas Tech (1/17/24)

Field Goal Attempts

25, at Cincinnati (2/10/24)

3-Point Field Goals Made

4, vs. Wichita State (3/2/23)
4, vs. Norfolk State (11/29/22)

3-Point Field Goal Attempts

9, at rv/rv Texas (1/9/24)
9, vs. Memphis (3/12/23)

Free Throws Made

12, vs. #6/6 Iowa State (2/19/24)

Free Throw Attempts

13, vs. #6/6 Iowa State (2/19/24)

Rebounds

11, vs. rv/- Texas (2/17/24)

Offensive Rebounds

3, done four times; Most recently at rv/rv Texas (1/29/24)

Defensive Rebounds

10, vs. rv/- Texas (2/17/24)

Assists

13, vs. Temple (3/3/22)

Steals

8, vs. Our Lady of the Lake (2/6/21)

Blocked Shots

4, vs. West Virginia (1/6/24)
4, vs. Lamar (11/25/20)

Minutes Played

49:31, at Wichita State (2/20/22)

HONORS

- Bob Cousy Point Guard of the Year Award Finalist
- 2023 Shriners Children's Charleston Classic All-Tournament Team
- Naismith Trophy Player of the Week (Feb. 26, 2024)
- Oscar Robertson National Player of the Week (Jan. 23, 2024)
- Big 12 Player of the Week (Feb. 26, 2024)
- Big 12 Player of the Week (Jan. 22, 2024)

SENIOR (2023-24)

2023-24 Bob Cousy Point Guard of the Year Award Finalist... Became fourth player in school history to record 600+ assists in his career... Currently ranks third in Houston history with 637 assists... Only player in Houston history with 100+ wins, 1,200+ points, 600+ assists and 200+ steals in his career... Made his season debut in season-opening win against ULM... Finished with five points, eight assists, three rebounds and four steals in less than 18 minutes against the Warhawks (11/6)... Tied for game-high lead with four assists and grabbed six rebounds in home win over Texas A&M-Corpus Christi (11/11)... Led all players with eight assists and five steals in home win over Stetson (11/13)... Dished out a game-high eight assists with only one turnover and scored nine points with four rebounds in win over Towson during Shriners Children's Charleston Classic (11/16)... Scored 14 points with six rebounds, five assists and three steals in win over Utah during Shriners Children's Charleston Classic (11/17)... Finished with 16 points and grabbed six rebounds with four assists and two steals in win over Dayton during Shriners Children's Charleston Classic Title Game (11/19)... Scored 13 points with three rebounds and game

highs of seven assists and four steals with only one turnover in home win over Montana... Moved past the 500-assist milestone with dime to LJ Cryer at 3-pointer to end first half against the Grizzlies (11/24)... Overcame foul trouble to score 13 points with three rebounds, four assists and two steals in win at Xavier (12/1)... Led all players with eight assists and only one turnover and added two steals in home win over Rice (12/6)... Dished out a game-high six assists and added nine points with two rebounds and a steal in home win over Jackson State (12/9)... Led all players with eight assists and only two turnovers in win over rv/rv Texas A&M in The Halal Guys Showcase inside Toyota Center... Added 12 points with three rebounds, two blocked shots and a steal against the Aggies (12/16)... Totaled 14 points with four rebounds, four assists and three steals in home win over Penn (12/30)... Did a little of everything well with eight points, five rebounds, four blocked shots and a game-high 11 assists and only one turnover in Big 12-opening win over West Virginia (1/6)... Posted 14 points with three rebounds, three assists, two blocks and two steals at rv/rv Texas State (1/9)... Totaled 11 points with five assists at rv/rv TCU (1/13)... Scored 29 points on 12-of-16 shooting with four rebounds, game-high 10 assists, two steals and only two turnovers in nearly 33 minutes against #25/25 Texas Tech... Finished with 10 points, seven rebounds, five assists and four steals in home win over UCF (1/20)... Honored as Big 12 Player of the Week for Jan. 22 and an Oscar Robertson National Player of the Week for Jan. 23... Scored 16 points and led Cougars with four assists in road win at #21/19 BYU (1/23)... Recorded 17 points with three assists and two steals in home win over rv/rv Kansas State (1/27)... Led all players with 25 points and grabbed eight rebounds with four assists in road win at rv/rv Texas (1/29)... Led all players with nine assists and no turnovers in more than 38 minutes at #8/9 Kansas (2/3)... Posted a game-high 23 points on 8-of-12 shooting and dished out four assists in win over Oklahoma State (2/6)... Scored 16 points with four rebounds, four assists and no turnovers in more than 38 minutes in road win at Cincinnati (2/10)... Flirted with a quadruple-double with 16 points, 11 rebounds, six assists and six steals in home win over rv/- Texas (2/17)... Led all players with 26 points, thanks to 12-of-13 shooting from free throw line, and six assists and four rebounds with three steals in home win over #6/6 Iowa State (2/19)... Scored 12 points with a game-high 10 assists and added four rebounds with a steal and only one turnover in more than 42 minutes at #11/11 Baylor (2/24)... Led all players with 11 assists and added nine points with two rebounds and a game-high four steals in home win over Cincinnati (2/27)... Grabbed rebound from his own miss and drained game-winning shot with 0.4 seconds left in road win at Oklahoma... Added four rebounds, six assists and a pair of steals against the Sooners (3/2)

2023-24 GAME-by-GAME STATISTICS (26-3 • 13-3 Big 12)

Date	Opponent	GS	Min	FG-A	3FG-FGA	FT-FTA	OR-DR	Tot	PF	A	TO	Blk	Stl	Pts
11/6/23	ULM	*	17:49	2-5	1-2	0-0	0-3	3	2	8	3	0	4	5
11/11/23	TEXAS A&M-CORPUS CHRISTI	*	19:22	1-3	0-1	0-0	0-6	6	3	4	2	0	1	2
11/13/23	STETSON	*	28:01	2-7	1-3	0-1	0-3	3	0	4	5	0	0	8
11/16/23	vs. Towson	*	24:10	4-6	0-1	1-1	2-2	4	2	8	1	0	2	9
11/17/23	vs. Utah	*	33:43	6-17	2-6	0-3	2-4	6	2	5	4	1	3	14
11/19/23	vs. Dayton	*	28:50	7-13	2-3	0-0	1-5	6	1	4	2	0	2	16
11/24/23	MONTANA	*	28:44	5-8	0-3	3-4	0-3	3	4	7	1	0	4	13
12/1/23	at Xavier	*	28:11	4-12	1-3	4-4	2-1	3	4	4	2	1	2	13
12/6/23	RICE	*	26:18	2-5	1-1	0-0	1-3	4	0	8	1	0	2	5
12/9/23	JACKSON STATE	*	23:52	4-11	1-5	0-0	2-0	2	2	6	2	0	1	9
12/16/23	vs. rv/rv Texas A&M	*	32:11	5-11	2-3	0-0	0-3	3	3	8	2	2	1	12
12/21/23	TEXAS STATE	*	27:30	5-10	1-2	0-0	0-4	4	1	2	2	2	2	11
12/30/23	PENN	*	26:38	6-8	2-3	0-0	1-3	4	0	4	1	0	3	14
1/6/24	* WEST VIRGINIA	*	30:26	4-9	0-1	0-0	2-3	5	0	11	1	4	1	8
1/9/24	* at rv/rv Iowa State	*	37:15	5-15	1-8	3-4	1-2	3	2	3	5	2	2	14
1/13/24	* at rv/rv TCU	*	25:38	5-9	1-3	0-0	1-0	1	4	5	1	0	1	11
1/17/24	* #25/25 TEXAS TECH	*	33:38	12-16	2-3	3-3	0-4	4	1	10	2	0	2	29
1/20/24	* UCF	*	32:58	3-11	1-4	3-4	1-6	7	1	5	2	1	4	10
1/23/24	* at #21/19 BYU	*	34:08	6-19	2-5	2-2	1-2	3	3	4	1	0	1	16
1/27/24	* rv/rv KANSAS STATE	*	28:27	6-12	2-4	3-4	0-0	0	1	3	1	0	2	17
1/29/24	* at rv/rv Texas	*	41:54	11-24	3-9	0-1	3-5	8	5	4	4	0	1	25
2/3/24	* at #8/9 Kansas	*	38:24	2-9	0-3	3-4	0-0	0	1	9	0	0	1	7
2/6/24	* OKLAHOMA STATE	*	29:08	8-12	2-3	5-5	0-0	0	3	4	1	0	3	23
2/10/24	* at Cincinnati	*	38:07	6-25	2-8	2-2	1-3	4	3	4	0	0	1	16
2/17/24	* rv/- TEXAS	*	32:52	6-11	1-4	3-4	1-10	11	3	6	3	2	6	16
2/19/24	* #6/6 IOWA STATE	*	37:39	6-10	2-3	12-13	0-4	4	2	6	2	0	3	26
2/24/24	* at #11/11 Baylor	*	42:20	5-17	1-5	1-1	1-3	4	3	10	2	0	1	12
2/27/24	* CINCINNATI	*	36:25	2-11	0-2	5-7	1-1	2	2	11	3	0	4	9
3/2/24	* at rv/rv Oklahoma	*	31:12	4-13	0-3	6-6	1-3	4	4	6	2	0	2	14
3/6/24	* at UCF	---	---	---	---	---	---	---	---	---	---	---	---	---
3/9/24	* KANSAS	---	---	---	---	---	---	---	---	---	---	---	---	---

CAREER STATISTICS

Year	W-L	GP-GS	MP	FG-FGA	Pct	3P-A	Pct	FT-FTA	Pct	Off-Def	Reb - Avg	PF-DQ	Ast	TO	Blk	Stl	Pts - Avg
2020-21	23-3	26-2	257	35-77	.455	3-24	.125	12-16	.750	3-25	28 - 1.1	22-0	39	25	5	21	85 - 3.3
2021-22	32-6	38-32	1,176	140-346	.405	36-121	.298	65-81	.802	21-93	114 - 3.0	90-1	221	76	9	62	381 - 10.0
2022-23	33-4	37-37	1,205	146-352	.415	45-145	.310	52-71	.732	20-91	111 - 3.0	80-0	200	76	8	63	389 - 10.5
2023-24	26-3	29-29	896	144-339	.425	34-104	.327	59-73	.808	25-86	111 - 3.8	62-1	177	57	15	67	381 - 13.1
Totals	114-16	130-100	3,534	465-1,114	.417	118-394	.299	188-241	.780	69-295	364 - 2.8	254-2	637	234	37	213	1,236 - 9.5

SHEAD's 2022-23 GAME-BY-GAME (33-4 • 17-1 American)

Opponent	GS	Min	FG-A	3FG-A	FT-A	O-D-T	PF	A	TO	Blk	Stl	Pts
NORTHERN COLORADO	* 31:15	3-8	0-3	3-3	1-2-3	1 9 1	0 3 9					
vs. Saint Joseph's	* 34:33	2-10	0-5	0-0	0-1-1	1 8 1	0 3 4					
ORAL ROBERTS	* 27:56	1-4	0-2	0-0	1-3-4	1 3 2	0 0 2					
TEXAS SOUTHERN	* 26:05	3-4	2-3	0-1	0-2-2	3 6 2	0 1 8					
at rv/rv Oregon	* 35:15	5-12	2-4	1-2	0-2-2	3 4 0	0 4 13					
KENT STATE	* 33:26	2-9	0-2	2-3	1-4-5	2 2 4	0 3 6					
NORFOLK STATE	* 28:38	4-4	4-4	0-1	1-2-3	2 11 3	0 1 12					
vs. -/rv Saint Mary's (Calif)	* 38:29	2-12	2-3	0-0	1-3-4	2 3 2	0 3 6					
NORTH FLORIDA	* 25:19	0-3	0-3	0-0	1-3-4	1 10 0	1 4 0					
#8/10 ALABAMA	* 37:47	8-20	1-5	2-2	0-7-7	4 3 3	1 2 19					
NORTH CAROLINA&T	* 23:19	1-3	1-2	0-0	0-1-1	1 4 2	1 2 3					
at #2/2 Virginia	* 34:47	5-9	1-4	0-0	0-3-3	3 4 2	0 0 11					
MCNEESE	* 30:18	3-9	1-5	0-0	0-2-2	1 9 3	1 2 7					
* at Tulsa	* 26:38	4-6	1-3	0-0	0-3-3	1 2 0	0 0 9					
* UCF	* 38:29	3-12	1-6	4-4	1-3-4	2 4 3	0 2 11					
* SMU	* 25:26	0-4	0-1	2-3	3-0-3	3 3 3	0 1 2					
* at Cincinnati	* 34:23	2-8	1-2	0-0	0-2-2	1 3 2	0 0 5					
* SOUTH FLORIDA	* 37:12	8-14	3-6	1-2	2-4-6	4 3 3	0 1 20					
* at Tulane	* 35:20	6-10	2-3	0-1	1-2-3	2 7 3	0 1 14					
* TEMPLE	* 33:14	4-16	3-8	2-2	1-4-5	2 1 1	0 1 13					
* at UCF	* 36:38	5-9	2-5	2-5	3-3-6	0 10 1	0 1 14					
* CINCINNATI	* 30:01	5-9	0-2	3-4	0-2-2	4 5 1	0 0 13					
* at Wichita State	* 37:47	5-11	0-2	3-4	0-3-3	0 7 1	0 2 13					
* at Temple	* 26:36	4-6	2-3	2-2	0-1-1	4 7 1	0 3 12					
* TULSA	* 29:51	1-4	1-3	0-0	1-6-7	2 12 2	0 2 3					
* at SMU	* 34:59	6-11	1-4	0-0	0-1-1	2 8 1	0 2 13					
* MEMPHIS	* 36:13	5-8	0-2	0-0	0-3-3	4 2 2	0 1 10					
* TULANE	* 34:09	4-11	1-5	1-2	1-0-1	1 6 2	0 2 10					
* at East Carolina	* 23:47	2-4	0-1	0-0	1-2-3	4 3 3	0 3 4					
* WICHITA STATE	* 35:21	10-17	4-8	1-1	0-3-3	1 1 2	0 3 25					
* at Memphis	* 38:20	6-16	2-7	2-3	0-1-1	0 7 1	0 3 16					
vs. (9) East Carolina	* 32:02	3-10	1-3	5-5	0-1-1	1 4 4	1 2 12					
vs. (4) Cincinnati	* 31:46	7-11	2-4	0-0	0-4-4	3 9 2	1 1 16					
vs. (2) Memphis	* 38:49	3-14	2-9	8-10	0-0-0	3 4 3	0 2 16					
vs. (16) Northern Kentucky	* 36:30	6-15	1-4	0-0	0-3-3	3 6 6	1 1 13					
vs. (9) Auburn	* 34:08	2-8	0-4	6-7	0-2-2	4 5 1	1 1 10					
vs. #16/15(5) Miami (Fla)	* 34:25	4-13	2-6	4-4	2-3-5	2 1 1	0 1 14					

SHEAD's 2020-21 GAME-BY-GAME (23-3 • 12-2 American)

Opponent	GS	Min	FG-A	3FG-A	FT-A	O-D-T	PF	A	TO	Blk	Stl	Pts
LAMAR	17:59	1-5	0-4	0-0	0-1-1	1 3 0	4 1 2					
BOISE STATE	DNP - Illness											
vs. #14/13 Texas Tech	1:44	0-0	0-0	0-0	0-0-0	0 0 0	0 1 0					
SOUTH CAROLINA	24:56	3-7	1-3	2-2	0-1-1	2 1 3	1 1 9					
SAM HOUSTON	Postponed											
RICE	Postponed											
ALCORN STATE	* 22:44	4-12	1-7	1-1	1-0-1	3 3 5	0 2 10					
* TEMPLE	11:54	0-1	0-0	0-0	0-1-1	1 1 1	0 0 0					
* at rv/rv UCF	4:56	0-0	0-0	1-2	0-0-0	0 1 0	0 0 1					
* at Tulsa	6:59	0-1	0-1	0-0	0-0-0	0 0 0	0 0 0					
* at rv/rv SMU	10:25	1-3	0-1	2-2	0-1-1	1 0 0	0 1 4					
* WICHITA STATE	2:11	0-0	0-0	0-0	0-0-0	0 0 0	0 0 0					
* TULANE	6:30	1-3	0-1	0-0	0-1-1	1 0 1	0 0 2					
* at South Florida	Postponed											
* UCF	5:54	2-3	0-0	0-0	0-0-0	1 2 0	0 1 4					
* -/rv TULSA	9:48	0-5	0-0	2-2	0-1-1	0 1 1	0 1 2					
* at Temple	2:27	1-2	0-1	0-0	0-0-0	0 0 1	0 0 2					
* at Tulane	18:22	4-6	0-0	0-0	0-1-1	2 4 3	0 0 8					
* SMU	2:31	1-1	0-0	2-2	0-0-0	0 0 0	0 1 4					
* at East Carolina	1:38	0-0	0-0	0-0	0-1-1	0 0 0	0 0 0					
OURLADYoftheLAKE	* 35:54	10-16	0-2	0-0	1-8-9	2 11 5	0 8 20					
* at South Florida	DNP - Coach's decision											
* MEMPHIS	Postponed											
* EAST CAROLINA	Postponed											
* at Wichita State	DNP - Coach's decision											
* CINCINNATI	10:57	2-3	0-0	0-0	0-1-1	1 0 0	0 1 4					
rv/- WKU	6:51	0-1	0-1	0-0	0-1-1	1 1 0	0 1 0					
* SOUTH FLORIDA	14:25	2-2	0-0	1-1	0-1-1	1 4 1	0 1 5					
* MEMPHIS	DNP - Coach's decision											
vs. Tulane	2:16	1-1	1-1	0-0	0-1-1	0 2 0	0 0 3					
vs. Memphis	3:25	0-0	0-0	0-0	0-0-0	0 0 0	0 0 0					
vs. Cincinnati	16:10	1-1	0-0	0-0	0-2-2	3 3 0	0 1 2					
vs. Cleveland State	11:59	0-2	0-2	0-2	0-2-2	1 1 3	0 0 0					
vs. Rutgers	2:47	0-0	0-0	0-0	0-0-0	0 0 0	0 0 0					
vs. Syracuse	DNP - Coach's decision											
vs. Oregon State	DNP - Coach's decision											
vs. #3/3 Baylor	1:46	1-2	0-0	1-2	1-1-2	0 0 0	0 0 3					

SHEAD's 2021-22 GAME-BY-GAME (32-6 • 15-3 American)

Opponent	GS	Min	FG-A	3FG-A	FT-A	O-D-T	PF	A	TO	Blk	Stl	Pts
HOFSTRA	26:56	2-5	1-3	3-4	0-1-1	2 3 3	0 1 8					
RICE	28:34	3-8	1-2	0-0	1-3-4	2 4 1	1 3 7					
rv/#25 VIRGINIA	22:30	2-3	1-2	0-0	0-1-1	5 3 1	0 2 5					
vs. Butler	22:56	4-8	0-3	0-0	0-2-2	2 3 1	1 3 8					
vs. Wisconsin	21:00	3-7	0-1	2-4	1-1-2	3 5 2	0 1 8					
vs. rv/#23 Oregon	* 29:24	2-5	0-0	0-0	0-2-2	1 6 2	1 0 4					
NORTHWESTERN STATE	* 32:10	4-6	2-3	2-2	0-3-3	4 9 2	0 4 12					
BRYANT	* 10:17	3-4	0-1	0-0	0-0-0	4 0 0	0 1 6					
ALCORN STATE	* 33:07	2-3	1-2	0-0	0-5-5	0 10 0	0 2 5					
at #9/9 Alabama	* 29:11	5-12	1-1	1-2	1-0-1	4 3 2	0 2 12					
LOUISIANA	* 38:28	4-11	1-3	7-7	1-4-5	3 5 2	0 1 16					
vs. Oklahoma State	* 27:44	5-11	2-4	6-8	1-0-1	4 8 3	0 2 18					
TEXAS STATE	34:33	5-11	2-5	0-0	0-4-4	2 10 2	0 2 12					
* CINCINNATI	Postponed											
* at Temple	* 40:00	5-17	0-6	4-4	0-2-2	1 6 4	0 1 14					
* at South Florida	28:18	4-9	0-3	5-6	0-1-1	4 4 1	1 0 13					
* WICHITA STATE	* 35:33	5-14	0-3	0-1	0-4-4	2 7 3	1 4 10					
* at Tulsa	* 4:37	0-1	0-0	0-0	0-0-0	0 0 0	0 0 0					
* SOUTH FLORIDA	* 20:22	0-4	0-1	0-0	0-3-3	2 5 2	1 1 0					
* EAST CAROLINA												



#25 JOSEPH TUGLER

Forward

6-7 • 220 • Freshman-HS

Houston, Texas (Cypress Falls HS)

Undeclared Major

📷 joseph_tugler X joseph_tugler

FRESHMAN (2023-24)

Made his Houston debut in season-opening win over ULM... Finished with two points and six rebounds, including a game-high-tying four offensive boards against the Warhawks (11/6)... Battled through foul trouble to score six points with six rebounds and two blocked shots in nearly 13 minutes at Xavier (12/1)... Led all players with four steals and

scored seven points on 3-of-3 shooting from the field with two offensive rebounds and a blocked shot in home win over Rice (12/6)... Grabbed nine rebounds, including five offensive boards with three steals in home win over Jackson State (12/9)... Scored four points with five rebounds, including three offensive, and blocked three shots in win over rv/rv Texas A&M in The Halal Guys Showcase inside Toyota Center (12/16)... Made his first career start in home win over Penn... Finished with 13 points on 5-of-7 shooting and grabbed seven rebounds, including three offensive, with two blocks and two steals against the Quakers (12/30)... Totaled six points with five rebounds and two steals in Big 12-opening win over West Virginia (1/6)... Snared five rebounds at rv/rv Iowa State (1/9)... Led all players with four offensive rebounds in home win over UCF (1/20)... Led all players with four offensive rebounds and finished with five boards, four points and two blocks in road win at rv/rv Texas... Snared an offensive board and flushed it to give the Cougars a 70-67 lead with only 1:27 left in overtime against the Longhorns(1/29)... Scored eight points and grabbed eight rebounds with two steals at #8/9 Kansas (2/3)... Tied for team lead with six rebounds in home win over Oklahoma State (2/6).

CAREER HIGHS

Points

13, vs. Penn (12/30/23)

Field Goals Made

5, vs. Penn (12/30/23)

Field Goal Attempts

7, at #8/9 Kansas (2/3/24)

7, vs. Penn (12/30/23)

3-Point Field Goals Made

None

3-Point Field Goal Attempts

1, vs. #6/6 Iowa State (2/19/24)

1, vs. Texas A&M-Corpus Christi (11/11/23)

Free Throws Made

3, vs. rv/rv Kansas State (1/27/24)

3, vs. Penn (12/30/23)

Free Throw Attempts

6, vs. rv/rv Kansas State (1/27/24)

6, vs. Penn (12/30/23)

6, vs. Utah (11/17/23)

Rebounds

9, vs. Jackson State (12/9/23)

Offensive Rebounds

5, at #8/9 Kansas (2/3/24)

5, vs. Jackson State (12/9/23)

Defensive Rebounds

5, vs. #25/25 Texas Tech (1/17/24)

Assists

2, at Cincinnati (2/10/24)

Steals

4, vs. Rice (12/6/23)

Blocked Shots

3, vs. rv/rv Texas A&M (12/16/23)

3, vs. Texas A&M-Corpus Christi (11/11/23)

Minutes Played

21:08, vs. Penn (12/30/23)

2023-24 GAME-by-GAME STATISTICS (25-3 • 12-3 Big 12)

Date	Opponent	GS	Min	FG-A	3FG-FGA	FT-FTA	OR-DR	Tot	PF	A	TO	Blk	Stl	Pts
11/6/23	ULM		12:25	1-2	0-0	0-0	4-2	6	3	1	1	1	0	2
11/11/23	TEXAS A&M-CORPUS CHRISTI		20:56	1-3	0-1	0-0	1-2	3	4	1	0	3	0	2
11/13/23	STETSON		15:38	1-2	0-0	0-0	1-3	4	2	1	0	1	2	2
11/16/23	vs. Towson		16:01	0-1	0-0	0-0	2-1	3	4	0	0	0	0	0
11/17/23	vs. Utah		10:01	1-1	0-0	2-6	1-0	1	3	0	0	0	1	4
11/19/23	vs. Dayton		11:11	1-1	0-0	1-2	0-1	1	3	0	0	1	0	3
11/24/23	MONTANA		17:12	1-2	0-0	1-2	0-2	2	2	0	0	2	1	3
12/1/23	at Xavier		12:39	3-4	0-0	0-0	3-3	6	5	0	1	2	1	6
12/6/23	RICE		13:47	3-3	0-0	1-2	2-0	2	3	0	3	1	4	7
12/9/23	JACKSON STATE		23:01	0-0	0-0	1-2	5-4	9	3	0	0	1	3	1
12/16/23	vs. rv/rv Texas A&M		21:25	2-4	0-0	0-0	3-2	5	3	1	0	3	0	4
12/21/23	TEXAS STATE		19:15	2-5	0-0	0-0	3-1	4	2	0	0	2	1	4
12/30/23	PENN	*	21:08	5-7	0-0	3-6	3-4	7	3	1	0	2	2	13
1/6/24	* WEST VIRGINIA		17:47	2-4	0-0	2-2	1-4	5	4	0	1	0	2	6
1/9/24	* at rv/rv Iowa State		17:03	1-1	0-0	1-2	1-4	5	5	0	1	0	0	3
1/13/24	* at rv/rv TCU		11:06	2-3	0-0	0-0	1-2	3	4	0	0	0	0	4
1/17/24	* #25/25 TEXAS TECH		12:40	1-2	0-0	0-0	0-5	5	4	0	1	0	1	2
1/20/24	* UCF		14:42	0-1	0-0	0-1	4-1	5	3	1	0	2	1	0
1/23/24	* at #21/19 BYU		10:58	1-3	0-0	1-4	1-3	4	2	0	1	1	1	3
1/27/24	* rv/rv KANSAS STATE		16:00	2-2	0-0	3-6	0-3	3	4	0	0	1	1	7
1/29/24	* at rv/rv Texas		19:22	2-4	0-0	0-0	4-1	5	3	0	0	2	0	4
2/3/24	* at #8/9 Kansas		33:47	3-7	0-0	2-2	5-3	8	3	0	2	1	2	8
2/6/24	* OKLAHOMA STATE		13:33	1-4	0-0	0-0	3-3	6	4	0	0	1	1	2
2/10/24	* at Cincinnati		19:36	2-3	0-0	1-2	1-2	3	3	2	0	2	0	5
2/17/24	* rv/- TEXAS		13:31	1-1	0-0	0-2	1-2	3	3	0	1	1	1	2
2/19/24	* #6/6 IOWA STATE		11:20	0-3	0-1	0-0	0-2	2	1	0	1	0	1	0
2/24/24	* at #11/11 Baylor		12:39	3-3	0-0	0-0	1-2	3	1	0	0	0	0	6
2/27/24	* CINCINNATI		9:38	1-2	0-0	0-0	2-0	2	1	0	0	0	0	2
3/2/24	* at rv/rv Oklahoma		DNP – Injury											
3/6/24	* at UCF		---	---	---	---	---	---	---	---	---	---	---	---
3/9/24	* KANSAS		---	---	---	---	---	---	---	---	---	---	---	---

CAREER STATISTICS

Year	W-L	GP-GS	MP	FG-FGA	Pct	3P-A	Pct	FT-FTA	Pct	Off-Def	Reb – Avg	PF-DQ	Ast	TO	Blk	Stl	Pts – Avg
2023-24	25-3	28-1	448	43-78	.551	0-2	.000	19-41	.463	53-62	115 – 4.1	85-2	8	13	30	26	105 – 3.8
Totals	25-3	28-1	448	43-78	.551	0-2	.000	19-41	.463	53-62	115 – 4.1	85-2	8	13	30	26	105 – 3.8



#3 RAMON WALKER Jr.

Guard

6-4 • 210 • Junior-2L (RS '22-23)

Pearland, Texas (Shadow Creek HS)

Health

@ramonwalkerjr X ramonwalker04

(11/11)... Grabbed six rebounds, including two offensive boards, and scored four points in home win over Texas State (12/21)... Posted six rebounds, including three offensive, with a pair of steals in home win over Penn (12/30)... Tied for team lead with six rebounds in home win over Oklahoma State (2/6)... Suffered a knee injury in practice on Feb. 22 and was lost for the remainder of the season.

CAREER HIGHS

Points

13, at Temple (1/2/22)

Field Goals Made

4, done four times; Most recently vs. Tulane (3/12/22)

Field Goal Attempts

10, at Temple (1/2/22)

3-Point Field Goals Made

3, done three times; Most recently vs. Tulane (3/12/22)

3-Point Field Goal Attempts

6, vs. Tulane (2/2/22)
6, at Temple (1/2/22)

Free Throws Made

4, vs. UCF (1/20/24)

Free Throw Attempts

6, vs. Jackson State (12/9/23)

Rebounds

7, vs. Texas A&M-Corpus Christi (11/11/23)
7, vs. ULM (11/6/23)
7, vs. rv/rv SMU (2/27/22)

Offensive Rebounds

4, vs. ULM (11/6/23)

Defensive Rebounds

6, at Tulsa (1/15/22)

Assists

2, done six times; Most recently vs. UCF (1/20/24)

Steals

2, vs. Penn (12/30/23)
2, vs. Oklahoma State (12/18/21)

Blocked Shots

1, vs. Cincinnati (3/1/22)
1, at Wichita State (2/20/22)

Minutes Played

37:01, at Temple (1/2/22)

JUNIOR (2023-24)

Made his season debut in season-opening win over ULM inside Fertitta Center... Finished with five points, two assists and seven rebounds, including a game-high-tying four offensive boards against the Warhawks (11/6)... Posted eight points with seven rebounds, including two offensive boards, and steal in home win over Texas A&M-Corpus Christi

2023-24 GAME-by-GAME STATISTICS (21-3 • 10-3 Big 12)

Date	Opponent	GS	Min	FG-A	3FG-FGA	FT-FTA	OR-DR	Tot	PF	A	TO	Blk	Stl	Pts
11/6/23	ULM		16:36	1-3	1-2	2-2	4-3	7	2	2	0	0	0	5
11/11/23	TEXAS A&M-CORPUS CHRISTI		13:37	3-6	2-3	0-2	2-5	7	2	0	0	0	1	8
11/13/23	STETSON		13:48	1-1	0-0	0-0	1-2	3	3	1	1	0	0	2
11/16/23	vs. Towson		6:18	0-2	0-0	0-0	2-2	4	2	0	1	0	0	0
11/17/23	vs. Utah		DNP – Coach's Decision											
11/19/23	vs. Dayton		1:38	0-0	0-0	2-2	0-0	0	0	0	0	0	0	2
11/24/23	MONTANA		17:58	0-2	0-1	1-2	2-2	4	1	1	0	0	0	1
12/1/23	at Xavier		1:34	0-0	0-0	0-0	0-0	0	2	0	0	0	0	0
12/6/23	RICE		10:08	1-2	0-0	0-1	1-2	3	0	0	0	0	0	2
12/9/23	JACKSON STATE		8:51	0-0	0-0	3-6	1-1	2	1	0	1	0	1	3
12/16/23	vs. rv/rv Texas A&M		DNP – Coach's Decision											
12/21/23	TEXAS STATE		20:33	2-6	0-3	0-0	2-4	6	4	1	1	0	1	4
12/30/23	PENN		24:19	0-2	0-2	0-0	3-3	6	3	1	0	0	2	0
1/6/24	* WEST VIRGINIA		14:27	2-2	1-1	0-0	1-4	5	1	0	0	0	1	5
1/9/24	* at rv/rv Iowa State		5:28	0-0	0-0	0-0	0-1	1	0	0	1	0	0	0
1/13/24	* at rv/rv TCU		5:12	0-1	0-1	0-0	0-1	1	2	0	0	0	0	0
1/17/24	* #25/25 TEXAS TECH		10:06	1-4	1-3	0-0	3-1	4	0	0	0	0	0	3
1/20/24	* UCF		18:38	1-1	1-1	4-5	1-2	3	1	2	1	0	0	7
1/23/24	* at #21/19 BYU		6:36	0-0	0-0	0-0	0-1	1	0	0	0	0	0	0
1/27/24	* rv/rv KANSAS STATE		11:58	0-1	0-0	1-2	0-1	1	1	0	0	0	0	1
1/29/24	* at rv/rv Texas		4:12	0-0	0-0	0-0	0-1	1	1	0	0	0	0	0
2/3/24	* at #8/9 Kansas		3:38	0-1	0-1	0-0	0-0	0	0	0	0	0	0	0
2/6/24	* OKLAHOMA STATE		22:05	0-0	0-0	0-0	2-4	6	0	1	0	0	0	0
2/10/24	* at Cincinnati		3:57	0-0	0-0	0-0	0-1	1	0	0	0	0	0	0
2/17/24	* rv/- TEXAS		11:41	0-1	0-1	2-2	1-3	4	0	0	0	0	0	2
2/19/24	* #6/6 IOWA STATE		9:24	0-1	0-1	2-2	0-1	1	0	0	0	1	0	2
2/24/24	* at #11/11 Baylor		DNP – Injury											
2/27/24	* CINCINNATI		DNP – Injury											
3/2/24	* at rv/rv Oklahoma		DNP – Injury											
3/6/24	* at UCF		---	---	---	---	---	---	---	---	---	---	---	---
3/9/24	* KANSAS		---	---	---	---	---	---	---	---	---	---	---	---

CAREER STATISTICS

Year	W-L	GP-GS	MP	FG-FGA	Pct	3P-A	Pct	FT-FTA	Pct	Off-Def	Reb - Avg	PF-DQ	Ast	TO	Blk	Stl	Pts - Avg
2021-22	24-4	28-2	517	28-82	.341	17-62	.274	16-19	.842	22-53	75 - 2.7	46-0	14	15	3	10	89 - 3.2
2022-23	9-1	10-0	151	10-28	.357	4-15	.267	5-7	.714	7-18	25 - 2.5	16-1	4	6	0	2	29 - 2.9
2023-24	21-3	24-0	263	12-36	.333	6-20	.300	17-26	.654	26-45	71 - 3.0	26-0	9	7	0	7	47 - 2.0
Totals	54-8	62-2	930	50-146	.342	27-97	.278	38-52	.731	55-116	171 - 2.8	88-1	27	28	3	19	165 - 2.7

WALKER Jr.'s 2022-23 GAME-BY-GAME (9-1 • 1-0 American)

Opponent	Date	GS	Min	FG-A	3FG-A	FT-A	Off-Def	Tot	PF	A	TO	Blk	Stl	Pts
NORTHERN COLORADO	11/7/22		13:38	1-2	1-2	0-0	0-1	1	3	2	0	0	0	3
vs. Saint Joseph's	11/11/22		18:09	3-6	2-4	1-2	2-2	4	5	0	0	0	1	9
ORAL ROBERTS	11/14/22		20:20	0-1	0-1	0-0	2-4	6	1	0	2	0	0	0
TEXAS SOUTHERN	11/16/22		17:47	3-6	1-3	0-0	1-3	4	2	1	0	0	1	7
at rv/rv Oregon	11/20/22		7:18	0-0	0-0	2-3	0-0	0	0	0	0	0	0	2
KENT STATE	11/26/22			DNP – Illness										
NORFOLK STATE	11/29/22			DNP – Illness										
vs. –/rv Saint Mary's (Calif.)	12/3/22			DNP – Coach's Decision										
NORTH FLORIDA	12/6/22		21:05	0-4	0-3	2-2	0-3	3	2	0	2	0	0	2
#8/10 ALABAMA	12/10/22		16:33	0-2	0-1	0-0	1-3	4	3	0	0	0	0	3
NORTH CAROLINA A&T	12/13/22		10:18	3-5	0-0	0-0	0-1	1	0	0	2	0	0	6
at #2/2 Virginia	12/17/22			DNP – Coach's Decision										
McNEESE	12/21/22		15:36	0-1	0-0	0-0	1-0	1	0	1	0	0	0	0
* at Tulsa	12/28/22		9:52	0-1	0-1	0-0	0-1	1	0	0	0	0	0	0

Sat out the rest of the season and received a redshirt

WALKER Jr.'s 2021-22 GAME-BY-GAME (24-4 • 15-3 American)

Opponent	Date	GS	Min	FG-A	3FG-A	FT-A	Off-Def	Tot	PF	A	TO	Blk	Stl	Pts
HOFSTRA	11/9/21			DNP – Coach's Decision										
RICE	11/12/21			DNP – Injury										
rv/#25 VIRGINIA	11/16/21			DNP – Injury										
vs. Butler	11/22/21			DNP – Injury										
vs. Wisconsin	11/23/21			DNP – Injury										
vs. rv/#23 Oregon	11/24/21			DNP – Injury										
NORTHWESTERN STATE	11/30/21			DNP – Injury										
BRYANT	12/3/21			DNP – Injury										
ALCORN STATE	12/6/21			DNP – Injury										
at #9/9 Alabama	12/11/21			DNP – Injury										
LOUISIANA	12/14/21		7:09	0-3	0-2	0-0	0-0	0	1	0	0	0	0	0
vs. Oklahoma State	12/18/21		17:25	0-0	0-0	3-4	0-1	1	1	0	1	0	2	3
TEXAS STATE	12/22/21		22:39	2-4	1-3	0-0	1-4	5	1	1	0	0	0	5
* CINCINNATI	12/28/21			Postponed										
* at Temple	1/2/22	*	37:01	4-10	3-6	2-2	1-2	3	0	0	1	0	1	13
* at South Florida	1/5/22		19:11	0-4	0-4	0-0	0-1	1	1	1	1	0	0	0
* WICHITA STATE	1/8/22		12:20	1-4	1-4	2-2	0-1	1	1	1	0	0	1	5
* at Tulsa	1/15/22		30:45	1-5	0-4	0-0	0-6	6	4	1	1	0	0	2
* SOUTH FLORIDA	1/18/22	*	22:27	1-7	0-5	0-0	2-3	5	3	2	0	0	0	2
* EAST CAROLINA	1/22/22		17:01	1-2	1-2	0-0	1-5	6	4	0	0	0	0	3
* at UCF	1/29/22		9:28	1-1	0-0	0-0	0-0	0	3	0	0	0	1	2
* TULANE	2/2/22		25:21	4-9	1-6	2-2	3-1	4	2	0	1	0	0	11
* at Cincinnati	2/6/22		20:33	0-2	0-2	0-0	0-1	1	1	1	0	0	0	0
* at –/rv SMU	2/9/22		13:08	0-0	0-0	0-0	0-1	1	1	0	1	0	0	
* MEMPHIS	2/12/22		11:04	0-1	0-1	0-0	1-0	1	0	0	0	0	0	0
* UCF	2/17/22		13:15	2-2	2-2	2-3	0-1	1	2	0	1	0	1	8
* at Wichita State	2/20/22		31:09	4-6	3-5	0-0	2-0	2	2	0	1	1	0	11
* at Tulane	2/23/22		20:02	1-4	1-4	0-0	1-4	5	1	2	0	0	0	3
* rv/rv SMU	2/27/22		22:10	0-1	0-1	0-1	2-5	7	3	0	0	0	0	0
* CINCINNATI	3/1/22		19:07	0-3	0-2	0-0	0-1	1	3	0	2	1	0	0
* TEMPLE	3/3/22		13:12	0-0	0-0	0-0	3-1	4	0	0	1	0	0	0
* at Memphis	3/6/22		12:52	0-1	0-1	0-0	1-2	3	2	1	2	0	1	0
vs. Cincinnati	3/11/22		13:06	0-0	0-0	3-3	0-1	1	2	1	0	0	0	3
vs. Tulane	3/12/22		23:19	4-7	3-4	0-0	1-5	6	1	1	1	0	1	11
vs. Memphis	3/13/22		19:40	0-2	0-2	0-0	1-0	1	0	0	1	0	0	0
vs. UAB	3/18/22		16:28	0-1	0-1	2-2	2-4	6	3	2	0	0	1	2
vs. #19/16 Illinois	3/20/22		11:55	0-0	0-0	0-0	0-0	0	1	0	0	0	0	0
vs. #2/2 Arizona	3/24/22		26:30	2-3	1-2	0-0	0-3	3	2	0	0	1	1	5
vs. #6/5 Villanova	3/26/22		8:45	0-0	0-0	0-0	0-0	0	1	0	0	0	0	0



#8 MYLIK WILSON

Guard

6-2 • 175 • r-Senior-RS (RS '22-23)

Rayville, La.-Rayville HS (Texas Tech/Louisiana)

Psychology

📧 m.w.13 ✂ mylikw13

points, thanks to 4-of-4 shooting from the free throw line, and added an offensive rebound, assist, steal and blocked shot in home win over Penn (12/30)... Tied for team lead with seven rebounds and posted eight points with an assist and steal in home win over UCF (1/20)... Scored 12 points on 5-of-10 shooting and grabbed four rebounds with a pair of steals in home win over Oklahoma State (2/6)... Scored four second-half points and grabbed seven rebounds with two assists and three steals in road win at Cincinnati... Pushed the Houston lead back to five points after the Bearcats cut the deficit to three points with just over two minutes remaining... Fed J'Wan Roberts on the dunk that sealed the win with six seconds left (2/10)... Scored seven points with six rebounds, two blocks, an assist and steal in home win over #6/6 Iowa State (2/19)... Posted 10 points on 4-of-4 shooting from the field and grabbed five rebounds, including a team-high three offensive boards, with an assist and steal in road win at rv/rv Oklahoma (3/2).

CAREER HIGHS

- Points**
12, vs. Oklahoma State (2/6/24)
30, at Appalachian State (1/6/20)
- Field Goals Made**
5, vs. Oklahoma State (2/6/24)
5, vs. Jackson State (12/9/23)
5, vs. Stetson (11/13/23)
10, at Appalachian State (1/6/20)
- Field Goal Attempts**
10, vs. Oklahoma State (2/6/24)
10, vs. UCF (1/20/24)
19, at Appalachian State (1/6/20)
- 3-Point Field Goals Made**
1, at #21/19 BYU (1/23/24)
1, vs. West Virginia (1/6/24)
1, vs. Stetson (11/13/23)
5, at UT Arlington (1/16/21)
5, vs. South Alabama (1/2/20)
- 3-Point Field Goal Attempts**
3, at #8/9 Kansas (2/3/24)
3, at #21/19 BYU (1/23/24)
3, vs. ULM (1/6/23)
9, vs. South Alabama (1/2/20)
- Free Throws Made**
4, vs. Penn (12/30/23)
7, at ULM (2/13/21)
7, at Arkansas State (12/18/19)
- Free Throw Attempts**
4, vs. Penn (12/30/23)
10, at Arkansas State (12/18/19)
- Rebounds**
7, done four times; Most recently
vs. rv/rv Texas (2/17/24)
16, at UT Arlington (1/16/21)
- Offensive Rebounds**
3, at rv/rv Oklahoma (3/2/24)
3, vs. rv/rv Texas (2/17/24)
3, at Cincinnati (2/10/24)
6, vs. LSU-Alexandria (12/8/20)
- Defensive Rebounds**
7, vs. UCF (1/20/24)
13, at UT Arlington (1/16/21)
- Assists**
5, vs. Jackson State (12/9/23)
8, vs. Coastal Carolina (3/3/20)
- Steals**
5, vs. Jackson State (12/9/23)
5, vs. New Orleans (12/15/20)
5, vs. Coastal Carolina (3/3/20)
- Blocked Shots**
2, vs. ULM (1/6/23)
3, vs. Kansas State (2/28/22)
3, vs. ULM (2/11/21)
- Minutes Played**
22:45, 4, vs. Penn (12/30/23)
40, vs. South Alabama (3/6/21)
40, at Appalachian State (1/6/20)

REDSHIRT SENIOR (2023-24)

Made his Houston debut in season-opening win against ULM inside Fertitta Center... Finished with two points, four rebounds, four assists and two steals against the Warhawks (11/6)... Posted four points with six rebounds and a game-high four steals in home win over Texas A&M-Corpus Christi (11/11)... Scored 11 points on 5-of-6 shooting with three rebounds, an assist and steal in home win over Stetson (11/13)... Grabbed five rebounds with an assist, steal and blocked shot in home win over Rice (12/6)... Did a little of everything in home win over Jackson State... Posted 10 points with five rebounds, five assists and a game-high five steals in just under 18 minutes against the Tigers (12/9)... Grabbed a team-high seven rebounds and scored eight points on 4-of-6 shooting from the field in home win over Texas State (12/21)... Scored eight

2023-24 GAME-by-GAME STATISTICS (25-3 • 13-3 Big 12)

Date	Opponent	GS	Min	FG-A	3FG-FGA	FT-FTA	OR-DR	Tot	PF	A	TO	Blk	Stl	Pts	
11/6/23	ULM		16:52	0-5	0-3	2-2	2-2	4	2	4	1	2	2	2	
11/11/23	TEXAS A&M-CORPUS CHRISTI		16:52	2-6	0-1	0-2	2-4	6	1	2	1	0	4	4	
11/13/23	STETSON		13:20	5-6	1-1	0-0	2-1	3	1	1	1	0	1	11	
11/16/23	vs. Towson		21:01	1-6	0-0	0-0	0-1	1	1	0	0	1	1	2	
11/17/23	vs. Utah		3:41	0-1	0-1	0-0	0-1	1	1	0	0	0	0	0	
11/19/23	vs. Dayton		8:26	0-2	0-0	0-0	0-0	0	0	0	0	0	0	0	
11/24/23	MONTANA		3:31	0-1	0-0	0-0	0-0	0	2	0	0	0	0	0	
12/1/23	at Xavier		1:44	0-0	0-0	0-0	0-0	0	1	0	0	0	0	0	
12/6/23	RICE		15:43	1-3	0-0	0-0	1-4	5	2	1	1	1	1	2	
12/9/23	JACKSON STATE		17:59	5-9	0-1	0-0	1-4	5	2	5	1	1	5	10	
12/16/23	vs. rv/rv Texas A&M		DNP – Coach's Decision												
12/21/23	TEXAS STATE		16:58	4-6	0-0	0-0	2-5	7	1	1	0	0	0	8	
12/30/23	PENN		22:45	2-6	0-0	4-4	1-0	1	0	1	0	1	1	8	
1/6/24	* WEST VIRGINIA		12:35	2-5	1-1	1-2	0-1	1	1	1	0	0	0	6	
1/9/24	* at rv/rv Iowa State		4:28	0-0	0-0	0-0	0-1	1	0	0	1	0	0	0	
1/13/24	* at rv/rv TCU		6:14	0-3	0-1	0-0	0-2	2	2	0	0	0	0	0	
1/17/24	* #25/25 TEXAS TECH		2:57	1-2	0-0	0-0	0-0	0	2	0	1	0	0	0	
1/20/24	* UCF		22:31	4-10	0-0	0-0	0-7	7	4	1	2	0	1	8	
1/23/24	* at #21/19 BYU		10:11	1-4	1-3	0-0	1-2	3	1	0	1	0	0	3	
1/27/24	* rv/rv KANSAS STATE		12:57	1-2	0-0	2-2	1-1	2	1	0	1	1	0	4	
1/29/24	* at rv/rv Texas		4:23	1-1	0-0	0-0	0-1	1	1	0	1	0	0	2	
2/3/24	* at #8/9 Kansas		11:58	1-5	0-3	0-0	0-0	0	0	0	0	0	2	2	
2/6/24	* OKLAHOMA STATE		20:34	5-10	0-1	2-3	1-3	4	0	0	0	0	2	12	
2/10/24	* at Cincinnati		21:09	2-5	0-0	0-0	3-4	7	2	2	0	0	3	4	
2/17/24	* rv/rv TEXAS		15:14	1-6	0-2	1-2	3-4	7	1	1	1	0	0	3	
2/19/24	* #6/6 IOWA STATE		19:31	3-4	1-2	0-2	1-5	6	0	1	1	2	1	7	
2/24/24	* at #11/11 Baylor		19:11	1-4	0-1	1-2	0-3	3	3	0	1	0	0	3	
2/27/24	* CINCINNATI		18:29	1-3	0-0	0-2	0-1	1	0	0	1	0	2	2	
3/2/24	* at rv/rv Oklahoma		24:22	4-4	0-0	2-2	3-2	5	0	1	0	1	1	10	
3/6/24	* at UCF		---	---	---	---	---	---	---	---	---	---	---	---	
3/9/24	* KANSAS		---	---	---	---	---	---	---	---	---	---	---	---	

CAREER STATISTICS

Year	W-L	GP-GS	MP	FG-FGA	Pct	3P-A	Pct	FT-FTA	Pct	Off-Def	Reb - Avg	PF-DQ	Ast	TO	Blk	Stl	Pts - Avg
2019-20 (at UL)	14-15	29-24	991	128-270	.474	7-21	.333	48-68	.706	34-132	166 - 5.7	79-0	85	82	18	68	333 - 11.5
2020-21 (at UL)	17-9	26-26	877	132-301	.439	13-53	.245	59-81	.728	32-111	143 - 5.5	66-1	83	56	25	52	336 12.9
2021-22 (at TTU)	24-8	32-5	487	31-71	.437	2-12	.167	17-27	.630	9-45	54 - 1.7	26-0	53	27	17	38	81 - 2.5
2022-23	0-0																
2023-24	25-3	28-0	386	48-119	.403	4-21	.190	15-25	.600	24-59	83 - 3.0	32-0	22	16	10	27	115 - 4.1
UH Totals	25-3	28-0	386	48-119	.403	4-21	.190	15-25	.600	24-59	83 - 3.0	32-0	22	16	10	27	115 - 4.1
UL Totals	31-24	55-50	1,868	260-571	.455	20-74	.270	107-149	.718	66-243	309 - 5.6	145-1	168	138	43	120	669 - 12.2
TTU Totals	24-8	32-5	487	31-71	.437	2-12	.167	17-27	.630	9-45	54 - 1.7	26-0	53	27	17	38	81 - 2.5
Totals	80-35	115-55	2,737	339-761	.445	48-167	.287	139-201	.692	99-347	446 - 3.9	203-1	243	181	70	185	865 - 7.5

WILSON's 2022-23 GAME-BY-GAME (0-0 • 0-0 American)

Opponent	GS	Min	FG-A	3FG-A	FT-A	O-D-T	PF	A	TO	Blk	Stl	Pts
----------	----	-----	------	-------	------	-------	----	---	----	-----	-----	-----

Sat out as a redshirt

WILSON's 2020-21 GAME-BY-GAME (17-9 • 10-7 Sun Belt at Louisiana)

Opponent	GS	Min	FG-A	3FG-A	FT-A	O-D-T	PF	A	TO	Blk	Stl	Pts
vs. Baylor	*	34	4-12	0-3	0-0	0-3-3	2	2	2	1	2	8
at New Orleans	*	36	7-17	1-4	6-7	0-6-6	2	2	2	0	5	21
LSU-SHREVEPORT	*	37	6-17	0-3	2-3	2-8-10	3	7	4	2	0	14
LSU-ALEXANDRIA	*	29	7-16	1-4	0-0	6-1-7	1	6	2	1	1	15
LOUISIANA TECH	*	28	5-10	0-2	1-3	0-3-3	2	2	1	1	3	11
NEW ORLEANS	*	31	6-11	0-0	3-4	1-2-3	3	3	5	2	5	15
McNEESE	*	34	5-10	0-1	2-2	1-1-2	2	2	2	2	0	12
* TEXAS STATE	*	39	9-14	0-2	3-3	5-6-11	4	2	3	3	4	21
* TEXAS STATE	*	37	4-10	1-3	5-5	0-2-2	4	3	2	0	2	14
* LITTLE ROCK	*	32	5-9	0-1	0-0	0-1-1	2	2	1	1	3	10
* LITTLE ROCK	*	34	3-13	0-1	4-4	1-3-4	4	3	2	0	1	10
* at UT Arlington	*	30	5-16	1-3	0-0	0-7-7	1	0	0	1	1	11
* at UT Arlington	*	36	8-11	5-5	4-7	3-13-16	2	2	2	1	4	25
* ARKANSAS STATE	*	32	5-12	0-3	0-1	2-1-3	4	0	0	0	3	10
* ARKANSAS STATE	*	33	5-12	0-1	2-2	0-2-2	0	5	2	0	3	12
* at Texas State	*	30	3-9	0-2	2-2	0-8-8	3	1	0	0	0	8
* at Texas State	*	19	3-4	0-0	1-2	2-2-4	4	3	1	0	2	7
* at Arkansas State	*	35	3-10	0-1	1-2	1-3-4	4	2	3	1	1	7
* at Arkansas State	*	36	6-15	0-2	0-0	1-5-6	1	2	3	0	3	12
* ULM	*	32	5-13	1-3	2-4	2-3-5	2	3	1	3	0	13
* at ULM	*	38	6-10	1-4	7-7	1-5-6	2	7	3	1	2	20
* UT ARLINGTON	*	37	2-7	0-0	4-7	1-7-8	2	5	4	2	1	8
* at Little Rock	*	36	3-7	0-0	5-7	1-3-4	2	3	4	1	1	11
* at Little Rock	*	34	1-7	0-1	4-6	0-2-2	2	4	2	0	0	6
vs. South Alabama	*	40	7-13	1-2	1-1	2-8-10	3	6	1	1	3	16
vs. Georgia State	*	38	9-16	1-2	0-2	0-6-6	5	6	4	1	2	19

WILSON's 2019-20 GAME-BY-GAME (14-15 • 8-8 Sun Belt at Louisiana)

Opponent	GS	Min	FG-A	3FG-A	FT-A	O-D-T	PF	A	TO	Blk	Stl	Pts
LOYOLA (N.O.)		34	5-10	0-2	1-2	0-4-4	1	4	5	1	4	11
McNEESE	*	40	3-9	0-2	0-0	4-2-6	4	5	2	2	2	6
at TCU	*	35	6-15	2-5	2-3	1-5-6	3	2	5	0	3	16
YOUNGSTOWN STATE	*	34	4-9	0-0	1-2	0-3-3	2	2	3	1	2	9
at Wyoming	*	36	1-6	0-3	0-2	2-7-9	2	0	3	0	2	2
vs. Detroit-Mercy		30	4-6	2-3	0-0	1-2-3	2	3	1	0	1	10
vs. UC Irvine		20	2-4	1-1	1-1	0-0-0	0	0	1	0	0	6
SOUTHEASTERN LA.		24	3-5	0-1	0-0	2-2-4	1	2	3	0	1	6
at Arizona State	*	35	5-10	3-4	3-5	3-5-8	3	0	6	2	3	16
LOUISIANA TECH	*	29	3-7	0-0	1-3	1-2-3	4	1	1	0	4	7
* at Arkansas State	*	36	2-6	1-1	7-10	2-2-4	4	2	2	0	1	12
* LITTLE ROCK	*	34	3-4	1-1	1-2	0-2-2	3	4	2	0	5	8
UCSANTA BARBARA	*	39	7-11	1-2	0-0	1-2-3	4	4	0	1	3	15
* SOUTH ALABAMA	*	32	6-10	5-9	0-0	1-6-7	2	3	3	1	0	17
* TROY	*	36	7-10	0-2	4-4	3-10-13	3	5	5	1	3	18
* at Appalachian State	*	40	10-19	4-8	6-8	0-9-9	2	3	2	1	5	30
* at Georgia State												DNP
at Georgia Southern												DNP
* UT ARLINGTON												DNP
* TEXAS STATE												DNP
* ULM	*	26	3-8	0-1	3-3	0-5-5	3	3	2	0	2	9
* at UT Arlington	*	30	3-10	0-4	0-0	0-4-4	2	0	1	1	2	6
* at Texas State	*	36	6-16	1-4	2-2	0-8-8	3	3	4	2	0	15
* GEORGIA STATE	*	39	6-10	1-3	3-3	2-6-8	4	1	4	1	4	16
* GEORGIA SOUTHERN	*	35	3-6	1-1	2-2	2-7-9	4	3	4	0	2	9
* at South Alabama	*	39	3-10	0-2	0-0	1-2-3	2	7	0	0	4	6
* at Troy	*	36	4-10	1-2	2-4	0-7-7	3	3	5	1	1	11
* at ULM	*	35	3-7	1-3	1-2	2-4-6	4	5	3	0	1	8
* ARKANSAS STATE	*	37	4-10	0-4	2-3	1-7-8	2	2	2	1	1	10
* at Little Rock	*	36	8-12	0-2	2-2	0-4-4	4	4	3	0	4	18
* COASTAL CAROLINA		36	4-6	0-1	2-3	1-1-2	1	8	2	0	5	10
* ARKANSAS STATE	*	39	6-13	3-5	2-2	2-10-12	4	2	4	1	3	17
* at Georgia Southern	*	33	4-11	1-5	0-0	2-4-6	3	4	4	1	0	9

WILSON's 2021-22 GAME-BY-GAME (24-8 • 12-5 Big 12 at Texas Tech)

Opponent	GS	Min	FG-A	3FG-A	FT-A	O-D-T	PF	A	TO	Blk	Stl	Pts
NORTH FLORIDA	*	28	2-3	0-0	1-2	0-2-2	1	7	7	1	2	5
GRAMBLING STATE	*	23	1-4	0-1	2-2	1-3-4	1	3	0	1	1	4
PRAIRIE VIEW A&M	*	27	3-7	0-0	1-4	1-1-2	2	5	0	0	3	7
vs. UIW		11	0-3	0-1	0-0	0-1-1	0	2	1	0	2	0
OMAHA	*	20	4-4	0-0	0-0	0-0-0	0	4	0	0	3	8
LAMAR	*	27	2-4	1-2	0-0	0-3-3	1	4	2	3	2	5
at Providence		25	1-4	0-2	2-2	1-2-3	2	1	1	0	2	4
vs. Tennessee		5	0-0	0-0	0-0	0-0-0	1	0	2	1	0	0
ARKANSAS STATE												DNP
vs. #5 Gonzaga												DNP
EASTERN WASHINGTON												DNP
ALABAMA STATE												DNP
* at #11 Iowa State												DNP
* KANSAS		24	2-3	1-1	0-0	1-3-4	2	5	2	0	1	5
* at Baylor		4	0-0	0-0	0-0	0-2-2	0	0	1	0	0	0
* OKLAHOMA STATE		14	2-2	0-0	0-0	0-0-0	0	1	1	1	1	4
* at Kansas State		1	0-0	0-0	0-0	0-0-0	0	0	0	0	0	0
* IOWA STATE		6	1-1	0-0	0-0	0-0-0	1	0	1	0	0	2
* WEST VIRGINIA		10	0-0	0-0	1-2	0-1-1	0	0	1	0	1	1
* at Kansas		22	1-4	0-0	3-4	2-2-4	1	1	0	2	1	5
* MISSISSIPPI STATE		22	3-4	0-0	6-6	0-2-2	1	1	0	0	1	12
* TEXAS		24	2-6	0-2	1-2	0-3-3	1	2	2	0	4	5
* at West Virginia		21	1-2	0-0	0-3-3	1	3	3	1	1	2	2
* at Oklahoma		24	1-3	0-1	0-0	1-3-4	1	1	1	0	2	2
* TCU		17	1-2	0-0	0-2	0-1-1	3	2	0	0	1	2
* BAYLOR		11	1-1	0-0	0-0	0-1-1	2	1	0	1	1	2
* at Texas		20	0-3	0-1	0-1	0-5-5	1	1	1	0	1	0
* OKLAHOMA		16	1-1	0-0	0-0	0-3-3	1	0	1	0	2	2
* at TCU		9	0-0	0-0	0-0	1-0-1	2	1	2	0	1	0
* KANSAS STATE		18	1-4	0-1	0-0	0-2-2	1	2	1	3	1	2
* at Oklahoma State		8	0-1	0-0	0-0	0-1-1	0	0	0	0	0	0
vs. Iowa State		14	0-0	0-0	0-0	0-1-1	0	1	1	2	1	0
vs. Oklahoma		3	0-0	0-0	0-0	0-0-0	0	0	1	1	1	0
vs. Kansas		7	0-1	0-0	0-0	1-0-1	0	3	0	0	0	0
vs. Montana State		16	1-3	0-0	0-0	0-0-0	0	2	1	0	1	2
vs. Notre Dame		10	0-1	0-0	0-0	0-0-0	0	0	0	0	1	0
vs. Duke		0+	0-0	0-0	0-0	0-0-0	0	0	0	0	0	0

THE LAST TIME...

A TEAM...

Poll Rankings

Was ranked in one national poll

#1 (1,539 pts.), Associated Press (3/4/24)
 #1 (795 pts.), USA TODAY Sports Coaches (3/4/24)

Was ranked in both national polls

#1 (1,539 pts.), Associated Press (3/4/24)
 #1 (795 pts.), USA TODAY Sports Coaches (3/4/24)

Received points in one national poll

#1 (1,539 pts.), Associated Press (3/4/24)
 #1 (795 pts.), USA TODAY Sports Coaches (3/4/24)

Received points in both national polls

#1 (1,539 pts.), Associated Press (3/4/24)
 #1 (795 pts.), USA TODAY Sports Coaches (3/4/24)

Received 50+ first-place votes in one national poll

52, Associated Press (March 4, 2024)

Received 40+ first-place votes in one national poll

52, Associated Press (March 4, 2024)

Received 35+ first-place votes in one national poll

52, Associated Press (March 4, 2024)

Received 30+ first-place votes in one national poll

52, Associated Press (March 4, 2024)

Received 20+ first-place votes in one national poll

52, Associated Press (March 4, 2024)
 28, USA TODAY Sports Coaches (March 4, 2024)

Received 10+ first-place votes in one national poll

52, Associated Press (March 4, 2024)
 28, USA TODAY Sports Coaches (March 4, 2024)

Received 10+ first-place votes in both national polls

52, Associated Press (March 4, 2024)
 28, USA TODAY Sports Coaches (March 4, 2024)

Received 5+ first-place votes in one national poll

52, Associated Press (March 4, 2024)
 28, USA TODAY Sports Coaches (March 4, 2024)

Received 5+ first-place votes in both national polls

52, Associated Press (March 4, 2024)
 28, USA TODAY Sports Coaches (March 4, 2024)

Received a first-place vote in one national poll

53, Associated Press (Feb. 26, 2024)
 25, USA TODAY Sports Coaches (Feb. 26, 2024)

Received a first-place vote in both national polls

52, Associated Press (March 4, 2024)
 28, USA TODAY Sports Coaches (March 4, 2024)

NET Rankings

Was ranked #1 in NET ranking

#1, through March 3, 2024

Was ranked in Top Five in NET ranking

#1, through March 3, 2024

Was ranked in Top 10 in NET ranking

#1, through March 3, 2024

Was ranked in Top 25 in NET ranking

#1, through March 3, 2024

vs. Ranked Teams

Played a ranked team

W, 82-76 (OT), at 11/11 Baylor (2/24/24)

Beat a ranked team at home

W, 73-65, vs. #6/6 Iowa State (2/19/24)

Beat a ranked team on road

W, 82-76 (OT), at 11/11 Baylor (2/24/24)

Beat a ranked team at neutral site

L, 75-90, vs. #16/15 Miami (Fla.),
 NCAA Tournament Sweet 16 (3/23/23)

Lost to a ranked team at home

L, 65-71, vs. #8/10 Alabama (12/10/22)

Lost to a ranked team on road

L, 65-78, at #8/9 Kansas (2/3/24)

Lost to a ranked team at neutral site

L, 75-90, vs. #16/15 Miami (Fla.) (3/23/23)

Winning Streaks

Won 5+ straight games

7 (2/6/24 – present)

Won 10+ straight games

14 (11/6/23 – 1/9/24)

Won 15+ straight games

15 (11/10/18 – 1/9/19)

Won 20+ straight games

26 (12/17/82 – 4/4/83)

Won 25+ straight games

26 (12/17/82 – 4/4/83)

Won 30+ straight games

32 (3/25/67 – 3/16/68)

Losing Streaks

Lost 5+ straight games

6 (2/5/ – 3/1/15)

Lost 10+ straight games

11 (1/31 – 3/4/98)

Buzzer Beaters

Won on buzzer beater

UH: 87-85, 8-foot baseline jumper on right side,
 by Jamal Shead, at rv/rv Oklahoma (3/2/24)
 (0.4 secs left on clock)

67-65, 18-foot jumper to right of free throw
 line, by Jamal Shead, at Memphis (3/5/23)
 (no time left on clock)

Opp: 72-71, jumper by T.J. Haws from right wing,
 bounced off rim and in, vs. BYU (11/15/19)

Margin of Victory

Won by 20+ Points

UH: (21) 82-61, vs. rv/-Texas (2/17/24)

Opp: (21) 85-64, at rv/rv SMU (1/21/17)

Won by 25+ Points

UH: (33) 89-55, vs. West Virginia (1/6/24)

Opp: (29) 65-94, vs. #5/5 Louisville, American
 Championship Quarterfinals (3/14/14)

Won by 30+ Points

UH: (33) 89-55, vs. West Virginia (1/6/24)

Opp: (37) 43-80, at rv/rv UConn (1/30/14)

Won by 35+ Points

UH: (39) 81-42, vs. Penn (12/30/23)

Opp: (37) 43-80, at rv/rv UConn (1/30/14)

Won by 40+ Points

UH: (53) 84-31, vs. ULM (11/6/23)

Opp: (47) 63-110, at Washington (12/24/04)

Won by 45+ Points

UH: (53) 84-31, vs. ULM (11/6/23)

Opp: (47) 63-110, at Washington (12/24/04)

Won by 50+ Points

UH: (53) 84-31, vs. ULM (11/6/23)

Opp: Has not happened

Won by 55+ Points

UH: (67) 111-44, vs. Bryant (12/3/21)

Opp: Has not happened

Won by 60+ Points

UH: (67) 111-44, vs. Bryant (12/3/21)

Opp: Has not happened

Won by 65+ Points

UH: (67) 111-44, vs. Bryant (12/3/21)

Opp: Has not happened

Won by 70+ Points

UH: (77) 158-81, vs. Valparaiso (2/24/68)

Opp: Has not happened

Won by 75+ Points

UH: (77) 158-81, vs. Valparaiso (2/24/68)

Opp: Has not happened

Scored 100 points and lost

L, 101-102 (2OT), at Louisiana-Lafayette (1/13/88)

in Overtime

Played an overtime game

W, 82-76 (OT), at #11/1 Baylor (2/24/22)

Played a double-overtime game

W, 76-74 (2OT), at Wichita State (2/20/22)

Played a triple-overtime game

L, 92-101, at Tulsa (2/16/13)

Played a quadruple-overtime game

L, 77-78 (4OT), at TCU (2/17/81)

Total Points

Scored 150+ points

UH: W, 158-81, vs. Valparaiso (2/24/68)

Opp: Has not happened

Scored 140+ points

UH: W, 145-78, vs. Texas Lutheran (12/8/81)

Opp: Has not happened

Scored 130+ points

UH: W, 131-62, vs. Florida Tech (11/22/05)

Opp: Has not happened

Scored 120+ points

UH: W, 131-62, vs. Florida Tech (11/22/05)

Opp: L, 101-121, at Bowling Green (3/1/75)

Scored 110+ points

UH: W, 111-44, vs. Bryant (12/3/21)

Opp: L, 99-112, at Nevada (11/21/09)

Scored 100+ points

UH: W, 100-52, vs. Norfolk State (11/29/22)

Opp: L, 83-104, at UCF (3/7/14)

Scored 95+ points

UH: W, 100-52, vs. Norfolk State (11/29/22)

Opp: L, 83-104, at UCF (3/7/14)

Scored 60 or fewer points

UH: W, 57-42, vs. UCF (1/20/24)

Opp: W, 67-59, vs. Cincinnati (2/27/24)

Scored 55 or fewer points

UH: L, 53-57, at rv/rv Iowa State (1/9/24)

Opp: W, 74-52, vs. rv/rv Kansas State (1/27/24)

Scored 50 or fewer points

UH: W, 49-44, vs. Kent State (11/26/22)

Opp: W, 57-42, vs. UCF (1/20/24)

Scored 45 or fewer points

UH: L, 44-50, vs. #6/5 Villanova,
 NCAA Tournament Elite Eight (3/26/22)

Opp: W, 57-42, vs. UCF (1/20/24)

Scored 40 or fewer points

UH: L, 39-42, vs. Oklahoma City (12/15/51)

Opp: W, 72-37, vs. Texas State (12/21/23)

Scored 35 or fewer points

UH: L, 34-43, vs. Louisiana (12/10/47)

Opp: W, 84-31, vs. ULM (11/6/23)

Points in a Half

Scored 50+ points in a half

UH: 50 (2nd), vs. Jackson State (12/9/23)

(W, 89-55)

Opp: 50 (2nd), at Rice (11/19/19) (W, 97-89)

Scored 50+ points in both halves

UH: 52 (1st), 59 (2nd) vs. Bryant (12/3/21)

(W, 111-44)

Opp: 50 (1st), 54 (2nd), at UCF (3/7/14)

(L, 83-104)

Scored 55+ points in a half

UH: 59 (2nd), vs. Bryant (12/3/21) (W, 111-44)

Opp: 57 (1st), at #18/14 Louisville (1/16/14)

(L, 52-91)

Scored 55+ points in both halves

UH: 56 (1st, 2nd), vs. Houston Baptist (11/26/19)

(W, 112-73)

Scored 60+ points in a half

UH: 60 (2nd), vs. Northwestern State (11/30/21)

(W, 99-58)

Opp: 64, by Marshall, at C-USA Championship

(3/9/11)

Scored 60+ points in both halves

UH: 69 (1st); 62 (2nd), vs. Florida Tech (11/22/05)

(W, 131-62)

Opp: Has not happened

Scored 65+ points in a half

UH: 65 (2nd), at Rice (11/19/19) (W, 97-89)

Opp: 66 (2nd), by Purdue (Indianapolis)

(L, 90-114)

Scored 65+ points in both halves

UH: 74 (1st); 84 (2nd), vs. Valparaiso (W, 158-81)

Opp: Has not happened

Scored 70+ points in a half

UH: 84 (2nd), vs. Valparaiso (2/24/68)

(W, 158-81)

Opp: Has not happened

THE LAST TIME...

Scored 70+ points in both halves

UH: 74 (1st); 84 (2nd), vs. Valparaiso (W, 158-81) (2/24/68)

Opp: Has not happened

Scored 75+ points in a half

UH: 84 (2nd), vs. Valparaiso (2/24/68) (W, 158-81)

Opp: Has not happened

Scored 80+ points in a half

UH: 84 (2nd), vs. Valparaiso (2/24/68) (W, 158-81)

Opp: Has not happened

Scored 85+ points in a half

UH: 85 (1st), vs. Texas Wesleyan (2/22/66) (W, 152-108)

Opp: Has not happened

Scored 25 points or less in a half

UH: 21 (1st), at rv/rv Iowa State (1/9/24) (L, 53-57)

Opp: 17 (1st), vs. Cincinnati (2/27/24) (W, 67-59)

Scored 20 points or less in a half

UH: 20 (1st), vs. #6/5 Villanova, NCAA Tournament Elite Eight (3/26/22) (L, 44-50)

Opp: 17, vs. Cincinnati (2/27/24) (W, 67-59)

Scored 15 points or less in a half

UH: 15, (1st), at Southern Miss (1/13/12) (L, 54-73)

Opp: 14 (1st), vs. UCF (1/20/24) (W, 57-42)

Scored 10 points or less in a half

UH: 10 (2nd), vs. rv/rv Tulsa (2/5/15) (L, 44-57)

Opp: Has not happened

Field Goal Percentage

Shot 70+ percent from field

UH: 70.0 (35-50), vs. Tennessee State (12/30/01) (W, 91-60)

Opp: Has not happened

Shot 65+ percent from field

UH: 66.7 (42-63), vs. ECU (2/25/18) (W, 109-58)

Opp: 68.9 (31-45), at #8/9 Kansas (2/3/23) (L, 67-78)

Shot 60+ percent from field

UH: 62.0 (44-71), vs. Bryant (12/3/21) (W, 111-44)

Opp: 68.9 (31-45), at #8/9 Kansas (2/3/23) (L, 67-78)

Shot 55 percent+ from field

UH: 56.7 (34-60), at rv/rv Oklahoma (3/2/24) (W, 87-85)

Opp: 68.9 (31-45), at #8/9 Kansas (2/3/23) (L, 67-78)

Shot 50 percent+ from field

UH: 56.7 (34-60), at rv/rv Oklahoma (3/2/24) (W, 87-85)

Opp: 2, vs. Texas State (12/21/23) (W, 72-37)

Shot 35 percent or less from field

UH: 34.5 (20-58), vs. UCF (1/20/24) (W, 57-42)

Opp: 15.9 (7-44), vs. UCF (1/20/24) (W, 57-42)

Shot 30 percent or less from field

UH: 28.1 (16-57), vs. East Carolina, The American Championship Quarterfinals, (3/10/23) (W, 60-46)

Opp: 15.9 (7-44), vs. UCF (1/20/24) (W, 57-42)

Shot 25 percent or less from field

UH: 23.8 (15-63), vs. Kent State (11/26/22) (W, 49-44)

Opp: 15.9 (7-44), vs. UCF (1/20/24) (W, 57-42)

Shot 20 percent or less from field

UH: TBD

Opp: 15.9 (7-44), vs. UCF (1/20/24) (W, 57-42)

3-Point Field Goals Made

Made 19+ 3-pointers

UH: 19, vs. Florida Tech (Nov. 22, 2005) (W, 131-62)

Opp: Has not happened

Made 18+ 3-pointers

UH: 18, vs. East Carolina (2/25/18) (W, 109-58)

Opp: Has not happened

Made 17+ 3-pointers

UH: 18, vs. Norfolk State (11/29/22) (W, 100-52)

Opp: Has not happened

Made 16+ 3-pointers

UH: 18, vs. Norfolk State (11/29/22) (W, 100-52)

Opp: Has not happened

Made 15+ 3-pointers

UH: 18, vs. Norfolk State (11/29/22) (W, 100-52)

Opp: 15, at #18/14 Louisville (1/16/14) (L, 52-91)

Made 14+ 3-pointers

UH: 14, vs. McNeese (12/21/22) (W, 83-44)

Opp: 14, vs. Vermont, Gulf Coast Showcase Championship (11/23/16) (W, 72-71)

Made 13+ 3-pointers

UH: 13, vs. Tulsa (2/8/23) (W, 80-42)

Opp: 13, vs. Lamar (11/25/20)

Made 12+ 3-pointers

UH: 13, vs. Tulsa (2/8/23) (W, 80-42)

Opp: 12, at rv/rv Oklahoma (3/2/24) (W, 87-85)

Made 11+ 3-pointers

UH: 10, at #21/19 BYU (1/23/24) (W, 75-68)

Opp: 12, at rv/rv Oklahoma (3/2/24) (W, 87-85)

Made 10+ 3-pointers

UH: 10, at rv/rv Oklahoma (3/2/24) (W, 87-85)

Opp: 12, at rv/rv Oklahoma (3/2/24) (W, 87-85)

Made 10+ 3-pointers

UH: 10, at rv/rv Oklahoma (3/2/24) (W, 87-85)

Opp: 12, at rv/rv Oklahoma (3/2/24) (W, 87-85)

Made 3 or fewer 3-pointers

UH: 3, at Cincinnati (2/10/24) (W, 67-62)

Opp: 3, at rv/rv Iowa State (1/9/24) (L, 53-57)

Made 2 or fewer 3-pointers

UH: 2, vs. Kent State (11/26/22) (W, 49-44)

Opp: 2, vs. Texas State (12/21/23) (W, 72-37)

Made 1 or fewer 3-pointers

UH: 1, vs. #6/5 Villanova, NCAA Tournament Elite Eight (3/26/22) (L, 44-50)

Opp: 1, vs. Norfolk State (11/29/22) (W, 100-52)

Did not make a 3-pointer

UH: vs. Saint Louis (3/7/01), C-USA Tournament (L, 65-78)

Current streak of 745 straight games through March 5, 2024

Opp: at Tulsa (1/4/15) (L, 54-72)

Current streak of 319 straight games through March 5, 2024

3-Point Field Goal Attempts

Attempted 40+ 3-pointers

UH: 42, at UCF (2/2/08) (W, 84-81)

Opp: 43, vs. Hofstra (11/9/21) (W, 83-75 OT)

Attempted 35+ 3-pointers

UH: 35, vs. ULM (11/6/23) (W, 84-31)

Opp: 38, at #21/19 BYU (1/23/24) (W, 75-68)

Attempted 30+ 3-pointers

UH: 30, vs. Jackson State (12/9/23) (W, 89-55)

Opp: 38, at #21/19 BYU (1/23/24) (W, 75-68)

Attempted 25+ 3-pointers

UH: 26, vs. rv/rv - Texas (2/17/24) (W, 82-61)

Opp: 25, at rv/rv Oklahoma (3/2/24) (W, 87-85)

Attempted 20+ 3-pointers

UH: 20, vs. Cincinnati (2/27/24) (W, 67-59)

Opp: 25, at rv/rv Oklahoma (3/2/24) (W, 87-85)

Attempted 15+ 3-pointers

UH: 19, at rv/rv Oklahoma (3/2/24) (W, 87-85)

Opp: 25, at rv/rv Oklahoma (3/2/24) (W, 87-85)

3-Point Field Goal Percentage

Shot 60 percent or higher from 3-pt line

UH: 66.7 (16-24), vs. east Carolina (1/23/19) (W, 94-50)

Opp: 53.6 (15-28), at #18/14 Louisville (1/16/14) (L, 52-91)

Shot 50 percent or higher from 3-pt line

UH: 52.6 (10-19), at rv/rv Oklahoma (3/2/24) (W, 87-85)

Opp: 52.7 (29-55), at rv/rv Oklahoma (3/2/24) (W, 87-85)

Shot 45 percent or higher from 3-pt line

UH: 52.6 (10-19), at rv/rv Oklahoma (3/2/24) (W, 87-85)

Opp: 52.7 (29-55), at rv/rv Oklahoma (3/2/24) (W, 87-85)

Shot 40 percent or higher from 3-pt line

UH: 52.6 (10-19), at rv/rv Oklahoma (3/2/24) (W, 87-85)

Opp: 52.7 (29-55), at rv/rv Oklahoma (3/2/24) (W, 87-85)

Shot 30 percent or higher from 3-pt line

UH: 52.6 (10-19), at rv/rv Oklahoma (3/2/24) (W, 87-85)

Opp: 52.7 (29-55), at rv/rv Oklahoma (3/2/24) (W, 87-85)

Shot 10 percent or less from 3-pt line

UH: 5.0 (1-20), vs. #6/5 Villanova, NCAA Tournament Elite Eight (3/26/22) (L, 44-50)

Opp: 5.6 (1-18), vs. Norfolk State (11/29/22) (W, 100-52)

Free Throws Made

Made 40+ free throws

UH: 40, vs. Southwestern (12/12/77)

Opp: 42, vs. Texas Tech, SWC Classic (3/10/94) (L, 86-110)

Made 35+ free throws

UH: 35, vs. Southern Miss (1/23/02)

Opp: 36, vs. Wyoming, Global Sports Classic Championship Round (12/22/15)

Made 30+ free throws

UH: 31, vs. South Carolina (12/5/20) (W, 77-67)

Opp: 36, vs. Wyoming, Global Sports Classic Championship Round (12/22/15)

Made 25+ free throws

UH: 31, vs. South Carolina (12/5/20) (W, 77-67)

Opp: 25, at UConn (3/5/20) (L, 71-77)

Made 20+ free throws

UH: 24, vs. #6/6 Iowa State (2/19/24) (W, 73-65)

Opp: 24, vs. Oklahoma State (2/6/24) (W, 79-63)

Made 10 or fewer free throws

UH: 9, at rv/rv Oklahoma (3/2/24) (W, 87-85)

Opp: 10, vs. #6/6 Iowa State (2/19/24) (W, 73-65)

Made 5 or fewer free throws

UH: 3, vs. #25/25 Texas Tech (1/17/24) (W, 77-54)

Opp: 3, vs. Stetson (11/13/23) (W, 79-48)

Made 3 or fewer free throws

UH: 3, vs. #25/25 Texas Tech (1/17/24) (W, 77-54)

Opp: 3, vs. Stetson (11/13/23) (W, 79-48)

Made 2 or fewer free throws

UH: 1, at Oklahoma State (12/8/18) (W, 63-53)

Opp: 2, vs. McNeese (12/21/22) (W, 83-44)

Made 1 or fewer free throws

UH: 1, at Oklahoma State (12/8/18) (W, 63-53)

Opp: 1, vs. Rice (1/9/91) (W, 80-73)

Made 0 free throws

UH: 0, at TCU (1/19/05) (L, 51-58)

Opp: Has not happened

Free Throws Attempts

Attempted 50+ free throws

UH: 53, vs. Southwestern (12/12/77)

Opp: 50, at Tulsa (2/16/13) (L, 92-101, 30T)

Attempted 45+ free throws

UH: 45, vs. Texas Southern (12/23/00) (L, 68-71)

Opp: 46, vs. Wyoming, Global Sports Classic Championship Round (12/22/15)

Attempted 40+ free throws

UH: 43, vs. Houston Baptist (12/16/14) (W, 83-76)

Opp: 41, at USF (1/19/19) (W, 69-60)

Attempted 35+ free throws

UH: 38, vs. South Carolina (12/5/20) (W, 77-67)

Opp: 37, vs. Oklahoma State (2/6/24) (W, 79-63)

Attempted 30+ free throws

UH: 32, vs. #6/6 Iowa State (2/19/24) (W, 73-65)

Opp: 37, vs. Oklahoma State (2/6/24) (W, 79-63)

Attempted 10 or fewer free throws

UH: 10, at #8/9 Kansas (2/3/24) (L, 65-78)

Opp: 10, at #21/19 BYU (1/23/24) (W, 75-68)

THE LAST TIME...

Attempted 5 or fewer free throws

UH: 3, vs. #25/25 Texas Tech (1/17/24) (W, 77-54)
Opp: 5, vs. Stetson (11/13/23) (W, 79-48)

Attempted 3 or fewer free throws

UH: 3, vs. #25/25 Texas Tech (1/17/24) (W, 77-54)
Opp: 2, vs. TCU (2/1/85) (L, 80-85)

Attempted 2 or fewer free throws

UH: 2, at Oklahoma State (12/8/18) (W, 63-53)
Opp: 2, vs. TCU (2/1/85) (L, 80-85)

Attempted 1 or fewer free throws

UH: 1, vs. SMU (2/16/11) (L, 51-65)
Opp: Has not happened

Free Throw Percentage

Shot 100 percent from FT line

UH: 100.0 (3-3), vs. #25/25 Texas Tech (1/17/24) (W, 77-54)
Opp: 100.0 (15-15), vs. #6/5 Villanova, NCAA Tournament Elite Eight (3/26/22) (L, 44-50)

Shot 90 percent or higher from FT line

UH: 100.0 (3-3), vs. #25/25 Texas Tech (1/17/24) (W, 77-54)
Opp: 90.0 (9-10), vs. Northern Kentucky, NCAA Tournament First Round (3/16/23) (W, 63-52)

Shot 80 percent or higher from FT line

UH: 81.8 (9-11), at rv/rv Oklahoma (3/2/24) (W, 87-85)
Opp: 83.3 (15-18), at rv/rv Oklahoma (3/2/24) (W, 87-85)

Shot 70 percent or higher from FT line

UH: 81.8 (9-11), at rv/rv Oklahoma (3/2/24) (W, 87-85)
Opp: 83.3 (15-18), at rv/rv Oklahoma (3/2/24) (W, 87-85)

Shot 60 percent or higher from FT line

UH: 81.8 (9-11), at rv/rv Oklahoma (3/2/24) (W, 87-85)
Opp: 83.3 (15-18), at rv/rv Oklahoma (3/2/24) (W, 87-85)

Shot 50 percent or less from FT line

UH: 50.0 (12-24), vs. Utah, Shriners Childrens Charleston Classic Semifinals (11/17/23) (W, 76-66)
Opp: 46.7 (7-15), vs. #25/25 Texas Tech (1/17/24) (W, 77-54)

Shot 40 percent or less from FT line

UH: 36.4 (4-11), at #8/8 Cincinnati (1/31/18) (L, 70-80)
Opp: 35.3 (6-17), vs. ULM (11/6/23) (W, 84-31)

Rebounds

Had 60+ Rebounds

UH: 62, vs. Morgan State (11/22/14) (W, 72-57)
Opp: 65, vs. Georgetown (St. Petersburg, Fla.) (12/29/90) (L, 51-63)

Had 50+ Rebounds

UH: 54, vs. Texas A&M-Corpus Christi (11/11/23) (W, 82-50)
Opp: 51, vs. UConn (2/1/15) (W, 70-68)

Had 40+ Rebounds

UH: 45, vs. rv/—Texas (2/17/24) (W, 82-61)
Opp: 42, vs. Cincinnati (2/27/24) (W, 67-59)

Had 30+ Rebounds

UH: 30, vs. Cincinnati (2/27/24) (W, 67-59)
Opp: 42, vs. Cincinnati (2/27/24) (W, 67-59)

Had 20 or fewer Rebounds

UH: 18, vs. Southeastern Louisiana (12/18/04) (W, 68-61)
Opp: 19, at East Carolina (2/27/19) (W, 99-65)

Assists

Recorded 35+ assists

UH: 35, vs. SMU (1/8/83) (W, 105-71)
Opp: Has not happened

Recorded 30+ assists

UH: 31, vs. ECU (2/25/18) (W, 109-58)
Opp: 30, at Charlotte (12/28/98) (L, 75-105)

Recorded 25+ assists

UH: 26, vs. Norfolk State (11/29/22) (W, 100-52)
Opp: 25, at rv/rv SMU (1/21/17) (L, 64-85)

Recorded 20+ assists

UH: 22, vs. Tulane (2/22/23) (W, 89-59)
Opp: 20, at #8/9 Kansas (2/3/24) (L, 65-78)

Recorded 15+ assists

UH: 17, at #11/11 Baylor (2/24/24) (W, 82-76 OT)
Opp: 15, at rv/rv Oklahoma (3/2/24) (W, 87-85)

Recorded 10+ assists

UH: 13, at rv/rv Oklahoma (3/2/24) (W, 87-85)
Opp: 15, at rv/rv Oklahoma (3/2/24) (W, 87-85)

Recorded 5 or fewer assists

UH: 3, vs. East Carolina (1/22/22) (W, 79-36)
Opp: 5, vs. Oklahoma State (2/6/24) (W, 79-63)

Recorded 3 or fewer assists

UH: 3, vs. Boise State (11/27/20) (W, 68-58)
Opp: 3, vs. Saint Joseph's, Veterans Classic (11/11/22) (W, 81-55)

Blocked Shots

Recorded 15+ blocks

UH: 15, vs. #13 Villanova (3/27/83), NCAA Tournament Midwest Regional championship (W, 89-71)
Opp: Has not happened

Recorded 10+ blocks

UH: 10, vs. rv/rv Texas A&M, The Halal Guys Showcase (12/16/23) (W, 70-66)
Opp: 10, at Cincinnati (2/1/20) (L, 62-64)

Recorded 5+ blocks

UH: 5, at #11/11 Baylor (2/24/24) (W, 82-76 OT)
Opp: 5, vs. rv/rv Kansas State (1/27/24) (W, 74-52)

Recorded 0 blocks

UH: 0, at Tulane (2/23/22) (W, 81-67)
Opp: 0, at #21/19 BYU (1/23/24) (W, 75-68)

Steals

Recorded 20+ steals

UH: 22, vs. McNeese (12/31/05) (W, 78-67)
Opp: 21, vs. Texas (1/29/94 L, 78-110)

Recorded 15+ steals

UH: 15, vs. Cincinnati (2/27/24) (W, 67-59)
Opp: 18, vs. Arkansas-Pine Bluff, Continental Tire Las Vegas Classic Regional Round (12/17/14) (L, 56-61 OT)

Recorded 10+ steals

UH: 15, vs. Cincinnati (2/27/24) (W, 67-59)
Opp: 12, vs. North Carolina A&T, Coaches vs. Racism HBCU Roundball Classic (12/13/22) (W, 74-46)

Recorded 5+ steals

UH: 15, vs. Cincinnati (2/27/24) (W, 67-59)
Opp: 6, at rv/rv Oklahoma (3/2/24) (W, 87-85)

Turnovers

Recorded 30+ turnovers

UH: NA
Opp: 30, vs. Louisiana College (11/19/12) (W, 106-59)

Recorded 25+ turnovers

UH: 26, vs. Nicholls (11/12/10) (W, 63-62 OT)
Opp: 27, vs. Texas State (12/21/23) (W, 72-37)

Recorded 20+ turnovers

UH: 23, vs. Kent State (11/26/22) (W, 49-44)
Opp: 22, vs. Penn (12/30/23) (W, 81-42)

Recorded 15+ turnovers

UH: 16, at rv/rv Iowa State (1/9/24) (L, 53-57)
Opp: 19, vs. Cincinnati (2/27/24) (W, 67-59)

Recorded 10+ turnovers

UH: 10, vs. Cincinnati (2/27/24) (W, 67-59)
Opp: 19, vs. Cincinnati (2/27/24) (W, 67-59)

Recorded 5 or fewer turnovers

UH: 5, at rv/rv Oklahoma (3/2/24) (W, 87-85)
Opp: 4, at Tulane (2/23/22) (W, 81-67)

Recorded 3 or fewer turnovers

UH: 3, at #8/9 Kansas (2/3/24) (L, 65-78)
Opp: NA

Recorded 2 or fewer turnovers

UH: 1, vs. UConn (2/1/15) (W, 70-68)
Opp: NA

Fouls

Recorded 36+ fouls

UH: 36, vs. Tulsa (2/16/13) (L, 92-101)
Opp: NA

Recorded 35+ fouls

UH: 35, vs. Wyoming, Global Sports Classic Third/Championship Rounds (12/22/15) (W, 94-89.20T)
Opp: NA

Recorded 30+ fouls

UH: 33, at USF (1/19/19) (W, 69-60)
Opp: 30, vs. UConn (1/23/20) (W, 63-59)

Recorded 25+ fouls

UH: 25, vs. Oklahoma State (2/6/24) (W, 79-63)
Opp: 25, vs. Oklahoma State, Hoop Hype XL (11/30/21) (W, 72-61)

Recorded 20+ fouls

UH: 20, at Cincinnati (2/10/24) (W, 67-62)
Opp: 23, vs. Cincinnati (2/27/24) (W, 67-59)

Recorded 15+ fouls

UH: 18, at rv/rv Oklahoma (3/2/24) (W, 87-85)
Opp: 23, vs. Cincinnati (2/27/24) (W, 67-59)

Recorded 12 or fewer fouls

UH: 12, at #8/9 Kansas (2/3/24) (L, 65-78)
Opp: 12, at rv/rv Oklahoma (3/2/24) (W, 87-85)

THE LAST TIME...

A PLAYER...

Triple-Doubles

Recorded a triple-double
UH: DeJon Jarreau (15 pts., 10 rebs., 10 asts.), vs. Tulane, American Championship Quarterfinals (3/12/21) (W, 77-52)
Opp: Jalen James (12 pts., 13 rebs., 10 asts.), vs. San Jose State (12/7/13) (L, 68-72)

Double-Doubles

Recorded a points-rebounds double-double
UH: Jamal Shead (16 pts, 11 rebs), vs. rv/—Texas (2/17/24) (W, 82-52)
Opp: Jalon Moore (14 pts., 10 rebs.), at rv/rv Oklahoma (3/2/24) (W, 87-85)

Recorded a points-assists double-double

UH: Jamal Shead (12pts, 10 asts), at #11/11 Baylor (2/24/24) (W, 82-76 OT)
Opp: Davion Mitchell (12 pts, 11 asts), vs. #3/3 Baylor, NCAA Tournament Final Four (4/4/21) (L, 59-78)

Had two players record a double-double

UH: Josh Carlton (23 pts, 11 rebs), Kyler Edwards (11 pts, 10 rebs), at Wichita State (2/20/22) (W, 76-74 2OT)
Opp: KJ Lawson, (28 pts, 16 rebs), Dedric Lawson (18 pts, 10 rebs), vs. Memphis (1/19/17) (L, 67-70 OT)

Had three players record a double-double

UH: J'Wan Roberts (10 pts, 11 rebs), Kiyron Powell (11 pts, 13 rebs), Jamal Shead (20 pts, 11 asts), vs. Our Lady of the Lake (2/6/21) (W, 112-46)
Opp: NA

Recorded four straight double-doubles

UH: TaShawn Thomas (24 pts, 17 rebs, at George Mason, CBI Quarterfinals; 15 pts., 10 rebs., vs. Texas, CBI First Round, 3/20/13; 15 pts., 11 rebs., vs. UTEP, C-USA Championship Quarterfinals, 3/14/13; 16 pts, 10 rebs., vs. Rice, C-USA Championship First Round, 3/13/13)

Recorded three straight double-doubles

UH: Devonta Pollard (17 pts, 10 rebs), vs. Houston Baptist (12/16/14) (W, 83-76); (22 pts, 10 rebs), vs. Abilene Christian (12/6/14) (W, 71-59); (10 pts., 10 rebs.), vs. UT Rio Grande Valley (12/4/14) (W, 71-59)

Recorded consecutive double-doubles

UH: J'Wan Roberts (11 pts, 12 rebs), vs. Northern Kentucky, NCAA Tournament First Round (3/16/23) (W, 63-52) (12 pts, 20 rebs.), vs. Memphis, The American Championship Title Game (3/12/23) (L, 65-75)

Points Scored

Scored 60+ points

UH: 62, Elvin Hayes, vs. Valparaiso (2/24/68) (W, 158-81)
Opp: Has not happened

Scored 55+ points

UH: 62, Elvin Hayes, vs. Valparaiso (2/24/68) (W, 158-81)
Opp: Has not happened

Scored 50+ points

UH: 52, Robert McKiver, vs. Southern Miss (2/27/08)
Opp: 50, Ron Schlieman, North Dakota State (12/7/67)

Scored 45+ points

UH: 52, Robert McKiver, vs. Southern Miss (2/27/08)
Opp: 50, Ron Schlieman, vs. North Dakota State (12/7/67)

Scored 40+ points

UH: 52, Robert McKiver, vs. Southern Miss (2/27/08)
Opp: 42, Russ Smith, #5/5 Louisville, American Championship Semifinals (3/14/14) (L, 65-94)

Scored 35+ points

UH: 39, Rob Gray, vs. San Diego State, NCAA Tournament First Round, (3/16/18) (W, 67-65)
Opp: 42, Russ Smith, #5/5 Louisville, American Championship Semifinals (3/14/14) (L, 65-94)

Scored 30+ points

UH: 30, Marcus Sasser, vs. East Carolina, The American Championship Quarterfinals, (3/10/23) (W, 60-46)
Opp: 34, Wade Taylor IV, vs. rv/rv Texas A&M, The Halal Guys Showcase (12/16/23) (W, 70-66)

Scored 25+ points

UH: 26, Jamal Shead, vs. #6/6 Iowa State (2/19/24) (W, 73-65)
Opp: 34, Wade Taylor IV, vs. rv/rv Texas A&M, The Halal Guys Showcase (12/16/23) (W, 70-66)

Scored 20+ points

UH: 23, LJ Cryer, 20, J'Wan Roberts, at rv/rv Oklahoma (3/2/24) (W, 87-85)
Opp: 23, Ja'Kobe Walter, 21, RayJ Dennis, at #11/11 Baylor (2/24/24) (W, 82-76 OT)

Scored 20+ points in first half

UH: 20, Fabian White Jr., vs. Cincinnati (3/1/22) (W, 71-53)
Opp: 20, Kendrick Davis, vs. Memphis, The American Championship Title Game (3/12/23) (L, 65-75)

30-Point Game Streaks

Scored 30+ points in 3+ straight games
UH: 3, Aubrey Coleman (37, vs. Marshall, 1/30/10; 32, at Memphis, 1/23/10; 30, vs. UCF, 1/20/10)

Scored 30+ points in 2+ straight games

UH: 2, Damyean Dotson, 32, at Tulane (2/8/17) (W, 91-62); 31, vs. UCF (2/1/17) (W, 82-64)

20-Point Game Streaks

Scored 20+ points in 8+ straight games
UH: 11, Aubrey Coleman 29, at WKU (2/9/10) (W, 74-72) 22, vs. Southern Miss (2/6/10) (L, 55-57) 23, at UTEP (2/3/10) (L, 58-65) 37, vs. Marshall (1/30/10) (W, 81-66) 32, at Memphis (1/23/10) (L, 77-92) 30, vs. UCF (1/20/10) (L, 71-78) 25, at East Carolina (1/16/10) (W, 74-55) 22, vs. UTEP (1/13/10) (W, 75-65) 25, vs. Tulsa (1/9/10) (L, 80-86) 22, at Rice (1/6/10) (W, 83-66) 28, at Iowa State (1/3/10) (L, 75-82, 20T)

Scored 20+ points in 7+ straight games

UH: 11, Aubrey Coleman 29, at WKU (2/9/10) (W, 74-72) 22, vs. Southern Miss (2/6/10) (L, 55-57) 23, at UTEP (2/3/10) (L, 58-65) 37, vs. Marshall (1/30/10) (W, 81-66) 32, at Memphis (1/23/10) (L, 77-92) 30, vs. UCF (1/20/10) (L, 71-78) 25, at East Carolina (1/16/10) (W, 74-55) 22, vs. UTEP (1/13/10) (W, 75-65) 25, vs. Tulsa (1/9/10) (L, 80-86) 22, at Rice (1/6/10) (W, 83-66) 28, at Iowa State (1/3/10) (L, 75-82, 20T)

Scored 20+ points in 6+ straight games

UH: 6, Marcus Sasser 22, vs. Wichita State (3/2/23) (W, 83-66) 22, at East Carolina (2/25/23) (W, 76-57) 22, vs. Tulane (2/22/23) (W, 89-59) 20, vs. Memphis (2/19/23) (W, 72-64) 20, at SMU (2/16/23) (W, 80-65) 25, vs. Tulsa (2/8/23) (W, 80-42)

Scored 20+ points in 5+ straight games

UH: 6, Marcus Sasser 22, vs. Wichita State (3/2/23) (W, 83-66) 22, at East Carolina (2/25/23) (W, 76-57) 22, vs. Tulane (2/22/23) (W, 89-59) 20, vs. Memphis (2/19/23) (W, 72-64) 20, at SMU (2/16/23) (W, 80-65) 25, vs. Tulsa (2/8/23) (W, 80-42)

Scored 20+ points in 4+ straight games

UH: 5, Marcus Sasser 22, at East Carolina (2/25/23) (W, 76-57) 22, vs. Tulane (2/22/23) (W, 89-59) 20, vs. Memphis (2/19/23) (W, 72-64) 20, at SMU (2/16/23) (W, 80-65) 25, vs. Tulsa (2/8/23) (W, 80-42)

Scored 20+ points in 3+ straight games

UH: 5, Marcus Sasser 22, at East Carolina (2/25/23) (W, 76-57) 22, vs. Tulane (2/22/23) (W, 89-59) 20, vs. Memphis (2/19/23) (W, 72-64) 20, at SMU (2/16/23) (W, 80-65) 25, vs. Tulsa (2/8/23) (W, 80-42)

Scored 20+ points in 2+ straight games

UH: 2, LJ Cryer 23, at rv/rv Oklahoma (3/2/24) (W, 87-85) 22, vs. Cincinnati (2/27/24) (W, 67-59)

Double-Digit Scorers

Had 7+ players score in double digits

UH: Lamar Roberson (25), Oliver Lafayette (19), Jahmar Thorpe (15), Ramon Dyer (14), Corey Bloom (13), Sergio de Randamie (11), Tristan Martin (10), vs. Florida Tech (11/22/05) (W, 131-62)

Opp: NA

Had 6+ players score in double digits

UH: Quentin Grimes (18), Tramon Mark (15), Marcus Sasser (14), Fabian White Jr. (12), Justin Gorham (10), Brison Gresham (10), vs. Cleveland State, NCAA Tournament First Round (3/19/21) (W, 87-56)

Opp: Julian Washburn (20), Jacques Streefer (13), Konner Tucker (12), McKenzie Moore (11), Cedrick Lang (10), Jalen Ragland, vs. UTEP, C-USA Championship Quarterfinals (3/14/13) (L, 69-80)

Had 5+ players score in double digits

UH: LJ Cryer (16), Jamal Shead (14), Joseph Tugler (13), Emanuel Sharp (12), Damian Dunn (11), vs. Penn (12/30/23) (W, 81-42)

Opp: Sam Godwin (17), Rivaldo Soares (16), Le'Tre Darthard (15), Jalon Moore (14) Javian McCollum (12), vs. rv/rvOklahoma (3/2/24) (W, 87-85)

Had 0 players score in double digits

UH: NA
Opp: vs. Texas State (12/21/23) (W, 72-37)

20-Point Scorers

Had 2+ 20-point scorers

UH: LJ Cryer (23), J'Wan Roberts (20) at rv/rv Oklahoma (3/2/24) (W, 87-85)
Opp: Ja'Kobe Walter (23), RayJ Dennis (21), at #11/11 Baylor (2/24/24) (W, 82-76 OT)

Had 3+ 20-point scorers

UH: Cameron Tyson (32), Tramon Mark (22), Jamal Shead (20), vs. Our Lady of the Lake (2/6/21) (W, 112-46)
Opp: Nijel Pack (26), Isaiah Wong (20), vs. #16/15 Miami (Fla.), NCAA Tournament Sweet 16 (3/24/23) (L, 75-89)

Field Goals Made

Made 15+ field goals

UH: 16, Aubrey Coleman, at Marshall (2/18/09) (L, 83-88)
Opp: 15, Craig Brackins, at Iowa State (12/28/08) (L, 67-71)

Made 10-14 field goals

UH: 10, J'Wan Roberts, at rv/rv Oklahoma (3/2/24) (W, 87-85)
Opp: 10, Wade Taylor IV, vs. Texas A&M, The Halal Guys Showcase (12/16/23) (W, 70-66)

THE LAST TIME...

Field Goal Attempts

Attempted 30+ field goals

UH: 31, Aubrey Coleman, vs. Mississippi State (12/19/09)

Opp: NA

Attempted 25-29 field goals

UH: 22, Jamal Shead, at Cincinnati (2/10/24) (W, 67-62)

Opp: 25, Jarron Cumberland, vs. #25/23 Cincinnati (2/10/19) (W, 65-58)

Attempted 20-24 field goals

UH: 20, LJ Cryer, at #8/9 Kansas (2/3/24) (L, 65-78)

Opp: 22, Wade Taylor IV, vs. Texas A&M, The Halal Guys Showcaese (12/16/23) (W, 70-66)

Attempted 15-19 field goals

UH: 17, LJ Cryer, at rv/rv Oklahoma (3/2/24) (W, 87-85)

Opp: 16, RayJ Dennis, at #11/11 Baylor (2/24/24) (W, 82-76 OT)

Rebounds

Recorded 30+ rebounds

UH: 37, Elvin Hayes, vs. Centenary (2/10/68)

Opp: Has not happened

Recorded 25+ rebounds

UH: 25, Hakeem Olajuwon, vs. Texas Tech (1/12/84)

Opp: 26, by Tom Owens, South Carolina (2/22/71)

Recorded 20+ rebounds

UH: 20, J'Wan Roberts, vs. Memphis, The American Championship Title Game (3/12/23) (L, 65-75)

Opp: 20, Adrick McKinney, at TCU (12/4/12) (W, 54-48)

Recorded 15+ rebounds

UH: 20, J'Wan Roberts, vs. Memphis, The American Championship Title Game (3/12/23) (L, 65-75)

Opp: 19, Ezra Ausar, vs. East Carolina, The American Championship Quarterfinals, (3/10/23) (W, 60-46)

Recorded 10+ rebounds

UH: 11, Jamal Shead, vs. rv/- Texas (2/17/24) (W, 82-61)

Opp: 10, Jalon Moore, at rv/rv Oklahoma (3/2/24) (W, 87-85)

Rebounding Streaks

Recorded 10+ rebounds in 15+ straight games

UH: 15, Hakeem Olajuwon,

1982-83

13, vs. Villanova (3/27/83) (W, 89-71)

22, vs. Louisville (4/2/83) (W, 94-81)

18, vs. NC State (4/4/83) (L, 52-54)

1983-84

13, vs. NC State (11/19/83) (L, 64-76)

15, Kansas (11/26/83) (W, 91-76)

11, at Mississippi State (11/30/83) (W, 68-62)

18, Biscayne (12/3/83) (W, 69-51)

10, at LSU (12/6/83) (W, 100-91)

13, St. Mary's (Texas) (12/10/83) (W, 71-55)

10, Stetson (12/16/83) (W, 92-71)

17, Princeton (12/17/83) (W, 65-40)

11, Texas Lutheran (12/19/83) (W, 129-65)

13, at UC Santa Barbara (12/21/83) (W, 89-79)

13, vs. Louisville (12/25/83) (W, 76-73)

17, vs. Fresno State (12/26/83) (L, 61-68)

Recorded 10+ rebounds in 14+ straight games

UH: 15, Hakeem Olajuwon,

1982-83

13, vs. Villanova (3/27/83) (W, 89-71)

22, vs. Louisville (4/2/83) (W, 94-81)

18, vs. NC State (4/4/83) (L, 52-54)

1983-84

13, vs. NC State (11/19/83) (L, 64-76)

15, Kansas (11/26/83) (W, 91-76)

11, at Mississippi State (11/30/83) (W, 68-62)

18, Biscayne (12/3/83) (W, 69-51)

10, at LSU (12/6/83) (W, 100-91)

13, St. Mary's (Texas) (12/10/83) (W, 71-55)

10, Stetson (12/16/83) (W, 92-71)

17, Princeton (12/17/83) (W, 65-40)

11, Texas Lutheran (12/19/83) (W, 129-65)

13, at UC Santa Barbara (12/21/83) (W, 89-79)

13, vs. Louisville (12/25/83) (W, 76-73)

17, vs. Fresno State (12/26/83) (L, 61-68)

Recorded 10+ rebounds in 13+ straight games

UH: 15, Hakeem Olajuwon,

1982-83

13, vs. Villanova (3/27/83) (W, 89-71)

22, vs. Louisville (4/2/83) (W, 94-81)

18, vs. NC State (4/4/83) (L, 52-54)

1983-84

13, vs. NC State (11/19/83) (L, 64-76)

15, Kansas (11/26/83) (W, 91-76)

11, at Mississippi State (11/30/83) (W, 68-62)

18, Biscayne (12/3/83) (W, 69-51)

10, at LSU (12/6/83) (W, 100-91)

13, St. Mary's (Texas) (12/10/83) (W, 71-55)

10, Stetson (12/16/83) (W, 92-71)

17, Princeton (12/17/83) (W, 65-40)

11, Texas Lutheran (12/19/83) (W, 129-65)

13, at UC Santa Barbara (12/21/83) (W, 89-79)

13, vs. Louisville (12/25/83) (W, 76-73)

17, vs. Fresno State (12/26/83) (L, 61-68)

Recorded 10+ rebounds in 12+ straight games

UH: 15, Hakeem Olajuwon,

1982-83

13, vs. Villanova (3/27/83) (W, 89-71)

22, vs. Louisville (4/2/83) (W, 94-81)

18, vs. NC State (4/4/83) (L, 52-54)

1983-84

13, vs. NC State (11/19/83) (L, 64-76)

15, Kansas (11/26/83) (W, 91-76)

11, at Mississippi State (11/30/83) (W, 68-62)

18, Biscayne (12/3/83) (W, 69-51)

10, at LSU (12/6/83) (W, 100-91)

13, St. Mary's (Texas) (12/10/83) (W, 71-55)

10, Stetson (12/16/83) (W, 92-71)

17, Princeton (12/17/83) (W, 65-40)

11, Texas Lutheran (12/19/83) (W, 129-65)

13, at UC Santa Barbara (12/21/83) (W, 89-79)

13, vs. Louisville (12/25/83) (W, 76-73)

17, vs. Fresno State (12/26/83) (L, 61-68)

Recorded 10+ rebounds in 11+ straight games

UH: 15, Hakeem Olajuwon,

1982-83

13, vs. Villanova (3/27/83) (W, 89-71)

22, vs. Louisville (4/2/83) (W, 94-81)

18, vs. NC State (4/4/83) (L, 52-54)

1983-84

13, vs. NC State (11/19/83) (L, 64-76)

15, Kansas (11/26/83) (W, 91-76)

11, at Mississippi State (11/30/83) (W, 68-62)

18, Biscayne (12/3/83) (W, 69-51)

10, at LSU (12/6/83) (W, 100-91)

13, St. Mary's (Texas) (12/10/83) (W, 71-55)

10, Stetson (12/16/83) (W, 92-71)

17, Princeton (12/17/83) (W, 65-40)

11, Texas Lutheran (12/19/83) (W, 129-65)

13, at UC Santa Barbara (12/21/83) (W, 89-79)

13, vs. Louisville (12/25/83) (W, 76-73)

17, vs. Fresno State (12/26/83) (L, 61-68)

Recorded 10+ rebounds in 10+ straight games

UH: 15, Hakeem Olajuwon,

1982-83

13, vs. Villanova (3/27/83) (W, 89-71)

22, vs. Louisville (4/2/83) (W, 94-81)

18, vs. NC State (4/4/83) (L, 52-54)

1983-84

13, vs. Villanova (11/19/83) (L, 64-76)

15, Kansas (11/26/83) (W, 91-76)

11, at Mississippi State (11/30/83) (W, 68-62)

18, Biscayne (12/3/83) (W, 69-51)

10, at LSU (12/6/83) (W, 100-91)

13, St. Mary's (Texas) (12/10/83) (W, 71-55)

10, Stetson (12/16/83) (W, 92-71)

17, Princeton (12/17/83) (W, 65-40)

11, Texas Lutheran (12/19/83) (W, 129-65)

13, at UC Santa Barbara (12/21/83) (W, 89-79)

13, vs. Louisville (12/25/83) (W, 76-73)

17, vs. Fresno State (12/26/83) (L, 61-68)

Recorded 10+ rebounds in 9+ straight games

UH: 9, Justin Gorham,

11, at ECU (2/3/21) (L, 73-82)

17, vs. SMU (1/31/21) (W, 70-48)

15, at Tulane (1/28/21) (W, 83-60)

10, at Temple (1/23/21) (W, 68-51)

11, vs. Tulsa (1/17/21) (W, 86-59)

10, vs. UCF (1/17/21) (W, 75-58)

11, vs. Tulane (1/9/21) (W, 71-50)

10, vs. Wichita State (1/6/21) (W, 70-63)

19, at rv/rv SMU (1/3/21) (W, 74-60)

Recorded 10+ rebounds in 8+ straight games

UH: 9, Justin Gorham,

11, at ECU (2/3/21) (L, 73-82)

17, vs. SMU (1/31/21) (W, 70-48)

15, at Tulane (1/28/21) (W, 83-60)

10, at Temple (1/23/21) (W, 68-51)

11, vs. Tulsa (1/17/21) (W, 86-59)

10, vs. UCF (1/17/21) (W, 75-58)

11, vs. Tulane (1/9/21) (W, 71-50)

10, vs. Wichita State (1/6/21) (W, 70-63)

19, at rv/rv SMU (1/3/21) (W, 74-60)

Recorded 10+ rebounds in 7+ straight games

UH: 9, Justin Gorham,

11, at ECU (2/3/21) (L, 73-82)

17, vs. SMU (1/31/21) (W, 70-48)

15, at Tulane (1/28/21) (W, 83-60)

10, at Temple (1/23/21) (W, 68-51)

11, vs. Tulsa (1/17/21) (W, 86-59)

10, vs. UCF (1/17/21) (W, 75-58)

11, vs. Tulane (1/9/21) (W, 71-50)

10, vs. Wichita State (1/6/21) (W, 70-63)

19, at rv/rv SMU (1/3/21) (W, 74-60)

Recorded 10+ rebounds in 6 straight games

UH: 9, Justin Gorham,

11, at ECU (2/3/21) (L, 73-82)

17, vs. SMU (1/31/21) (W, 70-48)

15, at Tulane (1/28/21) (W, 83-60)

10, at Temple (1/23/21) (W, 68-51)

11, vs. Tulsa (1/17/21) (W, 86-59)

10, vs. UCF (1/17/21) (W, 75-58)

11, vs. Tulane (1/9/21) (W, 71-50)

10, vs. Wichita State (1/6/21) (W, 70-63)

19, at rv/rv SMU (1/3/21) (W, 74-60)

Recorded 10+ rebounds in 5 straight games

UH: 9, Justin Gorham,

11, at ECU (2/3/21) (L, 73-82)

17, vs. SMU (1/31/21) (W, 70-48)

15, at Tulane (1/28/21) (W, 83-60)

10, at Temple (1/23/21) (W, 68-51)

11, vs. Tulsa (1/17/21) (W, 86-59)

10, vs. UCF (1/17/21) (W, 75-58)

11, vs. Tulane (1/9/21) (W, 71-50)

10, vs. Wichita State (1/6/21) (W, 70-63)

19, at rv/rv SMU (1/3/21) (W, 74-60)

Recorded 10+ rebounds in 4 straight games

UH: 9, Justin Gorham,

11, at ECU (2/3/21) (L, 73-82)

17, vs. SMU (1/31/21) (W, 70-48)

15, at Tulane (1/28/21) (W, 83-60)

10, at Temple (1/23/21) (W, 68-51)

THE LAST TIME...

Scoring & Rebounding

Recorded 30+ pts/10+ rebs.

UH: Josh Carlton (30 pts., 11 rebs.), at South Florida (1/5/22) (W, 83-66)

Opp: Steven Pledger (31 pts., 10 rebs.) vs. Oklahoma (12/17/11) (L, 74-79) (played in Little Rock, Ark.)

Recorded 20+ pts/20+ rebs.

UH: TaShawn Thomas (21 pts., 20 rebs.), vs. Florida A&M (11/9/12)

Opp: Kurt Thomas, TCU (26 pts., 20 rebs.) (3/9/95)

Recorded 20+ pts/15+ rebs.

UH: Nate Hinton (20 pts., 16 rebs.), vs. UCF (1/3/20) (W, 78-63)

Opp: Jayden Gardner (21 pts., 15 rebs.), at ECU (2/3/21) (L, 73-82)

Scoring & Assists

Recorded 25+ pts/10+ asts

UH: Jamal Shead (29 pts., 10 asts.), vs. #25/25 Texas Tech (1/17/24) (W, 77-54)

Opp: NA

Recorded 20+ pts/10+ asts

UH: Jamal Shead (29 pts., 10 asts.), vs. #25/25 Texas Tech (1/17/24) (W, 77-54)

Opp: NA

3-Point Field Goals Made

Made 10+ 3-pointers

UH: 10, Cameron Tyson, vs. Our Lady of the Lake (2/6/21) (W, 112-46)

Opp: 11, by Dennis Scott, Georgia Tech (12/28/88)

Made 9+ 3-pointers

UH: 9, Cameron Tyson, at Tulane (1/28/21) (W, 83-60)

Opp: 11, by Dennis Scott, Georgia Tech (12/28/88)

Made 8+ 3-pointers

UH: 8, Quentin Grimes, vs. WKU (2/25/21) (W, 81-57)

Opp: 8, Gabe Madsen, vs. Utah, Shriners Childrens Charleston Classic Semifinals (11/17/23) (W, 76-66)

Made 7+ 3-pointers

UH: 7, Marcus Sasser, at Tulane (1/17/23) (W, 80-60)

Opp: 8, Gabe Madsen, vs. Utah, Shriners Childrens Charleston Classic Semifinals (11/17/23) (W, 76-66)

Made 6+ 3-pointers

UH: 6, LJ Cryer, vs. rv/- Texas (2/17/24) (W, 82-61)

Opp: 8, Gabe Madsen, vs. Utah, Shriners Childrens Charleston Classic Semifinals (11/17/23) (W, 76-66)

3-Point Field Goals Attempts

Attempted 15+ three-pointers

UH: 15, Kyle Edwards, at Tulsa (1/15/22) (W, 66-64)

Opp: 15, Gabe Madsen, vs. Utah, Shriners Childrens Charleston Classic Semifinals (11/17/23) (W, 76-66)

Attempted 11+ three-pointers

UH: 12, LJ Cryer, at #8/9 Kansas (2/3/24) (L, 65-78)

Opp: 14, Wade Taylor IV, vs. Texas A&M, The Halal Guys Showcaase (12/16/23) (W, 70-66)

Attempted 8-10 three-pointers

UH: 9, LJ Cryer, at rv/rv Oklahoma (3/2/24) (W, 87-85)

Opp: 8, Javian McCollum, at rv/rv Oklahoma (3/2/24) (W, 87-85)

Attempted 7 three-pointers

UH: 7, LJ Cryer, at #11/11 Baylor (2/24/24) (W, 82-76 OT)

Opp: 7, Jalen Bridges, at #11/11 Baylor (2/24/24) (W, 82-76 OT)

Free Throws Made

Made 15+ free throws

UH: 17, Kelvin Lewis, at UTEP (1/14/09)

Opp: 16, Josh Adams, vs. Wyoming, Global Sports Classic Championship Round (12/22/15) (W, 94-89 2OT)

Made 10+ free throws

UH: 12, Jamal Shead, vs. #6/6 Iowa State (2/19/24) (W, 73-65)

Opp: 12, Javon Small, vs. Oklahoma State (2/6/24) (W, 79-63)

Free Throws Attempts

Attempted 20+ free throws

UH: 20, Alandise Harris, vs. Marshall (2/1/11) (L, 62-63)

Opp: 20, Jerryd Bayless, vs. Arizona (1/12/08) (L, 71-85)

Attempted 15+ free throws

UH: 15, Quentin Grimes, vs. South Carolina (12/5/20) (W, 77-67)

Opp: 19, Josh Adams, vs. Wyoming, Global Sports Classic Championship Round (12/22/15) (W, 94-89, 2OT)

Attempted 10+ free throws

UH: 13, Jamal Shead, vs. #6/6 Iowa State (2/19/24) (W, 73-65)

Opp: 14, Javon Small, vs. Oklahoma State (2/6/24) (W, 79-63)

Assists

Recorded 15+ assists

UH: 15, Randy Brown, vs. Fordham (3/17/88)

Opp: 17, by Sean Colson, Charlotte (2/8/97)

Recorded 10+ assists

UH: 11, Jamal Shead, vs. Cincinnati (2/27/24) (W, 67-59)

Opp: 8, Jahvon Quinerly, at #9/9 Alabama (12/11/21) (L, 82-83)

Recorded 5+ assists

UH: 6, Jamal Shead, at rv/rv Oklahoma (3/2/24) (W, 87-85)

Opp: 8, Javian McCollum, at rv/rv Oklahoma (3/2/24) (W, 87-85)

Blocked Shots

Recorded 15+ blocks

UH: 15, Hakeem Olajuwon, vs. Biscayne (12/3/83)

Opp: Has not happened

Recorded 10+ blocks

UH: 10, Bo Outlaw, vs. Texas A&M (2/17/93)

Opp: 10, by Gerrick Morris, South Florida (2/21/04)

Recorded 5+ blocks

UH: 5, Ja'Vier Francis, vs. Texas A&M-Corpus Christi (11/11/23) (W, 82-50)

Opp: 5, Morris Udeze, at Wichita State (2/18/21) (L, 63-68)

Steals

Recorded 10+ steals

UH: 11, Clyde Drexler, vs. Syracuse (12/11/82)

Opp: 10, by B.J. Tyler, Texas (1/29/94)

Recorded 5+ steals

UH: 6, J'Wan Roberts, at #11/11 Baylor (2/24/24) (W, 82-76 OT)

Opp: 5, Tyrese Elliott, vs. North Carolina A&T, Coaches vs. Racism HBCU Roundball Classic (12/13/22) (W, 74-46)

Turnovers

Recorded 11+ turnovers

UH: NA

Opp: 12, Dawan Robinson, vs. Rhode Island (12/27/05) (W, 67-41)

Recorded 10+ turnovers

UH: 10, Andre Owens, at UAB (2/22/03) (L, 52-80)

Opp: 10, Jeremy Wise, vs. Southern Miss (2/27/08) (W, 95-67)

Recorded 8+ turnovers

UH: 9, Jonathon Simmons, vs. Tulsa (1/4/12) (W, 70-69, OT)

Opp: 8, RayJ Dennis, at #11/11 Baylor (2/24/24) (W, 82-76 OT)

Recorded 5+ turnovers

UH: 5, Jamal Shead, at rv/rv Iowa State (1/9/24) (L, 53-57)

Opp: 5, Tamin Lipsey, vs. #6/6 Iowa State (2/19/24) (W, 73-65)

Minutes Played

Played every minute (regulation)

UH: 40:00, LJ Cryer, at rv/rv Oklahoma (3/2/24) (W, 87-85)

Opp: 40:00, Jaron Pierre Jr., vs. Wichita State (3/2/23) (W, 83-66)

Two players played every minute (reg.)

UH: L.J. Rose, LeRon Barnes, at South Florida (2/17/15) (L, 67-69)

Opp: B.J. Tyson, Shawn Williams, vs. East Carolina (2/25/18) (W, 109-58)

Three players played every minute (reg.)

UH: 40, Dion Dowell, Richard Young, Robert Lee, vs. Creighton, Outrigger Hotels Rainbow Classic (12/22/06)

Opp: 40, by Brian Graham, Brian Swift, Bradley Mosley, vs. South Florida (2/21/04)

Played every minute (OT+)

UH: 45, LeRon Barnes, vs. UCF (1/6/15) (L, 78-79, OT)

Opp: 45, Zach Cooks, vs. Hofstra (11/9/21) (W, 83-75 OT)

Played every minute (20T+)

UH: 50, Rickie Winslow, Alvin Franklin, vs. Texas Tech (2/5/86)

Opp: 50, by Albert Thomas, Michael Strickland, vs. TCU, SWC Tournament (3/14/92)

Played every minute (30T+)

UH: 60, Clyde Drexler, at TCU (2/17/81)

Opp: 60, by Deckery Johnson, Warren Bridges, Darrell Browder, at TCU (2/17/81)

Played every minute (40T+)

UH: 60, Clyde Drexler, at TCU (2/17/81)

Opp: 60, by Deckery Johnson, Warren Bridges, Darrell Browder, at TCU (2/17/81)

Technical Fouls

Received a technical foul

UH: 2, Coach Kelvin Sampson, vs. Oklahoma State (2/6/24) (W, 79-63)

Damian Dunn, at rv/rv TCU (1/13/24) (L, 67-68)

Opp: Coach Jerome Tang, vs. rv/rv Kansas State (1/27/24) (W, 74-52)

Wade Taylor IV, vs. Texas A&M, The Halal Guys Showcaase (12/16/23) (W, 70-66)

Fouls

Fouled out

UH: Ja'Vier Francis, at rv/rv Oklahoma (3/2/24) (W, 87-85)

Opp: Aziz Bandaogo, vs. Cincinnati (2/27/24) (W, 67-59)

Two players fouled out

UH: J'Wan Roberts, LJ Cryer, vs. #6/6 Iowa State (2/19/24) (W, 73-65)

Opp: Zeke Cook, Jordan O'Neal, vs. Jackson State (12/9/23) (W, 89-55)

Three players fouled out

UH: Danrad Knowles, Kyle Meyer, Wes VanBeck, Devin Davis, vs. #19/23 SMU (2/18/17) (L, 66-76)

Opp: Christian Vital, James Bouknight, Sidney Wilson, vs. UConn (1/23/20) (W, 63-59)

Four players fouled out

UH: Danrad Knowles, Kyle Meyer, Wes VanBeck, Devin Davis, vs. #19/23 SMU (2/18/17) (L, 66-76)

Opp: NA

Ejections

Was ejected

UH: Coach Kelvin Sampson, vs. Oklahoma State (2/6/24) (W, 79-63)

Justin Gorham, at Wichita State (2/18/21) (L, 63-68)

Opp: Ken Evans, vs. Jackson State (12/9/23) (W, 89-55)

HOUSTON 86, UNC PEMBROKE 47

Saturday, Oct. 28, 2022 • Fertitta Center • Houston



Official Basketball Box Score - Final
UNC Pembroke at Houston
10/28/23 Fertitta Center, Houston, Texas
Houston

Game Time: 3:02 PM
Game Duration: 1:56
Attendance: 6,746

Officials: Antonio Petty, Darron George, Alexander Thompson

UNC Pembroke - 47													
Record: 0-0													
NO.	Name	Min	FG	3P	FT	Rebounds	Fouls	TP	AS	TO	ST	Blocks	
			M-A	M-A	M-A	OR DR TOT	PF					BS BA +/-	
12	Elijah Cobb	F 24:58	1-3	0-1	2-2	1 2 3	4 2 4	0	3	2	1	1	-26
23	Josh Berenbaum	F 17:28	3-6	1-3	0-1	1 1 2	2 2 7	0	2	0	0	0	-14
0	Bradlee Haskell	G 26:02	5-7	1-2	1-2	1 2 3	2 3 12	3	2	1	0	1	-32
1	Nygel Verdier	G 27:23	1-11	0-2	0-0	2 2 4	1 0 2	0	1	0	2	-34	
3	JaJuan Carr	G 26:09	0-6	0-0	1-2	1 0 1	2 2 1	4	5	1	0	2	-37
4	Amare Miller	19:16	3-6	0-0	1-2	3 4 7	4 2 7	0	1	0	1	0	-22
10	Javonte Waverly	14:35	5-6	2-3	0-0	1 2 3	1 1 12	2	2	1	0	0	-6
22	Marvonus Jones	08:05	0-2	0-0	0-0	0 0 0	0 0 0	0	0	0	0	0	-14
2	Dallas Gardiner	10:21	0-4	0-0	0-0	2 2 2	0 0 0	0	1	1	0	0	0
30	Amadou Faye	09:12	0-1	0-0	1-2	0 3 3	1 1 1	1	0	1	0	0	-6
13	Tyreik McCallum	06:03	0-0	0-0	0-0	1 1 1	0 0 0	0	0	0	0	0	-2
11	Will Gray	05:39	0-1	0-0	0-0	0 0 0	0 0 0	0	0	0	0	0	-2
25	Zy McLean	03:19	0-0	0-0	1-2	0 0 0	0 0 1	1	0	0	0	0	-1
35	Peyton Mann	01:31	0-0	0-0	0-0	0 0 0	0 0 0	0	0	0	0	0	1
Team						1 3 4	0	0	1				
Totals			18-53	4-13	7-13	13 20 33	17 14 47	8	18	6	1	9	-39

Shooting By Period		
1st FG%	9-29	31.0%
3PT%	1-7	14.3%
FT%	1-2	50%
2nd FG%	9-24	37.5%
3PT%	3-6	50.0%
FT%	6-11	54.5%
GMFG%	18-53	34.0%
3PT%	4-13	30.8%
FT%	7-13	53.8%

Dead Ball Rebounds: 2, 0

Houston - 86													
Record: 0-0													
NO.	Name	Min	FG	3P	FT	Rebounds	Fouls	TP	AS	TO	ST	Blocks	
			M-A	M-A	M-A	OR DR TOT	PF					BS BA +/-	
5	Ja'Vier Francis	F 16:41	3-7	0-0	4-6	3 3 6	0 3 10	0	1	0	2	0	24
13	J'Wan Roberts	F 18:13	4-7	0-0	3-3	3 5 8	2 3 11	0	2	1	1	0	18
1	Jamal Shead	G 23:15	1-2	0-0	0-0	0 1 1	1 0 2	8	1	3	0	0	27
4	LJ Cryer	G 32:33	7-15	5-11	2-2	0 1 1	1 2 21	2	2	0	2	0	34
21	Emanuel Sharp	G 20:28	3-7	2-5	0-0	1 4 5	4 0 8	2	0	0	0	0	35
25	Joseph Tugler	18:55	5-9	0-0	3-6	7 2 9	1 8 13	0	0	0	4	0	14
3	Ramon Walker Jr.	18:41	1-4	1-2	0-0	1 1 2	2 0 3	1	0	0	0	0	14
23	Terrance Arceneaux	19:10	3-8	1-4	0-0	2 1 3	0 0 7	1	2	2	0	0	19
8	Mylik Wilson	20:58	2-6	0-1	2-2	2 5 7	1 1 6	4	1	1	1	2	18
2	Cedric Lath	04:24	1-1	0-0	0-0	2 1 3	2 0 2	0	0	0	0	0	1
20	Ryan Elvin	04:05	1-2	1-2	0-0	1 1 1	0 0 3	0	0	0	0	0	1
12	Jacob McFarland	02:37	0-0	0-0	0-0	0 1 1	0 0 0	0	0	0	0	0	2
Team						0 0 0	0	0	0	0	0	0	0
Totals			31-68	10-25	14-19	21 26 47	14 17 86	18	7	9	9	1	39

Shooting By Period		
1st FG%	18-34	52.9%
3PT%	7-14	50.0%
FT%	9-9	100%
2nd FG%	13-34	38.2%
3PT%	3-11	27.3%
FT%	5-10	50%
GMFG%	31-68	45.0%
3PT%	10-25	40.0%
FT%	14-19	73.7%

Dead Ball Rebounds: 1, 0

UNC		HOU		Points from Turnovers		Period by Period Scoring	
Biggest lead	0 (1 st 20:00)	Biggest lead	40 (2 nd 1:49)	1st	2nd	TOT	TOT
Best Scoring Run	5 (2 nd 14:17)	18 (2 nd 18:52)	Paint	26	40	66	
Lead Changes	0	0	Second Chance	10	18	28	
Times Tied	0	0	Fast Breaks	9	20	29	
Time with Lead	00:00	39:43	Bench	21	34	55	

#7/6 HOUSTON 84, ULM 31

Monday, Nov. 6, 2022 • Fertitta Center • Houston



Official Basketball Box Score - Final
ULM at Houston
11/06/23 Fertitta Center, Houston, Texas
2023-24 Men's Basketball

Game Time: 7:02 PM
Game Duration: 2:07
Attendance: 6,832

Officials: Marques Pettigrew, Brooks Wells, Bianca Burns

ULM - 31													
Record: 0-1													
NO.	Name	Min	FG	3P	FT	Rebounds	Fouls	TP	AS	TO	ST	Blocks	
			M-A	M-A	M-A	OR DR TOT	PF					BS BA +/-	
4	Nika Melskharishvili	F 30:26	1-7	0-4	2-4	0 4 4	4 5 4	1	6	0	1	1	-45
34	AD Diethold	F 22:09	0-2	0-0	0-2	1 1 2	1 1 0	1	2	0	1	0	-19
1	Savion Gallion	G 22:40	3-6	1-3	1-2	1 2 3	4 2 8	1	3	0	1	0	-35
2	Devon Hancock	G 14:49	1-2	0-0	0-0	1 1 2	2 0 2	0	2	0	0	0	-20
3	Tyreke Lucore	G 27:12	2-8	2-4	1-4	1 3 4	3 3 7	2	1	1	0	2	-35
14	Jerry Ngopot	17:51	2-2	0-0	1-2	2 2 4	1 2 5	1	0	1	0	0	-34
5	Jalen Bolden	06:57	1-3	0-1	0-0	1 0 1	0 0 2	0	3	1	0	0	-5
10	Tyrese Watson	12:12	0-1	0-0	0-0	2 0 2	1 3 0	0	1	0	0	0	-14
13	Makai Willis	09:49	0-2	0-1	0-0	0 0 0	5 1 0	0	0	0	0	0	-8
0	Jacob Wilson	15:51	1-2	0-1	0-1	1 1 2	0 1 2	0	0	0	0	0	-20
11	Kelton Williams	10:56	0-2	0-1	0-0	0 3 3	1 0 0	0	1	0	0	0	-18
15	Patrick McCraney	09:08	0-2	0-1	1-2	0 0 0	0 1 1	1	2	0	0	0	-12
Team						0 3 3	0	0	1	1	2	5	-53
Totals			11-39	3-16	6-17	10 20 30	22 19 31	7	25	4	2	5	-53

Shooting By Period		
1st FG%	6-19	31.6%
3PT%	1-6	16.7%
FT%	1-4	25%
2nd FG%	5-20	25.0%
3PT%	2-10	20.0%
FT%	5-13	38.5%
GMFG%	11-39	28.2%
3PT%	3-16	18.8%
FT%	6-17	35.3%

Dead Ball Rebounds: 3, 0

Houston - 84													
Record: 1-0													
NO.	Name	Min	FG	3P	FT	Rebounds	Fouls	TP	AS	TO	ST	Blocks	
			M-A	M-A	M-A	OR DR TOT	PF					BS BA +/-	
5	Ja'Vier Francis	F 17:44	3-3	0-0	3-4	2 2 4	3 2 9	0	1	2	1	0	28
13	J'Wan Roberts	F 23:01	3-4	0-0	0-0	4 3 7	1 1 6	1	1	2	1	0	40
1	Jamal Shead	G 17:49	2-5	1-2	0-0	3 3 3	2 0 5	8	3	4	0	1	35
4	LJ Cryer	G 29:53	3-13	1-9	2-2	1 1 2	2 2 9	2	1	1	0	0	36
21	Emanuel Sharp	G 20:56	5-9	4-8	6-8	0 0 0	1 5 20	0	1	0	0	0	31
8	Mylik Wilson	16:52	0-5	0-3	2-2	2 2 4	2 2 4	1	2	2	2	0	14
11	Damian Dunn	17:36	5-8	3-5	5-9	2 1 3	1 6 18	0	1	1	0	1	26
25	Joseph Tugler	12:25	1-2	0-0	0-0	4 2 6	3 1 2	1	1	0	0	0	11
23	Terrance Arceneaux	19:25	2-6	0-3	1-2	1 3 4	1 1 5	1	0	3	0	0	14
3	Ramon Walker Jr.	16:36	1-3	1-2	2-2	4 3 7	2 2 5	2	0	0	0	0	23
20	Ryan Elvin	04:45	1-3	1-3	0-0	0 0 0	0 0 0	3	0	0	0	0	4
2	Cedric Lath	02:58	0-0	0-0	0-0	0 0 0	0 0 0	0	0	0	0	0	3
Team						0 6 6	0	0	0	0	0	0	0
Totals			26-61	11-35	21-29	20 26 46	19 22 84	19	10	15	5	2	53

Shooting By Period		
1st FG%	6-16	37.5%
3PT%	1-3	33.3%
FT%	10-13	76.9%
2nd FG%	15-35	42.9%
3PT%	5-19	26.3%
FT%	11-16	68.8%
GMFG%	26-61	42.6%
3PT%	11-35	31.4%
FT%	21-29	72.4%

Dead Ball Rebounds: 3, 0

ULM		HOU		Points from Turnovers		Period by Period Scoring	
Biggest lead	1 (1 st 16:25)	Biggest lead	54 (2 nd 1:03)	1st	2nd	TOT	TOT
Best Scoring Run	3 (1 st 8:20)	14 (1 st 10:01)	Paint	16	28	44	
Lead Changes	2	2	Second Chance	9	11	20	
Times Tied	0	0	Fast Breaks	2	13	15	
Time with Lead	00:23	37:50	Bench	10	35	45	

#7/6 HOUSTON 82, TEXAS A&M-CORPUS CHRISTI 50

Saturday, Nov. 11, 2022 • Fertitta Center • Houston



Official Basketball Box Score - Final
A&M-Corpus Christi at Houston
11/11/23 Fertitta Center, Houston, Texas
2023-24 Houston Cougars Basketball

Game Time: 1:32 PM
Game Duration: 2:05
Attendance: 7,145

Officials: Gary Maxwell, Antonio Petty, Amy Bonner

A&M-Corpus Christi - 50												
Record: 1-1												
NO.	Name	Min	FG	3P	FT	Rebounds	Fouls	TP	AS	TO	ST	Blocks
			M-A	M-A	M-A	OR DR TOT	PF					BS BA

#6/6 HOUSTON 65, TOWSON 49

Shriners Children's Charleston Classic • First Round
Thursday, Nov. 16, 2022 • TD Arena • Charleston, S.C.

#6/6 HOUSTON 76, UTAH 66

Shriners Children's Charleston Classic • Semifinals
Friday, Nov. 17, 2022 • TD Arena • Charleston, S.C.

Official Basketball Box Score - Final
Houston at Towson
11/16/23 TD Arena, Charleston, SC
Houston vs. Towson
Game Time: 6:30 PM
Game Duration: 2:03
Officials: Ron Groover, Antonio Petty, Tyler Kump

Houston - 65													Record: 4-0												
NO. Name	Min	FG	3P	FT	Rebounds	Fouls	TP	AS	TO	ST	Blocks	+/-	1st FG%	2nd FG%	3P%	FT%	GM FG%	3PT%	FT%	Dead Ball Rebounds: 2					
		M/A	M/A	M/A	OR DR TOT	PF	FD				BS BA														
5 Ja'Vier Francis	23:29	5-6	0-0	0-0	1 2 3	3	0	10	1	1	0	0	32	1st FG% 12-28 42.9%	3PT% 5-11 45.5%	FT% 8-8 100%	2nd FG% 12-30 40.0%	3PT% 2-6 33.3%	FT% 2-6 33.3%	GM FG% 24-58 41.4%	3PT% 7-17 41.2%	FT% 10-14 71.4%			
13 J'Wan Roberts	21:48	2-3	0-0	1-3	1 0 1	1	2	5	1	2	0	1	32	1st FG% 5-20 25.0%	3PT% 1-7 14.3%	FT% 6-9 66.7%	2nd FG% 11-22 50.0%	3PT% 3-9 33.3%	FT% 3-9 33.3%	GM FG% 16-42 38.1%	3PT% 4-15 26.7%	FT% 13-25 52.0%			
1 Jamal Shead	24:10	4-6	0-1	1-1	2 2 4	2	1	9	8	1	2	0	24	1st FG% 5-20 25.0%	3PT% 1-7 14.3%	FT% 6-9 66.7%	2nd FG% 11-22 50.0%	3PT% 3-9 33.3%	FT% 3-9 33.3%	GM FG% 16-42 38.1%	3PT% 4-15 26.7%	FT% 13-25 52.0%			
4 LJ Cryer	26:11	6-14	3-7	3-3	2 1 3	3	4	18	2	0	1	0	21	1st FG% 5-20 25.0%	3PT% 1-7 14.3%	FT% 6-9 66.7%	2nd FG% 11-22 50.0%	3PT% 3-9 33.3%	FT% 3-9 33.3%	GM FG% 16-42 38.1%	3PT% 4-15 26.7%	FT% 13-25 52.0%			
11 Damian Dunn	24:08	0-8	0-2	0-0	0 1 1	0	0	0	1	2	2	0	-2	1st FG% 5-20 25.0%	3PT% 1-7 14.3%	FT% 6-9 66.7%	2nd FG% 11-22 50.0%	3PT% 3-9 33.3%	FT% 3-9 33.3%	GM FG% 16-42 38.1%	3PT% 4-15 26.7%	FT% 13-25 52.0%			
8 Mylik Wilson	21:01	1-6	0-0	0-0	0 1 1	1	1	2	0	0	1	1	-8	1st FG% 5-20 25.0%	3PT% 1-7 14.3%	FT% 6-9 66.7%	2nd FG% 11-22 50.0%	3PT% 3-9 33.3%	FT% 3-9 33.3%	GM FG% 16-42 38.1%	3PT% 4-15 26.7%	FT% 13-25 52.0%			
25 Joseph Tugler	16:01	0-1	0-0	0-0	2 1 3	4	3	0	0	0	0	0	7	1st FG% 5-20 25.0%	3PT% 1-7 14.3%	FT% 6-9 66.7%	2nd FG% 11-22 50.0%	3PT% 3-9 33.3%	FT% 3-9 33.3%	GM FG% 16-42 38.1%	3PT% 4-15 26.7%	FT% 13-25 52.0%			
21 Emmanuel Sharp	18:12	4-7	3-5	3-3	0 3 3	2	1	14	0	1	0	0	22	1st FG% 5-20 25.0%	3PT% 1-7 14.3%	FT% 6-9 66.7%	2nd FG% 11-22 50.0%	3PT% 3-9 33.3%	FT% 3-9 33.3%	GM FG% 16-42 38.1%	3PT% 4-15 26.7%	FT% 13-25 52.0%			
23 Terrance Arceneaux	17:05	2-5	1-2	2-4	0 1 1	1	2	7	0	0	0	0	3	1st FG% 5-20 25.0%	3PT% 1-7 14.3%	FT% 6-9 66.7%	2nd FG% 11-22 50.0%	3PT% 3-9 33.3%	FT% 3-9 33.3%	GM FG% 16-42 38.1%	3PT% 4-15 26.7%	FT% 13-25 52.0%			
3 Ramon Walker Jr.	06:18	0-2	0-0	0-0	2 2 4	0	0	0	1	0	0	0	-9	1st FG% 5-20 25.0%	3PT% 1-7 14.3%	FT% 6-9 66.7%	2nd FG% 11-22 50.0%	3PT% 3-9 33.3%	FT% 3-9 33.3%	GM FG% 16-42 38.1%	3PT% 4-15 26.7%	FT% 13-25 52.0%			
2 Cedric Lath	01:37	0-0	0-0	0-0	0 0 0	1	0	0	0	0	0	0	-2	1st FG% 5-20 25.0%	3PT% 1-7 14.3%	FT% 6-9 66.7%	2nd FG% 11-22 50.0%	3PT% 3-9 33.3%	FT% 3-9 33.3%	GM FG% 16-42 38.1%	3PT% 4-15 26.7%	FT% 13-25 52.0%			
Team					0 4 4	0	0	0	1	0	0	0													
Totals	24:58	7-17	10-14	10-28	38	24	14	65	13	9	6	2	16	1st FG% 12-28 42.9%	3PT% 5-11 45.5%	FT% 8-8 100%	2nd FG% 12-30 40.0%	3PT% 2-6 33.3%	FT% 2-6 33.3%	GM FG% 24-58 41.4%	3PT% 7-17 41.2%	FT% 10-14 71.4%			

Official Basketball Box Score - Final
Houston at Utah
11/17/23 TD Arena, Charleston, SC
Houston vs. Utah
Game Time: 4:30 PM
Game Duration: 2:05
Officials: Gerry Pollard, Ted Valentine, Job Hartness

Houston - 76													Record: 5-0												
NO. Name	Min	FG	3P	FT	Rebounds	Fouls	TP	AS	TO	ST	Blocks	+/-	1st FG%	2nd FG%	3P%	FT%	GM FG%	3PT%	FT%	Dead Ball Rebounds: 7					
		M/A	M/A	M/A	OR DR TOT	PF	FD				BS BA														
5 Ja'Vier Francis	14:53	0-0	0-0	0-0	1 2 3	3	1	1	0	2	1	0	-2	1st FG% 15-36 41.7%	3PT% 4-14 28.6%	FT% 5-8 62.5%	2nd FG% 13-26 50.0%	3PT% 4-10 40.0%	FT% 7-16 43.8%	GM FG% 28-62 45.2%	3PT% 8-24 33.3%	FT% 12-24 50.0%			
13 J'Wan Roberts	26:21	5-6	0-0	0-0	3 4 7	2	4	13	1	0	1	0	9	1st FG% 5-20 25.0%	3PT% 1-7 14.3%	FT% 6-9 66.7%	2nd FG% 11-22 50.0%	3PT% 3-9 33.3%	FT% 3-9 33.3%	GM FG% 16-42 38.1%	3PT% 4-15 26.7%	FT% 13-25 52.0%			
1 Jamal Shead	26:21	5-6	0-0	0-0	3 4 7	2	4	13	1	0	1	0	9	1st FG% 5-20 25.0%	3PT% 1-7 14.3%	FT% 6-9 66.7%	2nd FG% 11-22 50.0%	3PT% 3-9 33.3%	FT% 3-9 33.3%	GM FG% 16-42 38.1%	3PT% 4-15 26.7%	FT% 13-25 52.0%			
4 LJ Cryer	26:11	6-14	3-7	3-3	2 1 3	3	4	18	2	0	1	0	21	1st FG% 5-20 25.0%	3PT% 1-7 14.3%	FT% 6-9 66.7%	2nd FG% 11-22 50.0%	3PT% 3-9 33.3%	FT% 3-9 33.3%	GM FG% 16-42 38.1%	3PT% 4-15 26.7%	FT% 13-25 52.0%			
11 Damian Dunn	24:08	0-8	0-2	0-0	0 1 1	0	0	0	1	2	2	0	-2	1st FG% 5-20 25.0%	3PT% 1-7 14.3%	FT% 6-9 66.7%	2nd FG% 11-22 50.0%	3PT% 3-9 33.3%	FT% 3-9 33.3%	GM FG% 16-42 38.1%	3PT% 4-15 26.7%	FT% 13-25 52.0%			
8 Mylik Wilson	21:01	1-6	0-0	0-0	0 1 1	1	1	2	0	0	1	1	-8	1st FG% 5-20 25.0%	3PT% 1-7 14.3%	FT% 6-9 66.7%	2nd FG% 11-22 50.0%	3PT% 3-9 33.3%	FT% 3-9 33.3%	GM FG% 16-42 38.1%	3PT% 4-15 26.7%	FT% 13-25 52.0%			
21 Emmanuel Sharp	16:01	0-1	0-0	0-0	2 1 3	4	3	0	0	0	0	0	7	1st FG% 5-20 25.0%	3PT% 1-7 14.3%	FT% 6-9 66.7%	2nd FG% 11-22 50.0%	3PT% 3-9 33.3%	FT% 3-9 33.3%	GM FG% 16-42 38.1%	3PT% 4-15 26.7%	FT% 13-25 52.0%			
25 Joseph Tugler	18:12	4-7	3-5	3-3	0 3 3	2	1	14	0	1	0	0	22	1st FG% 5-20 25.0%	3PT% 1-7 14.3%	FT% 6-9 66.7%	2nd FG% 11-22 50.0%	3PT% 3-9 33.3%	FT% 3-9 33.3%	GM FG% 16-42 38.1%	3PT% 4-15 26.7%	FT% 13-25 52.0%			
23 Terrance Arceneaux	17:05	2-5	1-2	2-4	0 1 1	1	2	7	0	0	0	0	3	1st FG% 5-20 25.0%	3PT% 1-7 14.3%	FT% 6-9 66.7%	2nd FG% 11-22 50.0%	3PT% 3-9 33.3%	FT% 3-9 33.3%	GM FG% 16-42 38.1%	3PT% 4-15 26.7%	FT% 13-25 52.0%			
3 Ramon Walker Jr.	06:18	0-2	0-0	0-0	2 2 4	0	0	0	1	0	0	0	-9	1st FG% 5-20 25.0%	3PT% 1-7 14.3%	FT% 6-9 66.7%	2nd FG% 11-22 50.0%	3PT% 3-9 33.3%	FT% 3-9 33.3%	GM FG% 16-42 38.1%	3PT% 4-15 26.7%	FT% 13-25 52.0%			
2 Cedric Lath	01:37	0-0	0-0	0-0	0 0 0	1	0	0	0	0	0	0	-2	1st FG% 5-20 25.0%	3PT% 1-7 14.3%	FT% 6-9 66.7%	2nd FG% 11-22 50.0%	3PT% 3-9 33.3%	FT% 3-9 33.3%	GM FG% 16-42 38.1%	3PT% 4-15 26.7%	FT% 13-25 52.0%			
Team					0 0 0	0	0	0	0	0	0	0													
Totals	28:62	8-24	12-24	12-27	39	21	15	76	12	7	10	3	10	1st FG% 15-36 41.7%	3PT% 4-14 28.6%	FT% 5-8 62.5%	2nd FG% 13-26 50.0%	3PT% 4-10 40.0%	FT% 7-16 43.8%	GM FG% 28-62 45.2%	3PT% 8-24 33.3%	FT% 12-24 50.0%			

Towson - 49													Record: 2-2												
NO. Name	Min	FG	3P	FT	Rebounds	Fouls	TP	AS	TO	ST	Blocks	+/-	1st FG%	2nd FG%	3P%	FT%	GM FG%	3PT%	FT%	Dead Ball Rebounds: 4					
		M/A	M/A	M/A	OR DR TOT	PF	FD				BS BA														
25 Messiah Jones	20:45	3-3	2-2	1-2	2 0 2	3	2	9	0	1	0	0	-5	1st FG% 5-20 25.0%	3PT% 1-7 14.3%	FT% 6-9 66.7%	2nd FG% 11-22 50.0%	3PT% 3-9 33.3%	FT% 3-9 33.3%	GM FG% 16-42 38.1%	3PT% 4-15 26.7%	FT% 13-25 52.0%			
32 Charles Thompson	06:50	1-3	0-0	0-0	0 9 9	3	7	8	3	2	0	0	-19	1st FG% 5-20 25.0%	3PT% 1-7 14.3%	FT% 6-9 66.7%	2nd FG% 11-22 50.0%	3PT% 3-9 33.3%	FT% 3-9 33.3%	GM FG% 16-42 38.1%	3PT% 4-15 26.7%	FT% 13-25 52.0%			
5 Christian May	31:17	4-11	2-6	0-2	0 0 0	1	2	10	0	0	1	0	-19	1st FG% 5-20 25.0%	3PT% 1-7 14.3%	FT% 6-9 66.7%	2nd FG% 11-22 50.0%	3PT% 3-9 33.3%	FT% 3-9 33.3%	GM FG% 16-42 38.1%	3PT% 4-15 26.7%	FT% 13-25 52.0%			
10 Rashid Hicks	23:40	0-5	0-2	2-2	0 1 1	2	2	1	1	1	0	1	-7	1st FG% 5-20 25.0%	3PT% 1-7 14.3%	FT% 6-9 66.7%	2nd FG% 11-22 50.0%	3PT% 3-9 33.3%	FT% 3-9 33.3%	GM FG% 16-42 38.1%	3PT% 4-15 26.7%	FT% 13-25 52.0%			
15 Tyler Tejada	24:12	2-8	0-3	2-2	0 6 6	2	1	6	0	0	1	0	-18	1st FG% 5-20 25.0%	3PT% 1-7 14.3%	FT% 6-9 66.7%	2nd FG% 11-22 50.0%	3PT% 3-9 33.3%	FT% 3-9 33.3%	GM FG% 16-42 38.1%	3PT% 4-15 26.7%	FT% 13-25 52.0%			
11 Tomiwa Sulaiman	08:21	2-2	0-0	0-0	1 0 1	1	1	4	0	0	0	0	-12	1st FG% 5-20 25.0%	3PT% 1-7 14.3%	FT% 6-9 66.7%	2nd FG% 11-22 50.0%	3PT% 3-9 33.3%	FT% 3-9 33.3%	GM FG% 16-42 38.1%	3PT% 4-15 26.7%	FT% 13-25 52.0%			
4 Dylan Williamson	19:21	0-5	0-2	0-0	0 0 0	0	0	0	4	2	0	0	-7	1st FG% 5-20 25.0%	3PT% 1-7 14.3%	FT% 6-9 66.7%	2nd FG% 11-22 50.0%	3PT% 3-9 33.3%	FT% 3-9 33.3%	GM FG% 16-42 38.1%	3PT% 4-15 26.7%	FT% 13-25 52.0%			
11 Mekhi Lowery	19:03	3-3	0-0	1-4	1 4 5	0	3	7	1	0	1	0	5	1st FG% 5-20 25.0%	3PT% 1-7 14.3%	FT% 6-9 66.7%	2nd FG% 11-22 50.0%	3PT% 3-9 33.3%	FT% 3-9 33.3%	GM FG% 16-42 38.1%	3PT% 4-15 26.7%	FT% 13-25 52.0%			
14 Chase Paar	13:10	1-1	0-0	1-2	0 2 2	1	0	3	1	2	0	0	-4	1st FG% 5-20 25.0%	3PT% 1-7 14.3%	FT% 6-9 66.7%	2nd FG% 11-22 50.0%	3PT% 3-9 33.3%	FT% 3-9 33.3%	GM FG% 16-42 38.1%	3PT% 4-15 26.7%	FT% 13-25 52.0%			
3 Tyler Coleman	13:21	0-1	0-0	0-3	1 1 2	1	2	0	0	0	0	0	-1	1st FG% 5-20 25.0%	3PT% 1-7 14.3%	FT% 6-9 66.7%	2nd FG% 11-22 50.0%	3PT% 3-9 33.3%	FT% 3-9 33.3%	GM FG% 16-42 38.1%	3PT% 4-15 26.7%	FT% 13-25 52.0%			
Team					0 3 3	0	0	0	2	0	0	0													
Totals	16:42	4-15	13-25	5-26	31	14	20	49	10	10	4	1	-16	1st FG% 5-20 25.0%	3PT% 1-7 14.3%	FT% 6-9 66.7%	2nd FG% 11-22 50.0%	3PT% 3-9 33.3%	FT% 3-9 33.3%	GM FG% 16-42 38.1%	3PT% 4-15 26.7%				

#6/5 HOUSTON 66, XAVIER 60

BIG EAST-Big 12 Battle

Friday, Dec. 1, 2023 • Cintas Center • Cincinnati

#3/2 HOUSTON vs. RICE

Wednesday, Dec. 6, 2023 • Fertitta Center • Houston

Official Basketball Box Score - Final
Houston at Xavier
12/01/23 Cintas Center, Cincinnati
2023-24 Men's Basketball

Game Time: 6:30 PM
Game Duration: 2:20
Attendance: 10,472

Officials: Mike Roberts, Kipp Kissinger, Lee Cassell

Houston - 66		Record: 8-0										Shooting By Period					
NO.	Name	Min	FG	3P	FT	Rebounds	Fouls	TP	AS	TO	ST	Blocks	BS	BA	+/-		
			M/A	M/A	M/A	OR	DR	TOT	PF	FD							
5	Ja'Vier Francis	F 22:54	0-2	0-0	0-3	2	5	7	4	2	0	1	3	0	3	1	9
13	J'Wan Roberts	F 31:06	3-7	0-0	3-4	5	7	12	3	3	9	2	3	1	2	1	9
4	Jamal Shead	G 28:11	4-12	1-3	4-4	2	1	3	4	4	13	4	2	2	1	2	15
4	LJ Cryer	G 38:08	8-16	5-12	2-2	0	2	4	2	1	23	0	1	0	0	0	0
21	Emanuel Sharp	G 36:20	2-12	1-6	5-6	0	4	2	1	8	10	4	0	3	0	2	14
25	Joseph Tugler	G 12:39	3-4	0-0	0-0	3	3	6	5	0	6	0	1	1	2	1	32
11	Damian Dunn	G 14:03	0-5	0-1	3-6	0	2	2	1	5	3	0	0	0	0	0	-15
23	Terrance Arceneaux	G 13:21	1-3	0-0	0-0	0	0	0	3	2	0	0	0	0	1	1	-4
3	Ramon Walker Jr.	G 01:34	0-0	0-0	0-0	0	0	0	0	2	0	0	0	0	0	0	-2
8	Mylik Wilson	G 01:44	0-0	0-0	0-0	0	0	0	1	0	0	0	0	0	0	0	-2
Team						2	1	3			0		1				
Totals			21-61	7-22	17-25	14	25	39	27	23	66	11	11	8	9	8	6

Official Basketball Box Score - Final
Rice at Houston
12/06/23 Fertitta Center, Houston, Texas
2023-24 Men's Basketball

Game Time: 7:02 PM
Game Duration: 1:52
Attendance: 7,159

Officials: Keith Kimble, Kelly Self, Christopher Merlo

Rice - 39		Record: 3-6										Shooting By Period					
NO.	Name	Min	FG	3P	FT	Rebounds	Fouls	TP	AS	TO	ST	Blocks	BS	BA	+/-		
			M/A	M/A	M/A	OR	DR	TOT	PF	FD							
15	Max Fiedler	F 20:21	2-2	0-0	2-3	0	1	1	5	3	6	2	6	0	0	-26	
24	Keanu Dawes	F 26:40	2-6	1-3	2-2	2	3	5	1	1	7	1	2	1	0	-31	
2	Mekhi Mason	G 21:22	1-7	1-2	0-0	1	5	6	0	3	3	0	3	0	0	-3	
3	Travis Evee	G 31:37	1-12	1-8	0-0	0	1	1	0	2	3	2	2	1	0	-27	
23	Alem Huseinovic	G 25:28	4-7	2-5	0-0	0	2	2	0	3	10	0	3	2	0	-24	
13	Andrew Akuchie	18:58	1-3	0-1	2-3	1	2	3	0	4	0	1	1	1	0	-14	
0	Sam Alajiki	18:58	0-1	0-1	0-0	0	1	1	0	0	1	0	0	0	0	-10	
4	Anthony Selden	19:53	2-3	0-0	1-2	1	3	4	1	5	0	3	1	1	0	-25	
21	Gabe Warren	08:04	0-2	0-1	0-0	0	0	0	0	0	0	1	0	0	0	-3	
11	Ifeanyi Ufochukwu	03:19	0-0	0-0	1-3	0	0	0	0	2	1	0	0	0	0	0	
12	Camp Wagner	03:19	0-2	0-0	0-0	0	0	0	0	0	0	0	0	0	0	0	
22	Jackson Peakes	02:01	0-0	0-0	0-0	2	2	4	0	0	0	0	0	0	0	0	
Team						2	2	4			0		1				
Totals			19-45	5-21	8-13	9	20	29	11	18	39	7	21	7	1	5	-36

Official Basketball Box Score - Final
Xavier - 60

Record: 4-4

Technical Fouls: Coach 2nd 13:46

NO.	Name	Min	FG	3P	FT	Rebounds	Fouls	TP	AS	TO	ST	Blocks	BS	BA	+/-		
21	Sasa Ciani	F 19:13	1-1	0-0	2-2	0	3	3	3	4	0	2	0	0	-10		
50	Gylis Nemeksa	F 26:19	2-8	0-1	0-1	3	5	8	2	4	1	2	0	2	-5		
1	Desmond Claude	G 37:32	3-13	0-5	8-12	1	4	5	6	14	2	2	0	1	-5		
8	Quincy Olivari	G 35:11	5-10	4-7	3-4	0	3	3	1	5	17	4	0	1	-15		
20	Davynon McKnight	G 28:10	3-12	0-3	1-2	2	4	6	4	2	7	3	3	1	0		
24	Abou Ousmane	23:05	4-8	0-0	0-2	4	4	4	3	8	2	2	3	2	0	4	
3	Dailyn Swain	26:39	0-2	0-0	6-6	0	4	2	4	6	2	3	0	2	1	6	
17	Lazar Djokovic	03:51	0-1	0-0	0-1	2	0	2	1	0	1	0	0	0	-5		
Team						3	4	7			0		2				
Totals			18-55	4-16	20-30	15	27	42	23	26	60	13	17	7	8	9	-6

Official Basketball Box Score - Final
Houston - 75

Record: 9-0

Technical Fouls: NONE

NO.	Name	Min	FG	3P	FT	Rebounds	Fouls	TP	AS	TO	ST	Blocks	BS	BA	+/-		
5	Ja'Vier Francis	F 18:31	4-8	0-0	2-4	2	0	2	1	3	10	0	1	2	1	18	
13	J'Wan Roberts	F 19:46	2-4	0-0	0-0	2	4	6	1	0	4	2	0	1	1	19	
1	Jamal Shead	G 28:18	2-5	1-1	0-0	1	3	4	0	0	5	8	1	2	0	32	
4	LJ Cryer	G 23:39	5-11	5-10	0-0	0	2	2	2	0	15	2	0	1	0	23	
21	Emanuel Sharp	G 17:23	4-8	2-6	2-2	1	3	4	1	2	12	3	2	1	0	24	
8	Mylik Wilson	15:43	1-3	0-0	0-0	1	4	5	2	1	2	1	1	1	0	6	
11	Damian Dunn	24:11	5-11	0-3	0-0	1	2	3	2	1	10	0	0	1	0	17	
25	Joseph Tugler	13:47	3-3	0-0	1-2	2	0	2	3	1	7	0	3	4	1	19	
23	Terrance Arceneaux	23:14	3-9	0-2	0-0	4	5	9	2	1	6	1	1	0	1	16	
3	Ramon Walker Jr.	10:08	1-2	0-0	0-1	1	2	3	0	2	2	0	0	0	0	6	
2	Cedric Lath	04:43	0-1	0-0	0-0	2	0	2	4	0	0	0	0	0	0	0	
20	Ryan Elvin	02:38	1-1	0-0	0-0	0	0	0	0	0	2	0	0	0	0	0	
Team						0	1	1			0		1				
Totals			31-66	8-22	5-9	17	26	43	18	11	75	17	11	13	5	1	36

Points from Turnovers: Hou 13, Xavier 13

Period by Period Scoring

1st	2nd	TOT
Hou 36	Xav 30	66

Points from Turnovers: RICE 8, HOU 26

Period by Period Scoring

1st	2nd	TOT
RICE 18	HOU 21	39

#3/2 HOUSTON 89, JACKSON STATE 55

Saturday, Dec. 9, 2023 • Fertitta Center • Houston

#4/3 HOUSTON 70, rv/rv TEXAS A&M 66

The Halal Guys Showcase

Saturday, Dec. 16, 2023 • Toyota Center • Houston

Official Basketball Box Score - Final
Houston St. at Houston
12/09/23 Fertitta Center, Houston, Texas
2023-24 Men's Basketball

Game Time: 3:02 PM
Game Duration: 2:11
Attendance: 7,122

Officials: Gary Maxwell, Randal Arsen, Blake Harris

Jackson St. - 55		Record: 2-7										Shooting By Period					
NO.	Name	Min	FG	3P	FT	Rebounds	Fouls	TP	AS	TO	ST	Blocks	BS	BA	+/-		
			M/A	M/A	M/A	OR	DR	TOT	PF	FD							
1	Zeko Cook	F 26:17	2-4	0-0	1-3	1	3	4	5	1	3	0	0	0	-22		
23	Jordan O'Neal	F 29:18	3-5	0-1	1-4	3	5	8	3	7	1	4	0	2	1	-26	
2	Ken Evans	G 28:47	3-9	0-4	0-1	2	2	4	2	6	6	0	1	1	-29		
4	Collie Young	G 31:35	3-5	3-5	4-5	0	2	2	1	4	13	0	0	0	-28		
10	Chase Adams	G 19:24	0-2	0-1	0-0	2	1	3	1	1	0	1	2	0	-16		
3	Jayme Mitchell	18:25	3-7	2-4	1-4	1	2	3	1	2	9	0	0	1	0	-16	
22	Jalani Bell	08:41	3-5	1-3	1-2	0	1	1	1	8	0	0	0	1	0	-8	
32	Treyon Johnson	10:45	0-0	0-0	0-0	1	1	2	0	0	0	0	0	0	-9		
5	Keivon Hunt	15:20	0-2	0-1	6-6	0	0	0	2	3	6	3	7	3	0	-6	
0	Kejuan Johnson	05:44	0-1	0-1	0-0	0	0	0	0	0	2	0	2	0	-4		
11	Keionte Cornelius	05:44	0-0	0-0	1-2	0	0	0	1	1	0	1	0	0	-4		
Team						1	0	1			0		1				
Totals			17-40	6-20	15-27	8	17	25	22	19	55	10	24	6	5	3	-34

Official Basketball Box Score - Final
Texas A&M at Houston
12/16/23 Toyota Center, Houston, Texas
2023-24 Men's Basketball

Game Time: 1:31 PM
Game Duration: 2:12
Attendance: 12,152

Officials: Doug Simons, Bart Lenox, Byron Jambert

Texas A&M - 66		Record: 7-4										Shooting By Period				
NO.	Name	Min	FG	3P	FT	Rebounds	Fouls	TP	AS	TO	ST	Blocks	BS	BA	+/-	
			M/A	M/A	M/A	OR	DR	TOT	PF	FD						
10	Wildens Leveque	F 09:43	0-0	0-0	0-0	0	1	1	2	0	0	1	1	0	0	-6
15	Henry Coleman III	F 36:36	2-7	0-1	2-5	3	9	12	2	4	6	2	1	2	0	3
0	Jace Carter	G 32:23	3-11	1-7	0-0	0	2	1	3	1	0	7	1	2	0	3
2	Hayden Heffner	G 20:02	2-2	2-2	1-2	0	2	2	0	1	7	1	2	0	1	-1
4	Wade Taylor IV	G 34:24	10-22	6-14	8-9	1	2	3	6	34	4	3	3	0	2	10

#3/3 HOUSTON 72, TEXAS STATE 37

Thursday, Dec. 21, 2023 • Fertitta Center • Houston

													Official Basketball Box Score - Final Texas St. at Houston 12/21/23 Fertitta Center, Houston, Texas 2023-24 Houston Cougars Basketball													Game Time: 7:02 PM Game Duration: 2:06 Attendance: 7,231												
Texas St. - 37													Record: 6-6													Officials: Gary Maxwell, Rick Crawford, James Duke												
NO. Name	Min	FG	3P	FT	Rebounds	Fouls	TP	AS	TO	ST	Blocks	+/-	Shooting By Period																									
24 Brandon Lowe	F 32:07	1-5	0-0	3-4	2	3	5	2	5	0	4	2	0	1	-27	1st FG% 7-20 35.0%																						
30 Christian Turner	F 27:30	2-4	0-0	1	7	8	1	2	4	1	2	0	0	0	-23	3PT% 2-6 33.3%																						
0 Dylan Dawson	G 26:46	1-8	1-6	1-3	1	2	3	1	4	4	2	2	0	0	2	-33	FT% 2-2 100%																					
5 Jordan Mason	G 29:34	3-7	0-1	0-2	1	1	2	4	2	6	1	4	2	1	-31	2nd FG% 6-25 24.0%																						
11 Kaden Gumbs	G 31:24	2-7	0-1	3-4	0	2	2	0	3	7	2	8	0	0	2	-32	3PT% 0-9 0.0%																					
22 Joshua O'Garro	02:17	0-0	0-0	0-0	2	2	2	1	0	0	0	1	0	0	0	-1	GM FG% 13-45 28.9%																					
22 Coleton Benson	10:00	0-4	0-2	0-0	2	2	0	0	0	0	0	0	0	0	0	-9	FT% 7-15 46.7%																					
15 Elijah Tate	11:40	1-5	0-2	0-0	0	0	0	4	0	2	0	0	0	0	0	-1	FT% 9-17 52.9%																					
25 Chris Nix	18:55	2-2	0-0	0-0	2	3	5	2	1	4	1	3	1	2	0	-9	Dead Ball Rebounds: 4, 0																					
2 Dontae Horne	11:10	1-3	1-3	2-4	0	0	0	1	2	5	1	1	0	0	0	-9																						
Team					5	5	10			0	2																											
Totals		13-45	2-15	9-17	12	27	39	19	16	37	8	27	6	3	8	-35																						

#3/3 HOUSTON 81, PENN 42

Saturday, Dec. 30, 2023 • Fertitta Center • Houston

													Official Basketball Box Score - Final Penn at Houston 12/30/23 Fertitta Center, Houston, Texas 2023-24 Men's Basketball													Game Time: 6:02 PM Game Duration: 1:53 Attendance: 7,216												
Penn - 42													Record: 8-6													Officials: Doug Simmons, Brooks Wells, Randal Anders												
NO. Name	Min	FG	3P	FT	Rebounds	Fouls	TP	AS	TO	ST	Blocks	+/-	Shooting By Period																									
13 Nick Spinoso	C 25:46	4-5	0-0	0-0	2	2	4	2	1	8	1	7	0	0	1	-27	1st FG% 5-23 21.7%																					
0 Clark Slajchert	G 06:07	0-1	0-0	0-0	0	0	0	0	0	0	0	0	0	0	0	-14	3PT% 4-16 25.0%																					
4 Tyler Perkins	G 25:01	3-10	2-6	2-3	0	1	1	1	6	10	1	1	3	0	0	-24	FT% 3-4 75%																					
11 Sam Brown	G 31:22	2-6	2-6	0-0	0	2	2	3	2	6	0	3	0	0	0	-25	2nd FG% 9-22 40.9%																					
40 George Smith	G 22:57	0-2	0-2	2-4	1	3	4	2	3	2	2	1	2	0	0	-17	3PT% 3-10 30.0%																					
15 Andrew Laczowski	24:14	2-6	0-2	0-0	2	3	5	2	0	4	2	2	1	0	0	-24	FT% 4-7 57.1%																					
5 Cam Thrower	10:16	0-2	0-2	0-0	2	2	1	0	0	0	0	1	0	0	0	-12	GM FG% 14-45 31.1%																					
3 Johnnie Walter	05:15	0-0	0-0	0-0	0	1	1	0	0	0	0	0	0	0	0	-10	FT% 7-26 26.9%																					
35 Niklas Polonowski	13:47	2-5	2-4	0-0	0	0	0	0	0	0	0	0	0	0	0	-20	FT% 7-11 63.6%																					
24 Reese McMullen	21:24	1-7	1-4	0-0	2	3	3	1	3	3	1	1	0	0	0	-9	Dead Ball Rebounds: 2, 0																					
10 Ed Holland III	09:17	0-1	0-0	0-0	1	1	1	1	2	3	0	0	0	0	0	-10																						
25 Augustus Gerhart	04:34	0-0	0-0	0-0	0	0	0	0	0	0	0	0	0	0	0	-3																						
Team					2	1	3			0	1																											
Totals		14-45	7-26	7-11	10	18	28	15	15	42	7	22	6	0	5	-39																						

Houston - 81													Record: 13-0													Technical Fouls: NONE												
NO. Name	Min	FG	3P	FT	Rebounds	Fouls	TP	AS	TO	ST	Blocks	+/-	Shooting By Period																									
5 Ja'Vier Francis	F 19:44	3-8	0-0	0-0	5	4	9	2	2	6	0	2	1	2	0	21	1st FG% 15-33 45.5%																					
25 Joseph Tugler	F 21:08	5-7	0-0	3-6	3	4	7	3	4	13	1	0	2	0	19	3PT% 4-9 44.4%																						
1 Jamal Shead	G 26:38	6-8	2-3	0-0	1	3	4	0	0	14	4	1	3	0	0	22	FT% 5-8 62.5%																					
4 LJ Cryer	G 30:09	7-13	2-3	0-2	1	2	0	2	16	4	1	1	0	0	33	2nd FG% 17-33 51.5%																						
21 Emanuel Sharp	G 27:57	5-10	2-5	0-0	2	2	4	3	1	12	1	1	0	0	25	GM FG% 26-60 43.3%																						
3 Ramon Walker Jr.	24:19	0-2	0-0	3-6	3	6	3	1	0	1	0	2	0	0	25	FT% 3-7 42.9%																						
11 Damian Dunn	20:44	4-11	1-2	2-2	4	4	6	4	1	4	0	2	3	0	22	FT% 5-8 62.5%																						
8 Mylik Wilson	22:45	2-6	0-0	4-4	1	0	1	0	2	8	1	0	1	1	24	GM FG% 32-66 48.5%																						
2 Cedric Lath	03:52	0-0	0-0	1-2	1	0	1	0	1	0	0	0	0	0	4	3PT% 7-16 43.8%																						
20 Ryan Elvin	02:44	0-1	0-1	0-0	0	0	0	0	0	0	0	0	0	0	0	-4	FT% 10-16 62.5%																					
Team					0	2	2			0	0						Dead Ball Rebounds: 3, 0																					
Totals		32-66	7-16	10-16	19	23	42	15	15	81	12	7	14	5	0	39																						

Biggest lead													TSU HOU													Points from Turnovers													Period by Period Scoring																									
0 (1st 20:00)													35 (2nd 2:26)													9 27													1st 2nd TOT																									
Best Scoring Run													6 (2nd 10:44)													10 (1st 14:39)													TSU 18 19 37													HOU 29 43 72												
Lead Changes													0													Second Chance													PENN 17 25 42													HOU 39 42 81												
Times Tied													0													Fast Breaks													HOU 39 42 81													HOU 39 42 81												
Time with Lead													00:00													39:43													16 20													39 42 81												

#3/3 HOUSTON 89, WEST VIRGINIA 55

Saturday, Jan. 6, 2024 • Fertitta Center • Houston

													Official Basketball Box Score - Final West Virginia at Houston 01/06/24 Fertitta Center, Houston, Texas 2023-24 Men's Basketball													Game Time: 1:01 PM Game Duration: 1:52 Attendance: 7,387												
West Virginia - 55													Record: 5-9 (0-1)													Officials: Keith Kimble, Rick Crawford, Christopher Merlo												
NO. Name	Min	FG	3P	FT	Rebounds	Fouls	TP	AS	TO	ST	Blocks	+/-	Shooting By Period																									
11 Quinn Stazinski	F 20:40	3-11	1-7	1-1	0	1	1	0	2	8	0	1	0	0	3	-26	1st FG% 9-31 28.9%																					
13 Akok Akok	F 18:40	1-2	1-1	1-2	2	3	5	1	1	4	1	0	0	4	0	-22	3PT% 3-16 18.8%																					
1 Noah Farrakhan	G 24:16	4-12	0-2	1-2	1	2	3	4	2	9	2	0	1	0	2	-13	FT% 3-5 60%																					
3 Kerr Krisia	G 26:19	2-4	1-3	2-2	0	1	1	3	7	1	3	0	0	0	0	-17	2nd FG% 10-25 40.0%																					
12 RaeQuan Battle	G 22:38	1-9	0-3	2-4	1	2	3	3	3	4	1	3	0	0	0	-21	3PT% 1-7 14.3%																					
14 Seth Wilson	21:35	1-4	1-3	2-2	0	3	3	2	1	5	0	0	0	0	0	-13	FT% 12-15 80%																					
24 Pat Suemnick	27:20	6-8	0-0	0-1	3	2	5	2	1	12	0	0	1	0	0	-17	GM FG% 18-56 32.1%																					
22 Josiah Harris	18:37	0-1	0-1	4-4	1	5	6	2	3	4	1	1	0	0	0	-13	3PT% 4-23 17.4%																					
2 Kobe Johnson	14:47	0-3	0-2	2-2	0	0	0	0	0	3	2	2	0	0	0	-8	FT% 15-20 75.0%																					
5 Jeremiah Bembry	02:34	0-1	0-0	0-0	1	0	1	0	0	0	0	0	0	0	0	-5	Dead Ball Rebounds: 1, 0																					
9 Othi Naveh	02:34	0-1	0-1	0-0	0	0	0	0	0	0	0	0	0	0	0	-5																						
Team					4	2	6			0	2						Dead Ball Rebounds: 1, 0																					
Totals		18-56	4-23	15-20	13	21	34	15	19	55	10	12	3	5	9	-34																						

Houston - 89													Record: 14-0 (1-0)													Technical Fouls: NONE												
NO. Name	Min	FG	3P	FT	Rebounds	Fouls	TP	AS	TO	ST	Blocks	+/-	Shooting By Period																									
5 Ja'Vier Francis	F 17:14	6-8	0-0	1-1	2	3	5	2	1	13	0	1	0	2	0	7	1st FG% 19-33 57.6%																					
13 J'wan Roberts	F 27:58	4-10	0-1	1-2	0	3	3	1	9	1	0	0	0	0	13	3PT% 5-9 55.6%																						
1 Jamal Shead	G 30:26	4-9	0-1	0-0	2	3	5	0	1	8	1	1	1	4	0	29	FT% 5-5 100%																					
4 LJ Cryer	G 30:47	7-12	4-7	2-2	1	2	3	1	2	20	1	0	2	1	2	29	2nd FG% 15-31 48.4%																					
21 Emanuel Sharp	G 20:52	3-4	1-2	1-1	2	5	7	3	4	8	0	2	3	0	0	8	3PT% 4-9 44.4%																					
25 Joseph Tugler	17:47	2-4	0-0	2-2	1	4	5	4	2	6	0	1	2	0	1	23	GM FG% 34-64 53.1%																					
3 Ramon Walker Jr.	14:27	2-2	1-1	0-0	1	4	5	1	0	5	0	0	1	0	0	20	FT% 9-18 50.0%																					
8 Mylik Wilson	12:35	2-5	1-1	1-2	0	1	1	1	1	6	1	0	0	0	0	4	FT% 12-14 85.7%																					
2 Cedric Lath	02:34	0-0	0-0	0-0	0	0	0	0	0	0	0	0	0	0	0	5	Dead Ball Rebounds: 0, 0																					
20 Ryan Elvin	02:34	0-2	0-0	0-0	0	1	1	0	0	0	0	0	0	0	0	1																						
Team					2	0	2			0	0						Dead Ball Rebounds: 0, 0																					
Totals		34-64	9-18	12-14																																		

rv/rv TCU 68, #2/2 HOUSTON 67

Saturday, Jan. 13, 2024 • Ed and Rae Schollmaier Arena • Fort Worth, Texas

Official Basketball Box Score - Final
Houston at TCU
 01/13/24 Ed and Rae Schollmaier Arena, Fort Worth
 2023-24 Men's Basketball
 Game Time: 5:00 PM
 Game Duration: 2:10
 Attendance: 6,151
 Officials: Doug Simmons, Jeb Harness, Brooks Wells

NO.	Name	Min	FG			FT			Rebounds		Fouls		TP	AS	TO	ST	Blocks		+/-
			M-A	3P-A	M-A	OR	DR	OR	DR	PF	FF	BS					BA		
5	Ja'Vier Francis	21:06	1-1	0-0	0-0	3-3	6-2	0-2	2	0	0	0	2	0	0	2	0	-8	
13	J'Wan Roberts	F 36:02	10-18	0-0	0-1	6-7	13	2	20	5	0	0	4	1	1	1	1	1	
1	Jamal Shead	G 25:38	5-9	1-3	0-0	1-0	1	4	11	5	1	1	1	0	0	-1			
4	LJ Cryer	G 36:46	2-14	1-7	0-0	1-4	5	1	0	5	1	1	2	1	2	2	2		
21	Emanuel Sharp	G 25:58	2-7	1-4	3-4	0-0	0-0	4-5	8	1	1	1	3	0	1	1	6		
11	Damian Dunn	11:06	2-3	0-0	0-0	1-2	3	4	1	4	0	0	0	0	0	0	-1		
25	Joseph Tugler	29:02	5-8	1-2	6-8	1-3	4	3	6	17	3	2	1	0	0	2			
3	Ramon Walker Jr.	05:12	0-1	0-1	0-0	0-1	1	2	0	0	0	0	0	0	0	0	-1		
8	Mylik Wilson	06:14	0-3	0-1	0-0	0-2	2	2	2	0	0	0	0	0	0	0	-5		
Team						1	2	3		0	2								
Totals			27-64	4-18	9-13	14	24	38	24	14	67	15	7	7	7	4	-1		

TCU - 68
Record: 13-3 (2-1)

NO.	Name	Min	FG			FT			Rebounds		Fouls		TP	AS	TO	ST	Blocks		+/-
			M-A	3P-A	M-A	OR	DR	OR	DR	PF	FF	BS					BA		
2	Emanuel Miller	F 37:24	3-10	2-2	5-6	0-3	3-0	3	13	5	2	0	1	2	1	1	2	1	
8	Ernest Udeh Jr.	C 17:04	2-4	0-0	0-4	5-4	9	1	5	4	0	0	0	0	1	0	0	0	
0	Micah Peavy	G 30:53	3-6	0-1	1-2	2-3	5	3	1	7	3	2	1	0	2	-1			
3	Avery Anderson III	G 27:49	3-8	1-3	4-6	0-1	1	3	4	11	6	1	0	0	0	-2			
11	Trevian Tenyson	G 20:55	4-7	4-6	0-0	2-2	4	1	12	0	3	0	0	1	1	8			
12	Xavier Cork	19:24	3-5	0-0	0-0	1-2	3	0	6	0	0	0	0	2	2	0	0		
4	Xavier Nelson Jr.	20:19	2-5	1-3	4-8	0-3	1	6	9	3	1	2	0	0	0	0	0		
5	Chuck O'Bannon	09:49	1-2	0-0	1-2	1-3	4	0	1	3	0	1	0	0	0	0	0		
21	JaKobe Coles	12:51	1-3	0-0	1-1	0-0	2	1	3	1	0	0	0	0	0	-2			
44	Essam Mostafa	03:32	0-1	0-0	0-0	0-0	0	1	0	1	0	0	0	0	0	1			
Team						5	2	7		0	0								
Totals			22-51	8-15	16-29	14	23	37	14	23	68	18	11	3	4	7	1		

UH	TCU	Points from Turnovers	UH	TCU	Period by Period Scoring		
					1st	2nd	TOT
12 (1 st 8:14)	7 (2 nd 12:57)	13	7	31	36	67	
8 (2 nd 4:22)	9 (1 st 5:21)	40	28	29	39	68	
4	3	13	9	8	8		
3	3	8	8				
21:51	15:27	21	21				

#5/5 HOUSTON 77, #25/25 TEXAS TECH 54

Wednesday, Jan. 17, 2024 • Fertitta Center • Houston

Official Basketball Box Score - Final
Texas Tech at Houston
 01/17/24 Fertitta Center, Houston, Texas
 2023-24 Men's Basketball
 Game Time: 8:05 PM
 Game Duration: 1:54
 Attendance: 7,586
 Officials: Marques Pettigrew, Roger Ayers, Tony Chizaza

Houston - 67
Record: 14-2 (1-2)

NO.	Name	Min	FG			FT			Rebounds		Fouls		TP	AS	TO	ST	Blocks		+/-
			M-A	3P-A	M-A	OR	DR	OR	DR	PF	FF	BS					BA		
5	Darrion Williams	F 27:51	2-9	1-4	0-0	0-4	4	4	1	5	2	2	0	1	0	0	-25		
22	Warren Washington	F 33:41	2-5	0-0	2-6	5-4	9	1	6	6	3	1	2	3	1	-23			
2	Pop Isaacs	G 32:15	4-15	3-10	1-2	0-2	2	0	1	12	5	4	1	0	0	-12			
6	Joe Toussaint	G 34:27	2-4	1-2	4-7	0-3	3	1	3	9	2	4	0	0	0	-20			
24	Kerwin Walton	G 32:05	6-11	6-9	0-0	2-1	3	0	0	18	0	1	0	0	0	-24			
0	Chance McMillian	23:24	1-4	0-2	0-0	1-1	2	1	3	2	1	0	1	0	0	-11			
25	Robert Jennings	06:19	1-1	0-0	0-0	1-2	3	1	1	2	0	0	0	0	0	0			
1	Lamar Washington	09:58	0-0	0-0	0-0	0-0	0	0	0	0	0	0	0	0	0	0			
Team						1	1	2		0	2								
Totals			18-49	11-27	7-15	10	18	28	9	15	54	13	14	4	2	-23			

TCU - 68
Record: 13-3 (2-1)

NO.	Name	Min	FG			FT			Rebounds		Fouls		TP	AS	TO	ST	Blocks		+/-
			M-A	3P-A	M-A	OR	DR	OR	DR	PF	FF	BS					BA		
2	Emanuel Miller	F 24:52	3-7	0-0	0-0	2-4	6	1	0	6	0	0	1	2	1	31			
13	J'Wan Roberts	F 29:16	6-9	0-0	0-0	3-4	7	2	2	12	2	1	2	0	0	16			
1	Jamal Shead	G 33:38	12-16	2-3	3-3	0-4	4	1	2	29	10	2	2	0	1	30			
4	LJ Cryer	G 34:22	3-8	2-4	0-0	0-2	2	2	0	8	2	0	1	0	1	24			
21	Emanuel Sharp	G 20:57	3-8	2-5	0-0	0-3	3	1	8	0	1	0	1	0	1	9			
11	Damian Dunn	28:06	2-6	1-2	0-0	2-2	4	0	2	5	0	2	0	0	0	16			
25	Joseph Tugler	12:40	1-2	0-0	0-0	0-5	4	0	2	0	1	1	0	0	0	4			
3	Ramon Walker Jr.	10:06	1-4	1-3	0-0	0-3	1	4	0	2	3	0	0	0	0	-1			
8	Mylik Wilson	02:57	1-2	0-0	0-0	0-0	0	0	2	2	0	1	0	0	0	-4			
20	Ryan Elvin	01:50	0-0	0-0	0-0	0-0	0	0	0	0	0	0	0	0	0	-2			
2	Cedric Lath	01:16	1-1	0-0	0-0	1-1	1	0	2	0	0	0	0	0	0	0			
Team						1	1	2		0	0								
Totals			33-63	8-17	3-3	12	26	38	15	9	77	14	6	9	2	4	23		

UH	TCU	Points from Turnovers	UH	TCU	Period by Period Scoring		
					1st	2nd	TOT
3 (1 st 14:16)	27 (2 nd 2:58)	7	17	29	25	54	
5 (1 st 6:29)	13 (1 st 7:24)	8	40	38	39	77	
4	7	10	7				
2	2	10					
05:08	32:17	4	14				

#5/5 HOUSTON 57, UCF 42

Saturday, Jan. 20, 2024 • Fertitta Center • Houston

Official Basketball Box Score - Final
UCF at Houston
 01/20/24 Fertitta Center, Houston, Texas
 2023-24 Men's Basketball
 Game Time: 1:01 PM
 Game Duration: 2:07
 Attendance: 7,184
 Officials: Any Bonner, Michael Greenstein, Bobby Bissant

UCF - 42
Record: 11-6 (2-3)

NO.	Name	Min	FG			FT			Rebounds		Fouls		TP	AS	TO	ST	Blocks		+/-
			M-A	3P-A	M-A	OR	DR	OR	DR	PF	FF	BS					BA		
11	Ibrahim Diallo	F 16:23	0-0	0-0	0-0	1-4	5	2	2	0	0	0	1	0	1	-14			
21	C.J. Walker	F 18:53	1-2	1-1	1-3	0-2	2	2	3	4	0	2	1	1	0	-5			
2	Shemari Allen	G 30:50	1-7	1-3	2-5	2-1	3	3	4	5	0	2	1	0	0	-14			
3	Darius Johnson	G 31:49	0-6	0-2	3-4	0-3	4	4	3	3	3	5	0	0	0	-16			
24	Jaylin Sellers	G 30:13	0-7	0-4	4-4	2-7	9	1	2	4	1	2	0	0	2	-21			
13	Marchelus Avery	24:01	1-9	0-4	8-8	1-5	6	0	3	10	1	2	0	1	3	-11			
5	Omar Payne	14:35	1-2	0-1	0-0	1-1	2	3	2	0	0	1	1	0	0	-9			
31	Thierno Sylla	17:01	2-6	2-5	2-2	3-5	1	1	8	0	1	0	0	1	0	0			
1	Antwan Jones	03:15	1-3	0-1	0-0	0-0	0	0	0	2	0	0	1	0	0	3			
4	Comeh Emuobor	03:15	0-0	0-0	1-2	0-1	1	0	1	1	0	0	0	0	0	3			
12	DeMarr Langford Jr.	03:15	0-0	0-0	0-2	0-1	1	0	1	0	0	0	0	0	0	3			
15	Tyler Hendricks	03:15	0-0	0-0	3-3	0-0	0	0	0	1	3	0	0	0	0	3			
22	Nils Machowski	03:15	0-0	0-0	0-0	0-0	0	0	0	0	0	0	1	0	0	3			
Team						2	2	4		0	1								
Totals			7-44	4-21	24-33	11	30	41	16	22	42	5	15	6	3	7	-15		

Houston - 57
Record: 16-2 (3-2)

NO.	Name	Min	FG			FT			Rebounds		Fouls		TP	AS	TO	ST	Blocks		+/-
			M-A	3P-A	M-A	OR	DR	OR	DR	PF									

#4/4 HOUSTON 74, rv/rv KANSAS STATE 52

Saturday, Jan. 27, 2024 • Fertitta Center • Houston

#4/4 HOUSTON 76, rv/rv TEXAS 72 (OT)

Monday, Jan. 29, 2024 • Moody Center • Austin, Texas

Official Basketball Box Score - Final
Kansas St. at Houston
 01/27/24 Fertitta Center, Houston, Texas
 2023-24 Men's Basketball

Record: 14-6 (4-3) Officials: Gary Maxwell, Chance Moore, Byron Jarrett

NO. Name	Min	FG	3P	FT	Rebounds		Fouls		TP	AS	TO	ST	Blocks		+/-	
					OR	DR	OR	DR					BS	BA		
1 David N'Guessan	15:39	1-2	0-1	0-0	1	2	3	1	0	2	0	1	0	0	-14	
24 Arthur Kaluma	F 35:13	4-9	2-6	1-2	0	2	2	0	2	11	6	1	2	1	-22	
13 Will McNair Jr.	C 24:32	1-4	0-0	0-2	1	8	9	4	4	2	3	1	1	1	-6	
2 Tyler Perry	G 24:43	1-5	1-5	0-0	0	0	0	2	3	2	1	1	0	-13		
5 Cam Carter	G 35:14	6-15	3-6	1-2	1	4	5	5	4	16	1	4	0	0	-26	
20 Jerrell Colbert	13:11	0-1	0-0	1-2	0	1	1	2	1	1	0	1	0	0	-17	
23 Macaleab Rich	10:49	1-1	0-0	0-0	0	0	0	2	1	2	0	0	0	0	6	
3 Dorian Finister	11:54	0-2	0-1	0-0	0	1	1	2	1	0	0	0	0	1	-3	
4 Dai Dai Ames	16:22	3-5	1-1	4-4	0	0	0	3	2	11	0	1	0	0	-13	
8 RJ Jones	12:23	2-3	0-1	0-0	1	1	2	0	4	1	1	0	0	0	-8	
Team					3	2	5	0		0	2					
Totals		19-47	7-21	7-12	7	21	28	21	16	52	8	18	4	5	3	-22

Official Basketball Box Score - Final
Houston at Texas
 01/29/24 Moody Center, Austin
 2023-24 Men's Basketball

Record: 19-2 (6-2) Officials: Kipp Kasinger, Keith Kimble, Roger Ayers

NO. Name	Min	FG	3P	FT	Rebounds		Fouls		TP	AS	TO	ST	Blocks		+/-
					OR	DR	OR	DR					BS	BA	
5 Ja'Vier Francis	F 25:38	1-2	0-0	2-2	2	6	8	5	2	4	1	0	0	1	-4
13 J'Wan Roberts	F 37:35	5-9	0-0	4-7	3	5	8	2	8	14	2	2	1	2	12
1 Jamal Shead	G 41:54	11-24	3-9	0-1	3	5	8	5	2	25	4	4	1	0	4
4 LJ Cryer	G 39:26	5-17	2-9	2-2	1	2	3	1	14	3	1	1	0	0	5
21 Emanuel Sharp	G 40:39	3-8	3-6	4-4	0	8	8	0	3	13	2	2	1	0	0
25 Joseph Tugler	19:22	2-4	0-0	0-0	4	1	5	3	0	4	0	0	0	2	0
11 Damian Dunn	11:51	0-3	0-0	0-0	2	2	2	0	0	0	1	0	0	0	-15
3 Ramon Walker Jr.	04:12	0-0	0-0	0-0	0	1	1	1	0	0	0	0	0	0	0
8 Mylik Wilson	04:23	1-1	0-0	0-0	0	1	1	0	0	0	0	0	0	0	1
Team					2	2	4	0		0	0				
Totals		28-68	8-24	12-16	15	32	47	20	16	78	13	10	5	6	4

Technical Fouls:Coach 2nd 5:05

Record: 18-2 (5-2) Shooting By Period

NO. Name	Min	FG	3P	FT	Rebounds		Fouls		TP	AS	TO	ST	Blocks		+/-	
					OR	DR	OR	DR					BS	BA		
5 Ja'Vier Francis	F 19:47	0-0	0-0	2-4	3	5	8	2	3	2	1	0	2	1	0	10
13 J'Wan Roberts	F 28:02	5-8	0-0	4-6	5	1	6	2	4	14	2	0	0	0	25	
1 Jamal Shead	G 28:27	6-12	2-4	3-4	0	0	0	1	17	3	1	2	0	1	30	
4 LJ Cryer	G 25:18	3-11	1-6	0-0	1	1	1	0	7	1	1	1	0	2	19	
21 Emanuel Sharp	G 30:57	3-15	2-8	1-2	2	4	6	1	2	9	2	1	3	0	2	
11 Damian Dunn	21:53	2-4	2-3	7-8	0	4	4	1	4	13	0	3	2	0	0	
25 Joseph Tugler	16:00	2-2	0-0	3-6	0	3	3	4	7	0	0	1	1	0	11	
8 Mylik Wilson	12:57	1-2	0-0	2-2	1	1	2	1	4	0	1	0	1	0	3	
3 Ramon Walker Jr.	11:58	0-1	0-0	1-2	0	1	1	1	1	1	0	0	0	0	-5	
2 Cedric Lath	02:28	0-0	0-0	0-0	0	0	0	0	0	0	0	0	0	0	-5	
20 Ryan Elvin	02:13	0-0	0-0	0-0	0	0	0	0	0	0	0	0	0	0	-5	
Team					4	3	7	0		0	1					
Totals		22-55	7-21	23-34	15	23	38	16	20	74	9	8	11	3	5	

Technical Fouls:NONE

Biggest lead	KSU	HOU	Points from Turnovers	KSU	HOU	Period by Period Scoring		
						1st	2nd	TOT
Best Scoring Run	0 (1 st 20:00)	29 (2 nd 4:19)	11	25	KSU	21	31	52
Lead Changes	0	0	8	8	HOU	41	33	74
Times Tied	0	0	18	25				
Time with Lead	00:00	39:01						

Technical Fouls:NONE

Record: 14-7 (3-5) Shooting By Period

NO. Name	Min	FG	3P	FT	Rebounds		Fouls		TP	AS	TO	ST	Blocks		+/-
					OR	DR	OR	DR					BS	BA	
1 Dylan Disu	F 36:25	5-14	1-4	3-3	1	5	6	5	3	14	1	3	1	2	4
23 Dillon Mitchell	F 32:47	7-13	0-0	2-4	3	7	10	2	5	16	0	1	0	1	2
3 Max Abmas	G 42:40	6-15	2-8	6-8	1	4	5	2	5	20	5	3	1	0	-3
4 Tyrese Hunter	G 42:19	2-4	1-1	0-0	0	2	2	1	2	5	5	1	1	0	-3
9 Ithel Horan	G 19:54	1-4	1-3	0-0	0	2	2	1	1	3	2	1	1	0	0
2 Chendall Weaver	25:34	1-4	0-2	3-5	0	2	2	2	3	5	2	1	1	0	-3
30 Brock Cunningham	09:11	2-4	1-2	0-0	0	1	1	0	1	5	2	0	0	0	-1
5 Kadin Shedrick	16:10	2-2	0-0	0-0	1	3	4	3	0	4	2	0	0	1	-4
Team					2	2	4	0		0	0				
Totals		26-60	6-20	14-20	8	28	36	16	20	72	19	10	6	4	6

Technical Fouls:NONE

Biggest lead	UH	TEXAS	Points from Turnovers	UH	TEXAS	Period by Period Scoring			
						1st	2nd	TOT	
Best Scoring Run	12 (1 st 3:17)	6 (2 nd 8:23)	10	11	UH	33	32	11	76
Lead Changes	11	0	8	8	TEXAS	25	40	7	72
Times Tied	8	0	9	8					
Time with Lead	31:36	07:44							

#8/9 KANSAS 78, #4/4 HOUSTON 65

Saturday, Feb. 3, 2024 • Phog Allen Fieldhouse • Lawrence, Kan.

#5/5 HOUSTON vs. OKLAHOMA STATE

Tuesday, Feb. 6, 2024 • Fertitta Center • Houston

Official Basketball Box Score - Final
Houston at Kansas
 02/03/24 Allen Fieldhouse, Lawrence
 2023-24 Men's Basketball

Record: 19-3 (6-3) Officials: Doug Simons, Marques Pettigrew, Kelly Saff

NO. Name	Min	FG	3P	FT	Rebounds		Fouls		TP	AS	TO	ST	Blocks		+/-
					OR	DR	OR	DR					BS	BA	
5 Ja'Vier Francis	F 03:55	1-1	0-0	0-0	0	0	0	1	0	2	0	0	0	0	-5
13 J'Wan Roberts	F 37:58	5-11	0-0	1-3	7	8	13	2	3	11	1	0	2	0	-10
1 Jamal Shead	G 38:24	2-9	0-3	3-4	0	0	1	4	7	9	0	0	0	0	-8
4 LJ Cryer	G 32:38	9-20	6-12	0-1	0	1	3	1	24	3	0	1	0	1	-9
21 Emanuel Sharp	G 31:23	4-14	3-9	0-0	1	1	2	0	11	1	0	0	0	0	-15
25 Joseph Tugler	33:47	3-7	0-0	2-2	5	3	8	2	8	0	2	2	1	1	-3
3 Ramon Walker Jr.	03:38	0-1	0-1	0-0	0	0	0	0	0	0	0	0	0	0	-5
8 Mylik Wilson	11:58	1-5	0-3	0-0	0	0	0	0	2	0	2	0	0	0	-4
11 Damian Dunn	06:19	0-1	0-1	0-0	0	0	0	0	0	0	0	0	0	0	-6
Team					1	0	1	0		0	1				
Totals		25-69	9-29	6-10	13	11	24	12	10	65	14	3	8	1	3

Technical Fouls:NONE

Biggest lead	HOU	KAN	Points from Turnovers	HOU	KAN	Period by Period Scoring		
						1st	2nd	TOT
Best Scoring Run	6 (1 st 14:36)	11 (1 st 14:36)	24	42	HOU	28	37	65
Lead Changes	0	0	8	8	KAN	43	35	78
Times Tied	0	0	16	9				
Time with Lead	00:13	38:12						

Official Basketball Box Score - Final
Oklahoma St. at Houston
 02/06/24 Fertitta Center, Houston, Texas
 2023-24 Men's Basketball

Record: 10-13 (2-8) Officials: Ray Naili, Tony Padilla, Antinio Pety

NO. Name	Min	FG	3P	FT	Rebounds		Fouls		TP	AS	TO	ST	Blocks		+/-
					OR	DR	OR	DR					BS	BA	
23 Brandon Garrison	G 24:12	2-4	0-0	5-6	3	4	7	2	4	9	0	2	1	0	-20
5 Quion Williams	G 33:32	1-4	0-2	2-4	0	0	0	1	3	4	1	3	1	0	-12
12 Javon Small	G 31:00	3-6	0-2	12-14	0	5	3	9	18	2	4	0	0	0	-13
13 Connor Dow	G 18:05	1-1	1-1	0-0	0	1	1	0	0	3	1	0	1	0	9
51 John-Michael Wright	G 33:10	4-14	3-10	2-5	0	2	2	2	13	0	1	1	0	1	-18
4 Jarius Hicklen	10:25	1-2	0-1	0-0	0	0	0	0	1	0	0	0	0	0	

GAME 30 • #1/1 HOUSTON at UCF • 7 p.m. (EST) • WEDNESDAY, MARCH 6, 2024



#5/5 HOUSTON 67, CINCINNATI 62
Saturday, Feb. 10, 2024 • Fifth Third Arena • Cincinnati

Official Basketball Box Score - Final
Houston at Cincinnati
 02/10/24 Fifth Third Arena, Cincinnati
 Cincinnati vs. Houston
 Game Time: 4:00 PM
 Game Duration: 2:10
 Attendance: 12,715
 Officials: Kipp Kissinger, Jeb Hartness, Chris Pascal

Houston - 67													Record: 21-3 (8-3)				
NO.	Name	Min	FG	3P	FT	Rebounds	Fouls	TP	AS	TO	ST	Blocks	BS	BA	+	-	
			M/A	M/A	M/A	OR	DR	TOT	PF	FD							
5	Ja'Vier Francis	18:05	2/3	0/0	1/2	4	2	6	4	1	5	0	0	0	1	0	0
13	J'wan Roberts	36:44	10/15	0/0	0/1	4	4	8	2	2	20	0	2	0	1	0	5
1	Jamal Shead	38:07	6/25	2/8	2/2	1	3	4	3	2	16	4	0	1	0	2	9
4	LJ Cryer	16:50	2/7	0/4	4/5	0	2	2	4	3	8	1	1	0	0	0	17
21	Emanuel Sharp	34:01	3/7	1/3	2/2	1	5	6	2	3	9	0	1	1	0	1	15
25	Joseph Tugler	19:36	2/3	0/0	1/2	1	2	3	1	5	2	0	0	0	2	0	9
8	Mylik Wilson	21:09	2/5	0/0	0/0	3	4	7	2	1	4	2	0	0	3	0	10
11	Damian Dunn	11:31	0/4	0/1	0/0	2	0	2	0	0	0	0	0	0	0	0	18
3	Ramon Walker Jr.	03:57	0/0	0/0	0/0	0	1	1	0	0	0	0	0	0	0	0	2
Team						1	2	2	0	0	0	0	0	0	0	0	2
Totals		27:69	3/16	10/14	17	24	41	20	13	67	9	5	5	4	3	5	

Cincinnati - 62													Record: 15-8 (4-6)				
NO.	Name	Min	FG	3P	FT	Rebounds	Fouls	TP	AS	TO	ST	Blocks	BS	BA	+	-	
			M/A	M/A	M/A	OR	DR	TOT	PF	FD							
30	Viktor Lakhin	12:49	0/4	0/3	0/0	0	3	3	2	0	0	0	0	0	1	0	15
41	Simas Lukosius	34:24	2/7	2/6	0/0	0	5	5	2	3	6	1	1	0	0	0	1
55	Aziz Bandoaga	20:43	2/3	0/0	4/4	0	1	1	1	3	8	0	1	1	0	0	9
1	Day Day Thomas	21:36	3/7	1/2	0/0	1	1	2	3	1	7	0	2	0	0	0	13
15	John Newman III	33:34	3/6	1/2	3/4	4	6	10	2	3	10	3	2	0	0	1	9
0	Dan Skillings Jr.	32:45	4/11	2/7	3/5	1	2	3	2	2	13	1	1	1	0	0	8
13	Jamille Reynolds	18:49	2/5	0/0	4/6	2	2	4	1	4	8	2	1	0	0	0	4
2	Jizzle James	20:24	3/8	0/0	4/6	0	3	3	0	4	10	0	0	0	1	2	6
33	Ody Oguma	02:09	0/0	0/0	0/0	0	0	0	0	0	0	0	0	0	0	0	4
5	CJ Fredrick	02:16	0/0	0/0	0/0	0	0	0	0	0	0	0	0	0	0	0	1
10	Josh Reed	00:31	0/0	0/0	0/0	0	0	0	0	0	0	0	0	0	0	0	1
Team						1	2	3	0	0	0	0	0	0	0	0	1
Totals		19:51	6/20	18/25	9	25	34	14	20	62	8	8	2	3	4	5	

Points from		HOU	CIN
Biggest lead	13 (1 st 14:04)	7 (2 nd 17:19)	
Best Scoring Run	9 (2 nd 14:04)	15 (1 st 0:31)	
Lead Changes	2		
Times Tied	2		
Time with Lead	31:32	06:03	

#3/3 HOUSTON 82, rv/- TEXAS 61
Saturday, Feb. 17, 2024 • Fertitta Center • Houston

Official Basketball Box Score - Final
Texas at Houston
 02/17/24 Fertitta Center, Houston
 2023-24 Men's Basketball
 Game Time: 12:03 PM
 Game Duration: 2:08
 Attendance: 7,904
 Officials: Gary Maxwell, Michael Greenstein, Bobby Bessart III

Houston - 82													Record: 16-9 (5-7)				
NO.	Name	Min	FG	3P	FT	Rebounds	Fouls	TP	AS	TO	ST	Blocks	BS	BA	+	-	
			M/A	M/A	M/A	OR	DR	TOT	PF	FD							
1	Dylan Disu	24:49	5/13	2/4	4/5	3	4	7	4	3	16	0	0	0	0	2	19
23	Dillon Mitchell	17:45	1/2	0/0	1/2	3	2	5	1	3	3	0	1	2	0	0	22
2	Chendall Weaver	26:13	4/6	0/1	3/5	0	4	4	2	5	11	1	0	0	0	1	14
3	Max Abmas	34:51	2/14	1/5	2/3	2	3	5	4	2	7	4	3	0	0	3	20
4	Tyrese Hunter	32:53	3/9	1/3	0/0	0	2	2	2	1	7	1	5	2	0	1	21
9	Ithiel Horton	22:05	1/3	0/2	1/1	0	2	2	1	1	3	0	1	0	0	0	8
30	Brook Cunningham	17:48	2/3	1/2	0/0	0	2	2	1	1	5	2	1	0	0	0	4
21	Emanuel Sharp	08:27	3/6	1/1	0/0	1	0	1	0	1	3	0	1	1	3	0	1
25	Joseph Tugler	03:48	1/1	0/0	0/0	0	1	1	0	1	0	2	0	2	0	1	0
21	Ze'rik Onyema	01:22	0/0	0/0	0/0	0	1	1	0	0	0	1	0	0	0	0	2
0	Chris Johnson																
Team						3	1	4	0	0	0	0	0	0	0	0	21
Totals		22:57	6/18	11/16	12	22	34	19	16	61	9	14	5	4	7	21	

Texas - 61													Record: 22-3 (8-3)				
NO.	Name	Min	FG	3P	FT	Rebounds	Fouls	TP	AS	TO	ST	Blocks	BS	BA	+	-	
			M/A	M/A	M/A	OR	DR	TOT	PF	FD							
5	Ja'Vier Francis	24:55	3/6	0/0	1/2	4	2	6	3	3	7	0	2	1	2	2	28
13	J'wan Roberts	28:19	4/10	0/0	1/3	4	3	7	1	2	9	0	4	1	1	0	28
1	Jamal Shead	32:52	6/11	1/4	3/4	1	10	11	3	2	16	6	3	6	2	0	25
4	LJ Cryer	32:35	9/13	6/8	2/3	1	0	1	1	2	26	0	0	0	0	0	28
21	Emanuel Sharp	06:29	5/11	1/5	4/4	0	3	3	4	4	15	1	0	4	0	1	12
25	Joseph Tugler	13:31	1/1	0/0	0/2	1	2	3	1	2	0	1	1	1	1	0	5
8	Mylik Wilson	15:14	1/6	0/2	1/2	3	4	7	1	2	3	1	1	0	0	0	1
3	Ramon Walker Jr.	11:41	0/1	0/1	2/2	1	3	4	0	1	2	0	0	0	0	0	7
11	Damian Dunn	11:16	0/2	0/1	1/2	1	0	1	0	1	1	0	0	0	0	0	1
2	Cedric Lath	01:34	0/0	0/0	0/0	0	0	0	0	0	0	0	0	0	0	0	2
20	Ryan Elvin	01:34	0/1	0/1	1/2	0	0	0	0	1	1	0	0	0	0	0	2
Team						1	1	2	0	0	0	0	0	0	0	0	21
Totals		29:62	6/23	16/26	17	28	45	16	19	82	12	8	13	7	4	21	

Points from		TEX	HOU
Biggest lead	0 (1 st 20:00)	26 (2 nd 2:07)	
Best Scoring Run	7 (2 nd 7:13)	12 (2 nd 18:33)	
Lead Changes	0		
Times Tied	2		
Time with Lead	00:00	39:02	

#2/2 HOUSTON 73, #6/6 IOWA STATE 65
Monday, Feb. 19, 2024 • Fertitta Center • Houston

Official Basketball Box Score - Final
Iowa St. at Houston
 02/19/24 Fertitta Center, Houston, Texas
 2023-24 Men's Basketball
 Game Time: 8:07 PM
 Game Duration: 2:15
 Attendance: 7,895
 Officials: Rick Crawford, Ron Groover, Pat Adams

Iowa St. - 65													Record: 20-6 (9-4)				
NO.	Name	Min	FG	3P	FT	Rebounds	Fouls	TP	AS	TO	ST	Blocks	BS	BA	+	-	
			M/A	M/A	M/A	OR	DR	TOT	PF	FD							
0	Tre King	25:39	5/8	3/3	0/0	4	4	8	4	2	13	0	2	2	0	0	16
12	Robert Jones	25:03	3/6	0/0	1/2	3	0	3	4	2	7	3	2	2	1	0	4
22	Milan Monclovic	30:52	3/9	0/3	3/3	1	4	5	3	2	0	0	0	0	0	0	7
3	Tamin Lipsey	33:51	1/8	0/1	2/3	0	3	3	2	5	4	6	1	0	1	0	3
10	Keshon Gilbert	32:00	6/10	3/4	2/5	1	3	4	4	5	17	5	4	0	0	2	5
4	Demarion Watson	06:30	0/0	0/0	0/0	0	0	0	0	0	0	0	0	0	0	0	0
5	Curtis Jones	29:01	4/10	3/5	2/2	0	3	3	1	1	13	2	0	0	0	0	3
24	Hason Ward	13:20	1/3	0/0	0/0	2	2	4	2	0	2	0	0	0	1	0	3
1	Jackson Paveletzke	03:44	0/1	0/1	0/0	0	0	0	0	0	0	0	0	0	0	0	1
Team						2	7	9	0	0	1	0	0	0	0	0	1
Totals		23:55	9/17	10/15	13	26	39	21	18	65	16	16	5	2	3	8	

Houston - 73													Record: 23-3 (10-3)				
NO.	Name	Min	FG	3P	FT	Rebounds	Fouls	TP	AS	TO	ST	Blocks	BS	BA	+	-	
			M/A	M/A	M/A	OR	DR	TOT	PF	FD							
5	Ja'Vier Francis	26:49	2/3	0/0	0/4	2	5	7	2	3	4	1	1	1</			

#1/1 HOUSTON 67, CINCINNATI 59

Tuesday, Feb. 27, 2024 • Fertitta Center • Houston



Official Basketball Box Score - Final
Cincinnati at Houston
02/27/24 Fertitta Center, Houston, Texas
2023-24 Men's Basketball

Game Time: 6:01 PM
Game Duration: 2:19
Attendance: 7,352

Officials: Tony Padilla, Bert Smith, Owen Shortt

Cincinnati - 59

Record: 16-12 (5-10)

NO.	Name	Min	FG		3P		FT		Rebounds		Fouls		TP	AS	TO	ST	Blocks		+/-	
			M-A	M-A	M-A	M-A	OR	DR	TOT	PF	FD	BS					BA			
41	Simas Lukosius	F	33:19	3-8	3-6	2-2	0-2	2-4	4-4	11	2	3	0	0	1	0	0	0	0	0
55	Aziz Bandaogo	C	20:28	3-3	0-0	1-2	1-4	5-5	2-7	0	2	1	3	0	-11					
0	Dan Skillings Jr.	G	27:45	3-8	0-3	2-3	3-5	8-8	1-3	8	1	2	1	0	0	-18				
1	Day Day Thomas	G	27:57	2-9	0-2	2-2	1-1	2-2	1-2	6	1	1	0	1	0	-8				
15	John Newman III	G	23:33	1-6	1-2	0-0	1-3	4-4	1-0	3	3	0	0	0	-16					
2	Jizzle James		21:01	3-9	1-4	0-0	0-0	0-0	3-0	7	2	4	1	0	0	0	0	0	0	
13	Jamillo Reynolds		17:14	1-2	0-0	4-4	3-4	7-7	3-4	6	0	1	0	0	1	0	0	0	0	
30	Viktor Lakhin		21:26	5-6	0-0	1-2	5-4	9-9	4-1	11	0	1	0	0	0	0	0	0	0	
10	Josh Reed		07:16	0-2	0-0	0-0	0-0	2-2	1-0	0	0	1	0	1	0	0	0	0	0	
Team										1	2	3	0	1	0	0	0	0	0	
Totals			21:53	5-19	12-15	15-27	4-2	23-16	59-14	19-4	4-3	-8								

Shooting By Period

1st FG%: 7-27 25.9%

3PT%: 1-10 10.0%

FT%: 2-2 100%

2nd FG%: 14-26 53.8%

3PT%: 4-9 44.4%

FT%: 10-13 76.9%

GM FG%: 21-53 39.6%

3PT%: 5-19 26.3%

FT%: 12-15 80.0%

Dead Ball Rebounds: 1, 0

Technical Fouls: NONE

Houston - 67

Record: 25-3 (12-3)

NO.	Name	Min	FG		3P		FT		Rebounds		Fouls		TP	AS	TO	ST	Blocks		+/-	
			M-A	M-A	M-A	M-A	OR	DR	TOT	PF	FD	BS					BA			
5	Ja'Vier Francis	F	25:53	3-3	0-0	0-2	2-3	5-5	3-2	6	0	2	3	3	0	1	0	0	0	4
13	J'Wan Roberts	F	27:52	4-6	0-0	7-9	1-4	5-5	4-6	15	0	2	1	0	0	-10				
1	Jamal Shead	G	36:25	2-11	0-2	5-7	1-1	2-2	7-9	11	3	4	0	1	10					
4	LJ Cryer	G	35:09	7-15	4-10	4-5	1-1	2-1	3-22	2	0	3	0	0	-13					
21	Emanuel Sharp	G	35:30	3-12	3-8	2-2	1-3	4-4	2-11	0	1	2	0	2	9					
25	Joseph Tugler		09:38	1-2	0-0	0-0	2-0	2-2	1-0	2	0	0	0	0	0	8				
8	Mylik Wilson		18:29	1-3	0-0	0-2	0-1	1-1	0-2	0	1	2	0	1	-2					
11	Damian Dunn		11:04	0-2	0-0	0-0	0-0	1-1	1-1	0	0	0	0	0	-9					
Team										3	5	8	0	1	0	0	0	0	0	
Totals			21:54	7-20	18-27	11-19	3-0	16-23	67-13	10-15	3-4	8								

Shooting By Period

1st FG%: 10-33 30.3%

3PT%: 4-11 36.4%

FT%: 2-3 66.7%

2nd FG%: 11-21 52.4%

3PT%: 3-9 33.3%

FT%: 16-24 66.7%

GM FG%: 21-54 38.9%

3PT%: 7-20 35.0%

FT%: 18-27 66.7%

Dead Ball Rebounds: 4, 0

Technical Fouls: NONE

	CIN	HOU
Biggest lead	0 (1st 20:00)	17 (2nd 17:33)
Best Scoring Run	7 (1st 8:11)	8 (2nd 17:33)
Lead Changes	0	
Times Tied	0	
Time with Lead	00:00	39:40

Points from	CIN		HOU	
	1st	2nd	TOT	TOT
Turnovers	19	15	30	24
Paint	12	11	23	23
Second Chance	10	15	25	24
Fast Breaks	10	15	25	24
Bench	24	4	28	4

#1/1 HOUSTON 87, rv/rv OKLAHOMA 85

Saturday, March 2, 2024 • Lloyd Noble Center • Norman, Okla.



Official Basketball Box Score - Final
Houston at Oklahoma
03/02/24 Lloyd Noble Center, Norman
2023-24 Men's Basketball

Game Time: 7:00 PM
Game Duration: 2:19
Attendance: 10,960

Officials: Keith Kimble, Kelly Sell, Tyler Kumpf

Houston - 87

Record: 26-3 (13-3)

NO.	Name	Min	FG		3P		FT		Rebounds		Fouls		TP	AS	TO	ST	Blocks		+/-	
			M-A	M-A	M-A	M-A	OR	DR	TOT	PF	FD	BS					BA			
5	Ja'Vier Francis	F	12:16	0-1	0-0	1-2	0-1	1-5	2-1	0	0	1	1	0	0	0	0	0	0	0
13	J'Wan Roberts	F	30:45	10-12	0-0	0-1	1-4	5-5	1-1	20	2	0	1	1	0	-7				
1	Jamal Shead	G	31:12	4-13	0-3	6-6	1-3	4-4	3-14	6	2	2	0	3	11					
4	LJ Cryer	G	40:00	9-17	5-9	0-0	0-0	0-0	2-1	23	2	1	0	0	0	2				
21	Emanuel Sharp	G	26:34	4-8	3-5	0-0	1-2	3-4	2-11	1	1	0	0	0	-4					
2	Cedric Lath		10:14	0-0	0-0	0-0	0-0	2-2	0-1	0	0	0	0	0	0	0	0	0	0	
11	Damian Dunn		24:37	3-5	2-2	0-0	2-2	2-2	1-8	1	1	1	0	0	8					
8	Mylik Wilson		24:22	4-4	0-0	2-2	3-5	0-0	1-10	1	0	1	0	1	-7					
Team										0	0	0	0	0	0	0	0	0	0	
Totals			34:60	10-19	9-11	6-16	22-18	12-87	13-5	6-4	3-2									

Shooting By Period

1st FG%: 18-27 66.7%

3PT%: 5-8 62.5%

FT%: 7-9 77.8%

2nd FG%: 16-33 48.5%

3PT%: 5-11 45.5%

FT%: 2-2 100%

GM FG%: 34-60 56.7%

3PT%: 10-19 52.6%

FT%: 9-11 81.8%

Dead Ball Rebounds: 2, 3

Technical Fouls: NONE

Oklahoma - 85

Record: 19-10 (7-9)

NO.	Name	Min	FG		3P		FT		Rebounds		Fouls		TP	AS	TO	ST	Blocks		+/-
			M-A	M-A	M-A	M-A	OR	DR	TOT	PF	FD	BS					BA		
10	Sam Godwin	F	25:54	6-6	0-0	5-6	3-4	7-7	1-6	17	1	1	0	0	0	4			
14	Jalon Moore	F	29:49	5-12	2-3	2-3	4-6	10-10	2-3	14	0	2	0	1	2	-9			
2	Javian McCollum	G	34:60	3-11	2-8	4-4	0-2	2-2	1-5	12	8	1	1	0	1	2			
5	Rivaldo Soares	G	27:55	5-7	2-4	4-5	0-2	2-2	1-3	16	2	1	1	1	0	-4			
12	Milos Uzan	G	34:52	3-6	0-1	0-0	1-2	3-1	1-6	4	0	1	1	1	-1				
3	Otega Oweh		09:43	1-3	0-1	0-0	0-0	0-0	1-0	2	0	3	0	0	-9				
0	La'Tre Darthard		22:58	5-9	5-7	0-0	1-1	4-0	15	0	0	1	0	0	8				
45	Luke Northweather		13:50	1-1	1-1	0-0	0-2	2-1	0-3	0	0	0	0	0	-1				
Team										0	0	0	0	0	0	0	0	0	0
Totals			29:55	12-25	15-18	8-19	27-12	18-85	15-8	4-3	4-2								

Shooting By Period

1st FG%: 14-28 50.0%

3PT%: 7-13 53.8%

FT%: 10-10 100%

2nd FG%: 15-27 55.6%

3PT%: 5-12 41.7%

FT%: 5-8 62.5%

GM FG%: 29-55 52.7%

3PT%: 12-25 48.0%

FT%: 15-18 83.3%

Dead Ball Rebounds: 2, 1

Technical Fouls: NONE

	UH	OKL
Biggest lead	15 (2nd 12:04)	2 (1st 18:49)
Best Scoring Run	7 (1st 15:54)	7 (2nd 7:48)
Lead Changes	16	
Times Tied	11	
Time with Lead	30:49	04:42

Points from	UH		OKL	
	1st	2nd	TOT	TOT
Turnovers	8	10	18	10
Paint	32	30	62	30
Second Chance	6	4	10	4
Fast Breaks	5	9	14	9
Bench	18	20	38	20

Game Notes: Scanned: 7,658 •

#1/1 HOUSTON at UCF

Wednesday, March 6, 2024 • Addition Financial Arena • Orlando, Fla.

#1/1 HOUSTON vs. #14/15 KANSAS

Saturday, March 9, 2024 • Fertitta Center • Houston



2023-24 Houston Men's Basketball Combined Team Statistics All games

Game Records

Record	Overall	Home	Away	Neutral
ALL GAMES	26-3	16-0	6-3	4-0
CONFERENCE	13-3	8-0	5-3	0-0
NON-CONFERENCE	13-0	8-0	1-0	4-0

Score by Periods

Team	1st	2nd	OT	TOT
Houston	1044	1089	24	2157
Opponents	720	925	14	1659

Team Box Score

No.	Player	Total			3-Point			F-Throw		Rebounds				PF DQ A TO BLK STL PTS AVG								
		GP-GS	MIN	AVG	FG-FGA	FG%	3FG-3FGA	3FG%	FT-FTA	FT%	OFF	DEF	TOT	AVG	PF	DQ	A	TO	BLK	STL	PTS	AVG
4	CRYER, LJ	29-29	928:58	32.0	155-380	.408	88-227	.388	52-60	.867	19	48	67	2.3	51	1	55	21	2	33	450	15.5
1	SHEAD, Jamal	29-29	895:50	30.9	144-339	.425	34-104	.327	59-73	.808	25	86	111	3.8	62	1	177	57	15	67	381	13.1
21	SHARP, Emanuel	29-25	786:42	27.1	106-282	.376	61-170	.359	94-110	.855	32	78	110	3.8	69	1	25	31	1	45	367	12.7
13	ROBERTS, J'Wan	28-28	754:51	27.0	119-204	.583	0-1	.000	38-68	.559	78	116	194	6.9	55	2	55	29	25	34	276	9.9
11	DUNN, Damian	29-4	513:51	17.7	57-156	.365	19-57	.333	46-69	.667	22	39	61	2.1	41	0	13	31	5	24	179	6.2
5	FRANCIS, Ja'Vier	29-29	579:12	20.0	69-110	.627	0-0	.000	30-58	.517	61	89	150	5.2	74	2	5	20	43	25	168	5.8
23	ARCENEUX, Terrance	11-0	201:23	18.3	22-57	.386	6-21	.286	10-19	.526	23	27	50	4.5	13	0	8	4	6	10	60	5.5
8	WILSON, Mylik	28-0	385:36	13.8	48-119	.403	4-21	.190	15-25	.600	24	59	83	3.0	32	0	22	16	10	27	115	4.1
25	TUGLER, Joseph	28-1	448:21	16.0	43-78	.551	0-2	.000	19-41	.463	53	62	115	4.1	85	2	8	13	30	26	105	3.8
3	WALKER JR., Ramon	24-0	262:51	11.0	12-36	.333	6-20	.300	17-26	.654	26	45	71	3.0	26	0	9	7	0	7	47	2.0
20	ELVIN, Ryan	15-0	38:36	2.6	2-10	.200	1-7	.143	1-2	.500	0	2	2	0.1	2	0	2	1	0	0	6	0.4
2	LATH, Cedric	17-0	53:49	3.2	1-4	.250	0-0	.000	1-2	.500	7	2	9	0.5	11	0	0	3	2	0	3	0.2
Team											36	49	85					16				
Total		29	5850		778-1775	.438	219-630	.348	382-553	.691	406	702	1108	38.2	521	9	379	249	139	298	2157	74.4
Opponents		29	5853		551-1440	.383	184-599	.307	373-563	.663	292	674	966	33.3	473	11	336	463	83	137	1659	57.2

Team Statistics

	UH	OPP
Scoring	2157	1659
Points per game	74.4	57.2
Scoring margin	+17.2	-
Field goals-att	778-1775	551-1440
Field goal pct	.438	.383
3 point fg-att	219-630	184-599
3-point FG pct	.348	.307
3-pt FG made per game	7.6	6.3
Free throws-att	382-553	373-563
Free throw pct	.691	.663
F-Throws made per game	13.2	12.9
Rebounds	1108	966
Rebounds per game	38.2	33.3
Rebounding margin	+4.9	-
Assists	379	336
Assists per game	13.1	11.6
Turnovers	249	463
Turnovers per game	8.6	16.0
Turnover margin	+7.4	-
Assist/turnover ratio	1.5	0.7
Steals	298	137
Steals per game	10.3	4.7
Blocks	139	83
Blocks per game	4.8	2.9
Winning streak	7	-
Home win streak	16	-
Attendance	117033	106231
Home games-Avg/Game	16-7315	9-11803
Neutral site-Avg/Game	-	4-5442

Team Results

Date	Opponent		Score	Att.
11/06/2023	ULM	W	84-31	6832
11/11/2023	A&M-Corpus Christi	W	82-50	7145
11/13/2023	Stetson	W	79-48	7104
11/16/2023	vs Towson	W	65-49	2745
11/17/2023	vs Utah	W	76-66	3029
11/19/2023	vs Dayton	W	69-55	3841
11/24/2023	Montana	W	79-44	7451
12/01/2023	at Xavier	W	66-60	10472
12/06/2023	Rice	W	75-39	7159
12/09/2023	Jackson St.	W	89-55	7122
12/16/2023	vs Texas A&M	W	70-66	12152
12/21/2023	Texas St.	W	72-37	7231
12/30/2023	Penn	W	81-42	7216
01/06/2024	West Virginia	W	89-55	7387
01/09/2024	at Iowa St.	L	53-57	14267
01/13/2024	at TCU	L	67-68	6151
01/17/2024	Texas Tech	W	77-54	7586
01/20/2024	UCF	W	57-42	7184
01/23/2024	at BYU	W	75-68	16553
01/27/2024	Kansas St.	W	74-52	7260
01/29/2024	at Texas	Wot	76-72	11313
02/03/2024	at Kansas	L	65-78	16300
02/06/2024	Oklahoma St.	W	79-63	7205
02/10/2024	at Cincinnati	W	67-62	12715
02/17/2024	Texas	W	82-61	7904
02/19/2024	Iowa St.	W	73-65	7895
02/24/2024	at Baylor	Wot	82-76	7500
02/27/2024	Cincinnati	W	67-59	7352
03/02/2024	at Oklahoma	W	87-85	10960



2023-24 Houston Men's Basketball Combined Team Statistics All games

Game Records

Record	Overall	Home	Away	Neutral
ALL GAMES	26-3	16-0	6-3	4-0
CONFERENCE	13-3	8-0	5-3	0-0
NON-CONFERENCE	13-0	8-0	1-0	4-0

Score by Periods

Team	1st	2nd	OT	TOT
Houston	1044	1089	24	2157
Opponents	720	925	14	1659

Team Box Score

No.	Player				Total			3-Point			F-Throw		Rebounds								PTS	AVG
		GP-GS	MIN	AVG	FG-FGA	FG%	3FG-3FGA	3FG%	FT-FTA	FT%	OFF	DEF	TOT	AVG	PF	DQ	A	TO	BLK	STL		
4	CRYER, LJ	29-29	928:58	32.0	155-380	.408	88-227	.388	52-60	.867	19	48	67	2.3	51	1	55	21	2	33	450	15.5
1	SHEAD, Jamal	29-29	895:50	30.9	144-339	.425	34-104	.327	59-73	.808	25	86	111	3.8	62	1	177	57	15	67	381	13.1
21	SHARP, Emanuel	29-25	786:42	27.1	106-282	.376	61-170	.359	94-110	.855	32	78	110	3.8	69	1	25	31	1	45	367	12.7
13	ROBERTS, J'Wan	28-28	754:51	27.0	119-204	.583	0-1	.000	38-68	.559	78	116	194	6.9	55	2	55	29	25	34	276	9.9
11	DUNN, Damian	29-4	513:51	17.7	57-156	.365	19-57	.333	46-69	.667	22	39	61	2.1	41	0	13	31	5	24	179	6.2
5	FRANCIS, Ja'Vier	29-29	579:12	20.0	69-110	.627	0-0	.000	30-58	.517	61	89	150	5.2	74	2	5	20	43	25	168	5.8
23	ARCENEUX, Terrance	11-0	201:23	18.3	22-57	.386	6-21	.286	10-19	.526	23	27	50	4.5	13	0	8	4	6	10	60	5.5
8	WILSON, Mylik	28-0	385:36	13.8	48-119	.403	4-21	.190	15-25	.600	24	59	83	3.0	32	0	22	16	10	27	115	4.1
25	TUGLER, Joseph	28-1	448:21	16.0	43-78	.551	0-2	.000	19-41	.463	53	62	115	4.1	85	2	8	13	30	26	105	3.8
3	WALKER JR., Ramon	24-0	262:51	11.0	12-36	.333	6-20	.300	17-26	.654	26	45	71	3.0	26	0	9	7	0	7	47	2.0
20	ELVIN, Ryan	15-0	38:36	2.6	2-10	.200	1-7	.143	1-2	.500	0	2	2	0.1	2	0	2	1	0	0	6	0.4
2	LATH, Cedric	17-0	53:49	3.2	1-4	.250	0-0	.000	1-2	.500	7	2	9	0.5	11	0	0	3	2	0	3	0.2
Team											36	49	85				16					
Total		29	5850		778-1775	.438	219-630	.348	382-553	.691	406	702	1108	38.2	521	9	379	249	139	298	2157	74.4
Opponents		29	5853		551-1440	.383	184-599	.307	373-563	.663	292	674	966	33.3	473	11	336	463	83	137	1659	57.2

Team Statistics

	UH	OPP
Scoring	2157	1659
Points per game	74.4	57.2
Scoring margin	+17.2	-
Field goals-att	778-1775	551-1440
Field goal pct	.438	.383
3 point fg-att	219-630	184-599
3-point FG pct	.348	.307
3-pt FG made per game	7.6	6.3
Free throws-att	382-553	373-563
Free throw pct	.691	.663
F-Throws made per game	13.2	12.9
Rebounds	1108	966
Rebounds per game	38.2	33.3
Rebounding margin	+4.9	-
Assists	379	336
Assists per game	13.1	11.6
Turnovers	249	463
Turnovers per game	8.6	16.0
Turnover margin	+7.4	-
Assist/turnover ratio	1.5	0.7
Steals	298	137
Steals per game	10.3	4.7
Blocks	139	83
Blocks per game	4.8	2.9
Winning streak	7	-
Home win streak	16	-
Attendance	117033	106231
Home games-Avg/Game	16-7315	9-11803
Neutral site-Avg/Game	-	4-5442

Team Results

Date	Opponent		Score	Att.
11/06/2023	ULM	W	84-31	6832
11/11/2023	A&M-Corpus Christi	W	82-50	7145
11/13/2023	Stetson	W	79-48	7104
11/16/2023	vs Towson	W	65-49	2745
11/17/2023	vs Utah	W	76-66	3029
11/19/2023	vs Dayton	W	69-55	3841
11/24/2023	Montana	W	79-44	7451
12/01/2023	at Xavier	W	66-60	10472
12/06/2023	Rice	W	75-39	7159
12/09/2023	Jackson St.	W	89-55	7122
12/16/2023	vs Texas A&M	W	70-66	12152
12/21/2023	Texas St.	W	72-37	7231
12/30/2023	Penn	W	81-42	7216
01/06/2024	West Virginia	W	89-55	7387
01/09/2024	at Iowa St.	L	53-57	14267
01/13/2024	at TCU	L	67-68	6151
01/17/2024	Texas Tech	W	77-54	7586
01/20/2024	UCF	W	57-42	7184
01/23/2024	at BYU	W	75-68	16553
01/27/2024	Kansas St.	W	74-52	7260
01/29/2024	at Texas	Wot	76-72	11313
02/03/2024	at Kansas	L	65-78	16300
02/06/2024	Oklahoma St.	W	79-63	7205
02/10/2024	at Cincinnati	W	67-62	12715
02/17/2024	Texas	W	82-61	7904
02/19/2024	Iowa St.	W	73-65	7895
02/24/2024	at Baylor	Wot	82-76	7500
02/27/2024	Cincinnati	W	67-59	7352
03/02/2024	at Oklahoma	W	87-85	10960



2023-24 Houston Men's Basketball
Team High/Low Analysis
All games

Houston - Game Highs

POINTS	89	West Virginia (01/06/2024)
	89	Jackson St. (12/09/2023)
	87	at Oklahoma (03/02/2024)
	84	ULM (11/06/2023)
	82	at Baylor (02/24/2024)
	82	Texas (02/17/2024)
	82	A&M-Corpus Christi (11/11/2023)
FIELD GOALS MADE	34	at Oklahoma (03/02/2024)
	34	West Virginia (01/06/2024)
FIELD GOAL ATTEMPTS	69	at Cincinnati (02/10/2024)
	69	at Kansas (02/03/2024)
FIELD GOAL PERCENTAGE	.567 (34-60)	at Oklahoma (03/02/2024)
	.531 (34-64)	West Virginia (01/06/2024)
3 PT FG MADE	11	vs Texas A&M (N) (12/16/2023)
	11	Jackson St. (12/09/2023)
	11	ULM (11/06/2023)
3 PT FG ATTEMPTS	35	ULM (11/06/2023)
	30	Jackson St. (12/09/2023)
3 PT FG PERCENTAGE	.526 (10-19)	at Oklahoma (03/02/2024)
	.500 (9-18)	West Virginia (01/06/2024)
FREE THROWS MADE	24	Iowa St. (02/19/2024)
	23	Kansas St. (01/27/2024)
FREE THROW ATTEMPTS	34	Kansas St. (01/27/2024)
	34	A&M-Corpus Christi (11/11/2023)
FREE THROW PERCENTAGE	1.000 (3-3)	Texas Tech (01/17/2024)
	.875 (7-8)	vs Texas A&M (N) (12/16/2023)
	.875 (7-8)	vs Dayton (N) (11/19/2023)
REBOUNDS	54	A&M-Corpus Christi (11/11/2023)
	47	at Texas (01/29/2024)
	47	Jackson St. (12/09/2023)
ASSISTS	19	ULM (11/06/2023)
	18	vs Texas A&M (N) (12/16/2023)
STEALS	18	Jackson St. (12/09/2023)
	17	Stetson (11/13/2023)
BLOCKED SHOTS	10	vs Texas A&M (N) (12/16/2023)
	9	West Virginia (01/06/2024)
	9	at Xavier (12/01/2023)
	9	A&M-Corpus Christi (11/11/2023)
TURNOVERS	16	at Iowa St. (01/09/2024)
	13	Jackson St. (12/09/2023)
FOULS	27	at Xavier (12/01/2023)



2023-24 Houston Men's Basketball
Team High/Low Analysis
All games

as c

Houston - Game Lows

POINTS	53	at Iowa St. (01/09/2024)
	57	UCF (01/20/2024)
	65	at Kansas (02/03/2024)
	65	vs Towson (N) (11/16/2023)
	66	at Xavier (12/01/2023)
FIELD GOALS MADE	19	at Iowa St. (01/09/2024)
	20	UCF (01/20/2024)
FIELD GOAL ATTEMPTS	50	Iowa St. (02/19/2024)
	50	at Iowa St. (01/09/2024)
FIELD GOAL PERCENTAGE	.344 (21-61)	at Xavier (12/01/2023)
	.345 (20-58)	UCF (01/20/2024)
3 PT FG MADE	3	at Cincinnati (02/10/2024)
	4	at TCU (01/13/2024)
	4	Texas St. (12/21/2023)
3 PT FG ATTEMPTS	15	Oklahoma St. (02/06/2024)
	16	at Cincinnati (02/10/2024)
	16	Penn (12/30/2023)
3 PT FG PERCENTAGE	.188 (3-16)	at Cincinnati (02/10/2024)
	.211 (4-19)	Texas St. (12/21/2023)
FREE THROWS MADE	3	Texas Tech (01/17/2024)
	5	Rice (12/06/2023)
FREE THROW ATTEMPTS	3	Texas Tech (01/17/2024)
	8	vs Texas A&M (N) (12/16/2023)
	8	vs Dayton (N) (11/19/2023)
FREE THROW PERCENTAGE	.500 (12-24)	vs Utah (N) (11/17/2023)
	.556 (5-9)	Rice (12/06/2023)
REBOUNDS	22	at Oklahoma (03/02/2024)
	24	Kansas (02/03/2024)
ASSISTS	8	at Iowa St. (01/09/2024)
	9	at Cincinnati (02/10/2024)
	9	Kansas St. (01/27/2024)
	9	at BYU (01/23/2024)
	9	Texas St. (12/21/2023)
STEALS	2	vs Texas A&M (N) (12/16/2023)
	5	at Cincinnati (02/10/2024)
	5	at Texas (01/29/2024)
BLOCKED SHOTS	1	Oklahoma St. (02/06/2024)
	1	at Kansas (02/03/2024)
TURNOVERS	3	at Kansas (02/03/2024)
	4	Montana (11/24/2023)
FOULS	12	at Kansas (02/03/2024)
	12	at BYU (01/23/2024)
	12	at Kansas (02/03/2024)



2023-24 Houston Men's Basketball
Team High/Low Analysis
All games

Opponent - Game Highs

POINTS	85	at Oklahoma (03/02/2024)
	78	at Kansas (02/03/2024)
	76	at Baylor (02/24/2024)
	72	at Texas (01/29/2024)
	68	at BYU (01/23/2024)
	68	at TCU (01/13/2024)
FIELD GOALS MADE	31	at Kansas (02/03/2024)
	29	at Oklahoma (03/02/2024)
FIELD GOAL ATTEMPTS	64	A&M-Corpus Christi (11/11/2023)
	60	at Texas (01/29/2024)
FIELD GOAL PERCENTAGE	.689 (31-45)	at Kansas (02/03/2024)
	.527 (29-55)	at Oklahoma (03/02/2024)
3 PT FG MADE	12	at Oklahoma (03/02/2024)
	11	at BYU (01/23/2024)
	11	Texas Tech (01/17/2024)
3 PT FG ATTEMPTS	38	at BYU (01/23/2024)
	31	vs Utah (N) (11/17/2023)
3 PT FG PERCENTAGE	.533 (8-15)	at TCU (01/13/2024)
	.529 (9-17)	Iowa St. (02/19/2024)
FREE THROWS MADE	24	Oklahoma St. (02/06/2024)
	24	UCF (01/20/2024)
FREE THROW ATTEMPTS	37	Oklahoma St. (02/06/2024)
	33	UCF (01/20/2024)
FREE THROW PERCENTAGE	.833 (15-18)	at Oklahoma (03/02/2024)
	.818 (18-22)	at Baylor (02/24/2024)
	.818 (18-22)	at Iowa St. (01/09/2024)
REBOUNDS	42	Cincinnati (02/27/2024)
	42	at Xavier (12/01/2023)
ASSISTS	20	at Kansas (02/03/2024)
	19	at Texas (01/29/2024)
STEALS	8	at Iowa St. (01/09/2024)
	7	Oklahoma St. (02/06/2024)
	7	Rice (12/06/2023)
	7	at Xavier (12/01/2023)
BLOCKED SHOTS	8	at Xavier (12/01/2023)
	5	Kansas St. (01/27/2024)
	5	West Virginia (01/06/2024)
	5	Jackson St. (12/09/2023)
TURNOVERS	27	Texas St. (12/21/2023)
	25	ULM (11/06/2023)
FOULS	23	Cincinnati (02/27/2024)
	23	at Xavier (12/01/2023)
	22	A&M-Corpus Christi (11/11/2023)



2023-24 Houston Men's Basketball
Team High/Low Analysis
All games

Opponent - Game Lows

POINTS	31	ULM (11/06/2023)
	37	Texas St. (12/21/2023)
	39	Rice (12/06/2023)
	42	UCF (01/20/2024)
	42	Penn (12/30/2023)
FIELD GOALS MADE	7	UCF (01/20/2024)
	11	ULM (11/06/2023)
FIELD GOAL ATTEMPTS	39	ULM (11/06/2023)
	40	Jackson St. (12/09/2023)
FIELD GOAL PERCENTAGE	.159 (7-44)	UCF (01/20/2024)
	.282 (11-39)	ULM (11/06/2023)
3 PT FG MADE	2	Texas St. (12/21/2023)
	3	at Iowa St. (01/09/2024)
	3	Montana (11/24/2023)
	3	ULM (11/06/2023)
3 PT FG ATTEMPTS	13	at Kansas (02/03/2024)
	15	at TCU (01/13/2024)
	15	at Iowa St. (01/09/2024)
	15	Texas St. (12/21/2023)
	15	vs Towson (N) (11/16/2023)
3 PT FG PERCENTAGE	.133 (2-15)	Texas St. (12/21/2023)
	.174 (4-23)	West Virginia (01/06/2024)
FREE THROWS MADE	3	Stetson (11/13/2023)
	6	ULM (11/06/2023)
FREE THROW ATTEMPTS	5	Stetson (11/13/2023)
	10	at BYU (01/23/2024)
FREE THROW PERCENTAGE	.353 (6-17)	ULM (11/06/2023)
	.467 (7-15)	Texas Tech (01/17/2024)
REBOUNDS	21	Stetson (11/13/2023)
	25	Jackson St. (12/09/2023)
ASSISTS	5	Oklahoma St. (02/06/2024)
	5	UCF (01/20/2024)
STEALS	2	at Cincinnati (02/10/2024)
	2	at Kansas (02/03/2024)
	2	Montana (11/24/2023)
BLOCKED SHOTS	0	at BYU (01/23/2024)
	0	at Iowa St. (01/09/2024)
	0	Penn (12/30/2023)
	0	Stetson (11/13/2023)
TURNOVERS	8	at Oklahoma (03/02/2024)
	8	at Cincinnati (02/10/2024)
FOULS	9	Texas Tech (01/17/2024)
	10	at Kansas (02/03/2024)



2023-24 Houston Men's Basketball
Player Highs Analysis
All games

Page 1
as of Mar 03, 20



2023-24 Houston Men's Basketball
Player Highs Analysis
All games

Page 2
as of Mar 03

Houston - Individual Game Highs

POINTS	29	Jamal Shead vs Texas Tech (01/17/2024)
	26	Jamal Shead vs Iowa St. (02/19/2024)
	26	LJ Cryer vs Texas (02/17/2024)
	25	Jamal Shead at Texas (01/29/2024)
	25	Emanuel Sharp vs Jackson St. (12/09/2023)
FIELD GOALS MADE	12	Jamal Shead vs Texas Tech (01/17/2024)
	11	Jamal Shead at Texas (01/29/2024)
FIELD GOAL ATTEMPTS	25	Jamal Shead at Cincinnati (02/10/2024)
	24	Jamal Shead at Texas (01/29/2024)
FIELD GOAL PERCENTAGE (min 5 made)	1.000 (5-5)	Ja'Vier Francis vs Texas St. (12/21/2023)
	.833 (10-12)	J'Wan Roberts at Oklahoma (03/02/2024)
	.833 (5-6)	J'Wan Roberts vs Dayton (N) (11/19/2023)
	.833 (5-6)	J'Wan Roberts vs Utah (N) (11/17/2023)
	.833 (5-6)	Ja'Vier Francis vs Towson (N) (11/16/2023)
	.833 (5-6)	Mylik Wilson vs Stetson (11/13/2023)
3 PT FG MADE	6	LJ Cryer vs Texas (02/17/2024)
	6	LJ Cryer at Kansas (02/03/2024)
3 PT FG ATTEMPTS	13	Emanuel Sharp vs Texas A&M (N) (12/16/2023)
	12	LJ Cryer at Kansas (02/03/2024)
	12	LJ Cryer at Xavier (12/01/2023)
	12	LJ Cryer vs Montana (11/24/2023)
3 PT FG PERCENTAGE (min 2 made)	1.000 (2-2)	Damian Dunn at Oklahoma (03/02/2024)
	.750 (3-4)	Damian Dunn vs Stetson (11/13/2023)
FREE THROWS MADE	12	Jamal Shead vs Iowa St. (02/19/2024)
	11	Emanuel Sharp vs Texas St. (12/21/2023)
FREE THROW ATTEMPTS	13	Jamal Shead vs Iowa St. (02/19/2024)
	11	Emanuel Sharp vs Texas St. (12/21/2023)
FREE THROW PERCENTAGE (min 3 made)	1.000 (11-11)	Emanuel Sharp vs Texas St. (12/21/2023)
	1.000 (6-6)	Jamal Shead at Oklahoma (03/02/2024)
	1.000 (6-6)	LJ Cryer at Baylor (02/24/2024)
	1.000 (6-6)	Emanuel Sharp at Baylor (02/24/2024)
	1.000 (5-5)	Jamal Shead vs Oklahoma St. (02/06/2024)
	1.000 (5-5)	LJ Cryer vs A&M-Corpus Christi (11/11/2023)
	1.000 (4-4)	Emanuel Sharp vs Texas (02/17/2024)
	1.000 (4-4)	Emanuel Sharp at Texas (01/29/2024)
	1.000 (4-4)	LJ Cryer at BYU (01/23/2024)
	1.000 (4-4)	Damian Dunn vs West Virginia (01/06/2024)
	1.000 (4-4)	Mylik Wilson vs Penn (12/30/2023)
	1.000 (4-4)	Jamal Shead at Xavier (12/01/2023)
	1.000 (3-3)	Jamal Shead vs Texas Tech (01/17/2024)
	1.000 (3-3)	LJ Cryer vs Texas A&M (N) (12/16/2023)
	1.000 (3-3)	LJ Cryer vs Towson (N) (11/16/2023)
	1.000 (3-3)	Emanuel Sharp vs Towson (N) (11/16/2023)
	1.000 (3-3)	Terrance Arceneaux vs Stetson (11/13/2023)
	1.000 (3-3)	Emanuel Sharp vs A&M-Corpus Christi (11/11/2023)
REBOUNDS	13	J'Wan Roberts at Kansas (02/03/2024)
	13	J'Wan Roberts at TCU (01/13/2024)
ASSISTS	11	Jamal Shead vs Cincinnati (02/27/2024)
	11	Jamal Shead vs West Virginia (01/06/2024)
STEALS	6	J'Wan Roberts at Baylor (02/24/2024)

Houston - Individual Game Highs

TURNOVERS	5	Jamal Shead at Iowa St. (01/09/2024)
	5	Damian Dunn vs Texas St. (12/21/2023)
FOULS	5	Ja'Vier Francis at Oklahoma (03/02/2024)
	5	J'Wan Roberts vs Iowa St. (02/19/2024)
	5	LJ Cryer vs Iowa St. (02/19/2024)
	5	J'Wan Roberts vs Oklahoma St. (02/06/2024)
	5	Jamal Shead at Texas (01/29/2024)
	5	Ja'Vier Francis at Texas (01/29/2024)
	5	Emanuel Sharp vs UCF (01/20/2024)
	5	Joseph Tugler at Iowa St. (01/09/2024)
	5	Joseph Tugler at Xavier (12/01/2023)



2023-24 Houston Men's Basketball
Player Highs Analysis
All games

Page 2
as of Mar 03,



2023-24 Houston Men's Basketball
Player Highs Analysis
All games

Page 3
as of Mar 03

Opponent - Individual Game Highs

POINTS	34	Wade Taylor IV vs Texas A&M (N) (12/16/2023)
	29	Gabe Madsen vs Utah (N) (11/17/2023)
	23	Ja'Kobe Walter at Baylor (02/24/2024)
	21	Rayj Dennis at Baylor (02/24/2024)
	20	Hunter Dickinson at Kansas (02/03/2024)
	20	Max Abmas at Texas (01/29/2024)
FIELD GOALS MADE	10	Wade Taylor IV vs Texas A&M (N) (12/16/2023)
	10	Gabe Madsen vs Utah (N) (11/17/2023)
FIELD GOAL ATTEMPTS	22	Wade Taylor IV vs Texas A&M (N) (12/16/2023)
	19	Gabe Madsen vs Utah (N) (11/17/2023)
FIELD GOAL PERCENTAGE (min 5 made)	1.000 (6-6)	Sam Godwin at Oklahoma (03/02/2024)
	.875 (7-8)	Kevin McCullar Jr. at Kansas (02/03/2024)
3 PT FG MADE	8	Gabe Madsen vs Utah (N) (11/17/2023)
	6	Kerwin Walton vs Texas Tech (01/17/2024)
	6	Wade Taylor IV vs Texas A&M (N) (12/16/2023)
3 PT FG ATTEMPTS	15	Gabe Madsen vs Utah (N) (11/17/2023)
	14	Wade Taylor IV vs Texas A&M (N) (12/16/2023)
3 PT FG PERCENTAGE (min 2 made)	1.000 (3-3)	Tre King vs Iowa St. (02/19/2024)
	1.000 (3-3)	Jordan Roberts vs A&M-Corpus Christi (11/11/2023)
	1.000 (2-2)	Emanuel Miller at TCU (01/13/2024)
	1.000 (2-2)	Hayden Hefner vs Texas A&M (N) (12/16/2023)
	1.000 (2-2)	Messiah Jones vs Towson (N) (11/16/2023)
FREE THROWS MADE	12	Javon Small vs Oklahoma St. (02/06/2024)
	8	Marchelus Avery vs UCF (01/20/2024)
	8	Wade Taylor IV vs Texas A&M (N) (12/16/2023)
	8	Desmond Claude at Xavier (12/01/2023)
FREE THROW ATTEMPTS	14	Javon Small vs Oklahoma St. (02/06/2024)
	12	Desmond Claude at Xavier (12/01/2023)
FREE THROW PERCENTAGE (min 3 made)	1.000 (8-8)	Marchelus Avery vs UCF (01/20/2024)
	1.000 (6-6)	Jalen Bridges at Baylor (02/24/2024)
	1.000 (6-6)	Keiveon Hunt vs Jackson St. (12/09/2023)
	1.000 (6-6)	Dailyn Swain at Xavier (12/01/2023)
	1.000 (4-4)	Javian McCallum at Oklahoma (03/02/2024)
	1.000 (4-4)	Jamille Reynolds vs Cincinnati (02/27/2024)
	1.000 (4-4)	Jayden Nunn at Baylor (02/24/2024)
	1.000 (4-4)	Aziz Bandaogo at Cincinnati (02/10/2024)
	1.000 (4-4)	Dai Dai Ames vs Kansas St. (01/27/2024)
	1.000 (4-4)	Jaylin Sellers vs UCF (01/20/2024)
	1.000 (4-4)	Robert Jones at Iowa St. (01/09/2024)
	1.000 (4-4)	Keshon Gilbert at Iowa St. (01/09/2024)
	1.000 (4-4)	Josiah Harris vs West Virginia (01/06/2024)
	1.000 (3-3)	Milan Momcilovic vs Iowa St. (02/19/2024)
	1.000 (3-3)	Dylan Disu at Texas (01/29/2024)
	1.000 (3-3)	Trevin Knell at BYU (01/23/2024)
	1.000 (3-3)	Tyler Hendricks vs UCF (01/20/2024)
REBOUNDS	13	Jalen Bridges at Baylor (02/24/2024)
	12	Henry Coleman III vs Texas A&M (N) (12/16/2023)
ASSISTS	9	Kobe Elvis vs Dayton (N) (11/19/2023)
	8	Javian McCallum at Oklahoma (03/02/2024)

Opponent - Individual Game Highs

STEALS	3	Rayj Dennis at Baylor (02/24/2024)
	3	Tre King at Iowa St. (01/09/2024)
	3	Tyler Perkins vs Penn (12/30/2023)
	3	Wade Taylor IV vs Texas A&M (N) (12/16/2023)
	3	Keiveon Hunt vs Jackson St. (12/09/2023)
	3	Abou Ousmane at Xavier (12/01/2023)
	3	Dayvion McKnight at Xavier (12/01/2023)
BLOCKED SHOTS	4	Akok Akok vs West Virginia (01/06/2024)
	3	Aziz Bandaogo vs Cincinnati (02/27/2024)
	3	Kadin Sherrick vs Texas (02/17/2024)
	3	Warren Washington vs Texas Tech (01/17/2024)
TURNOVERS	9	Stephan Swenson vs Stetson (11/13/2023)
	8	Rayj Dennis at Baylor (02/24/2024)
	8	Kaden Gumbs vs Texas St. (12/21/2023)
FOULS	5	Aziz Bandaogo vs Cincinnati (02/27/2024)
	5	Ja'Kobe Walter at Baylor (02/24/2024)
	5	Dylan Disu at Texas (01/29/2024)
	5	Cam Carter vs Kansas St. (01/27/2024)
	5	Trevin Knell at BYU (01/23/2024)
	5	Brandon Love vs Texas St. (12/21/2023)
	5	Zeke Cook vs Jackson St. (12/09/2023)
	5	Jordan O'Neal vs Jackson St. (12/09/2023)
	5	Max Fiedler vs Rice (12/06/2023)
	5	Desmond Claude at Xavier (12/01/2023)
	5	Makai Willis vs ULM (11/06/2023)