



OKLAHOMA STATE

BASKETBALL

Media Contact: Bryan Holmgren, Associate Director of Communications | e: bryan.holmgren@okstate.edu | c: 316-841-6206

32 | vs. UCF

First Round | Phillips 66 Big 12 Men's Basketball Championship
 Tuesday, Mar. 12, 2024 | 11:30 a.m. CT
 Kansas City, Mo. | T-Mobile Center
 Winner to Second Round vs. [5] BYU (Wed. 11:30 a.m., ESPN2)

TV: Big 12 Now on ESPN+ (Rich Hollenberg & Fran Fraschilla)
Radio: Cowboy Radio Network (Dave Hunziker & John Holcomb)
Info: Blg12Sports.com
Stats: okstate.statbroadcast.com
Series: UCF leads 2-0 (1-0 in 2023-24)
Last: Feb. 28, 2024 in Stillwater (UCF, 77-71)

Oklahoma State Schedule / Results

Nov. 1	OKLA. BAPTIST (Exhibition)		W	95-53
Nov. 6	ABILENE CHRISTIAN	-/-	L	59-64
Nov. 12	SAM HOUSTON	-/-	W	85-70

Legends Classic (Brooklyn, N.Y. / Barclays Center)

Nov. 16	vs St. Bonaventure	-/-	L	64-66
Nov. 17	vs Notre Dame	-/-	L	64-66 ot

Nov. 20	NEW ORLEANS	-/-	W	96-68
Nov. 24	HOUSTON CHRISTIAN	-/-	W	92-65
Nov. 30	CREIGHTON %	15/14	L	65-79
Dec. 5	at Southern Illinois	-/-	L	68-70

Battleground 2K24 (Oklahoma City / Paycom Center)

Dec. 10	vs Tulsa		W	72-57
---------	----------	--	---	-------

Dec. 17	ORAL ROBERTS	-/-	W	81-60
Dec. 20	WOFFORD	-/-	W	76-70
Dec. 31	SOUTH CAROLINA ST.	-/-	W	86-70
Jan. 3	CHICAGO ST.	-/-	W	72-53
Jan. 6	BAYLOR *	18/18	L	70-75 ot
Jan. 9	at Texas Tech *	rv/rv	L	73-90
Jan. 13	at Iowa St. *	rv/rv	L	42-66
Jan. 16	KANSAS *	3/4	L	66-90
Jan. 20	at Kansas St. *	rv/rv	L	66-70
Jan. 23	TCU *	rv/rv	L	69-74
Jan. 27	WEST VIRGINIA *	-/-	W	70-66
Jan. 30	at Kansas *	8/9	L	54-83
Feb. 3	KANSAS ST. *	-/-	W	75-72
Feb. 6	at Houston *	5/5	L	63-79
Feb. 10	at Oklahoma *	rv/rv	L	62-66
Feb. 17	BYU *	19/17	W	93-83
Feb. 21	at Cincinnati *	-/-	W	80-76
Feb. 24	OKLAHOMA *	rv/rv	L	82-84 ot
Feb. 28	UCF *	-/-	L	71-77
Mar. 2	at Texas *	-/-	L	65-81
Mar. 5	TEXAS TECH *	rv/rv	L	58-75
Mar. 9	at BYU *	20/23	L	71-85

Big 12 Championship (Kansas City, Mo. / T-Mobile Center)

Mar. 12	vs [12] UCF	11:30 AM	ESPN+
Mar. 13	vs [5] BYU	11:30 AM	ESPN2
Mar. 14	vs [4] Texas Tech	11:30 AM	ESPN2
Mar. 15	vs TBD (Semifinals)	6:00 PM	ESPN2
Mar. 16	vs TBD (Championship)	5:00 PM	ESPN

% = Big EAST/Big 12 Battle * = Big 12 Conference game
 Poll rankings listed after opponent (AP/Coaches)



[13] OKLAHOMA STATE
COWBOYS

VS

[12] UCF
KNIGHTS

Record: 12-19 • **Big 12:** 4-14 • **Streak:** Lost 5
NCAA NET*: 120 • **KenPom*:** 107
Home: 10-8 (Lost 3) • **Away:** 1-9 (Lost 2) • **Neutral:** 1-2
Head Coach: Mike Boynton Jr. (South Carolina '03)
 7th Season at OSU (119-108); Same Overall

Record: 16-14 • **Big 12:** 7-11 • **Streak:** Won 1
NCAA NET*: 61 • **KenPom*:** 60 • **AP:** - • **Coaches:** -
Home: 11-7 (Lost 2) • **Away:** 3-7 (Won 2) • **Neutral:** 2-0
Head Coach: Johnny Dawkins (Duke '86)
 8th Season at UCF (147-101); 16th Overall (303-216)

D1 Rank*	Big 12	Value	Category	D1 Rank*	Big 12	Value
276	13	38.7	Winning Percentage	173	12	53.3
246	13	71.3	Scoring Offense	245	12	71.3
198	13	72.6	Scoring Defense	47	3	67.0
254	13	-1.3	Scoring Margin	122	11	4.3
203	10	44.3	Field Goal Percentage	297	14	42.1
191	10	13.5	Free Throws Made Per Game	68	5	15.5
168	9	19.4	Free Throw Attempts Per Game	54	2	21.9
268	11	69.8	Free Throw Percentage	232	9	70.7
114	4	8.1	Three Pointers Per Game	254	12	6.6
79	2	24.2	Three Point Attempts Per Game	208	9	21.1
210	11	33.5	Three Point Percentage	303	14	31.3
156	9	-5.16	Effective FG pct	296	14	0.478
302	14	45.9	Field Goal Percentage Defense	34	5	40.9
174	10	33.6	Three Point Percentage Defense	129	8	32.8
100	5	16.0	Fouls Per Game	291	14	18.4
210	13	-0.1	Rebound Margin	82	7	3.1
265	13	9.16	Rebounds (Offensive) Per Game	47	3	12.23
241	10	24.42	Rebounds (Defensive) Per Game	169	6	25.23
282	14	33.58	Rebounds Per Game	80	5	37.47
221	11	1.04	Assist/Turnover Ratio	310	14	0.90
187	9	11.68	Turnovers Forced Per Game	41	4	14.30

* = As of Monday, Mar. 11

The NCAA includes only full Division I members in stat rankings (351 teams) but accounts for 11 additional transitioning members in the NET rankings (362 total)

OSU LINEUP

Projected Starters	Ht	Wt	Cl	Hometown	G-GS	Min	Pts	Reb	Other
G 12 Javon Small	6-3	195	Jr.	South Bend, Ind.	30-30	32.9	14.9	4.8	4.2 app, 108/125 FT (.864)
G 51 John-Michael Wright	6-1	200	Gr.	Fayetteville, N.C.	31-19	23.3	8.9	1.4	2,128 pts, 301 3pt FG
G 14 Jamyron Keller	6-3	210	Fr.	St. Matthews, S.C.	24-7	19.5	6.7	2.0	In 7 starts: 10.7 ppg
G 5 Quion Williams	6-5	220	So.	Jonesboro, Ark.	31-27	28.2	7.6	5.5	6 games w/10+ rebounds
C 23 Brandon Garrison	6-11	245	Fr.	Oklahoma City, Okla.	31-28	22.6	7.5	5.3	42 blocks, 57.2% FG

Key Reserves	Ht	Wt	Cl	Hometown	31-16	22.3	9.3	4.7	Other
F 2 Eric Dailey Jr.	6-8	230	Fr.	Palmetto, Fla.	31-1	16.8	4.5	1.3	14 games w/10+ pts
G 4 Jarius Hicklen	6-4	180	Gr.	Dallas, Texas	29-3	11.4	3.6	2.6	42 3pt FG (.378)
C 32 Mike Marsh	6-10	250	R-Sr.	Columbia, S.C.	26-7	11.6	2.0	1.5	53% FG
G 13 Connor Dow	6-6	200	Fr.	Broken Arrow, Okla.	23-0	6.6	2.6	1.5	12 steals
F 21 Justin McBride	6-8	230	Fr.	Plano, Texas	19-0	6.7	2.8	1.4	76.0% on 2-point FG

Oklahoma State Men's Basketball Roster

QUICK FACTS

THE UNIVERSITY

Institution	Oklahoma State University
Location	Stillwater, Okla.
Founded	Dec. 25, 1890
Enrollment (Fall, 2023)	25,174
Nickname	Cowboys
School Colors	Orange & Black
Home Court	Gallagher-Iba Arena
Capacity	13,611
Affiliation	NCAA Division I
Conference	Big 12
President	Dr. Kayse Shrum
Alma mater	Okahoma State
Athletic Director	Chad Weiberg
Alma mater	Oklahoma State, 1994
Website	okstate.com
X / Instagram	@OSUMBB
Instagram	@OSUMBB
Facebook	facebook.com/CowboyBasketball
Mike Boynton Twitter	@TheCoachMike

TEAM INFORMATION

2022-23 overall record	20-16 (12-6 H, 5-7 A, 3-3 N)
Big 12 Regular Season	8-10 (5-4 H, 3-6 A), 7th
Big 12 Championship	1-1, Quarterfinals
Postseason	N/A
Final Rankings (AP/Coaches)	- / -
Starters Returning/Lost	2/3
Letterwinners Returning/Lost	7/8
Returning Redshirts/Newcomers	0/9

HISTORY

First year of basketball	1907-08
All-time record	1,748-1,248
Big 12 record	237-237
All-Americans	23
Olympians	10
NBA Draft picks (first-round picks)	37 (10)
Conference regular season titles	18
Big 12 (1996-Pr.)	1 (2004)
Big Eight (1958-96)	2 (1965, 1991)
Missouri Valley (1925-57)	15
Southwest Conference (1921-25)	1
Conference tournament titles	4
Big 12 (1997-Pr.)	2 (2004, 2005)
Big Eight (1977-96)	2 (1983, 1995)
NCAA appearances (last)	29 (2021)
Record	39-28
Championships (years)	2 (1945, 1946)
Final Fours (last)	6 (2004)
NIT Appearances (last)	13 (2023)
Record	11-14
Best Finish	3rd Place (1938, 1940)

ATHLETIC COMMUNICATIONS

Communications phone	(405) 744-7714
Communications fax	(405) 744-7754
Assistant AD/Communications	Gavin Lang
Assoc. Director/MBB Contact	Bryan Holmgren
E-mail:	bryan.holmgren@okstate.edu
Office:	(405) 744-7756
Cell:	(316) 841-6206
Mailing Address:	220 Athletics Center Oklahoma State University Stillwater, OK 74078

2023-24 NUMERICAL ROSTER

No.	Name	Pos.	Ht.	Wt.	Class	Exp.	Hometown / Previous School
0	Naz Brown	G	6-0	181	So.	1L	Fort Worth, Texas / Coppell HS
1	Bryce Thompson	G	6-6	205	Sr.*	2L	Tulsa, Okla. / Kansas
2	Eric Dailey Jr.	F	6-8	230	Fr.	HS	Palmetto, Fla. / IMG Academy
4	Jarius Hicklen	G	6-4	180	Gr.	TR	Dallas, Texas / North Florida
5	Quion Williams	G	6-5	220	So.	1L	Jonesboro, Ark. / Jonesboro HS
12	Javon Small	G	6-3	195	Jr.	TR	South Bend, Ind. / East Carolina
13	Connor Dow	G	6-6	200	Fr.	HS	Broken Arrow, Okla. / Broken Arrow HS
14	Jamyron Keller	G	6-3	210	Fr.	HS	St. Matthews, S.C. / Ellison HS (Texas)
15	Carson Sager	G	6-4	207	Sr.*	2L	Wichita Falls, Texas / Rider HS
21	Justin McBride	F	6-8	230	Fr.	HS	Plano, Texas / Plano HS
22	Brooks Manzer	G	6-3	190	Jr.*	1L	Edmond, Okla. / Memorial HS
23	Brandon Garrison	C	6-11	245	Fr.	HS	Oklahoma City, Okla. / Del City HS
32	Mike Marsh	C	6-10	250	R-Sr.	TR	Columbia, S.C. / Jacksonville
35	Weston Church	G	6-3	180	Sr.*	2L	Fairview, Okla. / Fairview HS
51	John-Michael Wright	G	6-1	200	Gr.	1L	Fayetteville, N.C. / High Point

2023-24 ALPHABETICAL ROSTER

No.	Name	Pos.	Ht.	Wt.	Class	Exp.	Hometown / Previous School
0	Naz Brown	G	6-0	181	So.	1L	Fort Worth, Texas / Coppell HS
35	Weston Church	G	6-3	180	Sr.*	2L	Fairview, Okla. / Fairview HS
2	Eric Dailey Jr.	F	6-8	230	Fr.	HS	Palmetto, Fla. / IMG Academy
13	Connor Dow	G	6-6	200	Fr.	HS	Broken Arrow, Okla. / Broken Arrow HS
23	Brandon Garrison	C	6-11	245	Fr.	HS	Oklahoma City, Okla. / Del City HS
4	Jarius Hicklen	G	6-4	180	Gr.	TR	Dallas, Texas / North Florida
14	Jamyron Keller	G	6-3	210	Fr.	HS	St. Matthews, S.C. / Ellison HS (Texas)
22	Brooks Manzer	G	6-3	190	Jr.*	1L	Edmond, Okla. / Memorial HS
32	Mike Marsh	C	6-10	250	R-Sr.	TR	Columbia, S.C. / Jacksonville
21	Justin McBride	F	6-8	230	Fr.	HS	Plano, Texas / Plano HS
15	Carson Sager	G	6-4	207	Sr.*	2L	Wichita Falls, Texas / Rider HS
12	Javon Small	G	6-3	195	Jr.	TR	South Bend, Ind. / East Carolina
1	Bryce Thompson	G	6-6	205	Sr.*	2L	Tulsa, Okla. / Kansas
5	Quion Williams	G	6-5	220	So.	1L	Jonesboro, Ark. / Jonesboro HS
51	John-Michael Wright	G	6-1	200	Gr.	1L	Fayetteville, N.C. / High Point

* = Roster classes reflect playing experience.

ON THE BENCH:

Head Coach: Mike Boynton Jr.; 7th Season (South Carolina '03)

Associate Head Coach: Terrence Rencher (Texas '07)

Assistant Coach: David Cason (Illinois State '96)

Assistant Coach: Keiton Page (Oklahoma State '12)

Assistant Coach: Scott Sutton (Oklahoma State '95)

Assistant Coach: James Barrett (Sam Houston State '10)

Dir. of Player Development: Nelson Hernandez (Utah State '13)

Video Coordinator: Kris Quintana (St. John's '16)

Athletic Trainer: Kevin Blaske (Missouri Southern '86)

Strength & Conditioning Coach: Mark Mitchell (Eastern Mich. '10)

Graduate Assistants: Brady Priess & Joseph "JoJo" Anderson

PRONUNCIATIONS

0	Naz Brown	rhymes w/ "jaws"
4	Jarius Hicklen	JAIR-ee-us
5	Quion Williams	KEE-on
12	Javon Small	juh-VAWN
14	Jamyron Keller	juh-MY-run
	Keiton Page	KEE-ton
	David Cason	CASE-on
	Brady Priess	Price

Game Notes



2024 • PHILLIPS 66 BIG 12 MEN'S BASKETBALL CHAMPIONSHIP

KANSAS CITY, MO | T-MOBILE CENTER

First Round -- Tuesday, Mar. 12

11:30 AM [12] **UCF** vs. [13] **Oklahoma St.** ESPN+
2:00 PM [11] **Cincinnati** vs. [14] **West Virginia** ESPN+

Second Round -- Wednesday, Mar. 13

11:30 AM [5] **BYU** vs. Game 1 Winner *ESPN2
2:00 PM [8] **TCU** vs. [9] Oklahoma ESPN+
6:00 PM [7] **Texas** vs. [10] Kansas St. ESPN+
8:30 PM [6] **Kansas** vs. Game 2 Winner *ESPN2

Quarterfinals -- Thursday, Mar. 14

11:30 AM [4] **Texas Tech** vs. Game 3 Winner *ESPN2
2:00 PM [1] **Houston** vs. Game 4 Winner *ESPN
6:00 PM [2] **Iowa St.** vs. Game 5 Winner *ESPN2
8:30 PM [3] **Baylor** vs. Game 6 Winner *ESPN or 2

Semifinals -- Friday, Mar. 15

6:00 PM Game 7 & 8 Winners *ESPN or 2
8:30 PM Game 9 & 10 Winners *ESPN or 2

Championship -- Saturday, Mar. 16

5:00 PM Championship *ESPN

The Basics:

- The No. 13 seed Oklahoma State Cowboys (12-19) take on the 12th-seeded UCF Knights (16-14) Tuesday morning in a first-round matchup at the Phillips 66 Big 12 Men's Basketball Championship inside the T-Mobile Center in Kansas City, Mo.
- It's the first game of the first year of the Big 12's expanded, 14-team format. OSU must win five times in five days in order to claim the league's automatic bid to the NCAA tournament.
- The Cowboys' path to the weekend offers a potential revenge tour with games against three teams that defeated them during the last two weeks of the regular season.
- The OSU-UCF winner battles No. 5 seed BYU in Wednesday's second round (11:30 a.m. CT, ESPN2) for the right to face No. 4 seed Texas Tech in Thursday's quarterfinals (11:30 a.m. CT, ESPN2).

Follow the Bouncing Ball:

- Fans can watch Tuesday's first round matchups on the Big 12 Now on ESPN+ with **Rich Hollenberg** and **Fran Fraschilla** or tune in to **Dave Hunziker** and **John Holcomb** on stations across the Cowboy Radio Network. Visit okstate.com/radio for a complete list of affiliates.
- Find the bracket, schedules, scores, stats, recaps and other fan information on the championship central page at Big12Sports.com.

Small Earns Postseason Honor:

- Junior point guard **Javon Small** was named honorable mention all-conference on Sunday after leading the team in points (14.9), assists (4.2) and defensive rebounds (4.4). The East Carolina transfer is No. 4 on the Big 12 leaderboard in free throw percentage, converting 108 on 86.4% efficiency.

Big 12 Tourney Tidbits:

- OSU is in search of its first Big 12 tournament crown since winning back-to-back titles under **Eddie Sutton** in 2004 and 2005. The latter was this event's final appearance at Kemper Arena.
- Mike Boynton Jr.** is 5-4 in Big 12 Championship play. The Cowboys advanced in the bracket in four of his five previous appearances, highlighted by a run to the 2021 final.
- A year ago, as the No. 7 seed, the Cowboys knocked off Oklahoma in the first round to complete a three-game sweep of their Bedlam rival but were the last team out on Selection Sunday following a quarterfinal loss to Texas.
- OSU's 2022 team was ineligible to participate because of an NCAA postseason ban.
- In 2020, OSU knocked off Iowa State in the first round for its seventh victory in nine games but lost out on another potential postseason opportunity – this time due to the COVID-19 pandemic. The team's quarterfinal clash with top seed Kansas was canceled hours before tipoff.
- OSU is 19-7 in tournament openers, including 14-3 in "play-in" rounds.
- Cowboy teams are 19-18 in Kansas City, spanning 16 appearances (11-13 in 14 tournaments at T-Mobile Center).
- The Cowboys are the first No. 13 seed in Big 12 Championship's 28-year history. For what it's worth, they're 2-0 all-time against No. 12 seeds.
- The Cowboys could potentially face two different teams who are making their Big 12 Championship debuts: UCF and BYU.
- By contrast, OSU has won more Big 12 tournament games against potential quarterfinal foe Texas Tech (6-1) than any other school.

The OSU Outlook:

- With five straight losses to close the regular season, it would be easy to write off Oklahoma State in this week's tournament. Don't.
- A young Cowboy team has played some of its best basketball down the stretch and will look to turn the corner in Kansas City.
- OSU reinvented itself in the off-season with nine newcomers and was forced to do so again in February after losing its most experienced player, senior shooting guard **Bryce Thompson** (11.6 ppg), to a season-ending shoulder injury during the Jan. 30 game at Kansas.
- Bad luck has been an unfortunate theme for the 2023-24 Cowboys. Including the recent loss to UCF, they're 3-10 in two-possession games (decided by six points in either direction), however, Thompson's injury may have also come with a silver lining. Others have emerged:
- After clocking just 25 conference minutes during the month of January, true freshman combo guard **Jamyron Keller** has averaged more than 30.0 in the six weeks since, along with 10.0 points per game. His down hill, physical style has helped transform a Cowboy offense that relied heavily on jump shots for the first half of the year into one with a more aggressive, inside-out approach.
- Junior point guard **Javon Small** has become a more assertive scorer and is getting to the rim

with regularity. Since Feb. 1 he's been the Big 12's second leading scorer at 17.5 points per game while converting nearly 88% of his 5.7 free throw attempts.

- Fifth-year guard and 2,000-point scorer **John-Michael Wright** (8.9 ppg, team-best 59 threes) has become the team's vocal leader while rediscovering his shooting touch. He's made at least one triple in each of the last 14 games and bagged his 300th career three in last week's home finale.
- Wright is the only active Cowboy who has scored a point in a Big 12 tournament game (17 in two games last year, including 10 in the 2023 first-round win over Oklahoma).
- Sophomore wing **Quion Williams** (7.6 points, team-best 5.5 rebounds) has made the leap this year from deep reserve to sophomore starter and defensive stopper, capable of playing the 3 or the 4.
- Seventh-year head coach **Mike Boynton Jr.** otherwise used a off-season roster overhaul as an opportunity to bring a little more balance to a program that ranked among KenPom's top-20 defenses in each of the three previous seasons but, at times, struggled to score. He put a premium on shooters and ball-handlers and largely succeeded with a freshman class that was ranked as high as seventh nationally, supplemented by an experienced transfer crop, led by Small.
- OSU leads the Big 12 in a not so enviable category: percentage of points (36.1%) and minutes (37.1%) by freshmen. Five rookies took their lumps early but have made steady progress.
- 6-11 freshman center **Brandon Garrison** (7.5 ppg, 5.4 rpg), a 2023 McDonald's All-American, has started each of the last 28 games. He's topped 20 points three times in Big 12 play and ranks among the league leaders with 42 blocks.
- 6-8 freshman **Eric Dailey Jr.** -- a member of USA's Basketball's FIBA U19 World Cup squad -- has been a valuable sixth man and a versatile inside-out weapon who can run the point or function as the center in small lineups.
- OSU's three-point shooting has gotten an additional boost from North Florida grad transfer **Jarius Hicklen** (42 threes on 37.8%). He's made 292 of them across five NCAA seasons.
- 6-10 Jacksonville grad transfer **Mike Marsh** is the wise elder statesman in an otherwise all-freshman front court.
- Boynton loves the energy and work ethic of 6-6 sharp-shooter **Connor Dow** and the upside of 6-9 **Justin McBride**, the Big 12's youngest active player.

TV-Radio Speed Chart



1 BRYCE THOMPSON

6-6 | Sr. | G | Tulsa, Okla.

G-GS	Min	Reb	Ast	Stl	Blk	Pts
18-17	27.7	1.9	1.5	14	2	11.6

- Suffered a season-ending shoulder injury early in the Jan. 30 game against Kansas.
- Explosive guard had stepped into a leadership role this year as OSU's longest-tenured scholarship player (3rd season).
- Scored his 1,000th collegiate point on Jan. 16 vs. KU and needs just 61 more to join OSU's 1,000-point club.
- Ranks 21st on OSU's career triples list (121)... Hit 31 threes on 34.4% accuracy in 2023-24... Averaged 3.1 on 46% in eight OSU wins.
- 20-point outing vs. Kansas (Jan. 16) was a season-high and the seventh 20-point game of his OSU career.
- 2020 McDonald's All-American played his freshman season at Kansas.



2 ERIC DAILEY JR.

6-8 | Fr. | F | Palmetto, Fla.

G-GS	Min	Reb	Ast	Stl	Blk	Pts
31-16	22.3	4.7	1.6	24	3	9.3

- Skilled freshman 4 can do a little bit of everything... Has embraced the sixth-man role after starting the first half of the year.
- Notched his 14th double-figure scoring game Tuesday vs. TTU with a team-high 12 points on 4-of-6 shooting (2/3 3pt).
- Ended February on a high note with a career-high 20 vs. OU (Feb. 24) on 8-of-10 shooting and a 15-point night vs. UCF (Feb. 28).
- Posted double-doubles vs. No. 12 Creighton (Nov. 30) and ORU (Dec. 17).
- Basketball junky who "watches probably more film than any player I've ever coached" per Boynton.
- Grew up in a hoops family. Father (Eric Sr.) played professionally and mother (Shell) has coached at the NCAA and WNBA levels.



4 JARIUS HICKLEN

6-4 | Gr. | G | Dallas, Texas

G-GS	Min	Reb	Ast	Stl	Blk	Pts
31-1	16.8	1.3	0.4	11	2	4.5

- Sharp-shooter ranks among the NCAA's active leaders with 292 career triples on 39% accuracy.
- Has also scored 1,441 career points.
- Celebrated Senior Night with six points against Texas Tech.
- Grad transfer played two seasons each at Oklahoma Baptist (2019-21) and North Florida (2021-23).
- Is pursuing a second masters degree at OSU in interdisciplinary studies. He knocked out his associates degree while still in high school, finished his bachelors in sports management in two years at OBU, and completed his first masters at UNF last spring.



5 QUION WILLIAMS

6-5 | So. | G | Jonesboro, Ark.

G-GS	Min	Reb	Ast	Stl	Blk	Pts
31-27	28.2	5.5	2.1	33	9	7.6

- Athletic guard provides defense, rebounding and energy... Can play multiple positions, including the four-spot in small lineups.
- Often tasked with guarding opposing team's best scorer.
- Leads the team in rebounds and steals (33)... Six games w/ 10+ rebounds.
- Averaging 10.8 points since Feb. 1... Double-figures in 6 of those 10 games... Career-high 21 points vs. Oklahoma (Feb. 24).
- Flirted with a triple-double at Cincy (12 pts, 8 reb, 8 ast)... Notched his fourth double-double at OU (Feb. 10) w/ 12 pts, 10 reb.
- One of three Cowboy rotation players back from last year, has taken on a much larger role (27.2 mpg, up from 13.1 in 2022-23).



12 JAVON SMALL

6-3 | Jr. | G | South Bend, Ind.

G-GS	Min	Reb	Ast	Stl	Blk	Pts
30-30	32.9	4.8	4.2	30	8	14.9

- **Honorable Mention All-Big 12...** Playmaking point guard can both score and facilitate.
- Big 12 leaders: Points (10th, 14.9), Assists (12th, 4.2), Free Throws (9th, 108), FT% (4th, .864), Def. Reb. (8th, 4.4), Minutes (10th, 32:53).
- Has made 51 threes on 36% accuracy... 13 games with 5+ assists, 5 w/ 20+ points.
- Career-high 34 points in the finale at BYU (Mar. 9)... Previous best was a 29-point effort vs. Notre Dame (Nov. 17).
- 2 double-doubles, most recently vs. WVU (Jan. 27) 15 pts, 12 reb.
- ECU transfer averaged 15.8 points and 5.6 assists for the Pirates in 2022-23 but missed the last two months with a leg injury.



13 CONNOR DOW

6-6 | Fr. | G | Broken Arrow, Okla.

G-GS	Min	Reb	Ast	Stl	Blk	Pts
26-7	11.6	1.5	0.4	12	4	2.0

- True freshman sniper can get his shot off from just about anywhere due to his 6-6 frame and high basketball IQ.
- Clocked a total of 30 minutes in the last two regular season games and tallied four points and three steals.
- Set career-highs for rebounds (7) and minutes (29:39) Jan. 30 at KU... Made first career start at KSU (Jan. 20): 6 pts, in 19 minutes.
- Made 3-of-7 threes in the opener vs. ACU (Nov. 6) and connected twice each against UNO (Nov. 20) and Houston Christian (Nov. 24).
- Compared by OSU head coach Mike Boynton to former Cowboy sharp-shooter Thomas Dziagwa.
- Oklahoman Super 5 pick led Broken Arrow to a state runner-up finish in 2023... AAU teammates with Brandon Garrison.



14 JAMYRON KELLER

6-3 | FR. | G | St. Matthews, S.C.

G-GS	Min	Reb	Ast	Stl	Blk	Pts
24-7	19.5	2.0	1.3	11	0	6.7

- Combo guard is described as a junk yard dog, blue collar type of player... Has started the last seven games.
- Averaging 10.0 points in 30+ minutes in the 10 games since Bryce Thompson's injury (up from 4.4 ppg, 1.0 apg, 10.9 mpg prior).
- Shooting over 50% from the field, including 69.4% from inside the arc (43-of-62).
- Had 9 points, 3 assists and a pair of steals in the first meeting with UCF (Feb. 28).
- Put up a career-high 22 on 8-of-8 shooting (4/4 3pt) in his first ever start vs. BYU (Feb. 17).
- Texas 5A player of the year scored more than 2,500 career points for Ellison High School.



21 JUSTIN MCBRIDE

6-8 | Fr. | F | Plano, Texas

G-GS	Min	Reb	Ast	Stl	Blk	Pts
23-0	6.6	1.5	0.0	4	3	2.6

- Skilled forward with size and athleticism.
- The Big 12's youngest active player, turned 18 on July 25.
- Has played in 10+ minutes in each of the last two games, totaling 7 points and 6 rebounds.
- Is shooting 54.3% from the field, including 76% on 2-point field goals (19-of-25).
- Set season-highs for points (8) vs. Sam Houston (Nov. 12) and rebounds (5) vs. Houston Christian (Nov. 24).
- Dallas area standout earned four stars from Rivals and a No. 79 class ranking.



23 BRANDON GARRISON

6-11 | Fr. | C | Oklahoma City, Okla.

G-GS	Min	Reb	Ast	Stl	Blk	Pts
31-28	22.6	5.3	1.5	26	42	7.5

- McDonald's All-American freshman is rapidly improving.
- 1.4 blocks ranks No. 7 on the Big 12 leaderboard... 42 total blocks are the fifth-most ever by an OSU freshman.
- Career-high 21 points vs. BYU (Feb. 17) on 7-of-8 shooting (7-of-12 FT)... It was his third 20-point game of the season.
- Also had 20 point games vs. WVU (Jan. 27) and Baylor (Jan. 6). In the latter he was 7/7 from the field and 6/6 on free throws.
- Has two double-figure rebounding games: 10 at Southern Illinois (Dec. 5) and 10 against South Carolina State (Dec. 31).
- Consensus 4-star, ranked as high as No. 30 by Rivals in the Class of 2023... Has added 18 pounds of muscle since his June arrival.



32 MIKE MARSH

6-10 | R-Sr. | C | Columbia, S.C.

G-GS	Min	Reb	Ast	Stl	Blk	Pts
29-3	11.4	2.6	0.7	5	6	3.6

- Grad transfer has been a consistent post presence and strong veteran mentor for a young front court... Shooting 53% from the field.
- Had his most-productive Big 12 game at Texas (Mar. 2) with 4 points, 6 rebounds and a team-best 3 assists in 16 minutes.
- Team-high 14 points vs. HCU (Nov. 24) on 6-of-9 shooting... Posted his first OSU double-double w/ 13 pts, 11 reb vs. UNO (Nov. 20).
- Missed most of summer workouts and did not play during OSU's August tour of Spain while recovering from a shoulder injury.
- Stalwart in the low post who featured prominently at Jacksonville for the past two seasons.
- As a redshirt junior in 2022-23, averaged 10.5 points and 4.9 rebounds in 23.3 minutes while shooting 55.2%.



51 JOHN-MICHAEL WRIGHT

6-1 | Gr. | G | Fayetteville, N.C.

G-GS	Min	Reb	Ast	Stl	Blk	Pts
31-19	23.3	1.4	0.9	24	2	8.9

- 5th year combo guard has emerged as a vocal leader... 4,707 career minutes at OSU ('22-24) and High Point ('19-22).
- Ranks among the active NCAA leaders in points (2,128), threes (301) and free throws (435).
- Season-high 22 points in the first meeting with UCF (Feb. 18) on five three-pointers.
- 1-for-5 night Saturday at BYU ended a run of 13-straight games w/ multiple threes -- the second-longest streak in OSU history.
- Has hit 40 of his team-high 59 threes over the last 14 games... Scored 11 points and hit his 300th three on Senior Night vs. Texas Tech.
- Played his first three seasons at High Point for Tubby Smith and totaled nearly 1,500 points.

Game Notes

LAST GAME

Oklahoma St
20/23 **BYU**

71
85

Mar. 9, 2024 | TV: ESPN+
Provo, Utah (Marriott Center)

	1st	2nd	Score
Oklahoma State	29	42	- 71
20/23 BYU	32	53	- 85

- BYU's fast start to the second half trumped **Javon Small's** furious finish
- The OSU junior scored 27 of his career-high 34 points over the final 10:00 to help the Cowboys cut a 25-point lead to as little as 10 before running out of time.
- BYU scored the first 13 points out of the locker room and added another 10-0 run to push a 32-29 halftime lead to 62-37 with about 10:00 left.
- Small dominated the rest of the way, outscoring the entire BYU team 27-23 over the final 10:00, during which he sank 9-of-11 shots including all four of his three-point attempts.
- OSU shot just under 45% for the night on 6-of-21 three-point shooting. Prior to Small's salvo, the Cowboys had missed 13 straight from deep.
- **Fousseyni Traore** (19 points) and **Jaxson Robinson** (17) accounted for 36 of BYU's 44 bench points, and **Spencer Johnson** (14 points, 10 rebounds) added a double-double.
- The Cougars shot 50.8%, including 69% during a 53-point second half. They were 4-of-19 from the half but 8-of-12 thereafter.

OKLAHOMA STATE (12-19, 4-14)

##	Name	Pts	FG	3pt	FT	TR	PF	A	TO	B	S	MP
05	Quion Williams*	4	2-6	0-2	0-0	0	0	1	1	0	0	19
12	Javon Small*	34	10-19	5-9	9-10	3	3	1	4	0	1	30
14	Jamyrn Keller*	6	3-7	0-2	0-0	6	3	2	1	0	0	38
23	Brandon Garrison*	9	4-5	0-0	1-1	4	2	2	1	1	1	30
51	John-Michael Wright*	5	2-9	1-5	0-0	3	2	1	1	0	1	23
02	Eric Dailey Jr.	9	4-8	0-0	1-2	3	1	1	1	0	0	17
04	Jarius Hicklen	0	0-1	0-1	0-0	2	0	1	0	0	0	11
13	Connor Dow	0	0-1	0-1	0-0	2	1	1	0	0	1	15
21	Justin McBride	4	1-2	0-1	2-5	4	1	0	0	0	0	11
32	Mike Marsh	0	0-0	0-0	0-0	2	2	0	1	0	1	7
TEAM						6	0					
TOTALS		71	26-58	6-21	13-18	33	17	9	11	1	5	

	FG	%	3pt	%	FT	%
1st Half	12-30	40%	2-10	20%	3-4	75%
2nd Half	14-28	50%	4-11	36%	10-14	71%
Game	26-58	44.8%	6-21	28.6%	13-18	72.2%

BYU (22-9, 10-8)

##	Name	Pts	FG	3pt	FT	TR	PF	A	TO	B	S	MP
00	Noah Waterman*	6	2-7	2-7	0-0	1	2	1	0	0	0	21
20	Spencer Johnson*	14	4-7	2-3	4-4	10	0	5	3	0	2	31
21	Trevin Knell*	7	2-7	1-4	2-2	2	2	3	0	0	2	24
30	Dallin Hall*	5	2-5	1-2	0-0	2	4	6	1	0	0	30
50	Aly Khalifa*	9	3-7	3-6	0-0	4	0	3	1	1	1	16
01	Trey Stewart	0	0-0	0-0	0-0	0	0	0	0	0	0	8
02	Jaxson Robinson	17	7-12	1-5	2-2	5	2	1	2	0	0	24
04	Atiki Ally Atiki	0	0-0	0-0	0-0	0	0	1	0	0	0	1
15	Richie Saunders	8	3-5	2-4	0-1	5	3	1	1	0	0	22
45	Fousseyni Traore	19	8-11	0-0	3-6	5	2	1	1	2	1	23
TEAM						1	0					
TOTALS		85	31-61	12-31	11-15	35	15	21	10	3	6	

	FG	%	3pt	%	FT	%
1st Half	13-35	37%	4-19	21%	2-3	67%
2nd Half	18-26	69%	8-12	67%	9-12	75%
Game	31-61	50.8%	12-31	38.7%	11-15	73.3%

Officials: Kelly Self, Darron George, Bobby Bissant
 Attendance: 17,978 | OSU led for 4:38 | BYU led for 31:46
 Ties: 3 | Lead Changes: 1 | Largest: OSU by 6 (17:14 1h), BYU by 25 (10:05 2h)
 Start time: 7:01 p.m. MT | Duration: 2:00 | Technical Fouls: None

Points	Paint	Off TO	2nd Ch	F.Brk	Bench	Pts/Pos
OSU	30	11	7	9	13	1.01
BYU	36	16	6	8	44	1.21

Team Trends:

- The Cowboys are **9-0** this season when scoring at least 75 points in regulation.
- OSU is **11-4** with a halftime lead compared to **1-15** when tied or trailing. The exception came in the home win over West Virginia when the Cowboys trailed 33-32 at the break but went on to win by four.
- OSU's 57.4% shooting percentage against Oklahoma (Feb. 24) was its highest in a loss since Feb. 1, 1997. The Cowboys are **35-5** under Boynton when making at least half of their shots (**5-1** this season).
- Boynton teams are also **101-28** when outshooting their opponent (**9-3** in 2023-24).
- Seven different Cowboys have turned in a 20-point performance, tying a school record set three times previously (1989-90, 1985-86 and 1984-85).

Finding Mr. Wright:

- **John-Michael Wright**, a second-year Cowboy who played his first three seasons at High Point, enters his final Big 12 tournament with **2,128** career points.
- College Basketball Reference maintains an all-time list of top scorers at the major conference level. Wright needs just two more points to crack the top-400 (tied for 403rd).

NCAA DI Active Scoring Leaders

Player	School	Points
1. Max Abmas	Texas +	3,084
2. Jahmir Young	Maryland +	2,597
3. Antonio Reeves	Kentucky +	2,310
4. Isaiah Stevens	Colorado St.	2,296
5. Tyler Thomas	Hofstra +	2,289
6. Zach Edy	Purdue	2,282
7. Travis Eevee	Rice +	2,277
8. Marques Warrick	Northern Ky.	2,242
9. Armando Bacot	North Carolina	2,239
10. Elijah Pepper	UC Davis	2,238
11. Hunter Dickinson	Kansas +	2,174
18. John-Michael Wright	Oklahoma St.+	2,128

+ Played at multiple schools; Through Mar. 10, 2024

- A 1-for-5 performance in the season finale at BYU ended **John-Michael Wright's** run of 13-straight games with multiple threes. It was the second-longest such streak in school history -- four shy of the record.
- Wright has connected at least once in 14 straight contests and is averaging 2.86 per game over that span.
- In Big 12 play, Wright finished among the league leaders in three-pointers by both volume (5th, 2.50) and percentage (7th, .369).
- In two seasons at OSU, Wright averaged 2.33 threes in his 36 career Big 12 games. Only three OSU players have averaged more: **John Lucas** (3.06 from 2003-05), **Phil Forte III** (2.42 from 2012-17) and **Obi Muonelo** (2.38 from 2006-10).

The Notorious BG:

- **Brandon Garrison's** 1.35 blocks-per-game ranks seventh on the Big 12 Conference leaderboard, and his 42 total blocks are the fifth-most ever by an OSU freshman.

- Garrison (.572) is also on pace to post the fourth-highest freshman field goal percentage in program history (minimum 80 makes).
- Garrison's .589 field goal percentage in Big 12 play was the sixth-highest ever by an OSU player of any age.

OSU Big 12 Season Bests // Field Goal % (min. 40 FGM)

Player	Season	FG%	FGM-A
1. Matt Pilgrim	2010	69.7	53-76
2. Kalib Boone	2021	67.5	79-117
3. Ivan McFarlin	2002	64.5	71-110
4. Alex Webber	1999	63.1	41-65
5. Kalib Boone	2023	62.1	90-145
6. Brandon Garrison	2024	58.9	56-95

First-Rate Freshman:

- In Big 12 play, Garrison (71.6) is the league's runaway leader in free throw rate -- a stat the shows the ratio of a free throw attempts to field goal attempts and generally reflects a player's ability to draw fouls and get to the line.

Big 12 Only // Free Throw Rate Leaders

Player	FTA	FGA	FT Rate
1. Brandon Garrison (OSU)	68	95	71.6
2. Rivaldo Soares (OU)	63	98	64.3
3. Yves Missi (Baylor)	71	128	55.5
4. Ja'Kobe Walter (Baylor)	105	194	54.1
5. David N'Guessan (K-State)	49	96	51.0

Data Source: KenPom.com; Through 3/10/2024

Some Frosh Perspective:

- **13** Big 12 freshmen are averaging at least 10 minutes per game. **Four** of them are Cowboys.
- Rookies have combined for over a third of OSU's points (**36.1%**) and minutes (**37.1%**). Both percentages lead the Big 12.
- Only **six** of the league's 42 active freshmen have been on the court for more than half of their team's minutes. That group includes **Eric Dailey Jr.** (56.1%) and **Brandon Garrison** (54.8%).
- Mar. 5 against Texas Tech, all five OSU freshmen shared the floor for the first time (2 minutes, 21 seconds).

Big 12 Freshmen Playing > 50% of Minutes

Player	School	% of Minutes
1. Ja'Kobe Walter	Baylor	78.1%
2. Milan Momcilovic	Iowa St.	76.2%
3. Johnny Furphy	Kansas	56.4%
3. Brandon Garrison	Oklahoma St.	56.1%
4. Eric Dailey Jr.	Oklahoma St.	54.8%
6. Yves Missi	Baylor	54.2%

Big 12 Freshmen // Highest Usage Rates

Player	School	Usage %
1. Jizzle James	Cincinnati	24.6%
2. Ja'Kobe Walter	Baylor	22.2%
3. Eric Dailey Jr.	Oklahoma St.	22.2%
4. Yves Missi	Baylor	22.0%
5. Brandon Garrison	Oklahoma St.	19.0%

Data Source: KenPom (through Mar. 10, 2024)

Working Overtime:

- OSU has played 18 overtime games under seventh-year head coach **Mike Boynton Jr.** including 13 in conference play.
- The Cowboys are 0-3 this season, falling to Notre Dame (Nov. 17), Baylor (Jan. 6) and OU (Feb. 24).
- OSU has lost seven straight and eight of its last nine in OT going back to 2021-22 season. Prior to that, the Cowboys had won six in a row.

OSU vs. UCF

OSU ALL-TIME VS. UCF

Overall: 0-2 (Lost 2) • **Home:** 0-1 • **Away:** 0-0 • **Neutral:** 0-1 • **Big 12 Era:** 0-1 • **Boynton Era:** 0-2 • **vs. Dawkins:** 2-3 (2-1 at Stanford, 0-2 at UCF)

Dates	Location (Venue) - AP Rank (OSU-Opp)	W/L	Score	OSU Coach	Scoring Leader	UCF Coach	Scoring Leader
11/18/2022	t Nassau, Bahamas	- - L	56-60 ot	Mike Boynton Jr.	14 -- Moussa Cisse	Johnny Dawkins	18 -- C.J. Kelly
2/28/2024	* Stillwater (GIA)	- - L	71-77	Mike Boynton Jr.	22 -- John-Michael Wright	Johnny Dawkins	15 -- Darius Johnson
3/12/2024	c Kansas City, Mo. (T-Mobile Center) - -			Mike Boynton Jr.		Johnny Dawkins	

* = Big 12 c = Big 12 Championship t = Baha Mar Hoops Bahamas Championship

On This Date: March 12

- Cowboy teams are 5-1 in Big 12 tourney games played on Mar. 12. The most recent came in 2021 when they knocked off top seed and eventual national champion Baylor in the semifinals led by 25 points from **Cade Cunningham**.
- OSU's 2004 and 2005 championship teams each won a Mar. 12 game along the way. The former opened with a quarterfinal victory over Iowa State and the latter took down Kansas, 78-75, in the semifinals.
- On Mar. 12, 1995, OSU secured its final Big Eight tournament championship with a 62-53 win over Iowa State as **Bryant "Big Country" Reeves** out-dueled **Fred "The Mayor" Hoiberg**, 21-18.

The Series:

- The teams meet for the second time in 15 days.
- UCF won Feb. 28 in Stillwater by a score of 77-71. **John-Michael Wright** had a season-high 22 points on five three-pointers for OSU, which led by 12 late in the first half before foul trouble set in. The teams whistled 54 times and combined to shoot 66 free throws.
- The Knights won the only other meeting in series history in similar fashion, rallying from 15 down early in the second half for a 60-56 overtime victory in the 2022 Bahamas Championship.

Scouting the Knights:

- Eighth-year UCF head coach **Johnny Dawkins** was the 1986 NCAA player of the Year at Duke and spent 10 seasons in the NBA before transitioning into the coaching world. He won a pair of NIT championships during an eight-year run at Stanford (2008-16) and has since led the Knights to three postseasons, highlighted by a first round victory in the 2019 NCAA tournament.
- Dawkins returned just one starter (junior guard **Darius Johnson**) from his 2022-23 squad, which finished 19-15 and defeated Florida in the first round of the NIT. The faces have changed but the team's identity has not.
- UCF boasts the nation's 12th-most efficient defense, per KenPom, and ranks among the NCAA leaders in blocks (17th, 5.1) and steals (21st, 8.7).
- The Knights knocked off TCU, 79-77, Saturday afternoon in Fort Worth behind Johnson's 33-point outburst.
- After a 4-9 start to league play, UCF won three of its last five games losing only to league-leaders Houston and Iowa State.
- A trio of Knights earned honorable mention All-Big 12 honors over the weekend.
- Junior guard **Jaylin Sellers**, a Ball State transfer, is the Big 12's sixth-leading scorer (16.0 ppg).

He's made 115 free throws at an .839 clip.

- Johnson averages 14.8 points and leads the team in threes (60 on 37.5%) and assists (3.7).
- 7-foot San Jose State transfer **Ibrahima Diallo** (6.2 ppg, team-best 5.6 rpg) is the Big 12's top shot-blocker (1.83 bpg).

Matchup Mashup:

- Unique to the 2024 tournament is a Tuesday start date, which leaves first-round participants less than three days to prepare -- or 60.5 hours in OSU's case. With the exception of a two-day tournament in Brooklyn, it's the quickest turn around between games that the Cowboys have faced this season. They played in the league's final regular season game on Saturday night in Provo, Utah (end time 10 p.m. CT) and will play the in the earliest possible tournament timeslot. Somewhere in between they lost an additional hour to Daylight Savings Time.
- UCF is in a similar position after finishing out its schedule on Saturday in Fort Worth.
- OSU's **Mike Marsh** and UCF's **Omar Payne** were teammates last season at Jacksonville and platooned at the center position.
- Twin brothers **Joey** and **Stephen Graham** started their collegiate careers at UCF (2000-02) before transferring to OSU. Both sat out the 2002-03 season before helping the Cowboys to back-to-back Big 12 tournament titles (2004 & 2005) along with a Final Four berth.
- Since Feb. 1, UCF's **Darius Johnson** (18.1 ppg) and OSU's **Javon Small** (17.5 ppg) have been the Big 12's two most-productive scorers.

Big 12 Scoring Leaders // Since Feb. 1

Player	School	PPG
1. Darius Johnson	UCF	18.1
2. Javon Small	Oklahoma St.	17.5
3. Dylan Disu	Texas	17.1
4. Tylor Perry	Kansas St.	17.0
5. L.J. Cryer	Houston	16.8
RaeQuan Battle	WVU	16.8

A Cowboy win would...

- Move them into Wednesday's second round against No. 5 seed BYU (11:30 a.m. CT, ESPN2).
- Improve their record to 13-19.
- Snap a five-game losing streak.
- Give them at least one victory in four straight Big 12 Championships.
- Make them 6-4 under Boynton in this event.
- Be their first in three tries against UCF.

Last Meeting:

Feb. 28, 2024 (Stillwater) | UCF, 77-71

- UCF's depth won the day in a war of attrition.
- The teams combined for 54 fouls and 66 free throw attempts.
- John-Michael Wright** scored a career-high 22 points on five three-pointers for OSU, which led 36-24 near the 5:00 mark of the first half before mounting foul trouble began to take its toll.
- Six Cowboys and five Knights were all saddled with at least two personals by halftime, at which point UCF had pulled to within 42-38. The visitors scored the first seven points of the second half and never trailed again.
- UCF out-rebounded the Cowboys 25-10 over the final 20:00 and outscored them 11-0 on second-chances.
- Darius Johnson had 15 points to lead UCF, which shot 42.3% from the field, 6-of-16 from three and 27-36 at the foul line.
- Eric Dailey Jr.** (15 points), **Javon Small** (13 points) and **Brandon Garrison** (six rebounds) all fouled out for OSU, which shot 40.4% (5/20 3pt) and made 24-of-30 freebies.

Last Season:

Nov. 18, 2022 (Nassau, Bahamas) UCF, 60-56 OT

- C.J. Kelly** scored 18 points and **Ithiel Horton** hit the go-ahead three-pointer in overtime to lift UCF to a semifinal win in the Bahamas Championship.
- Horton's triple gave the Knights a 55-54 lead with 3:51 remaining in OT. Later, he made 1 of 2 free throws for a 58-56 advantage with 18 seconds to go. The two-point lead stood up when OSU missed twice at the rim on its final possession. Kelly made two free throws with less than a second remaining for the final margin.
- The Cowboys used an 11-0 run to take charge in the first half. They stretched a 28-17 halftime lead to 34-19 with 18:38 to go but managed just one more basket in the next nine minutes during a 16-3 UCF run.
- UCF freshman **Taylor Hendricks**, the eventual ninth overall pick in the 2023 NBA Draft, added 16 points and 12 rebounds for the Knights, who led for only 6:22, including overtime.
- Moussa Cisse** paced OSU with 14 points and 14 rebounds. **Avery Anderson** had 12 points, six rebounds and five assists, and **Kalib Boone** added 10 points.
- A battle of two elite defenses saw UCF shoot 30.5% to OSU's 29.3%.
- The Knights defeated Santa Clara two days later to take the tournament title.

OSU vs. BYU

OSU ALL-TIME VS. BYU

Overall: 4-5 (Lost 1) • **Home:** 2-1 (Won 1) • **Away:** 1-2 (Lost 2) • **Neutral:** 1-2 • **Big 12 Era:** 1-1 • **Boynnton Era:** 1-1 • **vs. Pope:** 1-1

Date	Location (Venue) - AP Rank (OSU-Opp)	W/L	Score	OSU Coach	Scoring Leader	BYU Coach	Scoring Leader
12/15/1961	Stillwater (GIA)	- -	W 61-44	Henry Iba	17 -- Ivan Wiley	Stan Watts	16 -- Bob Skousen
12/12/1963	Provo, Utah (Smith Field House)	- -	W 71-64	Henry Iba	19 -- Gene Johnson	Stan Watts	24 -- John Fairchild
12/15/1971	Stillwater (GIA)	- 6	L 74-84	Sam Aubrey	29 -- Ralph Rasmuson	Stan Watts	21 -- Bernie Fryer
12/13/1972	Provo, Utah (Marriott Center)	- 17	L 69-96	Sam Aubrey	14 -- Kevin Fitzgerald	Glen Potter	31 -- Kresmir Cosic
11/23/1994	t Anchorage, Alaska (Sullivan Arena)	19 -	L 59-69	Eddie Sutton	22 -- Randy Rutherford	Roger Reid	21 -- Shane Knight
1/4/2003	% Oklahoma City (Ford Center*)	rv rv	W 78-65	Eddie Sutton	27 -- Ivan McFarlin	Steve Cleveland	14 -- Travis Hansen
12/6/2003	Salt Lake City (Delta Center)	25 rv	L 71-76	Eddie Sutton	18 -- Daniel Bobik	Steve Cleveland	32 -- Rafael Araujo
2/17/2024	* Stillwater (GIA)	- 19	W 93-83	Mike Boynnton Jr.	22 -- Jamyron Keller	Mark Pope	17 -- Fousseyni Traore
3/9/2024	* Provo, Utah (Marriott Center)	- 20	L 71-85	Mike Boynnton Jr.	34 -- Javon Small	Mark Pope	19 -- Fousseyni Traore

* = Big 12 t = Top of the World Classic (quarterfinal round) % = All-College Classic (* = Renamed Paycom Center)

The Series with BYU:

- OSU and BYU have met nine times across five different decades. The Cougars lead 5-4.
- Both sides held serve at home this year in a regular season split.
- On Feb. 17 in Stillwater, the Cowboy shot just under 60% from the field (11-of-12 from three) in a 93-83 upset of then-No. 19 BYU. Freshmen **Jamyron Keller** (22 points on 8/8 FG) and **Brandon Garrison** (21 pts, 7/8 FG) played starring roles.
- BYU avenged the loss on Saturday in Provo, shooting 69% in the second half to push a 32-29 halftime lead to as many as 25. **Javon Small** led the OSU scoring with a career-high 34 points.
- The Cowboys won the series debut (Dec. 15, 1961) under legendary head coach **Henry Iba** in the arena that now partially bears his name.
- Two years later (Dec. 12, 1963), he led the Cowboys to a 71-64 road win at Marriott Center's predecessor, Smith Field House.
- Shortly after Mr. Iba's 1970 retirement, nationally-ranked BYU squads returned the favor with a home-and-home sweep.
- BYU's Feb. 17 trip to Gallagher-Iba Arena was its first since Dec. 15, 1971.
- Likewise, Saturday's return visit to Provo will be OSU's first since Dec. 13, 1972. The Marriott Center (now in its 53rd season) was a little over a year old at that point.
- Notably, each of the last two OSU teams to fall to BYU went on to play in Finals Fours (1995

and 2004). The 1994-95 Cowboys dropped their season opener at the Top of the World Classic in Anchorage, Alaska. The 2003-04 squad lost 76-71 on a neutral court in Salt Lake City.

- In between, OSU won a January, 2003 matchup in downtown Oklahoma City. It was the first ever college basketball game played at the Paycom Center (then known as the Ford Center).

Scouting the Cougars:

- Picked 13th in the Big 12 preseason poll, newcomer BYU (22-9, 10-8) was one of the year's biggest surprises, instead ranking 12th -- in the nation -- according to NCAA NET, while grabbing the No. 5 seed.
- BYU's improvement hasn't come from the transfer portal, but rather through continuity and player development. Seven Cougars average between nine and 14 points. All of them are returners from last year's squad, which finished 19-15 and No. 84 in the NET.
- The Cougars have the nation's 12th-most efficient offense, per KenPom. They average a league-best 82.2 points (more than 41% of which come from beyond the arc) and rank among the national leaders in threes (2nd, 11.3), assists (3rd, 18.7) and assist-to-turnover ratio (7th, 1.75).
- BYU is one of four teams that have taken more than half of their overall shots from behind the three-point line (UNF, Chattanooga & Princeton).
- 6-foot-7 senior guard **Jaxson Robinson -- the Big 12's Sixth Man of the Year --** averages a

team-high 13.9 points and has connected 70 times from deep on 35% accuracy.

- Robinson was one of four Cougars named honorable mention All-Big 12, joined by **Dallon Hall**, **Spencer Johnson** and **Fousseyni Traore**.
- Hall (9.1 ppg) is the team's top assist man at 5.0 per game (2.82 A:TO Ratio) and Johnson (10.5 ppg) leads the rebounding at 5.9.
- The 6-6 Traore is an undersized but effective post scorer, averaging 10.7 points and 5.2 rebounds on 63.6% shooting.

Matchup Mashup:

- Among the core pieces of OSU's 2004 Final Four team was **Daniel Bobik**, a 6-6 BYU transfer who made 34 starts and averaged more than 30 minutes.

Battling the Best:

- OSU has faced seven AP top-25 opponents this season (six of them in Big 12 play) and posted a 1-6 record.
- The Feb. 17 home win over No. 19 BYU was Mike **Boynnton Jr.**'s 24th over a nationally-ranked foe -- third-most in OSU history behind hall of famers **Eddie Sutton** (49) and **Henry Iba** (27).
- 13 of his victories have come at GIA where OSU is 77-84 all-time.
- Seven others have come on the road, most recently at No. 11 Iowa State on Feb. 11, 2023 (64-56) and most notably at No. 1 Baylor on Jan. 15, 2022 (61-54).

CURRENT COWBOYS IN BIG 12 CONFERENCE PLAY (OSU Career Totals Only)

Player	Years	G	GS	MIN	MPG	FGM	FGA	FG%	3PM	3PA	3P%	FTM	FTA	FT%	OR	DR	TR	RPG	PF	AST	TO	BLK	STL	PTS	PPG
THOMPSON, Bryce	2021-Pr.	44	43	1274	29.0	192	470	.409	57	180	.317	76	113	.673	15	94	109	2.5	105	74	85	4	27	517	11.8
WRIGHT, John-Michael	2022-Pr.	36	32	1046	29.1	117	342	.342	84	235	.357	69	99	.700	13	61	74	2.1	68	45	46	5	28	387	10.8
WILLIAMS, Quion	2022-Pr.	34	14	673	19.8	69	168	.411	6	42	.143	37	52	.712	50	75	122	3.6	58	47	43	8	22	181	5.3
Small, Javon	2023-	18	18	613	34.1	87	199	.437	28	88	.318	64	75	.853	8	74	82	4.6	34	66	63	5	19	266	14.8
Garrison, Brandon	2023-	18	18	461	25.6	56	95	.589	0	0	.000	46	68	.676	22	68	90	5.0	48	27	33	18	18	158	8.8
Dailey Jr., Eric	2023-	18	4	358	19.9	62	117	.530	7	19	.368	27	44	.614	26	39	65	3.6	41	17	16	1	10	158	8.8
Keller, Jamyron	2023-	15	7	335	22.3	36	76	.474	8	35	.229	24	30	.800	4	26	30	2.0	28	19	16	0	10	104	6.9
Hicklen, Jarius	2023-	18	0	296	16.4	21	60	.350	18	53	.340	6	7	.857	2	21	23	1.3	19	5	5	1	9	66	3.7
McBride, Justin	2023-	12	0	59	4.9	8	17	.471	2	10	.200	4	14	.286	5	12	17	1.4	7	0	5	0	2	22	1.8
Dow, Connor	2023-	14	7	189	13.5	8	30	.267	4	24	.167	4	5	.800	3	19	22	1.6	10	8	5	3	7	24	1.7
Marsh, Mike	2023-	17	0	125	7.4	8	21	.381	0	0	.000	5	8	.625	9	17	26	1.5	17	6	10	1	3	21	1.2
BROWN, Naz	2023-Pr.	5	0	11	2.2	1	3	.333	0	0	---	0	0	---	1	2	3	0.6	1	3	2	0	0	2	0.4
CHURCH, Weston	2020-Pr.	4	0	4	1.0	0	1	.000	0	0	---	0	0	---	0	1	1	0.3	0	0	0	0	1	0	0.0
SAGER, Carson	2020-Pr.	4	0	4	1.0	0	0	---	0	0	---	0	0	---	0	0	0	0.0	0	0	1	0	0	0	0.0

OSU in the Big 12 Championship

OSU ALL-TIME IN THE BIG 12 TOURNAMENT

Overall: 28-23 • KC: 20-19 (11-13 T-Mobile) • Openers: 19-7 • 1st Rd: 14-3 • 2nd Rd: 0-0 • QF: 8-14 • SF: 4-4 • Finals: 2-2 • Boynton Era: 5-4

Boynton Era:	OSU	Opponent	W/L	Score	OSU Coach	Scoring Leader	Rebounding Leader
3/6/1997	1st	8 9 Baylor	W	80-66	Kansas City, Mo. / Kemper Arena	Eddie Sutton	17 -- C. Roberts/A. Peterson
3/7/1997	QF	8 1 Kansas	L	59-74			10 -- Chianti Roberts
3/9/1998	1st	2 10 Texas	L	64-65	Kansas City, Mo. / Kemper Arena	Eddie Sutton	23 -- Chianti Roberts
3/4/1999	1st	5 12 Baylor	W	83-57	Kansas City, Mo. / Kemper Arena	Eddie Sutton	7 -- C. Roberts / B. Robisch
3/5/1999	QF	5 4 Oklahoma	W	60-57			24 -- Adrian Peterson
3/6/1999	SF	5 1 Texas	W	59-57			23 -- Glendon Alexander
3/7/1999	F	5 3 Kansas	L	37-53			12 -- Desmond Mason
3/10/2000	QF	4 5 Kansas	W	77-58	Kansas City, Mo. / Kemper Arena	Eddie Sutton	12 -- Desmond Mason
3/11/2000	SF	4 1 Iowa St.	L	64-68			13 -- F. Jonzen
3/8/2001	1st	5 12 Texas Tech	W	71-59	Kansas City, Mo. / Kemper Arena	Eddie Sutton	19 -- Joe Adkins
3/9/2001	QF	5 4 Texas	L	54-55			17 -- Fredrik Jonzen
3/8/2002	QF	4 5 Texas Tech	L	51-73	Kansas City, Mo. / Kemper Arena	Eddie Sutton	31 -- Maurice Baker
3/14/2003	QF	4 5 Missouri	L	58-60	Dallas, Texas / American Airlines Center	Eddie Sutton	20 -- Maurice Baker
3/12/2004	QF	1 8 Iowa St.	W	83-75	Dallas, Texas / American Airlines Center	Eddie Sutton	12 -- Terrence Crawford
3/13/2004	SF	1 5 Texas Tech	W	82-77			9 -- Fredrik Jonzen
3/14/2004	F	1 2 Texas	W	65-49			10 -- Melvin Sanders
3/11/2005	QF	3 11 Colorado	W	87-85	Kansas City, Mo. / Kemper Arena	Eddie Sutton	25 -- Joey Graham
3/12/2005	SF	3 2 Kansas	W	78-75			22 -- John Lucas
3/13/2005	F	3 4 Texas Tech	W	72-68			9 -- Ivan McFarlin
3/9/2006	1st	7 10 Iowa St.	W	79-70	Dallas, Texas / American Airlines Center	Eddie Sutton	21 -- Joey Graham
3/10/2006	QF	7 2 Kansas	L	62-63			24 -- Joey Graham
3/8/2007	1st	7 10 Nebraska	W	54-39	Oklahoma City / Ford Center	Sean Sutton	15 -- Ivan McFarlin
3/9/2007	QF	7 2 Texas A&M	W	57-56			7 -- Terrence Crawford
3/10/2007	SF	7 3 Texas	L	64-69			19 -- John Lucas III
3/13/2008	1st	9 8 Texas Tech	W	76-72	Kansas City, Mo. / Sprint Center	Sean Sutton	23 -- Mario Boggan
3/14/2008	QF	9 1 Texas	L	59-66			18 -- Byron Eaton
3/11/2009	1st	7 10 Iowa St.	W	81-67	Oklahoma City / Ford Center	Travis Ford	6 -- David Monds
3/12/2009	QF	7 2 Oklahoma	W	71-70			11 -- Mario Boggan
3/13/2009	SF	7 3 Missouri	L	59-67			6 -- Marcus Dove
3/10/2010	1st	7 10 Oklahoma	W	81-67	Kansas City, Mo. / Sprint Center	Travis Ford	24 -- JamesOn Curry
3/11/2010	QF	7 2 Kansas St.	L	64-83			18 -- James Anderson
3/9/2011	1st	9 8 Nebraska	W	53-52	Kansas City, Mo. / Sprint Center	Travis Ford	19 -- Ibrahima Thomas
3/10/2011	QF	9 1 Kansas	L	62-63			8 -- Marcus Dove
3/7/2012	1st	7 10 Texas Tech	W	76-60	Kansas City, Mo. / Sprint Center	Travis Ford	18 -- Obi Muonelo
3/8/2012	QF	7 2 Missouri	L	70-88			9 -- Obi Muonelo
3/14/2013	QF	3 6 Baylor	W	74-72	Kansas City, Mo. / Sprint Center	Travis Ford	16 -- Byron Eaton
3/15/2013	SF	3 2 Kansas St.	L	57-68			20 -- James Anderson
3/12/2014	1st	8 9 Texas Tech	W	80-62	Kansas City, Mo. / Sprint Center	Travis Ford	24 -- Keiton Page
3/13/2014	QF	8 1 Kansas	L	70-77 ot			8 -- Obi Muonelo
3/12/2015	QF	6 3 Oklahoma	L	49-64	Kansas City, Mo. / Sprint Center	Travis Ford	27 -- James Anderson
3/9/2016	1st	9 8 Kansas St.	L	71-75	Kansas City, Mo. / Sprint Center	Travis Ford	16 -- Matt Pilgrim
3/9/2017	QF	5 4 Iowa St.	L	83-92	Kansas City, Mo. / Sprint Center	Brad Underwood	12 -- Marshall Moses
3/7/2018	1st	8 9 Oklahoma	W	71-60	Kansas City, Mo. / Sprint Center	Mike Boynton Jr.	24 -- Keiton Page
3/8/2018	QF	8 1 Kansas	L	68-82			20 -- Keiton Page
3/13/2019	1st	9 8 TCU	L	70-73	Kansas City, Mo. / Sprint Center	Mike Boynton Jr.	22 -- Keiton Page
3/11/2020	1st	8 9 Iowa St.	W	72-71	Kansas City, Mo. / Sprint Center	Mike Boynton Jr.	20 -- Keiton Page
3/11/2021	QF	5 4 West Virginia	W	72-69	Kansas City, Mo. / T-Mobile Center	Mike Boynton Jr.	8 -- Michael Cobbins
3/12/2021	SF	5 1 Baylor	W	83-74			22 -- Keiton Page
3/13/2021	F	5 3 Texas	L	86-91			21 -- Marcus Smart
3/8/2023	1st	7 10 Oklahoma	W	57-49	Kansas City, Mo. / T-Mobile Center	Mike Boynton Jr.	18 -- Marcus Smart
3/9/2023	QF	7 2 Texas	L	47-61			20 -- Markel Brown
3/12/2024	1st	13 12 UCF	-	-	Kansas City, Mo. / T-Mobile Center	Mike Boynton	19 -- Le'Bryan Nash

CURRENT COWBOYS IN BIG 12 CHAMPIONSHIP PLAY (OSU Career Totals Only)

Player	Years	G	GS	MIN	MPG	FGM	FGA	FG%	3PM	3PA	3P%	FTM	FTA	FT%	OR	DR	TR	RPG	PF	AST	TO	BLK	STL	PTS	PPG
Bryce Thompson	2023	2	2	70	35.2	7	22	.318	0	4	.000	2	6	.333	1	2	3	1.5	5	9	7	1	0	16	8.0
John-Michael Wright	2023	2	2	60	30.0	6	22	.273	3	13	.231	2	2	1.000	1	5	6	3.0	3	5	3	0	1	17	8.5
Quion Williams	2023	2	0	27	13.3	0	8	.000	0	2	.000	0	0	---	3	2	5	2.5	4	0	3	0	0	0	0.0
Naz Brown	2023	1	0	1	0.7	0	0	---	0	0	---	0	0	---	0	0	0	0.0	1	0	0	0	0	0	0.0
Church, Weston	2023	1	0	1	0.7	0	0	---	0	0	---	0	0	---	0	0	0	0.0	1	0	0	0	0	0	0.0
Sager, Carson	2023	1	0	1	0.7	0	0	---	0	0	---	0	0	---	0	0	0	0.0	0	0	0	0	0	0	0.0

OSU Big 12 Championship Bests

Team Highs / Lows

* = School Record

		Oklahoma State		Opponent	
Total Points	High	87	Colorado (3-11-05) -- SF	92	by Iowa St. (3-9-17) -- QF
	Low	37	Kansas (3-7-99) -- Final	39	by Nebraska (3-8-07) -- 1st Rd.
Field Goals Made	High	33	Texas (3-13-21) -- Final	35	by Missouri (3-8-12) -- QF
	Low	14	Texas (3-9-23) -- QF	13	by Nebraska (3-8-07) -- 1st Rd.
Field Goal Attempts	High	77	Texas (3-13-21) -- Final	75	by Baylor (3-12-21) -- SF
	Low	38	Texas (3-9-01) -- QF	45	by Texas A&M (3-9-07) -- QF
Field Goal %	High	.574 (31/54)	Texas (3-13-21) -- Final	.593 (35-59)	by Missouri (3-8-12) -- QF
	Low	.231 (15-65)	Kansas (3-7-99) -- Final	.250 (14-56)	by Oklahoma (3-8-23) -- 1st Rd.
3-Pt FG Made	High	12	Baylor (3-4-99) -- 1st Rd.	12	by Iowa St. (3-9-17) -- QF
	Low	2	Texas Tech (3-8-02) -- QF	1	4x, Last: by Texas Tech (3-12-14) -- 1st Rd.
3-Pt FG Attempts	High	31	Texas (3-14-08) -- QF	31	2x, Last: Missouri (3-13-09) -- SF
	Low	12	3x, Last: Iowa State (3/9/06) -- 1st Rd.	5	by Texas Tech (3-12-14) -- 1st Rd.
3-Pt FG %	High	.538 (7/13)	Texas (3-9-01) -- QF	.533 (8-15)	by Texas Tech (3-13-08) -- 1st Rd.
	Low	.143 (3/21)	2x, Last: Texas (3-9-23) -- QF	.083 (1-12)	by Iowa St. (3-11-00) -- SF
FT Made	High	27	2x, Last: Texas Tech (3-12-14) -- 1st Rd.	28	by Texas (3-13-21) -- Finals
	Low	2	Kansas (3-7-99) -- Finals	3	by Kansas (3-10-00) -- QF
FT Attempts	High	37	Texas Tech (3-12-14) -- 1st Rd.	36	by Texas (3-13-21) -- Finals
	Low	5	Kansas (3-7-99) -- Finals	7	by Oklahoma (3-5-99) -- QF
Free Throw %	High	1.000 (16-16)	Texas Tech (3-7-12) -- 1st Rd.	.944(17-18)	by Texas Tech (3-8-01) -- 1st Rd.
	Low	.400 (2-5)	Kansas (03-7-99) -- Finals	.214 (3-13)	by Kansas (3-10-00) -- QF
Total Rebounds	High	53	Oklahoma (3-7-18) -- 1st Rd.	48	by Kansas (3-7-99) -- Finals
	Low	20	Missouri (3-8-12) -- QF	26	by Oklahoma (3-10-10) -- 1st Rd.
Assists	High	22	Iowa State (3-9-06) -- 1st	23	by Kansas (3-12-05) -- SF
	Low	7	3x, Last: Texas (3-9-23) -- QF	6	2x, Last: by Baylor (3-14-13) -- QF
Steals	High	12	4x, Last: Nebraska (3-8-07) -- 1st Rd.	13	2x, Last: by West Virginia (3-11-21) -- QF
	Low	2	Iowa State (3-11-00) -- SF	1	by Kansas (3-12-05) -- SF
Blocks	High	9	Oklahoma (3-12-15) -- QF	10	by Kansas (3-10-00) -- QF
	Low	0	2x, Last: Kansas (3-13-14) -- QF	0	2x, Last: by Kansas (3-10-11) -- QF
Turnovers	High	22	Kansas (3-10-06) -- QF	24	by Nebraska (3-8-07) -- 1st Rd.
	Low	5	4x, Last: Iowa St. (3-9-17) -- QF	6	by Oklahoma (3-12-15) -- QF
Personal Fouls	High	28	2x, Last: Kansas St. (3-9-16) -- 1st Rd.	26	by Colorado (3-11-05) -- QF
	Low	11	Baylor (3-12-21) -- SF	12	3x, Last: by TCU (3-13-19) -- 1st Rd.

Individual Superlatives

	Oklahoma State	Opponent
Points	31	Maurice Baker vs. Texas Tech (3-8-01) -- 1st Rd.
	29	Cade Cunningham vs. Texas (3-13-21) -- Final
	29	Jawun Evans vs. Iowa St. (3-9-17) -- QF
	27	Le'Bryan Nash vs. Oklahoma (3-12-15) -- QF
	27	James Anderson vs. Kansas St. (3-11-10) -- QF
	12	Jawun Evans vs. Iowa St. (3-9-17) -- QF
FG Made	12	Jawun Evans vs. Iowa St. (3-9-17) -- QF
FG Attempts	23	Cade Cunningham vs. Texas (3-13-21) -- Final
FG Pct. (min. 8 FGM)	.846 (11-13)	Joey Graham vs. Iowa St. (3-12-04) -- QF
3-Pt FG Made	6	2x, Last: Keiton Page vs. Mizzou (3-8-12) -- QF
3-Pt FG Attempts	14	James Anderson vs. Kansas St. (3-11-10) -- QF
3-Pt Pct. (min. 4 FGM)	.833 (5-6)	2x, Last: Byron Eaton vs. Kansas (3-10-06) -- QF
FT Made	11	Marcus Smart vs. Baylor (3-14-13) -- QF
FT Attempts	14	Marcus Smart vs. Baylor (3-14-13) -- QF
FT Pct. (min. 5 FTM)	1.000 (9-9)	2x, Last: Keiton Page vs. Kansas (3-10-11) -- QF
Rebounds	17	Fredrik Jonzen vs. Iowa St. (3-11-00) -- SF
	15	Ivan McFarlin vs. Colorado (3-11-05) -- QF
	14	Tyreek Smith vs. Oklahoma (3-8-23) -- 1st Rd.
	14	Ivan McFarlin vs. Mizzou (3-14-03) -- QF
	19	Blake Griffin, Oklahoma (3-12-09) -- QF
Assists	14	Doug Gottlieb vs. Baylor (3-4-99) -- 1st Rd.
	10	Tyree Griffin vs. Kansas St. (3-9-16) -- 1st Rd.
	10	Doug Gottlieb vs. Texas (3-6-99) -- SF
	15	Ryan Spangler, Oklahoma (3-12-15) -- QF
Blocked Shots	7	Yor Anei vs. TCU (3-13-19) -- 1st Rd.
	4	3x, Last: Connor Atchley, Texas (3-14-08) -- QF
	7	Russell Robinson, Kansas (3-10-06) -- QF

OSU Big 12 Championship Bests

ALL-TOURNAMENT SELECTIONS

Year	Player
1999	Gordon Alexander Adrian Peterson
2004	Tony Allen (MVP) Joey Graham John Lucas
2005	Joey Graham (MVP) John Lucas
2013	Marcus Smart
2021	Cade Cunningham Avery Anderson III

INDIVIDUAL CAREER RECORDS

Games Played
10 Obi Muonelo - 2007-10 Terrel Harris - 2006-09 Byron Eaton - 2006-09

Games Started
10 Byron Eaton - 2006-09

Points
138 Keiton Page (9) - 2009-12 120 Joey Graham (6) - 2004-05 110 JamesOn Curry (8) - 2005-07 108 John Lucas (6) - 2004-05 106 James Anderson (7) - 2008-10 103 Obi Muonelo (10) - 2007-10

3-point FG Made
28 Keiton Page (9) - 2009-12

3-Point FG Attempts
63 Keiton Page (9) - 2009-12

Free Throws Made
30 Joey Graham (6) - 2004-05

Free Throws Attempts
37 Byron Eaton (10) - 2006-09 Fredrik Jonzen (9) - 1999-2002

Rebounds
64 Desmond Mason (9) - 1997-2000 62 Fredrik Jonzen (9) - 1999-2002 61 Ivan McFarlin (8) - 2002-05

Assists
56 Doug Gottlieb (7) - 1998-2000 47 Byron Eaton (10) - 2006-09 30 JamesOn Curry (8) - 2005-07

Blocks
17 Kalib Boone (6) 00 2020-21, 23 11 Ivan McFarlin (8) - 2002-05 10 Michael Cobbins (5) - 2012-15

Steals
24 Byron Eaton (10) - 2006-09 13 Marcus Smart (4) - 2013-14 Terrel Harris (10) - 2006-09 Marcus Dove (7) - 2005-08 Doug Gottlieb (7) - 1998-2000

INDIVIDUAL TOURNAMENT RECORDS

Minimum 2 games played for averages

Minutes Played
130 Adrian Peterson (4) - 1999 128 Glendon Alexander (4) - 1999 127 Doug Gottlieb (4) - 1999

Minutes Per Game
39.0 Marcus Smart (2) - 2014 Maurice Baker (2) - 2001

Points
71 Cade Cunningham (3) - 2021 66 Glendon Alexander (4) - 1999 65 Joey Graham (3) - 2005

Points Per Game
25.5 Maurice Baker (2) - 2001 23.6 Cade Cunningham (3) - 2021 21.7 Joey Graham (3) - 2005

Rebounds
35 Desmond Mason (4) - 1999 34 Alex Webber (4) - 1999 30 Fredrik Jonzen (2) - 2000

Rebounds Per Game
15.0 Fredrik Jonzen (2) - 2000 11.0 Matt Pilgrim (2) - 2011 10.5 Tyreek Smith (2) -- 2023

Assists
38 Doug Gottlieb (4) - 1999 16 Byron Eaton (3) - 2009 JamesOn Curry (3) - 2005

Assists Per Game
9.5 Doug Gottlieb (4) - 1999 6.5 Byron Eaton (2) - 2008 Doug Gottlieb (2) - 2000

Blocks
14 Kalib Boone (3) - 2021 7 Yor Anei (1) - 2019 6 Andre Williams (2) - 2001

Blocks Per Game
4.6 Kalib Boone (3) - 2021 3.0 Andre Williams (2) - 2001 2.0 Michael Cobbins (2) - 2013 Markel Brown (2) - 2011

Steals
9 Byron Eaton (3) - 2009 Doug Gottlieb (4) - 1999 8 Marcus Smart (2) - 2014

Steals Per Game
4.0 Marcus Smart (2) - 2014 3.5 Byron Eaton (2) - 2006 Marlon Dorsey (2) - 1997

Field Goal Pct. (min 10 made)
.739 Chianti Roberts (17-23) - 1997 .700 Ivan McFarlin (14-20) - 2004 .682 Brian Williams (15-22) - 2012

3-point FG Made
16 Glendon Alexander (4) - 1999 11 Cade Cunningham (3) - 2021 10 Adrian Peterson (4) - 1999

3-Point FG Pct. (min 5 made)
.833 Byron Eaton (5-6) - 2006 .818 Maurice Baker (9-11) - 2001 .571 Keiton Page (8-14) - 2010

Free Throw Pct. (min 8 made)
1.000 Mario Boggan (10-10) - 2006 Glendon Alexander (10-10) - 1999 JamesOn Curry (9-9) - 2005 Desmond Mason (9-9) - 2000 Brian Williams (8-8) - 2012 .957 Joey Graham (22-23) - 2005

TEAM TOURNAMENT RECORDS

Points
241 2021 (3 Games)

Points Per Game
80.3 2021 (3 Games)

Field Goals Made
88 2021 (3 Games)

Field Goal Attempts
241 1999 (4 Games)

Field Goal Pct.
.512 (83- 2004 (3 Games)

3-Point FG Made
33 1999 (4 Games)

3-Point FG Attempts
100 1999 (4 Games)

3-Point FG Pct.
.500 1998 (3 Games)

Free Throws Made
61 2005 (3 Games)

Free Throw Attempts
73 2005 (3 Games)

Free Throw Pct.
.862 2012 (2 Games)

Rebounds
154 1999 (4 Games)

Rebounds Per Game
47.0 2023 (2 Games)

Assists
55 1999 (4 Games)

Assists Per Game
19.0 2006 (2 Games)

Blocks
18 2021 (3 Games)

Blocks Per Game
6.0 2021 (3 Games)

Steals
35 1999 (4 Games)

Steals Per Game
10.0 2006 (2 Games)

Head Coach Mike Boynton Jr.



Mike Boynton Jr.
7th year | South Carolina '03

- **"Let's Work!"** More than just a cliché team slogan, this defense-first, blue collar mentality is the foundation for seventh-year head coach **Mike Boynton Jr.**'s program at Oklahoma State.
- The 41-year-old Brooklyn native has guided the program to **five** postseason victories during his tenure along with **three** 20-win campaigns while winning the hearts and minds of the OSU community.
- The 2021 Cowboys finished with a No. 11 ranking and reached the second round of the NCAA tournament, while the 2018 and 2023 squads both advanced to the NIT quarterfinals.
- OSU's Nov. 12, 2023 win over Sam Houston State was Boynton's **108th** and moved him into sole possession of fourth on OSU's career wins list.
- Boynton's **24** wins over nationally-ranked teams are the third-most in OSU history behind Eddie Sutton (49) and Henry Iba (27) and **11** of those victories have come against top-10 foes.
- Boynton's teams have led the Big 12 in blocked shots and finished among the top-20 in KenPom's defensive efficiency rankings in each of the last **three** seasons.
- Known as one of college basketball's good guys, Boynton was a finalist for the 2021 Skip Prosser Man of the Year, given annually to a head coach who exhibits strong moral character. Core values of his program center on **respect, appreciation, accountability and discipline.**
- In his first six seasons as the helm, Boynton mentored **10** All-Big 12 selections and **22** academic all-conference honorees, including **Cade Cunningham**, who earned consensus First Team All-American, National Freshman of the Year and Big 12 Player of the Year honors during a standout 2020-21 season.

Cowboys in the Pros:

- Cunningham – drafted No. 1 overall by the Detroit Pistons – is one of three Boynton Era Cowboys who have gone on to play in the NBA, joined by **Cameron McGriff** (Blazers) and **Lindy Waters III** (Thunder).

On the Recruiting Trail:

- Boynton's tireless work ethic extends to all areas of the Cowboy program but has been most evident on the recruiting trail. Since November, 2019 he's signed **three** five-star and **12** four-star recruits, including Cunningham – the No. 1 recruit in the Class of 2020 and winner of the Naismith Trophy as the nation's best high school player.
- OSU's 2023 class (which has been ranked as high as seventh by national pundits) is Boynton's highest-rated, edging out the 2020 group. The front court trio of **Brandon Garrison** (Rivals No. 30), **Eric Dailey Jr.** (247Sports, No. 33) and **Justin McBride** (Rivals No. 79) all earned four-star grades, while guards **Jamyron Keller** (Rivals No. 134) and **Connor Dow** were three-star prospects. Not included in that ranking was redshirt freshman **Isaiah Miranda**, who ranked as high as 29th in that class before reclassifying.
- Garrison joined current Cowboy senior **Bryce Thompson** and Cunningham as former McDonald's All-Americans have who have gone on to play for Boynton.

Rivals 2023 Recruiting Class Rankings

School	5-Star	4-Star	3-Star
1. Duke	4	0	0
2. Southern Cal	1	2	0
3. Connecticut	1	4	0
4. Michigan St.	1	3	0
5. Iowa St.	1	3	1
6. Oregon	2	1	0
7. Oklahoma St.	0	3	2
8. Louisville	1	2	0
9. Maryland	0	3	1
10. Memphis	0	4	0

Boynton's Top-25 Signing Classes

2019 (25th)
2020 (10th)
2023 (7th)

Boynton with USA Basketball:

- Boynton has been active with USA Basketball in each of the last three off seasons, serving as an assistant coach for the United States and the 2023 FIBA U19 World Cup in Hungary and the 2022 FIBA U18 Americas in Tijuana, Mexico. The latter team – which included Dailey and Garrison – won a gold medal. In the summer of 2021, Boynton served as a court coach for the U19 National Team training camp in Fort Worth, Texas.

Cowboys in the Classroom:

- As a first-generation college graduate, academics are near and dear to Boynton's heart and play an important role within his program. In his first six years, OSU has had **22** Academic All-Big 12 selections, including a school-record **seven** honorees in 2022-23. The Cowboys collectively posted a **3.01** GPA during the 2022-23 academic year to earn the NABC's coveted Academic Team Excellence Award.

THE BOYNTON FILE

YEAR-BY-YEAR

Season	Overall	Big 12	Postseason
2017-18	21-15	8-10	2-1, NIT QF
2018-19	12-20	5-13	-
2019-20	18-14	7-11	canceled
2020-21	21-9	11-7	1-1, NCAA 32
2021-22	15-15	8-10	ineligible
2022-23	20-16	8-10	2-1, NIT QF
2023-24	12-19	4-14	
Totals	119-108	51-75	5-3

COACHING RESUME

2017-Pr.	Head Coach, Oklahoma State
2016-17	Assistant Coach, Oklahoma State
2013-16	Assistant Coach, Stephen F. Austin
2018-13	Assistant Coach, South Carolina
2007-08	Associated Head Coach, Wofford
2005-07	Assistant Coach, Coastal Carolina
2004-05	Graduate Assistant, Furman

COACHING HONORS

2021	Jim Phelan National COY finalist
2021	Skip Prosser Man of the Year finalist

WITH USA BASKETBALL

2023	Assistant Coach / FIBA U19 World Cup
2022	Assistant / FIBA U18 Americas*
2021	Court Coach/ FIBA U19 Training Camp

*=Gold medalists

PERSONAL INFO

Birthdate: Jan. 17, 1982
 Hometown: Brooklyn, New York
 Wife: Jenny, Children: Ace & Zoe
 Alma Mater: South Carolina, '03 (African American Studies)

- Four-year letterman (2000-04)
- Ranks among USC career leaders in games (125)
- Made 79 threes on 40.6% accuracy as a senior and led the Gamecocks to an NCAA tournament appearance.

BOYNTON ERA MILESTONES

Nov. 10, 2017 -- Stillwater/GIA

OSU 78, Pepperdine 47
 Boynton's first win as head coach; First at GIA

Dec. 16, 2017 -- Sunrise, Fla.

OSU 71, #19 Florida State 70
 First win over a nationally-ranked opponent

Jan. 6, 2017 -- Stillwater/GIA

OSU 96, Iowa State 87
 First Big 12 win

Mar. 3, 2017 -- Stillwater/GIA

OSU 82, #6 Kansas 64
 First Big 12 team to sweep Kansas since 2004

Mar. 19, 2021 -- Indianapolis

OSU 69, Liberty 62
 First NCAA tournament win

Jan. 15, 2022 -- Waco, Texas

OSU 61, #1 Baylor 54
 Program's first road win over AP No. 1

Feb. 1, 2023 -- Norman, Okla.

OSU 71, Oklahoma 61
 100th career victory

Game Notes

Starting Strong:

- Freshman guard **Jamyron Keller's** 22 points against BYU were the most by a Cowboy in his first career start since Nov. 9, 2007 when freshman **James Anderson** went for 29 in a season-opening win over Prairie View A&M.
- Going back to the 1972-73 season (when freshmen became eligible for varsity competition), Keller is the ninth Cowboy to top 20 points in his first start, joining a list that includes future NBA talents **Cade Cunningham** (2020-21), **Anderson** (2007-08), **JamesOn Curry** (2004-05) and **Leroy Combs** (1979-80).

Cowboys w/ 20+ Points in First Start (1972-Pr.)

Pts	Player	Date / Opponent
29	James Anderson (Fr.)	11/9/07 vs. PV A&M
24	Obi Muonelo (Fr.)	3/5/07 at Nebraska
23	Darwyn Alexander (Fr.)	2/8/89 at Kansas
22	Jamyron Keller (Fr.)	2/17/24 vs. BYU
22	JamesOn Curry (Fr.)	1/30/05 at Colorado
21	Cade Cunningham (Fr.)	11/25/20 at UTA
21	Jean-Paul Olukemi (So.)	1/15/11 at Colorado
21	Leroy Combs (Fr.)	12/13/79 at SD St.
20	Ray Alford (Jr.)	11/27/84 vs. SFA

OKC Native is OSU's First 2024 Signee:

- Another of Oklahoma's own will suit up for the Cowboys next fall. 6-foot-4 playmaker **Jeremiah Johnson** made his Oklahoma State commitment official on Nov. 8 by signing an NLI.
- Originally from Oklahoma City, Johnson played for Utah-based Wasatch Academy last spring in the National Interscholastic Basketball League and will further test himself this year in the Overtime Elite League while competing for PHHoenix (AZ) Prep.
- Johnson is a four-star recruit, per ESPN, and 247Sports rates him the No. 141 prospect in the Class of 2024. He chose the Cowboys over finalists LSU, SMU, Saint Louis and TCU.

Boynton on Johnson:

- "We're excited for another homegrown Oklahoma athlete to decide Stillwater is the place to be. Jeremiah Johnson has had a heck of a journey. He's endured setbacks but shown tremendous resiliency. We look forward to his continued growth once he gets to campus. Jeremiah is a high-level athlete and competitor. He's driven to be his best and wants to win above anything else. His versatility will be a great asset. He can function as a both scorer and as a playmaker and shot creator for his teammates."

Pro Pokes:

- Three former Cowboys are on NBA rosters:
- Cade Cunningham** - the 2021 Big 12 Player of the Year and No. 1 overall draft pick - has become the face of the Detroit Pistons franchise. The third-year pro missed most of last year due to injury but enters the month of March averaging 22.2 points and 7.4 assists
- After eight years as a Boston Celtics, **Marcus Smart** was traded to the Memphis Grizzlies over the off-season. The 2022 NBA Defensive Player of the Year missed some time to a foot injury but has otherwise having the best offensive season of his career, averaging 14.5 points, 4.3 assists and 2.1 steals.
- Lindy Waters III** has carved out a niche as a sharp-shooter in parts of the last three seasons with the Oklahoma City Thunder. In early February, his two-way contract was converted to a multi-year deal.

Other Former Cowboys Currently in the Pros:

Courtesy of Eurobasket; Bold = Has played NBA minutes

Player (Years at OSU)-- Club (Country)

Anthony Allen (2014-16) - Correcaminos UAT Victoria (Mexico)
James Anderson (2007-10) - Manisa (Turkey)
 Caleb Asberry (2022-23) - Leicester Raiders (UK)
Markel Brown (2010-14) - Napoli (Italy)
 Jeffrey Carroll (2013-17) - Heidelberg (Germany)
 Michael Cobbins (2010-15) - Brescia (Italy)
Cade Cunningham (2020-21) - Detroit Pistons (NBA)
 Davon Dillard (2015-18) - Medora Timberjacks (TBL)
 Marcus Dove (2004-08) - Tokyo Utd (Japan)
Jawun Evans (2015-17) - WKS Slask Wroclaw (Poland)
 Leyton Hammonds (2013-17) - Dijon (France)
 Anthony Hickey (2014-15) - Cantu (Italy)
 Isaac Likekele (2018-22) - Fyllingen (Norway)
Cameron McGriff (2016-20) - Indiana Mad Ants (G-League)
 Le'Bryan Nash (2011-15) - Rans Pik (Indonesia)
 Chris Olivier (2015-16) - Shan'an Utd (Japan)
 Tavarus Shine (2014-18) - Al Hilla (Saudi Arabia)
 Yankuba Sima (2017-18) - Unicaja (Spain)
Marcus Smart (2012-14) -- Memphis Grizzlies (NBA)
 Kendall Smith (2017-18) - PAOK (Greece)
Lindy Waters (2016-20) -- OKC Thunder (NBA)
 Bryce Williams (2020-22) - Club Valle (Ecuador)

Going Back to Give Back:

- Mike Boynton Jr.** was among a select group of Big 12 men's and women's basketball coaches who traveled to Rucker Park last July to lead youth clinics as part of the conference's inaugural Big 12 Hoops in the Park program.
- Despite a busy summer travel schedule that included overseas trips to Hungary and Spain, the choice to participate was an easy one for Boynton. The Brooklyn native grew up watching games at the world-famous venue and embraced the opportunity to give back to his home city.
- Boynton was joined by Scott Drew (Baylor), Mark Pope (BYU), Wes Miller (Cincinnati), Jerome Tang (K-State), Jamie Dixon (TCU) and five others from the women's side.

'Orange & Black' --> 'Red, White & Blue'

- Head coach **Mike Boynton**, video coordinator **Kris Quintana** and freshman **Eric Dailey Jr.** logged some serious frequent flyer miles this summer. Prior to the Cowboys' foreign tour of Spain, the trio were in Hungary with USA Basketball for the FIBA U19 World Cup.
- Boynton served as an assistant coach for the U.S. while Quintana handled the team's film scouting.
- Dailey averaged 9.7 points on 50% in seven tournament games, along with 4.3 rebounds, a block and a steal in 18 minutes. On a per-40 basis, he put up 21.8 points and 9.6 rebounds.
- The U.S. team won its first five games by an average of 38 points before losing a heartbreaker to France in the semifinal round.
- OSU has sent a steady pipeline of players and coaches into USA Basketball. Last summer Boynton, Dailey and **Brandon Garrison** teamed up to win gold at the FIBA U19 Americas. In 2019, **Cade Cunningham** and **Isaac Likekele** won gold at the FIBA U19 World Cup, as did **Marcus Smart** and **Jawun Evans** in 2013 and 2015 respectively.

2022-23 in Review

- OSU was the last team out on Selection Sunday 2023 but regrouped to reach the NIT quarterfinals and secure the program's third 20-win season under **Mike Boynton Jr.**
- The Cowboys (20-16, 8-10 Big 12) played the nation's 10th toughest schedule, per NCAA NET, and defeated three nationally ranked opponents. They also swept three games from rival Oklahoma for the first time since 1965.
- Statistically, the Cowboys ranked among the national leaders in field goal percentage defense (11th, .395) and posted the Big 12's top rebounding margin (+3.7).
- OSU held 25 of its 36 opponents below 40% from the field last year and pinned 10 different foes under 60 points.

2023-24 Big 12 Men's Basketball Preseason Poll

School	Points
1. Kansas (12)	168
2. Houston (2)	153
3. Texas	143
4. Baylor	137
5. TCU	113
6. Kansas State	106
7. Iowa State	95
8. Texas Tech	80
9. West Virginia	70
10. Oklahoma State	57
11. Cincinnati	55
12. Oklahoma	54
13. BYU	29
14. UCF	14

First-place votes in parentheses; Coaches could not vote for their own teams

Game Notes

NET RANKINGS

OKLAHOMA STATE TEAM SHEET (As of Mar. 10)

Quadrant 1		2-12	
H: 1-30 • N: 1-50 • A: 1-75			
Nov. 30	Creighton	11	L 65-79
Jan. 6	Baylor	14	ot L, 70-75
Jan. 9	@Texas Tech	30	L, 73-90
Jan. 13	@Iowa St.	9	L, 42-66
Jan. 16	Kansas	18	L, 66-90
Jan. 20	@Kansas St.	71	L, 66-70
Jan. 30	@Kansas	18	L, 54-83
Feb. 6	@Houston	1	L, 63-79
Feb. 10	@Oklahoma	43	L, 62-66
Feb. 17	BYU	12	W, 93-83
Feb. 21	@Cincinnati	41	W, 80-76
Mar. 2	@Texas	25	L, 65-81
Mar. 5	Texas Tech	30	L, 58-75
Mar. 9	@BYU	12	L, 71-85

Quadrant 2		1-5	
H: 31-75 • N: 51-100 • A: 76-135			
Nov. 16	vs. St. Bonaventure	82	L 64-66
Dec. 5	@Southern Illinois	117	L 68-70
Jan. 23	TCU	39	L, 69-74
Feb. 3	Kansas St.	71	W, 75-72
Feb. 24	Oklahoma	43	ot L, 82-84
Feb. 28	UCF	62	L, 71-77
Mar. 12	vs. UCF	62	

Quadrant 3		3-1	
H: 76-160 • N: 101-200 • A: 136-240			
Nov. 17	Sam Houston	153	W 85-70
Nov. 12	vs. Notre Dame	126	ot L 64-66
Dec. 10	Tulsa	187	W, 72-57
Jan. 27	West Virginia	159	W, 70-66

Quadrant 4		6-1	
H: 161-362 • N: 201-362 • A: 241-362			
Nov. 6	Abilene Christian	227	L 59-64
Nov. 20	New Orleans	344	W 96-68
Nov. 24	Houston Christian	355	W 92-65
Dec. 17	Oral Roberts	275	W, 81-60
Dec. 20	Wofford	180	W, 76-70
Dec. 31	South Carolina St.	292	W, 86-70
Jan. 3	Chicago St.	300	W, 72-53

BIG 12 IN THE NET RANKINGS (As of Mar. 10)

NET	Team	W-L	NET SOS
1	Houston	28-3	16
9	Iowa St.	24-7	27
12	BYU	22-9	45
14	Baylor	21-9	2
18	Kansas	21-9	1
25	Texas	20-11	12
30	Texas Tech	22-9	43
39	TCU	20-11	34
41	Cincinnati	18-13	38
43	Oklahoma	20-11	20
62	UCF	16-14	31
71	Kansas St.	18-13	21
120	Oklahoma St.	12-19	24
159	West Virginia	9-22	11

NOTING THE PROGRAM

- Cowboy Basketball enjoys a rich history with two national championships (1945 & 1946) and five representatives in the Naismith Memorial Basketball Hall of Fame.
- OSU was the first Division I men's basketball program to win back-to-back national titles. Then known as the Aggies of Oklahoma A&M, they defeated NYU, 49-45, in the 1945 NCAA tournament title game and downed North Carolina, 43-40, for the 1946 crown. Both games were played at Madison Square Garden.
- Gallagher-Iba Arena is often referred to as The Madison Square Garden of the Plains. The historic venue enters its 85th season of use in 2023-24. Cowboy teams are 850-256 all-time. A 2000 renovation doubled the building's capacity of the while perserving its history and sightlines.

Naismith Hall of Famers with OSU Ties:

Bob Kurland	Enshrined in 1961
Mr. Henry Iba	Enshrined in 1969
Don Haskins	Enshrined in 1997
Bill Self	Enshrined in 2017
Eddie Sutton	Enshrined in 2020

College Basketball Hall of Famers with OSU Ties:

Don Haskins	Inducted in 2006
Mr. Henry Iba	Inducted in 2006
Bob Kurland	Inducted in 2006
Eddie Sutton	Inducted in 2011

- **Mr. Henry Iba** was one of college basketball first great head coaches, responsible for pioneering modern concepts such as a patterned, motion offense. He was also the first to incorporate the help principles of zone defense with man-to-man defense. Iba won 752 games over his 40-year career -- the last 36 of which came in Stillwater.
- A three-time All-American from 1943-46 and the Most Outstanding Player on each of OSU's national title winners, **Bob Kurland's** not only left his mark in college basketball's record book but also its rule book. One of the game's first 7-footers was known to routinely leap up and grab opponent shots before they hit the rim, leading the creation of the goaltending rule.
- Kurland is also credited with college basketball's first dunk during a 1944 road game at Temple. *"The ball happened to be under the basket. I got it up and stuffed it in. That started it, I guess,"* he told the Orlando Sentinel in 2012. *"It was an unintentional accident. It wasn't planned, just a spontaneous play in Philadelphia."*
- **Eddie Sutton** played and coached under Iba in the 1950s and returned in 1990 to lead OSU back to national prominence with Final Fours in 1994 and 2005. OSU's court is named in his honor.
- Before he coached Texas Western to the 1967 national title and inspired the motion picture Glory Road, **Don Haskins** played for Iba at OSU. The 1952 graduate lettered three years for the Aggies and played on two NCAA semifinalists.
- Kansas head coach **Bill Self** played four years at OSU (1981-85) and spent seven years as an OSU assistant under Sutton (1986-93) before landing his first head coaching job at ORU.

OSU'S RECORD...

	'23-24	Boynton	Streak
Overall	12-19	119-108	L5
Non-Conference (Reg.)	8-5	58-26	W5
Big 12 Reg. Season	4-14	51-75	L5
Big 12 Tournament	-	5-4	L1
Postseason	-	5-3	L1
Home	10-8	75-41	L3
Away	1-9	27-52	L2
Neutral	1-2	17-15	W1
vs. AP Top 25	1-6	24-47	L1
Shooting 50% or better	5-1	35-5	L1
Shooting <50%	7-18	84-103	L6
Outshooting (or matching) foe	9-3	101-28	L1
Outshot	3-16	18-80	L6
Opponent shoots 50% or better	1-9	4-34	L3
Opponent shoots < 40%	5-1	80-22	W6
Outrebounding opponent	7-4	83-34	L1
Outrebounded	5-14	39-74	L5
Rebounds Even	0-1	4-6	
Committing fewer turnovers	6-5	50-45	W1
Committing more turnovers	4-12	60-53	L4
Turnovers even	1-2	8-10	
Forcing < 10 turnovers	1-8	6-24	L2
Forcing 10-14 turnovers	8-9	54-42	--
Forcing 15-19 turnovers	1-3	43-29	--
Forcing 20+ turnovers	1-0	15-14	W1
Outscoring opp. at FT line	6-11	77-35	L2
Outscored at FT line	5-6	37-65	L3
Free throws even	1-2	5-8	--
Scoring 80+ points	7-1	50-9	L1
Scoring 90+ points	3-0	12-0	W12+
Scoring 100+ points	-	2-0	W2+
Opponent scores < 50 points	-	8-0	W8+
Opponent scores < 60 points	2-0	38-5	W6
Opponent scores < 70 points	6-5	81-28	L1
Opponent scores < 80 points	11-13	111-72	L2
Opponent scores 80+ points	1-6	7-36	L3
Opponent scores 90+ points	0-2	2-7	L3
Opponent scores 100+ points	-	0-2	L2+
Leading at Halftime	10-4	-	L2
Trailing at Halftime	1-14	-	L6
Tied at Halftime	0-1		
Overtime Games	0-3	9-9	L7
One Possession Games (1-3 pts)	1-4	18-20	L1
Margin of 5 points or less	3-9	35-37	L1
Single-digit margins	4-10	61-52	L2
Double-digit margins	8-9	57-55	--
20+ point margins	3-3	23-13	--
Sunday	4-0		
Monday	1-1		
Tuesday	1-7		
Wednesday	2-1		
Thursday	0-2		
Friday	1-1		
Saturday	3-7		
November	3-4	33-11	L1
December	4-1	20-17	W4
January	2-7	22-37	L1
February	3-4	24-31	L2
March	0-3	20-12	L4
Before Noon	-		
Noon to 6 p.m. Local	8-4		
6-8 p.m. Local	4-9		
After 8 p.m. Local	0-6		

National Rankings & Leaderboards

POLL WATCH

Associated Press Poll, Mar. 11

Team	Record	Points	Last
1 Houston (52)	28-3	1540	1
2 UConn (6)	28-3	1471	2
3 Purdue (4)	28-3	1453	3
4 North Carolina	25-6	1361	7
5 Tennessee	24-7	1291	4
6 Arizona	24-7	1125	5
7 Iowa St.	24-7	1120	6
8 Creighton	23-8	1094	10
9 Kentucky	23-8	1018	15
10 Marquette	23-8	1011	8
11 Duke	24-7	976	9
12 Auburn	24-7	914	13
13 Illinois	23-8	802	12
14 Baylor	22-9	786	11
15 South Carolina	25-6	567	17
16 Kansas	22-9	558	14
17 Gonzaga	24-6	511	19
18 Utah St.	26-5	486	22
19 Alabama	21-10	432	16
20 BYU	22-9	381	20
21 Saint Mary's	24-7	306	23
22 Washington St.	23-8	223	18
23 Nevada	26-6	223	NR
24 Dayton	24-6	155	25
25 Texas Tech	22-9	149	NR

Others receiving votes: Boise St. 46, South Florida 27, San Diego St. 21, Drake 16, **Texas 14**, James Madison 14, FAU 11, Florida 8, Princeton 7, Nebraska 6, New Mexico 4, Colorado 2, McNeese St. 2, Colorado St. 1, Wake Forest 1, Indiana St. 1.

USA Today Coaches Poll, Mar. 11

Team	Record	Points	Last
1 Houston (29)	28-3	772	1
2 UConn	28-3	732	2
3 Purdue (2)	28-3	728	3
4 North Carolina	25-6	671	7
5 Tennessee	24-7	653	4
6 Creighton	23-8	569	10
7 Arizona	24-7	566	5
8 Iowa St.	24-7	546	6
9 Kentucky	23-8	513	13
10 Marquette	23-8	487	9
11 Duke	24-7	481	8
12 Auburn	24-7	423	14
13 Baylor	22-9	387	11
14 Illinois	23-8	385	12
15 Gonzaga	24-6	274	18
16 South Carolina	25-6	273	16
17 Kansas	22-9	256	15
18 Utah St.	26-5	249	22
19 Alabama	21-10	217	17
20 Saint Mary's	24-7	193	21
21 BYU	22-9	166	23
22 Nevada	26-6	109	NR
23 Texas Tech	22-9	104	NR
24 Dayton	24-6	103	NR
25 Washington St.	23-8	82	20

Others receiving votes: Dayton 31, **Texas Tech 24**, Nevada 24, Boise State 16, Appalachian State 13, James Madison 10, **Oklahoma 8**, Northwestern 7, Indiana State 5, Clemson 5, **TCU 4**, Wake Forest 3, Nebraska 1

OSU ON THE LEADERBOARDS (as of Mar. 10)

Team Statistics	NCAA	B12	Tot.	Big 12 Leader(s)	NCAA Leader(s)
Three Point Attempts Per Game (351 ranked)	79	2	24.2	BYU 32.2	North Florida 33.2
Fouls Per Game (351 ranked)	100	5	16.0	Kansas 14.7	Creighton 11.3
Three Pointers Per Game (351 ranked)	114	4	8.1	BYU 11.3	North Florida 12.0
Assists Per Game (351 ranked)	151	10	13.4	Kansas 19.0	Arizona 19.0
Bench Points per game (351 ranked)	152	8	20.10	BYU 32.90	Cornell 36.29
Effective FG pct (351 ranked)	156	9	0.516	Baylor 0.564	Indiana St. 0.601
Fastbreak Points (351 ranked)	160	10	9.94	TCU 18.87	TCU 18.87
Free Throw Attempts Per Game (351 ranked)	168	9	19.4	Baylor 23.0	Winthrop 26.8
Three Point Percentage Defense (351 ranked)	174	10	33.6	Oklahoma 29.7	Louisiana 27.6
Steals Per Game (351 ranked)	186	9	6.3	Iowa St. 10.4	UTEP 11.5
Turnovers Forced Per Game (351 ranked)	187	9	11.68	Iowa St. 17.77	UTEP 19.03
Free Throws Made Per Game (351 ranked)	191	10	13.5	Baylor 16.9	High Point 20.5
Scoring Defense (351 ranked)	198	13	72.6	Houston 56.9	Houston 56.9
Field Goal Percentage (351 ranked)	203	10	44.3	Kansas 49.4	Wright St. 53.0
Rebound Margin (351 ranked)	210	13	-0.1	Cincinnati 8.3	Saint Mary's (CA) 11.9
Three Point Percentage (351 ranked)	210	11	33.5	Baylor 39.8	Kentucky 41.2
Assist/Turnover Ratio (351 ranked)	221	11	1.04	BYU 1.75	Virginia 1.83
Rebounds (Defensive) Per Game (351 ranked)	241	10	24.42	Kansas 27.87	App State 31.22
Scoring Offense (351 ranked)	246	13	71.3	BYU 82.2	Alabama 90.8
Scoring Margin (351 ranked)	254	13	-1.3	Houston 17.3	McNeese 19.0
Rebounds (Offensive) Per Game (351 ranked)	265	13	9.16	Houston 14.03	Texas A&M 17.32
Free Throw Percentage (351 ranked)	268	11	69.8	Texas Tech 77.5	Villanova 81.9
Turnover Margin (351 ranked)	274	12	-1.2	Houston 7.4	Houston 7.4
Winning Percentage (351 ranked)	276	13	38.7	Houston 90.3	James Madison 90.6
Turnovers Per Game (351 ranked)	279	13	12.9	Houston 8.7	Princeton 8.1
Rebounds Per Game (351 ranked)	282	14	33.58	BYU 39.87	Florida 42.97
Blocks Per Game (351 ranked)	288	14	2.6	UCF 5.1	App State 7.0
Field Goal Percentage Defense (351 ranked)	302	14	45.9	Houston 38.3	McNeese 38.2

Individual Statistics	Player	NCAA	B12	Tot.	Big 12 Leader(s)
Free Throw Percentage (349 ranked)	Javon Small	64	4	86.4	Javian McCollum, Oklahoma 94.3
Blocks (336 ranked)	Brandon Garrison	118	6	42	Ibrahima Diallo, UCF 53
Blocks Per Game (350 ranked)	Brandon Garrison	123	7	1.35	Ibrahima Diallo, UCF 1.83
Assists Per Game (343 ranked)	Javon Small	128	12	4.2	RayJ Dennis, Baylor 6.7
Assists (347 ranked)	Javon Small	130	12	125	RayJ Dennis, Baylor 208
Free Throws (346 ranked)	Javon Small	193	9	108	Taylor Perry, Kansas St. 141
Three Point Attempts (344 ranked)	John-Michael Wright	211	9	174	Taylor Perry, Kansas St. 256
Double Doubles (313 ranked)	Quion Williams	228	6	4	Hunter Dickinson, Kansas 16
Minutes Per Game (350 ranked)	Javon Small	250	10	32:53	Taylor Perry, Kansas St.
Points (345 ranked)	Javon Small	282	11	448	Hunter Dickinson, Kansas 557
Points Per Game (350 ranked)	Javon Small	282	10	14.9	Kevin McCullar Jr., Kansas 18.3
Total 3-point FGM (341 ranked)	John-Michael Wright	293	14	59	LJ Cryer, Houston 96
Free Throw Attempts (348 ranked)	Javon Small	304	12	125	Keshon Gilbert, Iowa St. 175
Assist/Turnover Ratio (350 ranked)	Javon Small	311	21	1.36	Aly Khalifa, BYU 3.60
Rebounds (Defensive) Per Game (347 ranked)	Javon Small	319	8	4.37	Hunter Dickinson, Kansas 8.19
Three Pointers Per Game (347 ranked)	John-Michael Wright	325	15	1.90	LJ Cryer, Houston 3.10
Total 3-point FGM (341 ranked)	Javon Small	341	18	56	LJ Cryer, Houston 96
Three Pointers Per Game (347 ranked)	Javon Small	347	17	1.87	LJ Cryer, Houston 3.10
Field Goal Attempts (347 ranked)	-	-	-	-	Pop Isaacs, Texas Tech 433
Field Goal Percentage (350 ranked)	-	-	-	-	Hunter Dickinson, Kansas 55.0
Field Goals (341 ranked)	-	-	-	-	Hunter Dickinson, Kansas 235
Rebounds (340 ranked)	-	-	-	-	Hunter Dickinson, Kansas 336
Rebounds (Offensive) Per Game (349 ranked)	-	-	-	-	Sam Godwin, Oklahoma 3.13
Rebounds Per Game (350 ranked)	-	-	-	-	Hunter Dickinson, Kansas 10.8
Steals (329 ranked)	-	-	-	-	Tamin Lipsey, Iowa St. 84
Steals Per Game (346 ranked)	-	-	-	-	Tamin Lipsey, Iowa St. 2.80
Three Point Percentage (97 ranked)	-	-	-	-	LJ Cryer, Houston 38.9
Triple Doubles (7 ranked)	-	-	-	-	Kevin McCullar Jr., Kansas 2

Leaderboards are updated daily throughout the season at stats.ncaa.org

For averages, players must have competed in at least 75% of his team's games.

Other minimums also apply: FG% (5.0 FGM/game), 3Pt% (2.5 3FGM/game), FT% (2.5 FTM/game), A:TO Ratio (3.0 APG)

Record Book Watch

TEAM SEASON RECORDS

3-Point Field Goals Made

1.	2008-09	9.3	327
2.	2017-18	8.2	296
3.	2016-17	8.9	294
4.	2018-19	8.8	280
5.	2009-10	8.3	274
6.	1993-94	7.6	258
7.	2023-24	8.1	251
8.	2022-23	6.9	243
9.	2007-08	7.3	240
	2004-05	7.3	240

CAREER RECORDS

3-Point Field Goals Made

1.	Phil Forte III	2012-17	329
2.	Keiton Page	2008-12	299
3.	Randy Rutherford	1992-95	279
4.	Thomas Dziagwa	2016-20	251
5.	Obi Muonelo	2006-10	245
6.	Adrian Peterson	1995-99	228
7.	James Anderson	2007-10	225
8.	JamesOn Curry	2004-07	197
9.	Jeffrey Carroll	2014-18	183
10.	Joe Adkins	1996-00	182
11.	Lindy Waters III	2016-20	177
	John Lucas	2003-05	175
13.	Brooks Thompson	1992-94	170
14.	Terrel Harris	2005-09	153
15.	Markel Brown	2010-14	146
16.	Victor Williams	2000-03	135
17.	Desmond Mason	1996-00	130
	Glendon Alexander	1998-00	130
19.	John-Michael Wright	2022-Pr.	128
20.	Melvin Sanders	2000-03	126
21.	Bryce Thompson	2021-Pr.	120

Career // 3-Point Attempts

1.	Phil Forte III	2012-17	832
2.	Keiton Page	2008-12	812
3.	Randy Rutherford	1992-95	668
4.	Obi Muonelo	2006-10	634
5.	Thomas Dziagwa	2016-20	610
6.	James Anderson	2007-10	600
7.	Adrian Peterson	1995-99	595
8.	Joe Adkins	1996-00	542
9.	Jeffrey Carroll	2014-18	512
10.	JamesOn Curry	2004-07	488
11.	Lindy Waters III	2016-20	454
12.	John Lucas	2003-05	424
13.	Markel Brown	2010-14	421
14.	Terrel Harris	2005-09	418
15.	Victor Williams	2000-03	412
16.	Brooks Thompson	1992-94	394
17.	John-Michael Wright	2022-Pr.	377
18.	Melvin Sanders	2000-03	365
19.	Bryce Thompson	2021-Pr.	355

SEASON RECORDS

Freshman // Total Rebounds

1.	Byron Houston	1988-89	250
2.	Ivan McFarlin	2001-02	246
3.	Richard Dumas	1987-88	193
4.	Marcus Smart	2012-13	192
5.	Michael Cobbins	2011-12	189
	Brandon Garrison	2023-24	165

Defensive Rebounds

1.	Bryant Reeves (Sr.)	1994-95	244 (6.6)
2.	Byron Houston (Jr.)	1990-91	230 (7.2)
3.	Bryant Reeves (Jr.)	1993-94	225 (6.6)
4.	Obi Muonelo (Jr.)	2008-09	208 (5.9)
5.	Bryant Reeves (So.)	1992-93	206 (7.1)
6.	Byron Houston (So.)	1989-90	201 (6.5)
7.	Byron Houston (Sr.)	1991-92	197 (5.8)
8.	Moussa Cisse (Jr.)	2022-23	182 (5.2)
9.	Marshall Moses (Jr.)	2009-10	180 (5.6)
10.	Desmond Mason (Jr.)	1998-99	178 (5.2)
11.	Randy Rutherford (Sr.)	1994-95	170 (4.6)
12.	Mario Boggan (Sr.)	2006-07	169 (5.0)
	Desmond Mason (Sr.)	1999-00	169 (5.0)
14.	Brian Montonati (Sr.)	1999-00	163 (4.8)
15.	Byron Houston (Fr.)	1988-89	162 (5.4)
16.	Jeffrey Carroll (Jr.)	2016-17	153 (4.6)
	Marshall Moses (Sr.)	2010-11	153 (4.5)
18.	Jeffrey Carroll (Sr.)	2017-18	152 (4.6)
	Fredrik Jönzén (So.)	1999-00	152 (4.5)
20.	Joey Graham (Sr.)	2004-05	151 (4.6)
21.	Ivan McFarlin (So.)	2002-03	150 (4.7)
22.	Cade Cunningham (Fr.)	2020-21	148 (5.5)
	Matt Pilgrim (Jr.)	2009-10	148 (4.9)
24.	Cameron McGriff (Sr.)	2019-20	147 (4.6)
	Desmond Mason (So.)	1997-98	147 (5.1)
	Javon Small (Jr.)	2023-24	131

Assists

1.	Doug Gottlieb (Jr.)	1998-99	299
2.	Doug Gottlieb (Sr.)	1999-00	293
3.	Andre Owens (Jr.)	1994-95	256
4.	Jawun Evans (So.)	2016-17	204
5.	Doug Gottlieb (So.)	1997-98	201
	Matt Clark (Sr.)	1982-83	201
7.	Byron Eaton (Sr.)	2008-09	199
8.	Brooks Thompson (Sr.)	1993-94	195
9.	Sean Sutton (Sr.)	1991-92	167
10.	John Lucas (Jr.)	2003-04	158
11.	Jay Davis (Sr.)	1986-87	153
12.	Marcus Smart (So.)	2013-14	148
13.	Brooks Thompson (Jr.)	1992-93	144
14.	Randy Wright (Jr.)	1979-80	143
15.	Andre Owens (Sr.)	1995-96	141
16.	Marcus Smart (Fr.)	2012-13	139
17.	Joe Adkins (Sr.)	1999-00	138
18.	John Starks (Sr.)	1987-88	137
19.	Eddie Hannon (Sr.)	1981-82	136
20.	John Lucas (Sr.)	2004-05	135
	Randy Wright (So.)	1978-79	135
22.	Joe Adkins (Jr.)	1998-99	134
23.	JamesOn Curry (So.)	2005-06	132
24.	JamesOn Curry (Jr.)	2006-07	131
25.	Sean Sutton (Jr.)	1990-91	128
	Eddie Hannon (Jr.)	1980-81	128
	Javon Small (Jr.)	2023-24	125

Assists Per Game (Min. 50)

1.	Doug Gottlieb (Jr.)	1998-99	8.8
2.	Doug Gottlieb (Sr.)	1999-00	8.6
3.	Doug Gottlieb (So.)	1997-98	6.9
4.	Andre Owens (Jr.)	1994-95	6.9
5.	Matt Clark (Sr.)	1982-83	6.5
6.	Jawun Evans (So.)	2016-17	6.4
7.	Brooks Thompson (Sr.)	1993-94	5.7
8.	Byron Eaton (Sr.)	2008-09	5.7
9.	Jay Davis (Sr.)	1986-87	5.5
10.	Andre Owens (Sr.)	1995-96	5.4
11.	Randy Wright (Jr.)	1979-80	5.3
12.	Eddie Hannon (Sr.)	1981-82	5.2
13.	Randy Wright (So.)	1978-79	5.0
14.	Brooks Thompson (Jr.)	1992-93	5.0
15.	Jawun Evans (Fr.)	2015-16	4.9
16.	Bill Self (Jr.)	1983-84	4.8
17.	Marcus Smart (So.)	2013-14	4.8
18.	Sean Sutton (Sr.)	1991-92	4.8
19.	Eddie Hannon (Jr.)	1980-81	4.7
20.	John Starks (Sr.)	1987-88	4.6
21.	Isaac Likekele (So.)	2019-20	4.5
22.	John Lucas (Jr.)	2003-04	4.5
23.	Maurice Baker (Jr.)	2000-01	4.23
24.	Marcus Smart (Fr.)	2012-13	4.21
25.	Javon Small	2023-24	4.17

Fewest Turnovers-Per-40 (Min. 300 minutes)

1.	Phil Forte (Fr.)	2012-13	0.77
2.	Jarius Hicklen (Gr.)	2023-24	0.85
3.	Phil Forte (So.)	2013-14	0.90
4.	John-Michael Wright (Gr.)	2023-24	1.05
5.	Curtis Jones (Jr.)	2018-19	1.11
6.	Glendon Alexander (Jr.)	1998-99	1.17
7.	Brian Williams (Fr.)	2011-12	1.22
8.	Phil Forte (Sr.)	2016-17	1.29
9.	Chad Alexander (Sr.)	1996-97	1.36
10.	Ricky Jacobs (Jr.)	1979-80	1.36

Blocks

1.	Yor Anei (Fr.)	2018-19	85
	Andre Williams (Sr.)	2002-03	85
3.	Joe Atkinson (Jr.)	1983-84	80
4.	Bryant Reeves (Jr.)	1993-94	70
5.	Joe Atkinson (Sr.)	1984-85	67
6.	Andre Williams (So.)	2000-01	65
	Byron Houston (So.)	1989-90	65
	Byron Houston (Fr.)	1988-89	65
9.	Moussa Cisse (Jr.)	2022-23	61
10.	Yor Anei (So.)	2019-20	60
	Bryant Reeves (Sr.)	1994-95	60
12.	Leroy Combs (Sr.)	1982-83	58
13.	Moussa Cisse (So.)	2021-22	54
	Ivan McFarlin (Jr.)	2003-04	54
15.	Michael Cobbins (Sr.)	2014-15	53
16.	Byron Houston (Sr.)	1991-92	50
17.	Kalib Boone (So.)	2020-21	49
	Michael Cobbins (Fr.)	2011-12	49
	Alan Bannister (So.)	1985-86	49
20.	Joe Atkinson (Fr.)	1981-82	48
21.	Phillip Jurick (Jr.)	2011-12	47
22.	Andrew Jones (Jr.)	1976-77	45
23.	Randy Davis (Jr.)	1991-92	44
24.	Michael Cobbins (So.)	2012-13	43
	Johnny Pittman (Sr.)	1990-91	43
	Brandon Garrison (Fr.)	2023-24	42

Record Book Watch

Blocks Per Game (Min. 20)

1. Joe Atkinson (Jr.)	1983-84	2.96
2. Yor Anei (Fr.)	2018-19	2.66
Andre Williams (Sr.)	2002-03	2.66
4. Joe Atkinson (Sr.)	1984-85	2.48
5. Andre Williams (So.)	2000-01	2.24
6. Byron Houston (Fr.)	1988-89	2.17
7. Byron Houston (So.)	1989-90	2.10
8. Bryant Reeves (Jr.)	1993-94	2.06
9. Moussa Cisse (Jr.)	2022-23	1.94
10. Leroy Combs (Sr.)	1982-83	1.87
11. Yor Anei (So.)	2019-20	1.88
12. Moussa Cisse (So.)	2021-22	1.86
13. Joe Atkinson (Fr.)	1981-82	1.85
14. Michael Cobbins (Sr.)	2014-15	1.83
15. Alan Bannister (So.)	1985-86	1.81
16. Philip Jurick (Jr.)	2011-12	1.741
17. Thomas Jordan (So.)	1988-89	1.739
18. Andrew Jones (Jr.)	1976-77	1.67
19. Kalib Boone (So.)	2020-21	1.63
20. Bryant Reeves (Sr.)	1994-95	1.62
21. Leroy Combs (So.)	1980-81	1.59
22. Leroy Combs (Jr.)	1981-82	1.56
23. Ivan McFarlin (Jr.)	2003-04	1.543
24. Michael Cobbins (So.)	2012-13	1.536
Brandon Garrison (Fr.)	2023-24	1.35

Field Goal % (Min. 100 FGM)

1. Kalib Boone (So.)	2020-21	64.2 (113-176)
2. Chianti Roberts (Sr.)	1996-97	62.5 (178-285)
3. Bryant Reeves (So.)	1992-93	62.1 (210-338)
4. Ivan McFarlin (Fr.)	2001-02	61.4 (145-236)
5. Royce Jeffries (Jr.)	1988-89	61.3 (144-235)
6. Chianti Roberts (So.)	1994-95	59.2 (100-169)
7. Ivan McFarlin (Jr.)	2003-04	58.8 (173-294)
8. Ivan McFarlin (Sr.)	2004-05	58.8 (157-267)
9. Bryant Reeves (Sr.)	1994-95	58.6 (289-493)
Thomas Jordan (Sr.)	1988-89	58.6 (126-215)
11. Bryant Reeves (Jr.)	1993-94	58.5 (264-451)
12. Kalib Boone (Sr.)	2022-23	58.4 (149-255)
13. Byron Houston (Fr.)	1988-89	58.3 (140-240)
Raymond Crenshaw (Sr.)	1983-84	58.3 (194-333)
15. Mario Boggan (Jr.)	2005-06	58.1 (182-313)
16. Leroy Combs (Sr.)	1982-83	58.0 (207-357)
17. Joey Graham (Jr.)	2003-04	57.6 (171-297)
18. Byron Houston (Jr.)	1990-91	57.3 (250-436)
19. Sylvester Kincheon (Jr.)	1986-87	57.0 (122-214)
Royce Jeffries (Sr.)	1989-90	57.0 (159-279)
21. Torre Johnson (Jr.)	2005-06	55.8 (125-224)
22. Marshall Moses (Sr.)	2010-11	55.7 (182-327)
23. Bob Mattick (Sr.)	1953-54	55.6 (199-358)
Raymond Crenshaw (Jr.)	1982-83	55.6 (165-297)
Brandon Garrison (Fr.)	2023-24	57.2 (87-152)

Freshman // Field Goal % (Min. 80 FGM)

1. Yor Anei	2018-19	61.6 (98-159)
2. Ivan McFarlin	2001-02	61.4 (145-236)
3. Byron Houston	1988-89	58.3 (140-240)
4. Brandon Garrison	2023-24	57.2 (87-152)
5. Richard Dumas	1987-88	54.6 (203-372)
6. Bryant Reeves	1991-92	52.1 (111-213)
7. Matthew-Alexander	2020-21	51.3 (102-199)
8. Lindy Waters III	2016-17	49.5 (46-93)
9. Joe Atkinson	1981-82	49.5 (105-212)

Big 12 // Field Goal % (Min. 40 FGM)

1. Matt Pilgrim	2010	69.7 (53-76)
2. Kalib Boone	2021	67.5 (79-117)
3. Ivan McFarlin	2002	64.5 (71-110)
4. Alex Webber	1999	63.1 (41-65)
5. Kalib Boone	2023	62.1 (90-145)
6. Brandon Garrison	2024	58.9 (56-95)
7. Ivan McFarlin	2005	58.7 (74-126)
8. Maurice Robinson	1997	58.4 (59-101)
9. Ivan McFarlin	2004	58.3 (81-139)
10. Joey Graham	2004	56.8 (71-125)

3-Point Field Goals Made

1. Randy Rutherford (Sr.)	1994-95	146
2. Brooks Thompson (Sr.)	1993-94	110
3. Thomas Dziagwa (Jr.)	2018-19	105
4. Keiton Page (Sr.)	2011-12	103
5. Phil Forte III (So.)	2013-14	100
6. John Lucas (Sr.)	2004-05	100
7. Obi Muonelo (Jr.)	2008-09	88
JamesOn Curry (Jr.)	2006-07	88
9. Phil Forte III (Sr.)	2016-17	85
10. James Anderson (So.)	2008-09	84
11. Adrian Peterson (Sr.)	1998-99	82
12. Obi Muonelo (Sr.)	2009-10	80
Glendon Alexander (Sr.)	1999-00	80
14. Randy Rutherford (Jr.)	1993-94	78
15. Thomas Dziagwa (Sr.)	2019-20	76
16. John Lucas (Jr.)	2003-04	75
17. James Anderson (Jr.)	2009-10	74
Keiton Page (So.)	2009-10	74
19. Phil Forte III (Jr.)	2014-15	70
20. Lindy Waters III (Jr.)	2018-19	69
John-Michael Wright (Sr.)	2022-23	69
22. Phil Forte III (Fr.)	2012-13	68
23. Jeffrey Carroll (Sr.)	2017-18	67
James Anderson (Fr.)	2007-08	67
25. JamesOn Curry (So.)	2005-06	64
Maurice Baker (Jr.)	2000-01	64
John-Michael Wright (Gr.)	2023-24	59

Big 12 // 3-Pointers Per Game

1. Keiton Page	2012	3.56 (64)
2. Thomas Dziagwa	2019	3.22 (58)
3. John Lucas	2005	3.38 (54)
4. Phil Forte III	2014	3.06 (55)
5. Obi Muonelo	2010	3.00 (48)
6. Phil Forte III	2017	2.83 (51)
7. John Lucas	2004	2.75 (44)
8. James Anderson	2010	2.63 (42)
9. John-Michael Wright	2024	2.50 (45)
10. JamesOn Curry	2007	2.50 (40)
Glendon Alexander	2000	2.50 (40)

3-Point Attempts

1. Randy Rutherford (Sr.)	1994-95	349
2. Keiton Page (Sr.)	2011-12	267
3. Thomas Dziagwa (Jr.)	2018-19	247
4. Brooks Thompson (Sr.)	1993-94	233
5. John Lucas (Sr.)	2004-05	232
6. Phil Forte III (So.)	2013-14	227
7. Obi Muonelo (Jr.)	2008-09	221
8. James Anderson (Jr.)	2009-10	217
9. JamesOn Curry (Jr.)	2006-07	214
10. James Anderson (So.)	2008-09	206
11. Phil Forte III (Sr.)	2016-17	204
12. John-Michael Wright (Sr.)	2022-23	203
13. Jeffrey Carroll (Sr.)	2017-18	202
14. Phil Forte III (Fr.)	2012-13	201
Adrian Peterson (Sr.)	1998-99	201
16. Keiton Page (Jr.)	2010-11	194
17. Keiton Page (So.)	2009-10	193
Randy Rutherford (Jr.)	1993-94	193
19. John Lucas (Jr.)	2003-04	192
20. Obi Muonelo (Sr.)	2009-10	188
21. Phil Forte III (Jr.)	2014-15	184
22. Thomas Dziagwa (Sr.)	2019-20	183
23. Glendon Alexander (Sr.)	1999-00	181
24. James Anderson (Fr.)	2007-08	177
John-Michael Wright	2023-24	174
Caleb Asberry (Sr.)	2022-23	174


Free Throw % (Min. 2 FTM/Game)

1. Phil Forte III (Sr.)	2016-17	95.5 (84-88)
2. Moe Iba (Jr.)	1960-61	92.6 (63-68)
3. Phil Forte III (Fr.)	2012-13	91.3 (73-80)
4. Mark Tucker (Jr.)	1977-78	91.2 (114-125)
5. John Lucas (Sr.)	2004-05	90.5 (76-84)
6. Darwyn Alexander (Jr.)	1990-91	89.7 (96-107)
7. Keiton Page (Jr.)	2010-11	89.4 (135-151)
8. Joey Graham (Sr.)	2004-05	88.7 (157-177)
John Lucas (Jr.)	2003-04	88.7 (86-97)
10. Lindy Waters III (Jr.)	2018-19	87.8 (72-82)
11. Keiton Page (So.)	2009-10	87.7 (64-73)
12. Jack Herron (Jr.)	1966-67	87.2 (68-78)
13. Javon Small (Jr.)	2023-24	87.1 (108-124)
14. Phil Forte III (So.)	2013-14	86.9 (93-107)
15. Cameron McGriff (So.)	2017-18	86.5 (90-104)
Arlen Clark (Jr.)	1957-58	86.5 (160-185)
17. Caleb Asberry (Sr.)	2022-23	85.9 (79-92)
18. James Cooper (Sr.)	1963-64	85.8 (91-106)
19. Terrel Harris (So.)	2006-07	85.7 (84-98)
20. Keiton Page (Sr.)	2011-12	85.2 (115-135)

Big 12 // Free Throw % (Min. 25 FTM)

1. Keiton Page	2010	96.8 (30-31)
2. John Lucas	2005	96.4 (27-28)
3. Joey Graham	2005	96.0 (72-75)
4. Keiton Page	2011	92.6 (63-68)
5. Phil Forte III	2017	91.7 (33-36)
6. Phil Forte III	2013	91.5 (54-59)
7. Avery Anderson III	2021	88.1 (52-59)
8. Joe Adkins	1998	88.0 (44-50)
9. Keiton Page	2012	87.8 (79-90)
John Lucas	2004	87.8 (43-49)
11. Lindy Waters III	2019	85.7 (30-35)
Phil Forte III	2015	85.7 (72-84)
Terrel Harris	2007	85.7 (36-42)
14. Javon Small	2024	85.3 (64-75)
15. Lindy Waters III	2020	85.0 (34-40)
Adrian Peterson	1997	85.0 (34-40)
17. Cameron McGriff	2018	84.7 (61-72)
18. Mario Boggan	2006	84.6 (55-65)
Terrel Harris	2008	84.6 (44-52)
20. Cade Cunningham	2021	84.3 (75-89)

Player Bios



1



Bryce Thompson

6-6 | 205 | SR-2L | G | Tulsa, Okla. | Booker T. Washington HS / Kansas

Thompson's Career Statistics

Season	School	GP-GS	MIN/MPG	FGM-A	FG%	3FGM-A	3FG%	FTM-A	FT%	OR	DR	TR	RPG	PF-FO	A	TO	BLK	STL	TP	PPG
2020-21	Kansas (Fr.)	20-4	343/17.2	36-102	.353	8-36	.222	11-17	.647	5	25	30	1.5	30-0	22	21	3	7	91	4.6
2021-22	OSU (So.)	29-25	759/26.2	119-288	.413	29-100	.290	40-60	.667	13	53	66	2.3	54-0	32	36	4	17	307	10.6
2022-23	OSU (Jr.)	36-36	1098/30.5	161-411	.392	61-165	.370	41-75	.547	8	87	95	2.6	82-1	93	93	4	22	424	11.8
2023-24	OSU (Sr.)	18-17	500/27.8	71-180	.394	31-90	.344	35-52	.673	8	26	34	1.9	39-0	27	34	2	14	208	11.6
OSU TOTALS		83-78	2357/28.4	351-879	.399	121-355	.341	116-187	.620	29	166	195	2.3	175-1	152	163	10	53	939	11.3
NCAA TOTALS		103-82	2700/26.2	387-981	.394	129-391	.330	127-204	.623	34	191	225	2.2	205-1	174	184	13	60	1030	10.0

Thompson's OSU Bests

Points	23	KANSAS ST. (2/19/22)
Rebounds	9	OKLAHOMA (1/18/23)
FG Made	10	at Kansas St. (2/2/22)
FG Attempts	18	at Texas (1/22/22)
3-Point FGM	7	at Kansas (12/31/22)
3-Point Att.	11	EASTERN WASH. (3/19/23)
FT Made	7	KANSAS (1/17/24)
FT Attempts	8	3x, Last: KANSAS (1/17/24)
Assists	6	A&M-CC (12/20/22)
Steals	4	TEXAS TECH (2/8/23)
Blocks	2	IOWA ST (2/11/21)
Minutes	41:53	BAYLOR (1/6/24) in OT

Misc. Totals

	23-24	Career
10+ Points	9	46
20+ Points	1	7
30+ Points	-	-
10+ Rebounds	-	-
10+ Assists	-	-
Double-Doubles	-	-
Dunks	3	
Fouls Drawn	58	
Points Leader	8	19
Rebound Leader	-	1
Assist Leader	3	18


2023-24 Game-by-Game

Date	Opponent	GS	Min	FG	3Pt	FT	OR	DR	TR	PF	A	TO	Blk	Stl	TP
N.6	Abilene Chrst.	*	27	8-15	1-3	2-7	0	3	3	3	1	3	0	1	19
N.12	Sam Houston		21	6-11	4-5	1-2	1	1	2	1	3	1	0	0	17
N.16	vs. St. Bonaventure	*	16	2-6	1-4	2-2	0	0	0	1	2	1	0	0	7
N.17	vs. Notre Dame		dnp												
N.20	New Orleans		dnp												
N.24	Houston Chrst.		dnp												
N.30	Creighton	*	21	3-8	1-2	0-0	0	0	0	4	0	1	0	0	7
D.5	at Southern Ill.	*	31	3-13	0-5	0-0	0	1	1	1	0	0	0	1	6
D.10	vs. Tulsa	*	24	3-8	1-5	0-0	1	1	2	2	2	6	0	1	7
D.17	Oral Roberts	*	24	4-11	4-9	1-2	2	0	2	1	4	1	0	1	13
D.20	Wofford	*	34	6-12	5-7	2-2	1	3	4	1	3	0	0	3	19
D.31	S. Carolina St.	*	32	5-11	4-9	3-5	0	4	4	1	3	1	1	2	17
J.3	Chicago St.	*	33	4-11	2-7	3-3	1	1	2	1	0	2	0	0	13
J.6	Baylor^	*	42	5-16	0-6	5-5	0	2	2	3	2	2	0	0	15
J.9	at Texas Tech^	*	39	7-11	1-3	2-4	1	2	3	3	2	3	1	0	17
J.13	at Iowa St.^	*	25	3-8	1-3	0-2	1	1	2	4	0	5	0	0	7
J.16	Kansas^	*	30	5-11	3-7	7-8	0	1	1	4	2	1	0	2	20
J.20	at Kansas St.^	*	27	2-8	1-6	2-4	0	3	3	4	0	4	0	2	7
J.23	TCU^	*	34	3-10	1-5	2-2	0	2	2	3	1	1	0	1	9
J.27	West Virginia^	*	35	2-9	1-3	3-4	0	1	1	2	0	2	0	0	8
J.30	at Kansas^	*	4	0-1	0-1	0-0	0	0	0	0	2	0	0	0	0
F.3	Kansas St.^		dnp												
F.6	at Houston^		dnp												
F.10	at Oklahoma^		dnp												
F.17	BYU^		dnp												
F.21	at Cincinnati^		dnp												
F.24	Oklahoma^		dnp												
F.28	UCF^		dnp												
M. 2	at Texas^		dnp												
M. 5	Texas Tech^		dnp												
M. 9	at BYU^		dnp												
M. 10	vs UCF (B12-Rd1)		dnp												

Profile:

- Explosive guard stepped into a leadership role this year as OSU's longest-tenured scholarship player (3rd season).
- Injured his shoulder in the Jan. 30, 2024 game at Kansas and is out for the season.
- Scored his 1,000th collegiate point on Jan. 16 vs. KU and needs just 61 more to join OSU's 1,000-point club.
- Ranks 21st on OSU's career triples list (121).
- Has hit 31 threes this season on 34.4% accuracy.
- Averaging 3.1 on 46.7% in OSU wins.
- 20-point outing vs. Kansas (Jan. 16) was a season-high and the seventh 20-point game of his OSU career.
- Named Second Team Academic All-Big 12 in 2022-23 when he started all 36 games and averaged a team-high 11.2 points, along with 2.6 assists and 1.1 steals in 28.5 minutes. Knocked down 61 threes (1.69-per-game) on 37.0% accuracy.
- 2020 McDonald's All-American and two-time Oklahoma Gatorade Player of the Year, played his freshman season at Kansas before arriving at OSU.
- Born Feb. 26, 2002. Son of Rod and Goldie Thompson. Father played for former OSU Cowboy Bill Self at Tulsa in the 1990s.
- In addition to English, is fluent in French.
- Psychology major.

Player Bios



2



Eric Dailey Jr.

6-8 | 230 | FR-PS | F | Palmetto, Fla. | IMG Academy

Dailey's Career Statistics

Season	School	GP-GS	MIN/MPG	FGM-A	FG%	3FGM-A	3FG%	FTM-A	FT%	OR	DR	TR	RPG	PF-FO	A	TO	BLK	STL	TP	PPG
2023-24	OSU (Fr.)	31-16	690/22.3	108-216	.500	18-54	.333	53-89	.596	47	99	146	4.7	61-1	49	34	3	24	287	9.3
OSU TOTALS		31-16	690/22.3	108-216	.500	18-54	.333	53-89	.596	47	99	146	4.7	61-1	49	34	3	24	287	9.3

Dailey's OSU Bests

Points	20	OKLAHOMA (2/24/24) in ot
Rebounds	11	2x, Last: ORU (12/17/23)
FG Made	8	OKLAHOMA (2/24/24) in ot
FG Attempts	11	2x, Last: WOFFORD(12/20/23)
3-Point FGM	2	4x, Last: TEXAS TECH (3/5/24)
3-Point Att.	5	WOFFORD (12/20/23)
FT Made	7	UCF (2/28/24)
FT Attempts	8	ABILENE CHRST. (11/6/23)
Assists	4	4x, Last: OKLA. (2/24/24)
Steals	2	4x, Last: CHICAGO ST. (1/3/24)
Blocks	1	3x, Last: at Houston (2/6/24)
Minutes	34:57	OKLAHOMA (2/24/24) in ot

Misc. Totals

	23-24	Career
10+ Points	14	14
20+ Points	1	1
30+ Points	-	-
10+ Rebounds	2	2
10+ Assists	-	-
Double-Doubles	2	2
Dunks	11	11
Fouls Drawn	68	68
Points Leader	4	4
Rebound Leader	5	5
Assist Leader	3	3

2023-24 Game-by-Game

Date	Opponent	GS	Min	FG	3Pt	FT	OR	DR	TR	PF	A	TO	Blk	Stl	TP
N.6	Abilene Chrst.		23	1-4	0-2	4-8	2	3	5	1	4	3	0	2	6
N.12	Sam Houston	*	27	3-8	1-4	2-3	0	6	6	1	2	0	0	1	9
N.16	vs. St. Bonaventure	*	31	6-10	2-3	1-2	1	3	4	2	2	2	0	1	15
N.17	vs. Notre Dame	*	33	1-5	0-2	1-2	1	2	3	2	1	0	0	0	3
N.20	New Orleans	*	29	5-8	0-1	4-5	3	6	9	2	4	3	0	2	14
N.24	Houston Chrst.	*	15	4-8	1-2	3-6	2	4	6	1	2	1	0	1	12
N.30	Creighton	*	33	4-6	2-3	3-5	3	8	11	2	2	0	0	1	13
D.5	at Southern Ill.	*	23	2-7	0-2	1-2	1	3	4	3	2	1	1	0	5
D.10	vs. Tulsa	*	21	1-5	0-2	3-7	1	5	6	1	3	2	0	1	5
D.17	Oral Roberts	*	30	5-11	2-4	0-0	2	9	11	1	2	2	0	1	12
D.20	Wofford	*	17	5-11	1-5	1-1	1	2	3	0	4	0	0	2	12
D.31	S. Carolina St.	*	22	5-8	1-2	0-0	4	0	4	1	1	3	0	0	11
J.3	Chicago St.	*	29	4-8	1-3	3-4	0	9	9	3	3	1	1	2	12
J.6	Baylor^	*	33	4-8	0-3	1-4	0	2	2	2	0	1	0	1	9
J.9	at Texas Tech^	*	20	3-6	0-3	0-0	1	4	5	2	0	0	0	0	6
J.13	at Iowa St.^	*	19	4-7	1-2	3-4	2	2	4	3	1	1	0	0	12
J.16	Kansas^	*	21	4-5	0-0	1-2	1	0	1	3	0	0	0	1	9
J.20	at Kansas St.^		23	6-10	0-1	3-3	2	1	3	2	2	2	0	1	15
J.23	TCU^		29	6-10	0-0	1-3	1	3	4	3	1	1	0	0	13
J.27	West Virginia^		17	3-7	0-0	2-3	3	1	4	4	2	1	0	1	8
J.30	at Kansas^		15	2-7	0-0	0-2	3	0	3	2	1	1	0	1	4
F.3	Kansas St.^		5	1-2	1-1	0-0	0	1	1	1	0	1	0	1	3
F.6	at Houston^		14	2-3	1-1	1-1	2	2	4	2	0	2	1	1	6
F.10	at Oklahoma^		16	1-4	0-0	0-0	1	4	5	4	1	0	0	0	2
F.17	BYU^		18	1-6	0-1	0-2	0	4	4	1	1	1	0	0	2
F.21	at Cincinnati^		14	4-7	1-1	0-1	2	1	3	1	1	0	0	1	9
F.24	Oklahoma^		35	8-10	1-1	3-4	5	4	9	1	4	2	0	1	20
F.28	UCF^		25	4-6	0-1	7-7	2	2	4	5	0	1	0	1	15
M. 2	at Texas^		15	1-5	0-1	2-2	1	1	2	3	1	0	0	0	4
M. 5	Texas Tech^		21	4-6	2-3	2-4	0	4	4	1	1	1	0	0	12
M. 9	at BYU^		17	4-8	0-0	1-2	0	3	3	1	1	1	0	0	9
M. 10	vs UCF (B12-Rd1)														

Profile:

- Skilled freshman four-man can do a little bit of everything, including run the point or function as the five-man in small lineups.
- Started 16 straight from Nov. 12-Jan. 16 but has embraced the sixth-man role during Big 12 play.
- Notched his 14th double-figure scoring game Tuesday vs. TTU with a team-high 12 points on 4-of-6 shooting (2/3 3pt).
- Ended February on a high note with a career-high 20 vs. OU (Feb. 24) on 8-of-10 shooting and a 15-point night vs. UCF (Feb. 28).
- Posted double-doubles vs. No. 12 Creighton (Nov. 30) and ORU (Dec. 17).
- Basketball junky who "watches probably more film than any player I've ever coached" per Boynton.
- Consensus 4-star, ranked as high as No. 35.
- Played for the United States at 2023 FIBA U19 World Cup; Won gold at 2022 FIBA U18 Americas. Boynton was an assistant coach on both teams.
- Team captain at national powerhouse IMG Academy.
- 2021 Max Preps Junior All-American helped his team to back-to-back semifinals at the Geico Nationals.
- Born Jan. 15, 2004.... Cited the OSU fans and culture, as well his relationship with Boynton as a key factors in his decision.
- Comes from a basketball family. Mother, Shell, played at Texas and has coached at the collegiate and professional levels with stops at Texas A&M, Florida and TCU (where she served three years as head coach) as well as the WNBA's San Antonio Silver Stars and the ABL's Nashville Noise. She was an assistant for the South Carolina women during Boynton's playing days.
- Father, Eric Sr., played for Moe Iba (son of legendary OSU coach Henry Iba) at TCU and professionally for 10 years in Europe, Asia and South America.

Player Bios



4



Jarius Hicklen

6-4 | 180 | GR-TR | G | Dallas, Texas | DeSoto HS / Oklahoma Baptist / North Florida

Hicklen's Career Statistics

Season	School	GP-GS	MIN/MPG	FGM-A	FG%	3FGM-A	3FG%	FTM-A	FT%	OR	DR	TR	RPG	PF-FO	A	TO	BLK	STL	TP	PPG
2019-20	Okla. Baptist (Fr.)	31-1	683/22.0	91-218	.417	43-111	.387	56-69	.812	8	52	60	1.9	45-0	42	60	3	26	281	9.1
2020-21	Okla. Baptist (So.)	17-3	496/29.2	91-202	.450	38-90	.422	56-75	.747	4	62	66	3.9	28-0	32	36	1	13	276	16.2
2021-22	North Florida (Jr.)	30-15	814/27.1	110-287	.383	87-217	.401	52-69	.754	9	74	83	2.8	40-1	51	55	6	17	359	12.0
2022-23	North Florida (Sr.)	31-31	1015/32.7	121-315	.384	82-227	.361	62-82	.756	16	94	110	3.5	50-0	98	61	1	30	386	12.5
2023-24	OSU (R-Sr.)	31-1	520/16.8	45-124	.363	42-111	.378	7-11	.636	5	34	39	1.3	32-0	13	11	2	11	139	4.5
OSU TOTALS		31-1	520/16.8	45-124	.363	42-111	.378	7-11	.636	5	34	39	1.3	32-0	13	11	2	11	139	4.5
NCAA TOTALS		140-51	3528/25.2	458-1146	.400	292-756	.386	233-306	.761	42	316	358	2.6	195-1	236	223	13	97	1441	10.3

Hicklen's OSU Bests

Points	12	2x, Last: at SIU (12/5/23)
Rebounds	3	3x, Last: at Kansas (1/30/24)
FG Made	4	2x, Last: at SIU (12/5/23)
FG Attempts	11	HOUSTON CHRST (11/24/23)
3-Point FGM	4	2x, Last: at SIU (12/5/23)
3-Point Att.	10	HOUSTON CHRST (11/24/23)
FT Made	2	KANSAS (1/17/24)
FT Attempts	2	3x, Last: KANSAS (1/17/24)
Assists	3	SAM HOUSTON (11/12/23)
Steals	2	2x, Last: KANSAS ST (2/3/24)
Blocks	1	2x, Last: KANSAS ST (2/3/24)
Minutes	27:37	TCU (1/23/24)

Misc. Totals

	23-24	Career
10+ Points	4	4
20+ Points	-	-
30+ Points	-	-
10+ Rebounds	-	-
10+ Assists	-	-
Double-Doubles	-	-
Dunks	-	-
Fouls Drawn	15	15
Points Leader	-	-
Rebound Leader	-	-
Assist Leader	-	-


2023-24 Game-by-Game

Date	Opponent	GS	Min	FG	3Pt	FT	OR	DR	TR	PF	A	TO	Blk	Stl	TP
N.6	Abilene Chrst.	*	24	1-5	1-4	0-0	0	0	0	4	1	1	1	0	3
N.12	Sam Houston		17	2-3	2-3	0-0	0	1	1	0	3	0	0	1	6
N.16	vs. St. Bonaventure		24	1-4	1-4	0-2	1	1	2	0	0	0	0	0	3
N.17	vs. Notre Dame		13	0-5	0-5	0-0	0	0	0	1	0	2	0	0	0
N.20	New Orleans		19	1-4	1-4	0-0	0	3	3	1	1	0	0	0	3
N.24	Houston Chrst.		18	4-11	4-10	0-0	1	1	2	0	1	0	0	0	12
N.30	Creighton		14	1-2	1-2	0-0	0	2	2	0	0	1	0	0	3
D.5	at Southern Ill.		22	4-9	4-8	0-0	1	0	1	2	0	0	0	0	12
D.10	vs. Tulsa		14	1-1	1-1	1-2	0	0	0	2	0	0	0	0	4
D.17	Oral Roberts		16	2-7	2-6	0-0	0	1	1	0	1	0	0	1	6
D.20	Wofford		18	3-4	3-3	0-0	0	2	2	1	0	0	0	0	9
D.31	S. Carolina St.		17	3-6	3-6	0-0	0	2	2	0	1	2	0	0	9
J.3	Chicago St.		11	1-3	1-2	0-0	0	0	0	2	0	0	0	0	3
J.6	Baylor^		18	1-2	1-2	0-0	0	0	0	1	0	0	0	0	3
J.9	at Texas Tech^		17	2-3	2-3	0-0	0	1	1	0	1	0	0	0	6
J.13	at Iowa St.^		16	2-3	2-3	0-0	0	0	0	1	1	0	0	1	6
J.16	Kansas^		22	3-6	2-5	2-2	0	1	1	0	0	0	0	2	10
J.20	at Kansas St.^		19	2-3	2-3	0-0	0	3	3	0	0	1	0	0	6
J.23	TCU^		28	3-10	3-9	3-4	0	2	2	0	0	0	0	1	12
J.27	West Virginia^		17	2-6	2-6	0-0	0	2	2	0	0	1	0	1	6
J.30	at Kansas^		19	1-5	1-3	0-0	0	3	3	1	0	1	0	0	3
F.3	Kansas St.^		11	0-4	0-4	0-0	1	0	1	1	0	0	1	2	0
F.6	at Houston^		10	1-2	0-1	0-0	0	0	0	1	0	0	0	0	2
F.10	at Oklahoma^		10	0-2	0-1	0-0	1	0	1	1	1	1	0	1	0
F.17	BYU^		17	2-5	2-5	0-0	0	2	2	2	0	0	0	0	6
F.21	at Cincinnati^		9	0-0	0-0	0-0	0	0	0	1	0	0	0	0	0
F.24	Oklahoma^		20	0-2	0-2	0-0	0	2	2	3	1	0	0	0	0
F.28	UCF^		20	0-1	0-1	0-0	0	2	2	3	0	0	0	0	0
M. 2	at Texas^		15	0-0	0-0	0-0	0	1	1	2	0	0	0	0	0
M. 5	Texas Tech^		16	2-5	1-4	1-1	0	2	2	0	1	0	0	1	6
M. 9	at BYU^		11	0-1	0-1	0-0	0	0	0	2	0	1	0	0	0
M. 10	vs UCF (B12-Rd1)														

Profile:

- Sharp-shooter ranks among the NCAA's active leaders with 292 career triples on 39% accuracy.... 1,441 career points.
- Celebrated Senior Night with six points against Texas Tech.
- Grad transfer played two seasons each at Oklahoma Baptist (2019-21) and North Florida (2021-23).
- Is pursuing a second masters degree at OSU in interdisciplinary studies. He knocked out his associates degree while still in high school, finished his bachelors in sports management in two years at OBU, and completed his first masters at UNF last spring.
- As a senior in 2022-23, started all 31 contests and averaged 12.5 points in 32.8 minutes. Ranked fourth on the league leaderboard and 63rd nationally in threes-per-game (2.65) while connecting at a .361 clip.
- Began his career at the Division II level with Oklahoma Baptist in Shawnee... Helped the Bison to back-to-back NCAA tournament bids.

Player Bios



5



Quion Williams

6-5 | 220 | So.-1L | G | Jonesboro, Ark. | Jonesboro HS

Williams' Career Statistics

Season	School	GP-GS	MIN/MPG	FGM-A	FG%	3FGM-A	3FG%	FTM-A	FT%	OR	DR	TR	RPG	PF-FO	A	TO	BLK	STL	TP	PPG
2022-23	OSU (Fr.)	34-0	444/13.1	41-116	.353	9-44	.205	19-25	.760	36	50	86	2.5	49-0	32	33	3	12	110	3.2
2023-24	OSU (So.)	31-27	875/28.2	92-193	.477	11-41	.268	41-59	.695	57	113	170	5.5	52-0	65	60	9	33	236	7.6
OSU TOTALS		65-27	1319/20.3	133-309	.430	20-85	.235	60-84	.714	93	163	256	3.9	101-0	97	93	12	45	346	5.3

Williams' Career Bests

Points	21	OKLAHOMA (2/24/24) in ot
Rebounds	11	2x, Last: vs. N Dame (11/17/23)
FG Made	8	OKLAHOMA (2/24/24) in ot
FG Attempts	13	2x, Last: OKLA. (2/24/24) ot
3-Point FGM	2	2x, Last: BAYLOR (2/27/23)
3-Point Att.	5	2x, Last: TEXAS TECH (2/8/23)
FT Made	5	BYU (2/17/24)
FT Attempts	6	OKLAHOMA (2/24/24) in ot
Assists	8	at Cincinnati (2/21/24)
Steals	4	WOFFORD (12/20/23)
Blocks	2	2x, Last: OKLA. (2/24/24) ot
Minutes	41:05	vs. Notre Dame (11/17/23) OT

Misc. Totals

	23-24	Career
10+ Points	10	14
20+ Points	1	1
30+ Points	-	-
10+ Rebounds	6	7
10+ Assists	-	-
Double-Doubles	4	5
Dunks	19	
Fouls Drawn	50	72
Points Leader	2	2
Rebound Leader	13	15
Assist Leader	5	8

2023-24 Game-by-Game

Date	Opponent	GS	Min	FG	3Pt	FT	OR	DR	TR	PF	A	TO	Blk	Stl	TP
N.6	Abilene Chrst.	*	39	2-3	0-0	0-0	2	8	10	1	0	1	0	1	4
N.12	Sam Houston	*	33	2-5	1-2	1-2	2	2	4	1	4	3	0	1	6
N.16	vs. St. Bonaventure	*	16	4-6	1-1	0-1	1	1	2	4	1	2	0	1	9
N.17	vs. Notre Dame	*	41	3-9	0-1	2-4	5	6	11	1	3	1	2	1	8
N.20	New Orleans	*	20	2-4	0-1	0-2	1	2	3	2	3	3	0	0	4
N.24	Houston Chrst.	*	31	2-3	1-1	2-2	1	4	5	2	6	1	0	1	7
N.30	Creighton	*	29	2-5	0-0	0-0	2	2	4	1	1	1	0	1	4
D.5	at Southern Ill.	*	29	5-10	0-2	0-0	3	7	10	2	1	1	0	1	10
D.10	vs. Tulsa	*	34	5-6	1-1	1-1	1	6	7	3	4	5	0	3	12
D.17	Oral Roberts	*	28	6-8	1-2	0-0	1	2	3	1	1	2	0	0	13
D.20	Wofford	*	35	2-7	1-3	0-0	0	7	7	1	7	5	0	4	5
D.31	S. Carolina St.	*	32	6-8	1-2	3-3	4	6	10	2	1	3	0	3	16
J.3	Chicago St.	*	29	3-5	1-2	0-0	0	5	5	1	2	5	1	1	7
J.6	Baylor^	*	40	1-5	0-1	1-1	2	6	8	1	2	2	1	1	3
J.9	at Texas Tech^	*	25	2-8	0-2	1-4	3	3	6	3	0	1	0	1	5
J.13	at Iowa St.^	*	27	0-4	0-2	0-0	0	5	5	2	4	3	1	3	0
J.16	Kansas^	*	28	2-3	1-1	1-2	3	2	5	2	0	4	0	2	6
J.20	at Kansas St.^	*	22	1-3	0-1	1-3	3	1	4	3	2	2	0	0	3
J.23	TCU^	*	3	0-0	0-0	2-2	0	0	0	1	0	0	0	0	2
J.27	West Virginia^	*	10	0-1	0-1	0-0	0	1	1	0	0	0	0	0	0
J.30	at Kansas^	*	19	1-3	0-0	2-2	3	3	6	2	0	0	0	0	4
F.3	Kansas St.^	*	36	6-13	1-2	4-5	6	4	10	1	3	1	0	0	17
F.6	at Houston^	*	34	1-4	0-2	2-4	0	0	0	1	1	3	1	1	4
F.10	at Oklahoma^	*	32	4-9	0-3	4-4	2	8	10	4	0	0	1	2	12
F.17	BYU^	*	35	5-9	0-0	5-5	1	3	4	0	4	1	0	1	15
F.21	at Cincinnati^	*	37	5-7	0-0	2-2	2	6	8	1	8	4	0	1	12
F.24	Oklahoma^	*	35	8-13	1-2	4-6	3	5	8	1	2	0	2	0	21
F.28	UCF^	*	25	2-7	0-1	0-0	1	2	3	3	1	1	0	2	4
M. 2	at Texas^	*	30	6-11	0-1	1-2	3	4	7	4	2	4	0	1	13
M. 5	Texas Tech^	*	22	2-8	0-2	2-2	2	2	4	1	1	0	0	0	6
M. 9	at BYU^	*	19	2-6	0-2	0-0	0	0	0	0	1	1	0	0	4
M. 10	vs UCF (B12-Rd1)														

Profile:

- Athletic guard provides defense, rebounding and energy.
- Can play multiple positions, including the four-spot in small lineups.
- Leads the team in rebounds and steals (33)... Six games w/ 10+ rebounds.
- Averaging 10.8 points since Feb. 1... Double-figures in 6 of those 10 games... Career-high 21 points vs. Oklahoma (Feb. 24).
- Tallied a career-high 7 assists vs. Wofford (Dec. 20) and handed out 6 in the win over Houston Christian (Nov. 24).
- One of three Cowboy rotation players back from last year, has taken on a much larger role. Appeared in 34 games off the bench in 2022-23 and posted averages of 3.2 points and 2.5 rebounds in 13.1 minutes.
- Made 9-of-44 threes (.205) but converted more than three-quarters of his free throw attempts (19-of-25, .760).
- Played some of his best basketball down the stretch. Scored a season-high 12 points at Baylor (Feb. 27). In the three NIT games, averaged 8.0 points, 5.3 rebounds and 2.7 assists in 23.6 minutes, helped by his first career double-double in the opener against Youngstown State when he finished with 11 points and a personal-best 11 rebounds. Set another season-high with four assists in the second-round win over Eastern Washington (Mar. 19).
- Arkansas 5A state MVP at Jonesboro High. Led his team to a state title a 30-3 record on his way to all-state and all-conference honors.
- Also played football and tennis.
- Born Apr. 27, 2005.
- Son of Courtney Neal and Danny Williams II.

Player Bios



12



Javon Small

6-3 | 195 | Jr.-TR | G | South Bend, Ind. | Compass Prep (Ariz.) / East Carolina

Small's Career Statistics

Season	School	GP-GS	MIN/MPG	FGM-A	FG%	3FGM-A	3FG%	FTM-A	FT%	OR	DR	TR	RPG	PF-FO	A	TO	BLK	STL	TP	PPG
2021-22	East Carolina (Fr.)	16-0	147/9.2	10-38	.263	5-23	.217	7-7	1.000	1	9	10	0.6	7-0	17	9	0	1	32	2.0
2022-23	East Carolina (So.)	18-17	625/34.7	83-209	.397	36-108	.333	82-96	0.854	15	71	86	4.8	34-0	100	61	4	22	284	15.8
2023-24	OSU (Jr.)	30-30	986/32.9	142-322	.441	56-152	.368	108-125	.864	12	131	143	4.8	53-1	125	92	8	30	448	14.9
OSU TOTALS		30-30	986/32.9	142-322	.441	56-152	.368	108-125	.864	12	131	143	4.8	53-1	125	92	8	30	448	14.9
NCAA TOTALS		64-47	1758/27.5	235-569	.413	97-283	.343	197-228	.864	28	211	239	3.7	94-1	242	162	12	53	764	11.9

Small's OSU Bests

Points	34	at BYU (3/9/24)
Rebounds	12	WEST VIRGINIA (1/27/24)
FG Made	10	2x, Last: at BYU (3/9/24)
FG Attempts	19	at BYU (3/9/24)
3-Point FGM	5	at BYU (3/9/24)
3-Point Att.	9	at BYU (3/9/24)
FT Made	12	at Houston (2/6/24)
FT Attempts	14	at Houston (2/6/24)
Assists	8	2x, Last: ORU (12/17/23)
Steals	5	at Kansas St. (1/20/24)
Blocks	1	7x, Last: at Cincy (2/21/24)
Minutes	43:30	OKLAHOMA (2/24/24) in ot

Misc. Totals

	23-24	Career
10+ Points	23	23
20+ Points	5	5
30+ Points	1	1
10+ Rebounds	2	2
10+ Assists	-	-
Double-Doubles	2	2
Dunks	3	3
Fouls Drawn	97	97
Points Leader	10	10
Rebound Leader	4	4
Assist Leader	23	23

2023-24 Game-by-Game

Date	Opponent	GS	Min	FG	3Pt	FT	OR	DR	TR	PF	A	TO	Blk	Stl	TP
N.6	Abilene Chrst.	*	dnp												
N.12	Sam Houston	*	29	6-10	4-7	0-1	0	5	5	3	5	1	0	0	16
N.16	vs. St. Bonaventure	*	33	1-5	0-2	1-2	0	5	5	1	7	5	0	2	3
N.17	vs. Notre Dame	*	41	8-18	4-8	9-9	1	9	10	3	2	5	1	1	29
N.20	New Orleans	*	25	5-8	2-5	4-4	0	3	3	4	6	0	0	1	16
N.24	Houston Chrst.	*	29	3-11	0-6	0-0	0	5	5	1	8	0	0	1	6
N.30	Creighton	*	35	8-17	3-4	5-5	0	5	5	0	4	3	0	1	24
D.5	at Southern Ill.	*	35	7-15	3-6	8-8	1	1	2	2	4	2	1	1	25
D.10	vs. Tulsa	*	31	3-8	2-5	10-13	2	4	6	1	2	5	0	1	18
D.17	Oral Roberts	*	26	2-5	2-4	1-2	0	4	4	1	8	1	0	1	7
D.20	Wofford	*	27	5-10	4-7	0-0	0	3	3	1	5	2	0	1	14
D.31	S. Carolina St.	*	33	3-6	2-4	4-4	0	6	6	1	5	4	1	0	12
J.3	Chicago St.	*	30	4-10	2-6	2-2	0	7	7	1	3	1	0	1	12
J.6	Baylor^	*	42	6-14	2-7	3-4	0	8	8	3	2	3	0	0	17
J.9	at Texas Tech^	*	35	5-13	2-7	3-3	0	3	3	2	2	2	0	0	15
J.13	at Iowa St.^	*	34	3-11	2-6	0-0	0	4	4	0	2	4	1	1	8
J.16	Kansas^	*	28	1-10	0-4	0-0	0	2	2	1	7	5	0	0	2
J.20	at Kansas St.^	*	37	4-10	2-5	1-2	1	7	8	3	5	5	0	5	11
J.23	TCU^	*	35	4-9	3-5	4-6	1	4	5	3	7	1	0	0	15
J.27	West Virginia^	*	35	5-6	2-3	3-3	0	12	12	2	7	4	0	1	15
J.30	at Kansas^	*	31	3-10	2-8	0-0	0	0	0	0	2	2	0	1	8
F.3	Kansas St.^	*	37	5-10	3-5	5-6	0	5	5	2	7	2	0	1	18
F.6	at Houston^	*	31	3-6	0-2	12-14	0	5	5	3	2	4	0	0	18
F.10	at Oklahoma^	*	37	5-16	1-4	6-7	1	5	6	1	3	2	1	1	17
F.17	BYU^	*	33	4-8	2-5	4-4	1	3	4	1	6	4	1	0	14
F.21	at Cincinnati^	*	36	7-15	1-7	4-4	0	2	2	2	3	6	1	2	19
F.24	Oklahoma^	*	44	10-16	1-3	0-1	1	4	5	2	4	3	0	2	21
F.28	UCF^	*	29	4-7	0-1	5-6	2	3	5	5	2	3	0	1	13
M. 2	at Texas^	*	35	4-10	0-3	5-5	0	4	4	0	1	5	1	2	13
M. 5	Texas Tech^	*	26	4-9	0-4	0-0	0	1	1	1	3	4	0	1	8
M. 9	at BYU^	*	30	10-19	5-9	9-10	1	2	3	3	1	4	0	1	34
M. 10	vs UCF (B12-Rd1)														


2023-24 Accolades:

Honorable Mention All-Big 12 • Legends Classic All-Tournament Team

2023-24 Highlights:

- Playmaking point guard can both score and facilitate.
- Big 12 leaders: Points (10th, 14.9), Assists (12th, 4.2), Free Throws (9th, 108), FT% (4th, .864), Def. Reb. (8th, 4.4), Minutes (10th, 32:53).
- Has made 51 threes on 36% accuracy... 13 games with 5+ assists, 5 w/ 20+ points.
- Career-high 34 points in the finale at BYU (Mar. 9)... Previous best was a 29-point effort vs. Notre Dame (Nov. 17).
- Sank 28-straight free throws from Nov. 17-Dec. 10 (tied for the ninth longest streak in OSU history).
- Chose the Cowboys over Oklahoma and Ohio State, among others.
- Rated No. 51 among 2023 transfers by On3 and was included on Jon Rothstein's preseason list of "Under-The-Radar" additions from the portal.
- Averaged 15.8 points and 5.6 assists last year at ECU and ranked 18th nationally in assist rate (35.5), but missed the final 15 games to a leg injury.
- South Bend, Ind. native spent his senior year in Chandler, Ariz. and helped Compass Prep to a 28-2 record and a semifinal appearance at the 2021 Geico High School Nationals.

Player Bios



13



Connor Dow

6-6 | 200 | FR-HS | G | Broken Arrow, Okla. | Broken Arrow HS

Dow's Career Statistics

Season	School	GP-GS	MIN/MPG	FGM-A	FG%	3FGM-A	3FG%	FTM-A	FT%	OR	DR	TR	RPG	PF-FO	A	TO	BLK	STL	TP	PPG
2023-24	OSU (Fr.)	26-7	303/11.7	16-56	.286	12-49	.245	7-9	.778	3	35	38	1.5	17-0	10	10	4	12	51	2.0
OSU TOTALS		26-7	303/11.7	16-56	.286	12-49	.245	7-9	.778	3	35	38	1.5	17-0	10	10	4	12	51	2.0

Dow's Career Bests

Points	9	ABILENE CHRST. (11/6/23)
Rebounds	7	at Kansas (1/30/24)
FG Made	3	ABILENE CHRST. (11/6/23)
FG Attempts	7	ABILENE CHRST. (11/6/23)
3-Point FGM	3	ABILENE CHRST. (11/6/23)
3-Point Att.	7	ABILENE CHRST. (11/6/23)
FT Made	3	KANSAS (1/17/24)
FT Attempts	3	KANSAS (1/17/24)
Assists	2	2x, Last: W. VA. (1/27/24)
Steals	2	2x, Last: TEXAS TECH (3/5/24)
Blocks	1	3x, Last: at Houston (2/6/24)
Minutes	29:39	at Kansas (1/30/24)

Misc. Totals

Misc. Totals	23-24	Career
10+ Points	-	-
20+ Points	-	-
30+ Points	-	-
10+ Rebounds	-	-
10+ Assists	-	-
Double-Doubles	-	-
Dunks	1	1
Fouls Drawn	13	13
Points Leader	-	-
Rebound Leader	1	1
Assist Leader	-	-

2023-24 Game-by-Game

Date	Opponent	GS	Min	FG	3Pt	FT	OR	DR	TR	PF	A	TO	Blk	Stl	TP
N.6	Abilene Chrst.		21	3-7	3-7	0-0	0	3	3	3	1	1	0	2	9
N.12	Sam Houston		8	0-1	0-1	0-0	0	0	0	1	0	0	0	1	0
N.16	vs. St. Bonaventure		5	0-2	0-2	0-0	0	0	0	0	0	0	0	0	0
N.17	vs. Notre Dame		14	0-3	0-2	0-0	0	1	1	0	0	1	0	0	0
N.20	New Orleans		13	2-5	2-5	1-2	0	3	3	0	0	0	0	1	7
N.24	Houston Chrst.		12	2-4	2-4	2-2	0	4	4	1	1	1	1	1	8
N.30	Creighton	dnp													
D.5	at Southern Ill.		6	0-0	0-0	0-0	0	1	1	0	0	0	0	0	0
D.10	vs. Tulsa		10	0-0	0-0	0-0	0	1	1	0	0	0	0	0	0
D.17	Oral Roberts		7	0-0	0-0	0-0	0	1	1	2	0	0	0	0	0
D.20	Wofford		12	1-3	1-3	0-0	0	1	1	0	0	0	0	0	3
D.31	S. Carolina St.		4	0-0	0-0	0-0	0	0	0	0	0	2	0	0	0
J.3	Chicago St.		5	0-1	0-1	0-0	0	1	1	0	0	0	0	0	0
J.6	Baylor^	dnp													
J.9	at Texas Tech^		3	1-1	1-1	0-0	0	0	0	0	0	0	0	0	3
J.13	at Iowa St.^		11	0-2	0-2	0-0	1	1	2	1	0	0	0	0	0
J.16	Kansas^		16	1-4	0-3	3-3	0	2	2	0	1	0	0	1	5
J.20	at Kansas St.^	*	19	2-6	1-4	1-2	1	2	3	0	2	2	0	1	6
J.23	TCU^	*	21	0-2	0-2	0-0	0	1	1	1	0	0	0	0	0
J.27	West Virginia^	*	21	1-4	1-4	0-0	0	3	3	0	2	1	0	0	3
J.30	at Kansas^	*	30	0-4	0-4	0-0	0	7	7	3	1	0	1	1	0
F.3	Kansas St.^	*	8	0-3	0-2	0-0	0	0	0	1	0	0	1	0	0
F.6	at Houston^	*	18	1-1	1-1	0-0	0	1	1	0	1	0	1	1	3
F.10	at Oklahoma^	*	8	0-0	0-0	0-0	0	0	0	0	0	0	0	0	0
F.17	BYU^	dnp													
F.21	at Cincinnati^	dnp													
F.24	Oklahoma^	dnp													
F.28	UCF^		2	0-0	0-0	0-0	0	0	0	0	0	0	0	0	0
M. 2	at Texas^		1	0-0	0-0	0-0	0	0	0	0	0	0	0	0	0
M. 5	Texas Tech^		15	2-2	0-0	0-0	1	0	1	3	0	2	0	2	4
M. 9	at BYU^		15	0-1	0-1	0-0	0	2	2	1	1	0	0	1	0
M. 10	vs UCF (B12-Rd1)														

Profile:

- True freshman sniper can get his shot off from just about anywhere due to his 6-6 frame and high basketball IQ.
- Clocks a total of 30 minutes in the last two regular season games. Had four points and a pair of steals -- one of them for a dunk -- Tuesday vs. TTU.
- Set career-highs for rebounds (7) and minutes (29:39) Jan. 30 at KU.... Made first career start at KSU (Jan. 20): 6 pts, in 19 minutes.
- Logged his first career block to go with three points, an assist and a steal in 18 minutes at UH (Feb. 6).
- Set career-highs for rebounds (7) and minutes (29:39) Jan. 30 at KU.
- Made first career start at KSU (Jan. 20): 6 pts, in 19 minutes.
- Made 3-of-7 threes in the opener vs. ACU (Nov. 6) and connected twice each against UNO (Nov. 20) and Houston Christian (Nov. 24).
- Compared by OSU head coach Mike Boynton to former Cowboy sharpshooter Thomas Dziagwa.
- Oklahoman Super 5 pick led Broken Arrow to a 2023 state runner-up finish.
- AAU teammates with fellow Super 5 Brandon Garrison in high school.
- Three-star recruit graded out as the No. 3 prospect in the state of Oklahoma and among the top 250 nationally in the Class of 2023, per 247sports.
- Committed to OSU in September of his senior year over Jacksonville State, Nebraska-Omaha, Oral Roberts, South Dakota State and Toledo.
- 2023 Oklahoma Coaches Association All-Star (Large East) averaged 16 points and led Broken Arrow High to a 28-2 record and a 6A runner-up finish.
- Coached by Beau Wallace.
- Shot 44% from deep on the 2022 EYBL circuit with Team Griffin.
- Son of Chris and Angie Dow. Father played basketball at Evangel University.
- Has a younger brother, Corbin, and a younger sister, Audrey.
- Plans to major in Sports Management.

Player Bios



14



Jamyron Keller

6-3 | 210 | FR-HS | G | St. Matthews, S.C. | Ellison HS (Texas)

Keller's Career Statistics

Season	School	GP-GS	MIN/MPG	FGM-A	FG%	3FGM-A	3FG%	FTM-A	FT%	OR	DR	TR	RPG	PF-FO	A	TO	BLK	STL	TP	PPG
2023-24	OSU (Fr.)	24-7	465/19.4	58-114	.509	15-52	.288	30-38	.789	10	37	47	2.0	38-0	32	29	0	11	161	6.7
OSU TOTALS		24-7	465/19.4	58-114	.509	15-52	.288	30-38	.789	10	37	47	2.0	38-0	32	29	0	11	161	6.7

Keller's Career Bests

Points	22	BYU (2/17/24)
Rebounds	6	at BYU (3/9/24)
FG Made	8	BYU (2/17/24)
FG Attempts	10	2x, Last: at Oklahoma (2/10/24)
3-Point FGM	4	2x, Last: BYU (2/17/24)
3-Point Att.	7	NEW ORLEANS (11/20/23)
FT Made	5	at Cincinnati (2/21/24)
FT Attempts	5	at Cincinnati (2/21/24)
Assists	4	OKLAHOMA (2/24/24) in ot
Steals	2	2x, Last: UCF (2/28/24)
Blocks		
Minutes	37:49	BYU (2/17/24)

Misc. Totals

	23-24	Career
10+ Points	6	6
20+ Points	1	1
30+ Points	-	-
10+ Rebounds	-	-
10+ Assists	-	-
Double-Doubles	-	-
Dunks	5	5
Fouls Drawn	33	33
Points Leader	2	2
Rebound Leader	2	2
Assist Leader	3	3


2023-24 Game-by-Game

Date	Opponent	GS	Min	FG	3Pt	FT	OR	DR	TR	PF	A	TO	Blk	Stl	TP
N.6	Abilene Chrst.	dnp													
N.12	Sam Houston	dnp													
N.16	vs. St. Bonaventure	dnp													
N.17	vs. Notre Dame	dnp													
N.20	New Orleans	24	7-10	4-7	0-1	0	2	2	1	1	3	0	0	18	
N.24	Houston Chrst.	19	4-4	1-1	1-2	0	3	3	3	2	2	0	1	10	
N.30	Creighton	13	1-2	0-1	0-0	1	0	1	2	1	0	0	0	2	
D.5	at Southern Ill.	13	2-5	0-1	0-0	2	2	4	2	2	1	0	0	4	
D.10	vs. Tulsa	13	2-3	1-2	3-3	0	1	1	0	1	2	0	0	8	
D.17	Oral Roberts	14	3-4	1-2	0-0	0	0	0	0	1	0	0	0	7	
D.20	Wofford	12	1-3	0-1	2-2	0	1	1	1	1	2	0	0	4	
D.31	S. Carolina St.	10	1-4	0-1	0-0	2	0	2	1	3	2	0	0	2	
J.3	Chicago St.	11	1-3	0-1	0-0	1	2	3	0	1	1	0	0	2	
J.6	Baylor^	dnp													
J.9	at Texas Tech^	1	0-0	0-0	0-0	0	0	0	0	0	0	0	0	0	
J.13	at Iowa St.^	7	0-1	0-1	1-2	0	0	0	1	0	0	0	0	1	
J.16	Kansas^	2	0-0	0-0	0-0	0	0	0	1	0	0	0	0	0	
J.20	at Kansas St.^	dnp													
J.23	TCU^	dnp													
J.27	West Virginia^	5	0-1	0-1	0-0	0	0	0	0	0	1	0	0	0	
J.30	at Kansas^	9	1-3	0-2	1-1	0	0	0	0	0	0	0	1	3	
F.3	Kansas St.^	24	4-6	1-3	3-4	1	3	4	2	3	2	0	0	12	
F.6	at Houston^	19	2-5	0-2	1-2	0	1	1	2	1	1	0	1	5	
F.10	at Oklahoma^	26	3-10	0-3	2-4	2	1	3	3	0	0	0	1	8	
F.17	BYU^	* 38	8-8	4-4	2-2	1	4	5	3	2	2	0	2	22	
F.21	at Cincinnati^	* 36	4-8	2-3	5-5	0	2	2	3	3	0	0	1	15	
F.24	Oklahoma^	* 37	4-6	0-2	0-0	0	1	1	3	4	2	0	0	8	
F.28	UCF^	* 30	3-9	0-3	3-4	0	2	2	4	3	4	0	2	9	
M. 2	at Texas^	* 33	3-7	1-5	4-4	0	4	4	1	1	1	0	1	11	
M. 5	Texas Tech^	* 31	1-5	0-4	2-2	0	2	2	2	0	2	0	1	4	
M. 9	at BYU^	* 38	3-7	0-2	0-0	0	6	6	3	2	1	0	0	6	
M. 10	vs UCF (B12-Rd1)														

Profile:

- Tough competitor who can shoot, get down hill and create.
- Described as a junk yard dog, blue collar type of player.
- Averaging 10.0 points in 30+ minutes in the 10 games since Bryce Thompson's injury (up from 4.4 ppg, 1.0 apg, 10.9 mpg prior).
- Shooting over 50% from the field, including 69.4% from inside the arc (43-of-62).
- Had 9 points, 3 assists and a pair of steals in the first meeting with UCF (Feb. 28).
- Put up a career-high 22 on 8-of-8 shooting (4/4 3pt) in his first ever start vs. BYU (Feb. 17).
- 18 points on 7-of-10 shooting (4/7 3pt) in his debut vs. UNO (Nov. 20) and 10 points on 4-of-4 shooting vs. HCU (Nov. 24).
- Texas 5A player of the year scored more than 2,500 career points for Ellison High School. Scored more than 2,500 career points .
- Led the Eagles to a 37-3 record and a runner-up finish in Class 5A.
- One of 10 finalists for the 2023 Dave Campbell Mr. Texas Basketball Award, given annually to the state's top high school player.
- Three-star recruit ranked No. 132 by Rivals in the Class of 2023.
- Picked OSU over a long list of suitors including Kansas State, Missouri State, North Texas, Old Dominion, Oral Roberts, Prairie View A&M, Saint Louis, Sam Houston, SMU, Texas State, VCU, Wichita State and Wyoming.
- Coached by Alberto Jones.
- Played summer ball with future Cowboy teammate Justin McBride on the 2022 Nike EYBL circuit and helped key Team Drive's undefeated run through the Peach Jam Invitational. At the event he averaged 15.1 points, 4.4 rebounds and 4.0 assists over seven games while shooting 54%.

Player Bios



15



Carson Sager

6-4 | 207 | SR-2L | G | Wichita Falls, Texas | Rider HS

Sager's Career Statistics

Season	School	GP-GS	MIN/MPG	FGM-A	FG%	3FGM-A	3FG%	FTM-A	FT%	OR	DR	TR	RPG	PF-FO	A	TO	BLK	STL	TP	PPG	
2020-21	OSU (Fr.)			Did not see action																	
2021-22	OSU (So.)	4-0	6/1.4	0-1	.000	0-0	---	2-2	1.000	1	0	1	0.3	0-0	0	0	0	1	2	0.5	
2022-23	OSU (Jr.)	7-0	8/1.1	0-0	---	0-0	---	0-0	---	0	1	1	0.1	1-0	0	2	0	0	0	0.0	
2023-24	OSU (Sr.)	6-0	8/1.3	0-4	.000	0-2	.000	0-2	.000	1	0	1	0.2	2-0	0	1	0	0	0	0.0	
OSU TOTALS		17-0	21/1.3	0-5	.000	0-2	.000	2-4	.500	2	1	3	0.2	3-0	0	3	0	1	2	0.1	

Sager's Career Bests

Points	2	UT ARLINGTON (11/9/21)
Rebounds	1	3x, Last: CHICAGO ST. (1/3/24)
FG Made		
FG Attempts	1	2x, Last: HCU (11/24/23)
3-Point FGM		
3-Point Att.	1	HOUSTON CHRST (11/24/23)
FT Made	2	UT ARLINGTON (11/9/21)
FT Attempts	2	2x, Last: CHICAGO ST. (1/3/24)
Assists		
Steals	1	vs. Col. of Charleston (11/22/21)
Blocks		
Minutes	2	2x, Last: PV A&M (11/27/22)

Misc. Totals

	23-24	Career
10+ Points	-	-
20+ Points	-	-
30+ Points	-	-
10+ Rebounds	-	-
10+ Assists	-	-
Double-Doubles	-	-
Dunks	-	-
Fouls Drawn	1	2
Points Leader	-	-
Rebound Leader	-	-
Assist Leader	-	-


2023-24 Game-by-Game

Date	Opponent	GS	Min	FG	3Pt	FT	OR	DR	TR	PF	A	TO	Blk	Stl	TP
N.6	Abilene Chrst.	dnp													
N.12	Sam Houston	dnp													
N.16	vs. St. Bonaventure	dnp													
N.17	vs. Notre Dame	dnp													
N.20	New Orleans	1	0-0	0-0	0-0	0	0	0	0	0	0	0	0	0	0
N.24	Houston Chrst.	1	0-1	0-1	0-0	0	0	0	0	1	0	0	0	0	0
N.30	Creighton	dnp													
D.5	at Southern Ill.	dnp													
D.10	vs. Tulsa	dnp													
D.17	Oral Roberts	2	0-2	0-1	0-0	0	0	0	0	0	0	0	0	0	0
D.20	Wofford	dnp													
D.31	S. Carolina St.	1	0-0	0-0	0-0	0	0	0	0	0	0	1	0	0	0
J.3	Chicago St.	1	0-1	0-0	0-2	1	0	1	1	1	0	0	0	0	0
J.6	Baylor^	dnp													
J.9	at Texas Tech^	dnp													
J.13	at Iowa St.^	dnp													
J.16	Kansas^	dnp													
J.20	at Kansas St.^	dnp													
J.23	TCU^	dnp													
J.27	West Virginia^	dnp													
J.30	at Kansas^	dnp													
F.3	Kansas St.^	dnp													
F.6	at Houston^	dnp													
F.10	at Oklahoma^	dnp													
F.17	BYU^	dnp													
F.21	at Cincinnati^	dnp													
F.24	Oklahoma^	dnp													
F.28	UCF^	dnp													
M. 2	at Texas^	dnp													
M. 5	Texas Tech^	1	0-0	0-0	0-0	0	0	0	0	0	0	0	0	0	0
M. 9	at BYU^	dnp													
M. 10	vs UCF (B12-Rd1)	dnp													

Profile:

- The longest-tenured Cowboy (along with fellow walk-on Weston Church) enters his fourth season with the program.
- First Team Academic All-Big 12 as a junior and an NABC Honors Court qualifier.
- Saw time in seven games in 2022-23, including all three wins over Oklahoma.
- Appeared in four games for the Cowboys as a sophomore and recorded a bucket against UT Arlington in the Nov. 9 season opener.
- Saw his first Big 12 action against West Virginia (Feb. 12, 2022), clocking two minutes.
- Class of 2020 valedictorian at Rider High School in Wichita Falls, Texas...
- Younger brother of former Cowboy Christien Sager, who played at OSU from 2011-15..
- Son of Charlie and Tacy Sager... Father played basketball at Utah State and Midwestern State... Older sister Kelsie played beach volleyball at Central Arkansas.
- Born on Aug. 27, 2001.
- Majoring in electrical engineering at Oklahoma State.
- Spent the summer of 2023 interning at NASA.

Player Bios



21



Justin McBride

6-8 | 230 | FR-HS | F | Plano, Texas | Plano HS

McBride's Career Statistics

Season	School	GP-GS	MIN/MPG	FGM-A	FG%	3FGM-A	3FG%	FTM-A	FT%	OR	DR	TR	RPG	PF-FO	A	TO	BLK	STL	TP	PPG
2023-24	OSU (Fr.)	23-0	149/6.5	25-46	.543	6-21	.286	4-17	.235	11	22	33	1.4	19-0	1	10	3	4	60	2.6
OSU TOTALS		23-0	149/6.5	25-46	.543	6-21	.286	4-17	.235	11	22	33	1.4	19-0	1	10	3	4	60	2.6

McBride's Career Bests

Points	8	SAM HOUSTON (11/12/23)
Rebounds	5	HOUSTON CHRST (11/24/23)
FG Made	3	3x, Last: CHICAGO ST (1/3/24)
FG Attempts	7	SAM HOUSTON (11/12/23)
3-Point FGM	2	SAM HOUSTON (11/12/23)
3-Point Att.	4	SAM HOUSTON (11/12/23)
FT Made	2	at BYU (3/9/24)
FT Attempts	5	2x, Last: at BYU (3/9/24)
Assists	1	S. CAROLINA ST. (12/31/23)
Steals	1	4x, Last: TEXAS TECH (3/5/24)
Blocks	1	3x, Last: SCSU (12/31/23)
Minutes	17	HOUSTON CHRST (11/24/23)

Misc. Totals

	23-24	Career
10+ Points	-	-
20+ Points	-	-
30+ Points	-	-
10+ Rebounds	-	-
10+ Assists	-	-
Double-Doubles	-	-
Dunks	2	2
Fouls Drawn	13	13
Points Leader	-	-
Rebound Leader	-	-
Assist Leader	-	-

2023-24 Game-by-Game

Date	Opponent	GS	Min	FG	3Pt	FT	OR	DR	TR	PF	A	TO	Blk	Stl	TP
N.6	Abilene Chrst.	15	1-3	0-1	0-1	1	1	2	1	0	0	0	0	0	2
N.12	Sam Houston	12	3-7	2-4	0-0	0	1	1	2	0	0	1	0	0	8
N.16	vs. St. Bonaventure	7	2-3	0-0	0-0	1	0	1	1	0	1	0	0	0	4
N.17	vs. Notre Dame	10	2-3	0-1	0-0	1	2	3	3	0	2	0	0	0	4
N.20	New Orleans	10	3-3	0-0	0-0	1	1	2	2	0	0	0	0	0	6
N.24	Houston Chrst.	17	1-3	1-2	0-0	0	5	5	2	0	1	1	0	0	3
N.30	Creighton	1	0-1	0-1	0-0	0	0	0	0	0	0	0	0	0	0
D.5	at Southern Ill.	dnp													
D.10	vs. Tulsa	dnp													
D.17	Oral Roberts	4	0-0	0-0	0-0	0	0	0	1	0	1	0	1	0	0
D.20	Wofford	5	1-2	0-1	0-0	0	0	0	0	0	0	0	0	0	2
D.31	S. Carolina St.	4	1-1	1-1	0-2	0	1	1	0	1	0	1	1	1	3
J.3	Chicago St.	5	3-3	0-0	0-0	2	0	2	0	0	0	0	0	0	6
J.6	Baylor^	dnp													
J.9	at Texas Tech^	3	0-0	0-0	0-0	0	1	1	1	0	0	0	0	0	0
J.13	at Iowa St.^	5	1-3	0-2	0-1	0	0	0	0	0	1	0	0	0	2
J.16	Kansas^	3	1-1	0-0	0-1	0	3	3	1	0	0	0	0	0	2
J.20	at Kansas St.^	dnp													
J.23	TCU^	dnp													
J.27	West Virginia^	3	0-0	0-0	0-0	0	2	2	0	0	0	0	0	0	0
J.30	at Kansas^	5	2-2	1-1	0-0	0	1	1	1	0	1	0	0	0	5
F.3	Kansas St.^	6	1-2	1-2	0-0	0	0	0	2	0	0	0	0	0	3
F.6	at Houston^	6	1-3	0-2	1-5	1	2	3	1	0	0	0	1	3	3
F.10	at Oklahoma^	3	0-0	0-0	0-0	0	0	0	0	0	0	0	0	0	0
F.17	BYU^	dnp													
F.21	at Cincinnati^	dnp													
F.24	Oklahoma^	dnp													
F.28	UCF^	0+	0-0	0-0	0-0	0	0	0	0	0	0	0	0	0	0
M. 2	at Texas^	1	0-0	0-0	0-0	0	0	0	0	0	0	0	0	0	0
M. 5	Texas Tech^	12	1-4	0-2	1-2	2	0	2	0	0	3	0	1	3	3
M. 9	at BYU^	11	1-2	0-1	2-5	2	2	4	1	0	0	0	0	0	4
M. 10	vs UCF (B12-Rd1)														

Profile:

- Skilled forward with size and athleticism can from inside or on the perimeter.
- The Big 12's youngest active player (he turned 18 on July 25).
- Has appeared in each of the last three games off the bench.
- Has played in 10+ minutes in each of the last two games, totaling 7 points and 6 rebounds.
- Shooting 54.3%, including 76% on 2-point field goals (19-of-25).
- Set season-highs for points (8) vs. Sam Houston (Nov. 12) and rebounds (5) vs. Houston Christian (Nov. 24).
- Dallas area standout earned four-star ratings from Rivals and 247sports while rankings No. 79 and 127 on their respective national lists.
- Signed with OSU in the Fall of 2022 over finalists Arizona State and Missouri.
- Chose the Pokes because of head coach Mike Boynton and the program's style of play.
- Spent a portion of his high school career at Oak Hill Academy (Va.) competing in the NIBC before returning home to Texas.
- As a senior at Plano High, was one of nine players named to the inaugural THSCA 6A Boys Basketball Super Elite Team, which recognizes student-athletes from around the state of Texas for their exemplary athletic achievements. Helped his team to a top-10 ranking in Texas' largest classification and was named First Team UIL All-State in 6A.
- In the summer before his junior year, helped Team USA to a gold medal at the 2021 FIBA U16 Americas Championship in Xalapa, Mexico, averaging 7.7 points, 5.5 rebounds, 1.8 blocks and 1.0 steal over six games.
- Attended USA Basketball Junior National Team mini camps in March and October of 2022 - the latter alongside two of his future OSU teammates, Brandon Garrison and Eric Dailey Jr.

Player Bios



23



Brandon Garrison

6-11 | 245 | FR-HS | C | Oklahoma City, Okla. | Del City HS

Garrison's Career Statistics

Season	School	GP-GS	MIN/MPG	FGM-A	FG%	3FGM-A	3FG%	FTM-A	FT%	OR	DR	TR	RPG	PF-FO	A	TO	BLK	STL	TP	PPG
2023-24	OSU (Fr.)	31-28	705/22.7	87-152	.572	0-0	.000	57-89	.640	42	124	166	5.4	85-3	46	52	42	26	231	7.5
OSU TOTALS		31-28	705/22.7	87-152	.572	0-0	.000	57-89	.640	42	124	166	5.4	85-3	46	52	42	26	231	7.5

Garrison's Career Bests

Points	21	BYU (2/17/24)
Rebounds	10	2x, Last: SCSU (12/31/23)
FG Made	7	2x, Last: BYU (2/17/24)
FG Attempts	9	KANSAS ST (2/3/24)
3-Point FGM		
3-Point Att.		
FT Made	8	WEST VIRGINIA (1/27/24)
FT Attempts	12	BYU (2/17/24)
Assists	6	ORAL ROBERTS (12/17/23)
Steals	4	WEST VIRGINIA (1/27/24)
Blocks	6	HOUSTON CHRST (11/24/23)
Minutes	37:55	BAYLOR (1/6/24) in OT

Misc. Totals

	23-24	Career
10+ Points	9	9
20+ Points	3	3
30+ Points	-	-
10+ Rebounds	2	2
10+ Assists	-	-
Double-Doubles	1	1
Dunks	22	22
Fouls Drawn	80	80
Points Leader	2	2
Rebound Leader	12	12
Assist Leader	2	2


2023-24 Game-by-Game

Date	Opponent	GS	Min	FG	3Pt	FT	OR	DR	TR	PF	A	TO	Blk	Stl	TP
N.6	Abilene Chrst.	8	0-0	0-0	1-2	0	0	0	2	0	0	0	0	1	1
N.12	Sam Houston	14	3-4	0-0	0-0	3	5	8	1	0	2	3	0	6	
N.16	vs. St. Bonaventure	11	0-1	0-0	0-0	3	3	6	3	1	1	1	0	0	
N.17	vs. Notre Dame	* 36	3-6	0-0	3-6	2	3	5	5	2	1	1	2	9	
N.20	New Orleans	* 15	2-3	0-0	0-2	1	0	1	3	2	0	0	0	4	
N.24	Houston Chrst.	* 18	4-8	0-0	2-2	1	4	5	3	2	1	6	0	10	
N.30	Creighton	* 18	3-8	0-0	0-0	1	4	5	4	0	1	2	1	6	
D.5	at Southern Ill.	* 22	2-5	0-0	0-1	5	5	10	2	0	3	2	1	4	
D.10	vs. Tulsa	* 18	3-4	0-0	0-0	0	7	7	4	1	4	0	1	6	
D.17	Oral Roberts	* 19	4-6	0-0	0-0	1	8	9	0	6	2	0	0	8	
D.20	Wofford	* 19	1-3	0-0	0-0	0	4	4	3	0	0	2	0	2	
D.31	S. Carolina St.	* 24	4-7	0-0	3-6	1	9	10	4	4	1	3	1	11	
J.3	Chicago St.	* 19	2-2	0-0	2-2	2	3	5	3	1	2	4	1	6	
J.6	Baylor^	* 38	7-7	0-0	6-6	3	5	8	2	2	2	4	0	20	
J.9	at Texas Tech^	* 33	2-3	0-0	0-1	1	4	5	0	0	1	0	0	4	
J.13	at Iowa St.^	* 33	0-2	0-0	1-3	1	7	8	3	1	3	0	0	1	
J.16	Kansas^	* 26	3-6	0-0	4-6	2	3	5	4	1	3	0	1	10	
J.20	at Kansas St.^	* 16	2-3	0-0	1-2	1	2	3	4	2	0	1	2	5	
J.23	TCU^	* 11	1-2	0-0	0-0	0	3	3	4	1	0	1	0	2	
J.27	West Virginia^	* 35	6-8	0-0	8-10	2	3	5	0	4	2	1	4	20	
J.30	at Kansas^	* 29	3-8	0-0	5-9	1	4	5	3	1	3	0	2	11	
F.3	Kansas St.^	* 31	5-9	0-0	0-1	1	3	4	1	2	3	3	1	10	
F.6	at Houston^	* 24	2-4	0-0	5-6	3	4	7	2	0	2	0	1	9	
F.10	at Oklahoma^	* 18	2-5	0-0	2-3	1	6	7	4	0	1	0	1	6	
F.17	BYU^	* 27	7-8	0-0	7-12	1	4	5	1	2	1	1	2	21	
F.21	at Cincinnati^	* 29	6-8	0-0	2-2	0	4	4	3	3	3	0	2	14	
F.24	Oklahoma^	* 17	3-5	0-0	0-0	0	2	2	5	1	1	0	1	6	
F.28	UCF^	* 25	1-5	0-0	2-4	0	6	6	5	2	1	3	0	4	
M. 2	at Texas^	* 20	1-3	0-0	0-0	1	1	2	3	0	1	1	0	2	
M. 5	Texas Tech^	* 21	1-4	0-0	2-2	4	4	8	2	3	5	2	0	4	
M. 9	at BYU^	* 30	4-5	0-0	1-1	0	4	4	2	2	1	1	1	9	
M. 10	vs UCF (B12-Rd1)														

Profile:

- McDonald's All-American freshman has made rapid improvement.
- 1.4 blocks ranks No. 7 on the Big 12 leaderboard... 42 total blocks are the fifth-most ever by an OSU freshman.
- Career-high 21 points vs. BYU (Feb. 17) on 7-of-8 shooting (7-of-12 FT)... It was his third 20-point game of the season.
- Also had 20 point games vs. WVU (Jan. 27) and Baylor (Jan. 6). In the latter he was 7/7 from the field and 6/6 on free throws.
- Has two double-figure rebounding games: 10 at Southern Illinois (Dec. 5) and 10 against South Carolina State (Dec. 31).
- Just the fourth Cowboy freshman to block 6 shots (Nov. 24 vs. HCU) joining Yor Anei, Byron Housron and Leroy Combs.
- Consensus 4-star, ranked as high as No. 30 by Rivals in the Class of 2023.
- Has added 18 pounds of muscle since his June arrival.
- Oklahoma State's ninth McDonald's All-American and the second signed by head coach Mike Boynton, joining Cade Cunningham (2020). Started for the West squad and scored 11 points on 5-of-5 shooting in the 2023 McDonald's All-American game.
- Consensus four-star recruit in the Class of 2023, ranked as high as No. 30.
- 2023 Gatorade and MaxPreps Player of the Year in the state of Oklahoma.
- Two-time Daily Oklahoman Super 5 selection.
- Voted OKC Metro 2022-23 Boys Athlete of the Year (all sports).
- Led his team to a pair of 5A state titles (the school's first in more than four decades) in 2021 and 2023 plus a runner-up finish in between (2022).
- Averaged a double-double as a senior (15.7 ppg, 10.0 rpg).
- Teamed up with Eric Dailey Jr. to win a gold medal with Team USA at the 2022 FIBA U18 Americas in Mexico.

Player Bios



32



Mike Marsh

6-10 | 250 | RS-SR-TR | C | Columbia, S.C. | Gray Collegiate Academy / Dodge City CC / Jacksonville

Marsh's Career Statistics

Season	School	GP-GS	MIN/MPG	FGM-A	FG%	3FGM-A	3FG%	FTM-A	FT%	OR	DR	TR	RPG	PF-FO	A	TO	BLK	STL	TP	PPG
2019-20	Dodge City CC (Fr.)			Redshirted																
2020-21	Dodge City CC (R-Fr.)			Junior College																
2021-22	Jacksonville (R-So.)	29-22	705/24.3	97-187	.519	0-1	0.000	57-101	.564	68	90	158	5.4	68-1	36	44	5	13	251	8.7
2022-23	Jacksonville (R-Jr.)	22-14	510/23.2	96-174	.552	0-2	0.000	38-55	.691	35	72	107	4.9	41-2	17	36	4	16	230	10.5
2023-24	OSU (R-Sr.)	29-3	327/11.3	44-83	.530	0-0	.000	15-24	.625	28	47	75	2.6	42-0	21	27	6	5	103	3.6
OSU TOTALS		29-3	327/11.3	44-83	.530	0-0	.000	15-24	.625	28	47	75	2.6	42-0	21	27	6	5	103	3.6
NCAA TOTALS		80-39	1542/19.3	237-444	.534	0-3	.000	110-180	.611	131	209	340	4.3	151-3	74	107	15	34	584	7.3

Marsh's OSU Bests

Points	14	HOUSTON CHRST (11/24/23)
Rebounds	11	NEW ORLEANS (11/20/23)
FG Made	6	2x, Last: HCU (11/24/23)
FG Attempts	10	ABILENE CHRST. (11/6/23)
3-Point FGM		
3-Point Att.		
FT Made	3	NEW ORLEANS (11/20/23)
FT Attempts	6	NEW ORLEANS (11/20/23)
Assists	3	2x, Last: at SIU (12/5/23)
Steals	1	5x, Last: at BYU (3/9/24)
Blocks	1	7x, Last: at Okla. (2/10/24)
Minutes	28:29	vs. St. Bonaventure (11/16/23)

Misc. Totals

	23-24	Career
10+ Points	3	3
20+ Points	-	-
30+ Points	-	-
10+ Rebounds	1	1
10+ Assists	-	-
Double-Doubles	1	1
Dunks	2	2
Fouls Drawn	30	30
Points Leader	1	1
Rebound Leader	2	2
Assist Leader	1	1

2023-24 Game-by-Game

Date	Opponent	GS	Min	FG	3Pt	FT	OR	DR	TR	PF	A	TO	Blk	Stl	TP
N.6	Abilene Chrst.	*	23	6-10	0-0	1-2	1	8	9	1	2	1	1	0	13
N.12	Sam Houston	*	17	1-3	0-0	1-1	0	4	4	3	1	1	1	1	3
N.16	vs. St. Bonaventure	*	28	4-4	0-0	1-2	3	3	6	4	2	1	0	0	9
N.17	vs. Notre Dame	dnp													
N.20	New Orleans		19	5-7	0-0	3-6	6	5	11	2	3	1	1	0	13
N.24	Houston Chrst.		16	6-9	0-0	2-2	3	2	5	2	1	1	0	1	14
N.30	Creighton		19	3-9	0-0	0-1	0	0	0	2	0	2	0	0	6
D.5	at Southern Ill.		17	1-3	0-0	0-0	2	2	4	2	3	2	1	0	2
D.10	vs. Tulsa		20	2-5	0-0	0-0	2	2	4	2	0	2	1	0	4
D.17	Oral Roberts		10	2-3	0-0	2-2	0	0	0	3	1	2	0	0	6
D.20	Wofford		14	3-3	0-0	0-0	1	1	2	0	1	2	0	0	6
D.31	S. Carolina St.		11	1-3	0-0	0-0	1	2	3	4	1	1	0	0	2
J.3	Chicago St.		12	2-3	0-0	0-0	0	1	1	0	0	1	0	0	4
J.6	Baylor^		7	0-0	0-0	0-0	0	2	2	2	1	1	1	0	0
J.9	at Texas Tech^		7	1-2	0-0	1-1	1	1	2	2	0	0	0	0	3
J.13	at Iowa St.^		7	0-1	0-0	0-0	1	1	2	0	1	0	0	0	0
J.16	Kansas^		11	1-4	0-0	0-0	1	1	2	0	0	0	0	0	2
J.20	at Kansas St.^		7	0-2	0-0	2-2	0	0	0	0	0	0	0	1	2
J.23	TCU^		9	0-0	0-0	0-0	1	2	3	0	0	0	0	0	0
J.27	West Virginia^	dnp													
J.30	at Kansas^		5	0-2	0-0	0-0	0	1	1	1	0	1	0	0	0
F.3	Kansas St.^		5	1-1	0-0	0-0	0	0	0	0	0	0	0	0	2
F.6	at Houston^		10	0-0	0-0	0-0	1	0	1	2	0	2	0	0	0
F.10	at Oklahoma^		12	2-3	0-0	0-1	0	3	3	3	1	1	0	1	4
F.17	BYU^		2	0-0	0-0	0-0	0	0	0	0	0	0	0	0	0
F.21	at Cincinnati^		2	0-0	0-0	0-0	0	0	0	2	0	0	0	0	0
F.24	Oklahoma^		2	0-0	0-0	0-0	0	0	0	0	0	0	0	0	0
F.28	UCF^		7	2-3	0-0	0-0	1	1	2	1	0	1	0	0	4
M. 2	at Texas^		16	1-3	0-0	2-4	2	4	6	1	3	3	0	0	4
M. 5	Texas Tech^		6	0-0	0-0	0-0	1	0	0	1	0	0	0	0	0
M. 9	at BYU^		7	0-0	0-0	0-0	1	1	2	2	0	1	0	1	0
M. 10	vs UCF (B12-Rd1)														

Profile:

- Grad transfer has been a consistent post presence and strong veteran mentor for a young front court.
- Shooting 53% from the field while backing up Brandon Garrison at the 5.
- Had his most-productive Big 12 game at Texas (Mar. 2) with 4 points, 6 rebounds and a team-best 3 assists in 16 minutes.
- Team-high 14 points vs. HCU (Nov. 24) on 6-of-9 shooting.
- Posted his first OSU double-double w/ 13 pts, 11 reb vs. UNO (Nov. 20).
- Missed most of summer workouts and did not play during OSU's August tour of Spain while recovering from a shoulder injury.
- Stalwart in the low post who featured prominently at Jacksonville for the past two seasons and will play his final collegiate season in Stillwater.
- Started 36 games in two seasons at Jacksonville. As a redshirt junior in 2022-23, averaged 10.5 points and 4.9 rebounds in 23.3 minutes.
- Redshirted as a freshman at USC Salkehatchie (2019-20) before following head coach Jake Williams to Dodge City (Kan.) CC where he earned second team All-Kansas Jayhawk Conference honors (2020-21).
- Started playing organized basketball as a high school junior at Gray Collegiate Academy in West Columbia, S.C. and was coached by one of Mike Boynton's former South Carolina teammates, Brandon Wallace.
- Helped the War Eagles to the Class 2A state title as a senior and also played defensive end on the football team.

Player Bios



35



Weston Church

6-3 | 180 | SR-2L | G | Fairview, Okla. | Fairview HS

Church's Career Statistics

Season	School	GP-GS	MIN/MPG	FGM-A	FG%	3FGM-A	3FG%	FTM-A	FT%	OR	DR	TR	RPG	PF-FO	A	TO	BLK	STL	TP	PPG
2020-21	OSU (Fr.)			<i>Did not see action</i>																
2021-22	OSU (So.)	4-0	6/1.4	1-3	.333	0-0	---	0-0	---	1	0	1	0.3	1-0	0	1	0	1	2	0.5
2022-23	OSU (Jr.)	7-0	8/1.1	1-1	1.000	1-1	1.000	0-0	---	0	1	1	0.1	1-0	0	0	0	0	3	0.4
2023-24	OSU (Sr.)	5-0	7/1.4	1-3	.333	0-1	.000	0-2	.000	1	1	2	0.4	0-0	0	2	0	1	2	0.4
OSU TOTALS		16-0	20/1.3	3-7	.429	1-2	.500	0-2	.000	2	2	4	0.3	2-0	0	3	0	2	7	0.4

Church's Career Bests

Points	3	at Oakland (11/13/22)
Rebounds	1	4x, Last: TEXAS TECH (3/5/24)
FG Made	1	3x, Last: CHICAGO ST (1/3/24)
FG Attempts	2	2x, Last: CHICAGO ST (1/3/24)
3-Point FGM	1	at Oakland (11/13/22)
3-Point Att.	1	at Oakland (11/13/22)
FT Made		
FT Attempts	2	HOUSTON CHRST (11/24/23)
Assists		
Steals	1	2x, Last: SCSU (12/31/23)
Blocks		
Minutes	2	3x, Last: ORU (12/17/23)

Misc. Totals

	23-24	Career
10+ Points	-	-
20+ Points	-	-
30+ Points	-	-
10+ Rebounds	-	-
10+ Assists	-	-
Double-Doubles	-	-
Dunks	-	-
Fouls Drawn	1	-
Points Leader	-	-
Rebound Leader	-	-
Assist Leader	-	-


2023-24 Game-by-Game

Date	Opponent	GS	Min	FG	3Pt	FT	OR	DR	TR	PF	A	TO	Blk	Stl	TP
N.6	Abilene Chrst.	dnp													
N.12	Sam Houston	dnp													
N.16	vs. St. Bonaventure	dnp													
N.17	vs. Notre Dame	dnp													
N.20	New Orleans	dnp													
N.24	Houston Chrst.	1	0-0	0-0	0-2	0	0	0	0	0	0	1	0	0	0
N.30	Creighton	dnp													
D.5	at Southern Ill.	dnp													
D.10	vs. Tulsa	dnp													
D.17	Oral Roberts	2	0-1	0-0	0-0	1	0	1	2	0	0	0	0	0	0
D.20	Wofford	dnp													
D.31	S. Carolina St.	1	0-0	0-0	0-0	0	0	0	0	0	0	1	0	1	0
J.3	Chicago St.	1	1-2	0-1	0-0	0	0	0	0	0	0	0	0	0	2
J.6	Baylor^	dnp													
J.9	at Texas Tech^	dnp													
J.13	at Iowa St.^	dnp													
J.16	Kansas^	dnp													
J.20	at Kansas St.^	dnp													
J.23	TCU^	dnp													
J.27	West Virginia^	dnp													
J.30	at Kansas^	dnp													
F.3	Kansas St.^	dnp													
F.6	at Houston^	dnp													
F.10	at Oklahoma^	dnp													
F.17	BYU^	dnp													
F.21	at Cincinnati^	dnp													
F.24	Oklahoma^	dnp													
F.28	UCF^	dnp													
M. 2	at Texas^	dnp													
M. 5	Texas Tech^	1	0-0	0-0	0-0	0	1	1	0	0	0	0	0	0	0
M. 9	at BYU^	dnp													
M. 10	vs UCF (B12-Rd1)	dnp													

Profile:

- Selected by the OSU Alumni Association as a 2023-24 "Senior of Significance." The award honors the top one percent of graduating seniors who have excelled in scholarship, leadership and service to the campus and community.
- Five-time Presidents Honor Roll qualifier (4.0 semester GPA).
- One of two OSU senior walk-ons.
- First Team Academic All-Big 12 as a junior in 2022/2023... Qualified for the NABC Honors Court (3.2+ GPA during the academic year)... Took just one shot in seven games but made it count, drilling a three-pointer in the road win at Oakland (Nov. 13).
- Saw action in four games as a sophomore and scored two points in the 2021-22 season-opener against UTA.
- Recognized as one of OSU's "Top 10 Freshmen Men" by the Mortar Board honor society for outstanding leadership and community service.
- 2020 Fairview High class valedictorian... Averaged 24.7 points and 5.0 rebounds as a senior and earned a long list of accolades.
- Enid News First Team All-Northwest Oklahoma.
- A member of OSU's Farmhouse fraternity.

Player Bios



51



John-Michael Wright

6-1 | 190 | GR-1L | G | Fayetteville, N.C. | Fayetteville Academy / High Point

Wright's Career Statistics

Season	School	GP-GS	MIN/MPG	FGM-A	FG%	3FGM-A	3FG%	FTM-A	FT%	OR	DR	TR	RPG	PF-FO	A	TO	BLK	STL	TP	PPG
2019-20	High Point (Fr.)	32-32	1038/32.4	153-392	.390	60-181	.331	88-116	.759	45	124	169	5.3	72-1	73	51	11	34	454	14.2
2020-21	High Point (So)	22-22	739/33.6	151-361	.418	48-140	.343	106-136	.779	29	86	115	5.2	48-1	71	49	7	35	456	20.7
2021-22	High Point (Jr)	32-32	1117/34.9	195-476	.410	65-179	.363	133-171	.778	22	118	140	4.4	73-4	108	82	9	32	588	18.4
2022-23	Oklahoma St. (Sr)	36-36	1089/30.2	119-330	.361	69-203	.340	47-58	.810	15	85	100	2.8	61-0	72	59	3	30	354	9.8
2023-24	Oklahoma St. (Gr)	31-19	724/23.4	78-237	.329	59-174	.339	61-81	.753	10	34	44	1.4	50-0	27	19	2	24	276	8.9
OSU TOTALS		67-55	1813/27.1	197-567	.347	128-377	.340	108-139	.777	25	119	144	2.1	111-0	99	78	5	54	630	9.4
NCAA TOTALS		153-141	4707/30.8	696-1796	.388	301-877	.343	435-562	.774	121	447	568	3.7	304-6	351	260	32	155	2128	13.9

Wright's OSU Bests

Points	22	UCF (2/28/24)
Rebounds	6	3x, Last: Texas Tech (2/8/23)
FG Made	6	7x, Last: Baylor (2/27/23)
FG Attempts	16	at Texas (1/24/23)
3-Point FGM	6	Kansas (2/14/23)
3-Point Att.	13	UCF (2/28/24)
FT Made	7	2x, Last: UCF (2/28/24)
FT Attempts	9	2x, Last: UCF (2/28/24)
Assists	4	4x, Last: ABILENE C. (11/6/23)
Steals	4	at Oklahoma (2/1/23)
Blocks	2	TCU (2/4/23)
Minutes	41:09	vs. UCF (11/18/22)

Misc. Totals

Misc. Totals	23-24	Career
10+ Points	18	35
20+ Points	1	1
30+ Points	-	-
10+ Rebounds	-	-
10+ Assists	-	-
Double-Doubles	-	-
Dunks	1	1
Fouls Drawn	54	105
Points Leader	4	7
Rebound Leader	-	-
Assist Leader	1	7


2023-24 Game-by-Game

Date	Opponent	GS	Min	FG	3Pt	FT	OR	DR	TR	PF	A	TO	Blk	Stl	TP
N.6	Abilene Chrst.	*	23	1-9	0-6	0-0	0	0	0	0	4	2	0	2	2
N.12	Sam Houston	*	22	4-12	3-7	3-3	1	1	2	3	1	0	0	1	14
N.16	vs. St. Bonaventure		29	3-11	2-7	6-7	1	1	2	3	1	1	0	0	14
N.17	vs. Notre Dame	*	38	4-9	1-6	2-2	0	2	2	3	2	0	0	2	11
N.20	New Orleans	*	24	4-10	1-6	2-2	0	1	1	3	1	2	0	3	11
N.24	Houston Chrst.	*	24	4-8	2-6	0-0	2	2	4	1	1	0	0	1	10
N.30	Creighton		16	0-4	0-3	0-0	0	0	0	0	1	0	0	0	0
D.5	at Southern Ill.		2	0-0	0-0	0-0	0	0	0	2	0	0	0	0	0
D.10	vs. Tulsa		11	2-4	2-4	0-0	0	0	0	1	2	0	0	1	6
D.17	Oral Roberts		10	1-1	1-1	0-0	0	0	0	1	0	0	0	1	3
D.20	Wofford		5	0-2	0-2	0-0	0	1	1	1	0	0	0	0	0
D.31	S. Carolina St.		8	1-2	1-2	0-0	0	0	0	1	1	1	0	0	3
J.3	Chicago St.		14	1-2	1-2	2-2	1	1	2	0	2	0	0	0	5
J.6	Baylor^		6	1-1	1-1	0-0	0	1	1	0	0	1	0	0	3
J.9	at Texas Tech^		18	3-8	3-6	5-6	0	1	1	4	0	1	0	0	14
J.13	at Iowa St.^		15	2-5	1-3	0-2	0	0	0	1	0	2	1	1	5
J.16	Kansas^		11	0-3	0-1	0-0	0	0	0	0	0	1	0	0	0
J.20	at Kansas St.^	*	30	3-8	3-7	2-2	0	1	1	1	2	0	0	1	11
J.23	TCU^	*	30	4-8	3-6	5-7	0	2	2	3	0	2	0	1	16
J.27	West Virginia^	*	22	2-10	2-9	4-6	0	1	1	3	1	0	0	1	10
J.30	at Kansas^	*	34	4-13	4-10	4-5	0	2	2	1	1	1	0	0	16
F.3	Kansas St.^	*	38	3-9	2-7	2-2	0	3	3	1	2	1	1	0	10
F.6	at Houston^	*	33	4-14	3-10	2-5	0	2	2	2	0	1	0	1	13
F.10	at Oklahoma^	*	38	2-12	2-6	7-9	2	2	4	3	0	0	0	0	13
F.17	BYU^	*	29	4-8	3-7	2-4	1	2	3	3	1	0	0	0	13
F.21	at Cincinnati^	*	37	4-9	3-6	0-0	0	0	0	1	2	0	0	0	11
F.24	Oklahoma^	*	36	2-9	2-7	0-0	0	2	2	1	0	1	0	1	6
F.28	UCF^	*	37	5-14	5-13	7-9	0	1	1	2	0	1	0	2	22
M. 2	at Texas^	*	34	5-12	4-9	4-4	0	1	1	1	1	0	0	2	18
M. 5	Texas Tech^	*	28	3-11	3-9	2-4	1	2	3	2	0	0	0	2	11
M. 9	at BYU^	*	23	2-9	1-5	0-0	1	2	3	2	1	1	0	1	5
M. 10	vs UCF (B12-Rd1)														

Profile:

- Veteran combo guard is a vocal leader who can play on or off the ball.
- 4,707 career minutes at OSU ('22-24) and High Point ('19-22).
- Ranks among the active NCAA leaders in points (2,128), threes (301) and free throws (435).
- Season-high 22 points in the first meeting with UCF (Feb. 18) on five three-pointers.
- 1-for-5 night Saturday at BYU ended a run of 13-straight games w/ multiple threes -- the second-longest streak in OSU history.
- Has hit 40 of his team-high 59 threes over the last 14 games... Scored 11 points and hit his 300th three on Senior Night vs. Texas Tech.
- Started all 36 games for OSU in 2022-23 and averaged 9.8 points in 30.2 minutes. Hit a team-high 69 threes (1.92-per-game) on 34.0% accuracy and converted 81.0% of his free throws (47-of-58).
- Played his first three seasons at High Point for Tubby Smith and totaled nearly 1,500 points while twice earning first team All-Big South honors.
- Led the conference in scoring as a junior (18.4 ppg) in 2021-22 while also averaging 4.4 rebounds and 3.4 assists in 34.9 minutes.

Player Bios



0



Naz Brown

6-0 | 181 | So.-1L | G | Fort Worth, Texas | Coppell HS

Brown's Career Statistics

Season	School	GP-GS	MIN/MPG	FGM-A	FG%	3FGM-A	3FG%	FTM-A	FT%	OR	DR	TR	RPG	PF-FO	A	TO	BLK	STL	TP	PPG
2022-23	OSU (Fr.)	10-0	20/2.0	1-6	.167	0-3	.000	0-0	---	1	2	3	0.3	3-0	3	4	0	0	2	0.2
2023-24	OSU (So.)																			
	OSU TOTALS	10-0	20/2.0	1-6	.167	0-3	.000	0-0	---	1	2	3	0.3	3-0	3	4	0	0	2	0.2

- Second-year walk-on has not appeared in a game in 2023-24, preserving his redshirt option.
- Plays an important role in the team's preparation, serving as scout team point guard.
- Appeared in 10 games as a true freshman in 2022-23, including all three wins over Oklahoma, for a total of 20 minutes.
- Plans to major in media and strategic communications at OSU.
- 2022 graduate of Coppell High, just north of Dallas-Fort Worth, was an underrecruited prospect, due in part to a knee injury suffered in March of his junior year, but made a successful return as a senior, averaging 15.2 points on his way to all-region honors.



22



Brooks Manzer

6-3 | 190 | JR-1L | G | Edmond, Okla. | Memorial HS

Manzer's Career Statistics

Season	School	GP-GS	MIN/MPG	FGM-A	FG%	3FGM-A	3FG%	FTM-A	FT%	OR	DR	TR	RPG	PF-FO	A	TO	BLK	STL	TP	PPG
2020-21	OSU (Fr.)																			
2022-23	OSU (So.)	3-0	4/1.4	0-0	---	0-0	---	0-0	---	0	1	1	0.3	0-0	1	0	0	0	0	0.0
2023-24	OSU (Jr.)																			
	OSU TOTALS	3-0	4/1.4	0-0	---	0-0	---	0-0	---	0	1	1	0.3	0-0	1	0	0	0	0	0.0

- Third-year walk-on guard has battled injuries in each of the last three seasons.
- 13th member of his family to attend OSU. Father, Bryndon, played for the Cowboys from 1992-94. Grandfather, Lee, taught marketing at OSU for 43 years and served as official scorer for Cowboy home games for more than three decades.
- Appeared in three games as a sophomore in 2022-23 – all in the month of November. Did not suit up as a freshman while recovering from an ACL injury suffered during his senior year of high school.
- Three-year letter winner at Edmond Memorial High School near Oklahoma City but missed most of his senior year due to ACL surgery.

2023-24 Schedule & Results

Game Records

	Overall	Home	Away	Neutral
All Games	12-19	10-8	1-9	1-2
Big 12	4-14	3-6	1-8	-
Non-Conference	8-5	7-2	0-1	1-2
vs. Top-25	1-6	1-3	0-3	-

Results

	AP/Co	Location	W/L	Score	Points	Rebounds	Attend.
Nov. 6	Abilene Christian	Stillwater (GIA)	L	59-64	19 -- Thompson	10 -- Williams	5,084
Nov. 12	Sam Houston	Stillwater (GIA)	W	85-70	17 -- Thompson	8 -- Garrison	5,843

Legends Classic

Nov 16	vs St. Bonaventure (SF)	Brooklyn, N.Y. (Barclays Center)	L	64-66	15 -- Dailey	6 -- Garrison/Marsh	5,524
Nov 17	vs Auburn/Notre Dame	Brooklyn, N.Y. (Barclays Center)	L	64-66 ot	29 -- Small	11 -- Williams	4,849

Nov. 20	NEW ORLEANS	Stillwater (GIA)	W	96-68	18 -- Keller	13 -- Marsh	5,907
Nov. 24	HOUSTON CHRISTIAN	Stillwater (GIA)	W	92-65	14 -- Marsh	6 -- Dailey	6,153
Nov. 30	15/14 CREIGHTON %	Stillwater (GIA)	L	65-79	24 -- Small	11 -- Dailey	6,309
Dec. 5	at Southern Illinois	Carbondale, Ill. (Banterra Center)	L	68-70	25 -- Small	10 -- Garrison/Williams	5,610
Dec. 10	vs. Tulsa \$	Oklahoma City (Paycom Center)	W	72-57	18 -- Small	7 -- Garrison/Williams	--
Dec. 17	ORAL ROBERTS	Stillwater (GIA)	W	81-60	13 -- Thompson/Williams	11 -- Dailey	6,170
Dec. 20	WOFFORD	Stillwater (GIA)	W	76-70	19 -- Thompson	7 -- Williams	5,637
Dec. 31	SOUTH CAROLINA ST.	Stillwater (GIA)	W	86-70	17 -- Thompson	10 -- Garrison/Williams	7,210
Jan. 3	CHICAGO ST.	Stillwater (GIA)	W	72-53	13 -- Thompson	9 -- Dailey	5,142
Jan. 6	18/18 BAYLOR*	Stillwater (GIA)	L	70-75 ot	20 -- Garrison	8 -- Garrison/Small/Williams	6,513
Jan. 9	rv/rv at Texas Tech*	Lubbock, Texas (United Supermarkets Arena)	L	73-90	17 -- Thompson	6 -- Williams	14,362
Jan. 13	rv/rv at Iowa St.*	Ames, Iowa (Hilton Coliseum)	L	42-66	12 -- Dailey	8 -- Garrison	14,267
Jan. 16	3/4 KANSAS*	Stillwater (GIA)	L	66-90	20 -- Thompson	5 -- Garrison/Williams	8,570
Jan. 20	rv/rv at Kansas St.*	Manhattan, Kan. (Bramlage Coliseum)	L	66-70	15 -- Dailey	8 -- Small	10,247
Jan. 23	rv/rv TCU*	Stillwater (GIA)	L	69-75	16 -- Wright	5 -- Small	6,017
Jan. 27	WEST VIRGINIA*	Stillwater (GIA)	W	70-66	20 -- Garrison	12 -- Small	6,889
Jan. 30	8/9 at Kansas*	Lawrence, Kan. (Allen Fieldhouse)	L	54-83	16 -- Wright	7 -- Dow	16,300
Feb. 3	KANSAS ST.*	Stillwater (GIA)	W	75-72	18 -- Small	10 -- Williams	7,623
Feb. 6	5/5 at Houston*	Houston, Texas (Fertitta Center)	L	63-79	18 -- Small	7 -- Garrison	7,205
Feb. 10	rv/rv at Oklahoma*	Norman, Okla. (Lloyd Noble Center)	L	62-66	17 -- Small	10 -- Williams	11,456
Feb. 17	19/17 BYU*	Stillwater (GIA)	W	93-83	22 -- Keller	5 -- Garrison/Keller	7,360
Feb. 21	at Cincinnati*	Cincinnati, Ohio (Fifth Third Arena)	W	80-76	19 -- Small	8 -- Williams	11,029
Feb. 24	rv/rv OKLAHOMA*	Stillwater (GIA)	L	82-84 ot	21 -- Small/Williams	9 -- Dailey	11,370
Feb. 28	UCF*	Stillwater (GIA)	L	71-77	22 -- Wright	6 -- Garrison	5,044
Mar. 2	at Texas*	Austin, Texas (Moody Center)	L	65-81	18 -- Wright	7 -- Williams	10,485
Mar. 5	rv/rv TEXAS TECH*	Stillwater (GIA)	L	58-75	12 -- Dailey	8 -- Garrison	6,023
Mar. 9	20/23 at BYU*	Provo, Utah (Marriott Center)	L	71-85	34 -- Small	6 -- Keller	17,978

Phillips 66 Big 12 Men's Basketball Championship

Mar 12	[12] UCF	Kansas City, Mo. (T-Mobile Center)
Mar 13	[5] BYU	Kansas City, Mo. (T-Mobile Center)
Mar 14	[4] Texas Tech	Kansas City, Mo. (T-Mobile Center)
Mar 15	Semifinals	Kansas City, Mo. (T-Mobile Center)
Mar 16	Final	Kansas City, Mo. (T-Mobile Center)

Scoring Margins

	1	2	3	4	5	6	7	8	9	10	11	12	13	14	15	16	17	18	19	20-29	30-39	40+	5 or <	<10	10+	20+
Wins	.	.	1	2	.	1	.	.	.	1	2	1	.	.	1	3	.	.	3	4	8	3
Losses	.	4	.	2	3	1	2	.	2	2	.	.	3	.	.	9	11	8	3

2022-23 P-R-A / Participation

Points-Rebounds-Assists

Date	Opponent	Result	1	2	4	5	12	13	14	15	21	23	24	32	35	51
			THOMPSON	DAILEY	HICKLEN	WILLIAMS	SMALL	DOW	KELLER	SAGER	MGBRIDE	GARRISON	MIRANDA	MARSH	CHURCH	WRIGHT
Nov. 6	ABILENE CHRISTIAN	L 59-64	19-3-1	6-5-4	3-0-1	4-10-0	---	9-3-1	---	---	2-2-0	1-0-0	---	13-9-2	---	2-0-4
Nov. 12	SAM HOUSTON	W 85-70	17-2-3	9-6-2	6-1-3	6-4-4	16-5-5	0-0-0	---	---	8-1-0	6-8-0	---	3-4-1	---	14-2-1
Nov. 16	vs. St. Bonaventure	L 64-66	7-0-2	15-4-2	3-2-0	9-2-1	3-5-7	0-0-0	---	---	4-1-0	0-6-1	---	9-6-2	---	14-2-1
Nov. 17	vs. Notre Dame	Lot 64-66	---	3-3-1	0-0-0	8-11-3	29-10-2	0-1-0	---	---	4-3-0	9-5-2	---	---	---	11-2-2
Nov. 20	NEW ORLEANS	W 96-68	---	14-9-4	3-3-1	4-3-3	16-3-6	7-3-0	18-2-1	0-0-0	6-2-0	4-1-2	---	13-11-3	---	11-1-1
Nov. 24	HOUSTON CHRISTIAN	W 92-65	---	12-6-2	12-2-1	7-5-6	6-5-8	8-4-1	10-3-2	0-0-0	3-5-0	10-5-2	---	14-5-1	0-0-0	10-4-1
Nov. 30	CREIGHTON %	L 65-79	7-0-0	13-11-2	3-2-0	4-4-1	24-5-4	---	2-1-1	---	0-0-0	6-5-0	---	6-0-0	---	0-0-1
Dec. 5	at Southern Illinois	L 68-70	6-1-0	5-4-2	12-1-0	10-10-1	25-2-4	0-1-0	4-4-2	---	---	4-10-0	---	2-4-3	---	0-0-0
Dec. 10	vs. Tulsa \$	W 72-57	7-2-2	5-6-3	4-0-0	12-7-4	18-6-2	0-1-0	8-1-1	---	---	6-7-1	2-2-0	4-4-0	---	6-0-2
Dec. 17	ORAL ROBERTS	W 81-60	13-2-4	12-11-2	6-1-1	13-3-1	7-4-8	0-1-0	7-0-1	0-0-0	0-0-0	8-9-6	6-5-0	6-0-1	0-1-0	3-0-0
Dec. 20	WOFFORD	W 76-70	19-4-3	12-3-4	9-2-0	5-7-7	14-3-5	3-1-0	4-1-1	---	2-0-0	2-4-0	0-0-0	6-2-1	---	0-1-0
Dec. 31	SOUTH CAROLINA ST.	W 86-70	17-4-3	11-4-1	9-2-1	16-10-1	12-6-5	0-0-0	2-2-3	0-0-0	3-1-1	11-10-4	---	2-3-1	0-0-0	3-0-1
Jan. 3	CHICAGO ST.	W 72-53	13-2-0	12-9-3	3-0-0	7-5-2	12-7-3	0-1-0	2-3-1	0-1-0	6-2-0	6-5-1	---	4-1-0	2-0-0	5-2-2
Jan. 6	BAYLOR*	Lot 70-75	15-2-2	9-2-0	3-0-0	3-8-2	17-8-2	---	---	---	---	20-8-2	---	0-2-1	---	3-1-0
Jan. 9	at Texas Tech*	W 73-90	17-3-2	6-5-0	6-1-1	5-6-0	15-3-2	3-0-0	0-0-0	---	0-1-0	4-5-0	---	3-2-0	---	14-1-0
Jan. 13	at Iowa St.*	L 42-66	7-2-0	12-4-1	6-0-1	0-5-4	8-4-2	0-2-0	1-0-0	---	2-0-0	1-8-1	---	0-2-1	---	5-0-0
Jan. 16	KANSAS*	L 66-90	20-1-2	9-1-0	10-1-0	6-5-0	2-2-7	5-2-1	0-0-0	---	2-3-0	10-5-1	---	2-2-0	---	0-0-0
Jan. 20	at Kansas St.*	L 66-70	7-3-0	15-3-2	6-3-0	3-4-2	11-8-5	6-3-2	---	---	---	5-3-2	---	2-0-0	---	11-1-2
Jan. 23	TCU*	L 69-74	9-2-1	13-4-1	12-2-0	2-0-0	15-5-7	0-1-0	---	---	---	2-3-1	---	0-3-0	---	16-2-0
Jan. 27	WEST VIRGINIA*	W 70-66	8-1-0	8-4-2	6-2-0	0-1-0	15-12-7	3-3-2	0-0-0	---	0-2-0	20-5-4	---	---	---	10-1-1
Jan. 30	at Kansas*	L 54-83	0-0-2	4-3-1	3-3-0	4-6-0	8-0-2	0-7-1	3-0-0	---	5-1-0	11-5-1	---	0-1-0	---	16-2-1
Feb. 3	KANSAS ST.*	W 75-72	---	3-1-0	0-1-0	17-10-3	18-5-7	0-0-0	12-4-3	---	3-0-0	10-4-2	---	2-0-0	---	10-3-2
Feb. 6	at Houston*	L 63-79	---	6-4-0	2-0-0	4-0-1	18-5-2	3-1-1	5-1-1	---	3-3-0	9-7-0	---	0-1-0	---	13-2-0
Feb. 10	at Oklahoma*	L 62-66	---	2-5-1	0-1-1	12-10-0	17-6-3	0-0-0	8-3-0	---	0-0-0	6-7-0	---	4-3-1	---	13-4-0
Feb. 17	BYU*	W 93-83	---	2-4-1	6-2-0	15-4-4	14-4-6	---	22-5-2	---	---	21-5-2	---	0-0-0	---	13-3-1
Feb. 21	at Cincinnati*	W 80-76	---	9-3-1	0-0-0	12-8-8	19-2-3	---	15-2-3	---	---	14-4-3	---	0-0-0	---	11-0-2
Feb. 24	OKLAHOMA*	Lot 82-84	---	20-9-4	0-2-1	21-8-2	21-5-4	---	8-1-4	---	---	6-2-1	---	0-0-0	---	6-2-0
Feb. 28	UCF*	L 71-77	---	15-4-0	0-2-0	4-3-1	13-5-2	0-0-0	9-2-3	---	0-0-0	4-6-2	---	4-2-0	---	22-1-0
Mar. 2	at Texas*	L 65-81	---	4-2-1	0-1-0	13-7-2	13-4-1	0-0-0	11-4-1	---	0-0-0	2-2-0	---	4-6-3	---	18-1-1
Mar. 5	TEXAS TECH*	L 58-75	---	12-4-1	6-2-1	6-4-1	8-1-3	4-1-0	4-2-0	0-0-0	3-2-0	4-8-3	---	0-0-0	---	11-3-0
Mar. 9	at BYU*	L 71-85	---	9-3-1	0-0-0	4-0-1	34-3-1	0-2-1	6-6-2	---	4-4-0	9-4-2	---	0-2-0	---	5-3-1

#-#-# = Starter

2023-24 Starting Lineups / Records

Small, Thompson, Williams, Dailey, Garrison

Record: 5-6 Last Used: Jan. 16 -- Kansas

*** Small, Wright, Keller, Williams, Garrison

Record: 2-5 **Used Last 7 Games**

Small, Wright, Thompson, Dow, Garrison

Record: 1-3 Last Used: Jan. 30 at Kansas

Small, Wright, Williams, Dailey, Garrison

Record: 2-1 Last Used: Nov. 24 -- Houston Christian

Small, Wright, Williams, Dow, Garrison

Record: 1-2 Last Used: Feb. 10 at Oklahoma

Small, Wright, Williams, Dailey, Marsh

Record: 1-0 Last Used: Nov. 12 -- Sam Houston

Small, Thompson, Williams, Dailey, Marsh

Record: 0-1 Last Used: Nov. 16 vs. St. Bonaventure

Wright, Hicklen, Thompson, Williams, Marsh

Record: 0-1 Last Used: Nov. 6 -- Abilene Christian

2023-24 Participation

	GP	W-L	GS	W-L
1 Bryce Thompson (Sr.)	18	7-11	17	6-11
51 John-Michael Wright (Gr.)	31	12-19	19	7-12
13 Quion Williams (So.)	31	12-19	27	11-16
23 Brandon Garrison (Fr.)	31	12-19	28	11-17
2 Eric Dailey Jr. (Fr.)	31	12-19	16	8-8
4 Jarius Hicklen (Gr.)	31	12-19	1	0-1
12 Javon Small (Jr.)	30	12-18	30	12-18
32 Mike Marsh (R-Sr.)	28	11-18	3	1-2
13 Connor Dow (Fr.)	26	10-16	7	2-5
14 Jamyron Keller (Fr.)	24	11-13	7	2-5
21 Justin McBride (Fr.)	23	9-14	-	-
15 Carson Sager (Sr.)	6	5-1	-	-
35 Weston Church (Sr.)	5	4-1	-	-
12 Naz Brown (So.)	-	-	-	-
24 Brooks Manzer (Jr.)	-	-	-	-

Career Participation (OSU Only)

	GP	Streak	W-L	GS	Streak	W-L
83	-	41-42	78	-	39-39	
67	67	32-35	55	14	27-28	
65	36	31-34	27	10	11-16	
31	31	12-19	28	28	11-17	
31	31	12-19	16	-	8-8	
31	31	12-19	1	-	0-1	
30	30	12-18	30	30	12-18	
29	11	11-18	3	-	1-2	
26	4	10-16	7	-	2-5	
24	12	11-14	7	7	2-5	
23	4	9-14	-	-	-	
17	1	16-1	-	-	-	
16	1	15-1	-	-	-	
10	-	8-2	-	-	-	
3	-	3-0	-	-	-	

Big Games / Specialty Stats

Big Games

	Scoring Leader		Rebound Leader		Assist Leader		Dunks	10+ Points		20+ Points		30+ Points		10+ Rebounds		10+ Assists		Double-Doubles		
	23-24	Career	23-24	Career	23-24	Career		23-24	23-24	Career	23-24	Career	23-24	Career	23-24	Career	23-24	Career	23-24	Career
0 Naz Brown																				
1 Bryce Thompson	8	19		1	2	17	3	9	46	1	7									
2 Eric Dailey Jr.	3	3	5	5	3	3	11	13	13	1	1			2	2				2	2
4 Jarius Hicklen								4	4											
5 Quion Williams	2	2	12	14	4	7	18	10	14	1	1			6	7				4	5
12 Javon Small	10	10	4	4	22	22	2	23	23	5	5	1	1	2	2				2	2
13 Connor Dow																				
14 Jamyron Keller	2	2	2	2	3	3	4	6	6	1	1									
15 Carson Sager																				
21 Justin McBride							2													
22 Brooks Manzer																				
23 Brandon Garrison	2	2	11	11	2	2	20	9	9	3	3			2	2				1	1
24 Isaiah Miranda							2													
32 Mike Marsh	1	1	2	2	1	1	2	3	3					1	1				1	1
35 Weston Church																				
51 John-Michael Wright	4	7			1	7	1	17	34	1	1									

Miscellaneous

Opponent	Opening Tipoff		Opening Run		1st OSU...		1st Opponent...		First OSU Sub		OSU Dunks		Halftime		Final	
	Player	Result	By	Score	Pts	FG	Pts	FG	Time	Player(s)	#	Player(s)	Score	+/-	Score	+/-
Abilene Christian	Marsh	L	OSU	2-0	18:57	"	18:41	"	16:10	Dailey, Garrison	0	---	25-36	-11	L, 59-65	-5
Sam Houston	Marsh	L	Opp.	0-2	18:03	"	18:57	17:13	14:28	Garrison, Hicklen, McBride, Thompson	1	Thompson	38-30	+8	W, 85-70	+15
vs. St. Bonaventure	Marsh	L	Opp.	0-2	18:18	"	18:35	"	16:45	Garrison, Wright	2	Dailey, Thompson	29-30	-1	L, 64-66	-2
vs. Notre Dame	Garrison	W/W	OSU	4-0	19:40	"	18:28	"	16:43	Hicklen	1	Garrison	25-33	-8	Lot, 64-66	-2
New Orleans	Garrison	W	OSU	4-0	19:41	19:38	19:20	18:23	18:28	Hicklen	6	Dailey, Garrison, Keller, Marsh, McBride, Wright	43-37	+6	W, 96-68	+28
Houston Christian	Garrison	W	OSU	4-0	19:23	"	18:20	"	17:04	Marsh	5	Dailey (2), Garrison, Keller, Marsh	52-37	+15	W, 92-65	+27
Creighton	Garrison	L	OSU	3-0	18:58	"	18:30	"	17:55	Marsh	1	Williams	29-47	-18	L, 65-79	-14
at Southern Illinois	Garrison	L	OSU	2-0	19:40	"	19:08	"	16:26	Marsh	2	Williams (2)	34-34	E	L, 68-70	-2
vs. Tulsa \$	Garrison	W	OSU	5-0	18:56	"	17:45	"	14:33	Marsh	2	Garrison, Miranda	35-26	+9	W, 72-57	+12
Oral Roberts	Garrison	W	OSU	3-0	19:43	"	18:56	"	13:24	Keller, Marsh	4	Garrison (2), Miranda, Keller	48-27	+21	W, 81-60	+21
Wofford	Garrison	W	OSU	5-0	19:32	"	17:59	"	14:50	Hicklen, Marsh	2	Garrison, Thompson	37-35	+2	W, 76-70	+6
South Carolina St.	Garrison	W	OSU	5-0	19:36	"	17:52	"	14:10	Hicklen	7	Dailey (3), Garrison (2), Williams (2)	38-34	+4	W, 86-70	+16
Chicago St.	Garrison	L	Opp.	0-2	19:08	"	19:39	"	13:23	Hicklen	3	Williams (2), McBride	43-25	+18	W, 72-53	+19
Baylor*	Garrison	L/L	Opp.	0-4	18:00	"	19:31	"	13:09	Hicklen, Marsh	4	Garrison (4)	27-31	-4	Lot, 70-75	-5
at Texas Tech*	Garrison	W	OSU	7-0	19:15	"	17:01	"	12:18	Hicklen, Marsh	2	Garrison, Williams	31-40	-9	L, 73-90	-17
at Iowa St.*	Garrison	W	OSU	3-0	19:42	"	18:49	"	16:28	Wright	0	---	26-37	-11	L, 42-66	-24
Kansas*	Garrison	L	Opp.	0-6	18:26	"	19:40	"	14:46	Wright	1	Williams	33-48	-15	L, 66-90	-24
at Kansas St.*	Garrison	L	Opp.	0-2	19:23	"	19:43	"	17:53	Hicklen	2	Small, Williams	35-31	+4	L, 66-70	-4
TCU*	Garrison	L	Opp.	0-2	19:09	"	19:36	"	15:42	Dailey	1	Dailey	37-33	+4	L, 69-74	-5
West Virginia*	Garrison	W	OSU	3-0	19:38	"	18:56	"	15:41	Dailey	4	Garrison (3), Dailey	32-33	-1	W, 70-66	+4
at Kansas*	Garrison	L	Opp.	0-3	19:09	18:16	19:44	"	15:31	Dailey, Hicklen	0	---	26-44	-18	L, 54-83	-29
Kansas St.*	Garrison	W	Opp.	0-3	18:20	"	18:48	"	14:48	Dailey	3	Williams (2), Garrison	29-27	+2	W, 75-72	+3
at Houston*	Garrison	W	OSU	2-0	18:50	"	18:27	"	15:16	Hicklen	0	---	21-40	-19	L, 63-79	-16
at Oklahoma*	Garrison	L	Opp.	0-4	17:21	"	18:50	"	16:09	Marsh	1	Williams	26-31	-5	L, 62-66	-4
BYU*	Garrison	W	OSU	3-0	19:38	"	19:05	"	13:40	Dailey, Hicklen	4	Garrison (2), Dailey, Williams	49-34	+15	W, 93-83	+10
at Cincinnati*	Garrison	L	OSU	2-0	19:20	"	18:54	17:48	11:21	Dailey	5	Garrison (2), Keller, Small, Williams	37-32	+5	W, 80-76	+4
Oklahoma*	Garrison/Dailey	W/L	OSU	4-0	19:33	"	18:41	"	12:45	Dailey	4	Williams (2), Keller, Small	38-30	+8	Lot, 82-84	-2
UCF*	Garrison	W	OSU	3-0	19:00	"	18:43	"	15:32	Dailey	2	Williams (2)	42-38	+4	L, 71-77	-6
at Texas*	Garrison	W	Opp.	0-2	18:17	"	19:18	"	13:27	Dailey	0	---	36-45	-9	L, 65-81	-16
Texas Tech*	Garrison	W	Opp.	0-7	15:02	12:29	19:02	"	16:14	Hicklen, Marsh	1	Dow	17-38	-21	L, 58-75	-17
at BYU*	Garrison	W	OSU	6-0	18:00	"	15:52	"	14:05	Dailey, Hicklen	1	Dailey	29-32	-3	L, 71-85	-14

Team / Opponent Game-by-Game

Game-by-Game Comparison (OSU listed first in bold, then opponent)

			FG	%	3PT	%	FT	%	OR	DR	TR	RPG	PF	A	TO	BLK	STL	TP	PPG
Nov. 6	Abilene Christian	L, 59-64	23-56	.411	5-23	.217	8-20	.400	9	26	35	35.0	16	13	13	2	9	59	59.0
			26-57	.456	5-18	.278	7-11	.636	8	27	35	35.0	18	13	15	1	4	64	64.0
Nov. 12	Sam Houston	W, 85-70	30-64	.469	17-33	.515	8-12	.667	10	27	37	36.0	16	19	9	5	6	85	72.0
			23-61	.377	10-26	.385	14-18	.778	12	26	38	36.5	13	11	10	2	5	70	67.0
Nov. 16	vs. St. Bonaventure	L, 64-66	23-52	.442	7-23	.304	11-18	.611	11	20	31	34.3	19	16	14	1	4	64	69.3
			21-51	.412	6-19	.316	18-21	.857	11	21	32	35.0	16	9	12	1	8	66	66.7
Nov. 17	vs. Notre Dame	L, 64-66 ot	21-58	.362	5-25	.200	17-23	.739	11	27	38	35.3	18	10	12	4	6	64	68.0
			24-57	.421	8-25	.320	10-16	.625	9	28	37	35.5	17	13	16	3	5	66	66.5
Nov. 20	New Orleans	W, 96-68	36-62	.581	10-29	.345	14-24	.583	13	28	41	36.4	20	21	12	1	7	96	73.6
			23-55	.418	4-17	.235	18-24	.750	6	19	25	33.4	23	6	12	3	9	68	66.8
Nov. 24	Houston Christian	W, 92-65	34-70	.486	12-33	.364	12-18	.667	11	36	47	38.2	17	24	9	8	7	92	76.7
			24-64	.375	3-10	.300	14-23	.609	10	28	38	34.2	11	7	14	5	8	65	66.5
Nov. 30	Creighton	L, 65-79	25-62	.403	7-16	.438	8-11	.727	8	22	30	37.0	15	9	9	2	4	65	75.0
			29-55	.527	10-19	.526	11-15	.733	6	32	38	34.7	13	13	10	2	5	79	68.3
Dec. 5	at Southern Ill.	L, 68-70	26-66	.394	7-23	.304	9-11	.818	20	23	43	37.8	18	12	12	5	4	68	74.1
			23-49	.469	7-15	.467	17-22	.773	6	18	24	33.4	19	14	9	2	6	70	68.5
Dec. 10	vs. Tulsa	W, 72-57	23-47	.489	8-20	.400	18-26	.692	10	31	41	38.1	18	15	28	1	9	72	73.9
			20-54	.370	3-20	.150	14-20	.700	6	17	23	32.2	18	4	20	3	19	57	67.2
Dec. 17	Oral Roberts	W, 81-60	31-62	.500	14-30	.467	5-8	.625	9	29	38	38.1	13	24	11	0	6	81	74.6
			22-56	.393	6-15	.400	10-14	.714	7	22	29	31.9	10	6	13	1	8	60	66.5
Dec. 20	Wofford	W, 76-70	28-61	.459	15-33	.455	5-5	1.000	3	25	28	37.2	10	21	13	2	9	76	74.7
			30-61	.492	6-21	.286	4-4	1.000	5	30	35	32.2	11	12	13	4	6	70	66.8
Dec. 31	South Carolina St.	W, 86-70	30-56	.536	13-27	.481	13-20	.650	13	32	45	37.8	15	21	23	6	8	86	75.7
			25-71	.352	6-19	.316	14-18	.778	17	17	34	32.3	16	9	13	3	18	70	67.1
Jan. 3	Chicago St.	W, 72-53	26-54	.481	8-25	.320	12-15	.800	10	33	43	38.2	12	12	15	6	5	72	75.4
			18-62	.290	5-17	.294	12-16	.750	13	18	31	32.2	13	5	9	1	7	53	66.0
Jan. 6	Baylor*	L, 70-75 ot	25-53	.472	4-20	.200	16-20	.800	5	26	31	37.7	14	9	12	6	2	70	75.0
			31-73	.425	2-15	.133	11-14	.786	16	24	40	32.8	20	8	7	1	9	75	66.6
Jan. 9	at Texas Tech*	L, 73-90	26-55	.473	9-25	.360	12-19	.632	7	22	29	37.1	17	5	9	1	1	73	74.9
			35-59	.593	7-13	.538	13-17	.765	5	25	30	32.6	18	17	4	2	5	90	68.2
Jan. 13	at Iowa St.*	L, 42-66	15-47	.319	7-24	.292	5-14	.357	9	23	32	36.8	16	10	20	3	6	42	72.8
			27-58	.466	3-15	.200	9-11	.818	9	26	35	32.8	18	16	9	3	13	66	68.1
Jan. 16	Kansas*	L, 66-90	21-53	.396	6-21	.286	18-24	.750	7	18	25	36.1	16	11	14	0	9	66	72.4
			36-58	.621	5-13	.385	13-18	.722	6	27	33	32.8	17	21	11	7	7	90	69.4
Jan. 20	at Kansas St.*	L, 66-70	22-53	.415	9-27	.333	13-20	.650	10	21	31	35.8	17	15	17	1	13	66	72.1
			25-48	.521	8-22	.364	12-16	.750	3	22	25	32.3	18	20	17	4	10	70	69.4
Jan. 23	TCU*	L, 69-74	21-51	.412	10-27	.370	17-24	.708	6	22	28	35.4	18	10	5	1	3	69	71.9
			30-57	.526	3-15	.200	11-18	.611	10	28	38	32.6	19	11	9	4	3	74	69.6
Jan. 27	West Virginia*	W, 70-66	21-52	.404	8-27	.296	20-26	.769	7	27	34	35.4	11	16	13	1	8	70	71.8
			24-56	.429	10-22	.455	8-12	.667	6	23	29	32.5	18	11	12	2	7	66	69.5
Jan. 30	at Kansas*	L, 54-83	17-58	.293	8-29	.276	12-19	.632	9	21	30	35.1	14	8	10	1	6	54	71.0
			34-59	.576	8-18	.444	7-9	.778	5	36	41	32.9	12	22	10	4	7	83	70.1
Feb. 3	Kansas St.*	W, 75-72	26-59	.441	9-26	.346	14-18	.778	11	20	31	34.9	12	17	11	6	5	75	71.1
			29-62	.468	9-24	.375	5-7	.714	12	24	36	33.0	17	12	15	2	5	72	70.2
Feb. 6	at Houston*	L, 63-79	17-42	.405	5-21	.238	24-37	.649	8	20	28	34.6	16	5	17	3	7	63	70.8
			31-63	.492	6-15	.400	11-14	.786	13	21	34	33.0	23	13	10	1	11	79	70.6
Feb. 10	at Oklahoma*	L, 62-66	19-61	.311	3-17	.176	21-28	.750	10	29	39	34.8	23	6	6	2	7	62	70.4
			21-46	.457	9-23	.391	15-24	.625	2	32	34	33.1	18	15	12	9	3	66	70.4
Feb. 17	BYU*	W, 93-83	31-52	.596	11-22	.500	20-29	.690	6	24	30	34.6	11	16	9	2	5	93	71.3
			31-71	.437	8-35	.229	13-15	.867	18	18	36	33.2	22	13	8	2	7	83	70.9
Feb. 21	at Cincinnati*	W, 80-76	30-54	.556	7-17	.412	13-14	.929	6	20	26	34.3	14	20	13	1	7	80	71.7
			30-60	.500	5-17	.294	11-16	.688	13	19	32	33.2	14	11	14	6	11	76	71.1
Feb. 24	Oklahoma*	L, 82-84 ot	35-61	.574	5-17	.294	7-11	.636	11	21	32	34.2	16	16	9	2	5	82	72.0
			35-69	.507	7-24	.292	7-12	.583	16	18	34	33.2	15	9	8	2	4	84	71.6
Feb. 28	UCF*	L, 71-77	21-52	.404	5-20	.250	24-30	.800	7	20	27	33.9	28	8	12	3	8	71	72.0
			22-52	.423	6-16	.375	27-36	.750	14	26	40	33.4	26	7	17	1	7	77	

Team/Opponent Game-by-Game Advanced Stats

GBG Advanced (OSU listed first in Bold)		Rebounding				Assists/Turnovers				Defense		Points Scored From...					Leads/Deficits				
	Poss.	Pts/Pos	OR	DR	+/-TR	+/-TO	A:TO	A	TO	Stl	Blk	TO	Paint	2nd Ch	FB	Bnch	Ties	LC	Led for	Largest	
Nov. 7	Abilene Christian L, 59-64	69	.855 .928	25.0 23.5	76.5 75.0	0	2	1.00 0.87	56.5 50.0	18.8 21.7	13.0 5.8	5.1 3.0	16 15	28 32	8 6	8 3	18 15	2	1	0:38 35:50	2 18
Nov. 12	Sam Houston W, 85-80	68	1.250 1.029	27.8 30.8	69.2 72.2	-1	1	2.11 1.10	63.3 47.8	13.2 14.7	8.8 7.4	14.3 6.5	14 7	22 20	9 12	13 5	37 29	4	5	27:09 9:35	19 7
Nov. 16	vs. St. Bonaventure L, 64-66	63	1.016 1.048	34.4 35.5	64.5 65.6	-1	-2	1.14 0.75	69.6 42.9	22.2 19.0	6.3 12.7	3.1 3.4	5 12	32 22	8 9	11 6	21 5	5	10	20:21 14:23	10 6
Nov. 17	vs. Notre Dame L, 64-66 ot	71	.901 .930	28.2 25.0	75.0 71.8	1	4	0.83 0.81	47.6 54.2	16.9 22.5	8.5 7.0	12.5 9.1	12 6	26 28	13 8	1 2	4 14	5	5	13:27 28:42	6 12
Nov. 20	New Orleans W, 76-68	72	1.333 .944	40.6 17.6	82.4 59.4	16	0	1.75 0.50	58.3 26.1	16.7 16.7	9.7 12.5	2.6 9.1	15 14	50 34	21 8	15 10	47 13	0	0	39:41 -	28 -
Nov. 24	Houston Christian W, 92-65	78	1.179 .833	28.2 21.7	78.3 71.8	9	5	2.67 0.50	70.6 29.2	11.5 17.9	9.0 10.3	14.8 13.5	17 6	38 34	17 9	20 9	47 26	6	8	35:17 2:32	32 3
Nov. 30	Creighton L, 65-79	67	.970 1.179	20.0 21.4	78.6 80.0	-8	1	1.00 1.30	36.0 44.8	13.4 14.9	6.0 7.5	5.6 4.3	13 10	32 28	12 9	10 2	11 5	2	1	4:47 32:12	6 18
Dec. 5	at Southern Ill. L, 68-70	63	1.079 1.111	52.6 20.7	79.3 47.4	19	-3	1.00 1.56	46.2 60.9	19.0 14.3	6.3 9.5	14.7 7.0	16 12	36 24	15 7	6 13	18 7	10	9	14:10 19:22	7 10
Dec. 10	vs. Tulsa W, 72-57	77	.935 .740	37.0 16.2	83.8 63.0	18	-8	0.54 0.20	65.2 20.0	36.4 26.0	11.7 24.7	2.9 11.1	17 19	30 34	10 2	10 18	24 19	0	0	38:56 -	19 -
Dec. 17	Oral Roberts W, 81-60	68	1.191 .882	29.0 19.4	80.6 71.0	9	2	2.18 0.46	77.4 27.3	16.2 19.1	8.8 11.8	0.0 3.1	19 16	34 24	8 6	15 10	28 16	0	0	38:51 -	30 -
Dec. 20	Wofford W, 76-70	73	1.041 .959	9.1 16.7	83.3 90.9	-7	1	1.62 0.86	75.0 40.0	17.8 19.2	13.7 8.2	5.0 14.3	21 8	14 46	3 4	12 12	24 18	2	2	38:53 1:34	13 2
Dec. 31	South Carolina St. W, 86-70	76	1.132 .921	43.3 34.7	65.3 56.7	11	-10	0.91 0.69	70.0 36.0	30.3 17.1	10.5 23.7	11.5 10.3	13 20	34 32	18 25	17 11	19 28	5	10	34:01 3:48	22 2
Jan. 3	Chicago St. W, 72-53	66	1.091 .803	35.7 28.3	71.7 64.3	12	-6	0.80 0.56	46.2 27.8	22.7 13.6	7.6 10.6	13.3 3.4	8 15	32 24	10 6	19 4	22 18	1	1	38:27 0:41	25 2
Jan. 6	Baylor* L, 70-75 ot	70	1.000 1.071	17.2 38.1	61.9 82.8	-9	-5	0.75 1.14	36.0 25.8	17.1 10.0	2.9 12.9	10.3 3.0	11 10	36 50	6 12	12 6	6 23	12	10	11:02 23:37	4 6
Jan. 9	at Texas Tech* L, 73-90	66	1.106 1.364	21.9 18.5	81.5 78.1	-1	-5	0.56 4.25	19.2 48.6	13.6 6.1	1.5 7.6	2.2 6.7	4 11	24 46	10 7	4 6	26 7	0	1	12:53 26:40	9 21
Jan. 13	at Iowa St.* L, 42-66	64	.656 1.031	25.7 28.1	71.9 74.3	-3	-11	0.50 1.78	66.7 59.3	31.3 14.1	9.4 20.3	7.0 13.0	7 20	16 42	6 6	5 4	14 14	0	1	11:09 28:33	6 24
Jan. 16	Kansas* L, 66-90	71	0.930 1.268	20.6 25.0	75.0 79.4	-8	-3	0.79 1.91	52.4 58.3	19.7 15.5	12.7 9.9	0.0 21.9	7 22	24 46	7 12	3 20	19 9	0	0	- 39:40	0 28
Jan. 20	at Kansas St.* L, 66-70	70	.943 1.000	31.3 12.5	87.5 68.8	6	0	0.88 1.18	68.2 80.0	24.3 24.3	18.6 14.3	3.8 15.4	11 13	18 32	6 5	10 6	26 8	5	6	23:52 14:26	10 6
Jan. 23	TCU* L, 69-74	63	1.095 1.175	17.6 31.3	68.8 82.4	-10	4	2.00 1.22	47.6 36.7	7.9 14.3	4.8 4.8	2.4 16.7	13 6	20 46	6 7	5 10	27 17	11	8	22:03 12:03	17 5
Jan. 27	West Virginia* W, 70-66	69	1.014 .957	23.3 18.2	81.8 76.7	5	-1	1.23 0.92	76.2 45.8	18.8 17.4	11.6 10.1	2.9 8.0	11 13	26 22	8 3	14 3	14 33	8	10	16:07 20:21	7 7
Jan. 30	at Kansas* L, 54-83	68	0.794 1.221	20.0 19.2	80.8 80.0	-11	0	0.80 2.20	47.1 64.7	14.7 14.7	8.8 10.3	2.4 13.8	12 9	14 44	2 2	7 15	19 18	0	0	- 39:44	0 31
Feb. 3	Kansas St.* L, 66-70	68	1.103 1.059	31.4 37.5	62.5 68.6	-5	4	1.55 0.80	65.4 41.4	16.2 22.1	7.4 7.4	15.8 6.1	16 13	32 32	11 20	12 13	20 20	2	1	22:07 15:30	9 8
Feb. 6	at Houston* L, 66-70	68	.926 1.162	27.6 39.4	60.6 72.4	-6	-7	0.29 1.30	29.4 41.9	25.0 14.7	10.3 16.2	6.3 4.8	12 24	16 44	15 15	4 15	16 22	2	3	0:55 36:27	2 29
Feb. 10	at Oklahoma* L, 66-70	69	.899 0.957	23.8 6.5	93.5 76.2	5	6	1.00 1.25	31.6 71.4	8.7 17.4	10.1 4.3	8.7 20.5	12 3	30 24	6 5	5 9	14 29	10	8	7:03 22:29	4 7
Feb. 17	BYU* L, 66-70	68	1.368 1.221	25.0 42.9	57.1 75.0	-6	-1	1.78 1.63	51.6 41.9	13.2 11.8	7.4 10.3	5.6 6.7	11 14	36 38	5 21	12 20	8 39	3	0	38:19 -	20 -
Feb. 21	at Cincinnati* L, 66-70	68	1.176 1.118	24.0 39.4	60.6 76.0	-6	1	1.54 0.79	66.7 36.7	19.1 20.6	10.3 16.2	2.3 16.2	17 10	40 44	12 15	6 18	9 26	6	8	23:43 13:06	8 7
Feb. 24	Oklahoma* L, 66-70	65	1.262 1.292	37.9 43.2	56.8 62.1	-2	-1	1.78 1.13	45.7 25.7	13.8 12.3	7.7 6.2	4.4 4.5	6 8	54 54	11 21	6 3	20 25	8	7	34:28 4:57	11 3
Feb. 28	UCF* L, 66-70	72	.986 1.069	21.2 41.2	58.8 78.8	-13	5	0.67 0.41	38.1 31.8	16.7 23.6	11.1 9.7	8.3 3.1	21 10	32 26	9 17	8 5	19 17	1	1	20:40 17:49	12 8
Mar. 2	at Texas* L, 66-70	66	0.98 1.23	26.7 45.9	54.1 73.3	-11	-7	0.60 2.38	42.9 59.4	22.7 12.1	9.1 18.2	4.7 3.1	16 16	30 30	1 1	15 15	8 8	4	4	0:40 37:15	1 19
Mar. 5	Texas Tech* L, 66-70	67	0.87 1.12	33.3 35.7	64.3 66.7	-4	-3	0.53 1.14	45.0 57.1	25.4 20.9	11.9 19.4	5.7 15.4	17 21	28 40	6 11	14 12	25 18	0	0	- 39:02	- 25
Mar. 9	BYU* L, 66-70	73	0.97 1.16	20.6 23.5	76.5 79.4	-2	-1	0.82 2.10	34.6 67.7	15.1 13.7	6.8 8.2	3.3 8.1	11 16	30 36	7 6	9 8	13 44	3	1	4:38 31:46	6 25

		Pts/Pos	OR%	DR%	+/-TR	+/-TO	A:TO	A%	TO%	Stl%	Blk%	Points Off/From...			
		Poss.	OR	DR	+/-TR	+/-TO	A:TO	A%</							

Team Highs & Lows

Team Highs / Lows

* = School Record

Team Highs / Lows		Oklahoma State	Opponent
Total Points	High	96 NEW ORLEANS (11/20/23)	90 2x, Last: KANSAS (1/16/24)
	Low	42 at Iowa St. (1/13/24)	53 CHICAGO ST. (1/3/24)
Points/Possession	High	1.37 (93/68) BYU (2/17/24)	1.36 (90/66) at Texas Tech (1/9/24)
	Low	0.66 (42/64) at Iowa St. (1/13/24)	0.74 (57/77) vs. Tulsa (12/10/23)
Halftime Lead	High	21 (48-27) ORAL ROBERTS (12/17/23)	21 (38-17) TEXAS TECH (3/5/24)
Margin of Victory	High	28 (96-68) NEW ORLEANS (11/20/23)	29 (83-54) at Kansas (1/30/24)
Field Goals Made	High	36 NEW ORLEANS (11/20/23)	36 KANSAS (1/16/24)
	Low	15 at Iowa St. (1/13/24)	18 CHICAGO ST. (1/3/24)
Field Goal Attempts	High	70 HOUSTON CHRISTIAN (11/24/23)	73 BAYLOR (1/6/24) in OT
	Low	42 at Houston (2/6/24)	46 at Oklahoma (2/10/24)
Field Goal %	High	.596 (31/52) BYU (2/17/24)	.621 (36/58) KANSAS (1/16/24)
	Low	.293 (17/58) at Kansas (1/30/24)	.290 (18/62) CHICAGO ST. (1/3/24)
2-Pt FG %	High	.788 (26/33) NEW ORLEANS (11/20/23)	.689 (31/45) KANSAS (1/16/24)
	Low	.310 (9/29) at Kansas (1/30/24)	.289 (13/45) CHICAGO ST. (1/3/24)
3-Pt FG Made	High	17 SAM HOUSTON (11/12/23)	12 at BYU (3/9/24)
	Low	3 at Oklahoma (2/10/24)	2 BAYLOR (1/6/24) in OT
3-Pt FG Attempts	High	33 3x, Last: WOFFORD (12/20/23)	35 BYU (2/17/24)
	Low	16 CREIGHTON (11/30/23)	10 HOUSTON CHRISTIAN (11/24/23)
3-Pt FG %	High	.515 (17/33) SAM HOUSTON (11/12/23)	.538 (7/13) at Texas Tech (1/9/24)
	Low	.176 (3/17) at Oklahoma (2/10/24)	.133 (2/15) BAYLOR (1/6/24) in OT
FT Made	High	24 2x, Last: UCF (2/28/24)	27 UCF (2/28/24)
	Low	5 3x, Last: at Iowa St. (1/13/24)	4 WOFFORD (12/20/23)
FT Attempts	High	37 at Houston (2/6/24)	36 UCF (2/28/24)
	Low	5 WOFFORD (12/20/23)	4 WOFFORD (12/20/23)
Free Throw %	High	1.000 (5/5) WOFFORD (12/20/23)	1.000 (4/4) WOFFORD (12/20/23)
	Low	.400 (8/20) ABILENE CHRISTIAN (11/6/23)	.583 (7/12) OKLAHOMA (2/24/24) in OT
Offensive Reb.	High	20 at Southern Ill. (12/5/23)	18 BYU (2/17/24)
	Low	3 WOFFORD (12/20/23)	2 at Oklahoma (2/10/24)
Offensive Reb. %	High	.526 (20/38) at Southern Illinois (12/5/23)	.459 (17/37) at Texas (3/2/24)
	Low	.091 (3/33) WOFFORD (12/20/23)	.065 (2/31) at Oklahoma (2/10/24)
Total Rebounds	High	47 HOUSTON CHRISTIAN (11/24/23)	41 at Kansas (1/30/24)
	Low	25 KANSAS (1/16/24)	23 vs. Tulsa (12/10/23)
Rebound Margin	High	+19 (43-24) at Southern Ill. (12/5/23)	+13 (40-27) UCF (2/28/24)
Turnover Margin	High	+6 (6-12) at Oklahoma (2/10/24)	-11 (20-9) at Iowa St. (1/13/24)
Assists	High	24 2x, Last: ORAL ROBERTS (12/17/23)	22 at Kansas (1/30/24)
	Low	5 2x, Last: at Houston (2/6/24)	4 vs. Tulsa (12/10/23)
Assist %	High	.774 (24/31) ORAL ROBERTS (12/17/23)	.800 (20/25) at Kansas St. (1/20/24)
	Low	.192 (5/26) at Texas Tech (1/9/24)	.200 (4/20) vs. Tulsa (12/10/23)
A:TO Ratio	High	2.67 (24-9) Houston Christian (11/24/23)	4.25 (17-4) at Texas (1/9/24)
	Low	0.29 (5-17) at Houston (2/6/24)	0.20 (4-20) vs. Tulsa (12/10/23)
Turnovers Forced	High	20 vs. Tulsa (12/10/23)	28 vs. Tulsa (12/10/23)
	Low	4 at Texas Tech (1/9/24)	5 TCU (1/23/24)
Steals	High	13 at Kansas St. (1/20/24)	*19 vs. Tulsa (12/10/23)
	Low	1 at Texas Tech (1/9/24)	3 2x, Last: at Oklahoma (2/10/24)
Blocks	High	8 HOUSTON CHRISTIAN (11/24/23)	9 at Oklahoma (2/10/24)
	Low	0 2x, Last: KANSAS (1/16/24)	1 8x, Last: at Texas (3/2/24)
Personal Fouls	High	28 UCF (2/28/24)	26 UCF (2/28/24)
	Low	10 WOFFORD (12/20/23)	10 ORAL ROBERTS (12/17/23)
Bench Points	High	47 2x, Last: HOUSTON CHRISTIAN (11/24/23)	44 at BYU (3/9/24)
	Low	4 vs. Notre Dame (11/17/23)	5 CREIGHTON (11/30/23)
Paint Points	High	54 OKLAHOMA (2/24/24) in OT	54 OKLAHOMA (2/24/24) in OT
	Low	14 2x, Last: at Kansas (1/30/24)	20 2x, Last: BYU (2/17/24)
2nd Chance Points	High	21 NEW ORLEANS (11/20/23)	25 SOUTH CAROLINA ST. (12/31/23)
	Low	1 at Texas (3/2/24)	2 2x, Last: at Kansas (1/30/24)
Fast Break Points	High	20 HOUSTON CHRISTIAN (11/24/23)	20 KANSAS (1/16/24)
	Low	1 vs. Notre Dame (11/17/23)	2 2x, Last: CREIGHTON (11/30/23)
Points off Turnovers	High	21 2x, Last: UCF (2/28/24)	24 2x, Last: at Texas (3/2/24)
	Low	4 at Texas Tech (1/9/24)	3 at Oklahoma (2/10/24)

Individual Superlatives / The Last Time...

2023-24 Individual Superlatives

	Oklahoma State	Opponent
Points	34 Javon Small -- at BYU (3/9/24) 29 Javon Small -- vs. Notre Dame (11/17/23) in OT 25 Javon Small -- at Southern Illinois (12/5/23)	32 Xavier Johnson -- at Southern Illinois (12/5/23) 24 Pop Isaacs -- at Texas Tech (1/9/24) 24 Corey Tripp -- WOFFORD (12/20/23) 11 Corey Tripp -- WOFFORD (12/20/23)
FG Made	10 2x, Last: Javon Small -- at BYU (3/9/24)	11 Corey Tripp -- WOFFORD (12/20/23)
FG Attempts	19 Javon Small -- at BYU (3/9/24)	22 Xavier Johnson -- at Southern Illinois (12/5/23)
FG Pct. (min. 5 FGM)	1.000 (8-8) Jamyron Keller -- BYU (2/17/24)	1.000 (7-7) KJ Adams Jr. -- at Kansas (1/30/2024)
3-Pt FG Made	5 3x, Last: Javon Small -- at BYU (3/9/24)	6 Kerr Kriisa -- WEST VIRGINIA (1/27/24)
3-Pt FG Attempts	13 John-Michael Wright -- UCF (2/28/24)	9 3x, Last: Javian McCollum -- OKLAHOMA (2/24/24)
3-Pt Pct. (min. 4 FGM)	1.000 (4-4) Jamyron Keller -- BYU (2/17/24)	.800 (4-5) 2x, Last: Trent Brown -- Southern Ill. (12/5/23)
FT Made	12 Javon Small -- at Houston (2/6/24)	13 Xavier Johnson -- at Southern Illinois (12/5/23)
FT Attempts	14 Javon Small -- at Houston (2/6/24)	15 Xavier Johnson -- at Southern Illinois (12/5/23)
FT Pct. (min. 5 FTM)	1.000 (9-9) Javon Small -- vs. Notre Dame (11/17/23) in OT	1.000 (5-5) 3x, Last: Jamal Shead -- at Houston (2/6/24)
Rebounds	12 Javon Small -- WEST VIRGINIA (1/27/24)	14 Jalon Moore -- OKLAHOMA (2/24/24) in OT
Assists	8 3x, Last: Quion Williams -- at Cincinnati (2/21/24)	8 Kevin McCullar Jr. -- KANSAS (1/16/24)
Blocked Shots	6 Brandon Garrison -- HOUSTON CHRISTIAN (11/24/23)	4 Jalon Moore -- at Oklahoma (2/10/24)
Steals	5 Javon Small -- at Kansas St. (1/20/24)	5 4x, Last: Toussaint & Williams -- TEXAS TECH (3/5/24)
Minutes	43:30 Javon Small -- OKLAHOMA (2/24/24) in OT	40:21 Milos Uzan -- OKLAHOMA (2/24/24) in OT

The Last Time a Cowboy had...

* = School Record ** = Tied Record

a Triple-Double (P/R/A).....	19/14/10, Maurice Baker vs UTSA (1/3/2001)
a Double-Double (PTS/REB).....	12/10, Quion Williams -- at Oklahoma (2/10/2024)
a Double-Double (PTS/AST).....	15/11, Isaac Likekele vs TCU (2/6/2020)
a 20/20 Performance (PTS/REB).....	37/20, Mario Boggan vs Texas (1/16/2007)
a 20/10 Performance (PTS/REB).....	29/10, Javon Small vs. Notre Dame (11/17/2023)
a 25/10 Performance (PTS/REB).....	29/10, Javon Small vs. Notre Dame (11/17/2023)
30+ Points	34, Javon Small -- at BYU (3/9/2024) <i>First time since 1/26/2022 against Iowa State (Avery Anderson III, 34)</i>
35+ Points.....	40, Cade Cunningham -- at Oklahoma (2/27/2021)
41+ Points.....	42, Jawun Evans -- Oklahoma (1/13/2016)
43+ Points.....	45, Randy Rutherford -- at Kansas (3/5/1995)
46+ Points.....	58*, Bob Kurland -- Saint Louis (2/22/1946)
20+ Points by a Reserve	20, Eric Dailey Jr. -- Oklahoma (2/24/2024)
25+ Points by a Reserve.....	29**, Jeffrey Carroll vs. Pittsburgh (11/21/2017)
20+ Points in a Half.....	27, Javon Small -- at BYU (3/9/2024)
A perfect FG% (5+ attempts).....	8/8, Jamyron Keller -- BYU (2/17/2024)
10+ Field Goals.....	10, Kalib Boone -- Kansas (2/14/2023)
15+ Field Goals.....	18, Jawun Evans -- Oklahoma (1/12/2016)
A perfect 3-point FG% (4+ attempts).....	4/4, Jamyron Keller -- BYU (2/17/2024)
7+ Three-pointers.....	7, Caleb Asberry at Texas Tech (3/4/2023)
8+ Three-pointers.....	9, Keiton Page at Oklahoma (2/22/2012)
10+ Three-pointers.....	11 (School Record), Randy Rutherford at Kansas (3/5/1995)
15+ Free Throws Made.....	16, Marcus Smart -- Texas (1/7/2014)
20+ Free Throws Made.....	20, Keiton Page -- Texas (2/17/2022)
10+ Rebounds.....	10, Quion Williams -- at Oklahoma (2/10/2024)
11+ Rebounds.....	12, Javon Small -- West Virginia (1/27/2024)
12+ Rebounds.....	"
13+ Rebounds.....	13, Mike Marsh -- New Orleans (11/20/2023)
14+ Rebounds.....	14, Tyreek Smith vs. Oklahoma (3/8/2023)
15+ Rebounds.....	15, Moussa Cisse vs Southern Illinois (11/11/2022)

16+ Rebounds.....	18, Marshall Moses at La Salle (12/4/2010)
19+ Rebounds.....	20, Mario Boggan -- Texas (1/10/2007)
21+ Rebounds.....	22, Don Youman at Samford (12/16/1978)
23+ Rebounds.....	24, Andy Hopson -- Nebraska (1/26/1974)
25+ Rebounds.....	25, Andy Hopson -- Oklahoma (2/10/1973)
26+ Rebounds.....	27 (School Record), Andy Hopson -- Missouri (1/30/1973)
10+ Rebounds in a Half.....	10 in 1st Half, Quion Williams -- Kansas St. (2/3/2024)
9+ Offensive Rebounds.....	9, Mitchell Solomon -- A&M-Corpus Christi (12/22/2016)
10+ Offensive Rebounds.....	10 (school record, since 1996), Mario Boggan vs Texas (1/16/2007)
10+ Assists.....	11, Isaac Likekele vs TCU (2/6/2020)
12+ Assists.....	12, Jawun Evans vs. Michigan (3/17/2017)
13+ Assists.....	15, Jawun Evans vs. Kansas (3/4/2017)
16+ Assists.....	18 (school record), Doug Gottlieb, Florida Atlantic (12/1/1998)
10+ Assists by a Freshman.....	Jawun Evans, Baylor (1/27/2016)
10+ Assists in a Half.....	Doug Gottlieb -- Baylor (3/4/1999)
10+ Assists off the Bench.....	Doug Gottlieb -- UNLV (12/20/1998)
5+ Steals.....	5, Javon Small at Kansas St. (1/20/2024)
6+ Steals.....	Rondel Walker at Texas (1/22/2022)
7+ Steals.....	9 (School Record), Marcus Smart, Utah Valley (11/12/2013)
5+ Steals by a Freshman.....	5, Cade Cunningham vs. Oregon St. (3/21/2021)
5+ Steals by a Reserve.....	5, Kirby Gardner, Tennessee Tech (12/22/2012)
5+ Blocks.....	6, Brandon Garrison -- Houston Christian (11/24/2023)
6+ Blocks.....	"
7+ Blocks.....	8, Yor Anei, Oral Roberts (11/6/2019)
9+ Blocks.....	10 (School Record), Joe Atkinson, New Orleans (1/5/1985)
6+ Blocks by a Reserve.....	Mattias Sahlstrom, Midwestern St. (12/9/1989)
5+ Blocks by a Freshman.....	6, Brandon Garrison -- Houston Christian (11/24/2023)
a Game-Winner in the final 3 seconds.....	2/8/2023 at GIA John-Michael Wright made a put-back and-1 with 0.8 remaining to defeat Texas Tech, 71-68.

The Last Time...

The Last Time the Cowboys...

Scored 100+ Points	102 -- UTRGV (12/22/2017)
Scored 90+ Points	93 -- BYU (2/17/2024)
Scored fewer than 60 points	L, 58-75 -- TEXAS TECH (3/5/2024)
Scored fewer than 50 points	42 -- at Iowa State (1/13/2024)
Won by 20+ points	21, 81-60 -- Oral Roberts (12/17/2023)
Won by 30+ points	30 -- College of Charleston (11/22/2021)
Won by 40+ points	43, 88-45 -- UT Arlington (11/9/2021)
Won by 50+ points	51, 82-31 -- Southeastern La. (12/29/2019)
Shot 60% from the field	.660 -- at Texas (3/7/2020)
Shot 65%+ from the field	"
Shot Less than 25% from the floor	.246 -- at South Carolina (12/6/2014)
Shot Less than 30% from the floor	.17/58, .293 -- at Kansas (1/30/2024)
Shot 50% from beyond the arc	.500 (11/22) -- BYU (2/17/2024)
Shot less than 15% from the beyond the arc	.143 -- vs. Texas (3/9/2023)
Failed to make a 3-point attempt	vs Iowa State (1/8/2001)
Made 12+ three-pointers	13/27 -- South Carolina St. (12/31/2023)
Made 14+ three-pointers	15/33 -- Wofford (12/20/2023)
Two players made 5+ three-pointers	at Texas Tech (2/27/2019)
Made 35+ free throws	35 -- Rogers State (11/30/2016)
Shot 100% at the free throw line	.5/5 -- Wofford (12/20/2023)
Shot 100% at the free throw line (min. 10 FTM)	.22/22 -- Texas Tech (2/25/2017)
Shot less than 50% at the free throw line	.5/14, .357 at Iowa State (1/13/2024)
50+ rebounds	51 -- Oral Roberts (11/26/2021)
60+ rebounds	60, Northwestern Okla. St. (11/17/2014)
Grabbed 20 offensive rebounds	20, at Southern Illinois (12/5/2023)
Had 20 assists	21 -- South Carolina St. (12/31/2023)
Had fewer than 5 assists	4 -- Texas (2/2/2021)
10+ steals	13 -- at Kansas St. (1/20/2024)
15+ steals	16 -- College of Charleston (11/22/2021)
10+ blocks	12 vs Texas (1/7/2023)
15+ blocks	16 -- College of Charleston (11/22/2021)
Failed to block at least one shot	0 -- Kansas (1/16/2024)
Had multiple 30-point scorers	vs Southwestern State (1/2/2007)
Had three 30-point scorers	vs Oral Roberts (3/4/1993)
Had two 20-point scorers	Oklahoma (2/24/2024) in OT

Had three 20-point scorers	Oklahoma (2/24/2024) in OT
Had four 20-point scorers	vs Northwestern State (1/3/2009)
OSU & Opponent combined for four 20-point scorers	31 -- Oklahoma (2/24/2024) in OT
OSU & Opponent combined for five 20-point scorers	vs West Virginia (1/4/2021)
OSU & Opponent combined for six 20-point scorers	vs Providence (11/25/1993)
OSU & Opponent combined for 10 double-figure scorers	10 vs Baylor (2/8/2020)
Had five double-figure scorers	5, at Cincinnati (2/21/2024)
Had six double-figure scorers	6 -- Houston Christian (11/24/2023)
Had seven double-figure scorers	vs Rogers State (11/30/2016)
Had five double-figure scorers	at Cincinnati (2/21/2024)
Had no players score in double figures	at Iowa State (2/29/2016)
Had only one player score in double figures	at Iowa State (1/13/2024)
Had two double-figure rebounders	2, South Carolina State
Had three double-figure rebounders	at Youngstown St. (3/15/2023)
Had two double-doubles	South Carolina State (12/31/2023)
Had three double-doubles	at Youngstown St. (3/15/2023)
Scored 50 points in first half	52, Houston Christian (11/24/2023)
Scored 50 points in second half	53 -- New Orleans (11/20/2023)
Scored less than 20 points in the first half	17 -- TEXAS TECH (3/5/2024)
Scored less than 20 points in second half	16 at Iowa State (1/13/2024)
Had a 20+ point scoring run	22-0 -- New Orleans (11/20/2023)
Had three players foul out	3, UCF (2/28/2024)
Defeated an AP ranked opponent	93-83 against No. 19 BYU (2/17/2024)
Lost to an AP ranked opponent	54-83 at No. 8 Kansas (1/30/2024)
Won an overtime game	82-79 vs Kansas State (2/19/2022)
Lost an overtime game	82-84 against Oklahoma (2/24/2024)
Won a double-overtime game	75-67 vs Texas (2/6/2021)
Lost a double-overtime game	67-68 vs Kansas (2/20/2013)
Won a triple-overtime game	105-103 vs Texas (1/16/2007)
Lost a triple-overtime game	97-98 vs Iowa State (2/3/2014)
Won a quadruple-overtime game	96-91 at Colorado (2/5/1983)
Lost a quadruple-overtime game	Never

The Last Time an Opponent...

Scored 100+ points	100 by TCU (2/18/2023)
Scored 90+ points	90, Kansas (1/16/2024)
Scored Fewer than 60 points	53 -- Chicago State (1/3/2024)
Scored Fewer than 50 points	49 -- vs. Oklahoma (3/8/2023)
Won by 20+ points	L, 54-83 at Kansas (1/30/2024)
Won by 30+ Points	35, 50-85 -- at Texas Tech (1/4/2020)
Won by 40+ points	41, 65-106 -- at Baylor (1/13/2012)
Shot 65%+ from the floor	.684 -- at TCU (2/18/2023)
Shot 60% from the floor	.36/58, .621 -- Kansas (1/16/2024)
Shot less than 25% from the floor	.224 -- Southeastern La. (12/29/2019)
Shot less than 30% from the floor	.290 -- Chicago State (1/4/2023)
Shot 50% from the beyond the arc	.538, 7/13 -- at Texas Tech (1/9/2024)
Shot <20% from the beyond the arc	.133, 2/15 -- Baylor (1/6/2024)
Shot < 15% from beyond the arc	.133, 2/15 -- Baylor (1/6/2024)
Made 12+ three-pointers	12 -- at BYU (3/9/2024)
Failed to make a 3-point attempt	TCU 2/14/2015)
Made 35+ free throws	35, at Wichita State (12/17/2016)
Shot 100% at the free throw line	4/4 -- Wofford (12/20/2023)
Shot 100% at the free throw line (min. 10 FTM)	.12/12 -- Iowa State (2/29/2020)
Shot less than 50% at the free throw line	.474 -- Iowa State (2/11/2023)
Totalled less than 25 rebounds	23 -- vs. Tulsa (12/10/2023)
Totalled 50 rebounds	50 -- Kansas (1/4/2022)
Grabbed 20 offensive rebounds	22 -- Texas (2/6/2021)
Had <5 assists	4 -- vs. Tulsa (12/10/2023)
Had 20 assists	21 -- at BYU (3/9/2024)

Had 10+ steals	10 -- at BYU (3/9/2024)
Had 15+ steals	18 -- South Carolina State (12/31/2023)
Had 10 blocks	11 -- vs. Oregon State (3/21/2021)
Had two 30-point scorers	Never
Had two 20-point scorers	2, Creighton (11/30/2023)
Had three 20-point scorers	West Virginia (1/4/2021)
Had five double-figure scorers	5 against Oklahoma (2/24/2024)
Had six double-figure scorers	by TCU (2/18/2023)
Had seven double-figure scorers	Never
Had all 5 starters score in double figures	Oklahoma (2/24/2024) in OT
Had no players score in double figures	Texas Tech (3/4/2023)
Had two double-figure rebounders	Kansas (1/4/2022)
Had three double-figure rebounders	at Kansas (2/8/2021)
Had two double-doubles	Kansas (2/8/2021) -- 3 different players
Scored 50 points in first half	50, Oklahoma (1/3/2018)
Scored 50 points in second half	50 at Texas Tech (1/9/2024)
Scored less than 20 points in first half	17, UCF (11/18/2022)
Scored less than 20 points in second half	16, Iowa State (3/2/2022)
Had three players foul out	West Virginia (1/25/2014)
Had its head coach ejected	Kelvin Sampson at Houston (2/6/2024)
Had three technical fouls	3, at Oklahoma (2/10/2024)

Box Scores / Recaps

EXHIBITION	Oklahoma Baptist	53
	Oklahoma St	95
Nov. 1, 2023 TV: ESPN+ Stillwater, Okla. (Gallagher-Iba Arena)		

	1st	2nd	Score
Oklahoma Baptist	21	32	- 53
Oklahoma State	49	46	- 95

- Four OSU true freshmen combined for 55 points on 24-of-32 shooting in an exhibition romp.
- **Justin McBride** supplied a game-high 19 points and **Eric Dailey Jr.** made all seven shots on his way to 14. **Brandon Garrison** added a double-double with 11 points, 11 rebounds and five blocks, while **Connor Dow** (11 points) nailed 3-of-4 threes.
- OSU won its 56th straight exhibition at GIA.
- Helped by eight dunks, OSU shot 56.3% from the field while holding the visitors to 27.3%.
- The Cowboys outscored the Bison 60-28 in the paint, 19-2 on fast breaks and 25-4 off turnovers.
- After allowing the game's first basket, OSU used runs of 11-0 and 18-0 to sieze control. The Cowboys scored points on nearly 70% of their first half possessions to take a 49-21 edge into the break and led by as many as 46 down the stretch.

OKLAHOMA BAPTIST

##	Name	Pts	FG	3pt	FT	TR	PF	A	TO	B	S	MP
00	Trevin Wade *	12	5-14	0-0	2-2	1	0	2	4	0	2	26
01	Nathan Wilson *	4	2-3	0-0	0-0	3	1	0	1	1	1	15
02	Ethan Scot *	5	2-8	1-7	0-0	0	1	0	1	0	1	22
05	Ricky Brown *	6	1-4	1-4	3-3	3	0	1	2	0	0	24
20	Daniel Ransom *	6	3-8	0-3	0-0	4	4	1	2	0	0	19
03	Terry Coner Jr.	4	1-8	1-4	1-2	2	0	0	0	0	0	12
04	TJ Strong	3	0-2	0-0	3-4	6	0	0	0	0	0	7
10	Ty Lippoldt	2	0-1	0-0	2-2	1	0	0	0	0	1	8
12	Matthew Veen	1	0-0	0-0	1-2	1	0	0	0	0	0	6
14	Efe Sekeroglu	2	1-4	0-0	0-0	2	1	0	2	1	0	16
15	Legend Barrett	4	2-7	0-0	0-0	5	3	0	0	0	0	11
21	Byke Burrow	0	0-1	0-0	0-0	0	0	0	0	0	0	2
22	Joshua Udoumoh	4	1-6	0-1	2-2	4	1	1	0	0	0	21
23	Jose Waring	0	0-0	0-0	0-0	3	1	0	0	0	0	10
TEAM						4	0		1			
TOTALS		53	18-66	3-19	14-17	19	12	5	13	2	5	200

	FG	%	3Pt	%	FT	%
1st Half	9-27	33%	1-9	11%	2-2	100%
2nd Half	9-39	23%	2-10	20%	12-15	80%
Game	18-66	27.3%	3-19	15.8%	14-17	82.4%

OKLAHOMA STATE

##	Name	Pts	FG	3pt	FT	TR	PF	A	TO	B	S	MP
01	Bryce Thompson *	10	5-13	0-3	0-1	2	3	1	2	1	1	22
04	Jarius Hicklen *	3	1-7	1-7	0-0	3	1	3	0	0	0	25
05	Quion Williams *	8	3-5	0-0	2-3	5	2	3	0	0	0	20
32	Mike Marsh *	10	4-4	0-0	2-2	8	1	2	0	0	0	15
51	John-Michael Wright *	6	2-7	2-6	0-0	2	0	1	0	0	0	19
00	Naz Brown	3	1-1	1-1	0-0	0	1	1	0	0	0	10
02	Eric Dailey Jr.	14	7-7	0-0	0-2	7	2	1	1	0	1	22
13	Connor Dow	11	4-5	3-4	0-0	4	0	2	2	0	1	20
15	Carson Sager	0	0-1	0-0	0-0	0	0	0	0	0	0	1
21	Justin McBride	19	9-13	1-4	0-0	5	1	2	1	1	1	23
23	Brandon Garrison	11	4-7	0-0	3-5	11	2	3	5	1	0	20
24	Isaiah Miranda	0	0-1	0-0	0-0	0	0	0	0	0	0	1
35	Weston Church	0	0-0	0-0	0-0	0	0	0	0	0	0	1
TEAM						0	0		0			
TOTALS		95	40-71	8-25	7-13	15	13	19	8	7	7	200

	FG	%	3Pt	%	FT	%
1st Half	20-37	54%	4-14	29%	5-7	71%
2nd Half	20-34	59%	4-11	36%	2-6	33%
Game	40-71	56.3%	8-25	32.0%	7-13	53.8%

Officials: Marques Pettigrew, Owen Shortt, Randal Anders
 Attendance: 4,731 | OBU led for 1:02. OSU led for 38:04. Tied for 2:32
 Times tied: 0 Lead Changes: 0 | Largest Lead: OSU by 46, OBU by 2
 Technical Fouls: BENCH, @ 2nd - 01:11

Points	Paint	Off TO	2nd Ch	F Brk	Bench	Pts/Pos
Okla. Bapt.	28	4	13	2	20	0.791
OSU	60	25	22	19	58	1.377

GAME 1	Abilene Christian	64
	Oklahoma St	59
Nov. 6, 2023 TV: ESPN+ Stillwater, Okla. (Gallagher-Iba Arena)		

	1st	2nd	Score
Abilene Christian	36	28	- 64
Oklahoma State	25	34	- 59

- OSU missed 12 free throws in a five-point season-opening loss to Abilene Christian.
- The Cowboys finished just 8-of-20 at the stripe and connected on only 5-of-23 from three.
- **Bryce Thompson** scored 19 points and **Mike Marsh** - one of six players making their Cowboy debuts - added 13 points and nine rebounds.
- OSU trailed by as many as 18 points with 13:25 to play but rallied to within a possession. Freshman **Connor Dow** connected on three triples in a span of just over 3:00 to get the rally started. Thompson converted three contested jumpers and Marsh made a layup with 2:23 to go cut the margin to 58-55.
- OSU forced five ACU turnovers in the final 60 seconds but couldn't capitalize. Dow missed a deep three that would have tied it with 5 seconds left.

ABILENE CHRISTIAN (1-0)

##	Name	Pts	FG	3pt	FT	TR	PF	A	TO	B	S	MP
04	Kavion McClain*	4	1-3	0-2	2-2	1	0	2	3	0	0	32
05	Cameron Steele*	5	2-6	1-4	0-0	1	0	2	0	1	0	25
21	Hunter Jack Madden*	14	4-8	1-3	5-5	1	1	1	2	0	0	26
23	Airion Simmon*	11	5-13	1-5	0-2	11	3	4	1	0	1	25
24	All Abdou Dibba*	15	7-14	1-2	0-2	5	2	3	3	0	0	15
00	JV Seat	5	2-2	1-1	0-0	3	3	1	1	0	0	22
03	Leonardo Bettli	2	1-3	0-0	0-0	1	3	0	3	0	0	11
10	Nasir Degruy	4	2-2	0-0	0-0	1	1	0	0	0	0	8
13	Muodubem Muoneke	0	0-0	0-0	0-0	1	0	0	0	0	0	5
22	Aidan Igiehon	4	2-4	0-0	0-0	5	4	0	0	0	1	15
25	Immanuel Allen	0	0-2	0-1	0-0	2	1	0	2	0	0	16
TEAM						3	0		0			
TOTALS		64	26-57	5-18	7-11	35	18	13	15	1	4	200

	FG	%	3Pt	%	FT	%
1st Half	15-31	48%	3-6	50%	4-4	75%
2nd Half	11-26	42%	2-12	17%	3-7	57%
Game	26-57	45.6%	5-18	27.8%	7-11	63.6%

OKLAHOMA STATE (0-1)

##	Name	Pts	FG	3pt	FT	TR	PF	A	TO	B	S	MP
01	Bryce Thompson*	19	8-15	1-3	2-7	3	3	1	3	0	1	27
04	Jarius Hicklen*	3	1-5	1-4	0-0	0	4	1	1	1	0	24
05	Quion Williams*	4	2-3	0-0	0-0	10	1	1	1	0	1	38
32	Mike Marsh*	13	6-10	0-0	1-2	9	1	2	1	1	0	22
51	John-Michael Wright*	2	1-9	0-6	0-0	0	4	2	0	2	0	22
02	Eric Dailey Jr.*	6	1-4	0-2	4-8	5	1	4	3	0	2	25
13	Connor Dow*	9	3-7	3-7	0-0	3	3	1	1	0	2	21
21	Justin McBride*	2	1-3	0-1	0-1	2	1	0	0	0	0	15
23	Brandon Garrison*	1	0-0	0-0	1-2	0	2	0	0	0	1	8
TEAM						3	0		1			
TOTALS		59	23-56	5-23	8-20	35	16	13	13	2	9	200

	FG	%	3Pt	%	FT	%
1st Half	10-26	38%	1-9	11%	4-9	44%
2nd Half	13-30	43%	4-14	29%	4-11	36%
Game	23-56	41.1%	5-23	21.7%	8-20	40.0%

Officials: Bret Smith, Christopher Merlo, John Jenkins Jr.
 Attendance: 5,084 | ACU led for 36:40. OSU led for 0:38. Tied for 2:32
 Times tied: 0 Lead Changes: 0 | Largest Lead: ACU by 18, OSU by 2
 Technical Fouls: None

Points	Paint	Off TO	2nd Ch	F Brk	Bench	Pts/Pos
Abilene	32	15	6	3	15	0.941
OSU	28	6	8	8	18	0.868

GAME 2	Sam Houston	70
	Oklahoma St	85
Nov. 12, 2023 TV: ESPN+ Stillwater, Okla. (Gallagher-Iba Arena)		


	1st	2nd	Score
Sam Houston	30	40	- 70
Oklahoma State	38	47	- 85

- OSU matched a school record with 17 three-pointers in a rout of Sam Houston.
- After making just 5-of-23 from deep in a season-opening loss to Abilene Christian, the Cowboys connected on 17-of-33 (.515) to equal the program mark, set Feb. 27, 2019 at Texas Tech.
- **Bryce Thompson** nailed 4-of-5 attempts on his way to a game-high 17 points.
- **Javon Small** - who was unavailable for the opener due to injury - bagged 4-of-7 in his OSU debut. The ECU transfer also handed out five assists with just one turnover.
- **John-Michael Wright** (14 points) made 3-of-7 on his way to 14 points, including the record-tying triple with 90 seconds to play.
- OSU closed the game by making nine of its last 11 attempts to stretch an eight-point halftime lead to as many as 19.
- The Cowboys recorded 19 assists with just nine turnovers and limited to the Bearkats to 37.7% shooting.

SAM HOUSTON (1-2)

##	Name	Pts	FG	3pt	FT	TR	PF	A	TO	B	S	MP
02	Davon Barnes*	16	3-11	3-7	7-8	3	3	1	1	0	0	32
31	Souleymane Doumbia*	9	3-9	1-1	2-2	7	0	1	1	0	0	21
03	Lamar Wilkerson*	7	2-8	1-3	2-2	1	3	2	2	0	3	27
13	Jaden Ray*	5	1-6	1-2	2-2	5	1	3	3	0	1	23
10	Damon Nicholas Jr.*	4	2-5	0-1	0-0	6	2	2	0	1	0	23
05	Marcus Boykin	11	5-8	1-3	0-0	2	2	1	2	0	0	17
40	Kian Scroggins	9	4-4	1-1	0-2	7	1	0	0	0	0	18
00	Owen McGlashan	5	2-5	1-3	0-0	1	0	0	0	0	0	16
04	Anthony Wrzeszcz	3	1-4	1-4	0-0	2	0	1	1	1	1	17
21	Lewis Rowe	1	0-0	0-0	1-2	2	0	0	0	0	0	2
01	CJ Beaumont	0	0-1	0-0	0-0	0	0	0	0	0	0	2
11	Bryce Cook	0	0-0	0-0								

Box Scores / Recaps

GAME 3

Oklahoma St 64
St. Bonaventure 66
 Nov. 16, 2023 | TV: ESPNU
 Brooklyn, N.Y. (Barclays Center)

	1st	2nd	Score
Oklahoma State	29	35	- 64
St. Bonaventure	30	36	- 66

- A Legends Classic semifinal thriller came down the final buzzer. OSU missed on a corner three ahead of the horn, allowing St. Bonaventure to escape with a 66-64 victory.
- Eric Dailey Jr.** (15 points) and **John-Michael Wright** (14) paced the scoring for the Cowboys, who led by as many as 10 points near the 13:00-mark of the second half following a 14-0 run.
- St. Bonaventure responded with a 14-2 push to regain the lead and the teams battled back-and-forth the rest of the way.
- Quion Williams'** driving layup put OSU ahead 64-62 with 38 seconds to play, but the Bonnies forged in front for good when **Daryl Banks III** drew a foul on a three-point try with 20 seconds to go and sank all three shots.
- OSU came up empty on two subsequent possessions, including the finale when **Javon Small** (who tallied a game-high seven assists) took the ball in the backcourt with 7 seconds on the clock and dribbled himself into position for a corner three as time expired. It missed by just a fraction of an inch.

OKLAHOMA STATE (1-2)

##	Name	Pts	FG	3pt	FT	TR	PF	A	TO	B	S	MP
01	Bryce Thompson*	7	2-6	1-4	2-2	0	1	2	1	0	0	16
02	Eric Dailey Jr.*	15	6-10	2-3	1-2	4	2	2	2	0	1	31
05	Quion Williams*	9	4-6	1-1	0-1	2	4	1	2	0	1	16
12	Javon Small*	3	1-5	0-2	1-2	5	1	7	5	0	2	33
32	Mike Marsh*	9	4-4	0-0	1-2	6	4	2	1	0	0	28
04	Jarius Hicklen	3	1-4	1-4	0-2	2	0	0	0	0	0	24
13	Connor Dow	0	0-2	0-2	0-0	0	0	0	0	0	0	5
21	Justin McBride	4	2-3	0-0	0-0	1	1	0	1	0	0	7
23	Brandon Garrison	0	0-1	0-0	0-0	6	3	1	1	1	0	11
51	John-Michael Wright	14	3-11	2-7	6-7	2	3	1	1	0	0	29
TEAM					3	0						
TOTALS		64	23-52	7-23	11-18	31	19	16	14	1	1	4200

	FG	%	3Pt	%	FT	%
1st Half	11-29	38%	4-14	29%	3-7	43%
2nd Half	12-23	52%	3-9	33%	8-11	73%
Game	23-52	44.2%	7-23	30.4%	11-18	61.1%

ST. BONAVENTURE (2-1)

##	Name	Pts	FG	3pt	FT	TR	PF	A	TO	B	S	MP
02	Assa Essamvoss*	13	4-10	3-7	2-2	7	1	0	1	0	1	38
03	Mika Adams-Woods*	17	6-13	1-5	4-4	5	2	2	1	0	0	35
05	Daryl Banks III*	14	4-12	1-4	5-5	1	4	4	0	1	4	40
07	Charles Pride*	7	2-8	1-1	2-3	7	4	1	0	0	1	24
32	Chad Venning*	10	4-5	0-0	2-3	5	0	5	1	1	2	20
00	Barry Evans	2	0-2	0-2	2-3	7	1	2	0	0	3	23
20	Noel Brown	3	1-1	0-0	1-2	2	2	0	0	0	1	20
TEAM					0	0						
TOTALS		66	21-51	6-19	18-21	32	16	9	12	1	1	8200

	FG	%	3Pt	%	FT	%
1st Half	11-27	41%	3-9	33%	5-7	71%
2nd Half	10-24	42%	3-10	30%	13-14	93%
Game	21-51	41.2%	6-19	31.6%	18-21	85.7%

Officials: Lamar Simpson, Byron Jarrett, Greg Evans
 Start time: 6:30 p.m. ET | Duration: 2:01
 Attendance: 5,524 | SB led for 14:23. OSU led for 20:21. Tied for 5:16
 Times tied: 5 Lead Changes: 10 | Largest Lead: OSU by 10, SB by 6
 Technical Fouls: None

Points	Paint	Off TO	2nd Ch	F Brk	Bench	Pts/Pos
OSU	32	5	8	11	21	1.02
St. Bonav.	22	12	9	6	5	1.05

GAME 4

Notre Dame 66
Oklahoma St 64
 Nov. 17, 2023 | TV: ESPNU
 Brooklyn, N.Y. (Barclays Center)

	1st	2nd	OT	Score
Notre Dame	33	22	11	66
Oklahoma State	25	30	9	64

- An incredible second half from **Javon Small** wasn't enough to lift OSU past Notre Dame in the Legends Classic third place game.
- Small, a South Bend, Ind. native who grew up watching the Irish, posted career-highs with 29 points and 10 rebounds. After scoring just two points in the first half, the junior accounted for 27 of OSU's 39 points in the second half plus overtime.
- It was OSU's first 25-point double-double since **Cade Cunningham** (Feb. 27, 2021 at Oklahoma) and just the sixth since 2010.
- John-Michael Wright** added 11 points and **Quion Williams** match his own best with 11 rebounds.
- Notre Dame ended the first half on an 18-6 run to lead 33-25. Small scored 16 points in OSU's 17-7 push at the end of regulation.
- Eric Dailey Jr.** tied the game on a free throw with 9 seconds remaining but missed a go-ahead try.
- Notre Dame's **Markus Burton** missed a potential game-winner at the end of regulation but scored six of his team-high 20 points in the extra period.

NOTRE DAME (2-2)

##	Name	Pts	FG	3pt	FT	TR	PF	A	TO	B	S	MP
01	Julian Roper II*	12	4-9	2-3	2-4	8	2	3	4	0	2	36
03	Markus Burton*	20	8-18	0-2	4-5	2	2	1	3	0	0	31
13	Tae Davis*	7	3-6	0-0	1-2	4	5	1	3	0	1	36
20	J.R. Konieczny*	11	3-7	2-5	3-4	10	2	1	0	0	0	35
25	Matt Zona*	2	1-3	0-2	0-0	3	2	4	1	0	1	27
00	Carey Booth	6	2-3	2-3	0-0	2	2	1	0	2	1	12
02	Logan Iimes	3	1-3	1-3	0-0	3	2	1	0	1	0	19
11	Braden Shrewsbury	5	2-8	1-7	0-1	3	0	1	0	0	0	30
TEAM					2	0			5			
TOTALS		66	24-57	8-25	10-16	37	17	13	16	3	5	225

	FG	%	3Pt	%	FT	%
1st Half	13-28	46%	6-16	38%	1-3	33%
2nd Half	9-25	36%	2-8	25%	2-3	67%
3rd Half	2-4	50%	0-1	00%	7-10	70%
Game	24-57	42.1%	8-25	32.0%	10-16	62.5%

OKLAHOMA STATE (1-3)

##	Name	Pts	FG	3pt	FT	TR	PF	A	TO	B	S	MP
02	Eric Dailey Jr.*	3	1-5	0-2	1-2	3	2	1	0	0	0	33
05	Quion Williams*	8	3-9	0-1	2-4	11	1	3	1	2	1	41
12	Javon Small*	29	8-18	4-8	9-9	10	3	2	5	1	1	41
23	Brandon Garrison*	9	3-6	0-0	3-6	5	5	2	1	1	2	36
51	John-Michael Wright*	11	4-9	1-6	2-2	3	2	0	2	0	2	38
04	Jarius Hicklen	0	0-5	0-5	0-0	0	1	0	2	0	0	13
13	Connor Dow	0	0-3	0-2	0-0	1	0	0	1	0	0	14
21	Justin McBride	4	2-3	0-1	0-0	3	3	0	2	0	0	10
TEAM					3	0						
TOTALS		64	21-58	5-25	17-23	38	18	10	12	4	6	225

	FG	%	3Pt	%	FT	%
1st Half	11-25	44%	1-10	10%	2-4	50%
2nd Half	8-26	31%	4-12	33%	10-13	77%
3rd Half	2-7	29%	0-3	00%	5-6	83%
Game	21-58	36.2%	5-25	20.0%	17-23	73.9%

Officials: AJ Desai, Pat Evans, Greg Evans
 Attendance: 4,849 | OSU led for 13:27. ND led for 28:42. Tied for 2:21
 Times tied: 5 Lead Changes: 5 | Largest Lead: ND by 12, OSU by 6
 Start time: 4:30 p.m. ET | Duration: 2:15 | Technical Fouls: None

Points	Paint	Off TO	2nd Ch	F Brk	Bench	Pts/Pos
Notre Dame	28	6	8	2	14	0.93
OSU	26	12	13	1	4	0.90

GAME 5

New Orleans 68
Oklahoma St 96
 Nov. 20, 2023 | TV: ESPN+
 Stillwater, Okla. (Gallagher-Iba Arena)

	1st	2nd	Score
New Orleans	37	31	- 68
Oklahoma State	43	53	- 96

- Jamyron Keller** missed the first four games of OSU's season with a wrist injury but made up for lost time in his collegiate debut with a game-high 18 points on 7-of-10 shooting.
- OSU led 61-58 near the midway point of the second half but came away with points on each its next 12 possessions during a 26-2 run.
- Javon Small** worked around three first-half fouls to tally 16 points and six assists in 24 turnover-free minutes. **Mike Marsh** logged his first double-double as a Cowboy with 13 points and 11 rebounds and **Eric Dailey Jr.** nearly joined him with 14 points and nine boards.
- John-Michael Wright** added 11 points and three steals. The Pokes outscored UNO by 34 points during his 24 minutes of action.
- OSU shot 65.6% from the field in the second half and 58.1% for the game. The Cowboys recorded a season-high 21 assists on 36 baskets, hit 10 threes and won the rebounding battle, 41-25.

NEW ORLEANS (2-2)

##	Name	Pts	FG	3pt	FT	TR	PF	A	TO	B	S	MP
01	Jordan Johnson*	23	6-17	3-9	8-9	2	1	2	1	0	0	35
03	D'Ante Bell*	0	0-1	0-0	0-0	2	4	0	1	0	0	11
05	Tyson Jackson*	15	6-8	0-0	3-6	3	4	0	2	0	1	26
13	Jamond Vincent*	8	2-7	0-0	4-5	4	0	1	1	2	1	35
20	Khaleb Wilson-Rouse*	9	3-6	0-1	3-4	2	4	2	2	0	0	29
00	Mason Jones	0	0-3	0-3	0-0	0	1	1	0	0	1	11
02	Jah Short	4	2-3	0-0	0-0	0	0	0	1	0	1	7
04	Omarion Henry	2	1-2	0-0	0-0	0	0	0	0	0	0	1
10	Kaleb Jenkins	0	0-0	0-0	0-0	0	0	0	0	0	0	2
15	Carlos Hart	4	2-4	0-1	0-0	4	4	0	1	1	1	17
22	Darrius Washington	0	0-0	0-0	0-0	0	0	0	0	0	0	2
23	James Glisson III	3	1-3	1-3	0-0	2	5	0	2	0	3	15
32	Dorian Hill	0	0-0	0-0	0-0	0	0	0	0	0	0	1
33	Dorian Booker	0	0-1	0-0	0-0	1	0	0	0	0	0	2
TEAM					5	0			1			
TOTALS		68	23-55	4-17	18-24	25	23	6	12	3	9	200

	FG	%	3Pt	%	FT	%
1st Half	12-29	41%	4-11	36%	9-10	90%
2nd Half	11-26	42%	0-6	00%	9-14	64%
Game	23-55	41.8%	4-17	23.5%	18-24	75.0%

OKLAHOMA STATE (2-3)

##	Name	Pts	FG	3pt	FT	TR	PF	A	TO	B	S	MP
02	Eric Dailey Jr.*	14	5-8	0-1	4-5	9	2	4	3	0	2	29
05	Quion Williams*	4	2-4	0-1	0-2	3	2	3	3	0	0	20
12	Javon Small*	16	5-8	2-5	4-4	3	4	6	0	0	1	25
23	Brandon Garrison*	4	2-3	0-0	0-2	1	3	2	0	0	0	15
51	John-Michael Wright*	11	4-10	1-6								

Box Scores / Recaps

GAME 6

Houston Christian 92
Oklahoma St 63
 Nov. 24, 2023 | TV: ESPN+
 Stillwater, Okla. (GIA)

	1st	2nd	Score
Houston Christian	37	28	- 65
Oklahoma State	52	40	- 92

- **Mike Marsh** led a group of six double-figure scorers with 14 points in a lopsided win.
- **Jarius Hicklen** (12 points) drilled 4-of-10 threes and **Eric Dailey Jr.** (12) grabbed a team-high six rebounds. **Brandon Garrison, Jamyron Keller** and **John-Michael Wright** supplied 10-each.
- Garrison became just the fourth Cowboy freshman to record six-or-more blocks in a single game.
- **Javon Small** and **Quion Williams** combined for 14 of OSU's 24 assists. The Cowboys shot 48.6% and committed just nine turnovers.
- HCU started 9-of-13 from the field to go up 25-23 midway through the first half but connected on just 15-of-51 the rest of the way.
- Wright's 250th career three put OSU back in front for good with 9:26 to play and the Cowboys led by 15 at the break.
- Three Hicklen triples sparked another 21-3 push early in the second half to push the lead from 11 to 29.

HOUSTON CHRISTIAN (0-4)

##	Name	Pts	FG	3pt	FT	TR	PF	A	TO	B	S	MP
02	Pierce Bazil*	8	4-13	0-2	0-2	2	1	0	3	0	2	28
04	Bonke Maring*	6	2-9	0-0	2-3	10	2	3	3	0	1	24
10	Marcus Greene*	16	7-12	1-2	1-2	2	2	2	2	0	0	30
11	Tristan Moore*	5	2-4	0-0	1-2	4	1	0	0	0	0	25
33	Michael Imariagbe*	4	1-2	0-0	2-2	4	3	0	1	2	0	16
03	Jay Alvarez	15	5-14	1-5	4-6	3	1	0	2	0	2	26
05	Porter Bazil	0	0-0	0-0	0-0	3	1	0	2	2	1	13
07	Dominic Capriotti	0	0-0	0-0	0-0	1	0	0	0	0	0	3
20	Chigozie Achara	7	2-4	0-0	3-4	4	0	0	1	1	0	16
24	Jake Arnold	4	1-6	1-1	1-2	0	1	1	0	0	2	18
TEAM												
TOTALS												

	FG	%	3Pt	%	FT	%
1st Half	15-35	43%	3-6	50%	4-7	57%
2nd Half	9-29	31%	0-4	00%	10-16	63%
Game	24-64	37.5%	3-10	30.0%	14-23	60.9%

OKLAHOMA STATE (3-3)

##	Name	Pts	FG	3pt	FT	TR	PF	A	TO	B	S	MP
02	Eric Dailey Jr.*	12	4-8	1-2	3-6	6	1	2	1	0	1	15
05	Quion Williams*	7	2-3	1-1	2-2	5	2	6	1	0	1	31
12	Javon Small*	6	3-11	0-6	0-0	5	1	8	0	0	1	29
23	Brandon Garrison*	10	4-8	0-0	2-2	5	3	2	1	6	0	18
51	John-Michael Wright*	10	4-8	2-6	0-0	4	1	1	0	0	1	24
04	Jarius Hicklen	12	4-11	4-10	0-0	2	1	0	0	0	0	18
13	Connor Dow	8	2-4	2-4	2-2	4	1	1	1	1	1	11
14	Jamyron Keller	10	4-4	1-1	2-2	3	2	2	2	0	0	18
15	Carson Sager	0	0-1	0-1	0-0	0	1	0	0	0	0	1
21	Justin McBride	3	1-3	1-2	0-0	5	2	0	1	1	0	17
32	Mike Marsh	14	6-9	0-0	2-2	5	2	1	1	0	1	16
35	Weston Church	0	0-0	0-0	0-2	0	0	0	1	0	0	1
TEAM												
TOTALS												

	FG	%	3Pt	%	FT	%
1st Half	18-34	53%	6-17	35%	10-12	83%
2nd Half	16-36	44%	6-16	38%	2-6	33%
Game	34-70	48.6%	12-33	36.4%	12-18	66.7%

Officials: Kipp Kissinger, Olandis Poole, Randal Anders
 Start time: 7:01 p.m. CT | Duration: 1:52
 Attendance: 6,153 | OSU led for 35:02. HCU led for 2:32, Tied for 2:24
 Times tied: 6 Lead Changes: 8 | Largest Lead: OSU by 32, HCU by 3
 Technical Fouls: None

Points	Paint	Off TO	2nd Ch	F Brk	Bench	Pts/Pos
Houston Chrst.	34	6	9	9	26	0.83
OSU	22	12	9	6	5	1.18

GAME 7

#15/14 Creighton 79
Oklahoma St 65
 Nov. 30, 2023 | TV: ESPN2
 Stillwater, Okla. (GIA)

	1st	2nd	Score
15/14 Creighton	47	32	- 79
Oklahoma State	29	36	- 65

- OSU hung with No. 15 Creighton for the majority of the night, save for one disastrous six-minute stretch late in the first half. The Bluejays scored 17 unanswered to build an 18-point halftime lead and held on from there.
- **Javon Small** scored a game-high 24 points and freshman **Eric Dailey Jr.** posted his first career double-double with 13 points and 11 rebounds for the Cowboys, who trailed 28-27 after **Bryce Thompson's** layup at the 6:36-mark but missed their last nine field goal attempts of the half.
- **Ryan Kalkbrenner** (16 pts, 12 reb) scored seven points during Creighton's pivotal run. **Baylor Scheierman** (21 pts) and **Trey Alexander** (20) also had big nights for the Bluejays, one of the nation's most-prolific three-point shooting teams. They made 7-of-12 threes in the first half and 10-of-19 overall to finish at 52.7% from the field.
- OSU made 7-of-16 threes but just 18-of-46 from inside the arc in a 40% shooting effort.
- The Cowboys won the second half, 36-32. They pulled to within a dozen points on five different occasions but could get no closer.

CREIGHTON (6-1)

##	Name	Pts	FG	3pt	FT	TR	PF	A	TO	B	S	MP
01	Steven Ashworth*	17	6-9	4-5	1-1	2	2	5	1	0	1	37
11	Ryan Kalkbrenner*	16	6-15	1-3	3-4	12	2	2	3	2	0	32
13	Mason Miller*	0	0-0	0-0	0-0	2	1	1	1	0	0	7
23	Trey Alexander*	20	7-12	1-3	5-8	7	1	3	1	0	2	36
55	Baylor Scheierman*	21	8-16	3-7	2-2	8	2	0	1	0	2	38
00	Jasen Green	0	0-0	0-0	0-0	0	0	0	0	0	0	3
05	Francisco Farabello	0	0-0	0-0	0-0	1	2	1	1	0	0	8
33	Fredrick King	2	1-2	0-0	0-0	3	2	0	1	0	0	18
41	Isaac Traudt	3	1-1	1-1	0-0	1	1	1	0	0	0	21
TEAM												
TOTALS												

	FG	%	3Pt	%	FT	%
1st Half	16-27	59%	7-12	58%	8-11	73%
2nd Half	13-28	46%	3-7	43%	3-4	75%
Game	29-55	52.7%	10-19	52.6%	11-15	73.3%


OKLAHOMA STATE (3-4)

##	Name	Pts	FG	3pt	FT	TR	PF	A	TO	B	S	MP
01	Bryce Thompson*	7	3-8	1-2	0-0	0	4	0	1	0	0	21
02	Eric Dailey Jr.*	13	4-6	2-3	3-5	11	2	2	0	0	1	33
05	Quion Williams*	4	2-5	0-0	0-0	4	1	1	0	1	0	30
12	Javon Small*	24	8-17	3-4	5-5	5	0	4	3	0	1	35
23	Brandon Garrison*	6	3-8	0-0	0-0	5	4	0	1	2	1	18
04	Jarius Hicklen	3	1-2	1-2	0-0	2	0	0	1	0	0	14
14	Jamyron Keller	2	1-2	0-1	0-0	1	2	1	0	0	0	13
21	Justin McBride	0	0-1	0-1	0-0	0	0	0	0	0	0	1
32	Mike Marsh	6	3-9	0-0	0-1	0	2	0	2	0	0	19
51	John-Michael Wright	0	0-4	0-3	0-0	0	0	1	0	0	0	16
TEAM												
TOTALS												

	FG	%	3Pt	%	FT	%
1st Half	12-32	38%	3-9	33%	2-4	50%
2nd Half	13-30	43%	4-7	57%	6-7	86%
Game	25-62	40.3%	7-16	43.8%	8-11	72.7%

Officials: James Breeding, Ron Groover, Pat Driscoll
 Attendance: 6,309 | OSU led for 4:47. CU led for 32:12, Tied for 3:01
 Times tied: 2 Lead Changes: 1 | Largest Lead: CU by 18, OSU by 6
 Start time: 8:02 p.m. CT | Duration: 1:55 | Technical Fouls: None

Points	Paint	Off TO	2nd Ch	F Brk	Bench	Pts/Pos
Creighton	28	10	9	2	5	1.18
OSU	32	13	12	10	11	0.97

GAME 8

Oklahoma St 68
Southern Illinois 70
 Dec. 5, 2023 | TV: CBSSN
 Carbondale, Ill. (SIU Arena)

	1st	2nd	Score
Oklahoma State	34	34	- 68
Southern Illinois	34	36	- 70

- OSU missed two potential game-winning shots in the final six seconds of a road loss at SIU.
- **Xavier Johnson** tallied a game-high 32 points for SIU, which hosted to a major conference foe on its home floor for the first time in 15 years.
- **Javon Small** scored 25 points and **Quion Williams** and **Brandon Garrison** grabbed 10 rebounds apiece for the Cowboys who trailed by 10 near the 11:00-mark of the second half before rallying behind the three-point shooting of **Jarius Hicklen** (12 pts, 4/8 3pt).
- **Clarence Rupert's** three-point play gave SIU the lead, 69-66, with 28 seconds left, but a Saluki technical foul for taunting with 17 seconds gave OSU two free throws and the ball. Small sank them both but his driving layup in the closing seconds missed the mark, as did Williams' follow.
- OSU finished +19 on the glass (43-24) and grabbed offensive rebounds on more than half of its own misses (20 of 38) but managed just 15 second-chance points.
- Helped by a 7-of-15 three-point effort, SIU shot 47% to OSU's 39.4% and outscored the visitors 17-9 at the foul line.

OKLAHOMA STATE (3-5)

##	Name	Pts	FG	3pt	FT	TR	PF	A	TO	B	S	MP
01	Bryce Thompson*	6	3-13	0-5	0-0	1	1	0	0	0	1	31
02	Eric Dailey Jr.*	5	2-7	0-2	1-2	4	3	2	1	1	0	23
05	Quion Williams*	10	5-9	0-1	0-0	10	2	1	1	0	1	29
12	Javon Small*	25	7-15	3-6	8-8	2	2	4	2	1	1	35
23	Brandon Garrison*	4	2-5	0-0	0-1	10	2	0	3	2	1	22
04	Jarius Hicklen	12	4-9	4-8	0-0	1	2	0	0	0	0	22
13	Connor Dow	0	0-0	0-0	0-0	1	0	0	0	0	0	6
14	Jamyron Keller	4	2-5	0-1	0-0	4	2	2	1	0	0	13
32	Mike Marsh	2	1-3	0-0	0-0	4	2	3	2	1	0	17
51	John-Michael Wright	0	0-0	0-0	0-0	0	2	0	0	0	0	2
TEAM												
TOTALS												

	FG	%	3Pt	%	FT	%
1st Half	14-30	47%	3-10	30%	3-5	60%
2nd Half	12-36	33%	4-13	31%	6-6	100%
Game	26-66	39.4%	7-23	30.4%	9-11	81.8%

SOUTHERN ILLINOIS (6-2)

##	Name	Pts	FG	3pt	FT	TR	PF	A	TO	B	S	MP
00	Troy D'Amico*	2	1-4	0-1	0-0	3	4	2	1	1	0	31
04	Clarence Rupert*	13	5-10	0-1	3-5	5	1	2	3	0	0	31
10	Xavier Johnson*	32	9-22	1-5	13-15	3	3	5	3	0	2	36
24	Trent Brown*	12	4-5	4-5	0-0	1	0	1	2	0	0	38
30	Kenard Davis*	4	1-3	1-2	1-2	8	4	1	1	0	2	35
02	Scottie Ebube	2	1-2	0-0	0-0	2	3	1	1	0	0	8
25	Trey Miller	0	0-0	0-0	0-0	1	1	0	0	0	0	4
33	Jovan Stulic	5	2-3	1-1	0-0	1	2	0	0</			

Box Scores / Recaps

GAME 9

Tulsa 57
Oklahoma St 72
 Dec. 10, 2023 | TV: ESPN2
 Oklahoma City, Okla. (Paycom Center)

	1st	2nd	Score
Tulsa	26	31	- 57
Oklahoma State	35	37	- 72

- **Javon Small** scored 18 points and OSU rode a fast start to a neutral court win over Tulsa in the Battleground 2K23.
- The Cowboys won despite totaling more turnovers (28) than baskets (23). They committed just one in the first 9:00 while building leads of 17-3 and 21-5 but had 13 in the final 11:00 and 14 more after halftime.
- **PJ Haggerty** and **Tyshawn Archie** scored 13 points each and combined for nine of Tulsa's 19 steals – the most ever by an OSU opponent.
- The Cowboys atoned with a dominant defensive effort of their own, forcing 20 Tulsa turnovers while finishing +18 on the boards (41-23). They held the Golden Hurricane to 37% from the field, (3-of-20 from deep) and just four assists.
- OSU shot 48.9% and 8-of-20 from three.
- **Quion Williams** added a career-high 12 points on 5-of-6 shooting along with seven rebounds, four assists and three steals. He converted a three-point play with 5:32 left in the opening half to give OSU its largest lead (30-11).

TULSA (5-3)

##	Name	Pts	FG	3pt	FT	TR	PF	A	TO	B	S	MP
04	PJ Haggerty*	13	4-13	0-4	5-6	4	2	0	5	0	4	35
11	Isaiah Barnes*	2	0-1	0-1	2-4	1	1	0	2	0	2	19
12	Carious Williams*	11	5-6	1-1	0-4	1	1	0	0	1	1	28
15	Jared Garcia*	0	0-4	0-2	0-0	3	1	0	1	1	0	20
24	Cobe Williams*	12	3-10	1-4	5-8	2	5	1	5	0	3	24
00	Jesiah McWright	2	1-5	0-1	0-0	2	1	0	2	0	3	16
01	Matthew Reed	0	0-2	0-1	0-0	6	1	1	1	0	0	20
05	Jarred Hall	4	1-2	0-1	2-2	1	3	0	2	0	1	9
08	Tyshawn Archie	13	6-11	1-5	0-0	1	3	2	2	1	5	27
34	Mohamed Keita	0	0-0	0-0	0-0	1	1	0	0	0	0	3
TEAM						1	0	0				
TOTALS		57	20-54	3-20	14-20	23	18	4	20	3	19	

	FG	%	3Pt	%	FT	%
1st Half	9-26	35%	2-10	20%	6-8	75%
2nd Half	11-28	39%	1-10	10%	8-12	67%
Game	20-54	37.0%	3-20	15.0%	14-20	70.0%


OKLAHOMA STATE (4-5)

##	Name	Pts	FG	3pt	FT	TR	PF	A	TO	B	S	MP
01	Bryce Thompson*	7	3-8	1-5	0-0	2	2	2	6	0	1	24
02	Eric Dailey Jr.*	5	1-5	0-2	3-7	6	1	3	2	0	1	21
05	Quion Williams*	12	5-6	1-1	1-1	7	3	4	5	0	3	34
12	Javon Small*	18	3-8	2-5	10-13	6	1	2	5	0	1	31
23	Brandon Garrison*	6	3-4	0-0	0-0	7	4	1	4	0	1	18
04	Jarius Hicklen	4	1-1	1-2	0-0	2	0	0	0	0	0	14
13	Connor Dow	0	0-0	0-0	0-0	1	0	0	0	0	0	10
14	Jamyrion Keller	8	2-3	1-2	3-3	1	0	1	2	0	0	13
24	Isaiah Miranda	2	1-3	0-0	0-0	2	2	0	1	0	1	4
32	Mike Marsh	4	2-5	0-0	0-0	4	2	0	2	1	0	20
51	John-Michael Wright	6	2-4	2-4	0-0	0	1	2	0	0	1	11
TEAM						5	0	1				
TOTALS		72	23-47	8-20	18-26	41	18	15	28	1	9	

	FG	%	3Pt	%	FT	%
1st Half	15-22	59%	3-7	43%	6-10	60%
2nd Half	10-25	40%	5-13	38%	12-16	75%
Game	23-47	48.9%	8-20	40.0%	18-26	69.2%

Officials: Keith Kimble, Rick Crawford, Owen Shortt
 Start time: 5:30 p.m. CT | Duration: 2:11 Attendance: | OSU led for 38:56.
 Tied for 1:04 | Times tied: 0 Lead Changes: 0 | Largest Lead: OSU by 19
 Technical Fouls: Miranda, OSU (Class A) 9:59 1st; Hall, TLS (Class A) 9:59 1st, Garrison, OSU (Class A) 7:53 2nd, Miranda (Class B), 7:43 2nd

Points	Paint	Off TO	2nd Ch	F Brk	Bench	Pts/Pos
Tulsa	34	19	2	18	19	0.74
OSU	30	17	10	10	24	0.94

GAME 10

Oral Roberts 60
Oklahoma St 81
 Dec. 17, 2023 | TV: ESPN+
 Stillwater, Okla. (GIA)

	1st	2nd	Score
Oral Roberts	27	33	- 60
Oklahoma State	48	33	- 81

- OSU put away Oral Roberts early behind a dominant first half performance.
- **Quion Williams** and **Bryce Thompson** scored 13 apiece and freshman **Eric Dailey Jr.** added a double-double for the Cowboys, who shot 50%.
- **Javon Small** (8) and **Brandon Garrison** (6) combined for 14 of OSU's 24 assists on 31 baskets.
- Four of Small's assists came during a 17-2 run over the final 6:00 of the first half.
- The Cowboys led 48-27 at the intermission and by as many as 30 down the stretch.
- Eight different OSU players made at least one three-pointer in a 14-of-30 (.467) performance. Thompson was 4-of-9.
- **Issac McBride** finished with 14 points for ORU, which shot 39.3% from the field and committed a season-high 13 turnovers. The Golden Eagles had entered the day with the fourth-fewest turnovers nationally (8.7) and the 10th-most threes (10.8).

ORAL ROBERTS (4-6)

##	Name	Pts	FG	3pt	FT	TR	PF	A	TO	B	S	MP
02	Kareem Thompson*	8	2-9	2-4	2-2	7	1	2	5	0	2	36
10	Issac McBride*	14	6-16	2-4	0-0	4	1	1	2	0	0	32
14	Deshaj Weaver*	5	2-6	1-4	0-0	2	2	0	1	0	0	36
22	Josh Jones*	4	2-4	0-0	0-2	2	2	0	1	1	1	12
35	Jailen Bedford*	13	6-9	1-3	0-0	5	1	2	1	0	2	30
01	Braeden Moore	0	0-0	0-0	0-0	0	0	0	0	0	0	4
05	Cam Amboree	4	2-2	0-0	0-0	0	0	1	0	1	0	4
11	Pablo Navarro	5	1-1	0-0	3-3	1	0	0	0	0	0	4
20	Trey Phipps	2	0-2	0-0	2-2	1	1	1	0	0	0	13
23	Sir Issac Herron	3	1-6	0-0	1-3	1	1	1	0	0	0	18
32	Ashton Smith	2	0-1	0-0	2-2	2	0	0	1	0	1	10
TEAM						2	0	0				
TOTALS		60	22-56	6-15	10-14	29	10	6	13	1	8	

	FG	%	3Pt	%	FT	%
1st Half	11-28	39%	5-9	56%	0-3	00%
2nd Half	11-28	39%	1-6	17%	10-11	91%
Game	22-56	39.3%	6-15	40.0%	10-14	71.4%


OKLAHOMA STATE (5-5)

##	Name	Pts	FG	3pt	FT	TR	PF	A	TO	B	S	MP
01	Bryce Thompson*	13	4-11	4-9	1-2	2	1	4	1	0	1	24
02	Eric Dailey Jr.*	12	5-11	2-4	0-0	11	1	2	2	0	1	30
05	Quion Williams*	13	6-8	1-2	0-0	3	1	1	2	0	0	28
12	Javon Small*	7	2-5	2-4	1-2	4	1	8	1	0	1	25
23	Brandon Garrison*	8	4-6	0-0	0-0	9	0	6	2	0	0	19
04	Jarius Hicklen	6	2-7	2-6	0-0	1	0	1	0	0	1	16
13	Connor Dow	0	0-0	0-0	0-0	1	2	0	0	0	0	6
14	Jamyrion Keller	7	3-4	1-2	0-0	0	0	1	0	0	0	14
15	Carson Sager	0	0-2	0-1	0-0	0	0	0	0	0	0	2
21	Justin McBride	0	0-0	0-0	0-0	0	1	0	1	0	1	3
24	Isaiah Miranda	6	2-3	1-1	1-2	5	2	0	0	0	0	10
32	Mike Marsh	6	2-3	0-0	2-2	0	3	1	2	0	0	10
35	Weston Church	0	0-1	0-0	0-0	1	0	0	0	0	0	2
51	John-Michael Wright	3	1-1	1-1	0-0	0	1	0	0	0	1	10
TEAM						1	0	0				
TOTALS		81	31-62	14-30	5-8	38	13	24	11	0	6	

	FG	%	3Pt	%	FT	%
1st Half	18-33	55%	8-15	53%	4-6	67%
2nd Half	13-29	45%	6-15	40%	1-2	50%
Game	31-62	50.0%	14-30	46.7%	5-8	62.5%

Officials: Doug Sirmons, Bert Smith, Chase Shaw
 Attendance: 6,170 | OSU led for 38:35. Tied for 1:25
 Times tied: 0 Lead Changes: 0 | Largest Lead: OSU by 30
 Start time: 4:01 p.m. CT Duration: 1:46 Technical Fouls: None

Points	Paint	Off TO	2nd Ch	F Brk	Bench	Pts/Pos
Oral Roberts	24	16	6	10	16	0.88
OSU	34	19	8	15	28	1.19

GAME 11

Wofford 70
Oklahoma St 76
 Dec. 20, 2023 | TV: ESPN+
 Stillwater, Okla. (GIA)


	1st	2nd	Score
Wofford	35	35	- 70
Oklahoma State	37	39	- 76

- OSU hit 15 threes in a win over Wofford.
- **Bryce Thompson** made 5-of-7 from deep on his way to a team-high 19 points and **Javon Small** made 4-of-7 for 14 points.
- Small also finished with five assists -- three of them during a 7-0 OSU run that pushed a 67-64 lead out to double digits with 1:00 to play.
- **Quion Williams** packaged seven rebounds, four steals and seven assists.
- **Corey Tripp** scored 16 of his 24 after halftime for Wofford, which trailed by 13 early before rallying to take the lead early in the second half.
- With Wofford's defense clogging the interior, OSU took more than half of its shots from the perimeter but knocked down 15-of-33 (.455).
- The Terriers outshot their hosts 49.2% to 45.9% and outscored them 46-14 in the paint but made just 6-of-21 threes.
- Neither side missed a free throw (a first in the 80+ years that OSU has kept box scores). OSU went 5-for-5 and Wofford 4-for-4.

WOFFORD (6-6)

##	Name	Pts	FG	3pt	FT	TR	PF	A	TO	B	S	MP
00	Jackson Stivills*	5	2-3	1-2	0-0	6	0	0	1	0	2	26
02	Dillon Bailey*	2	1-9	0-4	0-0	4	2	4	3	0	1	25
05	Chase Martin*	5	2-4	1-3	0-0	4	2	1	2	0	1	25
10	Corey Tripp*	24	11-21	0-6	2-2	3	2	3	2	0	3	30
14	Kyler Filewich*	16	7-13	0-0	2-2	11	1	3	1	2	0	30
01	Chase Cormier	9	3-3	3-3	0-0	1	0	0	1	0	0	18
11	Quentin Meza	5	2-2	1-1	0-0	1	1	2	1	0	1	19
24	Belal El Shakery	2	1-3	0-0	0-0	1	1	0	1	0	1	10
30	Anthony Arrington	0	0-1	0-1	0-0	1	1	0	0	0	0	5
32	Jeremy Lorenz	2	1-2	0-1	0-0	1	0	0	1	0	0	12
TEAM						3	0	0				
TOTALS		70	30-61	6-21	4-4	35	11	12	14	4	6	200

Box Scores / Recaps

GAME 12

South Carolina St 70
Oklahoma St 86
 Dec. 31, 2023 | TV: ESPN+
 Stillwater, Okla. (GIA)

	1st	2nd	Score
South Carolina State	34	36	- 70
Oklahoma State	38	48	- 86

- **Bryce Thompson** scored 17 points and **Brandon Garrison** and **Quion Williams** posted double-doubles to help OSU shake loose from South Carolina State in a New Year's Eve matinee.
- Knotted at 38 near the 19:00-mark of the second half, OSU mounted a 19-2 run to pull away.
- The Cowboys turned the ball over 23 times against SCSU's pressure defense but also exploited it for easy looks, shooting 53.6% from the field with help from seven dunks. They also knocked down 13-of-27 (.481) threes, led by Thompson's 4-of-9 effort.
- Williams finished with a career-high 16 points on 6-of-8 shooting and gathered 10 rebounds.
- Garrison set his own personal best with 11 points to go with 10 boards and three blocks.
- **Eric Dailey Jr.** scored all 11 of his points after halftime, including back-to-back dunks to cap OSU's run. The latter made it a 57-41 lead with 13:11 to play. He added another at the 4:37-mark to give the Cowboys their largest lead at 22.

SOUTH CAROLINA STATE (4-12)

##	Name	Pts	FG	3pt	FT	TR	PF	A	TO	B	S	MP
02	Jordan Simpson*	16	6-13	1-2	3-3	2	1	0	2	0	4	23
03	Michael Teal*	6	2-8	0-2	2-2	3	0	2	1	0	3	23
05	Raquan Brown*	6	2-5	1-3	1-1	3	1	0	0	0	2	20
13	Drayton Jones*	12	3-10	0-0	6-7	7	4	1	2	2	2	27
42	Dallas James*	2	1-1	0-0	0-0	3	3	0	0	1	1	7
00	Omar Croskey	8	3-12	2-7	0-0	3	2	0	1	0	4	23
04	Caleb McCarty	1	0-1	0-0	1-2	3	2	2	0	0	0	27
11	Wilson Dubinsky	8	3-5	2-4	0-1	1	0	0	0	0	0	17
12	Mitchell Taylor	9	4-12	0-1	1-2	5	2	4	1	0	3	17
14	John Seay-Oliver	2	1-1	0-0	0-0	0	0	0	2	0	0	1
24	Shaman Alston	0	0-3	0-0	0-0	2	0	0	1	0	0	15
TEAM						3	0	0				
TOTALS		70	25-71	6-19	14-18	34	16	9	13	3	18	

	FG	%	3Pt	%	FT	%
1st Half	14-33	42%	4-8	50%	2-2	100%
2nd Half	11-38	29%	2-11	18%	12-16	75%
Game	25-71	35.2%	6-19	31.6%	14-18	77.8%

OKLAHOMA STATE (7-5)

##	Name	Pts	FG	3pt	FT	TR	PF	A	TO	B	S	MP
01	Bryce Thompson*	17	5-11	4-9	3-5	4	1	3	1	1	2	33
02	Eric Dailey Jr.*	11	5-8	1-2	0-0	4	1	1	3	0	0	22
05	Quion Williams*	16	6-8	1-2	3-3	10	2	1	3	0	3	32
12	Javon Small*	12	3-6	2-4	4-4	6	1	5	4	1	0	33
23	Brandon Garrison*	11	4-7	0-0	3-6	10	4	4	1	3	1	24
04	Jarius Hicklen	9	3-6	3-6	0-0	2	0	1	2	0	0	17
13	Connor Dow	0	0-0	0-0	0-0	0	0	0	2	0	0	4
14	Jamyron Keller	2	1-4	0-1	0-0	2	1	2	2	0	0	10
15	Carson Sager	0	0-0	0-0	0-0	0	0	0	1	0	0	1
21	Justin McBride	3	1-1	1-1	0-2	1	0	1	0	1	1	4
32	Mike Marsh	2	1-3	0-0	0-0	3	4	1	0	0	0	11
35	Weston Church	0	0-0	0-0	0-0	0	0	0	1	0	0	1
51	John-Michael Wright	3	1-2	1-2	0-0	0	1	2	1	0	0	8
TEAM						3	0	1				
TOTALS		86	30-56	13-27	13-20	45	15	21	23	6	8	

	FG	%	3Pt	%	FT	%
1st Half	12-27	44%	7-15	47%	7-9	78%
2nd Half	18-29	62%	6-12	50%	6-11	55%
Game	30-56	53.6%	13-27	48.1%	13-20	65.0%

Officials: Gerry Pollard, Rick Crawford, Bert Smith
 Start time: 2 p.m. CT | Duration: 2:03 | Attendance: 7,210 |
 OSU led for 34:01. SCSU led for 3:48 | Times tied: 5 | Lead Changes: 10 |
 Largest Lead: OSU by 22, SCSU by 2 | Technical Fouls: None

Points	Paint	Off TO	2nd Ch	F Brk	Bench	Pts/Pos
S. Carolina St.	32	20	25	11	28	0.92
OSU	34	13	18	17	19	1.13

GAME 13

Chicago St 53
Oklahoma St 72
 Jan. 3, 2024 | TV: ESPN+
 Stillwater, Okla. (GIA)

	1st	2nd	Score
Chicago State	25	28	- 53
Oklahoma State	43	29	- 72

- **Bryce Thompson** scored 13 points and **Eric Dailey Jr.** and **Javon Small** added 12 apiece to lead OSU to its fifth straight victory.
- The Cowboy defense set the tone, holding the Chicago State to 29.0% from the field.
- CSU's **Wesley Cardet**, the NCAA leader in points coming in, managed just five on 2-of-11 shooting.
- The Cowboys shot 48.1% and held a 43-31 advantage on the boards.
- Dailey grabbed nine rebounds and **Brandon Garrison** added four blocks to his growing total.
- The Cowboys forced 13 straight Cougar misses during an early 15-0 run that pushed their lead to 24-6 with just over 12:00 remaining in the first half.
- **Quion Williams** delivered a pair of highlight reel dunks during that stretch, including a one-hand alley-oop from Dailey.
- OSU scored the first seven points of the second half to build its largest lead of the night (50-25) with 17:00 to play.

CHICAGO STATE (7-14)

##	Name	Pts	FG	3pt	FT	TR	PF	A	TO	B	S	MP
01	Wesley Cardet*	5	2-11	1-2	0-0	2	1	3	3	0	0	29
12	Brent Davis*	0	0-4	0-1	0-0	1	3	0	0	0	1	17
15	Noble Crawford*	8	4-9	0-3	0-0	5	1	0	0	0	2	26
22	Cameron Jernigan*	2	0-4	0-0	2-2	3	1	0	0	0	0	13
24	Jahsean Corbett*	20	7-15	2-4	4-4	7	1	0	4	0	3	35
00	Greg Spate	4	1-3	1-2	2-2	0	1	0	0	0	0	9
02	Deshawn Jean-Charles	4	1-2	1-1	1-2	1	2	0	1	0	0	14
10	A.J. Neal	6	1-6	0-2	4-4	2	2	0	0	1	0	19
13	Tristan Armeaud	2	1-4	0-2	0-0	2	0	1	1	0	1	20
14	Alex Raiford	0	0-0	0-0	0-0	0	0	0	0	0	0	3
23	Teshaund Cole	2	1-4	0-0	0-2	3	2	0	0	0	0	15
TEAM						3	0	0				
TOTALS		53	18-62	5-17	12-16	31	13	5	9	1	7	

	FG	%	3Pt	%	FT	%
1st Half	9-34	26%	4-10	40%	3-3	100%
2nd Half	9-28	32%	1-7	14%	9-13	69%
Game	18-62	29.0%	5-17	29.4%	12-16	75.0%


OKLAHOMA STATE (8-5)

##	Name	Pts	FG	3pt	FT	TR	PF	A	TO	B	S	MP
01	Bryce Thompson*	13	4-11	2-7	3-3	2	1	0	2	0	0	33
02	Eric Dailey Jr.*	12	4-8	1-3	3-4	9	3	3	1	1	2	29
05	Quion Williams*	7	3-5	1-2	0-0	5	1	2	5	1	1	29
12	Javon Small*	12	4-10	2-6	2-2	7	1	3	1	0	1	30
23	Brandon Garrison*	6	2-2	0-0	2-2	5	3	1	2	4	1	19
04	Jarius Hicklen	3	1-3	1-2	0-0	0	2	0	0	0	0	11
13	Connor Dow	0	0-1	0-1	0-0	1	0	0	0	0	0	5
14	Jamyron Keller	2	1-3	0-1	0-0	3	0	1	1	0	0	11
15	Carson Sager	0	0-1	0-0	0-2	1	1	0	0	0	0	1
21	Justin McBride	6	3-3	0-0	0-0	2	0	0	0	0	0	5
32	Mike Marsh	4	2-3	0-0	0-0	1	0	1	0	0	0	12
35	Weston Church	2	1-2	0-1	0-0	0	0	0	0	0	0	1
51	John-Michael Wright	5	1-2	1-2	2-2	2	0	2	0	0	0	14
TEAM						5	0	2				
TOTALS		72	26-54	8-25	12-15	43	12	12	15	6	5	

	FG	%	3Pt	%	FT	%
1st Half	15-26	58%	6-12	50%	7-7	100%
2nd Half	11-28	39%	2-13	15%	5-8	63%
Game	26-54	48.1%	8-25	32.0%	12-15	80.0%

Officials: Marques Pettigrew, Brooks Wells, Owen Shortt
 Attendance: 5,142 | OSU led for 38:27. CSU led for 0:41
 Times tied: 1 | Lead Changes: 1 | Largest Lead: OSU by 25, CSU by 2
 Start time: 6:01 p.m. CT | Duration: 1:56 | Technical Fouls: OSU, Garrison

Points	Paint	Off TO	2nd Ch	F Brk	Bench	Pts/Pos
Chicago St.	24	15	6	4	18	0.80
OSU	32	8	10	19	22	1.09

GAME 14

18/18 Baylor 75 ot
Oklahoma St 70
 Jan. 6, 2024 | TV: ESPN+
 Stillwater, Okla. (GIA)


	1st	2nd	OT	Score
18/18 Baylor	31	29	15	75
Oklahoma State	27	33	10	70

- Despite a career-high 20 points from freshman **Brandon Garrison**, OSU saw its five-game winning streak come an end with an overtime loss to Baylor in the Big 12 opener for both sides.
- Garrison made all seven field goal attempts and each of his six free throws while gathering eight rebounds and four blocks.
- **Javon Small** added 17 points and **Bryce Thompson** tallied 15.
- **RayJ Dennis** had 18 points for Baylor, which came in shooting a nation-best 44.8% from three but made just 2-of-15 against the Cowboys.
- OSU took a 60-56 with lead with less than 2:00 to play in regulation after Garrison converted two flagrant foul free throws and scored on an alley-oop from Small. However, Dennis answered on the next possession with a four-point play to tie the game at 60.
- Neither side scored again in regulation. Dennis missed twice in the last 15 seconds, including a game-winning jumper ahead of the horn.
- The lead changed hands five times in overtime before **Jalen Bridges** sank two free throws with a minute left to put Baylor ahead 71-69.

BAYLOR (12-2, 1-0)

##	Name	Pts	FG	3pt	FT	TR	PF	A	TO	B	S	MP
02	Jayden Nunn*	4	2-5	0-1	0-0	2	4	1	1	0	1	23
04	Ja'Kobe Walter*	7	2-11	1-5	2-2	6	2	1	0	1	1	38
10	RayJ Dennis*	18	8-20	1-3	1-1	5	5	4	2	0	2	38
11	Jalen Bridges*	10	4-14	0-5	2-2	7	2	1	2	0	1	37
21	Yves Missi*	13	6-9	0-0	1-3	10	2	1	0	0	3	30
01	Miro Little	0	0-0	0-0	0-0	3	0	0	0	0	0	7
13	Langston Love	17	6-11	0-1	5-6	2	3	0	0	0	0	14
15	Josh Ojjanwuna	6	3-3	0-0	0-0	4	2	2	0	2	0	15
33	Caleb Lohner	0	0-0	0-0	0-0	0	0	0	0	0	0	3
TEAM						1	0	0				
TOTALS		75	31-73	2-15	11-14	40	20	8	7	1	9	

Box Scores / Recaps

GAME 15

Oklahoma St 73
Texas Tech 90
 Jan. 9, 2024 | TV: ESPN+
 Lubbock, Texas (United Supermarkets Arena)

	1st	2nd	Score
Oklahoma State	31	42	- 73
rv/rv Texas Tech	40	50	- 90

- Hot-shooting Texas Tech connected on 59.3% from the field, including 62% after halftime to put away OSU.
- Pop Isaacs** led a group of five double-figures with 24 points on 4-of-8 three-point shooting.
- Bryce Thompson** scored a team-high 17 points on 7-of-11 shooting and **Javon Small** and **John-Michael Wright** added 15 and 14 each for OSU, which finished at 47.3% and hit 9-of-25 from deep.
- The Cowboys made nine of their first 12 shots, capped by dunks from **Brandon Garrison** and **Quion Williams**, to grab a 20-11 lead near the 12:00-mark before missing their next eight attempts.
- Texas Tech capitalized with a 19-2 run, flipping a nine point deficit into a nine-point halftime lead, 40-31.
- OSU scored 42 second-half points on 52% shooting but fell further behind after Tech put up 50 on 62%. The Red Raiders led by as many as 21 midway through the half.
- The Cowboys matched their season low with nine turnovers but forced just four.

OKLAHOMA STATE (8-7, 0-2)

##	Name	Pts	FG	3pt	FT	TR	PF	A	TO	B	S	MP
01	Bryce Thompson*	17	7-11	1-3	2-4	3	2	3	1	0	0	39
02	Eric Dailey Jr.*	6	3-6	0-3	0-0	5	2	0	0	0	0	20
05	Quion Williams*	5	2-8	0-2	1-4	6	3	1	0	1	0	25
12	Javon Small*	15	5-13	2-7	3-3	3	2	2	2	0	0	35
23	Brandon Garrison*	4	2-3	0-0	0-1	5	0	0	1	0	0	33
04	Jarius Hicklen	6	2-3	2-3	0-0	1	0	1	0	0	0	17
13	Connor Dow	3	1-1	1-1	0-0	0	0	0	0	0	0	3
14	Jamyrion Keller	0	0-0	0-0	0-0	0	0	0	0	0	0	1
21	Justin McBride	0	0-0	0-0	0-0	1	1	0	0	0	0	3
32	Mike Marsh	3	1-2	0-0	1-1	2	2	0	0	0	0	7
51	John-Michael Wright	14	3-8	3-6	5-6	1	4	0	1	0	0	18
TEAM			2		0		1					
TOTALS		73	26-55	9-25	12-19	29	17	5	9	1	1	

	FG	%	3Pt	%	FT	%
1st Half	13-30	43%	3-12	25%	2-2	100%
2nd Half	13-25	52%	6-13	46%	10-17	59%
Game	26-55	47.3%	9-25	36.0%	12-19	63.2%

TEXAS TECH (13-2, 2-0)

##	Name	Pts	FG	3pt	FT	TR	PF	A	TO	B	S	MP
02	Pop Isaacs*	24	9-17	4-8	2-3	5	2	4	0	0	0	34
05	Darrion Williams*	14	6-12	0-1	2-3	9	1	4	0	0	0	33
06	Joe Toussaint*	13	3-9	0-1	7-8	2	4	2	0	0	2	29
22	Warren Washington*	16	7-10	0-0	2-2	4	2	5	1	2	1	33
24	Kerwin Walton*	16	7-8	2-2	0-1	5	1	1	1	0	1	33
00	Chance McMillan	5	2-2	1-1	0-0	1	4	0	1	0	1	25
01	Lamar Washington	0	0-0	0-0	0-0	0	2	0	1	0	0	7
25	Robert Jennings	2	1-1	0-0	0-0	0	2	1	0	0	0	7
TEAM			4		0		0					
TOTALS		90	35-59	7-13	13-17	30	18	17	4	2	5	

	FG	%	3Pt	%	FT	%
1st Half	14-25	56%	3-6	50%	9-11	82%
2nd Half	21-34	62%	4-7	57%	4-6	67%
Game	35-59	59.3%	7-13	53.8%	13-17	76.5%

Officials: Keith Kimble, Rick Crawford, Bret Smith
 Start time: 7 p.m. CT | Duration: 2:00 | Attendance: 14,362
 OSU led for 12:53, TT led for 26:40 | Times tied: 0 Lead Changes: 1
 Largest Lead: OSU by 9 (14:51 1h), TT by 21 (9:49 2h) | Technical Fouls: None

Points	Paint	Off TO	2nd Ch	F Brk	Bench	Pts/Pos
OSU	24	4	10	4	26	1.11
Texas Tech	46	11	7	6	7	1.36

GAME 16

Oklahoma St 42
Iowa St 66
 Jan. 13, 2024 | TV: ESPN2
 Ames, Iowa (Hilton Coliseum)

	1st	2nd	Score
Oklahoma State	26	16	- 42
rv/rv Iowa State	37	29	- 66

- Getting to Ames wasn't easy. Neither was facing Iowa State's elite defense.
- An ISU team that ranked among top-5 nationally in scoring defense and takeaways held the Cowboys to 42 points on 31.9% shooting and forced 20 turnovers.
- Eric Dailey Jr.** scored 12 points on 4-of-7 shooting for OSU, which made it into town just three hours before tipoff following a series of travel delays tied to severe winter weather.
- Tamin Lipsey** scored a game-high 17 points to help ISU defeat the Cowboys at Hilton Coliseum for the first time since 2020.
- OSU jumped to leads of 12-6 and 15-10 near the 12:00-mark of the first half before running out of steam. ISU scored the next 12 points during a 23-5 run. The Cowboys made just 5-of-22 shots (.227) after halftime and trailed by as many as 24 down the stretch.
- Brandon Garrison** grabbed a team-high eight rebounds, **Quion Williams** recorded three steals and **Javon Small** and **Jarius Hicklen** each made a pair of threes.

OKLAHOMA STATE (8-8, 0-3)

##	Name	Pts	FG	3pt	FT	TR	PF	A	TO	B	S	MP
01	Bryce Thompson*	7	3-8	1-3	0-2	2	4	0	5	0	0	25
02	Eric Dailey Jr.*	12	4-7	1-2	3-4	4	3	1	1	0	0	19
05	Quion Williams*	0	0-4	0-2	0-0	5	2	4	3	1	3	27
12	Javon Small*	8	3-11	2-6	0-0	4	0	2	4	1	1	34
23	Brandon Garrison*	1	0-2	0-0	1-3	8	3	1	3	0	0	33
04	Jarius Hicklen	6	2-3	2-3	0-0	0	1	1	0	0	1	15
13	Connor Dow	0	0-2	0-2	0-0	2	1	0	0	0	0	11
14	Jamyrion Keller	1	0-1	0-1	1-2	0	1	0	0	0	0	7
21	Justin McBride	2	1-3	0-2	0-1	0	0	0	0	0	0	5
32	Mike Marsh	0	0-1	0-0	0-0	2	0	1	0	0	0	7
51	John-Michael Wright	5	2-5	1-3	2-2	0	1	0	2	1	1	15
TEAM			5		0		1					
TOTALS		42	15-47	7-24	5-14	32	16	10	20	3	6	

	FG	%	3Pt	%	FT	%
1st Half	10-25	40%	6-14	43%	0-1	00%
2nd Half	5-22	23%	1-10	10%	5-13	38%
Game	15-47	31.9%	7-24	29.2%	5-14	35.7%


IOWA STATE (13-3, 2-1)

##	Name	Pts	FG	3pt	FT	TR	PF	A	TO	B	S	MP
00	Tre King*	11	4-8	1-3	2-2	7	3	0	2	2	1	29
03	Tamin Lipsey*	17	5-12	0-2	7-8	3	3	4	0	0	5	30
10	Keshon Gilbert*	6	3-7	0-2	0-0	1	3	5	2	0	1	20
12	Robert Jones*	6	3-5	0-0	0-0	4	2	0	0	0	0	22
22	Milan Momcivovic*	12	5-10	2-5	0-1	6	3	2	2	0	0	33
01	Jackson Paveletzke	0	0-1	0-0	0-0	0	0	0	1	0	1	6
04	Demarion Watson	0	0-1	0-0	0-0	4	1	0	0	1	0	9
05	Curtis Jones	2	1-5	0-3	0-0	2	1	5	1	0	3	30
24	Hason Ward	12	6-9	0-0	0-0	5	2	0	1	0	2	38
33	Omaha Biliew	0	0-0	0-0	0-0	1	0	0	0	0	0	1
TEAM			2		0		0					
TOTALS		66	27-58	3-15	9-11	35	18	16	9	3	13	

	FG	%	3Pt	%	FT	%
1st Half	16-33	48%	0-4	00%	5-7	71%
2nd Half	11-25	44%	3-11	27%	4-4	100%
Game	27-58	46.6%	3-15	20.0%	9-11	81.8%

Officials: Kipp Kissinger, Amy Bonner, Christopher Merl
 Attendance: 14,267 | OSU led for 11:09 ISU led for 28:33
 Times tied: 0 Ld Changes: 1 | Largest: OSU by 6 (14:15 1h), ISU by 24 (6:31 2h)
 Start time: 7:15 p.m. CT | Duration: 1:52 | Technical Fouls: None

Points	Paint	Off TO	2nd Ch	F Brk	Bench	Pts/Pos
OSU	16	7	6	5	14	0.66
Iowa St.	42	20	6	4	14	1.03

GAME 17

3/4 Kansas 90
Oklahoma St 66
 Jan. 16, 2024 | TV: ESPN
 Stillwater, Okla. (GIA)

	1st	2nd	Score
3/4 Kansas	48	42	- 90
Oklahoma State	33	33	- 66

- Bryce Thompson** scored his 1,000th collegiate point but it wasn't enough to keep pace with third-ranked Kansas' high-flying offense.
- Led by 21 points from **Hunter Dickinson** and **Kevin McCullar Jr.**'s 18 points and eight assists, the Jayhawks shot 62.1% from the field, helped by a 20-3 edge on fast break points and a 46-24 advantage in the paint.
- OSU made a season-high 18 free throws on 24 attempts but hit just 38.5% from the field.
- Thompson, who played his freshman season at Kansas, entered the night with 986 points and added 20 more to his total.
- Jarius Hicklen** and **Brandon Garrison** added 10 points each and **Javon Small** handed out seven assists.
- The Jayhawks built leads of 25-10 and 37-17 in the first half after sinking 17 of their first 24 shots.
- Thompson beat the halftime buzzer with a three for OSU to trim the deficit to 48-33, but the Jayhawks launched another 12-0 volley early in the second half to put the game out of reach.

KANSAS (15-2, 3-1)

##	Name	Pts	FG	3pt	FT	TR	PF	A	TO	B	S	MP
01	Hunter Dickinson*	21	9-14	0-2	3-5	7	3	2	2	2	0	30
03	Dajuan Harris Jr.*	11	4-6	0-0	3-4	2	2	3	1	0	3	31
10	Johnny Furphy*	15	5-6	3-4	2-2	7	1	2	0	2	0	33
15	Kevin McCullar Jr.*	18	7-14	1-4	3-3	6	1	8	3	0	1	35
24	K.J. Adams Jr.*	16	8-10	0-0	0-0	4	3	5	2	1	0	34
11	Jamari McDowell	0	0-0	0-0	0-0	0	1	0	0	0	0	3
13	Elmarko Jackson	2	1-3	0-1	2-1	1	1	2	0	1	1	12
20	Michael Jankovich	3	1-2	1-2	0-0	0	0	0	0	0	0	2
23	Parker Braun	2	0-1	0-0	2-2	3	4	0	0	0	2	10
25	Nicolas Timberlake	2	1-2	0-0	0-0	2	1	0	0	0	2	8
TEAM			1		0		1					
TOTALS		90	36-58	5-13	13-18	33	17	21	11	7	7	

	FG	%	3Pt	%	FT	%
1st Half	21-31	68%	4-7	57%	2-2	100%
2nd Half	15-27	56%	1-6	17%	11-16	69%
Game	36-58	62.1%	5-13	38.5%	13-18	72.2%

OKLAHOMA STATE (8-9, 0-4)

##	Name	Pts	FG	3pt	FT	TR	PF	A	TO	B	S	MP
01	Bryce Thompson*	20	5-11	3-7	7-8	1	4	2	1	0	2	30
02	Eric Dailey Jr.*	9	4-5	0-0	1-2	1	3	0	4	0	0	21
05	Quion Williams*	6	2-3	1-1	1-2	5	2	0				

Box Scores / Recaps

GAME 18

Oklahoma St **66**
Kansas St **70**
 Jan. 20, 2024 | TV: ESPN+
 Manhattan, Kan. (Bramlage Coliseum)

	1st	2nd	Score
Oklahoma State	35	31	- 66
rv/rv Kansas State	31	39	- 70

- K-State erased a 10-point deficit over the final 10 minutes to deny OSU its first Big 12 win.
- Freshman **Eric Dailey Jr.** matched his career-high with 15 points and **Javon Small** stuffed the box score with 11 points, eight rebounds, five assists and five steals.
- Small's three-pointer gave the Cowboys their largest lead of the night, 54-44 near the midway point of the second half, but K-State rallied behind **Arthur Kaluma** (23 points) and **Cam Carter**, who scored 12 of his 15 after halftime.
- Small's layup tied the game at 66 with just under a minute to go, but K-State quickly answered.
- With 25 seconds left and the shot clock down to 1.2 seconds, **Tyler Perry** lobbed a baseline inbound pass to Carter for an alley-oop layup and a 68-66 Wildcat lead.
- OSU finished with 13 steals and 17 takeaways but committed 17 turnovers of its own, the last with 11 seconds to go.
- K-State shot 52% and logged 20 assists on 25 baskets. OSU held a 31-25 advantage on the glass by limiting the Cats to just three offensive rebounds.

OKLAHOMA STATE (8-10, 0-5)

##	Name	Pts	FG	3pt	FT	TR	PF	A	TO	B	S	MP
01	Bryce Thompson*	7	2-8	1-6	2-4	3	4	0	4	0	2	27
12	Javon Small*	11	4-10	2-5	1-2	8	3	5	5	0	5	37
13	Connor Dow*	6	2-6	1-4	1-2	3	0	2	2	0	1	19
23	Brandon Garrison*	5	2-3	0-0	1-2	3	4	2	0	1	2	16
02	Eric Dailey Jr.	15	6-10	0-1	3-3	3	2	2	2	0	1	23
04	Jarius Hicklen	6	2-3	2-3	0-0	3	0	0	1	0	0	19
05	Quion Williams	3	1-3	0-1	1-3	4	3	2	2	0	0	22
32	Mike Marsh	2	0-2	0-0	2-2	0	0	0	0	0	1	7
TEAM						3	0			1		
TOTALS		66	22-53	9-27	13-20	31	17	15	17	1	13	

	FG	%	3Pt	%	FT	%
1st Half	12-28	43%	6-14	43%	5-7	71%
2nd Half	10-25	40%	3-13	23%	8-13	62%
Game	22-53	41.5%	9-27	33.3%	13-20	65.0%

KANSAS STATE (14-4, 4-1)

##	Name	Pts	FG	3pt	FT	TR	PF	A	TO	B	S	MP
01	David N'Guessan*	5	2-3	1-1	0-0	5	4	2	1	0	2	24
02	Tyler Perry*	9	2-6	1-4	4-5	0	2	5	2	0	2	30
05	Cam Carter*	15	5-9	3-7	2-2	4	3	2	4	0	0	37
13	Will McNair Jr.*	10	5-6	0-0	0-0	5	3	2	1	1	0	25
24	Arthur Kaluma*	23	7-12	3-5	6-9	7	2	4	5	2	3	38
03	Dorian Finister	0	0-2	0-1	0-0	0	0	1	1	0	0	7
04	Dai Dai Ames	4	2-5	0-1	0-0	1	0	2	2	0	1	15
08	R.J. Jones	2	1-4	0-3	0-0	1	0	0	0	0	0	11
15	Taj Manning	0	0-0	0-0	0-0	0	0	0	0	0	0	2
20	Jerrrell Colbert	2	1-1	0-0	0-0	1	4	2	1	1	2	11
TEAM						1	0			0		
TOTALS		70	25-48	8-22	12-16	25	18	20	17	4	10	

	FG	%	3Pt	%	FT	%
1st Half	13-26	50%	4-14	29%	1-3	33%
2nd Half	12-22	55%	4-8	50%	11-13	85%
Game	25-48	52.1%	8-22	36.4%	12-16	75.0%

Officials: Marques Pettigrew, Darron George, Randal Anders
 Start time: 6 p.m. CT | Duration: 2:11 | Attendance: 10,247
 OSU led for 23:52, KSU led for 14:26 | Times tied: 5 | Lead Changes: 6
 Largest Lead: OSU by 10 (10:13 2h), KSU by 6 (16:47 1h) | Technicals: None

Points	Paint	Off To	2nd Ch	F Brk	Bench	Pts/Pos
OSU	18	11	6	10	26	0.94
K-State	32	13	5	6	8	1.00

GAME 19

TCU **74**
Oklahoma St **69**
 Jan. 24, 2024 | TV: ESPN2
 Stillwater, Okla. (GIA)

	1st	2nd	Score
rv/rv TCU	33	41	- 74
Oklahoma State	37	32	- 69

- OSU grabbed a 17-point first half lead but couldn't hang onto it.
- **John-Michael Wright** led a group of four double-figure scorers with 16 points and **Javon Small** added 15 points and seven assists.
- Four of Small's dimes came during an early 18-2 run that helped the Cowboys to a 33-16 start, but TCU spanned halftime with its own 23-4 run and took the lead for good with another 12-2 push late in the second half.
- OSU pulled to within 72-69 after **Jarius Hicklen's** free throws with 1:00 left and had the ball with a chance to tie when TCU's **Micah Peavy** missed the front end of a 1-and-1 with 31 seconds left. Instead, Small was whistled for a charge and the Frogs made two free throws for the final margin.
- **Emanuel Miller** had 21 points and 11 rebounds for TCU, which made just 3-of-15 threes but converted 27-of-42 from inside the arc (.643) to finish at 52.6%.
- The Cowboys shot 41.2% and hit 10-of-27 from deep (.370). They committed only five turnovers and held the national leader in fast break points (22.2) to less than half of its average (10).

TCU (14-5, 3-3)

##	Name	Pts	FG	3pt	FT	TR	PF	A	TO	B	S	MP
00	Micah Peavy*	16	7-11	0-1	2-4	5	3	1	1	0	1	34
02	Emanuel Miller*	21	8-15	1-2	4-7	11	2	4	1	0	0	40
03	Avery Anderson III*	15	6-9	1-3	2-2	3	4	4	1	1	1	28
08	Ernest Udeh Jr.*	0	0-1	0-0	0-0	7	4	1	0	0	0	13
11	Trevian Tenyton*	5	2-9	1-7	0-0	2	2	0	1	0	0	32
04	Jameer Nelson Jr.	3	1-3	0-1	1-1	2	0	0	2	0	0	16
05	Chuck O'Bannon Jr.	3	1-1	0-0	1-2	1	0	0	0	1	1	9
12	Xavier Cork	9	4-4	0-0	1-2	3	1	0	3	2	0	13
21	Jakobe Coles	2	1-4	0-1	0-0	2	2	1	0	0	0	13
44	Essam Mostafa	0	0-0	0-0	0-0	0	1	0	0	0	0	2
TEAM						2	0			0		
TOTALS		74	30-57	3-15	11-18	38	19	11	9	4	3	

	FG	%	3Pt	%	FT	%
1st Half	15-34	44%	0-8	00%	3-6	50%
2nd Half	15-23	65%	3-7	43%	8-12	67%
Game	30-57	52.6%	3-15	20.0%	11-18	61.1%


OKLAHOMA STATE (8-11, 0-6)

##	Name	Pts	FG	3pt	FT	TR	PF	A	TO	B	S	MP
01	Bryce Thompson*	9	3-10	1-5	2-2	2	3	1	1	0	1	34
12	Javon Small*	15	4-9	3-5	4-6	5	3	7	1	0	0	35
13	Connor Dow*	0	0-2	0-2	0-0	1	1	0	0	0	0	21
23	Brandon Garrison*	2	1-2	0-0	0-0	3	4	1	0	1	0	11
02	Eric Dailey Jr.	16	4-8	3-6	5-7	2	3	0	2	0	1	30
04	Jarius Hicklen	13	6-10	0-0	1-3	4	3	1	1	0	0	29
02	John-Michael Wright*	12	3-10	3-9	3-4	2	0	0	0	0	1	28
05	Quion Williams	2	0-0	0-0	2-2	0	1	0	0	0	0	3
32	Mike Marsh	0	0-0	0-0	0-0	3	0	0	0	0	0	9
TEAM						6	0			0		
TOTALS		69	21-51	10-27	17-24	28	18	10	5	1	3	

	FG	%	3Pt	%	FT	%
1st Half	13-26	50%	5-12	42%	6-9	67%
2nd Half	8-25	32%	5-15	33%	11-15	73%
Game	21-51	41.2%	10-27	37.0%	17-24	70.8%

Officials: Doug Sirmons, Kelly Self, Chris Paci
 Attendance: 6,017 | OSU led for 22:03, TCU led for 12:03
 Times tied: 11 | Largest OSU by 18 (5:58 1h), TCU by 5 (6:19 2h)
 Start time: 8:10 p.m. CT | Duration: 2:12 | Technical Fouls: None

Points	Paint	Off To	2nd Ch	F Brk	Bench	Pts/Pos
TCU	46	6	7	10	17	1.17
OSU	20	13	6	5	27	1.10

GAME 20

West Virginia **66**
Oklahoma St **70**
 Jan. 27, 2024 | TV: ESPN+
 Stillwater, Okla. (GIA)

	1st	2nd	Score
West Virginia	33	33	- 66
Oklahoma State	32	38	- 70

- **Javon Small** hit a go-ahead three with 53 seconds left and OSU held for its first Big 12 win.
- **Brandon Garrison** matched his career-high with 20 points to go with four steals and four assists.
- Small claimed his second double-double with 15 points, 12 rebounds and seven assists.
- OSU outscored WVU 20-8 at the foul line (16-3 after halftime) and limited WVU to just three second-chance points.
- WVU connected on 10-of-22 threes, led by **Kerr Kriisa** (21 points on 6-of-8) and **Quinn Slazinski** (18 on 4-of-6).
- OSU made just 8-of-27 from deep (.296) but connected on each of its last three attempts to erase a 61-54 deficit over the final 5:11. **John-Michael Wright** and **Bryce Thompson** hit on back-to-back to cap an 8-0 Cowboy run.
- **Akok Akok's** free throws gave WVU its final lead, 66-64 with 1:12 to go, but OSU scored the last six points, beginning with Small's go-ahead triple.
- Garrison forced a steal and made two free throws, then Thompson grabbed a missed three and converted one more for the final margin.

WEST VIRGINIA (7-13, 2-5)


##	Name	Pts	FG	3pt	FT	TR	PF	A	TO	B	S	MP
02	Kobe Johnson*	2	1-3	0-1	0-0	1	3	5	1	0	0	19
03	Kerr Kriisa*	21	6-9	6-8	3-3	5	5	1	2	0	1	29
13	Akok Akok*	6	2-4	0-2	2-2	2	0	0	1	1	0	18
21	Raequan Battle*	2	1-6	0-2	0-0	3	1	0	5	0	2	27
24	Pat Suemnick*	2	1-2	0-0	0-0	2	2	1	0	0	1	14
01	Noah Farrakhan	9	4-12	0-1	1-2	7	3	3	0	0	0	23
07	Jesse Edwards	4	1-3	0-0	2-5	4	2	0	0	0	2	16
09	Ofri Naveh	0	0-1	0-0	0-0	1	0	0	0	0	0	5
11	Quinn Slazinski	18	7-12	4-6	0-0	3	1	1	2	1	0	29
14	Seth Wilson	2	1-3	0-1	0-0	0	0	0	0	0	0	13
22	Josiah Harris	0	0-1	0-1	0-0	0	1	0	1	0	1	7
TEAM						1	0			0		
TOTALS		66	24-56	10-22	8-12	29	18	11	12	2	7	

	FG	%	3Pt	%	FT	%
1st Half	12-25	48%	4-9	44%	5-7	71%
2nd Half	12-31	39%	6-13	46%	3-5	60%
Game	24-56	42.9%	10-22	45.5%	8-12	66.7%

OKLAHOMA STATE (9-11, 1-6)

##	Name	Pts	FG	3pt	FT	TR	PF	A	TO	B	S	MP
01	Bryce Thompson*	8	2-9	1-3	3-4	1	2	0	2	0		

Box Scores / Recaps

GAME 21
 **Oklahoma St** **54**
8/9 Kansas **83**
 Jan. 30, 2024 | TV: ESPN
 Lawrence, Kan. (Allen Fieldhouse)

	1st	2nd	Score
Oklahoma State	26	28	- 54
8/9 Kansas	44	39	- 83

- OSU's **John-Michael Wright** and **Kansas' Hunter Dickinson** both reached 2,000 collegiate points on the same night at Allen Fieldhouse.
- Wright needed 10 coming in and finished with 16 on 4-of-10 three-point shooting. His milestone came on a triple with 16:33 remaining.
- Dickinson had 16 points and 11 boards for KU, which shot 57.6% and held a 44-14 edge in the paint. **KJ Adams** added 16 on 7-of-7 shooting.
- KU played without leading scorer **Kevin McCullar** but hardly missed a beat. OSU struggled to do the same after losing **Bryce Thompson** to a shoulder injury less than 5:00 in.
- OSU trailed 12-10 following **Javon Small's** three at the 14:53-mark, but KU reeled off seven straight makes to pull away.
- The Jayhawks led 33-15 after a 15-for-20 start and maintained that margin into halftime. A late second-half push upped it to as many as 31.
- OSU shot 29.3% from the field. **Brandon Garrison** finished with 11 points and **Connor Dow** grabbed a career-high seven rebounds.

OKLAHOMA STATE (9-12, 1-7)

##	Name	Pts	FG	3pt	FT	TR	PF	A	TO	B	S	MP
01	Bryce Thompson*	0	0-1	0-1	0-0	0	0	2	0	0	0	5
12	Javon Small*	8	3-10	2-8	0-0	0	0	2	2	0	1	31
13	Connor Dow*	0	0-4	0-4	0-0	7	3	1	0	1	1	29
23	Brandon Garrison*	11	3-8	0-0	5-9	5	3	1	3	0	2	28
51	John-Michael Wright*	16	4-13	4-10	4-5	2	1	1	1	0	0	34
02	Eric Dailey Jr.	4	2-7	0-0	2-2	3	2	1	1	0	1	15
04	Jarius Hicklen	3	1-5	1-3	0-0	3	1	0	1	0	0	19
05	Quion Williams	4	1-3	0-0	2-2	6	2	0	0	0	0	19
14	Jamyrion Keller	3	1-3	0-2	1-1	0	0	0	0	0	1	9
21	Justin McBride	5	2-2	1-1	0-0	1	1	0	1	0	0	5
32	Mike Marsh	0	0-2	0-0	0-0	1	1	0	1	0	0	5
TEAM						2	0					
TOTALS		54	17-58	8-29	12-19	30	14	8	10	1	6	

	FG	%	3Pt	%	FT	%
1st Half	8-28	29%	5-14	36%	5-6	83%
2nd Half	9-30	30%	3-15	20%	7-13	54%
Game	17-58	29.3%	8-29	27.6%	12-19	63.2%

KANSAS (17-4, 5-3)

##	Name	Pts	FG	3pt	FT	TR	PF	A	TO	B	S	MP
01	Hunter Dickinson*	16	8-14	0-1	0-0	11	3	2	1	1	1	28
03	Dajuan Harris*	12	5-9	2-3	0-0	3	1	7	1	0	1	30
10	Johnny Furphy*	11	4-7	1-3	2-4	6	2	2	0	1	0	32
13	Elmarko Jackson*	10	4-8	2-2	0-0	2	2	1	2	0	0	26
24	K.J. Adams Jr.*	16	7-7	0-0	2-2	2	2	6	2	1	2	31
11	Jamari McDowell	6	2-3	1-2	1-1	3	0	1	0	1	0	10
12	Wildner Evers	2	1-1	0-0	0-0	1	0	0	0	0	0	2
20	Michael Jankovich	3	1-1	1-1	0-0	0	0	0	0	0	0	4
22	Dillon Wilhite	0	0-0	0-0	0-0	0	0	0	0	0	0	2
23	Parker Braun	0	0-1	0-1	0-0	6	1	1	3	0	1	10
25	Nicolas Timberlake	7	2-8	1-5	2-2	6	1	2	1	0	2	24
TEAM						1	0					
TOTALS		83	34-59	8-18	7-9	41	12	22	10	4	7	

	FG	%	3Pt	%	FT	%
1st Half	18-28	64%	5-10	50%	3-4	75%
2nd Half	16-31	52%	3-8	38%	4-5	80%
Game	34-59	57.6%	8-18	44.4%	7-9	77.8%

Officials: Bert Smith, Roger Ayers, Chance Moore
 Start time: 8:11 p.m. CT | Duration: 1:48 | Attendance: 16,300
 KU led for 39:44 | Times tied: 0 | Lead Changes: 0
 Largest Lead: KU by 31 (0:35 2h) | Technicals: None

Points	Paint	Off TO	2nd Ch	F Brk	Bench	Pts/Pos
OSU	14	12	2	7	19	0.79
Kansas	44	9	2	15	18	1.22

GAME 22
 **Kansas St** **72**
Oklahoma St **75**
 Feb. 3, 2024 | TV: ESPN+
 Stillwater, Okla. (GIA)

	1st	2nd	Score
Kansas State	27	45	- 72
Oklahoma State	29	46	- 75

- Javon Small** led a group of five double-figure scorers with 18 points and **Quion Williams** recorded a double-double for OSU, which grabbed the lead with a 12-0 run just before halftime and maintained it with a 59% second half shooting performance.
- Small was 3-of-5 from deep, and dished out seven assists. Williams scored a career-high 17 to go with 10 boards.
- With senior guard **Bryce Thompson** sidelined, freshman **Jamyrion Keller** stepped up with 12 points in 24 minutes. He scored just four points in 26 minutes in eight previous Big 12 games.
- Wright's three-pointer with just over 19:00 to play snapped a 29-all tie, and the Cowboys played from in front the rest of the way.
- Taylor Perry** scored all 19 of his points in the second half on five three-pointers for the Wildcats, who kept pace but could never overtake. Keller split a pair of free throws with 12 seconds left to make it 75-72 and OSU avoided overtime when K-State missed a pair of off-balance threes on its final possession.

KANSAS STATE (14-8, 4-5)

##	Name	Pts	FG	3pt	FT	TR	PF	A	TO	B	S	MP
02	Taylor Perry*	19	6-15	5-9	2-2	3	2	4	5	0	0	38
04	Dai Dai Ames*	0	0-2	0-0	0-0	1	3	0	0	0	0	15
05	Cam Carter*	17	7-12	3-6	0-0	4	3	5	2	0	3	39
20	Jerrell Colbert*	2	1-4	0-0	0-0	4	1	0	1	0	0	15
24	Arthur Kaluma*	14	6-11	0-3	2-3	5	1	1	1	1	1	30
01	David N'Gueassan	3	1-3	0-0	1-2	1	2	0	0	0	1	14
03	Dorian Finister	5	2-4	1-3	0-0	4	1	1	3	0	0	15
08	R.J. Jones	0	0-3	0-2	0-0	0	1	1	0	0	0	8
13	Will McNair Jr.	12	6-7	0-0	0-0	9	3	0	1	1	0	25
15	Taj Manning	0	0-1	0-1	0-0	0	0	0	0	0	0	1
TEAM						5	0		2			
TOTALS		72	29-62	9-24	5-7	36	17	12	15	2	5	

	FG	%	3Pt	%	FT	%
1st Half	11-30	37%	3-11	27%	2-3	67%
2nd Half	18-32	56%	6-13	46%	3-4	75%
Game	29-62	46.8%	9-24	37.5%	5-7	71.4%


OKLAHOMA STATE (10-12, 2-7)

##	Name	Pts	FG	3pt	FT	TR	PF	A	TO	B	S	MP
05	Quion Williams*	17	6-13	1-2	4-5	10	1	3	1	0	0	35
12	Javon Small*	18	5-10	3-5	5-6	5	2	7	2	0	1	37
13	Connor Dow*	0	0-3	0-2	0-0	0	1	0	0	1	0	8
23	Brandon Garrison*	10	5-9	0-0	0-1	4	1	2	3	3	1	31
51	John-Michael Wright*	10	3-9	2-7	2-2	3	1	2	1	1	0	38
02	Eric Dailey Jr.	3	1-2	1-1	0-0	1	1	0	1	0	1	5
04	Jarius Hicklen	0	0-4	0-4	0-0	1	1	0	1	2	11	
14	Jamyrion Keller	12	4-6	1-3	3-4	4	2	3	2	0	0	24
21	Justin McBride	3	1-2	1-2	0-0	0	2	0	0	0	0	6
32	Mike Marsh	2	1-1	0-0	0-0	0	0	0	0	0	0	5
TEAM						3	0		1			
TOTALS		75	26-59	9-26	14-18	31	12	17	11	6	5	

	FG	%	3Pt	%	FT	%
1st Half	10-32	31%	3-14	21%	6-7	86%
2nd Half	16-27	59%	6-12	50%	8-11	73%
Game	26-59	44.1%	9-26	34.6%	14-18	77.8%

Officials: Keith Kimble, Bret Smith, Chris Pacsi
 Attendance: 7,623 | OSU led for 22:07 KSU led for 15:30
 Times tied: 2 | Lead Changes: 1 | Largest: OSU by 9 (14:20 2h), KSU by 8 (14:15 1h)
 Start time: 1:01 p.m. CT | Duration: 2:09 | Technical Fouls: None

Points	Paint	Off TO	2nd Ch	F Brk	Bench	Pts/Pos
K-State	32	13	20	13	20	1.06
OSU	32	16	11	12	20	1.10

GAME 23
 **Oklahoma St** **63**
5/5 Houston **79**
 Feb. 6, 2024 | TV: ESPN2
 Houston, Texas (Fertitta Center)

	1st	2nd	Score
Oklahoma State	21	42	- 63
5/5 Houston	40	39	- 79


- OSU hung 42 second-half points on the nation's top-ranked defense, but it wasn't nearly enough.
- Houston, the national leader in scoring defense (54.0), field goal percentage defense (.369) and turnover margin (+7.6) won its 18th straight at home behind 23 points from **Jamal Sheard**.
- Javon Small** scored 18 points on 12-of-14 free throw shooting and **John-Michael Wright** added 13 for OSU, which trailed 40-21 at halftime and by as many as 29 before rallying in the final 8:00.
- UH outscored OSU 44-16 in the paint and 24-12 off of turnovers to win the first Big 12 era meeting between the schools.
- OSU committed 11 of its 17 turnovers in the first half while hitting just 6-of-19 shots. Five of those giveaways came during a 12-0 UH run that pushed a one-point lead out to double-figures.
- UH scored the last seven first-half points and went on another 16-4 spurt early in the second following head coach **Kelvin Sampson's** ejection.
- OSU made eight of its last 12 shots to finish at 40.5% and sank a season-high 24 free throws on 37 attempts.

OKLAHOMA STATE (10-13, 2-8)

##	Name	Pts	FG	3pt	FT	TR	PF	A	TO	B	S	MP
05	Quion Williams*	4	1-4	0-2	2-4	0	1	1	3	1	1	34
12	Javon Small*	18	3-6	0-2	12-14	5	3	2	4	0	0	31
13	Connor Dow*	3	1-1	1-1	0-0	1	0	1	0	1	1	18
23	Brandon Garrison*	9	2-4	0-0	5-6	7	2	0	2	0	1	24
51	John-Michael Wright*	13	4-14	3-10	2-5	2	2	0	1	0	1	33
02	Eric Dailey Jr.	6	2-3	1-1	1-1	4	2	0	2	1	1	14
04	Jarius Hicklen	2	1-2	0-0	0-0	1	0	1	0	0	0	10
14	Jamyrion Keller	5	2-5	0-2	1-2	1	2	1	1	0	1	19
21	Justin McBride	3	1-3	0-2	1-5	3	1	0	0	0	1	6
32	Mike Marsh	0	0-0	0-0	0-0	1	2	0	2	0	0	10
TEAM						4	0		2			
TOTALS		63	17-42	5-21	24-37	28	16	5	17	3	7	

	FG	%	3Pt	%	FT	%
1st Half	6-19	32%	2-9	22%	7-15	47%
2nd Half	11-23	48%	3-12	25%	17-22	77%
Game	17-42	40.5%	5-21	23.8%	24-37	64.9%

Box Scores / Recaps

GAME 24

Oklahoma St 62
Oklahoma 66
 Feb. 10, 2024 | TV: ESPN+
 Norman, Okla. (Lloyd Noble Center)

	1st	2nd	Score
Oklahoma State	26	36	- 62
rv/rv Oklahoma	31	35	- 66

- Oklahoma finished on a 14-6 run to win the first of two Bedlam Series matchups.
- Javon Small** scored 17 points and **Quion Williams** (12 pts, 10 reb) secured his fourth double-double for OSU, which took a 56-52 lead with less than 5:00 to play but missed its next five shots.
- Jalon Moore** scored five of his team-high 15 points for OU during a pivotal 9-0 run.
- OSU had a chance to tie the game with less than 10 seconds left, down three, but **Rivaldo Soares** came up with a game-saving steal, stripping Small from behind on his way to the basket.
- An OU team that entered the night ranked among the top-10 nationally in three-point defense held OSU to 3-of-17 from deep and 31% overall from the field.
- The Cowboys hung around anyway by making 21-of-28 free throws, including 7-of-8 off technical and flagrant fouls. They won the turnover battle 12-6 and limited OU to two offensive rebounds.
- OU shot 45.7% including 9-of-23 from distance.

OKLAHOMA STATE (10-14, 2-9)

##	Name	Pts	FG	3pt	FT	TR	PF	A	TO	B	S	MP
12	Javon Small*	17	5-16	1-4	6-7	6	1	3	2	1	1	37
51	John-Michael Wright*	13	2-12	2-6	7-9	4	3	0	0	0	0	38
05	Quion Williams*	12	4-9	0-3	4-4	10	4	0	0	1	2	32
23	Brandon Garrison*	6	2-5	0-0	2-3	7	4	0	1	0	1	18
13	Connor Dow*	0	0-0	0-0	0-0	0	0	0	0	0	0	8
14	Jamyron Keller	8	3-10	0-3	2-4	3	3	0	0	0	1	26
32	Mike Marsh	4	2-3	0-0	2-1	3	3	1	1	0	1	12
02	Eric Dailey Jr.	2	1-4	0-0	0-0	5	4	1	0	0	0	16
04	Jarius Hicklen	0	0-2	0-1	0-0	1	1	1	0	0	1	10
21	Justin McBride	0	0-0	0-0	0-0	0	0	0	0	0	0	3
TM	TEAM											
	Totals	62	19-61	3-17	21-28	39	23	6	6	2	7	

	FG	%	3Pt	%	FT	%
1st Half	7-32	21.9%	2-11	18.2%	10-11	90.9%
2nd Half	12-29	41.4%	1-6	16.7%	11-17	64.7%
Game	19-61	31.1%	3-17	17.6%	21-28	75.0%

OKLAHOMA (18-6, 6-5)

##	Name	Pts	FG	3pt	FT	TR	PF	A	TO	B	S	MP
14	Jalon Moore*	15	5-9	1-3	4-5	8	3	0	2	4	1	31
12	Milos Uzan*	8	3-5	1-2	1-2	4	0	7	3	0	0	34
02	Javian McCollum*	7	1-7	1-6	4-4	2	2	2	2	1	0	31
03	Otega Oweh*	5	2-4	0-1	1-2	4	4	0	3	1	0	14
10	Sam Godwin*	2	0-1	0-0	2-2	4	5	1	1	0	0	11
00	Le'Tre Darthard	9	3-4	3-4	0-1	4	0	0	0	1	0	27
05	Rivaldo Soares	8	3-6	1-3	1-4	5	1	2	1	1	2	30
01	John Hugley IV	7	3-6	1-1	0-2	2	2	0	0	1	0	12
45	Luke Northweather	5	1-4	1-3	2-2	1	1	3	0	0	0	10
TM	TEAM											
	Totals	66	21-46	9-23	15-24	34	18	15	12	9	3	

	FG	%	3Pt	%	FT	%
1st Half	11-25	44.0%	6-14	42.9%	3-5	60.0%
2nd Half	10-21	47.6%	3-9	33.3%	12-19	63.2%
Game	21-46	45.7%	9-23	39.1%	15-24	62.5%

Officials: Gary Maxwell, Marques Pettigrew, Amy Bonner
 Start time: 6:01 p.m. CT | Duration: 2:19 | Attendance: 11,456
 OU led for 22:29, OSU led for 7:03 | Times tied: 10 | Lead Changes: 8
 Largest Lead: OU by 7 (4:25 1h), OSU by 4 (14:51 2h)
 Technicals: OU -- Moore (2:49 1h), Oweh (17:24 2h), Godwin (16:39 2h)

Points	Paint	Off TO	2nd Ch	F Brk	Bench	Pts/Pos
OSU	30	12	6	5	14	
Oklahoma	24	3	5	9	29	

GAME 25

 19/17 **BYU** 83
Oklahoma St 93
 Feb. 17, 2024 | TV: ESPN+
 Stillwater, Okla. (GIA)

	1st	2nd	Score
19/17 BYU	34	49	- 83
Oklahoma State	49	44	- 93

- Jamyron Keller's** 19th birthday couldn't have been more perfect. The freshman made his first career start and all eight of his field goal attempts to help OSU upset 19th-ranked BYU.
- Keller (4/4 3pt, 2/2 FT) set new career-highs for points (22) and minutes (37:49).
- Fellow freshman **Brandon Garrison** added 21 points on 7-of-8 shooting. He drew nine fouls and knocked down 7-of-12 free throws.
- Quion Williams** (15 points), **Javon Small** (14) and **John-Michael Wright** (13) also finished in double-figures for OSU, which knocked off a top-25 foe for the first time in five tries.
- The five starters combined for all the OSU points during a 27-15 start and 85 of the 93 total.
- BYU came in averaging a nation-best 11.6 threes but shot a season-low 22.9%. The Cougars made just 2-of-16 in the first half and 8-of-35 total.
- The Cowboys shot a season-best 59.6% from the field (11-of-22 from long range). They led 49-34 after an 8-for-14 first-half effort.
- BYU cut a 20-point lead to single digits with 4:26 to play before Keller stepped up with a three-point play. OSU made 13-of-18 free throws over the last 4:00 to keep the Cougars at bay.

BYU (18-7, 6-6)

##	Name	Pts	FG	3pt	FT	TR	PF	A	TO	B	S	MP
00	Noah Waterman*	7	2-5	1-4	2-2	5	2	0	0	0	1	27
20	Spencer Johnson*	5	2-4	1-2	0-0	3	2	1	1	0	1	21
21	Trevin Knell*	16	6-14	2-8	2-2	2	3	2	0	0	0	27
30	Dalain Hall*	12	4-10	3-8	1-2	6	3	4	5	0	1	35
50	Aly Khalifa*	4	2-7	0-2	0-0	3	3	1	1	1	0	17
01	Trey Stewart	0	0-0	0-0	0-0	1	0	1	0	1	0	3
02	Jaxson Robinson	14	4-13	1-8	5-6	3	3	3	0	1	1	28
15	Richie Saunder	8	4-8	0-3	0-0	5	3	1	0	0	1	19
45	Foussygni Traore	17	7-10	0-0	3-3	4	2	1	0	0	1	21
TM	TEAM											
	Totals	83	31-71	8-35	13-15	36	22	13	8	2	7	

	FG	%	3Pt	%	FT	%
1st Half	13-33	39%	2-16	13%	6-7	86%
2nd Half	18-38	47%	6-19	32%	7-8	88%
Game	31-71	43.7%	8-35	22.9%	13-15	86.7%


OKLAHOMA STATE (11-14, 3-9)

##	Name	Pts	FG	3pt	FT	TR	PF	A	TO	B	S	MP
05	Quion Williams*	15	5-9	0-0	5-5	4	0	4	1	0	1	35
12	Javon Small*	14	4-8	2-5	4-4	4	1	6	4	1	0	33
14	Jamyron Keller*	22	8-8	4-4	2-2	5	3	2	2	0	2	37
23	Brandon Garrison*	21	7-8	0-0	7-12	5	1	2	1	1	2	27
51	John-Michael Wright*	13	4-8	3-7	2-4	3	1	0	0	0	0	29
02	Eric Dailey Jr.	2	1-6	0-1	0-2	4	1	1	1	0	0	18
04	Jarius Hicklen	6	2-5	2-5	0-0	2	2	0	0	0	0	17
32	Mike Marsh	0	0-0	0-0	0-0	0	0	0	0	0	0	2
TM	TEAM											
	Totals	93	31-52	11-22	20-29	30	11	16	9	2	5	

	FG	%	3Pt	%	FT	%
1st Half	19-51	61%	8-14	57%	3-5	60%
2nd Half	12-21	57%	3-8	38%	17-24	71%
Game	31-52	59.6%	11-22	50.0%	20-29	69.0%

Officials: Keith Kimble, Bret Smith, Alexander Thompson
 Attendance: 7,360 | OSU led for 38:19
 Times tied: 3 | Lead Changes: 0 | Largest: OSU by 20 (12:43 2h)
 Start time: 1:01 p.m. CT | Duration: 2:07 | Technical Fouls: None

Points	Paint	Off TO	2nd Ch	F Brk	Bench	Pts/Pos
BYU	38	14	21	20	39	1.37
OSU	36	11	5	12	8	1.22

GAME 26

Oklahoma St 80
Cincinnati 76
 Feb. 21, 2024 | TV: ESPN+
 Cincinnati, Ohio (Fifth Third Arena)

	1st	2nd	Score
Oklahoma State	37	43	- 80
Cincinnati	32	44	- 76

- Javon Small** scored 19 points and OSU converted both ends of three different 1-and-1 opportunities in the final 20 seconds to secure its first road win.
- Jamyron Keller** (15 points), **Brandon Garrison** (14), **Quion Williams** (12) and **John-Michael Wright** (11) also scored in double-figures for the Cowboys. Williams grabbed eight rebounds and handed out eight of OSU's 20 assists.
- The Cowboys shot 55.6% from the field and sank 7-of-17 threes. They were 13-of-14 from the foul line with 11 straight makes in the final 4:00.
- Simas Lukosius** scored 17 for UC, which hit 50% of its shots but just 5-of-17 from deep.
- OSU trailed by five with 5:00 to play before rallying to take the lead on **Eric Dailey Jr.**'s three-pointer with 3:00 left.
- Small drained both ends of a 1-and-1 with 19 seconds left to push the Cowboy lead to three. Following a Bearcat basket, he did it again with 7 seconds remaining to make it 78-75.
- OSU fouled to deny a game-tying three. UC made the first free throw and intentionally missed the second, but Keller was there for the rebound and two more game-icing free throws.

OKLAHOMA STATE (12-14, 4-9)


##	Name	Pts	FG	3pt	FT	TR	PF	A	TO	B	S	MP
05	Quion Williams*	12	5-7	0-0	2-2	8	1	8	4	0	1	37
12	Javon Small*	19	7-15	1-7	4-4	2	2	3	6	1	2	36
14	Jamyron Keller*	15	4-8	2-3	5-5	2	3	3	0	1	0	36
23	Brandon Garrison*	14	6-8	0-0	2-2	4	3	3	3	0	2	29
51	John-Michael Wright*	11	4-9	3-6	0-0	1	2	0	0	0	0	37
02	Eric Dailey Jr.	9	4-7	1-1	0-1	3	1	1	0	0	1	14
04	Jarius Hicklen	0	0-0	0-0	0-0	0	0	0	0	0	0	9
32	Mike Marsh	0	0-0	0-0	0-0	0	2	0	0	0	0	2
TM	TEAM											
	Totals	80	30-54	7-17	13-14	26	14	20	13	1	7	

	FG	%	3Pt	%	FT	%
1st Half	17-29	59%	3-8	38%	0-1	00%
2nd Half	13-25	52%	4-9	44%	13-13	100%
Game	30-54	55.6%	7-17	41.2%	13-14	92.9%

CINCINNATI (16-10, 5-8)

##	Name	Pts	FG	3pt	FT	TR	PF	A	TO	B	S	MP
00	Dan Skillings Jr.*	9	3-10	1-3	2-4	10	4	3	4	1	1	34
01	Day Day Thomas*	10	3-9	1-3	3-4	0	2	2	1	0	2	26
15	John Newman III*	7	3-5	0-2	1-2	4	2	0	0	2	1	32
41	Simas Lukosius*	17	7-14	3-4	0-0	5	0	4	4	0	2	30
55	Aziz Bandoago*	7	3-3	0-0	1-1	6	4	0	0	2	2	23
02	Jizzle James	10	5-7	0-0	0-1	0	1	1	1	0	0	14
05	C.J. Fredrick	0	0-1									

Box Scores / Recaps

GAME 27

Oklahoma 84 *ot*
Oklahoma St 82
 Feb. 24, 2024 | TV: ESPN2
 Stillwater (GIA)

	1st	2nd	OT	Score
-/rv Oklahoma	30	42	12	84
Oklahoma State	38	34	10	82

- **Javian McCollum's** three-pointer at the buzzer gave Oklahoma dramatic 84-82 overtime win in the last Big 12 chapter of the Bedlam rivalry.
- **Quion Williams** (21), **Javon Small** (21) and **Eric Dailey Jr.** (20) all topped 20 points for the Cowboys, who lost despite shooting 57.4%.
- **Rivaldo Soares** had 20 points of his own to lead a group of five Sooners in double-figures.
- OU led for less than 5:00 but came out on top when McCollum, with his team trailing 82-81, dribbled out the last 12 seconds before launching a step back three from corner as time expired.
- OU made just over half of its field goal attempts (35-of-69, .507), including 23-of-36 (.639) after halftime to erase OSU's 38-30 lead.
- The Cowboys were 19-of-28 from the field in the final 25 minutes (.679) and committed just four turnovers but had difficulty generating stops with center **Brandon Garrison** in foul trouble.
- Small missed the front end of a 1-and-1 with 4 seconds left in regulation and the game tied at 72. **John-Michael Wright's** three put OSU in front 82-81 with 90 seconds to go in overtime.
- OU scored on 5 of 6 OT possessions and OSU converted 4 of 5.

OKLAHOMA (19-8, 7-7)

##	Name	Pts	FG	3pt	FT	TR	PF	A	TO	B	S	MP								
02	Javian McCollum*	14	5-16	2-9	2-2	2	1	2	1	0	1	38								
03	Otega Oweh*	16	8-10	0-1	0-1	3	2	0	4	0	1	30								
10	Sam Godwin*	4	2-5	0-0	0-0	2	3	0	0	0	1	23								
12	Milos Uzan*	14	6-15	1-7	1-1	2	1	2	2	0	1	40								
14	Jalon Moore*	11	5-10	0-1	1-3	14	4	0	1	1	0	33								
00	Le'Tre Darthard	0	0-0	0-0	0-0	1	1	0	0	0	0	19								
05	Rivaldo Soares	20	7-9	3-3	3-5	3	2	1	0	0	0	29								
45	Luke Northweather	5	2-4	1-3	0-0	4	2	1	0	1	0	13								
TEAM											1	0								
TOTALS											84	35-69	7-24	7-12	34	15	9	8	2	4

	FG	%	3Pt	%	FT	%
1st Half	12-33	36%	2-14	14%	4-6	67%
2nd Half	18-30	60%	4-9	44%	2-4	50%
3rd Half	5-6	83%	1-1	100%	1-2	50%
Game	35-69	50.7%	7-24	29.2%	7-12	58.3%

OKLAHOMA STATE (12-15, 4-10)

##	Name	Pts	FG	3pt	FT	TR	PF	A	TO	B	S	MP							
05	Quion Williams*	21	8-13	1-2	4-6	8	1	2	0	2	0	35							
12	Javon Small*	21	10-16	1-3	0-1	5	2	4	3	0	2	43							
14	Jamyrion Keller*	8	4-6	0-2	0-0	1	3	4	2	0	0	37							
23	Brandon Garrison*	6	3-5	0-0	0-0	2	5	1	1	0	1	17							
51	John-Michael Wright*	6	2-9	2-7	0-0	2	1	0	1	0	1	36							
02	Eric Dailey Jr.	20	8-10	1-1	3-4	9	1	4	2	0	1	35							
04	Jarius Hicklen	0	0-2	0-2	0-0	2	3	1	0	0	0	20							
32	Mike Marsh	0	0-0	0-0	0-0	0	0	0	0	0	0	2							
TEAM											3	0							
TOTALS											82	35-61	5-17	7-11	32	16	9	2	5

	FG	%	3Pt	%	FT	%
1st Half	16-33	48%	2-8	25%	4-5	80%
2nd Half	15-22	68%	2-7	29%	2-5	40%
3rd Half	4-6	67%	1-2	50%	1-1	100%
Game	35-61	57.4%	5-17	29.4%	7-11	63.6%

Officials: Gerry Pollard, Chris Pacsi, Bobby Bissant III
 Start time: 3:05 p.m. CT | Duration: 2:21 Attendance: 11,370
 OU led for 4:57, OSU led for 34:28 | Times tied: 8 Lead Changes: 7
 Largest Lead: OU by 3 (12:26 1h), OSU by 11 (5:53 1h) Technicals: None

Points	Paint	Off TO	2nd Ch	F Brk	Bench	Pts/Pos
Oklahoma	54	8	21	3	25	1.29
OSU	54	6	11	6	20	1.26

GAME 28

UCF 71
Oklahoma St 77
 Feb. 28, 2024 | TV: ESPN+
 Stillwater, Okla. (GIA)

	1st	2nd	Score
UCF	38	39	- 77
Oklahoma State	42	29	- 71

- UCF's depth won the day in a war of attrition.
- The teams combined for 54 fouls and 66 free throw attempts.
- **John-Michael Wright** scored a career-high 22 points on five three-pointers for OSU, which led 36-24 near the 5:00 mark of the first half before mounting foul trouble began to take its toll.
- Six Cowboys and five Knights were all saddled with at least two personals by halftime, at which point UCF had pulled to within 42-38. The visitors scored the first seven points of the second half and never trailed again.
- UCF out-rebounded the Cowboys 25-10 over the final 20:00 and outscored them 11-0 on second-chances.
- **Darius Johnson** had 15 points to lead UCF, which shot 42.3% from the field, 6-of-16 from three and 27-36 at the foul line.
- **Eric Dailey Jr.** (15 points), **Javon Small** (13 points) and **Brandon Garrison** (six rebounds) all fouled out for OSU, which shot 40.4% (5/20 3pt) and made 24-of-30 freebies.

UCF (15-12, 6-9)

##	Name	Pts	FG	3pt	FT	TR	PF	A	TO	B	S	MP								
02	Shemarri Allen*	14	2-4	0-0	10-12	4	2	2	1	0	2	32								
05	Darius Johnson*	15	4-11	1-5	6-7	5	3	1	2	0	2	35								
11	Ibrahima Diallo*	9	4-6	0-0	1-2	2	5	0	2	0	1	15								
21	C.J. Walker*	10	2-5	2-2	4-6	6	2	0	1	0	1	23								
24	Jaylin Sellers*	12	4-10	2-3	2-2	2	3	0	2	0	0	26								
01	Antwan Jones	4	1-2	0-1	2-4	2	1	1	1	0	0	12								
05	Omar Payne	4	2-4	0-1	0-0	3	4	0	5	1	0	12								
12	Demarr Langford Jr.	0	0-2	0-0	0-0	2	1	0	0	0	0	13								
13	Marchelus Avery	7	2-5	1-3	2-3	2	1	2	1	0	1	15								
31	Thierno Sylla	2	1-3	0-1	0-0	6	4	1	1	0	0	17								
TEAM											6	0	1							
TOTALS											77	22-52	6-16	27-36	40	26	7	17	1	7

	FG	%	3Pt	%	FT	%
1st Half	11-24	46%	3-9	33%	13-16	81%
2nd Half	11-28	39%	3-7	43%	14-20	70%
Game	22-52	42.3%	6-16	37.5%	27-36	75.0%


OKLAHOMA STATE (12-16, 4-11)

##	Name	Pts	FG	3pt	FT	TR	PF	A	TO	B	S	MP								
05	Quion Williams*	4	2-7	0-1	0-0	3	3	1	1	0	2	25								
12	Javon Small*	13	4-7	0-1	5-6	5	5	2	3	0	1	29								
14	Jamyrion Keller*	9	3-9	0-3	3-4	2	4	3	4	0	2	30								
23	Brandon Garrison*	4	1-5	0-0	2-4	6	5	2	1	3	0	26								
51	John-Michael Wright*	22	5-14	5-13	7-9	1	2	0	1	0	2	37								
02	Eric Dailey Jr.	15	4-6	0-1	7-7	4	5	0	1	0	1	25								
04	Jarius Hicklen	0	0-1	0-1	0-0	2	3	0	0	0	0	19								
13	Connor Dow	0	0-0	0-0	0-0	0	0	0	0	0	0	2								
21	Justin McBride	0	0-0	0-0	0-0	0	0	0	0	0	0	1								
32	Mike Marsh	4	2-3	0-0	0-0	2	1	0	1	0	0	6								
TEAM											2	0	0							
TOTALS											71	21-52	5-20	24-30	27	28	8	12	3	8

	FG	%	3Pt	%	FT	%
1st Half	13-30	43%	4-13	31%	12-13	92%
2nd Half	8-22	36%	1-7	14%	12-17	71%
Game	21-52	40.4%	5-20	25.0%	24-30	80.0%

Officials: Tony Padilla, Marques Pettigrew, Darron George
 Attendance: 5,044 | OSU led for 20:40, UCF led for 17:49
 Times tied: 1 Ld Changes: 1 | Largest: OSU by 12 (4:37 1h), UCF by 8 (9:43 2h)
 Start time: 7:01 p.m. CT Duration: 2:20 Technical Fouls: None

Points	Paint	Off TO	2nd Ch	F Brk	Bench	Pts/Pos
UCF	26	10	17	5	17	0.99
OSU	32	21	9	8	19	1.07

GAME 29

Oklahoma St 65
Texas 81
 Mar. 2, 2024 | TV: ESPN2
 Austin, Texas (Moody Center)

	1st	2nd	Score
Oklahoma State	36	29	- 65
Texas	45	36	- 81

- OSU bounced back from two early Texas runs but couldn't survive a third.
- **John-Michael Wright** scored 18 points, **Quion Williams** and **Javon Small** added 13 each to go with 11 from **Jamyrion Keller**.
- **Dylan Disu** had 17 points and **Max Abmas** sank his 500th career three-pointer for UT, which shot 47.1% including 9-of-25 from deep.
- OSU made just 41.2% (5/19 3pt) but converted 18 of 21 free throws.
- UT won the rebounding (+11) and turnover (+7) columns, logging 24 points on 17 takeaways while outscoring OSU 22-1 on second-chances.
- An 11-0 UT run snapped an 18-all tie midway through the first half. After OSU cut it to 33-30 near the 4:00-mark, the hosts rallied again for a 45-36 halftime lead.
- OSU scored three fastbreak layups in a span of 78 seconds early in the second half, followed by back-to-back Wright threes. Small's jumper in the lane tied the game at 52 with 12:21 remaining, but Texas scored the next 14 points to pull away.

OKLAHOMA STATE (12-17, 4-12)

##	Name	Pts	FG	3pt	FT	TR	PF	A	TO	B	S	MP								
05	Quion Williams*	13	6-11	0-1	1-2	7	4	2	4	0	1	30								
12	Javon Small*	13	4-10	0-3	5-5	4	0	1	5	1	2	35								
14	Jamyrion Keller*	11	3-7	1-5	4-4	4	1	1	1	0	1	33								
23	Brandon Garrison*	2	1-3	0-0	0-0	2	3	0	1	1	0	20								
51	John-Michael Wright*	18	5-12	4-9	4-4	1	1	1	0	0	2	34								
02	Eric Dailey Jr.	4	1-5	0-1	2-2	3	1	0	0	0	0	15								
04	Jarius Hicklen	0	0-0	0-0	0-0	1	2	0	0	0	0	15								
13	Connor Dow	0	0-0	0-0	0-0	0	0	0	0	0	0	1								
21	Justin McBride	0	0-0	0-0	0-0	0	0	0	0	0	0	1								
32	Mike Marsh	4	1-3	0-0	2-4	6	1	3	3	0	0	16								
TEAM											1	0	1							
TOTALS											65	21-51	5-19	18-21	28	15	9	15	2	6

	FG	%	3Pt	%	FT	%
1st Half	11-24	46%	2-8	25%	12-13	92%
2nd Half	10-27	37%	3-11	27%	6-8	75%
Game	21-51	41.2%	5-19	26.3%	18-21	85.7%

TEXAS (19-10, 8-8)

##	Name	Pts	FG	3pt	FT	TR	PF	A	TO	B	S	MP
01	Dylan Disu	17	7-16	2-6	1-1	5	3	5	2	1	1	32
03	Max Abmas	15	5-10	3-6	2-2	1	2	4	2	0	3	34
04	Tyrese Hunter	9	4-11	1-3	0-0	4	2	5	1	0	3	33
09	Ithiel Horton	4	2-7	0-3	0-0	5</						

Box Scores / Recaps

GAME 30

Texas Tech **75**
Oklahoma St **58**
 Mar. 5, 2024 | TV: ESPN+
 Stillwater (GIA)

	1st	2nd	Score
rv/rv Texas Tech	38	37	- 75
Oklahoma State	17	41	- 58

- A slow start dashed OSU's hopes for a grand Senior Night finish. The Cowboys missed their first 10 shots and dug a 21-point halftime hole.
- **Eric Dailey Jr.** scored 10 of his team-best 12 points after halftime for OSU, which bounced back from a 21.4% first-half shooting performance (6/28) with a 53.8% second half effort (28/56).
- **John-Michael Wright** (11 points) hit the 300th three-pointer of his NCAA career during a second half run that cut the deficit to as little as 52-38 with 11:35 to play, but that's as close as the Cowboys would come.
- **Brandon Garrison** led the rebounding with eight and blocked a pair of shots.
- **Pop Isaacs** scored 19 points and **Darrion Williams** added 18 for Texas Tech, which won for just the sixth time in 33 visits to Stillwater and for the first time since 2019.
- The Red Raiders opened the game with a 12-1 run and stretched their lead to 25-9 and 36-13 before halftime.
- Williams and **Joe Toussaint** each had five of Tech's 13 steals.

TEXAS TECH (21-9, 10-7)

##	Name	Pts	FG	3pt	FT	TR	PF	A	TO	B	S	MP
02	Pop Isaacs*	19	7-11	2-5	3-3	4	1	5	4	0	2	33
05	Darrion Williams*	18	8-12	2-3	0-0	9	3	1	2	0	5	34
06	Joe Toussaint*	8	3-8	0-2	2-2	0	6	3	0	5	34	
24	Kerwin Walton*	4	1-4	0-3	2-2	3	0	1	0	2	0	26
25	Robert Jennings*	8	2-2	0-0	4-4	6	3	2	1	1	1	20
00	Chance McMillan	14	5-11	3-6	1-1	5	2	1	2	1	0	26
01	Lamar Washington	0	0-2	0-0	0-0	0	0	0	0	0	0	3
10	Jack Francis	0	0-1	0-0	0-0	2	0	0	0	0	0	2
23	Emell Yalaho	4	2-5	0-2	0-1	5	4	0	1	0	0	22
	TEAM					0	0					
	TOTALS	75	28-56	7-21	12-13	34	15	16	14	4	13	

	FG	%	3Pt	%	FT	%
1st Half	13-27	48%	4-14	29%	8-9	89%
2nd Half	15-29	52%	3-7	43%	4-4	100%
Game	28-56	50.0%	7-21	33.3%	12-13	92.3%


OKLAHOMA STATE (12-18, 4-13)

##	Name	Pts	FG	3pt	FT	TR	PF	A	TO	B	S	MP
05	Quion Williams*	6	2-8	0-2	2-2	4	1	1	0	0	0	22
12	Javon Small*	8	4-9	0-4	0-0	1	1	3	4	0	1	26
14	Jamyron Keller*	4	1-5	0-4	2-2	2	2	0	2	0	1	31
23	Brandon Garrison*	4	1-4	0-0	2-2	8	2	3	5	2	2	21
51	John-Michael Wright*	11	3-11	3-9	2-4	3	2	0	0	0	2	28
02	Eric Dailey Jr.	12	4-6	2-3	2-4	4	1	1	1	0	0	21
04	Jarius Hicklen	6	2-5	1-4	1-1	2	0	1	0	0	1	16
13	Connor Dow	4	2-2	0-0	0-0	1	3	0	2	0	2	15
15	Carson Sager	0	0-0	0-0	0-0	0	0	0	0	0	0	1
21	Justin McBride	3	1-4	0-2	1-2	2	0	0	3	0	1	12
32	Mike Marsh	0	0-0	0-0	0-0	1	0	0	0	0	0	6
35	Weston Church	0	0-0	0-0	0-0	1	0	0	0	0	0	1
	TEAM					2	0					
	TOTALS	58	20-54	6-28	12-17	30	13	9	17	2	8	

	FG	%	3Pt	%	FT	%
1st Half	6-28	21%	1-14	07%	4-7	57%
2nd Half	14-26	54%	5-14	36%	8-10	80%
Game	20-54	37.0%	6-28	21.4%	12-17	70.6%

Officials: Kipp Kissinger, Chris Pacsi, Tyler Kumpf
 Start time: 7:01 p.m. CT | Duration: 1:55 Attendance: 6,023
 TTU led for 39:02 | Times tied: 0 Lead Changes: 0
 Largest Lead: TTU by 25 (3:49 2h) Technicals: None

Points	Paint	Off TO	2nd Ch	F Brk	Bench	Pts/Pos
Texas Tech	40	21	11	12	18	1.12
OSU	28	17	6	14	25	0.87

GAME 31

Oklahoma St **71**
20/23 BYU **85**
 Mar. 9, 2024 | TV: ESPN+
 Provo, Utah (Marriott Center)

	1st	2nd	Score
Oklahoma State	29	42	- 71
20/23 BYU	32	53	- 85

- BYU's fast start to the second half trumped **Javon Small's** furious finish
- The OSU junior scored 27 of his career-high 34 points over the final 10:00 to help the Cowboys cut a 25-point lead to as little as 10 before running out of time.
- BYU scored the first 13 points out of the locker room and added another 10-0 run to push a 32-29 halftime lead to 62-37 with about 10:00 left.
- Small dominated the rest of the way, outscoring the entire BYU team 27-23 over the final 10:00, during which he sank 9-of-11 shots including all four of his three-point attempts.
- OSU shot just under 45% for the night on 6-of-21 three-point shooting. Prior to Small's salvo, the Cowboys had missed 13 straight from deep.
- **Fousseyni Traore** (19 points) and **Jaxson Robinson** (17) accounted for 36 of BYU's 44 bench points, and **Spencer Johnson** (14 points, 10 rebounds) added a double-double.
- The Cougars shot 50.8%, including 69% during a 53-point second half. They were 4-of-19 from the half but 8-of-12 thereafter.

OKLAHOMA STATE (12-19, 4-14)

##	Name	Pts	FG	3pt	FT	TR	PF	A	TO	B	S	MP
05	Quion Williams*	4	2-6	0-2	0-0	0	0	1	1	0	0	19
12	Javon Small*	34	10-19	5-9	9-10	3	3	1	4	0	1	30
14	Jamyron Keller*	6	3-7	0-2	0-0	6	3	2	1	0	0	38
23	Brandon Garrison*	9	4-5	0-0	1-1	4	2	2	1	1	1	30
51	John-Michael Wright*	5	2-9	1-5	0-0	3	2	1	1	0	1	23
02	Eric Dailey Jr.	9	4-8	0-0	1-2	3	1	1	1	0	0	17
04	Jarius Hicklen	0	0-1	0-1	0-0	0	2	0	1	0	0	11
13	Connor Dow	0	0-1	0-1	0-0	2	1	1	0	0	1	15
21	Justin McBride	4	1-2	0-1	2-5	4	1	0	0	0	0	11
32	Mike Marsh	0	0-0	0-0	0-0	2	2	0	1	0	1	7
	TEAM					6	0					
	TOTALS	71	26-58	6-21	13-18	33	17	9	11	1	5	

	FG	%	3Pt	%	FT	%
1st Half	12-30	40%	2-10	20%	3-4	75%
2nd Half	14-28	50%	4-11	36%	10-14	71%
Game	26-58	44.8%	6-21	28.6%	13-18	72.2%

BYU (22-9, 10-8)

##	Name	Pts	FG	3pt	FT	TR	PF	A	TO	B	S	MP
00	Noah Waterman*	6	2-7	2-7	0-0	1	2	1	0	0	0	21
20	Spencer Johnson*	14	4-7	2-3	4-4	10	0	5	3	0	2	31
21	Trevin Knell*	7	2-7	1-4	2-2	2	2	3	0	0	2	24
30	Dallin Hall*	5	2-5	1-2	0-0	2	4	6	1	0	0	30
50	Aly Khalifa*	9	3-7	3-6	0-0	4	0	3	1	1	1	16
01	Trey Stewart	0	0-0	0-0	0-0	0	0	0	0	0	0	8
02	Jaxson Robinson	17	7-12	1-5	2-2	5	2	1	2	0	0	24
04	Atiki Ally Atiki	0	0-0	0-0	0-0	0	0	0	0	0	0	1
15	Richie Saunders	8	3-5	2-4	0-1	5	3	1	1	0	0	22
45	Fousseyni Traore	19	8-11	0-0	3-6	5	2	1	1	2	1	23
	TEAM					1	0					
	TOTALS	85	31-61	12-31	11-15	35	15	21	10	3	6	

	FG	%	3Pt	%	FT	%
1st Half	13-35	37%	4-19	21%	2-3	67%
2nd Half	18-26	69%	8-12	67%	9-12	75%
Game	31-61	50.8%	12-31	38.7%	11-15	73.3%

Officials: Kelly Self, Darron George, Bobby Bissant
 Attendance: 17,978 | OSU led for 4:38 BYU led for 31:46
 Ties: 3 Lead Changes: 1 | Largest: OSU by 6 (17:14 1h), BYU by 25 (10:05 2h)
 Start time: 7:01 p.m. MT Duration: 2:00 Technical Fouls: None

Points	Paint	Off TO	2nd Ch	F Brk	Bench	Pts/Pos
OSU	30	11	7	9	13	1.01
BYU	36	16	6	8	44	1.21

2023-24 Cowboy Basketball Photo Roster

NAZ BROWN
6-0 • So • G • Fort Worth, Texas



BRYCE THOMPSON
6-6 • Sr • G • Tulsa, Okla.



ERIC DAILEY JR.
6-8 • Fr • F • Palmetto, Fla.



JARIUS HICKLEN
6-4 • Gr • G • Dallas, Texas



QUION WILLIAMS
6-5 • So • G • Jonesboro, Ark.



JAVON SMALL
6-3 • Jr • G • South Bend, Ind.



CONNOR DOW
6-6 • Fr • G • Broken Arrow, Okla.



JAMYRON KELLER
6-3 • Fr • G • St. Matthews, S.C.



CARSON SAGER
6-4 • Sr • G • Wichita Falls, Texas



JUSTIN MCBRIDE
6-8 • Fr • F • Plano, Texas




BROOKS MANZER
6-3 • Jr • G • Edmond, Okla.



BRANDON GARRISON
6-11 • Fr • C • Oklahoma City



MIKE MARSH
6-10 • R-Sr • C • Columbia, S.C.



WESTON CHURCH
6-3 • Sr • G • Fairview, Okla.



JOHN-MICHAEL WRIGHT
6-1 • Gr • G • Fayetteville, N.C.





2023-24 Oklahoma St. Men's Basketball Combined Team Statistics In Conference games

Game Records

Record	Overall	Home	Away	Neutral
ALL GAMES	4-14	3-6	1-8	0-0
CONFERENCE	4-14	3-6	1-8	0-0
NON-CONFERENCE	0-0	0-0	0-0	0-0

Score by Periods

Team	1st	2nd	OT	TOT
Oklahoma St.	571	639	20	1230
Opponents	644	721	27	1392

Team Box Score

No.	Player	Total			3-Point		F-Throw		Rebounds				Other				PTS	AVG				
		GP-GS	MIN	AVG	FG-FGA	FG%	3FG-3FGA	3FG%	FT-FTA	FT%	OFF	DEF	TOT	AVG	PF	DQ			A	TO	BLK	STL
12	SMALL, Javon	18-18	614:20	34.1	87-199	.437	28-88	.318	64-75	.853	8	74	82	4.6	34	1	66	63	5	19	266	14.8
51	WRIGHT, John-Michael	18-14	498:24	27.7	53-163	.325	45-122	.369	46-65	.708	5	25	30	1.7	31	0	11	13	2	13	197	10.9
1	THOMPSON, Bryce	8-8	236:11	29.5	27-74	.365	8-34	.235	21-29	.724	2	12	14	1.8	23	0	9	18	1	5	83	10.4
2	DAILEY JR., Eric	18-4	357:31	19.9	62-117	.530	7-19	.368	27-44	.614	26	39	65	3.6	41	1	17	16	1	10	158	8.8
23	GARRISON, Brandon	18-18	464:19	25.8	56-95	.589	0-0	.000	46-68	.676	22	69	91	5.1	48	2	27	34	18	18	158	8.8
5	WILLIAMS, Quion	18-14	478:52	26.6	48-114	.421	3-23	.130	32-44	.727	34	55	89	4.9	30	0	31	27	6	15	131	7.3
14	KELLER, Jamyron	15-7	335:46	22.4	36-76	.474	8-35	.229	24-30	.800	4	26	30	2.0	28	0	19	16	0	10	104	6.9
4	HICKLEN, Jarius	18-0	294:19	16.4	21-60	.350	18-53	.340	6-7	.857	2	21	23	1.3	19	0	5	5	1	9	66	3.7
21	MCBRIDE, Justin	12-0	59:03	4.9	8-17	.471	2-10	.200	4-14	.286	5	11	16	1.3	7	0	0	5	0	2	22	1.8
13	DOW, Connor	14-7	187:55	13.4	8-30	.267	4-24	.167	4-5	.800	3	19	22	1.6	10	0	8	5	3	7	24	1.7
32	MARSH, Mike	17-0	121:17	7.1	8-21	.381	0-0	.000	5-8	.625	9	17	26	1.5	17	0	6	10	1	3	21	1.2
15	SAGER, Carson	1-0	01:01	1.0	0-0	.000	0-0	.000	0-0	.000	0	0	0	0.0	0	0	0	0	0	0	0	0.0
35	CHURCH, Weston	1-0	01:01	1.0	0-0	.000	0-0	.000	0-0	.000	0	1	1	1.0	0	0	0	0	0	0	0	0.0
Team											26	29	55				8					
Total		18	3650		414-966	.429	123-408	.301	279-389	.717	146	398	544	30.2	288	4	199	220	38	111	1230	68.3
Opponents		18	3650		532-1076	.494	124-364	.341	204-276	.739	183	442	625	34.7	324	5	262	195	58	140	1392	77.3

Team Statistics

	OSU	OPP
Scoring	1230	1392
Points per game	68.3	77.3
Scoring margin	-9.0	-
Field goals-att	414-966	532-1076
Field goal pct	.429	.494
3 point fg-att	123-408	124-364
3-point FG pct	.301	.341
3-pt FG made per game	6.8	6.9
Free throws-att	279-389	204-276
Free throw pct	.717	.739
F-Throws made per game	15.5	11.3
Rebounds	544	625
Rebounds per game	30.2	34.7
Rebounding margin	-4.5	-
Assists	199	262
Assists per game	11.1	14.6
Turnovers	220	195
Turnovers per game	12.2	10.8
Turnover margin	-1.4	-
Assist/turnover ratio	0.9	1.3
Steals	111	140
Steals per game	6.2	7.8
Blocks	38	58
Blocks per game	2.1	3.2
Winning streak	0	-
Home win streak	0	-
Attendance	65409	113329
Home games-Avg/Game	9-7268	9-12592
Neutral site-Avg/Game	-	0-0

Team Results

Date	Opponent	Score	Att.
01/06/2024	Baylor	70-75	6513
01/09/2024	at Texas Tech	L 73-90	14362
01/13/2024	at Iowa St.	L 42-66	14267
01/16/2024	Kansas	L 66-90	8570
01/20/2024	at Kansas St.	L 66-70	10247
01/23/2024	TCU	L 69-74	6017
01/27/2024	West Virginia	W 70-66	6889
01/30/2024	at Kansas	L 54-83	16300
02/03/2024	Kansas St.	W 75-72	7623
02/06/2024	at Houston	L 63-79	7205
02/10/2024	at Oklahoma	L 62-66	11456
02/17/2024	BYU	W 93-83	7360
02/21/2024	at Cincinnati	W 80-76	11029
02/24/2024	Oklahoma	Lot 82-84	11370
02/28/2024	UCF	L 71-77	5044
03/02/2024	at Texas	L 65-81	10485
03/05/2024	Texas Tech	L 58-75	6023
03/09/2024	at BYU	L 71-85	17978



2023-24 Oklahoma St. Men's Basketball Combined Team Statistics All games

Game Records

Record	Overall	Home	Away	Neutral
ALL GAMES	12-19	10-8	1-9	1-2
CONFERENCE	4-14	3-6	1-8	0-0
NON-CONFERENCE	8-5	7-2	0-1	1-2

Score by Periods

Team	1st	2nd	OT	TOT
Oklahoma St.	1047	1134	29	2210
Opponents	1075	1137	38	2250

Team Box Score

No.	Player	Total			3-Point			F-Throw		Rebounds				Other				PTS	AVG			
		GP-GS	MIN	AVG	FG-FGA	FG%	3FG-3FGA	3FG%	FT-FTA	FT%	OFF	DEF	TOT	AVG	PF	DQ	A			TO	BLK	STL
12	SMALL, Javon	30-30	986:16	32.9	142-322	.441	56-152	.368	108-125	.864	12	131	143	4.8	53	1	125	92	8	30	448	14.9
1	THOMPSON, Bryce	18-17	499:38	27.8	71-180	.394	31-90	.344	35-52	.673	8	26	34	1.9	39	0	27	34	2	14	208	11.6
2	DAILEY JR., Eric	31-16	689:58	22.3	108-216	.500	18-54	.333	53-89	.596	47	99	146	4.7	61	1	49	34	3	24	287	9.3
51	WRIGHT, John-Michael	31-19	724:06	23.4	78-237	.329	59-174	.339	61-81	.753	10	34	44	1.4	50	0	27	19	2	24	276	8.9
5	WILLIAMS, Quion	31-27	874:52	28.2	92-193	.477	11-41	.268	41-59	.695	57	113	170	5.5	52	0	65	60	9	33	236	7.6
23	GARRISON, Brandon	31-28	704:55	22.7	87-152	.572	0-0	.000	57-89	.640	42	124	166	5.4	85	3	46	52	42	26	231	7.5
14	KELLER, Jamyron	24-7	464:46	19.4	58-114	.509	15-52	.288	30-38	.789	10	37	47	2.0	38	0	32	29	0	11	161	6.7
4	HICKLEN, Jarius	31-1	520:20	16.8	45-124	.363	42-111	.378	7-11	.636	5	34	39	1.3	32	0	13	11	2	11	139	4.5
32	MARSH, Mike	29-3	327:11	11.3	44-83	.530	0-0	.000	15-24	.625	28	47	75	2.6	42	0	21	27	6	5	103	3.6
24	MIRANDA, Isaiah	3-0	16:21	5.5	3-7	.429	1-2	.500	1-2	.500	2	5	7	2.3	5	0	0	3	0	1	8	2.7
21	MCBRIDE, Justin	23-0	149:13	6.5	25-46	.543	6-21	.286	4-17	.235	11	22	33	1.4	19	0	1	10	3	4	60	2.6
13	DOW, Connor	26-7	302:58	11.7	16-56	.286	12-49	.245	7-9	.778	3	35	38	1.5	17	0	10	10	4	12	51	2.0
35	CHURCH, Weston	5-0	06:47	1.4	1-3	.333	0-1	.000	0-2	.000	1	1	2	0.4	0	0	0	2	0	1	2	0.4
15	SAGER, Carson	6-0	07:39	1.3	0-4	.000	0-2	.000	0-2	.000	1	0	1	0.2	2	0	0	1	0	0	0	0.0
Team											47	49	96				16					
Total		31	6275		770-1737	.443	251-749	.335	419-600	.698	284	757	1041	33.6	495	5	416	400	81	196	2210	71.3
Opponents		31	6275		840-1829	.459	203-605	.336	367-498	.737	299	745	1044	33.7	522	9	384	362	90	248	2250	72.6

Team Statistics

	OSU	OPP
Scoring	2210	2250
Points per game	71.3	72.6
Scoring margin	-1.3	-
Field goals-att	770-1737	840-1829
Field goal pct	.443	.459
3 point fg-att	251-749	203-605
3-point FG pct	.335	.336
3-pt FG made per game	8.1	6.5
Free throws-att	419-600	367-498
Free throw pct	.698	.737
F-Throws made per game	13.5	11.8
Rebounds	1041	1044
Rebounds per game	33.6	33.7
Rebounding margin	-0.1	-
Assists	416	384
Assists per game	13.4	12.4
Turnovers	400	362
Turnovers per game	12.9	11.7
Turnover margin	-1.2	-
Assist/turnover ratio	1.0	1.1
Steals	196	248
Steals per game	6.3	8.0
Blocks	81	90
Blocks per game	2.6	2.9
Winning streak	0	-
Home win streak	0	-
Attendance	118864	118939
Home games-Avg/Game	18-6604	10-11894
Neutral site-Avg/Game	-	3-3458

Team Results

Date	Opponent		Score	Att.
11/06/2023	Abilene Christian	L	59-64	5084
11/12/2023	Sam Houston	W	85-70	5843
11/16/2023	vs St. Bonaventure	L	64-66	5524
11/17/2023	vs Notre Dame	Lot	64-66	4849
11/20/2023	New Orleans	W	96-68	5907
11/24/2023	Houston Christian	W	92-65	6153
11/30/2023	Creighton	L	65-79	6309
12/05/2023	at Southern Ill.	L	68-70	5610
12/10/2023	vs Tulsa	W	72-57	0
12/17/2023	Oral Roberts	W	81-60	6170
12/20/2023	Wofford	W	76-70	5637
12/31/2023	South Carolina St.	W	86-70	7210
01/03/2024	Chicago St.	W	72-53	5142
01/06/2024	Baylor	Lot	70-75	6513
01/09/2024	at Texas Tech	L	73-90	14362
01/13/2024	at Iowa St.	L	42-66	14267
01/16/2024	Kansas	L	66-90	8570
01/20/2024	at Kansas St.	L	66-70	10247
01/23/2024	TCU	L	69-74	6017
01/27/2024	West Virginia	W	70-66	6889
01/30/2024	at Kansas	L	54-83	16300
02/03/2024	Kansas St.	W	75-72	7623
02/06/2024	at Houston	L	63-79	7205
02/10/2024	at Oklahoma	L	62-66	11456
02/17/2024	BYU	W	93-83	7360
02/21/2024	at Cincinnati	W	80-76	11029
02/24/2024	Oklahoma	Lot	82-84	11370
02/28/2024	UCF	L	71-77	5044
03/02/2024	at Texas	L	65-81	10485
03/05/2024	Texas Tech	L	58-75	6023
03/09/2024	at BYU	L	71-85	17978