



KNIGHTS

BASEBALL



'24 SCHEDULE AND RESULTS

RECORD	15-6
Big 12	4-5
Home	10-2
Away	5-4
Streak	W2

Date	Opponent (TV)	Time (ET)/Result
Feb. 16 (Fri)	Bryant (ESPN+)	W, 12-11
Feb. 17 (Sat)	Bryant	CNCL
Feb. 18 (Sun)	Bryant	CNCL
Feb. 21 (Wed)	at Miami (ACCNX)	W, 4-3
Feb. 23 (Fri)	Samford	W, 18-3 (7)
Feb. 24 (Sat)	Samford	W, 9-6
Feb. 25 (Sun)	Samford	W, 12-2 (7)
Feb. 27 (Tue)	at Florida Atlantic (FAU TV)	W, 11-6
Mar. 1 (Fri)	South Florida (ESPN+)	W, 3-2 (10)
Mar. 2 (Sat)	South Florida	L, 5-7
Mar. 3 (Sun)	South Florida (ESPN+)	W, 1-0
Mar. 6 (Wed)	at #4 Florida (SECN+)	W, 9-6
Mar. 9 (Sat 1)	at Oklahoma* (ESPN+)	L, 3-4
Mar. 9 (Sat 2)	at Oklahoma* (ESPN+)	L, 3-11
Mar. 10 (Sun)	at Oklahoma* (ESPN+)	L, 2-14 (7)
Mar. 13 (Wed)	Stetson (ESPN+)	W, 10-4
Mar. 15 (Fri)	Oklahoma State* (ESPN+)	W, 13-2
Mar. 16 (Sat)	Oklahoma State* (ESPN+)	W, 4-3
Mar. 17 (Sun)	Oklahoma State* (ESPN+)	L, 10-16
Mar. 19 (Tue)	Florida Atlantic (ESPN+)	W, 3-2
Mar. 22 (Fri)	at Kansas* (ESPN+)	L, 3-13
Mar. 23 (Sat 1)	at Kansas* (ESPN+)	W, 6-2
Mar. 23 (Sat 2)	at Kansas* (ESPN+)	W, 4-1
Mar. 26 (Tue)	at Jacksonville	6 PM
Mar. 28 (Thu)	Texas Tech* (ESPN+)	6 PM
Mar. 29 (Fri)	Texas Tech* (ESPN+)	6 PM
Mar. 30 (Sat)	Texas Tech* (ESPN+)	1 PM
Apr. 2 (Tue)	at Bethune-Cookman	6 PM
Apr. 3 (Wed)	North Florida	6 PM
Apr. 5 (Fri)	#23 Kansas State* (ESPN+)	6 PM
Apr. 6 (Sat)	#23 Kansas State* (ESPN+)	6 PM
Apr. 7 (Sun)	#23 Kansas State* (ESPN+)	1 PM
Apr. 10 (Wed)	at Stetson	6:30 PM
Apr. 12 (Fri)	at West Virginia* (ESPN+)	6:30 PM
Apr. 13 (Sat)	at West Virginia* (ESPN+)	4 PM
Apr. 14 (Sun)	at West Virginia* (ESPN+)	1 PM
Apr. 16 (Tue)	North Florida	6 PM
Apr. 19 (Fri)	Central Michigan (ESPN+)	6 PM
Apr. 20 (Sat 1)	Central Michigan	12 PM
Apr. 20 (Sat 2)	Central Michigan	3:30 PM
Apr. 21 (Sun)	Central Michigan (ESPN+)	1 PM
Apr. 23 (Tue)	FGCU	6 PM
Apr. 26 (Fri)	Cincinnati* (ESPN+)	6 PM
Apr. 27 (Sat)	Cincinnati* (ESPN+)	6 PM
Apr. 28 (Sun)	Cincinnati* (ESPN+)	1 PM
May 3 (Fri)	at Houston* (ESPN+)	7:30 PM
May 4 (Sat)	at Houston* (ESPN+)	7:30 PM
May 5 (Sun)	at Houston* (ESPN+)	2 PM
May 8 (Wed)	at North Florida	6 PM
May 10 (Fri)	Texas* (ESPN+)	6 PM
May 11 (Sat)	Texas* (ESPN+)	6 PM
May 12 (Sun)	Texas* (ESPN+)	1 PM
May 14 (Tue)	Bethune-Cookman	6 PM
May 16 (Thu)	at Baylor* (ESPN+)	7:30 PM
May 17 (Fri)	at Baylor* (ESPN+)	7:30 PM
May 18 (Sat)	at Baylor* (ESPN+)	2 PM
May 21-25	at Big 12 Championship	TBA

Home Games in Bold | *Conference Game | Times listed in ET



UCF KNIGHTS
(15-6, 4-5 Big 12)
HC: Rich Wallace
1st Season | 15-6 Record

March 26, 2024
John Sessions Stadium
Jacksonville, Fla.

VS

JACKSONVILLE DOLPHINS
(11-12, 5-1 A-SUN)
HC: Chris Hayes
8th Season | 205-179



Tuesday - 6 p.m. ET
Live Video - JUDolphins.com/watch
Live Stats - JUDolphins.com

PROJECTED STARTERS

Tues - Cade Boxrucker, RHP (1-1, 10.03 ERA) vs. Blake Barquin, RHP (0-1, 10.62)

Senior RHP Cade Boxrucker will make his fifth start of the season on Tuesday. It will also be his fourth midweek start, as he previously made starts at Miami, at Florida Atlantic, and at No. 4 Florida. UCF would go on to win all three of his previous midweek starts and he earned the win after going 5.0 innings at FAU and allowing just one run on two hits while striking out six on Feb. 27.

ABOUT UCF

- The Knights will enter the week with a 15-6 overall record and a 4-5 Big 12 Conference clip after winning their second straight Big 12 series this past weekend at Kansas. After dropping the opener, 13-3, the Black and Gold responded by winning both ends of a Saturday doubleheader in 40-degree temperatures by scores of 6-2 and 4-1. UCF enters the week with the nation's sixth-best RPI and receiving votes for the top 25 on both the latest ESPN/USA Today Coaches and NCBWA polls.

- In Friday's opener at KU, Danny Neri hit out a two-run homer in the second inning to give the Black and Gold an early 2-1 lead. The Jayhawks then struck back with four in the third and put the game away with six in the seventh to take the opener 13-3.

- Matt Prevesk led UCF in Friday's opener by going 2-for-4 while Neri went 1-for-3 with a home run. Keano Suarez added a pinch-hit RBI single for the Knights off the bench in the ninth.

In Saturday's doubleheader sweep at KU, Braden Calise went a perfect 6-for-6 on the day and reached base all eight times while Andrew Sundeane drove in five runs to help the Black and Gold claim both contests. The Knights' bullpen was also huge on the day, as a trio of hurlers threw 8.0 innings of shutout relief on the day. Kyle Kramer, Chase Centala, and Dominic Castellano combined to allow just two hits and no runs while striking out seven over 8.0 impressive innings of action.

- With Saturday's first game of the twin bill all knotted up at 2-2, Calise led off the seventh with a hustle double. He then moved to third on a wild pitch and Prevesk drove him home with an RBI single. Calise then drove in an insurance run in the eighth with a two-out RBI single and the Knights tacked on two more in the ninth thanks to a two-run single from Sundeane.

- Dom Stagliano started on the mound and gave up just two runs on five hits while striking out two over 4.0 innings. Kramer then followed with 2.2 strong innings of scoreless relief to earn the win, while Centala recorded his fifth save of the season after tossing the final 2.1 innings of scoreless action.

- In the nightcap of the doubleheader, Wiley Hartley went a career-long 6.0 innings and surrendered just four hits and one run in his first career weekend start. The right-hander also struck out two to improve to 2-1 on the year. Castellano then came on and earned a three-inning save by throwing 3.0 perfect innings of relief in which he retired all nine batters he faced while fanning three over his strong outing. With the second game of the twin bill tied at 1-1 in the fifth, Calise singled and quickly stole second to get into scoring position. Mikey Kluska then drove him in with a one-out RBI single to give the Knights a 2-1 lead. The Black and Gold then tacked on two insurance runs in the seventh, as Jack Zyska and Sundeane each recorded RBI singles in the frame.

- For the series, Calise hit .600 with two doubles, four runs scored, one RBI and two stolen bases. Prevesk and Zyska were next by each hitting .308 for the weekend, while Sundeane batted .300 with five runs batted in. Hartley and Kramer each picked up wins against KU on the mound, while Castellano, Kramer, Centala, Tyler Nesbitt and Kris Sosnowski all tossed scoreless outings.

- Junior outfielder Prevesk paces UCF with a .360 average. He also has seven extra-base hits, 17 RBIs and 16 runs scored. Zyska is next with a .324 clip, eight extra-base knocks, 14 RBIs and a team-best 20 runs scored. Two-time all-conference performer Sundeane leads the way in RBIs (25) and doubles (6), and is second on the squad in homers (4) and third in batting (.316). Dom Stagliano leads the starting rotation with a 3.63 ERA, while fellow starter Ben Vespi is 2-1 with a 4.50 ERA and a team-best 23 strikeouts in 28.0 innings of work.

THE SERIES

HEAD-TO-HEAD HISTORY

Last Meeting	L, 9-2, 4/19/22 (H)
All-Time Record	50-42
In Jacksonville	23-22

BY THE NUMBERS

UCF	Average	JU
.295	OB%	.281
.386	Slugging%	.394
.459	Runs (Avg.)	.418
6.8	Hits (Avg.)	6.9
9.9	Home Runs	9.3
26	Strikeouts (Avg.)	16
7.8	Walks (Avg.)	9.5
4.2	Stolen Bases	5.0
22-29	ERA	38-45
4.98	WHIP	7.43
1.30	K/9	1.80
8.9	Opp. Average	9.3
.238	Fielding %	.302
.978	Errors	.969
16		25

NOTES

- Tuesday's contest will mark the lone season meeting between UCF and JU. The Knights will enter holding to a 50-42 all-time advantage and a 23-22 advantage with games played in Jacksonville. The Dolphins did win the last contest and two of the last three.

NUMBERS TO KNOW

109 The Knights blasted out a program record **109 home runs** in 2023, which set both UCF and American Athletic Conference records for homers in a single season. A total of 12 Knights hit a home run last year, 11 of which smacked out multiple HRs, and seven tallied double-digits with 10 or more. With 2023 home run leader Ben McCabe (19 HRs) now playing in the Rockies organization, the Knights return junior catcher Andrew Sundeane and junior infielder Lex Boedicker, who tied for second in round trippers with 16 apiece for UCF a season ago.

WHO WE ARE

We are the **UCF KNIGHTS**. Please do not refer to us as anything else!

Shorten *University of Central Florida* to **UCF**, not *Central Florida*. Also, we are no longer the Golden Knights.

Please only call us **UCF** or **Knights** on all references. Thank you!

SOCIAL KNIGHTS

- Instagram.....@UCF.Baseball
- X (Twitter).....@UCF_Baseball
- Facebook...../UCFBaseball
- Website.....www.UCFKnights.com

STORYLINES - KNIGHT NOTES

ABOUT JACKSONVILLE

- The Dolphins are 11-12 overall and a 5-1 in ASUN action. JU has won six straight games after taking the final two games against Stetson, as well as going a perfect 4-0 last week by knocking off No. 6 Florida in Gainesville and sweeping Bellarmine in Louisville over the weekend. Jacksonville was picked to finish third in the ASUN this year after taking fifth a season ago with a 34-24 overall record and a 17-13 conference clip.

- The reigning ASUN Player of the Week Justin Nadeau leads JU with a .416 batting average, six doubles, 24 runs scored and 20 RBIs. Josh Steidl is next with a .304 clip and paces the team in home runs (6) and RBIs (26). Peyton Prescott is the team's top starting pitcher with a 3-1 record and a 5.53 ERA. Evan Chrest leads the way in strikeouts with 31 in 25.0 innings of work, while Isaac Williams is the top relief pitcher with 2-0 record, four saves, and a 1.74 ERA.

- Jacksonville is coached by Chris Hayes. Hayes is in his eighth season at the helm of the Dolphins. Both Rich Wallace (2018-2019) and Morgan DePew (2019-2020) previously spent two seasons on Hayes' staff at JU.

IT'S ALWAYS SUNNY

- Andrew Sundeau was named to D1 Baseball's Preseason top 50 catchers list at the number 25 spot prior to the 2024 season.

- The junior catcher Andrew Sundeau led the team in RBIs (54) last season, while tying for second in home runs (16), and also finishing second on the team in batting average (.340), slugging percentage (.626) and on-base (.428).

- Sundeau earned first team all-conference honors in 2023 as well as second team all-conference accolades in 2022 as a freshman. He was also tabbed a Freshman All-American by Collegiate Baseball following his freshman campaign.

- Sundeau notably hit a home run in three-straight games during the Wichita State series a season ago (May 18-20). If Sundeau belts out at least eight home runs this season, he will be in the top 10 for career home runs in only his third season as he enters the year with 21 round trippers for his career.

KRAMER & VICTOR TABBED NCBWA PRESEASON STOPPERS

- Senior captains Najer Victor and Kyle Kramer will look to shut the door on opposing offenses once again in 2024, as both were named to the 2024 NCBWA Preseason Stopper of the Year Watch List. Victor, who topped the team in ERA a season ago with a 2.88 clip, was also named to D1 Baseball's Preseason top 50 relief pitchers list as he checked in at the number 19 spot prior to the 2024 season.

- A season ago, the senior right-hander Victor had an impressive stretch where tossed 14 no-hit innings over seven appearances. He also threw 12 scoreless outings on the year and struck out 50 batters while walking just 13 over 34.1 innings. Victor is the lone Knight not from the continental United States, as he hails from the U.S. Virgin Islands.

- Kramer, who has led UCF in saves in both 2022 (six) and 2023 (eight), will enter the year tied for sixth in the all-time UCF record books with 14 for his career. A season ago, Kramer was named to the NCBWA Stopper of the Year Midseason Watch List and also tied for team lead in wins with six (6-2) and posted the second-best ERA with a 3.96 clip.

WALLY'S WORLD

- Rich Wallace returns to UCF after playing for the Knights from 2000-03, and coaching with the squad from 2004-08. He's the first UCF alum to lead the Black and Gold in an NCAA-sponsored men's sport since 1988. Wallace grew up in Orlando and attend Bishop Moore High School here in the City Beautiful.

- During his playing career, Wallace led the Knights in batting average (.380) and on base percentage (.529) during the 2000 season. The OBP represents the sixth highest single season mark in the Knights' history. He was also tabbed an honorable mention Freshman All-American that season. In his four seasons with the Knights, UCF won a combined 166 games (51-14 in 2001, 43-19 in 2000, 41-22 in 2002), including a combined 67-17 mark in ASUN play in 2000-02.

- Coach Wallace has advanced to an NCAA Regional eight times, with three coming as a collegiate player and five as an assistant coach. With UCF, he helped the Knights make three consecutive regionals (from 2000-2002) and another as an assistant in 2004. Since 2018, he's also advanced to four more regionals as an assistant since 2018, which includes a super regional while at Notre Dame in 2021 and the College World Series while in South Bend in 2022. He was also tabbed the recruiter of the year by D1Baseball in 2016.

KNIGHTS KNOWLEDGE

UNIVERSITY

Name.....University of Central Florida (UCF)
Location.....Orlando, Fla.
Founded.....June 10, 1963
Enrollment.....68,442
President.....Alexander Cartwright

UCF ATHLETICS

Nickname.....Knights
Colors.....Black and Gold
Conference.....Big 12
Athletics Director.....Terry Mohajir

STADIUM INFO

Home Stadium.....John Euliano Park
Opened.....Feb.3, 2001
Capacity.....3,841
Dimensions.....LL-325, CF-390, RL-325

PROGRAM HISTORY

Founded.....1973
All-Time Record.....1732-1159-9
NCAA DI Record.....1437-911-1
Conference Regular Season Championships.....6
SSC (1979), ASUN (2000, '01, '02, '04),
AAC (2017)
Conference Tournament Championships.....6
ASUN (1993, '95, '96, '97, 2001, '02)
NCAA Tournament Appearances.....12
NCAA Tournament Record.....16-24 (.400)
MLB Draft Selections.....130

COACHING STAFF

Head Coach.....#39 Rich Wallace
Alma Mater.....UCF, 2004
Year at UCF.....1st
Record at UCF.....15-6
Overall Record.....Same
Recruiting Coordinator.....#0 Norberto Lopez
Alma Mater.....Nova Southeastern, 1999
Year at UCF.....1st
Pitching Coach.....#20 Drew Thomas
Alma Mater.....Illinois State, 1998
Year at UCF.....1st
Assistant Coach.....#9 Ted Tom
Alma Mater.....Shawnee State, 2004
Year at UCF.....7th
Email.....UCFBaseball@athletics.ucf.edu

SUPPORT STAFF

Director of Baseball Operations.....Morgan DePew
Email.....mdpew@athletics.ucf.edu
Dir. of Player Development.....Michael Agis
Email.....magis@athletics.ucf.edu
Strength and Conditioning Coach.....Jeremy Fradin
Athletic Trainer.....Kaylee Shores
Assoc. Director, Equipment Operations.....Bryan Hill

STRATEGIC COMMUNICATIONS

Assoc. Director/Baseball SID.....James Warnick
Email.....jwarnick@athletics.ucf.edu
Phone.....(801) 376-0814
Asst. AD, Strategic Comms.....Justin Wilson
Email.....jwilson@athletics.ucf.edu
Phone.....(336) 660-8584

CITRONAUT MIDWEEK

WHAT IS CITRONAUT MIDWEEK?

- On select midweek games this season, the UCF baseball team will take on the persona of the Citronaut. Made whole with canaveral blue and black colors, Citronaut logos, special-edition uniforms and space-themed in-stadium marketing and promotions, the baseball team fully embraces the name of the 'Nauts on select Saturdays.

- In 2014, UCF baseball debuted as the 'Nauts with their first-ever special-edition "Citronaut" jerseys. The white and black kits featured the Citronaut script logo and the throwback Citronaut logo on the hats and the sleeve.

- The 'Nauts started Citronaut Saturday's in 2023, donning monochrome canaveral blue jerseys with black and white piping, complete with black numbers and the polaris star.

WHO ARE THE 'NAUTS?

- We are so glad you asked. The Citronaut was the first mascot of Florida Technological University (FTU), which later became the University of Central Florida (UCF). The mascot appeared on the first student handbook in 1968-1969. After one year, the students petitioned the student government to establish a new mascot. In 1970, students approved "Knights of the Pegasus" as the second official university mascot, which remains to this day. The space themed uniforms and constellation named streets around campus remember the times when FTU was founded to provide personnel to support NASA at the Kennedy Space Center and Cape Canaveral Air Force Station.



KNIGHT NOTES - UCF BASEBALL HISTORY

KNIGHTS 7-1 VS. SUNSHINE STATE FOES

- UCF is off to a 7-1 start against in-state foes in 2024 thanks to road wins over No. 4 Florida, Miami, Florida Atlantic and taking two of three from rival South Florida at home as well as midweek victories over Stetson and FAU. In all, UCF is scheduled to face 16 Sunshine State opponents in 2024. The Knights are also a perfect 5-0 in midweek contests on the season.

HOMERED IN FOUR STRAIGHT

- Junior Andrew Estrella tied a program record by homering in four straight games from Feb. 24 to March 1, as he belted out grand slams in the last two games against Samford and followed that up with a three-run homer at Florida Atlantic and capped it with a solo shot in the opener against USF. During the four-game stretch, Estrella went 7-for-16 with four homers, one double, four runs scored and an impressive tally of 13 RBIs.

BEST STARTS UNDER FIRST-YEAR HEAD COACHES IN PROGRAM HISTORY

- With the 7-0 start this season, first-year head man Rich Wallace tied the program record for the best start under a new coach in UCF history. By starting the year at 7-0, Wallace now shares the record with former UCF coaches Doug Holmquist (1973) and Greg Lovelady (2017) as Holmquist and Lovelady both started with 7-0 records during their first season of coaching here in Orlando. Overall, UCF's best unbeaten start to a season is 10-0, a mark that the 2015 team set under head coach Terry Rooney.

NEW KIDS ON THE BLOCK

- The Knights have a total of 23 newcomers on the squad this season, which includes 17 transfers and six freshmen. Of the 17 transfers, 12 of them have prior Power 5 experience, which includes two that played under Coach Wallace during his time at Notre Dame in sixth-year senior outfielder Jack Zyska and senior catcher Danny Neri. Of the P5 transfers, three are from Florida, two from Notre Dame, two from Louisville, two having played at West Virginia, one from North Carolina, one from South Carolina and one from Pitt.

OH CAPTAIN, MY CAPTAIN

- As voted on by the players, UCF named four captains prior to the 2024 season in senior pitchers Kyle Kramer and Najer Victor, as well as senior infielder Andrew Brait and senior outfielder Jack Zyska.

- The four senior captains will bring a combined total of 17 prior seasons of collegiate experience to the mix, as both Kramer and Zyska have previously played five seasons apiece, Brait four years, and Victor three. Zyska, who played his former five seasons at Notre Dame, also holds numerous seasons of NCAA postseason experience under his belt, which includes making it to Omaha in 2022.

HOW MANY ANDREW'S?

- The Knights have not one, not two, not three, but four players named Andrew on the 2024 roster. Senior infielder Andrew Brait, junior infielder Andrew Estrella, junior catcher Andrew Sundean, and freshman outfielder Andrew Williamson all share the same first name. Two of the four are returners in Brait and Sundean, while Estrella (junior transfer from Stetson) and Williamson are newcomers (freshman from St. Pete, Fla.)

- Andrew is a masculine Greek name meaning "strong" or "manly." This popular name denotes bravery and is a variant of the Greek name Andreas, derived from the aner, which translates to "man."

#BUILTBYUCF

- Knights that move on to play in the professional ranks are said to be #BuiltByUCF. In the 2023 season, three Knights, Dylan Moore (UTL, Mariners), Ben Lively (RHP, Reds) and Thaddeus Ward (RHP, Nationals) were active on MLB rosters. UCF had one drafted a season ago in All-American catcher Ben McCabe, as he was taken in the ninth round by the Colorado Rockies. Right-handed pitcher Zack Austin also inked a free agent deal with the Atlanta Braves last summer.

12 NCAA REGIONAL APPEARANCES - 130 MLB DRAFT PICKS

- The 2024 season marks the 51st year for the UCF baseball program. UCF's first year of competition on the baseball diamond came in 1973 as an NCAA Division II institution. After 12 years at the Div. II level, the Knights then moved to the NCAA Division I ranks in 1985 under head coach Jay Bergman.

- In its history, the Knights have won 12 conference titles with six regular season conference championships (SSC in 1979; ASUN in '00, '01, '02, '04; and AAC in '17) and six conference tournament championships (ASUN in 1993, '95, '96, '97, 01, '02).

- UCF has advanced to an NCAA Regional 12 times in the program's history at the NCAA Div. I level (1989, '93, '95, '96, '97, '00, '01, '02, '04, '11, '12, '17). The Knights hold a 16-24 all-time record in NCAA Tournament play and will be looking to advance to the program's first NCAA Super Regional under head coach Rich Wallace in 2024 and first NCAA postseason appearance since 2017.

- All-time the Knights have had a total of 130 players selected in the MLB Draft. Over the years, UCF has had four first round selections with outfielder Chad Mottola marking the highest selection by being picked fifth overall in the 1992 draft, one spot ahead of Hall of Famer Derek Jeter.

- Of the 130 draftees, 14 of them have played in the big leagues in Chad Mottola (OF, drafted in 1992), Mike Maroth (LHP, drafted in 1998), Esix Sneed (OF, drafted in 1998), Matt Fox (RHP, drafted in 2004), Clay Timpner (OF, drafted in 2004), Drew Butera (C, drafted in 2005), Chasen Bradford (RHP, drafted in 2011), Beau Taylor (C, drafted in 2011), Danny Winkler (RHP, drafted in 2011), Darnell Sweeney (INF, drafted in 2012), Ben Lively (RHP, drafted in 2013), Eric Skoglund (LHP, drafted in 2014), Dylan Moore (INF/OF, drafted in 2015), Thad Ward (RHP, drafted in 2018).

- In 1998, UCF had its most draft selections with 10 that season. Mike Marroth (LHP) and Kevin Gordon (RHP) were both selected in the third round, while Matt Lubozynski (LHP) rounded out UCF's selections that year by being selected in the 42nd round.

UCF ALL-TIME VS. 2024 OPPONENTS

Team	Record	Streak			
Bryant	1-0	W1	Texas Tech	1-0	W1
Miami	12-31	W1	Bethune-Cookman	88-17	W11
Samford	23-5	W4	North Florida	19-15	W1
Florida Atlantic	49-41	W2	Kansas State	0-0	First Meeting
South Florida	82-83	W1	West Virginia	1-0	W1
Florida	23-27	W5	Central Michigan	11-5	W4
Oklahoma	3-7	L5	FGCU	1-2	L2
Stetson	78-51	W4	Cincinnati	19-13	W3
Oklahoma State	5-2	L1	Houston	32-34	L1
Kansas	4-1	W2	Texas	0-0	First Meeting
Jacksonville	50-42	L1	Baylor	0-0	First Meeting

BIG 12 STANDINGS

TEAM	CONF.	CPCT.	OVR.	PCT.
KSU	5-1	.833	17-6	.739
OU	7-2	.778	14-9	.609
UT	4-2	.667	15-9	.625
WVU	4-2	.667	14-10	.583
OSU	3-3	.500	15-9	.625
CIN	3-3	.500	15-10	.600
UCF	4-5	.444	15-6	.714
TTU	4-5	.444	17-7	.708
HOU	4-5	.444	14-9	.609
KU	4-5	.444	12-10	.545
BYU	4-5	.444	11-10	.524
BU	3-6	.333	8-15	.348
TCU	2-7	.222	17-7	.708

RECORD SPLITS

SITUATION	OVR.	CONF.
Overall	15-6	4-5
At Home	10-2	2-1
On the Road	5-4	2-4
Ranked Teams	1-0	0-0
Day Games	4-4	2-4
Night Games	11-2	2-1
Midweek Games	5-0	0-0
Weekend Games	10-6	4-5
1-Run Games	6-1	1-1
2-Run Games	0-1	0-0
5+ Run Games	5-4	1-4
Extra-Inning Games	1-0	0-0
<9-Inning Games	2-1	0-1
Shutouts	1-0	0-0
Starter lasts 5+ innings	7-1	3-1
Starter lasts <5 innings	8-5	1-4
Staff strikes outs <10	8-5	4-5
Staff strikes out 10-14	7-1	0-0
Staff strikes out 15+	0-0	0-0
vs. RH Starters	13-4	3-3
vs. LH Starters	2-2	1-2
When UCF scores first	9-0	4-0
When Opp. scores first	6-6	0-5
Scoring 0-2 runs	1-1	0-1
Scoring 3-5 runs	5-4	2-3
Scoring 6-9 runs	4-0	1-0
Scoring 10+ runs	5-1	1-1
Opp. scores 0-2 runs	8-0	3-0
Opp. scores 3-5 runs	3-1	1-1
Opp. scores 6-9 runs	3-1	0-0
Opp. scores 10+ runs	1-4	0-4
Outhit opponents	11-2	3-1
Tied hits	3-0	0-0
Outhit by opponents	1-4	1-4
Made no errors	8-1	2-1
Made 1 error	6-4	2-3
Made 2 or more errors	1-1	0-1
Leading after 7 innings	11-0	3-0
Tied after 7 innings	2-1	0-1
Trailing after 7 innings	2-5	1-4
Walk-offs	2-0	1-0
Run-Rule Walk-offs	1-1	0-1
On Tuesday	2-0	0-0
On Wednesday	3-0	0-0
On Thursday	0-0	0-0
On Friday	4-1	1-1
On Saturday	4-3	3-2
On Sunday	2-2	0-2
Series Openers	4-2	1-2
Middle Games	3-2	2-1
Series Finales	3-2	1-2
In February	6-0	0-0
In March	9-6	4-5
In April	0-0	0-0
In May	0-0	0-0
Hometown Team (Orlando)	1-1	0-0
Black Script	4-1	2-1
Black Stacked	4-0	1-0
Cream Script	0-1	0-1
Pinstripes (Throwback)	3-0	1-0
Grey Script	0-0	0-0
Grey Stacked	1-3	0-3
Blue Space/Citronaut	2-0	0-0

2024 UCF KNIGHTS

#	NAME	POS.	B/T	HT.	WT.	YR.	HOMETOWN/HIGH SCHOOL (PREV. SCHOOL)	PRONUNCIATION
1	AJ Nessler	UTL	L/R	5-9	185	So.	Tampa, Fla. / Tampa Jesuit (Pitt)	
3	Lex Boedicker	INF	L/R	6-1	225	Jr.	Lima, Ohio / Bath	BO-deck-er
4	Cade Boxrucker	RHP	R/R	6-2	185	Sr.	West Chester, Ohio / Badin (Campbell)	
5	Mikey Kluska	INF	R/R	6-1	190	Sr.	White Sulphur Springs, W.Va. / IMG Academy (Richmond)	CLUH-skuh
6	Andrew Estrella	INF	R/R	6-1	190	Jr.	Miami, Fla./Miami Christian (Stetson)	eh-STRAY-uh
7	Corey Robinson	OF	R/R	5-11	165	Jr.	Port Orange, Fla. / Spruce Creek (Florida)	
8	Chase Centala	RHP	R/R	6-1	205	Sr.	Tampa, Fla. / Sickles (Florida)	sen-TALL-uh
10	Cameron Crain	LHP	R/L	6-3	200	R-Sr.	Lee's Summit, Mo. / Lee's Summit West (Johnson County CC)	like "crane"
11	Andrew Williamson	OF	L/L	6-0	180	Fr.	St. Petersburg, Fla. / Northside Christian	
12	Carsten Finnvoid	LHP	L/L	6-1	190	Jr.	Boca Raton, Fla. / American Heritage Delray (Florida)	
13	Jack Zyska	OF	R/R	5-11	180	R-Sr.	Berkely Heights, N.J. / Seton Hall Prep (Notre Dame)	ZISS-ka
14	Tyler Nesbitt	RHP	R/R	6-3	200	R-Jr.	LaBelle, Fla. / LaBelle (Florida)	
15	Zack Bennett	RHP	R/R	6-5	225	R-So.	Port Orange, Fla. / Spruce Creek	
16	Dom Stagliano	RHP	R/R	6-2	185	Jr.	Boynton Beach, Fla. / Palm Beach Gardens (Stetson)	STAG-lee-ah-no
17	Wiley Hartley	RHP	R/R	6-3	200	RJr.	Atlanta, Ga. / North Atlanta (Campbell)	WHY-lee
18	Jaxon Goldberg	INF	S/R	6-0	188	Fr.	Overland Park, Kan. / Blue Valley North	
19	Josh Fernald	RHP	R/R	6-2	200	Fr.	Live Oak, Fla. / Columbia	FUR-nuld
21	Najer Victor	RHP	R/R	6-1	195	Sr.	St. Thomas, U.S. Virgin Islands / East Ridge (FGCU)	naw-JEER
22	Cole Russo	INF	L/R	6-2	210	Jr.	Tampa, Fla. / Tampa Jesuit	
23	Spencer Bauer	RHP	R/R	6-2	235	R-Sr.	Manasquan, N.J. / Manasquan (Elon)	BOW-er (like pow)
24	Braden Calise	INF	R/R	6-0	185	R-So.	Fort Pierce, Fla. / John Carroll Catholic (Louisville)	BRAY-den kuh-LEESE
25	Danny Neri	C	L/R	6-1	195	Sr.	Macclenny, Fla. / Bishop John J. Snyder (Notre Dame)	near-EYE
26	Andrew Brait	INF	R/R	5-8	185	R-Sr.	Melbourne, Fla. / Viera	rhymes with "rate"
27	Kyle Rossy	RHP	R/R	6-2	200	R-Fr.	Glen Ellyn, Ill. / Glenbard West	ROSS-ee
28	Dylan King	C	L/R	6-2	200	Jr.	Delray Beach, Fla. / American Heritage Delray (North Carolina)	
29	Anthony Calabro	OF	R/R	6-0	190	Sr.	Jacksonville, Fla./Bishop Kenny (West Georgia)	kuh-LAW-bro
30	Kyle Kramer	RHP	R/R	5-11	175	R-Sr.	St. Petersburg, Fla. / St. Petersburg (Rollins College)	
31	Dominic Castellano	LHP	R/L	5-11	175	Jr.	Tampa, Fla. / Tampa Jesuit	cast-uh-LAWN-o
32	Carter White	INF	L/R	6-2	200	Fr.	Naples, Fla. / Saint John Neumann	
33	Trey Wheeler	LHP	L/L	6-0	185	So.	Indianapolis, Fla. / Melbourne (South Carolina)	
34	Kris Sosnowski	RHP	R/R	6-0	200	R-So.	Lutz, Fla. / Tampa Jesuit	sauce-NOW-skee
35	Nick Vieira	RHP	R/R	6-6	225	R-Jr.	Margate, Fla. / Elite Squad Baseball	vee-AIR-uh
37	Ben Vespi	RHP	R/R	6-3	190	Sr.	Boynton Beach, Fla. / Central Florida Elev8	VESP-ee
40	Tyler Kozera	RHP	R/R	6-3	215	Fr.	Pittsburgh, Pa. / Saint John Neumann	KOH-zer-uh
41	Joey Wimpelberg	RHP	R/R	6-1	185	Fr.	Winter Springs, Fla. / Winter Springs	WIMP-el-berg
42	Keano Suarez	C	R/R	5-10	205	Sr.	Apopka, Fla. / Lake Brantley	key-AHN-oh SWAR-ez
43	Matt Prevesk	OF	L/L	6-3	210	Jr.	Apopka, Fla. / Apopka (Florida)	PRE-vesk
44	Andrew Sudean	C	R/R	6-5	210	Jr.	Lakeland, Fla. / McKeel Academy of Technology	
45	Matt Cedarburg	UTL	R/R	6-0	170	R-Sr.	Fort Myers, Fla. / Bishop Verot (Southern Miss)	
47	Julian Balzer	LHP	L/L	6-3	170	Jr.	Rockledge, Fla. / Rockledge	BALL-zer
48	Grant Siegel	RHP	R/R	6-1	195	Jr.	Fort Lauderdale, Fla. / University School (West Virginia)	SEEG-ell
55	Alex Galvan	RHP	R/R	6-6	250	Sr.	Brielle, N.J. / Manasquan (Louisville)	gal-VONN

COACHES AND SUPPORT STAFF

Head Coach: #39 Rich Wallace (UCF, '04), 1st Season	
Asst. Coach/Recruiting Coordinator: #0 Norberto Lopez (Nova Southeastern, '99), 1st Season	
Pitching Coach: #20 Drew Thomas (Illinois State, '98), 1st Season	
Assistant Coach: #9 Ted Tom (Shawnee State '04), 7th Season	
Director of Baseball Operations: Morgan DePew (Saint Joseph's, '16) 1st Season	
Director of Player Development: Michael Agis (FIU, '17) 1st Season	AGG-iss
Strength & Conditioning: Jeremy Fradin (SDSU '12)	FRAY-din
Athletic Trainer: Kaylee Shores (West Texas A&M '18)	
Associate Director, Equipment Operations: Bryan Hill (UAlbany '06)	
Associate Director, Strategic Communications: James Warnick (Utah Valley '08)	

ROSTER BREAKDOWN

By Position	By State/Territory	By Class
C: 4	Florida: 30	R-Senior: 7
INF: 8	New Jersey: 3	Senior: 8
OF: 5	Ohio: 2	R-Junior: 3
UTL: 2	Georgia: 1	Junior: 12
RHP: 18	Illinois: 1	R-Sophomore: 3
LHP: 5	Kansas: 1	Sophomore: 2
	Missouri: 1	R-Freshman: 1
	Pennsylvania: 1	Freshmen: 6
	West Virginia: 1	
	U.S. Virgin Islands: 1	

2024 UCF KNIGHTS PHOTO ROSTER



AJ NESSLER
1 | OF
L/R | 5-9 | 185 | So.



LEX BOEDICKER
3 | OF
L/R | 6-1 | 225 | Jr.



CADE BOXRUCKER
4 | RHP
R/R | 6-2 | 185 | Sr.



MIKEY KLUSKA
5 | INF
R/R | 6-1 | 190 | Sr.



ANDREW ESTRELLA
6 | INF
R/R | 6-1 | 190 | Jr.



COREY ROBINSON
7 | OF
R/R | 5-11 | 165 | Jr.



CHASE CENTALA
8 | RHP
6-1 | 205 | R/R | Jr.



CAMERON CRAIN
10 | LHP
R/L | 6-3 | 200 | R-Sr.



ANDREW WILLIAMSON
11 | OF
L/L | 6-0 | 180 | Fr.



CARSTEN FINNVOLD
12 | LHP
L/L | 6-1 | 190 | Jr.



JACK ZYSKA
13 | OF
R/R | 5-11 | 180 | R-Sr.



TYLER NESBITT
14 | RHP
R/R | 6-3 | 200 | R-Jr.



ZACK BENNETT
15 | RHP
R/R | 6-5 | 225 | R-So.



DOM STAGLIANO
16 | RHP
R/R | 6-2 | 185 | Jr.



WILEY HARTLEY
17 | RHP
R/R | 6-3 | 200 | R-Jr.



JAXON GOLDBERG
18 | INF
S/R | 6-0 | 188 | Fr.



JOSH FERNALD
19 | RHP
R/R | 6-2 | 200 | Fr.



NAJER VICTOR
21 | RHP
R/R | 6-1 | 19 | Sr.



COLE RUSSO
22 | INF
L/R | 6-2 | 210 | Jr.



SPENCER BAUER
23 | RHP
R/R | 6-2 | 235 | R-Sr.



BRADEN CALISE
24 | INF
R/R | 6-0 | 185 | R-So.



DANNY NERI
25 | C
L/R | 6-1 | 195 | Sr.



ANDREW BRAIT
26 | INF
R/R | 5-8 | 185 | R-Sr.



KYLE ROSSY
27 | RHP
R/R | 6-2 | 200 | R-Fr.



DYLAN KING
28 | C
L/R | 6-2 | 200 | Jr.



ANTHONY CALABRO
29 | OF
R/R | 6-0 | 190 | R-Sr.



KYLE KRAMER
30 | RHP
R/R | 5-11 | 175 | R-Sr.



DOMINIC CASTELLANO
31 | LHP
R/L | 5-11 | 175 | Jr.



CARTER WHITE
32 | INF
L/R | 6-2 | 200 | Fr.



TREY WHEELER
33 | LHP
L/L | 6-0 | 185 | So.



KRIS SOSNOWSKI
34 | RHP
R/R | 6-0 | 200 | R-So.



NICK VIEIRA
35 | RHP
R/R | 6-6 | 225 | R-Jr.



BEN VESPI
37 | RHP
R/R | 6-3 | 190 | Jr.



TYLER KOZERA
40 | RHP
R/R | 6-3 | 215 | Fr.



JOEY WIMPELBERG
41 | RHP
R/R | 6-1 | 185 | Fr.



KEANO SUAREZ
42 | C
R/R | 5-10 | 205 | Sr.



MATT PREVESK
43 | OF
L/L | 6-3 | 210 | Jr.



ANDREW SUNDEAN
44 | C
R/R | 6-5 | 210 | Jr.



MATT CEDARBURG
45 | UTL
R/R | 6-0 | 170 | R-Sr.



JULIAN BALZER
47 | LHP
L/L | 6-3 | 170 | Jr.



GRANT SIEGEL
48 | RHP
R/R | 6-1 | 195 | Jr.



ALEX GALVAN
55 | RHP
R/R | 6-6 | 250 | Jr.

KNIGHTS COACHES



RICH WALLACE
HEAD COACH



NORBERTO LOPEZ
RECRUITING COORDINATOR
3RD BASE COACH



DREW THOMAS
PITCHING COACH




TED TOM
ASSISTANT COACH
1ST BASE COACH



MORGAN DEPEW
DIRECTOR OF OPERATIONS



MICHAEL AGIS
DIRECTOR OF PLAYER
DEVELOPMENT



JEREMY FRADIN
STRENGTH AND
CONDITIONING COACH



KAYLEE SHORES
ATHLETIC TRAINER

2024 NOTEWORTHY NUMBERS

MULTI-HIT GAMES

#	NAME	2	3	4	5+	TOTAL
43	Matt Prevesk	7	3	-	-	10
3	Lex Boedicker	3	3	1	-	7
44	Andrew Sundean	4	3	-	-	7
26	Andrew Brait	4	2	-	-	6
13	Jack Zyska	4	2	-	-	6
6	Andrew Estrella	3	1	-	-	4
11	Andrew Williamson	4	-	-	-	4
5	Mikey Kluska	3	-	-	-	3
24	Braden Calise	-	2	-	-	2
25	Danny Neri	2	-	-	-	2
45	Matt Cedarburg	1	1	-	-	2
TEAM		35	17	1	0	53

MULTI-RBI GAMES

#	NAME	2	3	4	5+	TOTAL
44	Andrew Sundean	2	4	1	-	7
43	Matt Prevesk	5	1	-	-	6
6	Andrew Estrella	-	2	1	1	4
3	Lex Boedicker	1	1	-	1	3
25	Danny Neri	2	1	-	-	3
13	Jack Zyska	2	1	-	-	3
26	Andrew Brait	1	-	-	1	2
5	Mikey Kluska	1	1	-	-	2
11	Andrew Williamson	1	1	-	-	2
TEAM		15	12	2	3	32

MILESTONE METER

CAREER HOME RUNS LEADERS		SINGLE-SEASON HOME RUN LEADERS		
1.	Ben McCabe (2019-Pres.)	49	1. Chris Duffy (2010)	21
2.	Chris Duffy (2007-10)	43	2. Jonathan Griffin (2011)	19
	Bobby Kiser (1987-90)	43	Ben McCabe (2023)	19
4.	Dustin Brisson (1997-00)	41	3. Dee Brown (2005)	18
5.	Vince Zawaski (1985-88)	40	5. Dustin Brisson (1999)	17
6.	D.J. Hicks (2009-12)	36	6. Lex Boedicker (2023)	16
7.	Matt Bowser (1998-00)	35	Chad Ehrnsberger (2001)	16
8.	Jeremy Frost (1999-02)	32	Jordan Rathone (2021)	16
9.	Tom Josten (2020-23)	31	Andrew Sundean (2023)	16
10.	Kiko Vazquez (2006-09)	29	Josh Crouch (2021)	15
			Drew Faurot (2023)	15
			John-Michael Howell (2005)	15
			Gregg Pacitti (1997)	15
CAREER RBI LEADERS		SINGLE-SEASON SAVES LEADERS		
1.	Dee Brown (2002-05)	229	1. Joe Rogers (2012)	13
2.	Vince Zawaski (1985-88)	221	2. Jason Arnold (1998)	12
3.	Bobby Kiser (1987-90)	213	3. Bryce Tucker (2017)	9
4.	Dustin Brisson (1997-2000)	200	Joe Rogers (2011)	9
5.	Ben McCabe (2019-Pres.)	184	Justin Weiss (2007)	9
6.	Chris Duffy (2007-10)	182	6. Kyle Kramer (2023)	8
7.	D.J. Hicks (2009-12)	173	David Litchfield (2021)	8
CAREER RUNS LEADERS		Joe Rogers (2010)		8
1.	Vince Zawaski (1985-88)	236	Dominic Petracca (2006)	8
2.	Tim Foskett (1980-83)	196	Zach Sutton (2002)	8
3.	Mike Myers (2000-02)	182	Jason Arnold (1999)	8
	Dee Brown (2002-05)	182	Jason Schlutt (1993)	8
5.	Dustin Brisson (1997-2000)	172	Brian Huie (1991)	8
6.	Ben McCabe (2019-Pres.)	171	CAREER SAVES LEADERS	
7.	Odie Koehnke (1984-87)	164	1. Joe Rogers (2010-12)	30
8.	Bobby Kiser (1987-90)	160	2. Jason Arnold (1998-01)	27
9.	Jeremy Frost (1999-02)	155	3. Justin Weiss (2006-09)	21
10.	Ronnie Richardson (2010-12)	154	Brian Huie (1990-92)	21
CAREER AT-BATS LEADERS		5.	Bryce Tucker (2016-18)	15
1.	Bobby Kiser (1987-90)	896	Kyle Kramer (2022-24)	15
2.	Vince Zawaski (1985-88)	878	Zach Sutton (1999-02)	14
3.	Dee Brown (2002-05)	866	8. Dominic Petracca (2005-06)	12
4.	Chris Taladay (2010-13)	854	Jeffry Hakanson (2018-20)	12
5.	Tony Marrillia (1992-95)	839	10. Jason Schlutt (1992-93)	9
6.	Ben McCabe (2019-Pres.)	822		
7.	Matthew Mika (2016-19)	818		
8.	Dustin Brisson (1997-2000)	813		
9.	Tim Foskett (1980-83)	796		
10.	Eric Kallstrom (2006-09)	752		
CAREER HIT BY PITCH LEADERS				
1.	Ronnie Richardson (2010-12)	65		
2.	Shane Brown (2007-10)	55		
3.	Ryan Bono (2003-06)	50		
4.	Kiko Vazquez (2006-09)	48		
5.	Rich Wallace (2000-03)	46		
6.	Dee Brown (2002-05)	45		
7.	Ben McCabe (2019-Pres.)	44		
8.	Tom Josten (2020-Pres.)	40		
9.	Andrew Sundean (2022-Pres.)	38		

OFFENSIVE STREAKS

GAMES WITH A HIT - ACTIVE

#	NAME (Date Started)
4	Andrew Sundean (Mar 19, 2024)
3	Lex Boedicker (Mar 22, 2024)
3	Andrew Brait (Mar 22, 2024)
2	Braden Calise (Mar 23, 2024)
2	Jack Zyska (Mar 23, 2024)
1	Mikey Kluska (Mar 23, 2024)
1	Danny Neri (Mar 23, 2024)
1	Dylan King (Mar 22, 2024)
1	Keano Suarez (Mar 22, 2024)

GAMES REACHED BASE - ACTIVE

#	NAME (Date Started)
5	Lex Boedicker (Mar 17, 2024)
4	Andrew Sundean (Mar 19, 2024)
3	Danny Neri (Mar 22, 2024)
3	Andrew Brait (Mar 22, 2024)
2	Braden Calise (Mar 23, 2024)
2	Jack Zyska (Mar 23, 2024)
1	Dylan King (Mar 22, 2024)
1	Mikey Kluska (Mar 22, 2024)
1	Keano Suarez (Mar 22, 2024)

GAMES WITH RBI - ACTIVE

#	NAME (Date Started)
2	Andrew Sundean (Mar 23, 2024)
1	Jack Zyska (Mar 23, 2024)

SEASON HIGHS

#	NAME	HIT STREAK*	REACHED-BASE STREAK^	RBI STREAK^
43	Matt Prevesk	8 (started vs. Bryant - 2/16)	11 (started vs. Bryant - 2/16)	2 (started vs. Oklahoma - 3/10)
13	Jack Zyska	8 (started at Florida - 3/6)	9 (started at Florida - 3/6)	4 (started vs. Samford - 2/24)
6	Andrew Estrella	7 (started vs. Samford - 2/23)	7 (started vs. Samford - 2/23)	7 (started vs. Samford - 2/23)
44	Andrew Sundean	6 (started vs. Bryant - 2/16)	12 (started vs. Bryant - 2/16)	2 (started at Kansas - 3/23)
5	Mikey Kluska	6 (started vs. Bryant - 2/16)	8 (started vs. Bryant - 2/16)	2 (started vs. Samford - 2/23)
11	Andrew Williamson	6 (started vs. Oklahoma - 3/9)	6 (started vs. Oklahoma - 3/9)	2 (started vs. Samford - 2/23)
26	Andrew Brait	4 (started vs. Samford - 2/23)	17 (started vs. Bryant - 2/16)	2 (started at Florida - 3/6)
3	Lex Boedicker	6 (started vs. Samford - 2/23)	6 (started vs. Samford - 2/23)	2 (started vs. Samford - 2/23)
1	AJ Nessler	4 (started vs. Miami - 2/21)	5 (started vs. Bryant - 2/16)	1 (started vs. Samford - 2/25)
25	Danny Neri	2 (started vs. South Florida - 3/3)	8 (started vs. FAU - 2/27)	2 (started at Oklahoma - 3/9)
45	Matt Cedarburg	3 (started at Oklahoma - 3/10)	6 (started at Oklahoma - 3/9)	1 (started vs. Oklahoma St. - 3/17)
24	Braden Calise	2 (started at Kansas - 3/23)	3 (started at Oklahoma - 3/9)	1 (started vs. Oklahoma St. - 3/17)
28	Dylan King	1 (started at Kansas - 3/22)	1 (started at Kansas - 3/22)	
42	Keano Suarez	1 (started at Kansas - 3/22)	1 (started at Kansas - 3/22)	1 (started vs. Kansas - 3/22)

Bold denotes active streak | [Indicates streak began in previous season] | *Games with min. 1 at bats | ^Games with min. 1 plate appearance

TEAM SINGLE-GAME HIGHS

BATTING

At-Bats	46, at Florida Atlantic, 2/27
Runs Scored	18, vs. Samford, 2/23
Hits	19, at Florida Atlantic, 2/27
RBI	18, vs. Samford, 2/23
Doubles	4, vs. Samford, 2/23
	4, at Florida Atlantic, 2/27
Home Runs	5, vs. Oklahoma State, 3/15
Total Bases	29, vs. Oklahoma State, 3/15
Walks	10, vs. Oklahoma State, 3/17
Strikeouts	12, Two Times
Sac Hits	2, Three Times
Sac Flies	1, 11 Times
Stolen Bases	3, vs. Oklahoma State, 3/17
	3, at Kansas, 3/23
Hit By Pitch	3, vs. South Florida, 3/3
	3, at Oklahoma, 3/9
Caught Stealing	1, Seven Times
Runners LOB	15, at Florida Atlantic, 2/27

PITCHING

Innings	10.0, vs. South Florida
Runs Allowed	16, vs. Oklahoma State, 3/16
Earned Runs	15, vs. Oklahoma State, 3/15
Walks Allowed	9, at Kansas, 3/22
Strikeouts	13, vs. Bryant, 2/16
Hits Allowed	18, at Oklahoma, 3/10
Doubles Allowed	4, Two Times
Triples Allowed	2, Two Times
Homers Allowed	3, Three Times
Wild Pitches	3, at Kansas, 3/22
Hit Batters	3, vs. South Florida, 3/2

FIELDING

Putouts:	30, vs. South Florida, 3/1
Assists:	13, Two Times
Errors:	4, at Oklahoma, 3/9
Passed Balls:	1, Four Times
DPs Turned:	2, Four Times

Bold Indicates Program Record

INDIV. SINGLE-GAME HIGHS

BATTING

At-Bats	6, Lex Boedicker, at FAU, 2/27
	6, Mat Prevesk, vs. Oklahoma St., 3/17
Runs Scored	3, Eight Times
Hits	4, Lex Boedicker, vs. Oklahoma St, 3/15
RBI	5, Andrew Brait, vs. Samford, 2/23
	5, Andrew Estrella, vs. Samford, 2/25
	5, Lex Boedicker, vs. Oklahoma St., 3/15
Doubles	2, Andrew Sundean, vs. Samford, 2/25
	2, Andrew Williamson, at FAU, 2/27
	2, Andrew Estrella, vs. South Florida, 3/2
Triples	1, Mikey Kluska, Two Times
Home Runs	2, Andrew Williamson, vs. Oklahoma St, 3/15
Total Bases	8, Andrew Sundean, vs. Samford, 2/25
	8, Andrew Williamson, vs. Oklahoma St, 3/15
Walks	3, Jack Zyska, vs. Samford, 2/23
	3, Lex Boedicker, vs. FAU, 3/19
Strikeouts	3, Six Times
Sac Hits	2, Mikey Kluska, at Kansas, 3/23
Sac Flies	1, 11 Times
Stolen Bases	2, Andrew Brait, vs. Oklahoma St, 3/17
Hit By Pitch	2, Andrew Sundean, Two Times
	2, Matt Prevesk, vs. Oklahoma St, 3/16
Caught Stealing	1, Seven Times
Runner LOB	6, Andrew Williamson, vs. FAU, 3/19

PITCHING

IP	6.0, Ben Vespi, vs Oklahoma St, 3/15
	6.0, Wiley Hartley, at Kansas, 3/23
Runs Allowed	6, Dom Castellano, vs Oklahoma St, 3/17
Earned Runs	6, Dom Castellano, vs Oklahoma St, 3/17
Walks Allowed	5, Ben Vespi, at Kansas, 3/23
Ks	6, Vespi, Boxrucker, Nesbitt, Hartley
Hits Allowed	9, Dom Stagliano, at OU, 3/10
2Bs Allowed	4, Dom Stagliano, at Kansas, 3/23
3Bs Allowed	1, Seven Times
HRs Allowed	1, 19 Times
Wild Pitches	2, Dom Castellano, Oklahoma St, 3/17
Hit Batters	2, Tyler Nesbitt, vs. USF, 3/2
	2, Joey Wimpelberg, at Kansas, 3/22

Bold Indicates Program Record

BIG 12 PRESEASON POLL

BIG 12 PRESEASON POLL

1. TCU (11)	143
2. Texas (2)	131
3. Oklahoma State	119
4. Texas Tech	107
5. Kansas State	98
T6. Oklahoma	85
T6. West Virginia	85
8. Kansas	67
9. Houston	56
10. UCF	45
11. Baylor	36
T12. BYU	21
T12. Cincinnati	21

PRESEASON ALL-BIG 12 TEAM

C:	Karson Bowen, TCU
IF:	Kodey Shojinaga, Kansas
IF:	Kaelen Culpepper, K-State
IF:	Anthony Silva, TCU
IF:	Gavin Kash, Texas Tech*
IF:	JJ Wetherholt, West Virginia*
OF:	Bryce Madron, Oklahoma
OF:	Nolan Schubart, Oklahoma State*
OF:	Porter Brown, Texas
DH:	Janson Reeder, Kansas
UT:	Carson Benge, Oklahoma State
SP:	Owen Boerema, K-State
SP:	Kole Klecker, TCU*
SP:	Petyon Tolle, TCU
SP:	Lebarron Johnson Jr., Texas*
RP:	Tyson Neighbors, K-State*
RP:	Ben Abeldt, TCU

Preseason Player of the Year

JJ Wetherholt, West Virginia*

Preseason Pitcher of the Year

Lebarron Johnson Jr., Texas

Preseason Newcomer of the Year

Peyton Tolle, TCU

Preseason Freshman of the Year

Will Gasparino, Texas

*- unanimous selection

2024 AWARDS

BIG 12 PITCHER OF THE WEEK

BIG 12 PLAYER OF THE WEEK

PRESEASON

Kyle Kramer -	NCBWA Preseason Stopper Watch List
Andrew Sundean -	D1Baseball Top 50 Catcher (#25)
Najer Victor -	D1Baseball Top 50 Reliever (#19)
Najer Victor -	NCBWA Preseason Stopper Watch List

IN-SEASON

BIG 12

POST-SEASON

2024 NCAA TEAM RANKINGS

TOP 75

STATISTIC	NCAA	Big 12	VALUE
RPI	6	1	
WHIP	19	2	1.30
Hits Allowed Per 9 Innings	28	3	7.97
Sacrifice Bunts	28	1	15
Fielding Percentage	33	2	.978
WL Pct	35	2	.714
Double Plays Per Game	36	3	0.90
Walks Allowed Per 9 Innings	40	3	3.69
Strikeout-to-Walk Ratio	46	5	2.42
Double Plays	50	4	19
Shutouts	62	6	1
Batting Average	68	5	.295

TOP 125

Sacrifice Flies	82	7	10
ERA	79	8	4.98
Home Runs Per Game	92	8	1.24
Home Runs	107	8	26
Slugging Percentage	112	7	.459

AS OF MARCH 25, 2024

2024 NCAA PLAYER RANKINGS

TOP 125

PLAYER	STATISTIC	NCAA	Big 12	VALUE
Mikey Kluska	Sac Bunts	4	1	6
Mikey Kulska	Sac Bunts Per Gm	6	1	0.29
Chase Centala	Saves	7	1	5
Kyle Kramer	Appearances	11	1	13
Ben Vespi	Games Started	25	3	6
Jack Zyska	Sac Flies	57	4	3
Mikey Kluska	Triples	61	3	2
Chase Centala	Victories	88	5	3
Kyle Kramer	Victories	88	5	3
Mikey Kluska	Triples Per Game	109	4	0.10
Andrew Sundean	RBIs Per Game	122	5	1.19

AS OF MAR 25, 2024

THE LAST TIME...

A UCF BATTER HAD

Leadoff Home Run	Matthew Mika, vs. Bethune-Cookman, 4/23/19
Two-Home Run Game	Andrew Williamson, vs. Oklahoma State, 3/15/24
Back-to-Back Home Runs	Jack Zyska & Andrew Williamson vs. Oklahoma St, 3/15/24
Three-Home Run Game	Lex Boedicker, vs. UNF, 5/2/23
Back-to-Back-to-Back Home Runs	Ben McCabe, vs. Siena, 2/17/23
Grand Slam	Andrew Estrella, vs. Samford, 2/25/24
Grand Slam in Back-to-Back Games	Andrew Estrella, vs. Samford, 2/24-25/24
Inside the Park HR	Blaine Schulte, vs. Monmouth, Game 2, 3/1/03
Pinch Hit Home Run	Danny Neri, vs. Oklahoma State, 3/17/24
Pinch Hit Grand Slam	Brody Wofford, vs. Chicago State, 3/17/18
Walk-Off Home Run	Tom Josten, vs. Georgia Southern, 3/3/23
Walk-Off Hit	Lex Boedicker, RBI 1B vs. South Florida, 3/1/24
Walk-Off Sac Fly	Max Wood, vs. Tulane, 5/18/18
Walk-Off BB	Tom Josten, vs. Stetson, 4/18/23
Walk-Off HBP	Matt Prevesk, vs. Oklahoma State, 3/16/24
Walk-Off WP	Dylan Moore, vs. #9 Louisville, Game 2, 4/17/14
Walk-Off FC	David Phrathep, vs. LIU Brooklyn, 3/11/16
Walk-Off Error	E3F, Matt Cedarburg, vs. Wichita State, 5/18/23
Five-Hit Game	Ben McCabe, vs. Stetson, 4/18/23
Six-Hit Game	Tommy Williams, at Bethune-Cookman, 3/17/15
Four-Double Game	Shane Brown, at Tulane, 5/22/10
Two-Triple Game	Drake Wade, vs. Wagner, 3/17/04
Three-Triple Game	Wayne Gardner, vs. Florida Memorial, 1979
Five-Run Game	Matthew Mika, vs. Siena, 2/20/16
Six-Run Game	D.J. Hicks, at UAB, 4/24/09
Five-RBI Game	Lex Boedicker, vs. Oklahoma State, 3/15/24
Six-RBI Game	Tom Josten, vs. UNF, 3/7/23
Seven-RBI Game	Lex Boedicker, vs. UNF, 5/2/23
Eight-RBI Game	Ben McCabe, at FAU, 2/20/21
Hit for the Cycle	Tommy Williams, vs. Fairfield, 3/13/15
Stole Three Bases	Gephy Pena, vs. UNGC, 3/20/22
Stole Four Bases	Ray Alejo, at Houston, 5/6/18
Stole Home	Matthew Mika, vs. Florida, 2/27/19
Home Run in 3-Straight Games	Andrew Estrella, vs. Samford/Samford/FAU, 2/24-27/24
Home Run in 4-Straight Games	Andrew Estrella vs. Samford (2)/FAU/USF, , 2/24-3/1/24
Hit by Pitch Twice in One Inning	Ronnie Richardson vs. UMass, 3/9/12

A UCF PITCHER HAD

A Complete Game	
At Home	Connor Staine, vs. UNF, Game 2 (7 inn.), 3/11/22
On Road	Jordan Spicer, vs. Memphis (AAC) 5/24/19
By a Freshman	Cre Finrock, vs. USF, 5/2/15
Consecutive Complete Games	3, Zach Rodgers, at Cincinnati, 4/4/14 vs. UConn, 4/12/14, at Tulane, 4/18/15
Combined Shutout	Dom Stagliano, 4.2 IP; Kyle Kramer, 1.2 IP; Chase Centala, 2.2 IP, vs. South Florida, 3/3/24
A Shutout	
At Home	Connor Staine, vs. UNF, Game 2 (7 inn.), 3/11/22
On Road	Zach Rodgers, at Tulane, 4/18/15
By a Freshman	Mitch Houck, at South Florida, 4/4/06
Consecutive Shutouts	3, Kyle Bono, vs. Gardner-Webb, Game 1, 3/13/04 at Campbell, Game 1, 3/20/04, vs. Stetson, Game 2, 3/27/04
10 Innings Pitched	Jason Arnold, vs. FAU, 3/18/01
10-Strikeout Game	Hunter Patteson, at UNF, 3/13/22
11-Strikeout Game	Cameron Leiter, at Cincinnati, 5/13/23
12-Strikeout Game	Ruddy Gomez, vs. Dartmouth, 3/17/23
13-Strikeout Game	Mitch Houck, vs. Wagner, 3/17/08
14-Strikeout Game	Colton Gordon, at Troy, 3/26/21
15-Strikeout Game	Matt Fox, at Campbell, 3/19/04
17-Strikeout Game	Tim Bascom, vs. Siena, 3/5/05
5 HBP in a Game	6, Mitch Houck, vs. #5 Missouri, 2/25/08
Solo No-Hitter	Pete MacLaughlin, vs. Columbia, 4/1973
Combined No-Hitter	Mitch Houck, 7.0 IP and Austin Hudson, 2.0 IP, vs. Wagner, 3/17/08
One-Hitter	Darren Newlin, vs. Belmont, Game 2, 4/17/04
Combined One-Hitter	Najer Victor, 3 IP; Dominic Castellano, 2.2 IP; Kyle Kramer, 1.1 IP; Zach Chappell, 1 IP; Zack Austin, 1 IP, at Bethune-Cookman, 2/28/23
Two-Hitter (7 inn.)	Connor Staine, vs. UNF, Game 2, 3/11/22
Two-Hitter (9 inn.)	Tim Bascom, vs. East Carolina, 4/7/06
Three-Hitter	Robby Howell, vs. Jacksonville, 3/17/17

UCF AS A TEAM

Shut Out an Opponent	1-0, vs. South Florida, 3/3/24
At Home	9-0, at Bethune-Cookman, 2/28/23
On Road	12-0, vs. USF, 5/26/17
At Neutral Site	1-0, vs. #2 Ole Miss (12 inn.), 3/5/22
Shut Out a Ranked Opponent	5-0 & 4-0, vs. South Florida, 4/1/22-4/3/22
Back-to-Back Shutouts	
Scored 20 Runs in a Game	22, vs. Siena, 2/17/23
At Home	20, at Cincinnati, 4/10/21
On Road	10, 1st inn., at Memphis, 4/10/22
Scored 10+ Runs in an Inning	22, vs. Siena, 2/17/23
20+ Hits in a Game	8, vs. UNF, 5/2/23 (Program Record)
5+ Home Runs in a Game	7th inn., vs. Marshall, 5/21/11
4 Home Runs in an Inning	vs. Chicago State, 3/18/18
Hit for the Home Run Cycle	10, FAMU, 3/9/22
Drew 10+ Walks	at Florida Atlantic, 2/27/24
Left 15 Runners on Base	at UNF, 3/21/23
Left 16 Runners on Base	vs. Monmouth (16 inn.), 3/9/08
Left 19 Runners on Base	22, at #12 ECU (12 inn.), 4/7/23
Stranded 20+ Opp. Runners on Base	Turned a Triple Play Justin Weiss, P to Dwayne Bailey, 2B to Kiko Vazquez, 1B, at Stetson, 3/27/07
Hit Into a Triple Play	Mike Cohan, RF to Corey Blair, 1B to Kevin Murray, 3B, vs. Siena, 3/8/00
Longest Winning Streak	29 Games, 3/8-4/21/95
Won Against a Ranked Opponent	
At Home	vs. #21 Florida State, 3/15/23
On the road	at #4 Florida, 3/6/24
At Neutral Site	7-6, #11 Maryland, 2/21/15
Lost to a Ranked Opponent	at #12 ECU, 4/7/23
Defeated a No. 1 Ranked Opponent	at #1 Ole Miss, 2/27/21
Swept a No. 1 Ranked Opponent	vs. #1 Florida, 3/6-7/18
Swept a Ranked Opponent	
On the Road, 3 Games	at #8 Auburn, 2/21-23/20
At Home, 3 Games	vs. #30 Houston, 4/26-28/13
Swept by a Ranked Opponent, 3 Games	at #12 ECU, 4/6-7/23
Swept a Conference Opponent	
At Home, 3 Games	vs. USF, 4/1-3/22
On the Road, 3 Games	at Wichita State, 4/22-24/22
Rallied from an Eight-Run Deficit	Down 8-0 - B4, Won 10-9, vs. Wagner, 3/3/18
Rallied from a Nine-Run Deficit	Down 9-0 - B8, Won 10-9 (12 inn.), vs. Campbell, 4/4/03
Rallied from a 10-Run Deficit	Down 10 - B4, Won 13-12, vs. Stetson, 4/21/09
Committed Six or More Errors	6, vs. UAB, 4/6/12

EJECTION

Head Coach	Greg Lovelady, at ECU, 4/7/23
Assistant Coach	Drew Thomas, at Kansas, 3/23/24
Player	Tyler Osik, at Wichita State, 4/20/19

A UCF OPPONENT

Shut Out UCF	2-0, at Ohio State, 5/9/23
Shut Out UCF in Two-Straight Games	#24 Miami, Jacksonville, 3/6-3/8/13
Hit a Pinch-Hit HR	Boris Pena, vs. Bethune-Cookman, 5/16/23
Hit a Grand Slam	Collier Cranford, at Kansas, 3/22/24
Stole Home	Justin Murray, vs. Houston, 4/30/23
Threw a No-Hitter	Rich Patrylo, vs. Miami, 1973
Threw a One-Hitter	Randy Beam (7 inn.), vs. Florida Atlantic, Game 1, 4/19/03
Threw a Combined One-Hitter	Three pitchers, at #6 Rice, 4/22/07
Hit Three HR in a Game	Jamie Bruno, vs. Tulane, 4/11/09
Hit an Inside-the-Park HR	Garrett Cannizaro, at Tulane, 5/20/10
Hit for The Cycle	Collier Cranford, at Kansas, 3/22/24
Five-Hit Game	Marc Bourgeois, #20 Southern Miss, 4/2/11
Scored 10 Runs in an Inning	10, vs. Troy, 3/11/23
Threw a Complete Game	Anthony Kay, vs. UConn, 4/11/15
Threw a Shutout	Bret Neilan, vs. Stetson, 2/23/21
Had 10+ Strikeouts	11, Brian Holiday, vs. Oklahoma State, 3/16/24
Had 15+ Strikeouts	16, Jon Duplantier, at Rice, 3/6/15
Walk-Off Home Run	Jakob Runnels, 3-Run, at North Florida, 3/21/23
Walk-Off Wild Pitch	at UConn, 4/8/18

INDIVIDUAL SINGLE-GAME PROGRAM RECORDS

BATTING

At-Bats	8, (2 times) last Eric Kallstrom, vs. Monmouth (16 inn.), 3/9/08
Runs Scored	6, D.J. Hicks, at UAB, 4/24/09
Hits	6, (2 times) last Tommy Williams, at Bethune-Cookman, 3/17/15
Doubles	4, (3 times) last Shane Brown, at Tulane, 5/21/10
Triples	3, Wayne Gardner, vs. Florida Memorial, 4/14/79
Home Runs	3, (6 times) last Lex Boedicker, vs. UNF, 5/9/23
RBI	8, (3 times) last Ben McCabe, at FAU, 2/20/21
Total Bases	14, Ben McCabe, vs. Siena, 2/17/23
Walks	5, Vince Zawaski, vs. SIU-Edwardsville, 3/29/86
Strikeouts	5, (2 times) last Rylan Thomas, at USF, 4/8/17
Stolen Bases	6, (2 times) last Tony Marilla, at West Virginia, 3/18/93
Hit By Pitch	3, (5 times) last Andrew Sundean, at Wichita State, 4/23/22
Sacrifice Hits	2, (36 times) last Kam Gellinger, at USF, 5/14/15
Grand Slams	1, (40 times) last Andrew Estrella, vs. Samford, 2/25/24

PITCHING

Innings	17.0, Tommy Foy, vs. Rollins, 4/29/82
Hits	13, (7 times) last Owen Dew, vs. ECU, 5/15/10
Runs	11, (4 times) last Austin Hudson, at ECU, 3/20/09
Earned Runs	9, (2 times) last Jules Van Lunduyt, vs. Stetson, Game 2, 4/10/93
Walks	8, Chris Matulis, at Rice, 4/12/13
Strikeouts	18, (3 times) last Jay Scott, vs. Bradley, 3/15/88
Wild Pitches	6, Caleb Graham, at LSU, 3/1/09
Hit By Pitch	6, Mitch Houck, vs. Missouri, 2/25/08
Pickoffs	5, Tim Riegert, vs. Rider, 2/24/96
Balks	2, (5 times) last Kyle Sweat, vs. UAB (10 inn.), 5/9/08

39 RICH WALLACE

"THIS IS HOME. To start my career here and to, hopefully, finish my career here has been my goal for 20-plus years in this. Everything I did was to get back here somehow, some way and lead this baseball program. I'm just grateful to have a chance."

Rich Wallace, an Orlando native and former UCF baseball player and Knight assistant coach, brings two decades of experience as a Division I baseball coach with him in his return to Orlando as UCF's seventh head baseball coach. His first season as UCF head coach will be in 2024 as the Knights for the first time compete in the Big 12 Conference.

Wallace spent the 2023 season as assistant head coach and recruiting coordinator at Florida State. He previously coached at Notre Dame (2020-22), Jacksonville (2018-19), Creighton (2015-17), High Point (2009-14) and UCF (2004-08). Wallace helped teams at UCF in 2004, Jacksonville in 2018 and Notre Dame in 2021 and 2022 to NCAA Championship appearances.

A 2004 UCF graduate, Wallace becomes the first alumnus to be named head coach of an NCAA-sponsored men's sport at UCF since 1988. He played four seasons of baseball for the Knights from 2000-03, helping those teams reach the NCAA Championship in 2000, 2001 and 2002. As a freshman, he led UCF with a .380 batting average and .529 on-base percentage. He played a key role as UCF won the ASUN regular season in 2000-02 and the ASUN conference tournament in 2001 and 2002. Wallace helped the 2001 UCF squad win a school-record 51 games.

His combined NCAA Championship experience includes three times as a UCF player and four times as an assistant coach (two Super Regional appearances and one College World Series berth).

Wallace spent four seasons working with head coach Link Jarrett at Notre Dame (2020-22) and Florida State (2023). In South Bend, he served as recruiting coordinator and third-base coach while also working with Irish hitters and catchers. He oversaw defensive alignments, managed opposing pitcher video scouting reports, helped coordinate baserunning instruction and assisted with game management during his tenure in South Bend. His role in Tallahassee also featured the recruiting coordinator assignment.

Under Wallace's guidance, Notre Dame led the Atlantic Coast Conference and ranked in the top 15 nationally in fielding percentage in both 2021 and 2022. Notre Dame threw out more than 35 percent of attempted base stealers, while Irish runners finished in the top four in the league in stolen bases each season.

In Wallace's three years at Notre Dame the Irish were 86-32 (.729), second-best winning percentage in the country over that span. Notre Dame's 44-21 (.677) three-year ACC record was the best in the league, and the Irish won the conference's regular-season title (their first ACC crown) by 4.5 games in 2021. Notre Dame finished 41-17 in 2022 (most wins for the Irish since 2006) and set a single-season home run record with 79.

Wallace helped guide the Irish to back-to-back NCAA Super Regionals (first time at Notre Dame) and the 2022 College World Series in the third trip to Omaha in program history. In 2021, first baseman Niko Kavadas became a first-team All-American - Notre Dame's first since 2002 - and set the school record with 22 home runs (second in the ACC and third in the nation).

At Notre Dame, Wallace coached two All-Americans, three All-ACC selections and 14 players were named to the All-ACC Academic Team. Throughout his career Wallace's teams have produced 53 Major League Baseball draft selections and coached more than 60 all-conference performers.

He spent the 2018-19 seasons back in his home state as associate head coach and recruiting coordinator at Jacksonville under head coach Chris Hayes. In 2018 Wallace and the Dolphins finished 40-21 and reached the NCAA Championship as a two seed, highest in program history. That season, the Dolphins led the ASUN in batting average, on-base percentage, runs scored and fielding percentage.

Wallace was the recruiting coordinator at Creighton (2015-17 under head coach Ed Servais) and High Point (2009-14 under head coach Craig Cozart). He was named the Big East Recruiter of the Year by DIBaseball in 2016 at Creighton. At High Point he helped bring in consecutive nationally ranked recruiting classes for the first time in school history.

Wallace began his coaching career at UCF (2004-08 under head coach Jay Bergman), coaching the catchers and outfielders while coordinating the camps. UCF won the ASUN regular-season title in 2004 and reached the NCAA Championship.

He remains in UCF's top 10 in single-season on-base percentage (.529 in 2000) and career hit by pitch (46). Wallace in 2000 was an honorable mention Collegiate Baseball Freshman All-American and a third-team All-ASUN selection as a designated hitter. In his four seasons with the Knights, UCF won a combined 166 games (51-14 in 2001, 43-19 in 2000, 41-22 in 2002), including a combined 67-17 mark in ASUN play in 2000-02.

After his playing career as a 6-1, 220-pound infielder with the Knights concluded, Wallace earned his degree in 2004 from UCF's College of Undergraduate Studies with a major in interdisciplinary studies and a minor in criminal justice. He graduated from Bishop Moore High School in Orlando.



QUICK FACTS

THE ULTIMATE HOMECOMING

Wallace began his coaching career at UCF as assistant coach in 2004 following his four-year playing career as a Knight (2000-2003).

In June 2023, Wallace became the first-ever UCF graduate to be named head coach of the Knights baseball team. The Orlando native makes his return to UCF for the 2024 season in his first head coaching role.

HOMETOWN HERO

Wallace's outlook on recruiting means starting with Orlando and bringing hometown kids home to UCF.

THE WALLACE FILE

Hometown: Orlando, Fla.

Alma Mater: UCF (2004)

Major: Interdisciplinary Studies (Minor in Criminal Justice)

Birthday: Oct. 4

Hired as Head Coach at UCF: June 2023

Playing Career: UCF (2000-03)

Coaching Career: UCF (2004-08, Assistant), High Point (2009-14, Assistant), Creighton (2015-17, Recruiting Coordinator), Jacksonville (2018-19, Associate Head Coach), Notre Dame (2020-2022, Recruiting Coordinator), Florida State (2023, Assistant Head Coach/Recruiting Coordinator), UCF (2024-Pres., Head Coach)

Career Honors:

- College World Series: Notre Dame (2022)
- NCAA Super Regionals: Notre Dame (2021)
- NCAA Regionals: UCF (2000, 2001, 2002, 2004), Jacksonville (2018), Florida State (2023)
- Conference Regular Season Champions: ASUN (2004)
- 2016 Big East Recruiter of the Year (DIBaseball)
- Nationally-Ranked Recruiting Classes: High Point

Coaching History:

2004	UCF	Assistant	47-18	Regional
2005	UCF	Assistant	42-18	
2006	UCF	Assistant	23-33	
2007	UCF	Assistant	27-32	
2008	UCF	Assistant	31-27	
2009	High Point	Assistant	21-32	
2010	High Point	Assistant	31-29	
2011	High Point	Assistant	24-32	
2012	High Point	Assistant	28-31	
2013	High Point	Assistant	29-29	
2014	High Point	Assistant	33-22	
2015	Creighton	Recruiting Coord.	32-19	
2016	Creighton	Recruiting Coord.	38-17	
2017	Creighton	Recruiting Coord.	24-25	
2018	Jacksonville	Associate HC	40-21	Regional
2019	Jacksonville	Associate HC	32-27	
2020	Notre Dame	Recruiting Coord.	11-2	Covid-19
2021	Notre Dame	Recruiting Coord.	34-13	Supers
2022	Notre Dame	Recruiting Coord.	41-17	CWS
2023	Florida State	Assistant HC	34-25	Regional
2024	UCF	Head Coach	15-6	

All-Time Coaching Record: 15-6

Record at UCF: 15-6

Winning Seasons:

Conference Championships:

NCAA Tournament Appearances:

College World Series Appearances:

Milestones:

1st Win: Feb. 16, 2024 vs. Bryant, 12-11 (Opening Knight)

1st Conference Title:

1st NCAA Regional Appearance:

1st NCAA Super Regional Appearance:

1st College World Series Appearance:

All-Time Coaching Record vs. Conferences:

America East: 1-0

ACC: 1-0

SoCon: 3-0

AAC: 4-1

SEC: 1-0

Big 12: 4-5

ASUN: 1-0

SWAC: 0-0

MAC: 0-0

0 NORBERTO LOPEZ

ASSISTANT COACH / RECRUITING COORDINATOR

FIRST YEAR

Norberto Lopez joined UCF baseball in June 2023 as assistant coach and recruiting coordinator.

Prior to UCF, Lopez began working with the Miami baseball program prior to the 2016 season, working with the Canes' hitters and catchers, and adding responsibilities as recruiting coordinator after the 2018 campaign. Miami made NCAA Championship appearances in five of his seasons in Coral Gables, including each of the last three years after an ACC regular-season crown and CWS appearance in 2016. The Canes played host to NCAA regionals in both 2022 and 2023.

The 2019 season marked the first with Lopez as Miami's hitting coach and the Canes responded with an ACC-best 85 home runs. First baseman Alex Toral smashed a conference-leading 24 home runs that ranked third in the nation.

Among his star pupils is catcher Adrian Del Castillo, selected in the second round of the 2021 MLB Draft by the Arizona Diamondbacks. In 2016, junior catcher Zack Collins became the first Hurricane in program history to win the Johnny Bench Award as the nation's top collegiate catcher and was selected No. 10 overall by the Chicago White Sox in the 2016 MLB draft.

From Hialeah, Florida, Lopez played collegiately at Broward College (Davie Florida) and Nova Southeastern (Fort Lauderdale, Florida). Drafted by the Los Angeles Angels of Anaheim in 1999, he spent three years in the organization. He served on the Texas-Pan American coaching staff from 2009-15 and was promoted to associate head coach prior to the 2015 season. Lopez was an assistant coach for Florida Atlantic where he helped the Owls compile a .341 batting average with 93 home runs in 2007 - and a .321 batting average with 99 home runs in 2008.

Lopez spent two years at Broward Community College from 2004-06 when he led the team to a third-place finish at the 2006 NJCAA World Series.

Lopez graduated from Nova Southeastern University with a bachelor's degree in business administration in 1999. In 2006, he earned a master's in exceptional student education from Nova Southeastern.



20 DREW THOMAS

PITCHING COACH

FIRST YEAR

Drew Thomas joined the UCF baseball staff in June 2023 as the pitching coach.

Thomas spent 16 years with Coastal Carolina - including a 2016 College World Series title - then worked as pitching coach for Brewers affiliate Wisconsin Timber Rattlers of the Midwest League in 2023 after a season in the same role with the franchise's Carolina Mudcats team in the Carolina League in 2022.

In addition to the 2016 CWS crown, Thomas' Coastal Carolina coaching resume includes 11 NCAA Championship regional appearances, three super regionals, nine conference regular-season championships and nine conference championship tournament titles.

His pitching staffs finished among the NCAA top 40 in ERA eight times, including three top-10 finishes (10th in 2009, eighth in 2010, third in 2012). Coastal ranked among the NCAA top 15 in fewest hits allowed per nine innings four times (12th in 2009 and 2011, seventh in 2010, eighth in 2012). His teams led the conference in ERA six times (2007, 2009, 2010, 2011, 2012, 2016), strikeouts seven times (2009, 2010, 2011, 2013, 2016, 2018, 2019) and saves five times (2008, 2009, 2012, 2013, 2016).

His work helped produce 13 Major League Baseball draft picks, including current Major Leaguer Keith Hessler, fifth-rounder Pete Andrelczyk, fifth-rounder Cody Wheeler, second-rounder Anthony Meo, fourth-rounder Josh Conway, 10th rounder Anthony Veneziano and third-rounder Zach McCambley.

Thomas came to Coastal Carolina from IMG Academy in Bradenton, Florida, where he had worked since 2003.

Thomas pitched in the San Diego Padres organization in 1998-99 and played for the Canton Crocodiles of the Frontier League in 1999-2000. He was the 2000 Frontier League Relief Pitcher of the Year, a Frontier League All-Star and a second-team Baseball America All-Independent team member.

Thomas graduated from Illinois State University, where he earned a degree in history.



9 TED TOM

ASSISTANT COACH

SEVENTH YEAR

Ted Tom begins his seventh year in the program as an Assistant Coach. Currently, he works with the outfielders and baserunners while assisting with recruiting and hitting.

In 2023, Tom led an offense that set multiple UCF program records, including belting 109 home runs to shatter the American Athletic Conference record from 2019, finishing the season nationally ranked No. 11 in home runs and No. 14 in home runs per game (1.85). For the second consecutive year, three Knights hit above .319, tying the most in a single season over the last ten years. Tom saw Ben McCabe through his highest offensive production in his five seasons as a Knight, getting tabbed an All-American by Collegiate Baseball and the NCBWA. Two hitters were named to the AAC All-Conference First Team in McCabe and Andrew Sundean, and Drew Faurot was a unanimous selection to the all-conference freshman team.

The 2022 season saw the Knights offense led the AAC in hitting during the conference season. Freshman Andrew Sundean was named a Collegiate Baseball Freshman All-American and Second Team All-AAC after hitting .348 for the season. Senior Gephyry Pena finished his career with a Second Team All-AAC nod after hitting .329 and stealing 24 bases. Sophomore Alex Freeland was drafted in the third round by the Los Angeles Dodgers.

Prior to arriving in Orlando, Tom spent three seasons at fellow American Athletic Conference member Cincinnati. He joined the Bearcats as the director of baseball operations in 2015, covering the day-to-day operations, video, and scouting for one season. In 2016, Tom was promoted to assistant coach and remained in that role for his final two years at Cincinnati.

Tom joined UC after seven seasons as the head coach at his alma mater Shawnee State University, where he compiled a record of 203-193. Tom was named 2010 Conference Coach of the Year and helped develop two Conference Player of the Year selections in catcher Philip Butler (2011) and outfielder Danny Gesick (2010) while pitcher Derek Moore was named an NAIA All-American as a Freshman in 2014. Butler is also the only 2-time NAIA All-American in SSU history.

Tom graduated from Shawnee State with a degree in Sport Management with minors in business and sport coaching in 2004 and having been a redshirt member of the 2000 team that finished fifth in the NAIA World Series.



MORGAN DEPEW

DIRECTOR OF BASEBALL OPERATIONS

FIRST YEAR

DePew enters his first year as Director of Baseball Operations at UCF. He comes to Orlando after making stops as an assistant coach at Jacksonville, St. Johns River State, Saint Leo, and Lee University.

The past three seasons, DePew was an assistant coach and recruiting coordinator at St. Johns River State College in Palatka, Florida (2021-2023). During his time in Palatka, he helped the Vikings compile a combined a 103-69 record, which included a 46-19 clip in 2023, and a trip to the 2023 NJCAA DII Baseball World Series.

DePew previously spent two years as a volunteer assistant at Jacksonville University (2019 and 2020) where he helped the Dolphins to a 32-27 record in 2019 and a 9-9 mark during the Covid-shortened 2020 campaign. Prior to his time at Jacksonville, he served as the outfield coach at Saint Leo University for the 2018 season in Saint Leo, Florida, where he also assisted with hitting and base running.

Before his time in Sunshine State, DePew spent the summer of 2017 as an assistant coach with the La Crosse Loggers of the Northwoods League and the 2016 summer as an assistant for the Dubois Country Bombers in 2016. DePew held his first collegiate coaching position as a graduate assistant at Lee University in Cleveland, Tennessee, in 2017.

A four-year collegiate athlete, DePew played two years at Illinois Central College before finishing his college career at Saint Joseph's College.

DePew earned a bachelor's in sport management from Saint Joseph's in 2016 and an MBA from Lee University in 2017.



Knights PITCHING STAFF



4 CADE BOXRUCKER

RHP | 6-2 | 225 | R/R | Sr. | West Chester, Ohio | Badin HS/Campbell

SEASON HIGHS

IP: 5.0, at Florida Atlantic, 2/27
SO: 6, at Florida Atlantic, 2/27

CAREER HIGHS

IP: 5.2, vs. at Winthrop, 5/7/22
SO: 11, vs. High Point, 4/22/23

Prior to UCF

- Transferred to UCF after playing three seasons at Campbell (2021-2023).
- Compiled a 6-3 career record and a 6.56 ERA. Struck out 110 batters over 93.1 innings of work while limiting opposing batters to a .264 average.
- Posted a perfect 4-0 record in 2022 and followed that up by going 2-1 with two saves, a 4.50 ERA, 56 strikeouts over 42 innings while limiting batters to a .194 average in 2023.
- Named the Big South Relief Pitcher of the Week on April 17, 2023.

- Tabbed 2021 Big South Preseason Freshman of the Year by Perfect Game.
- Helped the Camels win three straight Big South Conference titles (both regular season and tournament) as well as three consecutive NCAA Regional appearances.
- Prepped at Stephen T. Badin High School in Hamilton, Ohio
- While at Badin HS, went a perfect 11-0 on the mound while limiting opponents to just a .119 batting average.
- His brother, Cody Boxrucker, played football at Valparaiso.

SEASON RESULTS

Date	Opponent	GS	IP	H	R	ER	BB	SO	2B	3B	HR	WP	BK	HBP	IBB	Score	W-L	Sv	ERA	NP
Feb 21	at Miami	*	2.0	5	3	3	2	2	2	0	0	0	0	0	0	4-3	0-0	0	13.50	55
Feb 27	at Florida Atlantic	*	5.0	2	1	1	0	6	1	0	0	1	0	0	0	11-6	1-0	0	5.14	69
Mar 06	at Florida	*	2.1	4	3	3	0	2	0	0	1	0	0	1	0	9-6	1-0	0	6.75	48
Mar 10	at Oklahoma	*	0.2	2	1	1	1	2	0	0	0	0	0	0	0	2-14	1-0	0	7.20	21
Mar 17	OKLAHOMA STATE	*	1.2	4	5	5	2	1	2	0	1	0	0	1	0	10-16	1-1	0	10.03	42
Totals		4	11.2	17	13	13	5	13	5	0	2	1	0	2	0	36-45	1-1	0	10.03	-

CAREER STATS

*Stats from previous team/school

Year	era	w-l	app	qs	cq	sho	sv	ip	h	r	er	bb	so	2b	3b	hr	bf	bavg	wp	hbp	bk	sfa	sha
2021*	10.38	0-2	13	4	0	0/0	0	17.1	26	23	20	21	18	5	0	5	100	.347	5	4	0	0	0
2022*	7.15	4-0	11	6	0	0/0	0	34.0	40	29	27	22	36	6	1	5	170	.299	3	11	0	1	2
2023*	4.50	2-1	18	1	0	0/0	2	42.0	30	28	21	29	56	4	0	4	194	.194	6	6	0	2	2
2024	10.03	1-1	5	4	0	0/0	0	11.2	17	13	13	5	13	5	0	2	58	.333	1	2	0	0	0
TOTAL	6.94	7-4	47	15	0	0/0	2	105.0	113	93	81	77	123	20	1	16	522	.272	15	23	0	3	4



8 CHASE CENTALA

RHP | 6-1 | 205 | R/R | Sr. | Tampa, Fla. | Sickles HS/Florida

SEASON HIGHS

IP: 2.2, Two Times, last vs. Oklahoma State, 3/16
SO: 4, vs. Oklahoma State, 3/16

CAREER HIGHS

IP: 6.0, at USF, 5/7/22
SO: 6, 2 times, last vs. Houston, 4/29/23

Junior (2023)

- Went 2-2 with a save while striking out 37 and walking just 13 batters over 33.0 innings of work
- Struck out a season-high 6 batters in 3.2 innings, only allowing one hit and one earned run against Houston (4/29)
- Went a season-long 5.0 innings against Georgia Southern (3/5)

- Gave up only one earned run in his longest outing (6.0 inn.) at USF on 5/7/22

Prior to UCF

- Allowed only one extra base hit across 55 batters as a freshman at Florida
- Went 2-0 with a 2.13 ERA over 12.2 innings pitched in 2021 at Florida
- 2022 Perfect Game Preseason All-Region Second Team (Florida) at Sickles
- 2020 Perfect Game Preseason All-Region Second Team (Florida)
- 2019 All-State Second Team selection at Sickles
- Career 18-4 record with 1.92 ERA in 138.1 IP at Sickles

Sophomore (2022)

- Threw combined 12-inning shutout (5), with Connor Staine, vs. #2 Ole Miss on 3/5/22

SEASON RESULTS


Date	Opponent	GS	IP	H	R	ER	BB	SO	2B	3B	HR	WP	BK	HBP	IBB	Score	W-L	Sv	ERA	NP
Feb 16	BRYANT		1.0	0	0	0	0	1	0	0	0	0	0	0	0	12-11	0-0	1	0.00	10
Feb 21	at Miami		0.2	1	0	0	0	0	0	0	0	0	0	0	0	4-3	0-0	2	0.00	9
Feb 24	SAMFORD		1.0	0	0	0	0	1	0	0	0	0	0	0	0	9-6	0-0	3	0.00	8
Mar 01	SOUTH FLORIDA		2.0	0	0	0	1	3	0	0	0	0	0	0	1	3-2	1-0	3	0.00	23
Mar 03	SOUTH FLORIDA		2.2	0	0	0	1	2	0	0	0	0	0	0	0	1-0	1-0	4	0.00	42
Mar 10	at Oklahoma		1.0	5	5	5	1	2	0	0	1	0	0	0	0	2-14	1-0	4	5.40	36
Mar 16	OKLAHOMA STATE		2.2	3	1	0	3	4	0	0	0	0	0	0	1	4-3	2-0	4	4.09	48
Mar 19	FLORIDA ATLANTIC		1.2	0	0	0	0	0	0	0	0	0	0	0	0	3-2	3-0	4	3.55	14
Mar 23	at Kansas-1		2.1	1	0	0	2	3	0	0	0	0	0	0	0	6-2	3-0	5	3.00	43
Totals		0	15.0	10	6	5	8	16	0	0	1	0	0	0	2	44-43	3-0	5	3.00	-

CAREER STATS

*Stats from previous team/school

Year	era	w-l	app	qs	cq	sho	sv	ip	h	r	er	bb	so	2b	3b	hr	bf	bavg	wp	hbp	bk	sfa	sha
2021*	2.13	2-0	7	1	0	0/0	0	12.2	10	3	3	7	9	1	0	0	55	.213	1	0	0	1	0
2022	4.85	2-3	23	3	0	0/4	2	52.0	58	35	28	17	56	10	2	6	235	.283	5	9	0	0	4
2023	5.45	2-2	17	3	0	0/0	1	33.0	39	32	20	13	37	3	0	6	157	.285	5	4	1	0	3
2024	3.00	3-0	9	0	0	0/1	5	15.0	10	6	5	8	16	0	0	1	60	.196	0	0	0	1	0
TOTAL	4.47	9-5	56	7	0	0/5	8	112.2	117	76	56	45	118	14	2	13	507	.266	11	13	1	2	7

Knights PITCHING STAFF



10 CAMERON CRAIN

LHP | 6-3 | 200 | R/L | R-Sr. | Lee's Summit, Mo. | Lee's Summit West HS/Johnson County CC

SEASON HIGHS

IP: 0.1, Two Times, last at Kansas, 3/23
SO: 1, vs. South Florida, 3/2

CAREER HIGHS

IP: 4.0, 3 times, last at UNF, 5/3/22
SO: 6, vs. FAMU, 3/9/22

R-Junior (2023)

- Went a perfect 1-0 over 18 appearances and 23.0 innings pitched
- Led the team by limiting opposing hitters to just a .175 average off of him
- Recorded nine scoreless outings on the year

Prior to UCF

- Earned First Team All-KJCC East Division honors at Johnson County CC
- In two years at JCCC went 6-1 with four saves, 76 strikeouts in 48.1 innings pitched and posted a 2.23 ERA
- Recorded 50 Ks in 32.1 IP to go along with his 1.67 ERA in 2021 at Johnson County CC
- Finished 3-1 with four saves in 2021 while limiting batters to a .175 average
- Earned NJCAA All-Academic second-team with a GPA between 3.80 and 3.99 ('20 & '21)
- 3 Year Varsity baseball at Lee's Summit West High School
- Earned first-team All-Class 5 District 12 and Missouri Class 6 second-team All-State as a senior

R-Sophomore (2022)

- Recorded the third-lowest ERA on the team with a 3.38 clip
- Also struck out 50 in 45.1 innings while limiting opposing hitters to a .219 average
- Had 6 strikeouts against Florida A&M on 3/9/2022
- Threw 4 hitless innings against North Florida on 5/3/2022

SEASON RESULTS

Date	Opponent	GS	IP	H	R	ER	BB	SO	2B	3B	HR	WP	BK	HBP	IBB	Score	W-L	Sv	ERA	NP
Mar 02	SOUTH FLORIDA		0.1	0	1	1	1	1	0	0	0	0	0	0	0	5-7	0-0	0	27.00	9
Mar 22	at Kansas		0.1	1	1	1	0	0	1	0	0	0	0	0	0	3-13	0-0	0	27.00	7
Totals		0	0.2	1	2	2	1	1	1	0	0	0	0	0	0	8-20	0-0	0	27.00	-

CAREER STATS

Year	era	w-l	app	gs	cq	sho	sv	ip	h	r	er	bb	so	2b	3b	hr	bf	bavg	wp	hbp	bk	sfa	sha
2022	3.38	2-3	22	10	0	0/2	0	45.1	35	17	17	30	50	7	0	3	194	.219	4	1	0	2	1
2023	6.65	1-0	18	2	0	0/0	0	23.0	14	19	17	27	25	3	0	4	115	.175	2	5	2	2	1
2024	27.00	0-0	2	0	0	0/0	0	0.2	1	2	2	1	1	1	0	4	.333	0	0	0	0	0	0
TOTAL	4.70	3-3	42	12	0	0/2	0	69.0	50	38	36	58	76	11	0	7	313	.206	6	6	2	4	2



12 CARSTEN FINNVOLD

LHP | 6-1 | 190 | L/L | Jr. | Boca Raton, Fla. | American Heritage Delray HS/Florida

SEASON HIGHS

IP:
SO:

CAREER HIGHS

IP: 9.0, vs. Oklahoma, 6/5/22
SO: , vs. Tennessee, 5/29/22

Prior to UCF

- Compiled a 2-1 career record with a 6.63 ERA and a struck out 14 batters over 19 innings of work while limiting opponents to a .250 batting average over two seasons at Florida
- Earned 2022 NCAA Gainesville Regional All-Tournament Team accolades after entering with the bases loaded against No. 9 Oklahoma and tossing 9.0 innings of stellar relief in which he struck out four and allowed just two runs on five hits en route to earning the victory

- Limited opposing batters to a .224 average during his freshman year in 2022
- Three-year letterwinner under head coach Carm Mazza at American Heritage
- A Two-time Preseason All-American while in high school
- Three-time All-Conference, All-Section and All-Area honoree
- Earned All-State accolades his senior season
- Went 7-3 with a 1.06 ERA, 81 strikeouts and limited opponents to a .167 opposing batting average as a senior in 59.1 innings

SEASON RESULTS

CAREER STATS

*Stats from previous team/school

Year	era	w-l	app	gs	cq	sho	sv	ip	h	r	er	bb	so	2b	3b	hr	bf	bavg	wp	hbp	bk	sfa	sha
2022*	5.00	2-1	6	1	0	0/0	0	18.0	15	15	10	9	13	2	1	2	78	.224	3	1	0	1	0
2023*	36.00	0-0	1	0	0	0/0	0	1.0	3	4	4	1	1	1	0	1	7	.600	0	0	0	1	0
TOTAL*	6.63	2-1	7	1	0	0/0	0	19.0	18	19	14	10	14	3	1	3	85	.250	3	1	0	2	0

Knights PITCHING STAFF



14 TYLER NESBITT

RHP | 6-3 | 200 | R/R | R-Jr. | LaBelle, Fla. | LaBelle HS/Florida

SEASON HIGHS

IP: 4.2, vs. Samford, 2/24
SO: 6, vs. South Florida, 3/2

CAREER HIGHS

IP: - 5.0 vs. Florida Atlantic, 3/8/23
SO: - 8, vs. FAMU, 3/4/20

Prior to UCF

- Played four years for the Florida Gators from 2020-2023
- Tabbed a 2020 Freshman All-American (Collegiate Baseball) after going 1-0 with a perfect 0.00 ERA over 11.2 innings of work during the COVID-shortened 2020 season
- Missed 2021 with an injury
- Went 2-3 with a 4.59 ERA and struck out 29 while limiting opponents to a .230 batting average in 2022
- Followed that up by going 1-0 with a 2.96 ERA and striking out 21 while holding

opponents to a .273 batting clip in 2023

- Holds a career 4-3 collegiate record and a 3.25 ERA
- On the SEC Academic Honor Roll in 2022 and 2023
- Threw four no-hitters and struck out 92 batters over 50 innings in high school
- Went 8-1 with a 1.26 ERA in high school
- Named to the Florida Region All-High School Senior First Team (Perfect Game)
- Tabbed a 2019 Fort Myers News-Press All-Area First Team as a senior
- Earned Second Team Senior Preseason All-America (Perfect Game) honors

SEASON RESULTS

Date	Opponent	GS	IP	H	R	ER	BB	SO	2B	3B	HR	WP	BK	HBP	IBB	Score	W-L	Sv	ERA	NP
Feb 24	SAMFORD	*	4.2	5	4	4	1	4	1	0	1	1	0	1	0	9-6	0-0	0	7.71	69
Mar 02	SOUTH FLORIDA	*	4.0	4	3	3	0	6	1	1	0	1	0	2	0	5-7	0-0	0	7.27	70
Mar 09	at Oklahoma-2	*	1.0	2	4	4	3	0	1	1	0	0	0	0	0	3-11	0-1	0	10.24	33
Mar 17	OKLAHOMA STATE		1.0	0	0	0	1	0	0	0	0	0	0	0	0	10-16	0-1	0	9.28	18
Mar 22	at Kansas		1.1	2	0	0	1	1	0	0	0	1	0	0	0	3-13	0-1	0	8.25	29
Totals		3	12.0	13	11	11	6	11	3	2	1	3	0	3	0	30-53	0-1	0	8.25	-

CAREER STATS

*Stats from previous team/school

Year	era	w-l	app	qs	cq	sho	sv	ip	h	r	er	bb	so	2b	3b	hr	bf	bavg	wp	hbp	bk	sfa	sha
2020*	0.00	1-0	5	1	0	0/0	0	11.2	7	0	0	3	17	1	0	0	47	.167	1	1	0	0	1
2022*	4.59	2-3	20	2	0	0/0	0	33.1	29	17	17	14	29	3	0	6	143	.230	2	1	1	1	1
2023*	2.96	1-0	11	3	0	0/1	0	24.1	27	17	8	10	21	6	0	2	118	.273	3	6	0	1	2
2024	8.25	0-1	5	3	0	0/0	0	12.0	13	11	11	6	11	3	2	1	57	.277	3	3	0	1	0
TOTAL	3.98	4-4	41	9	0	0/1	0	81.1	76	45	36	33	78	13	2	9	365	.242	9	11	1	3	4



15 ZACK BENNETT

RHP | 6-5 | 225 | R/R | R-So. | Port Orange, Fla. | Spruce Creek HS

SEASON HIGHS

IP: -
SO: -

CAREER HIGHS

IP: 3, 3 times, last vs. USF, 5/30/21
SO: 6, at Cincinnati, 4/10/21

R-Sophomore (2023)

- Did not see any action due to injury

season

- Collected 40 strikeouts in 2021, including a career-high six at Cincinnati (4/10)

Sophomore (2022)

- Took a redshirt year due to injury

Prior to UCF

- Named to 2019 First Team All-Area by The News-Journal and named Team Pitcher of the Year by his teammates
- As a junior in high school he issued just two walks in 46 innings, striking out 58 batters and posting a 1.06 ERA for Spruce Creek High School

Freshman (2021)

- His 22 appearances as a freshman was the second most by a UCF freshman in a

SEASON RESULTS

CAREER STATS

Year	era	w-l	app	qs	cq	sho	sv	ip	h	r	er	bb	so	2b	3b	hr	bf	bavg	wp	hbp	bk	sfa	sha
2021	5.45	2-2	22	0	0	0/1	1	36.1	37	32	22	18	40	5	0	5	176	.248	2	8	0	1	0
TOTAL	5.45	2-2	22	0	0	0/1	1	36.1	37	32	22	18	40	5	0	5	176	.248	2	8	0	1	0

Knights PITCHING STAFF



16 DOM STAGLIANO

RHP | 6-2 | 185 | R/R | Jr. | Boynton Beach, Fla. | Palm Beach Gardens HS/Stetson

SEASON HIGHS

IP: 5.1, vs. Oklahoma State, 3/16
 SO: 5, 3 Times, last vs. Oklahoma State, 3/16

CAREER HIGHS

IP: 7.0, 2 times, last vs. Florida State, 3/14/23
 SO: 9, 2 times, last vs. Wichita State, 5/19/23

Sophomore (2023)

- Named AAC Pitcher of the Week (Feb. 21) and earned AAC Honor Roll (March 20)
- Threw a career-high 9 strikeouts in 4.1 innings against Memphis (4/16) and matched that mark against Wichita State (5/19)
- Tied career-long 7.0 IP against No. 21 Florida State, allowing only 5 hits and 2 earned runs (3/14)

- Ranked second on the team with 18 appearances, three starts, as a freshman
- Ranked sixth in the ASUN in ERA with a 3.21 clip

Prior to College

- Played two years at Palm Beach Gardens High School and two at Olympic Heights High
- Named a Perfect Game first team All-American in 2021
- Posted a 10-5 record with one save and a 1.71 ERA over two seasons at Palm Beach Gardens, recording 114 strikeouts

Freshman at Stetson (2022)

- Collegiate Baseball Freshman All-American and ASUN All-Freshman selections


SEASON RESULTS

Date	Opponent	GS	IP	H	R	ER	BB	SO	2B	3B	HR	WP	BK	HBP	IBB	Score	W-L	Sv	ERA	NP
Feb 21	at Miami		2.2	1	0	0	2	3	0	0	0	1	1	0	0	4-3	0-0	0	0.00	63
Feb 25	SAMFORD		2.0	1	1	1	0	5	0	0	0	0	0	0	0	12-2	0-0	0	1.93	31
Mar 03	SOUTH FLORIDA	*	4.2	1	0	0	4	5	0	0	0	0	0	0	1	1-0	0-0	0	0.96	78
Mar 10	at Oklahoma	*	3.2	9	5	5	1	0	1	0	1	0	0	0	0	2-14	0-1	0	4.15	63
Mar 16	OKLAHOMA STATE	*	5.1	3	1	1	0	5	0	0	1	0	0	0	0	4-3	0-1	0	3.44	74
Mar 23	at Kansas-1	*	4.0	5	2	2	2	2	4	0	0	0	0	0	0	6-2	0-1	0	3.63	82
Totals		4	22.1	20	9	9	9	20	5	0	3	1	0	1	0	29-24	0-1	0	3.63	-

CAREER STATS

*Stats from previous team/school

Year	era	w-l	app	qs	cq	sho	sv	ip	h	r	er	bb	so	2b	3b	hr	bf	bavg	wp	hbp	bk	sfa	sha
2022*	3.21	5-0	18	3	0	0/0	2	53.1	49	21	19	12	55	11	2	2	222	.240	3	3	0	1	2
2023	6.54	4-5	19	8	0	0/0	0	64.2	79	54	47	17	70	17	1	8	297	.294	5	6	0	1	4
2024	3.63	0-1	6	4	0	0/1	0	22.1	20	9	9	9	20	5	0	3	95	.238	1	1	0	1	0
TOTAL	4.81	9-6	43	15	0	0/1	2	140.1	148	84	75	38	145	33	3	13	614	.266	9	10	0	3	6



17 WILEY HARTLEY

RHP | 6-3 | 200 | R/R | R-Jr. | Atlanta, Ga. | North Atlanta HS/Campbell

SEASON HIGHS

IP: 6.0, at Kansas, 3/23
 SO: 6, vs. Stetson, 3/13

CAREER HIGHS

IP: 6.0, at Kansas, 3/23/24
 SO: 6, vs. Stetson, 3/13/24

Prior to UCF

- Spent three years at Campbell and played both baseball and football for the Camels
- Played quarterback for the Campbell football team in 2020 and 2021
- Played baseball as a relief pitcher in the spring of 2023
- Went 0-0 with a 4.20 ERA while striking out 16 batters over 15.0 innings of work on the mound in 2023
- Limited opponents to just a .212 batting average and tossed a total of 7.0 scoreless outings in 2023
- As a quarterback in 2021, earned Big South Offensive Player of the Week honors

- after throwing six touchdowns and 342 yards in a win over Presbyterian. Also earned honorable mention Stats Perform FCS Offensive Player of the Week and honorable mention CFPA FCS Offensive Player of the Week honors after that performance
- Threw 15 touchdowns and passed for 1,718 yards on the football field during his time at Campbell
- At North Atlanta HS, a two-time All-Region quarterback on the football field
- Earned First Team All-Region honors as a senior and honorable mention All-State accolades
- Tabbed the MVP of the 2018 Georgia Junior Elite Classic

SEASON RESULTS

Date	Opponent	GS	IP	H	R	ER	BB	SO	2B	3B	HR	WP	BK	HBP	IBB	Score	W-L	Sv	ERA	NP
Feb 23	SAMFORD		1.0	1	2	2	1	1	0	1	0	0	0	0	0	18-3	0-0	0	18.00	21
Feb 27	at Florida Atlantic		2.0	2	1	1	0	3	1	0	1	0	0	0	0	11-6	0-0	0	9.00	35
Mar 02	SOUTH FLORIDA		1.0	1	0	0	1	1	0	0	0	0	0	0	0	5-7	0-0	0	6.75	22
Mar 09	at Oklahoma-1		0.2	0	1	0	1	1	0	0	0	0	0	0	0	3-4	0-1	0	5.79	16
Mar 13	STETSON	*	5.2	2	1	1	0	6	0	0	0	1	0	1	0	7-1	1-1	0	3.48	69
Mar 19	FLORIDA ATLANTIC	*	2.2	2	1	1	2	5	0	0	0	0	0	0	0	3-2	1-1	0	3.46	47
Mar 23	at Kansas-2	*	6.0	4	1	1	1	2	0	0	0	0	0	2	0	4-1	2-1	0	2.84	81
Totals		3	19.0	12	7	6	6	19	1	1	1	1	0	3	0	51-24	2-1	0	2.84	-

CAREER STATS

*Stats from previous team/school

Year	era	w-l	app	qs	cq	sho	sv	ip	h	r	er	bb	so	2b	3b	hr	bf	bavg	wp	hbp	bk	sfa	sha
2023*	4.20	0-0	11	0	0	0/0	0	15.0	11	7	7	8	16	3	0	1	62	.212	1	1	1	0	1
2024	2.84	2-1	7	3	0	0/0	0	19.0	12	7	6	6	19	1	1	1	78	.176	1	3	0	1	0
TOTAL	3.44	2-1	18	3	0	0/0	0	34.0	23	14	13	14	35	4	1	2	140	.192	2	4	1	1	1

Knights PITCHING STAFF



19 JOSH FERNALD

RHP | 6-2 | 200 | R/R | Fr. | Live Oak, Fla. | Columbia HS

SEASON HIGHS

IP: 2.0, at Oklahoma, 3/9
SO: 2, Two Times, last at Kansas, 3/22

CAREER HIGHS

IP: 2.0, at Oklahoma, 3/9/24
SO: 2, two times, last at Kansas, 3/22/24

Prior to UCF

- Prepped at Columbia High School in Lake City, Fla. where he played baseball for the Fighting Tigers
- Tabbed the Player of the Year by both the Gainesville Sun and the Lake City Reporter
- A two-time All-Area honoree and a 5A Florida Baseball Player of the Year runner-up
- Went 9-0 with a 0.56 ERA, 86 strikeouts while limiting opponents to a .117 opposing batting average over 50 innings of work during his senior year
- Helped his high school team to a pair of FHSAA State Final Four appearances (2022,

2023)

- Also helped his squad win the Perfect Game WWBA, Perfect Game National WWBA Jupiter, BCS and World Series championships
- His grandfather, David Fernald, played college baseball as he pitched for Florida State.

SEASON RESULTS

Date	Opponent	GS	IP	H	R	ER	BB	SO	2B	3B	HR	WP	BK	HBP	IBB	Score	W-L	Sv	ERA	NP
Feb 27	at Florida Atlantic		0.2	2	4	0	0	1	0	0	1	0	0	0	1	11-6	0-0	0	0.00	23
Mar 09	at Oklahoma-2		2.0	1	2	2	1	2	0	0	1	0	0	0	0	3-11	0-0	0	6.75	31
Mar 17	OKLAHOMA STATE		0.2	1	2	1	1	1	1	0	0	0	0	0	1	10-16	0-0	0	8.10	9
Mar 22	at Kansas		1.1	3	4	1	2	2	0	1	0	0	0	0	0	3-13	0-0	0	7.71	43
Totals		0	4.2	7	12	4	4	6	1	1	2	0	0	1	1	27-46	0-0	0	7.71	-

CAREER STATS

Year	era	w-l	app	gs	cq	sho	sv	ip	h	r	er	bb	so	2b	3b	hr	bf	bavg	wp	hbp	bk	sfa	sha
2024	7.71	0-0	4	0	0	0/0	0	4.2	7	12	4	4	6	1	1	2	28	.318	0	1	0	1	0
TOTAL	7.71	0-0	4	0	0	0/0	0	4.2	7	12	4	4	6	1	1	2	28	.318	0	1	0	1	0



21 NAJER VICTOR

RHP | 6-1 | 195 | R/R | Sr. | St. Thomas, U.S. Virgin Islands | East Ridge HS/FGCU

SEASON HIGHS

IP: 1.1, at Miami, 2/21
SO: 2, Two times, last at Oklahoma, 3/10

CAREER HIGHS

IP: 6.0, vs. Seton Hall, 3/6/22
SO: 10, vs. Cincinnati, 2/20/22

Junior (2023)

- Led the team with a 2.88 ERA and limited opposing batters to just a .218 average
- Struck out 50 batters while allowing only 13 walks over 34.1 innings of work
- Tossed 14 no-hit innings over seven appearances, including a start at Bethune-Cookman
- Struck out a season-high 6 batters in 2.0 perfect innings of relief at South Florida (April 21)

Prior to UCF

- Played his freshman and sophomore seasons at FGCU
- Sunday starter for the Eagles as a sophomore in 2022
- ASUN Pitcher of the Week (2/21/2022)
- Went 4-0 with 2.89 ERA and 44 strikeouts in 37.1 innings pitched in 2022
- Picked up a win against Seton Hall, throwing 6.0 perfect innings with six strikeouts
- Played his high school ball at East Ridge HS in Clermont, Fla.
- Tabbed the District 8A Player of the Year (2019)

SEASON RESULTS

Date	Opponent	GS	IP	H	R	ER	BB	SO	2B	3B	HR	WP	BK	HBP	IBB	Score	W-L	Sv	ERA	NP
Feb 21	at Miami		1.1	0	0	0	0	0	0	0	0	0	0	0	1	4-3	0-0	0	0.00	12
Feb 25	SAMFORD		1.0	0	0	0	0	0	0	0	0	0	0	1	0	12-2	0-0	0	0.00	12
Mar 01	SOUTH FLORIDA		0.2	0	0	0	2	0	0	0	0	0	0	0	0	3-2	0-0	0	0.00	22
Mar 02	SOUTH FLORIDA		0.2	1	2	2	1	1	0	0	0	0	0	0	0	5-7	0-1	0	4.91	17
Mar 06	at Florida		1.0	1	2	2	1	2	0	0	1	0	0	0	0	9-6	0-1	0	7.71	24
Mar 10	at Oklahoma		1.0	2	3	3	1	2	1	0	1	0	0	0	0	2-14	0-1	0	11.12	27
Mar 13	STETSON		1.0	1	0	0	0	0	0	0	0	0	0	0	0	7-1	0-1	0	9.45	15
Mar 17	OKLAHOMA STATE		1.0	2	2	2	1	1	0	0	1	0	1	0	0	10-16	0-1	0	10.57	28
Totals		0	7.2	7	9	9	6	6	1	0	3	0	1	2	0	52-51	0-1	0	10.57	-

CAREER STATS

Year	era	w-l	app	gs	cq	sho	sv	ip	h	r	er	bb	so	2b	3b	hr	bf	bavg	wp	hbp	bk	sfa	sha
2021*	7.78	0-0	15	1	0	0/0	1	19.2	32	23	17	16	25	3	0	0	104	.376	5	0	0	2	1
2022*	2.89	4-0	10	8	0	0/0	0	37.1	26	17	12	15	44	3	0	5	150	.198	3	1	1	1	2
2023	2.88	3-1	23	1	0	0/1	1	34.1	27	15	11	13	50	9	2	3	138	.218	5	0	1	1	0
2024	10.57	0-1	8	0	0	0/0	0	7.2	7	9	9	6	6	1	0	3	37	.259	0	2	1	2	0
TOTAL	4.45	7-2	56	10	0	0/1	2	99.0	92	64	49	50	125	16	2	11	429	.251	13	3	3	6	3

*Stats from previous team/school

Knights PITCHING STAFF



23 SPENCER BAUER

RHP | 6-2 | 235 | R/R | R-Sr. | Manasquan, N.J. | Manasquan HS/Elon

SEASON HIGHS

IP: 2.0, Two times, last vs. Oklahoma, State 3/17
SO: 5, vs. Oklahoma State, 3/17

CAREER HIGHS

IP: 7.0, at UNCW, 4/3/21
SO: 8, Two Times, last vs. East Carolina, 3/27/21

Prior to UCF

- Pitched four years at Elon before transferring to UCF
- Compiled a 6-3 collegiate record at Elon with a 4.55 ERA over 83.0 innings of work
- In 2023, went a perfect 3-0 with a 3.48 ERA and struck out 30 batters while limiting hitters to a .227 average in 16 appearances over 31.0 innings.
- Started his career as primarily a starter in both 2020 and 2021 and transitioned to primarily a reliever in 2022 and 2023

Personal

- Is working on obtaining a Graduate Certificate in Public Administration at UCF
- His mom, Jackie Bauer, swam at Florida State

SEASON RESULTS

Date	Opponent	GS	IP	H	R	ER	BB	SO	2B	3B	HR	WP	BK	HBP	IBB	Score	W-L	Sv	ERA	NP
Feb 16	BRYANT		0.0	3	3	3	0	0	0	0	1	0	0	0	0	12-11	0-0	0	999.00	13
Feb 27	at Florida Atlantic		1.0	0	0	0	0	1	0	0	0	0	0	0	0	11-6	0-0	0	27.00	14
Mar 02	SOUTH FLORIDA		0.1	1	1	1	0	0	0	0	0	0	0	1	0	5-7	0-0	0	27.00	12
Mar 09	at Oklahoma-2		2.0	3	2	2	1	3	1	0	0	0	0	1	0	3-11	0-0	0	16.20	40
Mar 13	STETSON		1.0	0	0	0	0	1	0	0	0	0	0	0	0	7-1	0-0	0	12.46	12
Mar 15	OKLAHOMA STATE		1.0	1	0	0	1	1	0	0	0	0	0	0	0	13-2	0-0	0	10.12	20
Mar 17	OKLAHOMA STATE		2.0	0	0	0	1	5	0	0	0	0	0	0	0	10-16	0-0	0	7.36	38
Mar 22	at Kansas		1.1	2	1	1	1	3	0	0	0	1	0	0	0	3-13	0-0	0	7.27	28
Totals		0	8.2	10	7	7	4	14	1	0	1	1	0	2	0	64-67	0-0	0	7.27	-

CAREER STATS

*Stats from previous team/school

Year	era	w-l	app	gs	cg	sho	sv	ip	h	r	er	bb	so	2b	3b	hr	bf	bavg	wp	hbp	bk	sfa	sha
2020*	4.61	1-1	3	3	0	0/0	0	13.2	9	7	7	11	17	2	0	1	59	.200	1	2	1	0	1
2021*	5.68	2-2	9	8	0	0/0	0	31.2	36	22	20	13	31	12	1	3	142	.286	3	2	0	0	1
2022*	4.05	0-0	5	1	0	0/0	0	6.2	5	3	3	5	7	3	0	0	28	.227	1	1	0	0	0
2023*	3.48	3-0	16	0	0	0/0	0	31.0	27	17	12	13	30	7	0	5	142	.227	2	6	1	4	0
2024	7.27	0-0	8	0	0	0/0	0	8.2	10	7	7	4	14	1	0	1	43	.278	1	2	0	0	1
TOTAL	4.81	6-3	41	12	0	0/0	0	91.2	87	56	46	99	25	1	10	414	.250	8	13	2	4	3	



27 KYLE ROSSY

RHP | 6-2 | 200 | R/R | R-Fr. | Glen Ellyn, Ill. | Glenbard West HS

SEASON HIGHS

IP: -
SO: -

CAREER HIGHS

IP: -
SO: -

Freshman (2023)

Redshirted the 2023 season for the Knights

Personal

- Father, Ed Rossy, played collegiate baseball at Connecticut
- National Honor Society member and high-honor roll student
- Favorite baseball memory is winning a regional championship at home

Prior to UCF

- Attended Glenbard West High School in Glen Ellyn, Ill.
- Two-year letter winner for baseball, also lettered in football
- Threw 26.2 innings with 40 strikeouts and 20 hits as a senior
- Winning pitcher on the regional championship team

SEASON RESULTS

CAREER STATS

Year	avg	gp-gs	ab	r	h	2b	3b	hr	rbi	tb	slg%	bb	hbp	so	gdp	ob%	sf	sh	sb-att	po	a	e	fld%
------	-----	-------	----	---	---	----	----	----	-----	----	------	----	-----	----	-----	-----	----	----	--------	----	---	---	------

Knights PITCHING STAFF



30 KYLE KRAMER

RHP | 5-11 | 175 | R/R | R-Sr. | St. Petersburg, Fla. | St. Petersburg HS/Rollins College

SEASON HIGHS

IP: 2.2, at Kansas, 3/23
SO: 4, vs. Bryant, 2/16

CAREER HIGHS

IP: 3.2, at East Carolina, 5/26/23
SO: 5, 2 times, last at Cincinnati, 5/14/23

R-Senior (2023)

- Earned Preseason All-AAC honors
- Named to the NCBWA Midseason Watch List for Stopper of the Year
- Led pitching staff with eight saves, which tied for sixth in single-season saves at UCF
- His eight saves also brought his career total to 14, which tied him for sixth all-time in saves in program history

- Had 14 scoreless outings on the year, which included nine hitless appearances

Prior to UCF

- Pitched three seasons at Rollins College
- Compiled a 3-4 record with three saves and a 4.89 ERA during his time at Rollins
- Limited opposing batters to a .279 average while striking out 40 batters over 42.1 innings of work
- Went 2-1 with a save and 20 strikeouts over 18.2 innings while limiting opponents to a .225 average in 2021
- Tabbed all-conference during his prep days at St. Petersburg High School

R-Junior (2022)

- Earned a team-leading six saves
- Recorded 50 strikeouts on the season with just 14 walks over 39.0 innings

SEASON RESULTS

Date	Opponent	GS	IP	H	R	ER	BB	SO	2B	3B	HR	WP	BK	HBP	IBB	Score	W-L	Sv	ERA	NP
Feb 16	BRYANT		2.0	4	3	3	0	4	1	1	0	1	0	0	0	12-11	0-0	0	13.50	33
Feb 21	at Miami		1.0	0	0	0	0	1	0	0	0	0	0	0	0	4-3	1-0	0	9.00	12
Feb 24	SAMFORD		1.2	2	1	1	0	2	0	0	0	0	0	0	0	9-6	1-0	0	7.71	22
Mar 01	SOUTH FLORIDA		0.2	1	0	0	2	1	0	0	0	0	0	0	0	3-2	1-0	0	6.75	22
Mar 03	SOUTH FLORIDA		1.2	1	0	0	1	0	0	0	0	0	0	0	0	1-0	2-0	0	5.14	23
Mar 06	at Florida		1.0	0	0	0	2	0	0	0	0	0	0	1	0	9-6	2-0	1	4.50	17
Mar 09	at Oklahoma-1		1.2	2	1	0	0	0	0	0	0	0	0	0	0	3-4	2-0	1	3.72	22
Mar 10	at Oklahoma		0.1	0	0	0	0	0	0	0	0	0	0	0	0	2-14	2-0	1	3.60	3
Mar 13	STETSON		1.1	0	0	0	0	0	0	0	0	0	0	1	0	7-1	2-0	1	3.18	17
Mar 16	OKLAHOMA STATE		1.0	1	1	1	1	0	1	0	0	0	0	0	0	4-3	2-0	1	3.65	20
Mar 17	OKLAHOMA STATE		0.1	1	0	0	0	0	0	0	0	0	0	0	0	10-16	2-0	1	3.55	6
Mar 19	FLORIDA ATLANTIC		1.2	0	0	0	1	2	0	0	0	0	0	0	0	3-2	2-0	1	3.14	21
Mar 23	at Kansas-1		2.2	1	0	0	1	1	0	0	0	0	0	1	0	6-2	3-0	1	2.65	38
Totals		0	17.0	13	6	5	6	13	2	1	0	1	0	3	0	73-70	3-0	1	2.65	-

CAREER STATS

Year	era	w-l	app	gs	cq	sho	sv	ip	h	r	er	bb	so	2b	3b	hr	bf	bavg	wp	hbp	bk	sfa	sha
2022	3.69	1-4	23	0	0	0/1	6	39.0	31	17	16	14	50	9	0	2	167	.217	3	6	1	2	2
2023	3.96	6-2	27	0	0	0/1	8	38.2	27	18	17	16	60	5	0	5	162	.200	1	7	0	1	3
2024	2.65	3-0	13	0	0	0/1	1	17.0	13	6	5	6	13	2	1	0	69	.220	1	3	0	1	0
TOTAL	3.61	10-6	63	0	0	0/3	15	94.2	71	41	38	36	123	16	1	7	398	.211	5	16	1	4	5



31 DOMINIC CASTELLANO

LHP | 5-11 | 175 | R/L | Jr. | Tampa, Fla. | Tampa Jesuit HS

SEASON HIGHS

IP: 4.2, at Florida, 3/6
SO: 5, 2 times, last at Florida, 3/6

CAREER HIGHS

IP: 4.2, at Florida, 3/6/24
SO: 5, 2 times, last at Florida, 3/6/24

Sophomore (2023)

- Picked up his first collegiate win against Bethune-Cookman (2/28), as he tossed 2.2 scoreless innings in which he gave up just one hit and struck out three
- Went a season-long 3.2 innings in his first collegiate start against Wichita State (5/20) and struck out three
- Recorded five scoreless outings on the year

- Recorded three strikeouts against South Florida on 5/6

Prior to UCF

- Attended Tampa Jesuit High School
- Received the Cy Young Award during Senior season at Jesuit
- Earned First Team All-Conference during his Senior season
- Posted a 1.62 ERA to go along with 83 strikeouts in his final high school season
- Favorite baseball memory was throwing a no-hitter
- Favorite baseball movie is Major League

Freshman (2022)

- Made his UCF debut against Siena striking out two batters (2/19)

SEASON RESULTS

Date	Opponent	GS	IP	H	R	ER	BB	SO	2B	3B	HR	WP	BK	HBP	IBB	Score	W-L	Sv	ERA	NP
Feb 25	SAMFORD	*	4.0	2	1	1	1	5	1	0	0	0	0	0	0	12-2	1-0	0	2.25	56
Mar 01	SOUTH FLORIDA		1.2	1	0	0	1	1	0	0	0	0	0	0	0	3-2	1-0	0	1.59	30
Mar 06	at Florida		4.2	2	1	1	0	5	0	0	0	1	0	0	0	9-6	2-0	0	1.74	50
Mar 09	at Oklahoma-2		1.1	1	1	1	2	2	1	0	0	1	0	1	0	3-11	2-0	0	2.31	38
Mar 17	OKLAHOMA STATE		1.1	4	6	6	2	0	0	0	1	2	0	0	0	10-16	2-0	0	6.23	37
Mar 19	FLORIDA ATLANTIC		3.0	0	1	1	2	3	0	0	0	0	1	0	0	3-2	2-0	0	5.62	44
Mar 23	at Kansas-2		3.0	0	0	0	0	3	0	0	0	1	0	0	0	4-1	2-0	1	4.74	40
Totals		1	19.0	10	10	10	8	19	2	0	2	5	0	1	0	44-40	2-0	1	4.74	-

CAREER STATS

Year	era	w-l	app	gs	cq	sho	sv	ip	h	r	er	bb	so	2b	3b	hr	bf	bavg	wp	hbp	bk	sfa	sha
2022	8.15	0-0	17	0	0	0/0	0	17.2	23	17	16	9	19	4	1	3	88	.311	4	3	0	1	1
2023	6.48	1-1	16	1	0	0/1	0	25.0	31	20	18	8	29	7	1	2	114	.316	3	6	0	1	1
2024	4.74	2-0	7	1	0	0/0	1	19.0	10	10	10	8	19	2	0	2	73	.164	5	1	0	2	1
TOTAL	6.42	3-1	40	2	0	0/1	1	61.2	64	47	44	25	67	13	2	7	275	.275	12	10	0	4	3

Knights PITCHING STAFF



34 KRIS SOSNOWSKI

RHP | 6-0 | 200 | R/R | R-So. | Lutz, Fla. | Tampa Jesuit HS

SEASON HIGHS

IP: 2.0, Two times, last vs. Oklahoma State, 3/15
SO: 2, Three times, last vs. Oklahoma State, 3/15

CAREER HIGHS

IP: 2.1, vs. Bethune-Cookman, 5/16/23
SO: 3, vs. UNF, 5/2/23

R-Freshman (2023)

- Made career debut after recovery from Tommy John surgery in Knights' victory over Dartmouth (3/17/23)
- Recorded four scoreless outings on the season
- Struck out a season-high batters over 2.0 innings of scoreless relief against UNF on May 2
- Went a season-long 2.1 innings in an 11-7 victory over Bethune-Cookman on May 16

Freshman (2022)

- Redshirted the 2022 season for the Knights

Prior to UCF

- Attended Tampa Jesuit High School
- Earned the Most Improved Player Award at Tampa Jesuit his senior season
- Named to the FACA All-Star Game
- Posted a 0.31 ERA with 52 strikeouts in 13 appearances during his senior season

SEASON RESULTS

Date	Opponent	GS	IP	H	R	ER	BB	SO	2B	3B	HR	WP	BK	HBP	IBB	Score	W-L	Sv	ERA	NP
Mar 02	SOUTH FLORIDA		2.0	1	0	0	0	2	0	0	0	0	0	0	0	5-7	0-0	0	0.00	27
Mar 09	at Oklahoma-2		1.2	4	2	1	0	2	0	1	0	0	0	0	0	3-11	0-0	0	2.45	36
Mar 15	OKLAHOMA STATE		2.0	0	0	0	0	2	0	0	0	0	0	0	0	13-2	0-0	0	1.59	22
Mar 17	OKLAHOMA STATE		1.0	2	1	1	0	1	1	0	0	0	0	0	0	10-16	0-0	0	2.70	17
Mar 22	at Kansas		0.2	1	0	0	0	0	1	0	0	0	0	0	0	3-13	0-0	0	2.45	10
Totals		0	7.1	8	3	2	0	7	2	1	0	0	0	0	0	34-49	0-0	0	2.45	-

CAREER STATS

Year	era	w-l	app	gs	cq	sho	sv	ip	h	r	er	bb	so	2b	3b	hr	bf	bavg	wp	hbp	bk	sfa	sha
2023	7.71	0-0	12	0	0	0/0	0	11.2	16	15	10	7	13	4	0	3	59	.333	1	3	0	1	0
2024	2.45	0-0	5	0	0	0/0	0	7.1	8	3	2	0	7	2	1	0	29	.286	0	0	0	1	0
TOTAL	5.68	0-0	17	0	0	0/0	0	19.0	24	18	12	7	20	6	1	3	88	.316	1	3	0	2	0



35 NICK VIEIRA

RHP | 6-6 | 225 | R/R | R-Jr. | Margate, Fla. | Elite Squad Baseball Academy

SEASON HIGHS

IP: 1.0, vs. Samford, 2/23
SO: 1, 2 Times, Last at Florida Atlantic, 2/27

CAREER HIGHS

IP: 5.2, vs. Troy, 3/11/23
SO: 7, vs. Wichita State, 5/20/23

R-Sophomore (2023)

- Tossed 3.1 no-hit innings in win against Wichita State, allowing only three total baserunners (5/25)
- Threw career single-game high 7 strikeouts against Wichita State (5/25)
- Went career-long 5.2 innings against Troy, not giving up a run and allowing one hit (3/11)

Freshman (2021)

- Appeared in 13 games for the Knights in 2021, third most of the UCF freshmen
- Only allowed three earned runs in 16.2 innings of work.
- Accumulated nine strikeouts, with a season-high three against Houston (5/20).

Prior to UCF

- Attended Elite Baseball Squad Academy
- Perfect Game No. 50 RHP in the state of Florida, Top 500 Nationally
- Picked up Honorable Mention honors in the 2020 Perfect Game Preseason All-Region awards for the Florida region

SEASON RESULTS

Date	Opponent	GS	IP	H	R	ER	BB	SO	2B	3B	HR	WP	BK	HBP	IBB	Score	W-L	Sv	ERA	NP
Feb 23	SAMFORD		1.0	0	0	0	0	1	0	0	0	0	0	0	0	18-3	0-0	0	0.00	12
Feb 27	at Florida Atlantic		0.1	0	0	0	0	1	0	0	0	0	0	0	0	11-6	0-0	0	0.00	5
Mar 02	SOUTH FLORIDA		0.2	1	0	0	0	0	0	0	0	0	0	0	0	5-7	0-0	0	0.00	10
Totals		0	2.0	1	0	0	0	2	0	0	0	0	0	0	0	34-16	0-0	0	0.00	-

CAREER STATS

Year	era	w-l	app	gs	cq	sho	sv	ip	h	r	er	bb	so	2b	3b	hr	bf	bavg	wp	hbp	bk	sfa	sha
2021	1.62	0-0	13	0	0	0/1	0	16.2	14	4	3	13	9	4	1	0	78	.226	1	2	0	1	0
2023	5.86	1-1	17	1	0	0/0	1	27.2	30	20	18	15	32	7	0	5	137	.278	3	11	0	1	2
2024	0.00	0-0	3	0	0	0/0	0	2.0	1	0	0	0	2	0	0	0	6	.200	0	0	0	1	0
TOTAL	4.08	1-1	33	1	0	0/1	1	46.1	45	24	21	28	43	11	1	5	221	.257	4	13	0	3	2

Knights PITCHING STAFF



37 BEN VESPI

RHP | 6-3 | 190 | R/R | Sr. | Boynton Beach, Fla. | Santaluces/Elev8 Baseball Academy

SEASON HIGHS

IP: 6.0, vs. Oklahoma State, 3/15
SO: 6, vs. Bryant, 2/16

CAREER HIGHS

IP: 7.0, vs. Tulane, 4/29/22
SO: 8, at USF, 5/6/22

Junior (2023)

- Earned Preseason All-AAC honors in 2023
- Went a season-long 5.2 innings in the AAC Tournament against ECU on May 26 and struck out five
- Struck out a season-high six batters twice on the year

- First career start against Bethune-Cookman, posting longest outing of 4.1 innings (3/8).
- First career save against UNF, punching out the final two batters (2/22).
- Appeared in 24 games in 2022 out of the bullpen, the most of any freshman and second most on the team.
- Talled a season-high six strikeouts against ECU (5/29) and South Florida (4/17).

Sophomore (2022)

- Tabbed First Team All-AAC in 2022
- Earned AAC Pitcher of the Week, defeating Tulane (4/29), career-high seven innings and career-high seven strikeouts.

Personal

- Brother Nick Vespi is a left-handed pitcher for the Baltimore Orioles.

SEASON RESULTS

Date	Opponent	GS	IP	H	R	ER	BB	SO	2B	3B	HR	WP	BK	HBP	IBB	Score	W-L	Sv	ERA	NP
Feb 16	BRYANT	*	4.0	5	3	3	1	6	1	0	0	0	0	0	0	12-11	0-0	0	6.75	66
Feb 23	SAMFORD	*	5.0	3	1	1	1	2	3	0	0	0	0	1	0	18-3	1-0	0	4.00	86
Mar 01	SOUTH FLORIDA	*	5.0	3	2	2	2	3	3	0	0	1	0	0	1	3-2	1-0	0	3.86	73
Mar 09	at Oklahoma-1	*	5.1	6	2	1	1	5	0	0	0	0	0	0	0	3-4	1-0	0	3.26	95
Mar 15	OKLAHOMA STATE	*	6.0	4	2	2	1	4	2	0	0	0	0	0	0	13-2	2-0	0	3.20	82
Mar 22	at Kansas	*	2.2	5	5	5	5	3	1	1	0	0	0	0	0	3-13	2-1	0	4.50	78
Totals		6	28.0	26	15	14	11	23	10	1	0	1	0	1	1	52-35	2-1	0	4.50	-

CAREER STATS

Year	era	w-l	app	gs	cq	sho	sv	ip	h	r	er	bb	so	2b	3b	hr	bf	bavg	wp	hbp	bk	sfa	sha
2021	2.08	1-1	24	0	0	0/1	1	47.2	38	22	11	20	46	5	0	4	204	.218	0	4	0	2	4
2022	3.56	6-4	25	9	0	0/2	2	65.2	60	33	26	17	66	10	3	9	275	.241	1	5	0	2	2
2023	7.20	2-2	11	6	0	0/0	0	30.0	38	31	24	12	35	6	0	8	141	.311	1	3	0	2	2
2024	4.50	2-1	6	6	0	0/0	0	28.0	26	15	14	11	23	10	1	0	122	.241	1	1	0	0	2
TOTAL	3.94	11-8	66	21	0	0/3	3	171.1	162	101	75	60	170	31	4	21	742	.248	3	13	0	6	10



40 TYLER KOZERA

RHP | 6-3 | 215 | R/R | Fr. | Pittsburgh, Pa. | Saint John Neumann HS

SEASON HIGHS

IP:
SO:

CAREER HIGHS

IP:
SO:

Prior to UCF

- Tabbed both First Team All-Area and a FACA All-Star in 2023
- A St. John Neumann Cy Young Award recipient in 2023
- Helped his high school team make the 2A Final Four in the state tournament
- Favorite MLB team is the San Diego Padres
- Favorite movie is The Benchwarmers

SEASON RESULTS

CAREER STATS

Knights PITCHING STAFF



41 JOEY WIMPELBERG

RHP | 6-1 | 185 | R/R | Fr. | Winter Springs, Fla. | Winter Springs HS

SEASON HIGHS

IP: 0.1, at Kansas, 3/22
SO: -

CAREER HIGHS

IP: 0.1, at Kansas, 3/22
SO: -

Prior to UCF

- Prepped at Winter Springs High School in nearby Winter Springs, Fla.
- Helped his high school team advance to the state tournament final four in 2023
- Posted a 2.80 ERA in high school
- Has been coming to UCF games since he was a child and always wanted to be a Knight. It's a dream come true for him to be playing baseball at UCF

SEASON RESULTS

#41 Wimpelberg, Joey - 1 appearance (All games)

Date	Opponent	GS	IP	H	R	ER	BB	SO	2B	3B	HR	WP	BK	HBP	IBB	Score	W-L	Sv	ERA	NP
Mar 22	at Kansas		0.1	1	2	2	0	0	0	0	1	1	0	2	0	3-13	0-0	0	54.00	20
Totals		0	0.1	1	2	2	0	0	0	0	1	1	0	2	0	3-13	0-0	0	54.00	-

CAREER STATS

Year	era	w-l	app	gs	cq	sho	sv	ip	h	r	er	bb	so	2b	3b	hr	bf	bavg	wp	hbp	bk	sfa	sha
2024	54.00	0-0	1	0	0	0/0	0	0.1	1	2	2	0	0	0	0	1	3	1.000	1	2	0	0	0
TOTAL	54.00	0-0	1	0	0	0/0	0	0.1	1	2	2	0	0	0	0	1	3	1.000	1	2	0	0	0



48 GRANT SIEGEL

RHP | 6-1 | 195 | R/R | Jr. | Fort Lauderdale, Fla. | University School | Tulane/West Virginia

SEASON HIGHS

IP:
SO:

CAREER HIGHS

IP: 7.0, at Memphis, 4/1/22
SO: 9, at Memphis, 4/1/22

Prior to UCF

- Pitched the 2022 season at Tulane and the 2023 campaign at West Virginia
- Picked up WVU's first win of the season against Georgia Southern (Feb. 19)
- Struck out a season-high six against Minnesota (March 12)
- Struck out four and allowed just one hit in 5.0 innings at UNC Greensboro to earn the win (March 19)
- Had a stretch of five straight scoreless relief appearances against Penn State (2x), Pitt, TCU, and Baylor
- Tabbed to the Big 12 Commissioner's Honor Roll
- Went 7-1 with a 3.02 ERA in his one year at Tulane

- Earned All-AAC Second Team honors
- Appeared in 14 games, including nine starts
- Issued 53 strikeouts with just 13 walks in 59.2 innings
- American Athletic Conference Honor Roll
- A four-year letter winner at University School in Davie, Fla.
- Career high school 1.40 ERA
- Played in the FACA All-State and HSNB All-Star Games


SEASON RESULTS

CAREER STATS

*Stats from previous team/school

Year	era	w-l	app	gs	cq	sho	sv	ip	h	r	er	bb	so	2b	3b	hr	bf	bavg	wp	hbp	bk	sfa	sha
2022*	3.02	7-1	14	9	0	0/0	0	59.2	60	26	20	13	53	12	0	4	254	.261	2	6	0	2	3
2023*	5.65	4-3	16	9	0	0/0	0	43.0	45	31	27	17	30	11	0	6	195	.273	0	9	1	1	3
TOTAL	4.12	11-4	30	18	0	0/0	0	102.2	105	57	47	30	83	23	0	10	449	.266	2	15	1	3	6

Knights PITCHING STAFF-POSITION PLAYERS



55 ALEX GALVAN

RHP | 6-6 | 250 | R/R | Sr. | Brielle, N.J. | Manasquan HS | Louisville

SEASON HIGHS

IP: 2.0, vs. Bryant, 2/16
SO: 4, at Miami, 2/21

CAREER HIGHS

IP: 7.0, vs. Tulane, 4/29/22
SO: 8, at USF, 5/6/22

Prior to UCF

- Played his freshman, sophomore and junior seasons at Louisville (2021, 2022, 2023)
- Has logged 37 career appearances and 33.1 innings of work
- Holds an 0-1 collegiate record with an ERA just over five
- Has struck out 37 batters and limited opposing hitters to a .248 average
- Limited opposing batters to just a .175 average in 2023 and recorded a career-best 20 batters in 2022

- Prepped at Manasquan High School in Manasquan, N.J.

Lettered four years in baseball and three in basketball at Manasquan
Rated as No. 2 RHP and No. 4 overall in New Jersey by Perfect Game
Rated No. 79 RHP nationally by Perfect Game
Helped his high school baseball team to a state championship as well as two basketball state titles. Was also a 1,000-career point scorer in hoops

SEASON RESULTS

Date	Opponent	GS	IP	H	R	ER	BB	SO	2B	3B	HR	WP	BK	HBP	IBB	Score	W-L	Sv	ERA	NP
Feb 16	BRYANT		2.0	3	2	2	0	2	1	0	1	0	0	0	0	12-11	1-0	0	9.00	30
Feb 21	at Miami		1.1	0	0	0	0	4	0	0	0	1	0	0	0	4-3	1-0	0	5.40	27
Feb 24	SAMFORD		1.2	1	1	1	0	3	0	0	1	0	0	0	0	9-6	2-0	0	5.40	19
Mar 09	at Oklahoma-1		0.1	0	0	0	0	0	0	0	0	0	0	0	0	3-4	2-0	0	5.06	7
Totals		0	5.1	4	3	3	0	9	1	0	2	1	0	0	0	28-24	2-0	0	5.06	-

CAREER STATS

*Stats from previous team/school

Year	era	w-l	app	gs	cg	sho	sv	ip	h	r	er	bb	so	2b	3b	hr	bf	bavg	wp	hbp	bk	sfa	sha
2021*	0.00	0-0	6	0	0	0/0	0	5.0	5	1	0	7	8	0	0	0	25	.294	0	1	0	0	0
2022*	6.35	0-0	16	0	0	0/0	0	17.0	19	12	12	6	20	1	2	4	76	.279	0	1	1	1	0
2023*	6.35	0-1	15	0	0	0/0	0	11.1	7	9	8	12	9	2	0	0	52	.175	4	0	0	0	0
2024	5.06	2-0	4	0	0	0/0	0	5.1	4	3	3	0	9	1	0	2	20	.200	1	0	0	0	0
TOTAL	5.35	2-1	41	0	0	0/0	0	38.2	35	25	23	25	46	4	2	6	173	.241	5	2	1	1	0



1 AJ NESSLER

UTL | 5-9 | 185 | L/R | So. | Tampa, Fla. | Tampa Jesuit HS | Pitt

SEASON HIGHS

H: 1, 4 Times, Last at Florida Atlantic, 2/27
2B: 1, vs. Samford, 2/25
3B: -
HR: -
R: 1, 3 Times, Last vs. Samford, 2/25
RBI: 1, vs. Samford, 2/25
SB: -

CAREER HIGHS

H: 3, at Duke, 4/1/23
2B: 1, 5 times, last vs. Samford, 2/25/24
3B: 1, 3 times, last at Duke, 4/1/23
HR: 1, 2 times, last at Kent State, 3/22/23
R: 1, 14 times, last vs. Samford, 2/25/24
RBI: 3, 2 times, last vs. Kent State, 3/22/23
SB: 1, 2 times, last at Youngstown St., 4/4/23

Prior to UCF

- Played his freshman season at Pitt
- Slashed .293/.407/.455 during his freshman campaign in 27 games played (all starts)
- Recorded nine extra-base hits with 11 runs scored, 19 walks, 28 RBIs and two stolen bases
- Had two home runs, three triples, four doubles in 2023
- Had his freshman campaign cut short due to injury
- Prepped at Tampa Jesuit HS in Tampa, Fla.
- Finished his prep career with a .433 batting average and 56 hits, 49 RBIs, 41

runs scored and seven home runs

- Served as a team captain as a senior in 2022 in which he helped guide his team to a state title after batting .420 with 33 hits, 31 RBIs and five homers
- His high school team was ranked No. 1 in the country by MaxPreps in 2021 and Perfect Game in 2020
- Member of the 2019 Tampa Jesuit squad that won a state title
- Florida Region Second Team selection by Perfect Game
- Perfect Game Preseason All-American

CAREER STATS

*Stats from previous team/school

Year	avg	qp-gs	ab	r	h	2b	3b	hr	rbi	tb	slg%	bb	hbp	so	gdp	ob%	sf	sh	sb-att	po	a	e	fld%
2023*	.293	27-27	99	11	29	4	3	2	28	45	.455	19	2	22	1	.407	3	0	2-2	39	2	2	.953
2024	.235	11-5	17	3	4	1	0	0	1	5	.294	3	1	4	0	.381	0	0	0-1	11	0	1	.917
TOTAL	.235	11-5	17	3	4	1	0	0	1	5	.294	3	1	4	0	.381	0	0	0-1	11	0	1	.917
All*	.284	38-32	116	14	33	5	3	2	29	50	.431	22	3	26	1	.403	3	0	2-3	50	2	3	.945



3 LEX BOEDICKER

INF | 6-1 | 225 | L/R | Jr. | Lima, Ohio | Bath HS

SEASON HIGHS

H: 4, vs. Oklahoma State, 3/15
 2B: 1, 5 Times, last vs. Stetson, 3/13
 3B: -
 HR: 1, vs. Oklahoma State 3/15
 R: 3, Two times, last vs. Oklahoma State, 3/15
 RBI: 5, vs. Oklahoma State, 3/15
 SB: 1, 7 Times, last at Kansas, 3/23

CAREER HIGHS

H: 4, Two times, last vs. Oklahoma State, 3/15/24
 2B: 1, 23 times, last vs. Stetson, 3/13/24
 3B: 1, 2 times, last at Wichita State, 4/23/22
 HR: 3, vs. UNF, 5/2/23
 R: 3, 5 times, last vs. Oklahoma State, 3/15/24
 RBI: 7, vs. UNF, 5/2/23
 SB: 1, 12 times, last at Kansas, 3/22/24

Sophomore (2023)

- His 16 home runs tied for 2nd on the team and 6th in single-season homers in program history
- Tied for the team lead in multi-RBI games with 15
- Held longest hitting streak on the team with 16 games and had an 18-game reached base streak, tied for third
- Tied individual single-game program record with 3 HR against North Florida (5/2) - prior to this, only accomplished 5 times in program history
- Hit the home runs that broke the team single-season record (79) and the team single season record (8 vs. North Florida, 5/2)
- Had 7 RBI against North Florida (5/2) - just one shy of the individual single-game program record

Freshman (2022)

- First career home run against ECU (4/14)
- First multi-RBI game against FAU, recording three (3/29)
- Collected first career RBI against Siena (2/20)
- Career-high four hits at South Florida (5/6)
- Recorded his first collegiate hit, a triple, against Siena (2/18)

Prior to UNF

- Earned four years of varsity letters in baseball and football at Bath High School
- Hit .513 in his senior season, adding three home runs and 30 RBI.
- Awarded district Player of the Year following his senior season.
- Favorite baseball move is the Sandlot 2.

CAREER STATS

Year	avg	gp-gs	ab	r	h	2b	3b	hr	rbi	tb	slg%	bb	hbp	so	gdp	ob%	sf	sh	sb-att	po	a	e	fld%
2022	.330	53-51	188	38	62	8	2	2	28	80	.426	20	7	49	4	.414	0	1	2-3	82	7	2	.978
2023	.266	57-55	207	39	55	10	0	16	46	113	.546	21	7	59	3	.352	1	1	3-3	102	3	2	.981
2024	.303	21-21	89	16	27	5	0	1	13	35	.393	10	1	19	2	.376	1	0	7-7	152	12	3	.982
TOTAL	.298	131-127	484	93	144	23	2	19	87	228	.471	51	15	127	9	.380	2	2	12-13	336	22	7	.981



5 MIKEY KLUSKA

INF | 6-1 | 190 | R/R | Sr. | White Sulphur Springs, WVa. | IMG Academy | Richmond/WVU

SEASON HIGHS

H: 2, 3 Times, Last vs. Samford, 2/25
 2B: -
 3B: 1, 2 Times, Last vs. Samford, 2/24
 HR: -
 R: 2, 2 Times Last at Florida, 3/6
 RBI: 3, vs. Samford, 2/23
 SB: 1, 3 Times, Last vs. Oklahoma State, 3/15

CAREER HIGHS

H: 3, 8 times, last vs. Davidson, 5/20/23
 2B: 2, 2 times, last vs. Davidson, 5/20/23
 3B: 1, 9 times, last vs. Samford, 2/24/24
 HR: 2, vs. Davidson, 5/19/23
 R: 2, 13 times, last at Florida, 3/6/24
 RBI: 4, 2 times, last vs. Davidson, 5/19/23
 SB: 1, 12 times, last vs. Oklahoma State, 3/15/24

Prior to UNF

- Played his freshman and sophomore seasons at West Virginia and his junior campaign at Richmond
- Named to the Big 12 Conference All-Freshman Team in 2021 after hitting .239 with 24 RBIs and 17 runs scored for the Mountaineers that season
- Slashed .325/.381/.500 for Richmond in 2023 with five homers, five triples, nine doubles, 35 RBIs, 34 runs scored and six stolen bases while starting all 54 games
- Earned Big 12 All-Academic Team honors in 2021 and a member of the Robins School of Business at Richmond in 2023
- Prepved at IMG Academy (Bradenton, Fla.) and Greenbrier East HS (Lewisburg,

W.Va.)

- Hit .431 in 2019 to win the IMG Team Batting title that season
- Tabbed the IMG Academy Defensive Player of the Year in 2020
- 2020 Rawlings-Perfect Game Senior Preseason All-America High Honorable Mention.
- 2019 Preseason Underclassmen All-America High Honorable Mention.
- Ranked as the No. 1 shortstop and No. 2 overall prospect in West Virginia by Perfect Game.

CAREER STATS

*Stats from previous team/school

Year	avg	gp-gs	ab	r	h	2b	3b	hr	rbi	tb	slg%	bb	hbp	so	gdp	ob%	sf	sh	sb-att	po	a	e	fld%
2021*	.239	42-41	155	17	37	1	1	4	24	52	.335	14	0	45	3	.298	2	2	1-3	31	92	9	.932
2022*	.213	50-43	141	18	30	7	1	1	21	42	.298	10	3	32	5	.277	1	2	2-3	43	117	5	.970
2023*	.325	54-54	194	34	63	9	5	5	35	97	.500	13	7	48	3	.381	4	4	6-8	73	120	9	.955
2024	.254	21-21	67	12	17	0	2	0	8	21	.313	6	2	20	0	.333	0	6	3-5	24	40	2	.970
TOTAL	.254	21-21	67	12	17	0	2	0	8	21	.313	6	2	20	0	.333	0	6	3-5	24	40	2	.970
All*	.264	167-159	557	81	147	17	9	10	88	212	.381	43	12	145	11	.326	7	14	12-19	171	369	25	.956



6 ANDREW ESTRELLA

INF | 6-1 | 190 | R/R | Jr. | Miami, Fla. | Miami Christian | Stetson

SEASON HIGHS
 H: 3, at Florida Atlantic, 2/27
 2B: 2, vs. South Florida, 3/2
 3B: -
 HR: 1, Five Times, Last vs. Oklahoma State, 3/15
 R: 3, vs. Samford, 2/23
 RBI: 5, vs. Samford, 2/25
 SB:

CAREER HIGHS
 H: 3, 5 times, last at Florida Atlantic, 2/27/24
 2B: 2, 4 times, last vs. South Florida, 3/1/24
 3B: 1, 2 times, last vs. at North Florida, 3/24/23
 HR: 1, 15 times, last vs. Oklahoma State, 3/15/24
 R: 3, vs. Samford, 2/23/24
 RBI: 5, 2 Times, Last vs. Samford, 2/25/24
 SB: 3, vs. Sacred Heart, 3/6/22

Sophomore (2023)
 - Belted out home runs in three straight games (Feb. 24-27) with grand slams in back-to-back days against Samford (Feb. 24 & 25) and a three-run homer at Florida Atlantic on Feb. 27.

- Saw action in 43 games, making 42 starts in 2023 at second base (27) and shortstop (16)
- Went a perfect 7-for-7 in stolen bases in 2023
- As a freshman in 2022, played in 39 games and started 35 of those at shortstop
- Had the second-most doubles on the team in 2022 with nine
- Prepped at Miami Christian School (Miami, Fla.), John A. Ferguson High School (Miami, Fla.) and Westminster Christian School (Palmetto Bay, Fla.)
- Primarily played middle infield in high school

Prior to UCF
 - Played his freshman and sophomore seasons at Stetson
 - Slashed .230/.325/420 during his two years at Stetson with 20 doubles, 10 homers, two triples, 51 run scored, 46 RBIs and 13 stolen bases
 - In 2023, belted out eight home runs along with 11 doubles, a triple, 36 runs scored, 34 RBIs, seven stolen bags, while slashing .247/.361/.493

CAREER STATS

*Stats from previous team/school

Year	avg	gp-gs	ab	r	h	2b	3b	hr	rbi	tb	slg%	bb	hbp	so	gdp	ob%	sf	sh	sb-att	po	a	e	fld%
2022*	.211	39-35	133	15	28	9	1	2	12	45	.338	11	3	49	1	.282	2	0	6-7	33	90	11	.918
2023*	.247	43-42	150	36	37	11	1	8	34	74	.493	20	8	41	3	.361	2	1	7-7	46	75	9	.931
2024	.250	19-17	56	12	14	5	0	5	20	34	.607	4	0	21	1	.300	0	2	0-0	27	27	2	.964
TOTAL	.250	19-17	56	12	14	5	0	5	20	34	.607	4	0	21	1	.300	0	2	0-0	27	27	2	.964
All*	.233	101-94	339	63	79	25	2	15	66	153	.451	35	11	111	5	.321	4	3	13-14	106	192	22	.931



7 COREY ROBINSON

OF | 5-11 | 165 | R/R | Jr. | Port Orange, Fla. | Spruce Creek HS | Florida

SEASON HIGHS
 H:
 2B:
 3B:
 HR:
 R:
 RBI:
 SB:

CAREER HIGHS
 H: 3, vs. Siena, 2/17/23
 2B: 1, 3 times, last vs. USF, 5/25/23
 3B: -
 HR: 1, vs. FAMU, 3/2/22
 R: 2, 2 times, last vs. Siena, 2/17/23
 RBI: 3, vs. FAMU, 3/2/22
 SB: 1, 7 times, last at Cincinnati, 5/14/23

Sophomore (2023)
 - Had 3 hits opening night with 2 RBI, 2 runs and a stolen base against Siena (2/17)
 - Notched 5 stolen bases
 - Belted a pinch-hit RBI double, scored a run and walked in the AAC Tournament against South Florida (5/25)
 - Compiled a .977 fielding percentage on the year with 42 putouts

- Recorded his first collegiate hit, RBI and home run while going 2-for-2 with two runs and three RBI against Florida A&M on March 2
- Posted a 1.000 fielding percentage across three chances in the outfield

Freshman (2022)
 - Transferred from Florida

High School
 - Attended Spruce Creek High School in Port Orange, Fla.
 - 2020, 2021 Perfect Game Preseason All-Region First Team
 - Invited to the 2020 Perfect Game National Showcase

CAREER STATS

*Stats from previous team/school

Year	avg	gp-gs	ab	r	h	2b	3b	hr	rbi	tb	slg%	bb	hbp	so	gdp	ob%	sf	sh	sb-att	po	a	e	fld%
2022*	.133	21-1	15	9	2	0	0	1	3	5	.333	2	1	8	0	.278	0	0	2-2	3	0	0	1.000
2023	.200	48-14	70	16	14	3	0	0	4	17	.243	8	3	20	0	.309	0	3	5-6	42	0	1	.977
2024	.000	4-0	1	0	0	0	0	0	0	0	.000	0	0	1	0	.000	0	0	0-0	1	0	0	1.000
TOTAL	.197	52-14	71	16	14	3	0	0	4	17	.239	8	3	21	0	.305	0	3	5-6	43	0	1	.977
All*	.186	73-15	86	25	16	3	0	1	7	22	.256	10	4	29	0	.300	0	3	7-8	46	0	1	.979

Knights POSITION PLAYERS



11 ANDREW WILLIAMSON

OF | 6-0 | 180 | L/L | Fr. | St. Petersburg, Fla. | Northside Christian HS

SEASON HIGHS

H: 2, 4 Times, Last vs. Oklahoma State, 3/15
 2B: 2, at Florida Atlantic, 2/27
 3B:
 HR: 2, vs. Oklahoma State, 3/15
 R: 3, vs. Samford, 2/25
 RBI: 3, at Florida, 3/6
 SB:

CAREER HIGHS

H: 2, 4 Times, Last vs. Oklahoma State, 3/15/24
 2B: 2, at Florida Atlantic, 2/27/24
 3B:
 HR: 2, vs. Oklahoma State, 3/15/24
 R: 3, vs. Samford, 2/25/24
 RBI: 3, at Florida, 3/6/24
 SB:

Prior to UCF

- Prepped at Northside Christian High School in St. Petersburg, Fla.
 - Helped his team to District titles in both 2021 and 2023

Personal

- His uncle, Sean Rodriguez, played Major League Baseball for 15 seasons (2008-2020) for the Angels, Rays, Pirates, Braves, Phillies and Marlins
 - His step father also coached in the Major Leagues
 - Favorite food is steak

CAREER STATS

Year	avg	gp-gs	ab	r	h	2b	3b	hr	rbi	tb	slg%	bb	hbp	so	gdp	ob%	sf	sh	sb-att	po	a	e	fld%
2024	.235	20-19	68	13	16	3	0	4	10	31	.456	7	0	13	3	.299	2	2	0-0	41	2	0	1.000
TOTAL	.235	20-19	68	13	16	3	0	4	10	31	.456	7	0	13	3	.299	2	2	0-0	41	2	0	1.000



13 JACK ZYSKA

OF | 5-11 | 180 | R/R | R-Sr. | Berkely Heights, N.J. | Seton Hall Prep | Notre Dame

SEASON HIGHS

H: 3, Two times, last at Kansas, 3/23
 2B: 1, Four times, last at Kanas, 3/23
 3B: -
 HR: 1, Four times, last vs. Oklahoma State, 3/17
 R: 3, Two Times, last vs. Samford, 2/23
 RBI: 3, at Florida, 3/6
 SB:

CAREER HIGHS

H: 4, vs. Tennessee, 6/11/22
 2B: 2, vs. Michigan State, 5/10/22
 3B: 1, vs. Northwestern, 4/16/19
 HR: 2, vs. Wake Forest, 4/24/22
 R: 3, 3 times, last vs. Samford, 2/23/24
 RBI: 4, 3 Times, Last vs. Boston College, 5/1/22
 SB: 2, 2 times, last vs. Tennessee, 6/12/22

Prior to UCF

- Played five seasons for the Notre Dame Fighting Irish
 - For his career, has recorded 88 hits, 22 doubles, 18 home runs, 63 runs scored, 74 RBIs and 16 stolen bases
 - Had a stellar 2022 campaign in which he slashed .294/.381/.627 with 13 homers, 12 doubles, 34 runs scored, 38 RBIs and seven stolen bases
 - Led the Irish that season in home runs and slugging percentage and finished third on the squad in doubles
 - Helped Notre Dame reach the NCAA Tournament twice (2021, 2022), which included a College World Series run in 2022

- Prepped at Seton Hall Prep in West Orange, N.J.

- Hit .364 his senior season
 - Helped Seton Hall Prep to the regular season SEC title and a 24-5 record during his senior year
 - Won the Coaches Award for representation of the team by word and example
 - Competed for the New Jersey 9ers in high school and received 2018 Perfect Game All-American Honorable Mention and 2018 Perfect Game First Team All-Region honors (Northeast)

CAREER STATS

*Stats from previous team/school

Year	avg	gp-gs	ab	r	h	2b	3b	hr	rbi	tb	slg%	bb	hbp	so	gdp	ob%	sf	sh	sb-att	po	a	e	fld%
2019*	.211	44-30	114	15	24	6	1	2	21	38	.333	12	1	26	2	.285	3	3	2-3	38	0	3	.927
2020*	.238	7-5	21	3	5	1	0	2	5	12	.571	1	1	1	0	.304	0	0	0-0	4	0	0	1.000
2021*	.189	20-11	37	4	7	1	0	0	0	8	.216	8	0	14	0	.333	0	1	5-5	17	1	1	.947
2022*	.294	45-38	153	34	45	12	0	13	38	96	.627	19	3	44	2	.381	1	0	7-8	29	0	0	1.000
2023*	.146	17-14	48	7	7	2	0	1	10	12	.250	6	1	20	0	.250	1	0	2-2	12	0	0	1.000
2024	.324	21-21	74	20	24	4	0	4	14	40	.541	14	1	14	1	.424	3	0	3-4	49	1	0	1.000
TOTAL	.324	21-21	74	20	24	4	0	4	14	40	.541	14	1	14	1	.424	3	0	3-4	49	1	0	1.000
All*	.251	154-119	447	83	112	26	1	22	88	206	.461	60	7	119	5	.343	8	4	19-22	149	2	4	.974

Knights POSITION PLAYERS



18 JAXON GOLDBERG

INF | 6-0 | 188 | S/R | Fr. | Overland Park, Kan. | Blue Valley North HS

SEASON HIGHS

H:
2B:
3B:
HR:
R:
RBI:
BB:
SB:

CAREER HIGHS

H:
2B:
3B:
HR:
R:
RBI:
BB:
SB:

Prior to UCF

- Prepped at Blue Valley North High School in Overland Park, Kansas
- Helped his high school team to a state runner-up finish
- Also lettered in basketball and football in high school
- Earned 6A offensive finalist and All-State honors in football
- Tabbed second team All-State in basketball

Personal

- His father, Lonnie Goldberg, played baseball at George Mason and also played in the minor leagues as well as professionally in Taiwan
- His dad is the Vice President of Player Personnel for a Kansas City Royals and a former MLB Scout
- Was born in Canada and holds dual citizenship

CAREER STATS

Year	avg	gp-gs	ab	r	h	2b	3b	hr	rbi	tb	slg%	bb	hbp	so	gdp	ob%	sf	sh	sb-att	po	a	e	fld%
------	-----	-------	----	---	---	----	----	----	-----	----	------	----	-----	----	-----	-----	----	----	--------	----	---	---	------



22 COLE RUSSO

INF | 6-2 | 210 | L/R | Jr. | Tampa, Fla. | Tampa Jesuit HS

SEASON HIGHS

H:
2B:
3B:
HR:
R:
RBI:
SB:

CAREER HIGHS

H: 3, 2 times, last vs. Bethune-Cookman, 5/16/23
2B: 1, 10 times, last vs. Bethune-Cookman, 5/16/23
3B: 1, vs. Memphis, 4/14/23
HR: 1, 4 times, last vs. Bethune-Cookman, 5/16/23
R: 2, 4 times, last vs. Bethune-Cookman, 5/16/23
RBI: 5, vs. Bethune-Cookman, 5/16/23
SB: -

Sophomore (2023)

- Posted four multi-hit games and two multi-RBI contests
- Homered in Knights' 8-home run game against North Florida, the program single-game home run record (5/2)
- Notched first career triple and doubled in three-hit game against Memphis (4/14)
- Went 3-4 and drove in 5 runs with a home run, double, two runs against Bethune-Cookman (5/16)

- Recorded first career hit against Siena on opening night, as well as first RBIs (2/18)
- Recorded four multi-hit games and three multi-RBI outings

Freshman (2022)

- First career home run came at No. 6 Miami (5/11) a solo shot to right field

Prior to UCF

- Named to the FACA All-Star game during his senior season at Tampa Jesuit HS
- Awarded Rookie of the Year in his Sophomore year of High School
- 2019 5A State Champion
- Father, Cousin and Uncle all played professional baseball
- Favorite baseball movie is The Sandlot

CAREER STATS

Year	avg	gp-gs	ab	r	h	2b	3b	hr	rbi	tb	slg%	bb	hbp	so	gdp	ob%	sf	sh	sb-att	po	a	e	fld%
2022	.228	40-22	92	7	21	4	0	2	13	31	.337	3	1	35	0	.258	1	2	0-0	142	7	3	.980
2023	.253	40-31	99	15	25	6	1	2	14	39	.394	16	6	30	4	.385	1	0	0-1	91	53	3	.980
TOTAL	.241	80-53	191	22	46	10	1	4	27	70	.366	19	7	65	4	.329	2	2	0-1	233	60	6	.980

Knights POSITION PLAYERS



24 BRADEN CALISE

INF | 6-0 | 185 | R/R | R-So. | Fort Pierce, Fla. | John Carroll Catholic HS | Louisville

SEASON HIGHS

H: 3, Two times, last at Kansas, 3/23
 2B: 1, Two times, last at Kansas, 3/23
 3B:
 HR:
 R: 2, Three times, last at Kansas, 3/23
 RBI: 1, Three times, last at Kansas, 3/23
 SB: 1, Two times, last at Kansas, 3/23

CAREER HIGHS

H: 3, Two times, last at Kansas, 3/23/24
 2B: 1, Two times, last at Kansas, 3/23/24
 3B:
 HR:
 R: 2, Three times, last at Kansas, 3/23/24
 RBI: 1, Three times, last at Kansas, 3/23/24
 SB: 1, Two times, last at Kansas, 3/23/24

Prior to UCF

- Attended and played baseball at Louisville in 2022 and 2023
- Helped the Cardinals reach the Super Regionals in 2022
- Redshirted the 2022 campaign
- Prepped at John Carroll Catholic High School in Fort Pierce, Fla.
- Tabbed the 2021 TC Palm All-Area Player of the Year
- Named to the TC Palm All-Area Team from 2018-2021
- Also played football in high school and named a 2020 Class 3A All-State Football First Team Offense honoree
- Rated the No. 17 shortstop and No. 80 player in Florida by Perfect Game

Personal

- His mom played softball at Weber University and his dad played baseball at Warner Southern
- Favorite pro sports teams are the LA Lakers, Miami Marlins and Miami Dolphins

CAREER STATS

Year	avg	gp-gs	ab	r	h	2b	3b	hr	rbi	tb	slg%	bb	hbp	so	qdp	ob%	sf	sh	sb-att	po	a	e	fld%
2024	.471	11-4	17	6	8	2	0	0	3	10	.588	5	0	2	0	.565	1	0	2-3	11	21	0	1.000
TOTAL	.471	11-4	17	6	8	2	0	0	3	10	.588	5	0	2	0	.565	1	0	2-3	11	21	0	1.000



25 DANNY NERI

C | 6-1 | 195 | L/R | Sr. | Macclenny, Fla. | Bishop John J. Snyder HS | Notre Dame

SEASON HIGHS

H: 2, Two times, last vs. Oklahoma State, 3/17
 2B: -
 3B: -
 HR: 1, Three times, last at Kansas, 3/22
 R: 1, 8 Times, last at Kanas, 3/22
 RBI: 3, vs. Oklahoma State, 3/17
 SB: -

CAREER HIGHS

H: 3, 3 times, last at UAB, 3/5/23
 2B: 1, 6 times, last vs. Virginia, 4/23/23
 3B: 1, 3 times, last vs. Northwestern, 4/4/23
 HR: 1, 9 times, last at Kansas, 3/22/24
 R: 3, at Pittsburgh, 4/7/23
 RBI: 3, 2 times, last vs. Oklahoma State, 3/17/24
 SB: 1, 3 times, last vs. Butler, 3/28/23

Prior to UCF

- Played his freshman, sophomore and junior seasons at Notre Dame
- Played in 44 games and made 36 starts for the Irish as a junior
- Posted an impressive .994 fielding percentage and threw out 9 would-be base stealers
- Recorded four multi-hit games and six multi-RBI outings
- Played in 26 games and made 17 starts during his sophomore season
- Finished the year with 10 runs, 17 hits, 3 2B, 2 HR, 11 RBI and slashed .266/.333/.438
- Hit his first career home run in the 8-1 win over Clemson (4/9/22)

- Played in 13 games and made eight starts during his freshman season
- Finished the season with 3 runs, 6 hits and slashed .261/.346/.261
- Prepped at Bishop John J. Snyder High School
- 2018 and 2019 Under Armour/Perfect Game Preseason All-American
- 2019 All-Coast First Team
- 2019 Perfect Game Junior National Showcase
- 2019 Defensive MVP
- 2020 High school district player of the year
- Participated in the 2019-20 Perfect Game National Showcase
- Graduated from Notre Dame in the fall of 2023

CAREER STATS

*Stats from previous team/school

Year	avg	gp-gs	ab	r	h	2b	3b	hr	rbi	tb	slg%	bb	hbp	so	qdp	ob%	sf	sh	sb-att	po	a	e	fld%
2021*	.261	13-8	23	3	6	0	0	0	1	6	.261	1	2	4	0	.346	0	0	1-1	60	5	0	1.000
2022*	.266	26-17	64	10	17	3	1	2	11	28	.438	5	2	14	0	.333	1	0	1-1	175	29	1	.995
2023*	.208	44-36	125	18	26	3	2	4	18	45	.360	18	4	36	0	.327	0	3	1-1	317	27	2	.994
2024	.282	16-13	39	8	11	0	0	3	10	20	.513	9	2	11	0	.440	0	1	0-0	93	10	0	1.000
TOTAL	.282	16-13	39	8	11	0	0	3	10	20	.513	9	2	11	0	.440	0	1	0-0	93	10	0	1.000
All*	.239	99-74	251	39	60	6	3	9	40	99	.394	33	10	65	0	.349	1	4	3-3	645	71	3	.996

26 ANDREW BRAIT

INF | 5-8 | 185 | R/R | R-Sr. | Melbourne, Fla. | Viera HS

SEASON HIGHS

H: 3, 2 Times, last vs. Samford, 2/23
 2B: 1, 2 Times, last at Florida, 3/6
 3B:-
 HR: 1, vs. Samford, 2/23
 R: 3, vs. Samford, 2/23
 RBI: 5, vs. Samford, 2/23
 SB: 2, vs. Oklahoma State, 3/17

CAREER HIGHS

H: 4, at Clemson, 2/25/23
 2B: 2, 2 times, last vs. Maryland, 3/24/23
 3B: 1, 3 times, last vs. Tulane, 5/5/23
 HR: 1, 4 times, last vs. Samford, 2/23/24
 R: 4, 3 times, last at Samford, 2/23/24
 RBI: 5, vs. Samford, 2/23/24
 SB: 2, vs. Oklahoma State, 3/17/24

R-Junior (2023)

- Recorded 19 multi-hit games, four with 3 or more hits
- Led the team with 3 triples
- Had a team-leading three games with 4 RBI
- His first career home run was a go-ahead grand slam vs. Dartmouth (3/18/23)
- Was the lone player to start all 59 games on the season

Sophomore (2021)

- Appeared in 37 games, starting 36
- Drove in a season-high two RBIs twice, both against Memphis (5/1 and 5/27)

Freshman (2020)

- Notched his first collegiate RBI on Opening Weekend against Siena (2/15/21)

R-Sophomore (2022)

- Missed the majority of the season due to injury, returned in the final regular season series against Cincinnati (5/19)

Prior to UCF

- Ranked nationally No. 500 high school senior (2019) by Perfect Game
- Earned Viera High School MVP

CAREER STATS

Year	avg	gp-gs	ab	r	h	2b	3b	hr	rbi	tb	slg%	bb	hbp	so	qdp	ob%	sf	sh	sb-att	po	a	e	fld%
2020	.226	15-9	31	5	7	0	0	0	3	7	.226	6	1	11	0	.368	0	1	2-4	11	21	1	.970
2021	.256	37-36	121	19	31	2	0	0	12	33	.273	15	5	32	4	.357	2	1	2-2	22	75	11	.898
2022	.200	4-1	5	0	1	1	0	0	1	2	.400	1	0	0	1	.286	1	0	0-0	0	0	0	.000
2023	.286	59-59	227	44	65	14	3	3	38	94	.414	30	9	60	2	.384	5	7	6-7	44	107	10	.938
2024	.278	21-21	79	15	22	2	0	1	10	27	.342	12	5	14	1	.402	1	2	5-5	11	44	3	.948
TOTAL	.272	136-126	463	83	126	19	3	4	64	163	.352	64	20	117	8	.378	9	11	15-18	88	247	25	.931

28 DYLAN KING

C | 6-2 | 200 | L/R | Jr. | Delray Beach, Fla. | American Heritage Delray | North Carolina

SEASON HIGHS

H: 1, at Kansas, 3/22
 2B:
 3B:
 HR:
 R:
 RBI:
 SB:

CAREER HIGHS

H: 1, 4 times, last at Kansas (3/22/24)
 2B: 1, 2 times, last vs. Iowa (6/4/23)
 3B: -
 HR: -
 R: 1, at Clemson (5/18/23)
 RBI: 2, vs. Iowa (6/4/23)
 SB: -

Prior to UCF

- Attended the University of North Carolina at Chapel Hill for the 2022 and 2023 seasons
- Slashed .250/.417/.438 in 2023
- Played 12 games and made one start for the Tar Heels in 2023
- Recorded a two-run double in NCAA Regional play against Iowa
- Didn't see playing time in the 2022 campaign
- A four-year letter winner at American Heritage Delray
- 2021 Rawlings/Perfect Game Preseason All-Florida Region Second Team
- 2020 and 2019 Rawlings/Perfect Game All-America Underclassman Honorable

Mention

- Participated in the 2020 Perfect Game National Showcase
- A two-time All-County performer
- Helped American Heritage win three district titles and one regional championship
- His father, Brad King, also played baseball at UCF from 1994-1996 (C/OF)
- His dad, Brad, was drafted in the 17th Round in 1996 by the Chicago Cubs. He then went on to play 10 years of professional baseball (MiLB and Independent League)

CAREER STATS

Year	avg	gp-gs	ab	r	h	2b	3b	hr	rbi	tb	slg%	bb	hbp	so	qdp	ob%	sf	sh	sb-att	po	a	e	fld%
2023*	.250	12-1	12	1	3	2	0	0	3	5	.417	3	1	2	0	.438	0	0	0-0	26	1	0	1.000
2024	.200	6-0	5	0	1	0	0	0	0	1	.200	0	0	2	0	.200	0	0	0-0	15	0	0	1.000
TOTAL	.200	6-0	5	0	1	0	0	0	0	1	.200	0	0	2	0	.200	0	0	0-0	15	0	0	1.000
All*	.235	18-1	17	1	4	2	0	0	3	6	.353	3	1	4	0	.381	0	0	0-0	41	1	0	1.000

* Statistics from prior team/school

Knights POSITION PLAYERS

29 ANTHONY CALABRO

OF | 6-0 | 190 | R/R | R-Sr. | Jacksonville, Fla. | Bishop Kenny | West Georgia/South Georgia St.

SEASON HIGHS

H:
2B:
3B:
HR:
R: 1, at Kansas, 3/23
RBI:
SB: 1, at Kansas, 3/23

CAREER HIGHS

H:
2B:
3B:
HR:
R: 1, at Kansas, 3/23/24
RBI:
SB: 1, at Kansas, 3/23/24

Prior to UCF

- Played the 2022 and 2023 seasons at the University of West Georgia (NCAA DII) in Carrollton, Ga., and the 2020 and 2021 campaigns at South Georgia State College (NJCAA) in Douglas, Ga.
- A 2023 All-American (Rawlings/ABCA, NCBWA, CCA) and a 2023 First Team All-Region and All-District performer
- Two-time First Team All-Conference performer (2022 & 2023)
- Led West Georgia and his conference in 2023 with a .418 batting average. Also belted out 14 HRs, 10 2Bs, 2 3Bs, 57 RBIs and 65 Runs. Slashed .418/.500/.725.
- In his two years at West Georgia, he tallied 43 extra-base hits (22 HRs, 17 2Bs,

- 4 3Bs) and 99 RBIs. Also played and started all 93 games in his two seasons for the Wolves
- Hit .310 as a freshman during the Covid-shortened 2020 season at South Georgia State and followed that up by slashing .323/.431/.594 in 2021 with 14 extra-base knocks, 30 RBIs, 22 runs scored and 10 stolen bases
- Prepped at Bishop Kenny High School in Jacksonville, Fla.
- A 2019 All-Region selection and a 2019 Offensive MVP

CAREER STATS

*His prior stats were at Div. II and NJCAA level

Year	avg	gp-gs	ab	r	h	2b	3b	hr	rbi	tb	slg%	bb	hbp	so	gdp	ob%	sf	sh	sb-att	po	a	e	fld%
2024	.000	8-0	4	1	0	0	0	0	0	0	.000	0	0	3	0	.000	0	0	1-1	2	0	0	1.000
TOTAL	.000	8-0	4	1	0	0	0	0	0	0	.000	0	0	3	0	.000	0	0	1-1	2	0	0	1.000

32 CARTER WHITE

INF | 6-2 | 200 | L/R | Fr. | Naples, Fla. | Saint John Neumann HS

SEASON HIGHS

H:
2B:
3B:
HR:
R:
RBI:
SB:

CAREER HIGHS

H:
2B:
3B:
HR:
R:
RBI:
SB:

Prior to UCF

- Prepped at St. John Neumann Catholic High School in Naples Fla.
- Two-time Florida Player of the Year finalist and a two-time offensive player of the year
- Posted a .360-plus batting average over his sophomore, junior and senior seasons
- Helped lead his team to a pair of state appearances
- Helped his team to four consecutive district championships and reach the state finals in both 2021 and 2023
- Selected to the All-Tournament team for each summer tournament and invited

- to the East Coast Pro, PG National and Diamond Club
- Plans to major in Business at UCF

CAREER STATS



42 KEANO SUAREZ

C | 5-10 | 205 | R/R | Sr. | Apopka, Fla. | Lake Brantley HS

SEASON HIGHS
 H: 1, at Kansas, 3/22
 2B:
 3B:
 HR:
 R:
 RBI: 1, at Kansas, 3/22
 SB:

CAREER HIGHS
 H: 1, Two times, last at Kansas, 3/22/24
 2B: 1, vs. Siena, 2/19/23
 3B:
 HR:
 R: 1, vs. Siena, 2/17/23
 RBI: 2, vs. Siena, 2/19/23
 SB:

Junior (2023)
 - Played in seven games and went 1-for-9 offensively with a 2B, 2 RBI, 1 run scored
 - Recorded first hit opening weekend against Siena, driving in two runs for the mercy-rule walk-off victory (2/19)

Springs, Fla.
 - Favorite baseball memory is winning the 2011 Dixie Youth World Series
 - Favorite MLB team is the New York Yankees
 - Majoring in Integrated Business at UCF

Prior to UCF
 - Played club baseball at UCF for his freshman and sophomore years before joining the UCF baseball team for his junior campaign in 2023
 - Was a three-year letter winner at Lake Brantley High School in Altamonte

CAREER STATS

Year	avg	gp-gs	ab	r	h	2b	3b	hr	rbi	tb	slg%	bb	hbp	so	qdp	ob%	sf	sh	sb-att	po	a	e	fld%
2023	.111	7-0	9	1	1	1	0	0	2	2	.222	0	0	3	0	.111	0	0	0-0	13	1	1	.933
2024	1.000	2-0	1	0	1	0	0	0	1	1	1.000	0	0	0	0	1.000	0	0	0-0	0	0	0	.000
TOTAL	.200	9-0	10	1	2	1	0	0	3	3	.300	0	0	3	0	.200	0	0	0-0	13	1	1	.933



43 MATT PREVESK

OF | 6-3 | 210 | L/R | Jr. | Apopka, Fla. | Apopka HS

SEASON HIGHS
 H: 3, 3 Times, last vs. Oklahoma State, 3/17
 2B: 1, Five Times, last at Kansas, 3/22
 3B:
 HR: 1, 2 Times, last vs. Stetson, 3/13
 R: 2, 4 Times, last vs. Oklahoma State, 3/15
 RBI: 3, vs. South Florida, 3/2
 SB: 1, at Kansas, 3/23

CAREER HIGHS
 H: 3, 3 Times, last vs. Oklahoma State, 3/17/24
 2B: 1, 7 times, last at Kansas, 3/22/24
 3B: 1, vs. Seton Hall, 3/12/22
 HR: 1, 3 Times, last vs. Stetson, 3/13/24
 R: 2, 4 Times, last vs. Oklahoma State, 3/15/24
 RBI: 4, at Tennessee, 4/7/23
 SB: 1, Two times, last at Kansas, 3/23/24

Prior to UCF
 - Played both his freshman and sophomore seasons at the University of Florida
 - Slashed .263/.333/.386 with one homer, one triple, two doubles, 10 RBI, six runs and one steal across 57 at bats in his two years in Gainesville
 - Saw action in 35 career games while making 11 starts in the outfield and at designated hitter
 - Finished with a perfect 1.000 fielding percentage over 16 defensive chances in the outfield
 - Batted .286/.311/.405 in 42 at bats in 2023 with one homer, two doubles, nine RBIs and five runs scored

- Helped Florida to a runner-up finish at the College World Series in 2023
 - His mom, Christine, was a four-year letterwinner in track & field at Kent State
 - Plans to major in Communications at UCF

CAREER STATS

Year	avg	gp-gs	ab	r	h	2b	3b	hr	rbi	tb	slg%	bb	hbp	so	qdp	ob%	sf	sh	sb-att	po	a	e	fld%
2022*	.200	13-4	15	1	3	0	1	0	1	5	.333	4	1	7	0	.381	1	0	1-2	1	0	0	1.000
2023*	.286	22-7	42	5	12	2	0	1	9	17	.405	2	0	11	1	.311	1	0	0-0	15	0	0	1.000
2024	.360	21-21	86	16	31	5	0	2	17	42	.488	10	3	19	1	.436	2	1	1-3	25	0	1	.962
TOTAL	.360	21-21	86	16	31	5	0	2	17	42	.488	10	3	19	1	.436	2	1	1-3	25	0	1	.962
All*	.322	56-32	143	22	46	7	1	3	27	64	.448	16	4	37	2	.395	4	1	2-5	41	0	1	.976

* Statistics from prior team/school

Knights POSITION PLAYERS

44 ANDREW SUNDEAN

C | 6-5 | 210 | R/R | Jr. | Lakeland, Fla. | McKeel Academy of Technology

SEASON HIGHS

H: 3, Three Times, last vs. Florida Atlantic, 3/19
 2B: 2, vs. Samford, 2/25
 3B: -
 HR: 1, Four times, last vs. Florida Atlantic, 3/19
 R: 2, Five Times, last vs. Oklahoma State, 3/16
 RBI: 4, vs. Samford, 2/25
 BB: 1, Four Times, last vs. Florida Atlantic, 3/19
 SB: -

CAREER HIGHS

H: 3, 13 times, last vs. Florida Atlantic, 3/19/24
 2B: 2, 3 times, last vs. Samford, 2/25/24
 3B: -
 HR: 2, at Stetson, 4/11/23
 RBI: 4, 3 times, last vs. Samford, 2/25/24
 R: 3, vs. Stetson 4/18/23
 BB: 2, 3 times, last vs. Houston, 4/30/23
 SB: -

Sophomore (2023)

- Tabbed First Team All-AAC
- His 16 home runs tied for 2nd on the team and 6th in single-season homers in program history
- Tied atop the team in multi-RBI games with 15, nine of which were for 3+ RBI
- Second on the team in multi-hit games with 21, seven of them with 3 hits
- Started all 52 games he appeared in, missing the first 7 games due to injury

- Set AAC Tournament record with 5 doubles
- Blasted his second home run of the season at Memphis, part of a 10-run first inning for the Knights (4/12).
- First-career home run against USF (4/3).
- Recorded first multi-hit game against UNCG (3/19).
- Recorded first collegiate hit and RBI against Siena (2/20).

Prior to UCF

- Attended McKeel Academy of Technology in Lakeland, Fla.

Freshman (2022)

- Named Collegiate Baseball Freshman All-American and Second Team All-AAC

CAREER STATS

Year	avg	gp-gs	ab	r	h	2b	3b	hr	rbi	tb	slg%	bb	hbp	so	gdp	ob%	sf	sh	sb-att	po	a	e	fld%
2022	.348	43-37	135	25	47	13	0	5	33	75	.556	2	18	16	1	.429	1	3	0-0	257	24	2	.993
2023	.340	52-52	203	32	69	10	0	16	54	127	.626	17	15	36	7	.428	1	0	0-0	78	4	0	1.000
2024	.316	21-21	79	16	25	6	0	4	25	43	.544	4	7	16	0	.396	1	0	0-0	64	6	0	1.000
TOTAL	.338	116-110	417	73	141	29	0	25	112	245	.588	23	40	68	8	.422	3	3	0-0	399	34	2	.995

45 MATT CEDARBURG

UTL | 6-0 | 170 | R/R | R-Sr. | Fort Myers, Fla. | Bishop Verot HS | Southern Miss

SEASON HIGHS

H: 3, at Oklahoma, 3/9
 2B:
 3B:
 HR: 1, Two times, last vs. Oklahoma State, 3/17
 R: 3, vs. Oklahoma State, 3/17
 RBI: 1, Two times, last vs. Oklahoma State, 3/17
 SB:

CAREER HIGHS

H: 3, at Oklahoma, 3/9/24
 2B: 1, 5 times, last vs. South Florida, 5/25/23
 3B: 1, vs. Siena, 2/19/23
 HR: 1, 4 times, last vs. Oklahoma State, 3/17/24
 R: 3, vs. Oklahoma State, 3/17/24
 RBI: 3, at Tulane, 5/7/23
 SB: 1, 3 times, last vs. East Carolina, 5/26/23

R-Junior (2023)

- Slashed an impressive .395/.457/.526 in AAC play, leading the team in average and on-base percentage in conference games
- Hit first home run as a Knight at Stetson (4/11). Also his first two-hit, two-run, and two-RBI game
- Notched three RBI at Tulane (May 7), going 2-4 with two runs, a double and a home run
- Had eight multi-hit games, including two in the AAC Tournament

Prior to UCF

- Attended Southern Miss (2022) and College of Central Florida (2019-2021)
- Appeared in all but one of the Patriots' 52 games as a R-So. in 2021
- Slashed .379/.464/.575 with 81 hits, 52 runs, 49 RBI and 15 stolen bases in 2021
- Ranked in the top 100 for multiple statistical categories: 214 At Bats (19th), 81 Hits (21st), 252 Plate Appearances (28th) and 123 Total Bases (80th) in 2021
- Named to Perfect Game's Top 100 JUCO Prospect List, Perfect Game's Top 500 High School Prospect list and recognized as the 17th best third baseman in Fla.
- Father played college baseball at Florida Southern and works as an MLB scout for the Colorado Rockies

CAREER STATS

*Stats from previous team/school

Year	avg	gp-gs	ab	r	h	2b	3b	hr	rbi	tb	slg%	bb	hbp	so	gdp	ob%	sf	sh	sb-att	po	a	e	fld%
2022*	.000	8-1	8	1	0	0	0	0	0	0	.000	2	0	4	0	.200	0	0	0-0	0	0	0	.000
2023	.315	40-17	92	16	29	5	1	2	11	42	.457	9	2	24	1	.381	2	1	3-3	31	7	1	.974
2024	.318	13-5	22	4	7	0	0	2	2	13	.591	5	0	5	0	.444	0	1	0-0	3	0	0	1.000
TOTAL	.316	53-22	114	20	36	5	1	4	13	55	.482	14	2	29	1	.394	2	2	3-3	34	7	1	.976
All*	.295	61-23	122	21	36	5	1	4	13	55	.451	16	2	33	1	.380	2	2	3-3	34	7	1	.976

2024 STATISTICS - OVERALL

2024 UCF Baseball Overall Statistics for UCF (as of Mar 23, 2024) (All games Sorted by Batting avg)

Record: 15-6 Home: 10-2 Away: 5-4 Big 12: 4-5

Player	avg	gp-gs	ab	r	h	2b	3b	hr	rbi	tb	slg%	bb	hp	so	gdp	ob%	sf	sh	sb-att	po	a	e	fld%	
43 Prevesk, Matt	.360	21-21	86	16	31	5	0	2	17	42	.488	10	3	19	1	.436	2	1	1-3	25	0	1	.962	
13 Zyska, Jack	.324	21-21	74	20	24	4	0	4	14	40	.541	14	1	14	1	.424	3	0	3-4	49	1	0	1.000	
44 Sundean, Andrew	.316	21-21	79	16	25	6	0	4	25	43	.544	4	7	16	0	.396	1	0	0-0	64	6	0	1.000	
3 Boedicker, Lex	.303	21-21	89	16	27	5	0	1	13	35	.393	10	1	19	2	.376	1	0	7-7	152	12	3	.982	
25 Neri, Danny	.282	16-13	39	8	11	0	0	3	10	20	.513	9	2	11	0	.440	0	1	0-0	93	10	0	1.000	
26 Brait, Andrew	.278	21-21	79	15	22	2	0	1	10	27	.342	12	5	14	1	.402	1	2	5-5	11	44	3	.948	
5 Kluska, Mikey	.254	21-21	67	12	17	0	2	0	8	21	.313	6	2	20	0	.333	0	6	3-5	24	40	2	.970	
6 Estrella, Andrew	.250	19-17	56	12	14	5	0	5	20	34	.607	4	0	21	1	.300	0	2	0-0	27	27	2	.964	
11 Williamson, Andrew	.235	20-19	68	13	16	3	0	4	10	31	.456	7	0	13	3	.299	2	2	0-0	41	2	0	1.000	

42 Suarez, Keano	1.000	2-0	1	0	1	0	0	0	1	1	1.000	0	0	0	0	1.000	0	0	0-0	0	0	0	.000	
24 Calise, Braden	.471	11-4	17	6	8	2	0	0	3	10	.588	5	0	2	0	.565	1	0	2-3	11	21	0	1.000	
45 Cedarburg, Matt	.318	13-5	22	4	7	0	0	2	2	13	.591	5	0	5	0	.444	0	1	0-0	3	0	0	1.000	
1 Nessler, AJ	.235	11-5	17	3	4	1	0	0	1	5	.294	3	1	4	0	.381	0	0	0-1	11	0	1	.917	
28 King, Dylan	.200	6-0	5	0	1	0	0	0	0	1	.200	0	0	2	0	.200	0	0	0-0	15	0	0	1.000	
29 Calabro, Anthony	.000	8-0	4	1	0	0	0	0	0	0	.000	0	0	3	0	.000	0	0	1-1	2	0	0	1.000	
7 Robinson, Corey	.000	4-0	1	0	0	0	0	0	0	0	.000	0	0	1	0	.000	0	0	0-0	1	0	0	1.000	
Totals	.295	21	704	142	208	33	2	26	134	323	.459	89	22	164	9	.386	11	15	22-29	542	181	16	.978	
Opponents	.238	21	671	115	160	35	7	19	108	266	.396	74	21	179	13	.328	12	4	28-34	525	206	27	.964	

LOB - Team (174), Opp (125). DPs turned - Team (19), Opp (11). IBB - Team (2), Neri, D 1, Sundean, A 1, Opp (4). Picked off - Brait, A 1.

(All games Sorted by Earned run avg)

Player	era	w-l	app	gs	cg	sho	sv	ip	h	r	er	bb	so	2b	3b	hr	b/avg	wp	hp	bks	sfa	sha
16 Stagliano, Dom	3.63	0-1	6	4	0	0/1	0	22.1	20	9	9	9	20	5	0	3	.238	1	1	0	1	0
37 Vespi, Ben	4.50	2-1	6	6	0	0/0	0	28.0	26	15	14	11	23	10	1	0	.241	1	1	0	0	2

35 Vieira, Nick	0.00	0-0	3	0	0	0/0	0	2.0	1	0	0	0	2	0	0	0	.200	0	0	0	1	0
34 Sosnowski, Kris	2.45	0-0	5	0	0	0/0	0	7.1	8	3	2	0	7	2	1	0	.286	0	0	0	1	0
30 Kramer, Kyle	2.65	3-0	13	0	0	0/1	1	17.0	13	6	5	6	13	2	1	0	.220	1	3	0	1	0
17 Hartley, Wiley	2.84	2-1	7	3	0	0/0	0	19.0	12	7	6	6	19	1	1	1	.176	1	3	0	1	0
8 Centala, Chase	3.00	3-0	9	0	0	0/1	5	15.0	10	6	5	8	16	0	0	1	.196	0	0	0	1	0
31 Castellano, Dominic	4.74	2-0	7	1	0	0/0	1	19.0	10	10	10	8	19	2	0	2	.164	5	1	0	2	1
55 Galvan, Alex	5.06	2-0	4	0	0	0/0	0	5.1	4	3	3	0	9	1	0	2	.200	1	0	0	0	0
23 Bauer, Spencer	7.27	0-0	8	0	0	0/0	0	8.2	10	7	7	4	14	1	0	1	.278	1	2	0	0	1
19 Fernald, Josh	7.71	0-0	4	0	0	0/0	0	4.2	7	12	4	4	6	1	1	2	.318	0	1	0	1	0
14 Nesbitt, Tyler	8.25	0-1	5	3	0	0/0	0	12.0	13	11	11	6	11	3	2	1	.277	3	3	0	1	0
4 Boxrucker, Cade	10.03	1-1	5	4	0	0/0	0	11.2	17	13	13	5	13	5	0	2	.333	1	2	0	0	0
21 Victor, Najer	10.57	0-1	8	0	0	0/0	0	7.2	7	9	9	6	6	1	0	3	.259	0	2	1	2	0
10 Crain, Cameron	27.00	0-0	2	0	0	0/0	0	0.2	1	2	2	1	1	1	0	0	.333	0	0	0	0	0
41 Wimpelberg, Joey	54.00	0-0	1	0	0	0/0	0	0.1	1	2	2	0	0	0	0	1	1.000	1	2	0	0	0
Totals	4.98	15-6	21	21	0	1/1	7	180.2	160	115	100	74	179	35	7	19	.238	16	21	1	12	4
Opponents	6.53	6-15	21	21	0	0/0	2	175.0	208	142	127	89	164	33	2	26	.295	22	22	2	11	15

PB - Team (4), Neri, D 3, Sundean, A 1, Opp (5). Pickoffs - Team (2), Hartley, W 2, Opp (1). SBA/ATT - Neri, D (19-21), Sundean, A (8-12), Vespi, B (7-7), Nesbitt, T (5-5), Kramer, K (3-4), Centala, C (2-3), Hartley, W (3-3), Stagliano, D (2-3), Sosnowski, K (1-2), Crain, C (2-2), Vieira, N (1-1), King, D (1-1), Boxrucker, C (0-1), Victor, N (1-1), Castellano (1-1), Galvan, A (0-1).

2023 STATISTICS - OVERALL

2023 UCF BASEBALL Overall Statistics for UCF (as of May 26, 2023) (All games Sorted by Batting avg)

Record: 33-26 Home: 21-13 Away: 11-11 Neutral: 1-2 AAC: 12-12

Player	avg	gp-gs	ab	r	h	2b	3b	hr	rbi	tb	slg%	bb	hp	so	gdp	ob%	sf	sh	sb-att	po	a	e	fld%	
40 McCabe, Ben	.371	59-59	224	63	83	15	0	19	51	155	.692	17	23	59	1	.466	0	2	6-7	453	47	4	.992	
44 Sundean, Andrew	.340	52-52	203	32	69	10	0	16	54	127	.626	17	15	36	7	.428	1	0	0-0	78	4	0	1.000	
17 Romano, Nick	.319	57-57	216	41	69	12	1	10	41	113	.523	23	8	36	6	.402	2	1	1-1	402	22	6	.986	
26 Brait, Andrew	.286	59-59	227	44	65	14	3	3	38	94	.414	30	9	60	2	.384	5	7	6-7	44	107	10	.938	
10 Plumlee, John Rhys	.286	58-58	196	43	56	11	1	10	32	99	.505	17	15	59	1	.384	1	8	18-23	93	1	4	.959	
3 Boedicker, Lex	.266	57-55	207	39	55	10	0	16	46	113	.546	21	7	59	3	.352	1	1	3-3	102	3	2	.981	
1 Faurot, Drew	.252	58-57	210	41	53	9	0	15	51	107	.510	26	5	78	4	.341	5	0	5-8	65	124	17	.917	
6 Josten, Tom	.249	58-58	201	59	50	13	0	13	39	102	.507	40	14	65	2	.406	1	0	5-5	86	80	5	.971	

45 Cedarburg, Matt	.315	40-17	92	16	29	5	1	2	11	42	.457	9	2	24	1	.381	2	1	3-3	31	7	1	.974	
22 Russo, Cole	.253	40-31	99	15	25	6	1	2	14	39	.394	16	6	30	4	.385	1	0	0-1	91	53	3	.980	
2 Robinson, Corey	.200	48-14	70	16	14	3	0	0	4	17	.243	8	3	20	0	.309	0	3	5-6	42	0	1	.977	
7 Pettay, Greg	.154	16-3	13	3	2	0	0	0	0	2	.154	7	0	3	0	.450	0	1	1-1	2	9	2	.846	
5 Shannon, Brady	.149	25-9	47	4	7	0	0	2	5	13	.277	3	1	25	1	.216	0	0	2-2	22	0	2	.917	
42 Keano Suarez	.111	7-0	9	1	1	0	0	2	2	2	.222	0	0	3	0	.111	0	0	0-0	13	1	1	.933	
4 Taylor, Ryan	.063	26-2	16	2	1	0	0	1	1	4	.250	3	1	9	0	.250	0	1	0-0	8	12	0	1.000	
Totals	.285	59	2038	422	580	109	7	109	389	1030	.505	237	110	569	32	.386	19	25	56-68	1556	525	72	.967	
Opponents	.273	59	2040	403	557	104	14	75	371	914	.448	248	81	603	39	.371	18	27	61-81	1527	474	59	.971	

LOB - Team (480), Opp (455). DPs turned - Team (45), Opp (43). IBB - Team (3), N. Romano 1, B. McCabe 1, A. Sundean 1, Opp (8). Picked off - J. Rhys Plum 3, L. Boedicker 1, D. Faurot 1, A. Brait 1.

(All games Sorted by Earned run avg)

Player	era	w-l	app	gs	cg	sho	sv	ip	h	r	er	bb	so	2b	3b	hr	b/avg	wp	hp	bk	sfa	sha
19 Gomez, Ruddy	5.25	6-3	15	15	0	0/0	0	72.0	83	53	42	22	78	15	3	9	.280	10	11	0	3	3
28 Marlowe, Jacob	5.64	3-6	19	8	0	0/0	0	60.2	70	41	38	12	41	11	4	9	.282	3	8	0	1	3
16 Stagliano, Dom	6.54	4-5	19	8	0	0/0	0	64.2	79	54	47	17	70	17	1	8	.294	5	6	0	1	4

21 Victor, Najer	2.88	3-1	23	1	0	0/1	1	34.1	27	15	11	13	50	9	2	3	.218	5	0	1	1	0
30 Kramer, Kyle	3.96	6-2	27	0	0	0/1	8	38.2	27	18	17	16	60	5	0	5	.200	1	7	0	1	3
33 Leiter, Cameron	4.92	3-2	15	14	0	0/0	0	56.2	53	33	31	41	80	7	1	8	.254	7	2	1	1	3
8 Centala, Chase	5.45	2-2	17	3	0	0/0	1	33.0	39	32	20	13	37	3	0	6	.285	5	4	1	0	3
35 Vieira, Nick	5.86	1-1	17	1	0	0/0	1	27.2	30	20	18	15	32	7	0	5	.278	3	11	0	1	2
31 Castellano, Dominic	6.48	1-1	16	1	0	0/1	0	25.0	31	20	18	8	29	7	1	2	.316	3	6	0	1	1
39 Crain, Cameron	6.65	1-0	18	2	0	0/0	0	23.0	14	19	17	27	25	3	0	4	.175	2	5	2	2	1
11 Balzer, Julian	6.75	1-1	9	0	0	0/0	0	10.2	11	10	8	8	17	1	1	1	.268	1	1	0	1	1
37 Vespi, Ben	7.20	2-2	11	6	0	0/0	0	30.0	38	31	24	12	35	6	0	8	.311	1	3	0	2	2
34 Sosnowski, Kris	7.71	0-0	12	0	0	0/0	0	11.2	16	15	10	7	13	4	0	3	.333	1	3	0	1	0
32 Chappell, Zach	7.83	0-0	21	0	0	0/1	1	23.0	32	28	20	17	27	7	1	2	.337	7	8	0	2	1
12 Austin, Zack	14.73	0-0	10	0	0	0/1	0	7.1	7	13	12	17	9	2	0	2	.241	10	4	0	0	0
25 Lepkoske, Nolan	27.00	0-0	2	0	0	0/0	0	0.1	0	1	1	3	0	0	0	0	.000	0	2	0	0	0
Totals	5.80	33-26	59	59	0	1/1	12	518.2	557	403	334	248	603	104	14	75	.273	64	81	5	18	27
Opponents	6.65	26-33	59	59	0	2/2	9	509.0	580	422	376	237	569	109	7	109	.285	73	110	3	19	25

PB - Team (14), B. McCabe 8, C. Russo 3, K. Suarez 2, A. Sundean 1, Opp (8). Pickoffs - Team (5), C. Leiter 2, N. Victor 1, K. Kramer 1, B. Vespi 1, Opp (5). SBA/ATT - B. McCabe (49-63), A. Sundean (11-13), R. Gomez (12-13), D. Stagliano (11-12), N. Victor (5-8), J. Marlowe (5-6), C. Leiter (4-6), N. Vieira (3-5), C. Centala (4-5), K. Kramer (3-5), J. Balzer (2-4), C. Crain (4-4), K. Sosnowski (3-4), Z. Chappell (3-3), D. Castellano (0-3), C. Russo (1-3), B. Vespi (1-2), Z. Austin (1-1).

2024 HITTING LEADERS - OVERALL

Batting avg

1. 43 Prevesk, Matt	.360
2. 13 Zyska, Jack	.324
3. 44 Sundeane, Andrew	.316
4. 3 Boedicker, Lex	.303
5. 25 Neri, Danny	.282

Runs scored

1. 13 Zyska, Jack	20
2. 43 Prevesk, Matt	16
3. 3 Boedicker, Lex	16
4. 44 Sundeane, Andrew	16
5. 26 Brait, Andrew	15

Doubles

1. 44 Sundeane, Andrew	6
2. 3 Boedicker, Lex	5
4. 43 Prevesk, Matt	5
6. 6 Estrella, Andrew	5
5. 13 Zyska, Jack	4

Total bases

1. 44 Sundeane, Andrew	43
2. 43 Prevesk, Matt	42
3. 13 Zyska, Jack	40
4. 3 Boedicker, Lex	35
5. 6 Estrella, Andrew	34

Sac bunts

1. 5 Kluska, Mikey	6
2. 11 Williamson, Andrew	2
6. 6 Estrella, Andrew	2
26. 26 Brait, Andrew	2
5. 3 tied at.....	1

Caught stealing

1. 43 Prevesk, Matt	2
5. 5 Kluska, Mikey	2
3. 24 Calise, Braden	1
13. 13 Zyska, Jack	1
1. 1 Nessler, AJ	1

Strikeouts

1. 6 Estrella, Andrew	21
2. 5 Kluska, Mikey	20
3. 3 Boedicker, Lex	19
4. 43 Prevesk, Matt	19
5. 44 Sundeane, Andrew	16

At bats

1. 3 Boedicker, Lex	89
2. 43 Prevesk, Matt	86
3. 26 Brait, Andrew	79
4. 44 Sundeane, Andrew	79
5. 13 Zyska, Jack	74

Games as sub

1. 29 Calabro, Anthony	8
45. 45 Cedarburg, Matt	8
3. 24 Calise, Braden	7
4. 28 King, Dylan	6
1. 1 Nessler, AJ	6

Slugging pct

1. 6 Estrella, Andrew	.607
2. 44 Sundeane, Andrew	.544
3. 13 Zyska, Jack	.541
4. 25 Neri, Danny	.513
5. 43 Prevesk, Matt	.488

Hits

1. 43 Prevesk, Matt	31
2. 3 Boedicker, Lex	27
3. 44 Sundeane, Andrew	25
4. 13 Zyska, Jack	24
5. 26 Brait, Andrew	22

Triples

1. 5 Kluska, Mikey	2
--------------------	---

Walks

1. 13 Zyska, Jack	14
2. 26 Brait, Andrew	12
3. 43 Prevesk, Matt	10
3. 3 Boedicker, Lex	10
5. 25 Neri, Danny	9

Sac flies

1. 13 Zyska, Jack	3
2. 43 Prevesk, Matt	2
11. 11 Williamson, Andrew	2
4. 4 tied at.....	1

Steal attempts

1. 3 Boedicker, Lex	7
2. 26 Brait, Andrew	5
5. 5 Kluska, Mikey	5
4. 13 Zyska, Jack	4
5. 2 tied at.....	3

Grounded into DP

1. 11 Williamson, Andrew	3
2. 3 Boedicker, Lex	2
3. 4 tied at.....	1

Games played

1. 6 tied at.....	21
-------------------	----

On base pct

1. 25 Neri, Danny	.440
2. 43 Prevesk, Matt	.436
3. 13 Zyska, Jack	.424
4. 26 Brait, Andrew	.402
5. 44 Sundeane, Andrew	.396

Runs batted in

1. 44 Sundeane, Andrew	25
2. 6 Estrella, Andrew	20
3. 43 Prevesk, Matt	17
4. 13 Zyska, Jack	14
5. 3 Boedicker, Lex	13

Home runs

1. 6 Estrella, Andrew	5
2. 13 Zyska, Jack	4
11. 11 Williamson, Andrew	4
44. 44 Sundeane, Andrew	4
5. 25 Neri, Danny	3

Hit by pitch

1. 44 Sundeane, Andrew	7
2. 26 Brait, Andrew	5
3. 43 Prevesk, Matt	3
4. 25 Neri, Danny	2
5. 5 Kluska, Mikey	2

Stolen bases

1. 3 Boedicker, Lex	7
2. 26 Brait, Andrew	5
3. 13 Zyska, Jack	3
5. 5 Kluska, Mikey	3
5. 24 Calise, Braden	2

Stolen base pct

1. 3 Boedicker, Lex	1.000
26. 26 Brait, Andrew	1.000
3. 13 Zyska, Jack	.750
4. 5 Kluska, Mikey	.600
5. 43 Prevesk, Matt	.333

Total plate appearances

1. 43 Prevesk, Matt	102
2. 3 Boedicker, Lex	101
3. 26 Brait, Andrew	99
4. 13 Zyska, Jack	92
5. 44 Sundeane, Andrew	91

Game starts

1. 6 tied at.....	21
-------------------	----

2024 PITCHING LEADERS - OVERALL

Earned run avg

1. 16 Stagliano, Dom	3.63
2. 37 Vespi, Ben	4.50

Opposing bat avg

1. 16 Stagliano, Dom	.238
2. 37 Vespi, Ben	.241

Won-loss pct

1. 37 Vespi, Ben	.667
2. 16 Stagliano, Dom	.000

Wins

1. 30 Kramer, Kyle	3
8 Centala, Chase	3
3. 4 tied at.....	2

Losses

1. 6 tied at.....	1
-------------------	---

Saves

1. 8 Centala, Chase	5
2. 30 Kramer, Kyle	1
31 Castellano, Dominic	1

Innings pitched

1. 37 Vespi, Ben	28.0
2. 16 Stagliano, Dom	22.1

Batters struck out

1. 37 Vespi, Ben	23
2. 16 Stagliano, Dom	20
3. 31 Castellano, Dominic	19
17 Hartley, Wiley	19
5. 8 Centala, Chase	16

Appearances

1. 30 Kramer, Kyle	13
2. 8 Centala, Chase	9
3. 23 Bauer, Spencer	8
21 Victor, Najer	8
5. 2 tied at.....	7

Games started

1. 37 Vespi, Ben	6
2. 4 Boxrucker, Cade	4
16 Stagliano, Dom	4
4. 14 Nesbitt, Tyler	3
17 Hartley, Wiley	3

Games finished

1. 8 Centala, Chase	8
2. 21 Victor, Najer	2
35 Vieira, Nick	2
30 Kramer, Kyle	2
34 Sosnowski, Kris	2

Games in relief

1. 30 Kramer, Kyle	13
2. 8 Centala, Chase	9
3. 21 Victor, Najer	8
23 Bauer, Spencer	8
5. 31 Castellano, Dominic	6

Wild pitches

1. 31 Castellano, Dominic	5
2. 14 Nesbitt, Tyler	3
3. 8 tied at.....	1

Balks

1. 21 Victor, Najer	1
---------------------	---

Hit batters

1. 17 Hartley, Wiley	3
30 Kramer, Kyle	3
14 Nesbitt, Tyler	3
4. 4 tied at.....	2

Intentional BB allowed

1. 8 Centala, Chase	2
2. 19 Fernald, Josh	1
37 Vespi, Ben	1

Runners picked off

1. 17 Hartley, Wiley	2
----------------------	---

Batters SO out looking

1. 31 Castellano, Dominic	10
2. 8 Centala, Chase	8
37 Vespi, Ben	8
4. 16 Stagliano, Dom	6
4 Boxrucker, Cade	6

Sac bunts allowed

1. 37 Vespi, Ben	2
2. 31 Castellano, Dominic	1
23 Bauer, Spencer	1

Sac flies allowed

1. 21 Victor, Najer	2
31 Castellano, Dominic	2
3. 8 tied at.....	1

Hits allowed

1. 16 Stagliano, Dom	20
2. 37 Vespi, Ben	26

Runs allowed

1. 16 Stagliano, Dom	9
2. 37 Vespi, Ben	15

Earned runs allowed

1. 16 Stagliano, Dom	9
2. 37 Vespi, Ben	14

Walks allowed

1. 16 Stagliano, Dom	9
2. 37 Vespi, Ben	11

Doubles allowed

1. 16 Stagliano, Dom	5
2. 37 Vespi, Ben	10

Triples allowed

1. 16 Stagliano, Dom	0
2. 37 Vespi, Ben	1

Home runs allowed

1. 37 Vespi, Ben	0
2. 16 Stagliano, Dom	3

2024 STATISTICS - CONFERENCE

Record: 4-5 Home: 2-1 Away: 2-4 Big 12: 4-5

Player	avg	gp-gs	ab	r	h	2b	3b	hr	rbi	tb	slg%	bb	hp	so	gdp	ob%	sf	sh	sb-att	po	a	e	fld%
24 Calise, Braden	.571	7-4	14	6	8	2	0	0	2	10	.714	4	0	0	0	.667	0	0	2-3	8	15	0	1.000
13 Zyska, Jack	.333	9-9	33	8	11	3	0	2	6	20	.606	5	0	5	0	.410	1	0	3-4	24	1	0	1.000
43 Prevesk, Matt	.316	9-9	38	5	12	2	0	0	7	14	.368	2	2	8	1	.364	2	0	1-1	10	0	1	.909
3 Boedicker, Lex	.270	9-9	37	5	10	1	0	1	6	14	.378	4	1	11	1	.349	1	0	2-2	64	7	1	.986
44 Sundean, Andrew	.235	9-9	34	5	8	1	0	2	7	15	.441	0	3	8	0	.297	0	0	0-0	31	3	0	1.000
11 Williamson, Andrew	.233	9-9	30	5	7	0	0	3	4	16	.533	3	0	5	2	.294	1	2	0-0	20	1	0	1.000
26 Brait, Andrew	.212	9-9	33	3	7	0	0	0	1	7	.212	3	3	8	0	.333	0	1	2-2	5	20	2	.926
5 Kluska, Mikey	.154	9-9	26	2	4	0	0	0	1	4	.154	2	0	9	0	.214	0	4	1-2	13	17	1	.968

42 Suarez, Keano	1.000	1-0	1	0	1	0	0	0	1	1	1.000	0	0	0	0	1.000	0	0	0-0	0	0	0	.000
28 King, Dylan	1.000	2-0	1	0	1	0	0	0	0	1	1.000	0	0	0	0	1.000	0	0	0-0	1	0	0	1.000
45 Cedarburg, Matt	.467	6-4	15	4	7	0	0	2	2	13	.867	4	0	3	0	.579	0	0	0-0	3	0	0	1.000
25 Neri, Danny	.267	6-5	15	2	4	0	0	2	6	10	.667	5	1	5	0	.476	0	0	0-0	34	4	0	1.000
6 Estrella, Andrew	.067	7-5	15	2	1	0	0	1	2	4	.267	1	0	10	1	.125	0	1	0-0	8	10	0	1.000
1 Nessler, AJ	.000	4-0	4	0	0	0	0	0	0	0	.000	0	0	1	0	.000	0	0	0-0	0	0	0	.000
29 Calabro, Anthony	.000	3-0	2	1	0	0	0	0	0	0	.000	0	0	1	0	.000	0	0	1-1	0	0	0	.000
Totals	.272	9	298	48	81	9	0	13	45	129	.433	33	10	74	5	.358	5	8	12-15	227	85	9	.972
Opponents	.298	9	299	66	89	19	4	9	61	143	.478	42	8	66	6	.392	6	3	11-15	233	89	14	.958

LOB - Team (73), Opp (65). DPs turned - Team (8), Opp (7). IBB - Team (1), Neri, D 1, Opp (2). Picked off - Brait, A 1.

(Big 12 games only Sorted by Earned run avg)

Player	era	w-l	app	gs	cg	sho	sv	ip	h	r	er	bb	so	2b	3b	hr	b/avg	wp	hp	bk	sfa	sha
37 Vespi, Ben	5.14	1-1	3	3	0	0/0	0	14.0	15	9	8	7	12	3	1	0	.273	0	0	0	0	1
16 Stagliano, Dom	5.54	0-1	3	3	0	0/0	0	13.0	17	8	8	3	7	5	0	2	.327	0	0	0	1	0

55 Galvan, Alex	0.00	0-0	1	0	0	0/0	0	0.1	0	0	0	0	0	0	0	0	.000	0	0	0	0	0
17 Hartley, Wiley	1.35	1-1	2	1	0	0/0	0	6.2	4	2	1	2	3	0	0	0	.174	0	2	0	0	0
30 Kramer, Kyle	1.50	1-0	5	0	0	0/0	0	6.0	5	2	1	2	1	1	0	0	.263	0	1	0	1	0
34 Sosnowski, Kris	3.38	0-0	4	0	0	0/0	0	5.1	7	3	2	0	5	2	1	0	.318	0	0	0	1	0
23 Bauer, Spencer	4.26	0-0	4	0	0	0/0	0	6.1	6	3	3	4	12	1	0	0	.240	1	1	0	0	1
8 Centala, Chase	7.50	1-0	3	0	0	0/0	1	6.0	9	6	5	6	9	0	0	1	.346	0	0	0	1	0
19 Fernald, Josh	9.00	0-0	3	0	0	0/0	0	4.0	5	8	4	4	5	1	1	1	.294	0	0	0	1	0
14 Nesbitt, Tyler	10.80	0-1	3	1	0	0/0	0	3.1	4	4	4	5	1	1	1	0	.286	1	0	0	0	0
31 Castellano, Dominic	11.12	0-0	3	0	0	0/0	1	5.2	5	7	7	4	5	1	0	1	.238	4	1	0	0	1
21 Victor, Najer	22.50	0-0	2	0	0	0/0	0	2.0	4	5	5	2	3	1	0	2	.444	0	0	1	1	0
4 Boxrucker, Cade	23.14	0-1	2	1	0	0/0	0	2.1	6	6	6	3	3	2	0	1	.500	0	1	0	0	0
10 Crain, Cameron	27.00	0-0	1	0	0	0/0	0	0.1	1	1	1	0	0	1	0	0	.500	0	0	0	0	0
41 Wimpelberg, Joey	54.00	0-0	1	0	0	0/0	0	0.1	1	2	2	0	0	0	0	1	1.000	1	2	0	0	0
Totals	6.54	4-5	9	9	0	0/0	2	75.2	89	66	55	42	66	19	4	9	.298	7	8	1	6	3
Opponents	4.64	5-4	9	9	0	0/0	1	77.2	81	48	40	33	74	9	0	13	.272	7	10	0	5	8

PB - Team (2), Neri, D 1, Sundean, A 1, Opp (1). Pickoffs - Team (0), Opp (1). SBA/ATT - Sundean, A (4-7), Neri, D (6-7), Vespi, B (4-4), Hartley, W (3-3), Centala, C (2-2), Sosnowski, K (1-2), Nesbitt, T (1-1), Stagliano, D (0-1), Boxrucker, C (0-1), Kramer, K (0-1), King, D (1-1).

2024 RESULTS

2024 UCF Baseball Game Results for UCF (as of Mar 24, 2024) (All games)

Date	Opponent	Score	Inns	Overall	Big 12	Pitcher of record	Attend	Time
Feb 16, 2024	BRYANT	w 12-11	9	1-0-0	0-0-0	Galvan, A (W 1-0)	2602	3:04
Feb 21, 2024	at Miami	w 4-3	9	2-0-0	0-0-0	Kramer, K (W 1-0)	2400	3:19
Feb 23, 2024	SAMFORD	w 18-3	7	3-0-0	0-0-0	Vespi, B (W 1-0)	1812	2:25
Feb 24, 2024	SAMFORD	w 9-6	9	4-0-0	0-0-0	Galvan, A (W 2-0)	2487	2:44
Feb 25, 2024	SAMFORD	w 12-2	7	5-0-0	0-0-0	Castellano (W 1-0)	2154	2:10
Feb 27, 2024	at Florida Atlantic	w 11-6	9	6-0-0	0-0-0	Boxrucker, C (W 1-0)	522	2:57
Mar 01, 2024	SOUTH FLORIDA	w 3-2	(10)	7-0-0	0-0-0	Centala, C (W 1-0)	2150	3:10
Mar 02, 2024	SOUTH FLORIDA	L 5-7	9	7-1-0	0-0-0	Victor, N (L 0-1)	2812	3:19
Mar 03, 2024	SOUTH FLORIDA	w 1-0	9	8-1-0	0-0-0	Kramer, K (W 2-0)	1729	2:36
Mar 06, 2024	at #4 Florida	w 9-6	9	9-1-0	0-0-0	Castellano (W 2-0)	5330	2:41
* Mar 09, 2024	at Oklahoma-1	L 3-4	9	9-2-0	0-1-0	Hartley, W (L 0-1)	1569	2:58
* Mar 09, 2024	at Oklahoma-2	L 3-11	9	9-3-0	0-2-0	Nesbitt, T (L 0-1)	1673	3:30
* Mar 10, 2024	at Oklahoma	L 2-14	7	9-4-0	0-3-0	Stagliano, D (L 0-1)	1621	2:57
Mar 13, 2024	STETSON	w 7-1	9	10-4-0	0-3-0	Hartley, W (W 1-1)	2148	2:24
* Mar 15, 2024	OKLAHOMA STATE	w 13-2	9	11-4-0	1-3-0	Vespi, B (W 2-0)	2256	2:36
* Mar 16, 2024	OKLAHOMA STATE	w 4-3	9	12-4-0	2-3-0	Centala, C (W 2-0)	2189	2:50
* Mar 17, 2024	OKLAHOMA STATE	L 10-16	9	12-5-0	2-4-0	Boxrucker, C (L 1-1)	1746	3:48
Mar 19, 2024	FLORIDA ATLANTIC	w 3-2	9	13-5-0	2-4-0	Centala, C (W 3-0)	1811	2:43
* Mar 22, 2024	at Kansas	L 3-13	9	13-6-0	2-5-0	Vespi, B (L 2-1)	654	2:57
* Mar 23, 2024	at Kansas-1	w 6-2	9	14-6-0	3-5-0	Kramer, K (W 3-0)	323	3:08
* Mar 23, 2024	at Kansas-2	w 4-1	9	15-6-0	4-5-0	Hartley, W (W 2-1)	705	2:47

() extra inning game

