



# KNIGHTS

## SOFTBALL



### 2024 SCHEDULE

DATE	OPPONENT	TV	RESULT/TIME
Feb. 8	HOWARD <sup>1</sup>	ESPN+	W, 10-2 (5)
	UCONN <sup>1</sup>	ESPN+	W, 9-1 (5)
Feb. 9	SEATTLE <sup>1</sup>	ESPN+	W, 5-0
Feb. 10	UCONN <sup>1</sup>	ESPN+	L, 3-2
Feb. 11	GEORGIA STATE <sup>1</sup>	ESPN+	W, 7-2
Feb. 14	LIBERTY	ESPN+	W, 7-5
Feb. 16	vs. North Carolina <sup>2</sup>	ESPN+	L, 2-1
	vs. Wisconsin <sup>2</sup>	ESPN+	W, 21-9 (6)
Feb. 17	vs. #14 Kentucky <sup>2</sup>	ESPN+	Canceled/Weather
Feb. 18	vs. #22 Northwestern <sup>2</sup>	ESPN+	Canceled/Weather
	vs. #19 UCLA <sup>2</sup>	ESPN	Canceled/Weather
Feb. 22	vs. #18 Mississippi State <sup>3</sup>	FloSoftball	L, 2-1
	vs. #23 Oregon <sup>3</sup>	FloSoftball	L, 4-3
Feb. 23	vs. #8 Missouri <sup>3</sup>	FloSoftball	L, 5-1
	vs. Oregon State <sup>3</sup>	FloSoftball	W, 7-2
Feb. 24	vs. #5 Tennessee <sup>3</sup>	FloSoftball	L, 3-0
	vs. San Diego <sup>3</sup>	FloSoftball	W, 4-3
Feb. 28	NORTH FLORIDA	ESPN+	Postponed
Mar. 1	PRINCETON <sup>4</sup>	ESPN+	W, 10-2 (5)
	#22 SOUTH CAROLINA <sup>4</sup>	ESPN+	L, 4-2
Mar. 2	PRINCETON <sup>4</sup>	ESPN+	W, 11-3 (5)
Mar. 3	KENNESAW STATE <sup>4</sup>	ESPN+	W, 4-1
Mar. 5	BETHUNE-COOKMAN <sup>4</sup>	ESPN+	Suspended/PPD
Mar. 6	STETSON	ESPN+	W, 4-2
<b>XII</b>			
Mar. 8	KANSAS <sup>*</sup>	ESPN+	W, 7-1
Mar. 9	KANSAS <sup>*</sup>	ESPN+	W, 3-2 (8)
Mar. 10	KANSAS <sup>*</sup>	ESPN+	L, 1-0
Mar. 15	at #4 Oklahoma State <sup>*</sup>	ESPN+	L, 2-0
Mar. 16	at #4 Oklahoma State <sup>*</sup>	ESPN+	L, 10-4
Mar. 17	at #4 Oklahoma State <sup>*</sup>	ESPN+	L, 6-4
Mar. 22	#2 TEXAS <sup>*</sup>	ESPN+	L, 5-0
Mar. 23	#2 TEXAS <sup>*</sup>	ESPN+	L, 4-2
Mar. 24	#2 TEXAS <sup>*</sup>	ESPN+	L, 3-1
Mar. 28	at Texas Tech <sup>*</sup>	ESPN+	W, 8-5
Mar. 29	at Texas Tech <sup>*</sup>	ESPN+	W, 12-9
Mar. 30	at Texas Tech <sup>*</sup>	ESPN+	L, 5-4
Apr. 2	NORTH FLORIDA	ESPN+	W, 11-4
Apr. 2	NORTH FLORIDA	ESPN+	W, 9-0 (5)
Apr. 4	BYU <sup>*</sup>	ESPN+	W, 3-2
Apr. 5	BYU <sup>*</sup>	ESPN+	W, 9-4
Apr. 6	BYU <sup>*</sup>	ESPN+	W, 5-4 (8)
Apr. 10	JACKSONVILLE <sup>5</sup>	ESPN+	W, 9-1 (5)
Apr. 12	at Houston <sup>*</sup>	ESPN+	W, 9-0 (6)
Apr. 13	at Houston <sup>*</sup>	ESPN+	W, 11-0 (5)
Apr. 14	at Houston <sup>*</sup>	ESPN+	W, 7-2
Apr. 17	FLORIDA ATLANTIC	ESPN+	W, 1-0
Apr. 19	at Baylor <sup>*</sup>	ESPN+	L, 2-1
Apr. 21	at Baylor <sup>*</sup> (DH G1)	ESPN+	L, 1-0
Apr. 21	at Baylor <sup>*</sup> (DH G2)	ESPN+	L, 1-0
Apr. 24	BETHUNE-COOKMAN	ESPN+	4:00 p.m.
Apr. 24	BETHUNE-COOKMAN	ESPN+	6:00 p.m.
Apr. 26	#2 OKLAHOMA <sup>*</sup>	ESPN+	6:00 p.m.
Apr. 27	#2 OKLAHOMA <sup>*</sup>	ESPN+	2:00 p.m.
Apr. 28	#2 OKLAHOMA <sup>*</sup>	ESPN+	11:00 a.m.
May 3	at Iowa State <sup>*</sup>	ESPN+	5:00 p.m.
May 4	at Iowa State <sup>*</sup>	ESPN+	2:00 p.m.
May 5	at Iowa State <sup>*</sup>	ESPN+	1:00 p.m.
Phillips 66 Big 12 Softball Championship			
May 8-11	TBD	TBD	TBD

All times ET | All caps & bold indicates home game  
 \* - Big 12 Conference Game  
 1 - The Black & Gold Classic  
 2 - Shriners Children's Clearwater Invitational  
 3 - Mary Nutter Collegiate Classic  
 4 - Knights Classic  
 5 - Autism Awareness & Acceptance Game

Future rankings listed are the highest for each team from the week 11 top 25 polls by USA Today/NFCA Coaches, ESPN/USA Softball, Softball America and DI Softball.com.

### SOCIAL KNIGHTS

- X @UCF\_Softball
- Instagram @UCF.Softball
- Facebook /UCFSoftball
- UCF Athletics (X) @UCFKnights
- Hashtags #ChargeOn, #TeamXXIII
- Website www.ucfknight.com

### UCF, NOT CENTRAL FLORIDA

Please refer to the University of Central Florida as UCF, not Central Florida, on all references. Also, UCF is no longer the "Golden Knights" and instead simply known as the "Knights." No "Lady Knights" either.

### UCF SOFTBALL 2024 GAME NOTES

Games 45-46 | vs. Bethune-Cookman | Orlando, Fla. | UCF Softball Complex

#### UCF KNIGHTS



RECORD: 26-18 (10-11 BIG 12)  
 STREAK: L3  
 LAST 10: 7-3  
 NCAA RPI: 34

#### RANKINGS:

NFCA Coaches: NR  
 USA Softball: NR  
 Softball America: NR  
 DI Softball: NR

Head Coach: Cindy Ball-Malone  
 Record at UCF: 211-98-2 (6th)  
 Career Record: 310-214-2 (10th)

#### TEAM STATS (CONF RANK)

AVG: .309 (6th)  
 OBP: .371 (7th)  
 SLG: .441 (8th)  
 Runs/Game: 5.20 (7th)

ERA: 2.81 (4th)  
 Fielding PCT: .978 (3rd)  
 K:BB Ratio: 1.76 (4th)

#### TEAM LEADERS

AVG: .377, Johneisha Rowe  
 OBP: .426, Johneisha Rowe  
 SLG: .565, Jada Cody

ERA: 2.47, Sarah Willis  
 SO: 87, Sarah Willis  
 OPP AVG: .223, Sarah Willis  
 IP: 99.0, Sarah Willis

#### BETHUNE-COOKMAN WILDCATS



RECORD: 15-26 (13-8 SWAC)  
 STREAK: L2  
 LAST 10: 4-6

#### RANKINGS:

NFCA Coaches: NR  
 USA Softball: NR  
 Softball America: NR  
 DI Softball: NR

Head Coach: Laura Watten  
 Record at BC: 506-466 (18th)  
 Career Record: 794-695 (27th)

#### TEAM STATS (CONF RANK)

AVG: .282 (4th)  
 OBP: .342 (5th)  
 SLG: .342 (7th)  
 Runs/Game: 4.54 (4th)

ERA: 4.34 (8th)  
 Fielding PCT: .946 (7th)  
 K:BB Ratio: 1.35 (5th)

#### TEAM LEADERS

AVG: .330, Briana Velazquez  
 OBP: .386, Thais Uyema  
 SLG: .443, Briana Velazquez

ERA: 2.84, Angelina Badalament  
 SO: 115, Halyne Gonzalez  
 OPP AVG: .265, Halyne Gonzalez  
 IP: 151.2, Halyne Gonzalez

### LEADING OFF - KNIGHT NOTES

#### KAITLYN'S CAREER SEASON

- UCF junior right-hander **Kaitlyn Felton** etched another chapter in her dominant third season donning the Black and Gold over the last week, spinning a seven-inning complete game shutout in the Knights' 1-0 win over the Florida Atlantic Owls Wednesday, April 17.
- In clinching her team's fifth shutout win of the season, Felton brought a no-hitter into the sixth inning and recorded her third effort of the season with at least seven innings pitched, as well as the fifth such start of her two-plus year career.
- Her Wednesday outing also marked the second start of her career with one or fewer hits allowed in at least seven innings of work, joining her dominant 13-strikeout performance against the UMass Minutewomen Feb. 10, 2023, that also saw her go the distance with just one hit allowed.
- Her Wednesday complete game, which also marked the 10th of her collegiate career overall, factored into an overall week that saw the right-hander post a 0.84 ERA (1 ER) in 8.1 innings between her two starts against FAU and at Baylor, yielding just 4 hits and a batting average-against of just .143 while recording five strikeouts.
- Entering play Wednesday, April 24, Felton is just six innings shy of matching her previous season high of 771 she set during the spring 2023 campaign, while her 2.55 ERA and 10 wins both represent career-bests. The junior is also just 22 strikeouts away from matching her previous season high of 73, also set during the 2023 season.

#### STRONG WEEK FOR THE STAFF

- Kaitlyn Felton's** exploits in the circle helped factor into a dominant overall week for the UCF pitching staff, which posted a team 1.12 ERA (4 ER) in 25 innings pitched between its midweek contest against the Owls and its road series at Baylor April 19-21. Felton was joined by **Sarah Willis**, **Katelyn Cochran** and **Angelina DeVoe** in shutting down the Bears in Waco, as the Knights quartet surrendered just four runs in 18 innings pitched, good for a 1.56 ERA, while allowing a .203 batting average-against during the three-game series.
- The pitching staff's showing in Waco represented among the best produced in a three-game Big 12 Conference series thus far for UCF, behind only their strong outings against Kansas March 8-10 and at Houston April 12-14.
- During the Knights' three games against Kansas, DeVoe, Willis, Felton, **Sona Halajian** and **Grace Jewell** combined to post a 1.27 ERA (4 ER) in 22 innings pitched, accompanied by a .208 batting average-against. In Houston, the tandem of Felton, Jewell and Willis posted a sterling 0.78 ERA (2 ER) in 18 innings pitched, while yielding a batting average-against of just .200 in the three-game sweep.

#### JADA EARNS THE DOUBLES CROWN

- Fifth-year senior utility player **Jada Cody** continued her climb up the ranks within UCF softball lore over the last week as well, hitting the 51st double of her career in the first inning against the Florida Atlantic Owls and breaking **Jania Shinhoster's** (2002-05) all-time career doubles record.
- Cody's newest record represents the second she has claimed in the last three seasons, as the utility player also claimed the Knights' all-time single-season RBI record, with 75, in leading UCF to its first Super Regional appearance in program history in 2022. Cody's 75 RBIs in 2022 represented the second-most in the American Athletic Conference, and the fourth-most in the nation, behind Oklahoma's **Tiare Jennings** (87) and **Jocelyn Alo** (85), and Wichita State's **Addison Barnard** (84).

#### KEEP STACKING WINS

- The UCF softball team wrapped up its hottest stretch of the 2024 spring campaign with its Wednesday, April 17 midweek contest against the Florida Atlantic Owls, following its three-game road series sweep of the Houston Cougars April 12-14 and a perfect 4-0 week when including the team's midweek tilt against the visiting Jacksonville Dolphins April 10.
- The team's 10-game win streak in that span, including a six-game Big 12 Conference win streak, represented the Knights' longest such streaks of the season, and both also marked the longest such streaks among all Big 12 Conference programs. UCF's 10-game win streak represented the team's longest overall win streak since the squad won 14 straight games from April 16-May 19, 2023, punctuated by the Knights' 6-1 win over South Carolina in the 2023 NCAA Tallahassee Regional.
- UCF also clinched its second straight Big 12 series sweep in Houston April 12-14, outscoring the Cougars by an aggregate 27-2 runs in the three games while the Knights staff posted a 0.78 ERA (18 IP, 2 ER) with 19 strikeouts, 2 complete games and a .200 batting average-against.
- The Knights' hot stretch vaulted the team back over .500 in Big 12 Conference play (10-8) at the time and into fifth place in the Big 12 standings behind only Oklahoma, Texas, Oklahoma State and Kansas. Now 26-18 overall and 10-11 in the Big 12, the Knights enter Wednesday's midweek action still just one game behind Kansas (11-10) in Big 12 play, with the benefit of a series victory in the teams' regular-season meeting in the first weekend of conference play March 8-10.

#### SWEEPING SERIES AND BIG 12 CONFERENCE WEEKLY HONORS

- The efforts of catcher **Ashleigh Griffin** and senior right-handed pitcher **Sarah Willis** paced the team on both sides of the ball throughout the squad's perfect 4-0 showing April 8-14, with the duo becoming the first two Knights in program history to earn the Big 12 Conference's weekly



## QUICK FACTS

### UNIVERSITY INFORMATION

Name	University of Central Florida
Location	Orlando, Fla.
Founded	1963
Enrollment	68,442
Nickname	Knights
Colors	Black and Gold
Ballpark (Capacity)	UCF Softball Complex (600)
Dimensions	200/220/200
Surface	Natural Grass
Affiliation	NCAA Division I
Conference	Big 12 Conference
President	Dr. Alexander Cartwright
Athletics Director	Terry Mohajir
Softball Administrator	Dr. Abby Wilson
Athletics Department Phone	407-823-4114
Ticket Office Phone	407-823-1000
Website	ucfknight.com
Television/Streaming	Big 12 Now on ESPN+

### UCF SOFTBALL HISTORY

First Season of Competition	2002 (23rd Season)
All-Time Record	836-501-3 (.625)
AAC Tournament Championships	2015, 2022, 2023
AAC Regular Season Championships	2014, 2015, 2022
Total Conference Championships	8
Postseason Trips	10
	2005, 2008, 2010, 2012, 2014, 2015, 2016, 2021, 2022, 2023
Times in NCAA Super Regionals	1 (2022)
WCWS Appearances	0
Highest NFCA Ranking	13 (2015)
All-American Selections	1

### 2023 RECAP

Overall Record	40-21
Final Ranking	NR
Conference Record/Finish	15-3/2nd

### 2024 TEAM INFORMATION

Players Returning/Lost	17/8
Position Players Returning/Lost	12/7
Pitchers Returning/Lost	5/1
Newcomers	10
Preseason Conference Pick	5th (48 pts.)

### COACHING STAFF

Head Coach	Cindy "Bear" Ball-Malone
Alma Mater, Year	Pacific, '02, '06
Record at UCF	211-98-2 (6th Year)
Career Record (Years)	310-214-2 (10th Year)
Assistant Coach	Becca Mueller (1st Year at UCF)
Assistant Coach	Jenn Salling (2nd Year at UCF)
Assistant Coach	Cassady Brewer (1st Year at UCF)
Graduate Assistant	Shannon Saile (2nd Year at UCF)

### STRATEGIC COMMUNICATIONS

Softball Contact	Ryan Ladika
Email	rljadika@athletics.ucf.edu
Cell Phone	720-355-1580

## KNIGHTS TO THE BIG 12

UCF this season embarks on its inaugural season as a member of the Big 12 Conference after accepting an invitation to join the conference, as announced by Big 12 commissioner, Bob Bowlsby, UCF director of athletics Terry Mohajir, and UCF President Alex Cartwright on Sept. 10, 2022.

The Knights athletics program has now moved from Division III, Division II, the FCS level, the FBS level that included time in the MAC, Conference USA, the AAC, and now to the Big 12 Conference.

*"This is a landmark day for anyone ever associated with UCF or UCF Athletics. As we anticipate a future move to the Big 12 Conference, we first owe a vote of thanks to all those at UCF who have gone before us. There's a long list of student-athletes, coaches, athletics directors, university presidents and support staff, fans and donors and, of course, our student body, plus so many others whose hard work and successes have helped pave the way for today's announcement. The bases were already loaded, and I feel very blessed and honored to get to step up to the plate on behalf of UCF." - Terry Mohajir*

Player and Pitcher of the Week awards. UCF also joins Oklahoma and Texas as the third school to earn both the Big 12's weekly Player and Pitcher of the Week awards in the same week this season.

- Willis' Big 12 Pitcher of the Week award represents the third weekly honor of her collegiate career, after she was twice named American Athletic Conference Pitcher of the Week last season. This week's recognition also represents the second time in as many series that Willis has been honored with a conference pitcher of the week award after facing the Houston Cougars.
- Griffin earned the first conference Player of the Week award of her career, after being named to The American Athletic Conference's weekly Honor Roll twice during her freshman 2022 season.
- Griffin paced UCF's offense throughout her team's four games, hitting .600/.714/1.500 (6-for-10) with 3 HR, 7 RBI and 15 TB, leading the team in each category while also scoring 6 runs and drawing 4 BB against just 1 SO in 4 starts. Her 15 TB and 1.500 SLG led all Big 12 players during the week. She also homered in each of UCF's 3 games in Houston, and with her third long ball matched her single-season career high of four she set during her freshman 2022 campaign. The series also marked the first time the redshirt-sophomore had homered in consecutive games in her young career, and she also notched her second 3-hit game of the season and the third of her career in game two against Houston April 13.
- Willis threw a team-leading 11 innings over the course of the Knights' four games, highlighted by her six-inning, one-hit complete game shutout in the Knights' series-opener at Houston April 12. She posted a 1.27 ERA (2 ER) with 10 strikeouts and limited her opposition to a .171 batting average-against (6-for-35) in her two appearances, and her two wins during the week tied for the most of any league pitcher. Willis' 1.27 ERA represented the lowest of any Big 12 pitcher to throw six or more innings in Week 10 as well.

### DOUBLE THE DOUBLE-CENTURY MARK

- The Knights' series finale in Houston April 14 saw a pair of Knights reach significant career milestones and continue climbing the program's all-time record lists. First baseman **Shannon Doherty** recorded the 200th hit of her Knights career with her first-inning single, becoming the 12th player in program history to eclipse the 200-hit milestone. Doherty enters UCF's Wednesday midweek contest against FAU tied with **Amber Lamb** (2004-07) for 11th on the program's all-time hits list (200).
- Right-handed pitcher **Sarah Willis** reached her own milestone in the bottom of the first inning, notching the 200th strikeout of her Knights career. With the punchout, the senior became the ninth pitcher in program history to reach 200 strikeouts at UCF.

### NENE'S SPARK IN THE LEADOFF SPOT

- Center fielder **Johnaisha Rowe** is enjoying a career season throughout her first 44 games this spring, as she brings a .377 average (40-for-106) into Wednesday's contests against Bethune-Cookman, good for the highest mark on the team (min. 50 AB). Her .377 mark would represent her highest season batting average since the .481 average she posted during her freshman debut season at FGCU in 2020, and she has excelled in her most recent role as the Knights' leadoff hitter.
- Since she was appointed UCF's regular atop the lineup in UCF's nightcap against North Florida April 2, Rowe is hitting .387/.441/.387 (12-for-31) with 10 runs scored, 3 walks and 7 stolen bases in 7 tries in her 12 games. Her .387 average in that span leads the squad among players with at least 30 at-bats in that span.

### KENNEDY SEARCY, PINCH HIT EXTRAORDINAIRE

- As she works her way back from an injury she sustained during the 2024 Knights Classic Tournament March 1 against Princeton, senior utility player **Kennedy Searcy** has quickly become one of the Knights' most reliable bats off the bench.
- Searcy most recently came through for her team in UCF's series-opener in Houston April 12, clinching the Knights' run-rule victory with a two-run single in the top of the sixth inning that gave the Black and Gold a 9-0 advantage.
- The hit off the bench came in Searcy's seventh pinch-hit plate appearance since UCF's series-opener against then-No. 2 Texas March 22, a span in which the senior has made just one out. Since becoming available as a pinch-hit option, Searcy has gone 3-for-4 (.750) with 4 RBI and 3 walks, including Friday's 2-run single and a go-ahead 2-run single that proved instrumental in the Knights' 8-5 comeback win at Texas Tech March 28.

### COMING THROUGH IN A PINCH

- UCF recorded two hits in pinch-hit at-bats during its series against Houston April 12-14, a single by **Kennedy Searcy** in the sixth inning April 12 and a home run off the bench by **Sona Halajian** in the fourth inning April 13. The two pinch hits added to the Knights' total of 10 in conference play, which led all Big 12 squads entering play April 17. Texas and Houston both owned six hits off the bench in conference play, while Oklahoma came in fourth in that span with five pinch hits.
- The Knights' 15 pinch hits overall this season were good for third-most in the Big 12 in that span, trailing only Texas (18) and Oklahoma State (16), entering play Wednesday, April 17. Junior **Savannah Adams** led the Knights with five pinch hits on the season, a mark that ranked

second-most in the Big 12 only to Texas' **Victoria Hunter** (7). Halajian's four pinch hits ranked second on the team, and are were for a share of third-most in the Big 12.

### JADA JOINS THE ORDER

- In seeing its players receive the most prestigious honor that can be bestowed upon a student at UCF, the UCF softball team has now gone back-to-back. As announced by the university April 2, fifth-year utility player **Jada Cody** has become the third player in program history, and the second in as many years, to be honored with the Order of Pegasus award, as well as the lone student-athlete to be selected in 2024.
- The Order of Pegasus award is given annually to those who display incredible academic achievement, university involvement, leadership and community service, and Cody joins **Shannon Doherty** (2023) and **Shelly Frick** (2010) as the third Knights softball player to receive the honor.

### AMONG THE FINEST IN THE FIELD

- On the heels of the Knights' series sweep against Houston, UCF's .980 fielding percentage ranked third in the Big 12 Conference and sixth in the nation, trailing Oklahoma (.985), Omaha (.981), Arizona (.981), Oklahoma State (.981) and Seton Hall (.981).
- Entering play against FAU April 17, the team's 11 total double plays turned in conference play led all Big 12 programs. In conference play, the Knights' 362 putouts ranked second in the Big 12, and their 163 assists also ranked second in the conference behind Oklahoma's 167.

### MUST BE IN THE NAME

- Knights middle infielder **Aubrey Evans** earned the first walk-off hit, and the second game-ending hit, of her young collegiate career during UCF's series against BYU April 4-6, plating teammate **Stormy Kotzelnick** with a double in the bottom of the eighth inning Saturday that clinched UCF's first Big 12 Conference series sweep. Aubrey also delivered UCF's run-rule clinching single in the '23 AAC Tournament Title game May 13.
- The win marked UCF's second by way of the walk-off this season, after **Chloe Evans** delivered a walk-off double in the eighth inning to lift the Knights to a 3-2 win over Kansas March 9. Since the beginning of last season, Chloe and Aubrey have combined to record each of UCF's four walk-off hits, after Chloe came through with a walk-off single against South Florida April 21 and a walk-off two-run homer against Boise State Feb. 10.

### COACH BEAR CLINCHES 200, THEN 300

- Head coach **Cindy Ball-Malone** reached a pair of significant career milestones in the Knights' series win over the Texas Tech Red Raiders March 28-30, notching the 200th win of her UCF head coaching career in the Black and Gold's series-opening 8-5 win Thursday night, before earning her overall 300th head coaching victory with the Knights' 12-9 win in game two Friday evening. Entering UCF's Wednesday contest against FAU, Coach Bear owns a career 210-95-2 (.687) record in five-plus seasons with UCF, and a career 309-211-2 (.594) head coaching record in nine-plus seasons.
- Ball-Malone beat her predecessor, **Renee Gillispie**, to the 200 UCF wins mark, needing just 296 games to reach the milestone against the 344 Gillispie needed to reach 200 wins in her sixth season at the helm of the Knights in 2007.

### SONA SLAM

- **Sona Halajian's** grand slam, which ended game two of the Knights' twin-bill against North Florida April 2 in the bottom of the fifth inning with a 9-0 final score, represented UCF's first grand slam since **Kennedy Searcy's** go-ahead slam in the top of the eighth inning on the road against the Houston Cougars April 22, 2022, which lifted the Black and Gold to their 4-1 victory.
- Her home run marked the Knights' first run-rule-ending grand slam since former UCF catcher and current assistant coach **Cassady Brewer's** grand slam in the bottom of the sixth inning against the UConn Huskies April 30, 2017, also concluding the game with a 9-0 final score.
- Halajian's slam also marked the first run-rule-clinching long ball for the Knights since **Jada Cody's** three-run home run in the bottom of the fifth inning of UCF's 11-2 win over FGCU March 5, 2022, and it represented the first grand slam to prove the decider in a run-rule contest since UCF right-hander **Grace Jewell's** pinch-hit grand slam in the top of the fifth inning at FIU Feb. 23, 2022, which at the time gave the Knights an 8-0 advantage in the team's eventual 11-0 victory in five innings.

### HOME RUN HISTORY

- First baseman **Shannon Doherty** and utility player **Jada Cody** both hit historic home runs in the Knights' 21-9 rout of Wisconsin Feb. 16, with the former becoming the fourth Knight in program history to hit 30 home runs donning the Black and Gold. Cody's solo shot to lead off the game in the top of the first inning marked the 34th of her career, giving the Murrieta, California, native sole possession of second place on the UCF all-time career home run list, trailing only UCF Hall-of-Famer **Stephanie Best's** career total of 71 from 2002-05. Cody enters the Knights' Wednesday tilt against FAU the owner of 37 home runs in her four-plus-year career.



**MEDIA INFORMATION**

**INTERVIEW REQUESTS**

Coach Ball-Malone, staff and players are available for interviews, roughly every weekday afternoon during the season and following practices. All player and coach interview requests must go through Ryan Ladika. Please give at least 48 hours advance notice for all interview requests.

Please DO NOT attempt to contact players, coaches or other team personnel directly by any means of communications, including personal phone numbers, email addresses and social media accounts.

**GAME CREDENTIALS**

All requests for media and/or photography credentials must be made by emailing Ryan Ladika, preferably at least 48 hours prior to gametime. Credentials can be picked up prior to the game at the will call window at the UCF Softball Complex.

**POSTGAME PRESS CONFERENCE**

All postgame press conferences will take place on the field following every home game near the third base line just beyond the infield of the UCF Softball Complex. Postgame press conferences will only be held following home games.

**GAMEDAY LIVESTATS**

Live in-game statistics will be provided for the media at ucf.statbroadcast.com.

**UCFKNIGHTS.COM**

For updated game notes, statistics, player bios and all the latest information regarding UCF Softball, visit UCFKnights.com.

**THE LAST TIME**

<b>UCF</b>	
Scored 10+ runs in a game.....	4/13/24, at Houston, W, 11-0 (5)
Scored 15+ runs in a game.....	2/16/24, vs. Wisconsin, W, 21-9 (6)
Scored 20+ runs in a game.....	2/16/24, vs. Wisconsin, W, 21-9 (6)
Allowed 10+ runs in a game.....	3/16/24, at No. 4 Oklahoma State, L, 10-4
Allowed 15+ runs in a game.....	2/26/23, vs. RV Louisville, 15-5, L (5)
Allowed 20+ runs in a game.....	Never
Recorded 15+ hits in a game.....	4/14/24, at Houston, W, 7-2
Recorded 20+ hits in a game.....	2/16/24, vs. Wisconsin, W, 21-9 (6)
Allowed 15+ hits in a game.....	3/29/24, at Texas Tech, W, 12-9
Allowed 20+ hits in a game.....	5/20/05, vs. South Florida, L, 14-3
Hit 4 home runs in a game.....	4, 2/16/24, vs. Wisconsin, W, 21-9 (6)
Hit 5+ home runs in a game.....	5, 2/15/23, vs. No. 23 Missouri, L, 11-8
Drew 6+ walks in a game.....	6, 4/13/24, at Houston, W, 11-0 (5)
Defeated a top-five ranked team.....	4/4/22, vs. No. 5 Virginia Tech, W, 5-4 (11)
Defeated a ranked opponent at home.....	3/24/23, vs. No. 22 Wichita State, W, 3-1
Defeated a ranked opponent on the road.....	4/14/21, at No. 5 Florida, W, 7-0
Defeated a ranked opponent at a neutral site.....	2/17/23, vs. No. 25 Michigan, W, 8-2
Won a run-rule game.....	4/13/24, at Houston, W, 11-0 (5)
Lost a run-rule game.....	2/26/23, vs. Louisville, L, 15-5 (5)
Won an extra-inning game.....	4/6/24, vs. BYU, W, 5-4 (8)
Lost an extra-inning game.....	2/18/23, vs. No. 12 Alabama, L, 6-5 (8)
Turned a triple play.....	4/9/17, at Memphis, W, 10-6
Was no-hit.....	2/21/23, vs. RV Louisiana, L, 8-0 (5)
Stole 4+ bases.....	5, 4/14/24, at Houston, W, 7-2

**A Knight**

Recorded 4+ hits in a game.....	4, Jada Cody, Shannon Doherty, Johneisha Rowe, vs. Wisconsin, 2/16/24
Recorded 3+ extra-base hits in a game.....	3, Ashleigh Griffin, at Texas Tech, 3/29/24
Recorded 2+ triples in a game.....	2, Chloe Evans, vs. FIU, 4/11/23
Scored 4+ runs in a game.....	4, Samantha Rey, Johneisha Rowe, vs. Wisconsin, 2/16/24
Drove in 4 runs in a game.....	4, Sona Halajian, vs. North Florida, 4/2/24
Drove in 5 runs in a game.....	5, Sona Halajian, at Houston, 4/13/24
Drove in 6+ runs in a game.....	6, Shannon Doherty, at Tulsa, 4/16/23
Hit 2 home runs in a game.....	2, Shannon Doherty, at Tulsa, 4/16/23
Hit 3+ home runs in a game.....	Never
Hit a grand slam.....	Sona Halajian, vs. North Florida, 4/2/24
Hit back-to-back home runs.....	Ashleigh Griffin & Chloe Evans, at Houston, 4/14/24
Hit back-to-back-to-back home runs.....	Never
Drew 4+ walks in a game.....	4, Shannon Doherty, vs. St. Johns, 2/9/20
Stole 3+ bases in a game.....	3, Micaela Macario, vs. No. 11 Texas, 2/19/22
Hit a walk-off home run.....	Chloe Evans, vs. Boise State, 2/10/23
Hit an inside-the-park home run.....	Research not complete

Pitched a seven-inning complete-game shutout.....	Kaitlyn Felton, vs. Florida Atlantic, 4/17/24
Pitched an extra-inning complete-game shutout.....	8.0 IP, Gianna Mancha, at Houston, 4/22/22
Pitched an extra-inning complete-game.....	8.0 IP, Kaitlyn Felton, vs. Kansas, 3/9/24
Pitched a perfect game.....	7.0 IP, Sarah Willis, vs. Houston, 4/28/23
Pitched a solo no-hitter.....	7.0 IP, Sarah Willis, vs. Houston, 4/28/23
Pitched a combined no-hitter.....	Sona Halajian & Ava Justman, vs. Jacksonville, 4/10/24
Recorded 12+ strikeouts in a game.....	13, Kaitlyn Felton, vs. UMass, 2/19/23
Pitched 10+ innings in a game.....	11.0 IP, Kama Woodall, vs. No. 24 Michigan, 5/21/22

**UCF SOFTBALL COMPLEX**

**Record Attendance: 1,236**  
April 4, 2018, vs. Florida



**Top Attended Games in Ball-Malone Era**

Matchup	Attn.
2. May 22, 2022, vs. Michigan	1,227
3. March 3, 2019, vs. Florida State	1,161
4. February 27, 2022, vs. Florida	1,152
5. <b>February 9, 2023, vs. Georgia</b>	<b>1,118</b>
6. February 10, 2022, vs. Georgia	1,093
7. <b>February 11, 2023, vs. Ohio State</b>	<b>1,091</b>
8. <b>March 25, 2023, vs. Wichita State</b>	<b>1,082</b>
9. April 3, 2022, DH vs. Virginia Tech	953
10. February 25, 2022, vs. Ole Miss	931
11. May 21, 2022, vs. Michigan	912
12. May 20, 2022, vs. Villanova	890
13. February 26, 2022, DH vs. JMU, DePaul	889



**AWARDS AND HONORS**

**PRESEASON HONORS**

*Preseason All-Big 12 Conference Team*  
RHP/OF Sarah Willis

*USA Softball Collegiate Player of the Year Top 50 Watchlist*  
UTL Jada Cody

*DSoftball.com Preseason D100 Player Rankings*  
RHP/OF Sarah Willis - #70  
UTL Jada Cody - #90

*Softball America Preseason Top 100 Player Rankings*  
RHP/OF Sarah Willis - #38, #19 among pitchers  
UTL Jada Cody - #89, #8 among third basemen

**REGULAR SEASON HONORS**

*Big 12 Player of the Week*

**C Ashleigh Griffin** - For the period of April 8-14 (Week 10)  
4 GP (4 GS), .600/.714/1.500 (6-for-10), 2.214 OPS, 3 HR, 6 R, 7 RBI, 15 TB, 4 BB, 1 SB

*Big 12 Pitcher of the Week*

**RHP Sarah Willis** - For the period of April 8-14 (Week 10)  
2 APPS (2 GS), 2-0, 1 CG, 1 SHO, 1.27 ERA (11 IP, 2 ER), 6 HA, 2 RA, 6 BB, 10 SO, .171 BAA; also recorded 200th strikeout with UCF 4/14 at Houston

**BY THE NUMBERS**

**200** **DOHERTY HITS:** First baseman Shannon Doherty notched the 200th hit of her collegiate career in the first inning of the series finale at Houston April 14.

**200** **WILLIS STRIKEOUTS:** Right-hander Sarah Willis recorded the 200th strikeout of her UCF career in the first inning of the series finale at Houston April 14.

**11** **SENIORS IN 2024:** The Knights bring a wealth of experience into the 2024 season with 11 seniors, including 4 with at least 4 years of playing experience.

**21** **OPPONENTS WITH A WINNING RECORD:** UCF will face 21 foes that boasted a winning 2023 record, including 13 that made postseason play.

**6** **INTERNATIONAL PARTICIPANTS:** Six Knights participated with international teams this offseason: Ball-Malone, Salling, Delhoyo, Cody, Justman and Burge.

**7** **SB vs. HOWARD:** The Knights stole seven bases in their season-opener against Howard, their highest single-game total since 3/16/2019 at Stetson.

**21** **RUNS vs. WISCONSIN:** The Knights scored 21 runs in their Feb. 16 rout of Wisconsin, the third time the team has scored 20+ in a game in program history.

**10** **FELTON WINS:** RHP Kaitlyn Felton has recorded a team-leading 10 wins through her first 17 apps, setting a new single-season career high.

**9** **PERFECT DeVOE IP:** LHP Angelina DeVoe began her season with 9 perfect IP, and she was one of 38 P in the nation with a 0.00 ERA and 8 IP through 2 apps.

**10** **NCAA TOURNAMENT APPS:** The Knights punched their ticket to their 10th NCAA Tournament last season as the AAC Tournament champions.

**2** **HALAJIAN PH HR:** Sona Halajian has excelled coming off the bench thus far, and in Houston she clubbed her second pinch-hit home run of the season.

**51** **CODY 2Bs:** UTL Jada Cody hit her 51st career double against FAU 4/17, breaking Jania Shinhoster's UCF softball all-time career doubles record of 50.

**11** **CODY 3Bs:** UTL Jada Cody hit her 11th career 3B at #4 Oklahoma State March 17, claiming sole possession of fourth-most in program history.

**2024 ROSTER**

#	Player	Pos	Ht.	B/T	Cl.	Hometown/High School or Prev. School
1	Jasmine Williams	SS	5'6"	R/R	5th	Mission Viejo, Calif./Oregon
2	Samantha Rey	INF	5'2"	L/R	Fr.	Salinas, Calif./Notre Dame HS Salinas
3	Aubrey Evans	INF	5'5"	R/R	So.	Apopka, Fla./Apopka HS
4	Katelyn Cochran	RHP	5'8"	R/R	So.	North Augusta, S.C./North Augusta HS
6	Angelina DeVoe	LHP	5'0"	L/L	Sr.	Carson, Calif./Phineas Banning HS
7	Johneisha Rowe	OF	5'5"	L/R	5th	Avon Park, Fla./FGCU
8	Sierra Humphreys	INF	5'5"	R/R	Fr.	Corona, Calif./Centennial HS
10	Taylor Kittleman	INF	5'10"	L/R	Fr.	Lancaster, Penn./Manheim Township HS
11	Macy Miles	UTL	5'7"	R/R	So.	Naples, Fla./Naples HS
12	Chloe Evans	OF	5'9"	L/R	Sr.	Seymour, Wis./Minnesota
16	Kiley Strott	C	5'8"	R/R	Fr.	Longwood, Fla./Lake Brantley HS
17	Jada Cody	UTL	5'9"	R/R	5th	Murrieta, Calif./Murrieta Mesa HS
18	Kaitlyn Felton	RHP	5'8"	R/R	Jr.	Valrico, Fla./Newsome HS
20	Katie Burge	UTL	5'4"	L/R	Sr.	Miami, Fla./Miami Palmetto Senior HS
21	Isabella Vega	RHP	5'5"	R/R	Fr.	Bradenton, Fla./Parrish Community HS
22	Kennedy Searcy	UTL	5'7"	L/R	Sr.	Jacksonville, Fla./Atlantic Coast HS
24	Savannah Adams	UTL/DP	5'8"	R/R	Jr.	La Mirada, Calif./La Mirada HS
25	Ava Justman	LHP	5'8"	L/L	Jr.	Northridge, Calif./Wisconsin
26	Samantha Delhoyo	UTL	5'10"	L/R	Fr.	Flemington, N.J./Hunterdon Central Regional HS
27	Ashleigh Griffin	C	5'7"	R/R	R-So.	Newnan, Ga./East Coweta HS
35	Carson Frier	C	5'5"	R/R	Jr.	Live Oak, Fla./Suwanee HS
42	Alexis Morgan	OF	5'4"	L/R	Fr.	Centreville, Va./Westfield HS
44	Stormy Kotzelnick	UTL	5'4"	L/R	R-Jr.	Carmel, Ind./Louisiana
46	Shannon Doherty	1B	5'8"	R/R	5th	Coral Springs, Fla./Coral Springs Charter HS
55	Grace Jewell	RHP	6'1"	R/R	Sr.	Chesapeake, Va./Grassfield HS
66	Sarah Willis	RHP/OF	5'7"	R/R	Sr.	Ontario, Calif./Washington
98	Sona Halajian	RHP/DP	5'9"	R/R	R-Sr.	San Anselmo, Calif./California

**COACHING AND SUPPORT STAFF**
**Head Coach:** Cindy Ball-Malone - 6th Season (University of the Pacific '02, '06)

**Assistant Coach:** Becca Mueller - 1st Season (College of Charleston '16)

**Assistant Coach:** Jenn Salling - 2nd Season (Washington '11, '17)

**Assistant Coach:** Cassady Brewer - 1st Season (UCF '19, Florida '22)

**Director of Operations:** Adam DeRusha - 3rd Season (Florida '15, LSU '17)

**Athletic Trainer:** Aleaha Evans - 5th season (UCF '17, Texas State '19)

**Graduate Assistant:** Shannon Saile - 2nd Season (Oklahoma '21)

**Graduate Assistant:** Kelsi Jeffries - 1st Season (UCF '23)

*By Eligibility*
**Seniors (11)**

Katie Burge  
Jada Cody  
Angelina DeVoe  
Shannon Doherty  
Chloe Evans  
Grace Jewell  
Johneisha Rowe  
Kennedy Searcy

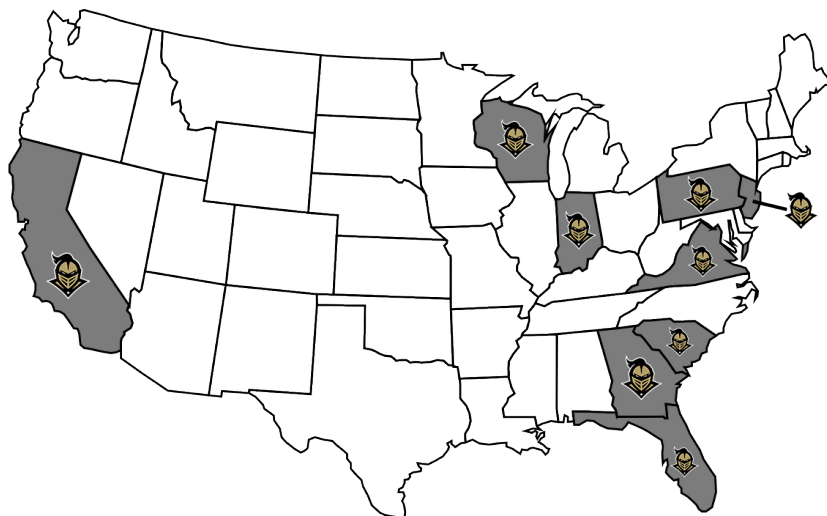
Jasmine Williams  
Sarah Willis  
Sona Halajian\*

Savannah Adams  
Kaitlyn Felton  
Carson Frier  
Ava Justman\*  
Stormy Kotzelnick\*

Katelyn Cochran  
Aubrey Evans  
Macy Miles  
Ashleigh Griffin (Redshirt)

Samantha Delhoyo\*  
Sierra Humphreys\*  
Taylor Kittleman\*  
Alexis Morgan\*  
Samantha Rey\*  
Kiley Strott\*  
Isabella Vega\*

\* - indicates first season at UCF


*Pronunciation Guide*

- #2 Samantha **RAY**
- #4 Katelyn **Cock-ran**
- #6 Angelina **De-VOH**
- #7 **John-EE-sha ROW**
- #20 Katie **Burj** (with a 'J' sound, no E)
- #22 Kennedy **Ser-see**
- #35 Carson **FRY-er**
- #44 Stormy **COT-zel-nick**
- #98 **SOH-na ha-LAH-zhun**

Coach Jenn **SAL-ing** (with 'a' sound as in 'apple')

Coach Becca **MULE-er**

Dir. Ops Adam **De-ROO-shuh**

*By State*
**Florida (10)**

Katie Burge - Miami  
Shannon Doherty - Coral Springs  
Aubrey Evans - Apopka  
Kaitlyn Felton - Valrico  
Carson Frier - Live Oak  
Macy Miles - Naples  
Johneisha Rowe - Avon Park  
Kennedy Searcy - Jacksonville  
Kiley Strott - Longwood  
Isabella Vega - Bradenton

**South Carolina (1)**

Katelyn Cochran - North Augusta

**Wisconsin (1)**

Chloe Evans - Seymour

**New Jersey (1)**

Samantha Delhoyo - Flemington

**California (9)**

Savannah Adams - La Mirada  
Jada Cody - Murrieta  
Angelina DeVoe - Carson  
Sona Halajian - San Anselmo  
Sierra Humphreys - Corona  
Ava Justman - Northridge  
Samantha Rey - Salinas  
Jasmine Williams - Mission Viejo  
Sarah Willis - Ontario

**Georgia (1)**

Ashleigh Griffin - Newnan

**Virginia (2)**

Grace Jewell - Chesapeake  
Alexis Morgan - Centreville

**Pennsylvania (1)**

Taylor Kittleman - Lancaster

**Indiana (1)**

Stormy Kotzelnick - Carmel

UCF RECORD WHEN						
	OVERALL	BIG 12				
<b>BY GAME</b>						
Home	18-6	5-4				
Away	5-7	5-7				
Neutral	3-5	0-0				
Day games (before 6 p.m. local time)	11-14	4-8				
Night Games (6 p.m. or later local time)	15-4	6-3				
vs. Ranked Opponents	0-11	0-6				
vs. Top 10 Opponents	0-8	0-6				
<b>BY OPPOSING STARTER</b>						
vs. Right-handed starter	18-16	5-10				
vs. Left-handed starter	8-2	5-1				
<b>BY UCF STARTER</b>						
Starter goes 5+ innings	12-6	6-3				
Starter goes less than 5 innings	14-12	4-8				
<b>BY SCORING/MARGIN</b>						
Scoring first	17-2	5-0				
Opponent scores first	9-16	5-11				
In one-run games	5-9	3-5				
In two-run games	2-5	0-4				
In five or more run games	17-2	6-2				
Shutouts	5-6	2-5				
In Extra Innings	2-0	2-0				
Scoring 0-2 runs	1-14	0-8				
Scoring 3-5 runs	7-4	3-3				
Scoring 6-9 runs	11-0	5-0				
Scoring 10+ runs	7-0	2-0				
Allowing 0-2 runs	17-7	6-5				
Allowing 3-5 runs	7-9	3-4				
Allowing 6-9 runs	2-1	1-1				
Allowing 10+ runs	0-1	0-1				
<b>BY STATS</b>						
Earning 0-3 hits	0-2	0-2				
Earning 4-6 hits	1-3	0-7				
Earning 7-9 hits	1-1	3-1				
Earning 10+ hits	14-2	7-1				
Out-hit opponent	22-6	7-5				
Out-hit by opponent	3-11	2-6				
Hits are equal	1-1	1-0				
Hitting a home run	14-5	6-3				
Going homer-less	12-13	4-8				
Opponent hits a home run	6-7	3-6				
Opponent goes homer-less	20-11	7-5				
Errorless	14-8	2-5				
Committing one error	10-8	6-5				
Committing two or more errors	2-2	2-1				
Opponent goes errorless	9-7	2-4				
Opponent commits at least one error	17-11	8-7				
<b>BY SCHEDULE</b>						
February	8-6	0-0				
March	8-9	4-8				
April	10-3	6-3				
May	0-0	0-0				
Sunday	3-5	1-5				
Monday	0-0	0-0				
Tuesday	2-0	0-0				
Wednesday	4-0	0-0				
Thursday	4-2	2-0				
Friday	8-6	4-3				
Saturday	5-5	3-3				
Game 1 of series	4-3	4-3				
Game 2 of series	4-3	4-3				
Game 3 of series	2-5	2-5				
<b>BY JERSEY</b>						
White Knights Script	9-4	3-2				
Black Knights Script	1-6	1-4				
Black Pinstripes	6-2	2-2				
Black SpaceU	3-2	2-1				
White Pullover Stacked Logo	2-0	0-0				
Anthracite Stacked Logo	5-4	2-2				
<b>LEADING AFTER</b>						
Inn.	1	2	3	4	5	6
W-L	11-0	17-0	19-0	22-0	16-0	14-0
<b>TRAILING AFTER</b>						
Inn.	1	2	3	4	5	6
W-L	7-8	5-12	6-14	1-13	2-14	2-18
<b>TIED AFTER</b>						
Inn.	1	2	3	4	5	6
W-L	8-10	4-6	1-4	3-5	1-4	1-0

2024 MULTI-HIT GAMES						
PLAYER	2	3	4	5+	TOTAL	
Jada Cody	10	4	1	-	15	
Chloe Evans	7	6	-	-	13	
Johneisha Rowe	7	2	1	-	10	
Ashleigh Griffin	6	2	-	-	8	
Sierra Humphreys	7	1	-	-	8	
Shannon Doherty	6	-	1	-	7	
Stormy Kotzelnick	5	1	-	-	6	
Aubrey Evans	5	-	-	-	5	
Sona Halajian	4	-	-	-	4	
Samantha Rev	3	1	-	-	4	
Jasmine Williams	2	1	-	-	3	
Savannah Adams	2	-	-	-	2	
Kennedy Searcy	1	-	-	-	1	
Sarah Willis	1	-	-	-	1	
Katie Burge	1	-	-	-	1	
TEAM	67	18	3	-	88	
2024 MULTI-RBI GAMES						
PLAYER	2	3	4	5+	TOTAL	
Sierra Humphreys	3	3	-	1	7	
Ashleigh Griffin	2	3	1	-	6	
Jada Cody	4	1	1	-	6	
Shannon Doherty	4	1	-	1	6	
Chloe Evans	2	1	3	-	6	
Kennedy Searcy	4	-	1	-	5	
Stormy Kotzelnick	4	-	-	-	4	
Sona Halajian	1	1	1	1	4	
Aubrey Evans	2	-	-	-	2	
Johneisha Rowe	-	1	-	-	1	
Savannah Adams	1	-	-	-	1	
Jasmine Williams	1	-	-	-	1	
Samantha Rev	1	-	-	-	1	
Sarah Willis	1	-	-	-	1	
TEAM	30	11	7	3	51	
HITTING STREAKS				CURRENT	2024	CAREER
Johnisha Rowe	-	-	-	8	17	
Chloe Evans	-	-	-	5	17	
Jada Cody	-	-	-	5	14	
Kennedy Searcy	1	3	12	3	12	
Sona Halajian	-	-	-	3	11	
Stormy Kotzelnick	1	4	11	3	11	
Aubrey Evans	-	-	-	11	11	
Shannon Doherty	-	-	-	5	10	
Ashleigh Griffin	-	-	-	4	7	
Jasmine Williams	-	-	-	2	7	
Katie Burge	2	2	6	2	6	
Sarah Willis	1	3	5	1	5	
Savannah Adams	-	-	-	3	5	
Sierra Humphreys	2	5	5	2	5	
Carson Frier	1	1	3	1	3	
Samantha Rev	2	2	2	2	2	
Grace Jewell	-	-	-	-	1	
ON-BASE STREAKS				CURRENT	2024	CAREER
Johnisha Rowe	-	-	-	12	23	
Stormy Kotzelnick	1	7	22	1	22	
Aubrey Evans	-	-	-	11	22	
Shannon Doherty	-	-	-	10	20	
Kennedy Searcy	1	4	20	1	20	
Jada Cody	1	13	19	1	19	
Chloe Evans	-	-	-	7	17	
Ashleigh Griffin	-	-	-	7	12	
Sona Halajian	-	-	-	3	11	
Savannah Adams	-	-	-	3	7	
Jasmine Williams	-	-	-	3	7	
Katie Burge	2	4	6	2	6	
Sierra Humphreys	2	6	6	2	6	
Sarah Willis	1	5	5	1	5	
Carson Frier	1	1	4	1	4	
Samantha Rev	2	2	2	2	2	
Samantha Delhoyo	-	-	-	1	1	
Grace Jewell	-	-	-	-	1	

TEAM HOME RUN TOTALS												
2024 BREAKDOWN												
Total	28											
Home	10											
Road	13											
Neutral	5											
vs. RHP	23											
vs. LHP	5											
With 0 outs	10											
With 1 out	10											
With 2 outs	8											
Solo	10											
Two-Run	11											
Three-Run	6											
Grand Slam	1											
Back-to-Back	1											
Pinch-Hit	3											
Walk-Off	0											
Consecutive Games with a HR (Season Long)	0 (4)											
Consecutive Games without HR (Season Long)	2 (5)											
HOME RUN TRACKER												
Player (HR #)	Opp. (Date)	Runs	Inn.	Outs	Count	Final						
Chloe Evans (1)	Howard (2/8)	2	2	2	0-0	W,10-2						
Kennedy Searcy (1)	UConn (2/8)	2	4	1	2-1	W,9-1						
Jada Cody (1)	UConn (2/8)	1	5	0	2-2	W,9-1						
Stormy Kotzelnick (1)	UConn (2/10)	1	2	1	0-0	L,3-2						
Jada Cody (2)	Wisconsin (2/16)	1	1	0	2-0	W,21-9						
Aubrey Evans (1)	Wisconsin (2/16)	1	1	2	1-2	W,21-9						
Shannon Doherty (1)	Wisconsin (2/16)	3	4	2	3-2	W,21-9						
Chloe Evans (2)	Wisconsin (2/16)	1	5	0	0-2	W,21-9						
Chloe Evans (3)	#8 Missouri (2/23)	1	4	0	1-1	L,5-1						
Sierra Humphreys (1)	Princeton (3/2)	2	1	1	0-2	W,11-3						
Aubrey Evans (2)	Stetson (3/6)	2	1	0	1-0	W,4-2						
Jada Cody (3)	Kansas (3/8)	2	6	2	1-0	W,7-1						
Stormy Kotzelnick (2)	#4 Okla. St. (3/16)	2	5	0	1-1	L,10-4						
Jasmine Williams (1)	#4 Okla. St. (3/16)	2	5	2	1-2	L,10-4						
Sona Halajian (1)	#4 Okla. St. (3/17)	3	6	2	1-2	L,6-4						
Sierra Humphreys (2)	Texas Tech (3/28)	2	4	2	-	W,8-5						
Savannah Adams (1)	Texas Tech (3/28)	2	7	1	-	W,8-5						
Ashleigh Griffin (1)	Texas Tech (3/28)	2	4	1	0-1	W,12-9						
Jada Cody (4)	Texas Tech (3/28)	3	7	2	-	W,12-9						
Jada Cody (5)	North Florida (4/2)	2	1	1	1-0	W,11-4						
Sona Halajian (2)	North Florida (4/2)	4	5	0	2-1	W,9-0						
Shannon Doherty (2)	Jacksonville (4/10)	3	2	2	2-1	W,9-1(5)						
Ashleigh Griffin (2)	Houston (4/12)	3	3	1	1-2	W,9-0(6)						
Ashleigh Griffin (3)	Houston (4/13)	1	4	0	2-1	W,11-0(5)						
Sona Halajian (3)	Houston (4/13)	3	4	1	2-1	W,11-0(5)						
Chloe Evans (4)	Houston (4/14)	1	5	1	3-2	W,7-2						
Ashleigh Griffin (4)	Houston (4/14)	1	5	1	1-2	W,7-2						
Chloe Evans (5)	Baylor (4/19)	1	4	0	0-2	L,2-1						
HOME RUN BREAKDOWN												
PLAYER	SOLO	2R	3R	GS	TOTAL							
Jada Cody	2	2	1	-	5							
Chloe Evans	4	1	-	-	5							
Ashleigh Griffin	2	1	1	-	4							
Sona Halajian	-	-	2	1	3							
Aubrey Evans	1	1	-	-	2							
Stormy Kotzelnick	1	1	-	-	2							
Sierra Humphreys	1	1	-	-	2							
Shannon Doherty	-	-	2	-	2							
Kennedy Searcy	-	1	-	-	1							
Jasmine Williams	-	1	-	-	1							
Savannah Adams	-	1	-	-	1							
COME FROM BEHIND WINS												
DATE	OPPONENT	DEFICIT	FINAL									
March 2	Princeton	3-0	W, 11-3									
March 9	Kansas	2-0 (6th inn.)	W, 3-2 (8)									
March 28	Texas Tech	4-0	W, 8-5									
March 29	Texas Tech	5-7 (7th inn.)	W, 12-9									
April 4	BYU	2-1 (5th inn.)	W, 3-2									
April 6	BYU	3-2 (5th inn.), 4-3 (6th)	W, 5-4 (8)									
<i>5th inning or later, or 3+ run deficit</i>												
WALK-OFF WINS												
DATE	OPPONENT	DEFICIT	FINAL									
March 9	Kansas	2-0	W, 3-2 (8)									
April 6	BYU	3-2, 4-3	W, 5-4 (8)									
Score by Innings												
Inn.	1	2	3	4	5	6	7	8	9	10	11	Total
UCF	31	30	37	41	40	34	14	2	0	0	0	229
Opponents	31	22	16	9	23	17	11	0	0	0	0	129



## 2024 WEEK 11 RANKINGS

NFC A / USA TODAY			
RK.	TEAM	POINTS	RECORD
1	Texas *	791	38-6
2	Oklahoma *	772	42-4
3	Tennessee *	720	34-8
4	Oklahoma State *	666	39-8
5	Duke	652	39-6
6	LSU	592	35-10
7	Stanford	590	36-10
8	Washington	566	30-8
9	UCLA	554	27-9
10	Texas A&M	536	37-9
11	Georgia	516	36-11
12	Florida	466	37-10
13	Virginia Tech	403	35-9-1
14	Missouri *	377	35-13
15	Arkansas	360	32-12
16	Florida State	294	36-10
17	Alabama	291	31-12
18	Mississippi State *	240	30-13
19	Arizona	235	31-13-1
20	California	163	31-14
21	Kentucky	120	29-15
22	Clemson	117	31-15
23	Boston	110	40-4
24	Oregon *	100	26-16
25	Louisiana	74	33-15

**RECEIVING VOTES:** Northwestern (25), South Carolina \* (21), Texas State (19), Virginia (9), Miami (6), Auburn (4), Grand Canyon (3), Baylor \* (2), Eastern Kentucky (1).

ESPN / USA SOFTBALL			
RK.	TEAM	RECORD	POINTS
1	Texas *	38-6	625
2	Oklahoma *	42-4	600
3	Tennessee *	34-8	574
4	Oklahoma State *	39-8	528
5	Duke	39-6	514
6	UCLA	27-9	473
7	LSU	35-10	451
8	Stanford	36-10	444
9	Georgia	36-11	404
10	Washington	30-8	403
11	Texas A&M	37-9	382
12	Florida	37-10	362
13	Arkansas	32-12	346
14	Missouri *	35-13	310
15	Virginia Tech	35-9-1	292
16	Florida State	36-10	256
17	Alabama	31-12	217
18	Mississippi State *	30-13	208
19	Louisiana	33-15	151
20	Arizona	31-13-1	130
21	Clemson	31-15	103
22	Kentucky	29-15	99
23	Oregon *	26-16	95
24	Texas State	37-12	59
25	California	31-14	44

**RECEIVING VOTES:** Northwestern (27), Boston U (20), Miami-OH (13), South Carolina \* (11), Baylor \* (10), Virginia (6), Auburn (1), Eastern Kentucky (1)

UCF WEEK-BY-WEEK						
	NFC A	USA	SA	DI	RPI	Record
Preseason	--	RV	--	--	--	--
Week 1	--	--	--	--	--	4-1
Week 2	--	RV	--	--	--	6-2
Week 3	--	--	--	--	--	8-6
Week 4	--	--	--	--	62	11-7
Week 5	--	--	--	--	51	14-8
Week 6	--	--	--	--	48	14-11
Week 7	--	--	--	--	45	14-14
Week 8	--	--	--	--	43	16-15
Week 9	--	RV	--	--	34	21-15
Week 10	--	RV	RV	--	31	25-15
Week 11	--	--	--	--	34	26-18
Week 12	--	--	--	--	--	--
Week 13	--	--	--	--	--	--
Week 14	--	--	--	--	--	--
Week 15	--	--	--	--	--	--
Final	--	--	--	--	--	--

VS. RANKED OPPONENTS			
Date	Opp.	Ranking	Result
Feb. 22	Mississippi State	18	L, 2-1
Feb. 22	Oregon	23	L, 4-3
Feb. 23	Missouri	8	L, 5-1
Feb. 24	Tennessee	5	L, 3-0
March 1	South Carolina	22	L, 4-2
March 15	Oklahoma State	4	L, 2-0
March 16	Oklahoma State	4	L, 10-4
March 17	Oklahoma State	4	L, 6-4
March 22	Texas	2	L, 5-0
March 23	Texas	2	L, 4-2
March 24	Texas	2	L, 3-1

**RECORD: 0-11**

SOFTBALL AMERICA			
RK.	TEAM	2023 RECORD	PREV.
1	Texas *	38-6	1
2	Oklahoma *	42-4	2
3	Tennessee *	34-8	4
4	Texas A&M	37-9	7
5	Oklahoma State *	39-8	6
6	Duke	39-6	3
7	UCLA	27-9	16
8	Arkansas	32-12	8
9	Stanford	36-10	5
10	Georgia	36-11	11
11	LSU	35-10	10
12	Washington	30-8	14
13	Missouri *	35-13	9
14	Florida	37-10	15
15	Virginia Tech	35-9-1	18
16	Florida State	36-10	19
17	Mississippi State *	30-13	13
18	Alabama	31-12	17
19	Louisiana	33-15	12
20	Texas State	37-12	21
21	Arizona	31-13-1	22
22	Northwestern	29-9	20
23	Kentucky	29-15	25
24	Boston	40-4	NR
25	Miami-OH	36-7	24

DISOFTBALL.COM					
RK.	TEAM	RECORD	REC. LAST WK.	PREV.	
1	Texas *	38-6	3-0	1	
2	Oklahoma *	42-4	4-0	2	
3	Tennessee *	34-8	2-1	5	
4	Oklahoma State *	39-8	4-0	7	
5	UCLA	27-9	3-0	12	
6	Stanford	36-10	2-3	3	
7	Duke	39-6	2-2	4	
8	LSU	35-10	2-2	8	
9	Texas A&M	37-9	5-0	11	
10	Georgia	36-11	3-1	14	
11	Washington	30-8	2-1	6	
12	Arkansas	32-12	2-1	13	
13	Florida	37-10	2-1	9	
14	Missouri *	35-13	2-2	10	
15	Virginia Tech	35-9-1	4-0	15	
16	Florida State	36-10	5-0	16	
17	Mississippi State *	30-13	1-1	17	
18	Arizona	31-13-1	3-0	19	
19	Alabama	31-12	1-3	18	
20	Louisiana	33-15	4-1	20	
21	Northwestern	29-9	3-1	21	
22	Boston	39-4	4-0	23	
23	Kentucky	29-16	3-0	24	
24	Oregon *	26-16	2-1	25	
25	Texas State	37-12	4-0	NR	

\* denotes 2024 opponent

RANKING HISTORY	
NFC A/USA Today	USA Softball
<b>Highest:</b> 13 (Week 15, 2015)	<b>Highest:</b> 14 (Week 14, 2015)
<b>First Top 5:</b> -	<b>First Top 5:</b> -
<b>First Top 10:</b> -	<b>First Top 10:</b> -
<b>First Top 25:</b> 119 (Week 3, 2015)	<b>First Top 25:</b> 19 (Week 2, 2015)
<b>Last Top 25:</b> 18 (Preseason, 2023)	<b>Last Top 25:</b> 18 (Preseason, 2023)

BIG 12 STANDINGS						
	Conf.	Conf. W%	GB	Overall	Ovr. W%	Stk.
Oklahoma	18-3	.857	--	42-4	.913	W5
Texas	17-4	.810	1.0	38-6	.864	W9
Oklahoma St.	16-5	.762	2.0	39-8	.830	W5
Kansas	11-10	.524	7.0	27-17-1	.611	L3
<b>UCF</b>	<b>10-11</b>	<b>.476</b>	<b>8.0</b>	<b>26-18</b>	<b>.591</b>	<b>L3</b>
Baylor	8-13	.381	10.0	25-18	.581	W3
BYU	8-13	.381	10.0	26-19	.578	W4
Texas Tech	6-12	.333	10.5	26-16	.619	L3
Iowa State	5-13	.278	11.5	17-25	.405	W1
Houston	3-18	.143	15.0	23-23	.500	L3

Standings current as of April 23, 2024

## THE BIG 12 CONFERENCE IN THE RANKINGS

	UCF	Oklahoma	Texas	Oklahoma State	Baylor	Texas Tech	BYU	Kansas	Iowa State	Houston
Preseason	-/RV/-/	1/1/1/1	8/5/7/5	9/11/14/12	22/19/11/16	-/-/-/-	-/-/-/-	-/-/-/-	-/-/-/-	-/-/-/-
Week 1	-/-/-/-	1/1/1/1	3/3/2/2	6/8/10/4	24/22/16/17	-RV/-/-	-/-/-/-	-/-/-/-	-/-/-/-	-/-/-/-
Week 2	-RV/-/-	1/1/1/1	2/2/2/2	7/8/11/8	RV/22/22/19	-RV/-/-	-/-/-/-	-/-/-/-	-/-/-/-	-/-/-/-
Week 3	-/-/-/-	1/1/1/1	2/2/2/2	3/6/6/6	21/17/12/10	-RV/-/-	-/-/-/-	-/-/-/-	-/-/-/-	-/-/-/-
Week 4	-/-/-/-	1/2/1/2	2/1/2/1	4/7/7/4	19/14/13/10	-/-/-/-	-/-/-/-	-/-/-/-	-/-/-/-	-/-/-/-
Week 5	-/-/-/-	1/1/1/1	3/3/4/3	4/7/7/4	19/13/14/10	-RV/-/-	-/-/-/-	-/-/-/-	-/-/-/-	-RV/-/-
Week 6	-/-/-/-	1/1/1/1	3/2/4/2	4/6/7/3	22/19/22/19	-/-/-/-	-/-/-/-	RV/RV/20/-	-/-/-/-	-/-/-/-
Week 7	-/-/-/-	1/1/1/1	2/2/2/2	8/10/7/9	23/21/-/24	-/-/-/-	-/-/-/-	RV/24/18/21	-/-/-/-	-/-/-/-
Week 8	-/-/-/-	1/1/1/1	4/5/6/4	7/6/4/3	25/21/-/-	-/-/-/-	-/-/-/-	RV/RV/RV/-	-/-/-/-	-/-/-/-
Week 9	-RV/-/-	1/2/2/2	2/1/4/1	5/5/3/4	RV/24/-/-	-/-/-/-	-/-/-/-	RV/RV/23/-	-/-/-/-	-/-/-/-
Week 10	-RV/RV/-	2/2/2/2	1/1/1/1	6/6/6/7	-RV/-/-	-/-/-/-	-/-/-/-	RV/-/-/-	-/-/-/-	-/-/-/-
Week 11	-/-/-/-	2/2/2/2	1/1/1/1	4/4/5/4	RV/RV/-/-	-/-/-/-	-/-/-/-	-/-/-/-	-/-/-/-	-/-/-/-

Rankings are listed as NFC A/USA Today Coaches/ESPN/USA Softball/Softball America/DISOFTBALL.COM

## NATIONALLY-RANKED KNIGHTS

TEAM	Value	Nat'l Rk.	Conf. Rk.
Batting			
Stolen Bases	68	39	2
Batting Average	.309	38	6
Runs/Game	5.20	64	7
On-Base Percentage	.371	84	7
Slugging Percentage	.441	75	8

Pitching/Fielding	Value	Nat'l Rk.	Conf. Rk.
Fielding Percentage	.978	10	3
Earned Run Average	2.81	57	4
Double Plays/Game	0.39	61	6

Sarah Willis	Value	Nat'l Rk.	Conf. Rk.
Name			
Complete Games	7	T-201	T-4
Hits Allowed/7 IP	5.80	132	10

Johneisha Rowe	Value	Nat'l Rk.	Conf. Rk.
Name			
Stolen Bases	19	51	2

2024 STARTERS BY POSITION

Date	Opponent	C	1B	2B	3B	SS	LF	CF	RF	DP	SP
Feb. 8	Howard	Griffin	Doherty	A. Evans	Cody	Williams	Searcy	Rowe	C. Evans	Kotzelnick	Halajian
Feb. 8	UConn	Frier	Doherty	A. Evans	Cody	Humphreys	Searcy	Rowe	C. Evans	Kotzelnick	Willis
Feb. 9	Seattle	Frier	Doherty	Kotzelnick	Cody	A. Evans	Searcy	Rowe	C. Evans	Humphreys	Felton
Feb. 10	UConn	Cody	Doherty	Kotzelnick	Humphreys	A. Evans	Searcy	Rowe	C. Evans	Halajian	Jewell
Feb. 11	Georgia State	Frier	Doherty	Rey	Cody	A. Evans	Kotzelnick	Rowe	C. Evans	Adams	Willis
Feb. 14	Liberty	Griffin	Doherty	Rey	Cody	A. Evans	Searcy	Rowe	C. Evans	Kotzelnick	Felton
Feb. 16	North Carolina	Frier	Doherty	Kotzelnick	Cody	A. Evans	Searcy	Rowe	C. Evans	Humphreys	Willis
Feb. 16	Wisconsin	Griffin	Doherty	Kotzelnick	Cody	A. Evans	Searcy	Rowe	C. Evans	Adams	Jewell
Feb. 22	#18 Mississippi State	Griffin	Doherty	Rey	Cody	A. Evans	Searcy	Rowe	C. Evans	Kotzelnick	Felton
Feb. 22	#23 Oregon	Cody	Doherty	Rey	Humphreys	A. Evans	Kotzelnick	Rowe	C. Evans	Halajian	Justman
Feb. 23	#8 Missouri	Griffin	Doherty	Rey	Cody	A. Evans	Burge	Rowe	C. Evans	Halajian	Willis
Feb. 23	Oregon State	Strott	Doherty	Burge	Humphreys	A. Evans	Cody	Rowe	C. Evans	Willis	Halajian
Feb. 24	#5 Tennessee	Griffin	Doherty	Burge	Humphreys	A. Evans	Cody	Rowe	C. Evans	Halajian	Felton
Feb. 24	San Diego	Griffin	Doherty	A. Evans	Cody	Humphreys	Adams	Burge	C. Evans	Kotzelnick	Justman
March 1	Princeton	Griffin	Doherty	A. Evans	Cody	Williams	Searcy	Rowe	C. Evans	Halajian	Felton
March 1	#22 South Carolina	Griffin	Doherty	A. Evans	Cody	Williams	Burge	Rowe	C. Evans	Kotzelnick	Willis
March 2	Princeton	Griffin	Doherty	A. Evans	Humphreys	Williams	Cody	Rowe	C. Evans	Kotzelnick	Willis
March 3	Kennesaw State	Griffin	Doherty	A. Evans	Humphreys	Williams	Cody	Rowe	C. Evans	Kotzelnick	Felton
March 6	Stetson	Strott	Doherty	A. Evans	Cody	Williams	Humphreys	Rowe	C. Evans	Griffin	Halajian
March 8	Kansas	Griffin	Doherty	A. Evans	Cody	Williams	Burge	Rowe	C. Evans	Humphreys	Willis
March 9	Kansas	Griffin	Doherty	A. Evans	Cody	Williams	Humphreys	Rowe	C. Evans	Willis	Felton
March 10	Kansas	Strott	Doherty	A. Evans	Cody	Williams	Willis	Rowe	C. Evans	Kotzelnick	Halajian
March 15	#4 Oklahoma State	Griffin	Doherty	A. Evans	Cody	Williams	Humphreys	Rowe	C. Evans	Kotzelnick	Willis
March 16	#4 Oklahoma State	Cody	Doherty	A. Evans	Humphreys	Williams	Burge	Rowe	C. Evans	Kotzelnick	Felton
March 17	#4 Oklahoma State	Griffin	Doherty	A. Evans	Cody	Williams	Burge	Rowe	C. Evans	Kotzelnick	Willis
March 22	#2 Texas	Griffin	Doherty	A. Evans	Cody	Williams	Rey	Rowe	C. Evans	Kotzelnick	Felton
March 23	#2 Texas	Frier	Cody	A. Evans	Humphreys	Williams	Kotzelnick	Rey	C. Evans	Adams	Willis
March 24	#2 Texas	Cody	Doherty	A. Evans	Humphreys	Williams	Rey	Rowe	C. Evans	Kotzelnick	Halajian
March 28	Texas Tech	Cody	Doherty	A. Evans	Humphreys	Williams	Rey	Rowe	C. Evans	Kotzelnick	Willis
March 29	Texas Tech	Griffin	Cody	Rey	Humphreys	Williams	Burge	Rowe	C. Evans	Kotzelnick	Felton
March 30	Texas Tech	Frier	Cody	Kotzelnick	Humphreys	Williams	Rey	Rowe	C. Evans	Griffin	Halajian
April 2	North Florida (Game 1)	Griffin	Doherty	Rey	Cody	Williams	Willis	Rowe	C. Evans	Kotzelnick	Jewell
April 2	North Florida (Game 2)	Griffin	Cody	Kotzelnick	Humphreys	Williams	Rey	Rowe	C. Evans	Willis	Cochran
April 4	BYU	Griffin	Doherty	A. Evans	Humphreys	Williams	Cody	Rowe	C. Evans	Kotzelnick	Willis
April 5	BYU	Cody	Doherty	A. Evans	Humphreys	Williams	Rey	Rowe	C. Evans	Kotzelnick	Felton
April 6	BYU	Cody	Doherty	A. Evans	Humphreys	Williams	Kotzelnick	Rowe	C. Evans	Halajian	Willis
April 10	Jacksonville	Cody	Doherty	A. Evans	Humphreys	Williams	Kotzelnick	Rowe	C. Evans	Griffin	Halajian
April 12	Houston	Cody	Doherty	A. Evans	Humphreys	Williams	Kotzelnick	Rowe	C. Evans	Griffin	Willis
April 13	Houston	Griffin	Doherty	A. Evans	Cody	Williams	Willis	Rowe	C. Evans	Kotzelnick	Felton
April 14	Houston	Griffin	Doherty	A. Evans	Cody	Williams	Kotzelnick	Rowe	C. Evans	Halajian	Willis
April 17	Florida Atlantic	Griffin	Doherty	A. Evans	Humphreys	Williams	Kotzelnick	Rowe	C. Evans	Cody	Felton
April 19	Baylor	Griffin	Doherty	A. Evans	Cody	Williams	Kotzelnick	Rowe	C. Evans	Searcy	Willis
April 21	Baylor (Game 1)	Griffin	Doherty	A. Evans	Cody	Halajian	Searcy	Rowe	C. Evans	Kotzelnick	Felton
April 21	Baylor (Game 2)	Griffin	Doherty	Rey	Humphreys	A. Evans	Searcy	Rowe	C. Evans	Kotzelnick	Willis

**2024 BATTING ORDERS**

Date	Opponent	1	2	3	4	5	6	7	8	9
Feb. 8	Howard	Cody	A. Evans	Doherty	C. Evans	Griffin	Kotzelnick	Searcy	Williams	Rowe
Feb. 8	UConn	Cody	A. Evans	Doherty	C. Evans	Humphreys	Kotzelnick	Searcy	Willis	Rowe
Feb. 9	Seattle	Cody	A. Evans	Doherty	C. Evans	Humphreys	Kotzelnick	Searcy	Frier	Rowe
Feb. 10	UConn	Cody	A. Evans	Doherty	C. Evans	Humphreys	Kotzelnick	Searcy	Halajian	Rowe
Feb. 11	Georgia State	Cody	Kotzelnick	A. Evans	C. Evans	Adams	Rowe	Doherty	Willis	Rey
Feb. 14	Liberty	Cody	Kotzelnick	A. Evans	C. Evans	Searcy	Doherty	Rowe	Griffin	Rey
Feb. 16	North Carolina	Rowe	Kotzelnick	Cody	C. Evans	A. Evans	Doherty	Searcy	Willis	Humphreys
Feb. 16	Wisconsin	Cody	C. Evans	Searcy	A. Evans	Adams	Kotzelnick	Griffin	Rowe	Doherty
Feb. 22	#18 Mississippi State	Cody	C. Evans	Searcy	A. Evans	Rowe	Kotzelnick	Griffin	Rey	Doherty
Feb. 22	#23 Oregon	Cody	C. Evans	A. Evans	Halajian	Kotzelnick	Humphreys	Rowe	Rey	Doherty
Feb. 23	#8 Missouri	Cody	C. Evans	A. Evans	Halajian	Willis	Rowe	Griffin	Burge	Doherty
Feb. 23	Oregon State	Cody	C. Evans	A. Evans	Halajian	Willis	Burge	Rowe	Humphreys	Doherty
Feb. 24	#5 Tennessee	Cody	C. Evans	A. Evans	Halajian	Humphreys	Burge	Rowe	Griffin	Doherty
Feb. 24	San Diego	Cody	C. Evans	A. Evans	Adams	Kotzelnick	Griffin	Burge	Humphreys	Doherty
March 1	Princeton	Cody	A. Evans	Halajian	C. Evans	Griffin	Searcy	Doherty	Rowe	Williams
March 1	#22 South Carolina	Cody	A. Evans	Willis	C. Evans	Griffin	Kotzelnick	Doherty	Rowe	Williams
March 2	Princeton	Cody	A. Evans	Humphreys	C. Evans	Griffin	Kotzelnick	Doherty	Willis	Rowe
March 3	Kennesaw State	Cody	A. Evans	Humphreys	C. Evans	Griffin	Kotzelnick	Doherty	Rowe	Williams
March 6	Stetson	Cody	A. Evans	Humphreys	C. Evans	Griffin	Rowe	Doherty	Williams	Halajian
March 8	Kansas	Cody	A. Evans	Humphreys	C. Evans	Griffin	Williams	Doherty	Rowe	Willis
March 9	Kansas	Cody	A. Evans	Humphreys	C. Evans	Griffin	Williams	Doherty	Rowe	Willis
March 10	Kansas	Cody	A. Evans	Williams	C. Evans	Halajian	Kotzelnick	Doherty	Rowe	Willis
March 15	#4 Oklahoma State	Cody	A. Evans	Humphreys	C. Evans	Doherty	Kotzelnick	Griffin	Rowe	Willis
March 16	#4 Oklahoma State	Cody	C. Evans	Humphreys	A. Evans	Kotzelnick	Doherty	Burge	Rowe	Williams
March 17	#4 Oklahoma State	Cody	C. Evans	Willis	A. Evans	Kotzelnick	Doherty	Rowe	Griffin	Williams
March 22	#2 Texas	Kotzelnick	Cody	C. Evans	A. Evans	Rey	Williams	Griffin	Rowe	Doherty
March 23	#2 Texas	Kotzelnick	Cody	Humphreys	C. Evans	Adams	Willis	Williams	A. Evans	Rey
March 24	#2 Texas	Kotzelnick	Cody	Halajian	C. Evans	A. Evans	Williams	Doherty	Humphreys	Rey
March 28	Texas Tech	Kotzelnick	Rowe	Cody	Williams	C. Evans	A. Evans	Humphreys	Doherty	Rey
March 29	Texas Tech	Kotzelnick	Rowe	Cody	Williams	C. Evans	Humphreys	Burge	Griffin	Rey
March 30	Texas Tech	Kotzelnick	Rowe	Cody	Williams	C. Evans	Halajian	Rey	Griffin	Humphreys
April 2	North Florida (Game 1)	Kotzelnick	Rowe	Cody	Willis	C. Evans	Griffin	Williams	Rey	Doherty
April 2	North Florida (Game 2)	Rowe	Kotzelnick	Cody	Willis	C. Evans	Griffin	Humphreys	Rey	Williams
April 4	BYU	Rowe	Doherty	Cody	C. Evans	Griffin	Kotzelnick	A. Evans	Humphreys	Willis
April 5	BYU	Rowe	Doherty	Cody	C. Evans	A. Evans	Kotzelnick	Humphreys	Rey	Williams
April 6	BYU	Rowe	Doherty	Cody	C. Evans	Halajian	Humphreys	Kotzelnick	A. Evans	Williams
April 10	Jacksonville	Rowe	Doherty	Cody	C. Evans	Griffin	Halajian	Kotzelnick	A. Evans	Humphreys
April 12	Houston	Rowe	Doherty	Cody	C. Evans	Griffin	Humphreys	Kotzelnick	A. Evans	Williams
April 13	Houston	Rowe	Doherty	Cody	C. Evans	Griffin	Willis	Kotzelnick	A. Evans	Williams
April 14	Houston	Rowe	Doherty	Halajian	C. Evans	Griffin	Cody	Kotzelnick	A. Evans	Williams
April 17	Florida Atlantic	Rowe	Doherty	Cody	C. Evans	Griffin	Humphreys	Kotzelnick	A. Evans	Williams
April 19	Baylor	Rowe	Doherty	Cody	C. Evans	Griffin	Searcy	Kotzelnick	A. Evans	Williams
April 21	Baylor (Game 1)	Searcy	Doherty	Halajian	C. Evans	Griffin	Cody	Kotzelnick	A. Evans	Rowe
April 21	Baylor (Game 2)	Searcy	Rowe	Doherty	C. Evans	Griffin	Kotzelnick	Humphreys	A. Evans	Rey



UCF SINGLE-SEASON RECORD WATCH

SINGLE-SEASON HITTING

**RBI**

- Jada Cody (2022).....75
- Stephanie Best (2003).....66
- Stephanie Best (2005).....60
- Chloe Evans (2023).....49
- Stephanie Best (2004).....48
- Jasmine Esparza (2021).....45
- Hillary Barrow (2010).....43
- Janina Shinhoster (2002).....43
- Crystle Krafft (2005).....42
- Janina Shinhoster (2004).....41
- Farrah Sullivan (2014).....40
- Breanne Javier (2008).....40
- Hillary Barrow (2008).....40

**Batting Average (min. 100 AB)**

- Stephanie Best (2004).....442
- Stephanie Best (2003).....403
- Breanne Javier (2008).....385
- Johneisha Rowe (2024).....377**
- Willow Kalinen (2017).....370
- Jada Cody (2022).....361
- Kahley Novak (2014).....357
- Linnea Goodman (2015).....356
- Chloe Evans (2023).....355
- Denali Schappacher (2021).....353
- Linnea Goodman (2017).....352
- Cassady Brewer (2017).....351
- Tiffany Lane (2009).....350

**On Base Percentage (min. 100 AB)**

- Stephanie Best (2004).....562
- Stephanie Best (2005).....496
- Cassady Brewer (2018).....491
- Stephanie Best (2003).....479
- Shannon Doherty (2022).....459
- Cassady Brewer (2019).....452
- Aubrey Evans (2023).....439
- Jada Cody (2022).....439
- Cassady Brewer (2017).....438
- Natalie Land (2011).....436
- Kennedy Searcy (2022).....435
- Breanne Javier (2008).....434
- Samantha McCloskey (2014).....429

**Slugging Percentage (min. 100 AB)**

- Stephanie Best (2004).....840
- Stephanie Best (2005).....791
- Stephanie Best (2003).....752
- Jada Cody (2022).....701
- Stephanie Best (2002).....642
- Chloe Evans (2023).....624
- Janina Shinhoster (2002).....603
- Jasmine Esparza (2021).....602
- Janina Shinhoster (2004).....586
- Jada Cody (2024).....565**
- Shannon Doherty (2021).....562
- Natalie Land (2012).....560
- Jessica Ujvari (2016).....553

**Doubles**

- Aubrey Evans (2023).....18
- Chloe Evans (2023).....16
- Abby McClain (2009).....16
- Hillary Barrow (2009).....16
- Rachelle Schmidt (2002).....16
- Cassady Brewer (2019).....16
- Jada Cody (2022).....15
- Jasmine Esparza (2021).....15
- Linnea Goodman (2017).....15
- Crystle Krafft (2004).....15
- Dottie Cupp (2005).....15
- Farrah Sullivan (2014).....14
- Rachelle Schmidt (2003).....14
- Janina Shinhoster (2002).....14
- Lindsay Bush (2002).....14

**Triples**

- Chloe Evans (2023).....8
- Tiffany Lane (2009).....8
- Tiffany Lane (2008).....7
- Tiffany Lane (2010).....6
- Natalie Land (2011).....5
- Tawny Swan (2012).....5
- Natalie Land (2012).....5
- Jada Cody (2024).....4**
- Jada Cody (2023).....4

- Denali Schappacher (2022).....4
- Courtney Rotton (2018).....4
- Willow Kalinen (2017).....4
- Kahley Novak (2015).....4
- Kahley Novak (2014).....4
- Janina Shinhoster (2005).....4
- Stephanie Best (2003).....4
- Janina Shinhoster (2002).....4
- Stephanie Best (2002).....4

**Home Runs**

- Stephanie Best (2005).....26
- Stephanie Best (2003).....18
- Stephanie Best (2004).....16
- Jada Cody (2022).....15
- Janina Shinhoster (2002).....12
- Georgia Blair (2021).....11
- Shannon Doherty (2021).....11
- Kalyn Cenal (2015).....11
- Crystle Krafft (2005).....11
- Stephanie Best (2002).....11

**Total Bases**

- Stephanie Best (2005).....159
- Stephanie Best (2003).....155
- Stephanie Best (2004).....137
- Jada Cody (2022).....136
- Janina Shinhoster (2002).....132
- Chloe Evans (2023).....116
- Crystle Krafft (2005).....113
- Stephanie Best (2002).....111
- Janina Shinhoster (2004).....109
- Natalie Land (2012).....107
- Kacie Feaster (2007).....106
- Janina Shinhoster (2005).....106

**Walks**

- Stephanie Best (2005).....59
- Stephanie Best (2004).....42
- Cassady Brewer (2018).....37
- Nikki Green (2003).....34
- Kennedy Searcy (2022).....33
- Shannon Doherty (2022).....32
- Cassady Brewer (2016).....32
- Tiffany Lane (2008).....32
- Stephanie Best (2003).....31
- Dottie Cupp (2005).....30
- Lindsey Manz (2002).....30
- Jada Cody (2023).....29
- Farrah Sullivan (2015).....29
- Janina Shinhoster (2003).....29

**Sacrifice Flies**

- Marissa Menendez (2011).....5
- Hillary Barrow (2008).....5
- Rachelle Schmidt (2005).....5
- Jasmine Williams (2023).....4
- Jada Cody (2022).....4
- Brittany Solis (2017).....4
- Kalyn Cenal (2015).....4
- Lindsay Dean (2009).....4
- Amber Lamb (2004).....4
- Eighteen with.....3

**Hit by Pitch**

- Shannon Doherty (2022).....17
- Courtney Rotton (2016).....11
- Vanessa Perez (2012).....11
- Shannon Doherty (2023).....9
- Jessica Ujvari (2016).....9
- Jessica Ujvari (2015).....9

**Stolen Base Percentage (min. 22 att.)**

- Megan Greenwell (2017).....967
- Cici Alvarez (2006).....957
- Johneisha Rowe (2023).....917
- Natalie Land (2012).....915
- Kahley Novak (2015).....878
- Tiffany Lane (2008).....875
- Lauren Aldridge (2013).....864
- Cici Alvarez (2005).....862
- Johneisha Rowe (2022).....851
- Kahley Novak (2014).....850
- Natalie Land (2010).....833
- Janina Shinhoster (2005).....833

SINGLE-SEASON PITCHING

**ERA (min. 50.0 IP)**

- Shelby Turnier (2015).....0.87
- Allison Kime (2007).....0.87
- Mackenzie Audas (2015).....0.95
- Dottie Cupp (2002).....1.11
- Allison Kime (2008).....1.17
- Mackenzie Audas (2012).....1.28
- Jamie Ujvari (2016).....1.42
- Shelby Turnier (2014).....1.43
- Lindsay Enders (2004).....1.59
- Alea White (2019).....1.61

**Opponent Batting Average (min. 50.0 IP)**

- Mackenzie Audas (2015)......141
- Shelby Turnier (2015)......148
- Allison Kime (2007)......159
- Gianna Mancha (2022)......170
- Mackenzie Audas (2012)......172
- Dottie Cupp (2002)......174
- Alea White (2020)......177
- Grace Jewell (2023)......180
- Allison Kime (2008)......183
- Sarah Willis (2023)......184
- Shelby Turnier (2014)......186
- Lindsay Enders (2004)......192
- Ashleigh Cole (2007)......193

**Shutouts**

- Allison Kime (2007).....15
- Allison Kime (2008).....14
- Dottie Cupp (2002).....13
- Shelby Turnier (2015).....10
- Mackenzie Audas (2012).....10
- Gianna Mancha (2022).....8
- Alea White (2021).....8
- Mackenzie Audas (2015).....8
- Lindsay Enders (2005).....8
- Alea White (2018).....7
- Shelby Turnier (2014).....7
- Lindsay Enders (2004).....7
- Dottie Cupp (2003).....7

**Wins**

- Allison Kime (2008).....34
- Lindsay Enders (2005).....26
- Dottie Cupp (2002).....26
- Shelby Turnier (2015).....25
- Alea White (2018).....25
- Mackenzie Audas (2015).....24
- Allison Kime (2007).....24
- Ashleigh Cole (2010).....24
- Gianna Mancha (2022).....23
- Alea White (2019).....23
- Alea White (2021).....22

**UCF CAREER RECORD WATCH**
**CAREER HITTING**

<b>Career Batting Average (Min. 250 ABs)</b>	
1. Stephanie Best (2002-05)	384
<b>2. Jada Cody (2020-pres.)</b>	<b>329</b>
3. Denali Schappacher (2018-2022)	329
4. Linnea Goodman (2014-17)	323
5. Tiffany Lane (2008-11)	322
6. Breanne Javier (2006-09)	322
<b>7. Johneisha Rowe (2022-pres.)</b>	<b>319</b>
8. Natalie Land (2009-12)	316
<b>Career On-Base Percentage (Min. 250 ABs)</b>	
1. Stephanie Best (2002-05)	487
2. Cassidy Brewer (2016-19)	437
<b>3. Shannon Doherty (2020-pres.)</b>	<b>421</b>
<b>4. Jada Cody (2020-pres.)</b>	<b>411</b>
5. Tiffany Lane (2008-11)	403
6. Jessica Ujvari (2014-16)	401
<b>7. Kennedy Searcy (2021-pres.)</b>	<b>400</b>
8. Denali Schappacher (2018-2022)	399
9. Natalie Land (2009-12)	397
<b>Career Slugging Percentage (Min. 250 ABs)</b>	
1. Stephanie Best (2002-05)	756
<b>2. Jada Cody (2020-pres.)</b>	<b>574</b>
3. Jessica Ujvari (2014-16)	523
4. Jania Shinhoster (2002-05)	522
<b>5. Shannon Doherty (2020-pres.)</b>	<b>487</b>
6. Cassidy Brewer (2016-19)	479
<b>Career Stolen Bases</b>	
1. Kahley Novack (2012-15)	125
2. Natalie Land (2009-12)	102
3. Cici Alvarez (2004-07)	79
4. Jania Shinhoster (2002-05)	74
5. Denali Schappacher (2018-2022)	64
6. Megan Greenwell (2015-18)	60
7. Tiffany Lane (2008-11)	58
8. Maddy Schroeder (2012-15)	55
<b>Career Runs Scored</b>	
1. Stephanie Best (2002-05)	216
<b>2. Jada Cody (2020-pres.)</b>	<b>182</b>
3. Jania Shinhoster (2002-05)	163
4. Tiffany Lane (2008-11)	145
5. Denali Schappacher (2018-2022)	139
6. Natalie Land (2009-12)	134
7. Cici Alvarez (2004-07)	132
8. Kahley Novack (2012-15)	128
9. Linnea Goodman (2014-17)	118
<b>Career Hits</b>	
1. Stephanie Best (2002-05)	285
2. Jania Shinhoster (2002-04)	268
<b>3. Jada Cody (2020-pres.)</b>	<b>250</b>
4. Breanne Javier (2006-09)	245
5. Linnea Goodman (2014-17)	241
6. Denali Schappacher (2018-2022)	227
7. Kahley Novack (2012-15)	217
8. Tiffany Lane (2008-11)	216
9. Cici Alvarez (2004-07)	207
10. Natalie Land (2009-12)	206
<b>11. Shannon Doherty (2020-pres.)</b>	<b>202</b>
12. Amber Lamb (2004-07)	200
13. Farrah Sullivan (2012-15)	193
<b>Career Doubles</b>	
<b>1. Jada Cody (2020-pres.)</b>	<b>51</b>
2. Jania Shinhoster (2002-05)	50
3. Jazmine Esparza (2017-21)	43
4. Hillary Barrow (2007-10)	42
5. Cassidy Brewer (2016-19)	41
6. Amber Lamb (2005-07)	40
7. Farrah Sullivan (2012-15)	38
Stephanie Best (2002-05)	38
8. Rachelle Schmidt (2002-04)	37
9. Breanne Javier (2006-09)	36
Abby McClain (2008-11)	36
<b>Career Triples</b>	
1. Tiffany Lane (2008-11)	23
2. Stephanie Best (2002-05)	13
Jania Shinhoster (2002-05)	13
<b>4. Jada Cody (2020-pres.)</b>	<b>12</b>
5. Natalie Land (2009-12)	10
6. Denali Schappacher (2018-2022)	9
<b>7. Chloe Evans (2023-pres.)</b>	<b>8</b>
Kahley Novack (2012-15)	8

<b>9. Kennedy Searcy (2021-pres.)</b>	<b>7</b>
Tawny Swan (2011-12)	7
11. Courtney Rotton (2015-18)	6
Linnea Goodman (2014-17)	6

**Career Home Runs**

1. Stephanie Best (2002-05)	71
<b>2. Jada Cody (2020-pres.)</b>	<b>57</b>
3. Jania Shinhoster (2002-05)	33
<b>4. Shannon Doherty (2020-pres.)</b>	<b>31</b>
5. Samantha McCloskey (2013-16)	23
Farrah Sullivan (2012-15)	23
7. Jessica Ujvari (2014-16)	22
8. Georgija Blair (2020-21)	17
Abby McClain (2008-11)	17
Jazmine Esparza (2017-21)	17
11. Kalyn Cenal (2013-16)	16
Cassidy Brewer (2016-19)	16

**Career RBI**

1. Stephanie Best (2002-05)	213
<b>2. Jada Cody (2020-pres.)</b>	<b>170</b>
<b>3. Shannon Doherty (2020-pres.)</b>	<b>150</b>
4. Jania Shinhoster (2002-05)	140
5. Farrah Sullivan (2012-15)	136
6. Jazmine Esparza (2017-21)	131
7. Breanne Javier (2006-09)	122
8. Hillary Barrow (2007-10)	118
9. Cassidy Brewer (2016-19)	106
10. Kalyn Cenal (2013-16)	105
11. Jessica Ujvari (2014-16)	97

**CAREER PITCHING**
**Career Lowest Batting Average Against (Min. 200.0 IP)**

1. Allison Kime (2006-08)	183
2. Mackenzie Audas (2012-15)	185
3. Shelby Turnier (2013-16)	188
4. Alea White (2017-20)	189
5. Gianna Mancha (2020-2022)	190
<b>6. Sarah Willis (2023-pres.)</b>	<b>200</b>
Dottie Cupp (2002-03)	200
8. Lindsay Enders (2004-05)	203
9. Ashleigh Cole (2007-10)	221

**Career Wins**

1. Alea White (2017-21)	99
2. Shelby Turnier (2013-16)	80
3. Mackenzie Audas (2012-15)	78
4. Allison Kime (2006-08)	71
5. Ashleigh Cole (2007-10)	62
6. Lindsay Enders (2004-05)	46
7. Dottie Cupp (2002-03)	44
8. Gianna Mancha (2020-2022)	43
<b>9. Sarah Willis (2023-pres.)</b>	<b>27</b>
Taylor Sawyer (2003-04)	27

**Career Complete Games**

1. Alea White (2017-21)	103
2. Allison Kime (2006-08)	96
3. Mackenzie Audas (2012-15)	85
4. Ashleigh Cole (2007-10)	73
5. Lindsay Enders (2004-05)	60
6. Shelby Turnier (2013-16)	59
7. Dottie Cupp (2002-03)	49
8. Gianna Mancha (2020-2022)	32
9. Taylor Sawyer (2003-04)	28
10. Pysha Simmons (2002-03)	21

**Career Shutouts**

1. Allison Kime (2006-08)	34
2. Mackenzie Audas (2012-15)	29
3. Alea White (2017-21)	26
4. Shelby Turnier (2013-16)	23
5. Dottie Cupp (2002-03)	20
6. Lindsay Enders (2004-05)	15
7. Gianna Mancha (2020-2022)	14
8. Ashleigh Cole (2007-10)	12
9. Taylor Sawyer (2003-04)	7
<b>10. Sarah Willis (2023-pres.)</b>	<b>6</b>

**Career Strikeouts**

1. Mackenzie Audas (2012-15)	975
2. Allison Kime (2006-08)	847
3. Shelby Turnier (2013-16)	830
4. Alea White (2017-21)	688
5. Ashleigh Cole (2007-10)	438
6. Dottie Cupp (2002-03)	403
7. Gianna Mancha (2020-2022)	379

8. Lindsay Enders (2004-05)	320
<b>9. Sarah Willis (2023-pres.)</b>	<b>211</b>
10. Breanna Vasquez (2019-21)	175

**Career Saves**

1. Mackenzie Audas (2012-15)	10
2. Jamie Ujvari (2014-16)	8
Gianna Mancha (2020-2022)	8
4. Alea White (2017-21)	7
5. Shelby Turnier (2013-16)	5
<b>6. Grace Jewell (2021-pres.)</b>	<b>4</b>

**Career Innings Pitched**

1. Alea White (2017-21)	969.1
2. Mackenzie Audas (2012-15)	823.0
3. Allison Kime (2006-08)	798.1
4. Shelby Turnier (2013-16)	742.1
5. Ashleigh Cole (2007-10)	702.2
6. Lindsay Enders (2004-05)	484.0
7. Dottie Cupp (2002-03)	432.1
8. Gianna Mancha (2020-2022)	398.0
9. Taylor Sawyer (2003-04)	284.0
<b>10. Sarah Willis (2023-pres.)</b>	<b>251.1</b>
11. Diana Rojas (2008-11)	223.0

**ERA (min. 200.0 IP)**

1. Allison Kime (2006-08)	1.20
2. Dottie Cupp (2002-03)	1.49
3. Mackenzie Audas (2012-15)	1.65
4. Lindsay Enders (2004-05)	1.74
5. Shelby Turnier (2013-16)	1.75
<b>6. Sarah Willis (2023-pres.)</b>	<b>1.97</b>
7. Ashleigh Cole (2007-10)	2.01
8. Taylor Sawyer (2003-04)	2.05
9. Kelly McIntyre (2004-05)	2.09
10. Breanna Vasquez (2019-21)	2.16
11. Alea White (2017-21)	2.23
12. Gianna Mancha (2020-2022)	2.25

**Career Most Strikeouts/7 Inn. (Min. 200.0 IP)**

1. Mackenzie Audas (2012-15)	8.29
2. Shelby Turnier (2013-16)	7.83
3. Allison Kime (2006-08)	7.43
4. Gianna Mancha (2020-2022)	6.67
5. Dottie Cupp (2002-03)	6.53
<b>6. Sarah Willis (2023-pres.)</b>	<b>5.88</b>
7. Breanna Vasquez (2019-21)	5.82

2024 OVERALL STATS

**2024 UCF Softball**  
**Overall Statistics for UCF (as of Apr 24, 2024)**  
**(All games Sorted by Batting avg)**

Record: 26-18 Home: 18-6 Away: 5-7 Neutral: 3-5 Big 12: 10-11

Player	avg	gp-gs	ab	r	h	2b	3b	hr	rbi	tb	slg%	bb	hp	so	gdp	ob%	sf	sh	sb-att	po	a	e	fld%	
35 Carson Frier	.500	12-6	2	0	1	0	0	0	0	1	.500	0	0	1	0	.500	0	0	0-0	36	2	0	1.000	
7 Johneisha Rowe	.377	44-42	106	33	40	0	0	0	7	40	.377	9	0	7	1	.426	0	4	19-20	43	2	1	.978	
8 Sierra Humphreys	.369	37-28	84	16	31	5	1	2	24	44	.524	4	1	19	0	.400	1	1	7-7	14	55	5	.932	
2 Samantha Rey	.341	31-15	41	11	14	0	1	0	4	16	.390	1	0	2	1	.357	0	0	1-3	30	14	2	.957	
17 Jada Cody	.333	43-43	138	25	46	9	4	5	23	78	.565	11	1	9	0	.382	2	3	3-3	89	56	2	.986	
20 Katie Burge	.333	39-9	30	7	10	1	1	0	2	13	.433	2	1	3	0	.394	0	1	2-4	20	5	2	.926	
22 Kennedy Searcy	.323	20-12	31	5	10	0	0	1	13	13	.419	7	0	6	0	.436	1	0	3-3	15	0	2	.882	
24 Savannah Adams	.323	24-4	31	4	10	1	0	1	6	14	.452	0	0	5	0	.323	0	0	1-1	0	0	0	.000	
66 Sarah Willis	.319	27-19	47	3	15	0	0	0	7	15	.319	6	0	12	0	.389	1	1	0-0	5	29	0	1.000	
12 Chloe Evans	.315	44-44	143	29	45	9	1	5	31	71	.497	8	1	21	0	.355	0	1	7-9	53	4	1	.983	
46 Shannon Doherty	.295	44-40	105	16	31	3	0	2	24	40	.381	16	2	13	1	.398	0	6	3-3	286	9	2	.993	
27 Ashleigh Griffin	.291	33-30	79	12	23	7	0	4	21	42	.532	11	0	13	0	.378	0	1	2-2	108	6	2	.983	
98 Sona Halajian	.286	30-14	49	6	14	4	0	3	16	27	.551	5	2	9	1	.375	0	0	0-0	0	2	0	1.000	
3 Aubrey Evans	.273	40-40	110	19	30	5	0	2	12	41	.373	14	1	12	0	.360	0	2	4-4	65	78	1	.993	
44 Stormy Kotzelnick	.262	39-37	107	12	28	8	0	2	15	42	.393	9	1	16	0	.325	0	0	4-4	12	7	0	1.000	
1 Jasmine Williams	.213	33-29	61	12	13	3	0	1	2	19	.311	5	0	4	0	.273	0	0	7-8	40	59	6	.943	
26 Samantha Delhoyo	.000	32-0	3	12	0	0	0	0	0	0	.000	1	0	1	0	.250	0	0	4-5	7	0	0	1.000	
16 Kiley Strott	.000	13-3	3	0	0	0	0	0	1	0	.000	0	0	0	0	.000	0	1	0-0	23	1	1	.960	
-----																								
42 Alexis Morgan	.000	11-0	0	7	0	0	0	0	0	0	.000	0	0	0	0	.000	0	0	1-1	0	0	0	.000	
Totals	.309	44	1170	229	361	55	8	28	208	516	.441	109	10	153	4	.371	5	21	68-77	851	359	27	.978	
Opponents	.240	44	1059	129	254	39	5	17	119	354	.334	115	26	202	11	.325	14	21	37-43	830	343	48	.961	

LOB - Team (258), Opp (254). DPs turned - Team (17), Opp (9). CI - Team (0), Opp (2). IBB - Team (3), S. Halajian 1, J. Cody 1, A. Griffin 1. Picked off - C. Evans 1.

**(All games Sorted by Earned run avg)**

Player	era	w-l	app	gs	cg	sho	sv	ip	h	r	er	bb	so	2b	3b	hr	b/avg	wp	hp	bks	sfa	sha
4 Katelyn Cochran	0.59	1-0	9	1	1	1/0	2	23.2	15	2	2	5	17	1	0	1	.185	1	4	0	1	1
66 Sarah Willis	2.47	8-7	23	17	7	1/0	2	99.0	82	40	35	41	87	11	1	4	.223	16	6	0	5	6
18 Kaitlyn Felton	2.55	10-4	17	14	4	2/1	1	71.1	72	30	26	29	51	11	0	6	.263	2	7	0	3	6
55 Grace Jewell	3.10	3-2	18	3	0	0/0	1	29.1	31	16	13	14	15	9	0	1	.279	3	1	0	2	4
6 Angelina DeVoe	3.23	2-1	17	0	0	0/0	1	26.0	19	12	12	4	13	2	2	1	.213	0	4	0	3	3
98 Sona Halajian	5.05	2-3	12	7	0	0/0	0	26.1	23	22	19	18	14	3	0	2	.230	7	1	0	0	1
25 Ava Justman	5.88	0-1	8	2	0	0/1	1	8.1	12	7	7	4	5	2	2	2	.324	0	3	0	0	0
Totals	2.81	26-18	44	44	12	5/1	8	284.0	254	129	114	115	202	39	5	17	.240	29	26	0	14	21
Opponents	5.24	18-26	44	44	16	6/0	2	276.2	361	229	207	109	153	55	8	28	.309	29	10	0	5	21

PB - Team (8), A. Griffin 6, C. Frier 1, J. Cody 1, Opp (4). Pickoffs - Team (0), Opp (1). SBA/ATT - A. Griffin (20-23), S. Willis (21-23), J. Cody (8-9), K. Felton (7-8), K. Strott (6-7), C. Frier (3-4), G. Jewell (3-4), S. Halajian (2-3), K. Cochran (1-2), A. Justman (2-2), A. DeVoe (1-1).



**2024 BIG 12 CONFERENCE STATS**
**2024 UCF Softball  
Conference statistics for UCF (as of Apr 24, 2024)  
(Big 12 games only Sorted by Batting avg)**

Record: 10-11 Home: 5-4 Away: 5-7 Big 12: 10-11

Player	avg	gp-gs	ab	r	h	2b	3b	hr	rbi	tb	slg%	bb	hp	so	gdp	ob%	sf	sh	sb-att	po	a	e	fld%
20 Katie Burge	.467	21-4	15	5	7	1	0	0	0	8	.533	0	1	1	0	.500	0	1	1-2	10	2	2	.857
22 Kennedy Searcy	.364	10-3	11	0	4	0	0	0	4	4	.364	3	0	1	0	.500	0	0	0-0	1	0	0	1.000
46 Shannon Doherty	.333	21-18	45	8	15	0	0	0	4	15	.333	12	2	6	0	.492	0	4	2-2	129	7	1	.993
66 Sarah Willis	.333	15-10	24	1	8	0	0	0	3	8	.333	3	0	6	0	.407	0	1	0-0	4	17	0	1.000
7 Johneisha Rowe	.326	21-20	43	12	14	0	0	0	1	14	.326	7	0	3	0	.420	0	4	8-8	10	0	1	.909
44 Stormy Kotzelnick	.322	20-19	59	5	19	5	0	1	7	27	.458	2	1	9	0	.355	0	0	0-0	4	0	0	1.000
27 Ashleigh Griffin	.297	17-14	37	6	11	3	0	4	12	26	.703	6	0	6	0	.395	0	1	0-0	51	3	1	.982
8 Sierra Humphreys	.289	19-14	45	4	13	3	0	1	10	19	.422	1	0	12	0	.298	1	1	1-1	11	28	3	.929
2 Samantha Rey	.286	15-8	21	4	6	0	0	0	1	6	.286	1	0	0	1	.318	0	0	0-0	12	4	1	.941
1 Jasmine Williams	.271	21-19	48	9	13	3	0	1	2	19	.396	2	0	3	0	.300	0	0	5-5	25	40	6	.915
12 Chloe Evans	.264	21-21	72	10	19	5	0	2	14	30	.417	3	0	11	0	.293	0	0	2-3	31	3	1	.971
98 Sona Halajian	.240	16-6	25	3	6	2	0	2	9	14	.560	0	1	4	1	.269	0	0	0-0	0	0	0	.000
17 Jada Cody	.230	20-20	61	9	14	3	1	2	11	25	.410	8	1	2	0	.324	1	0	0-0	62	31	1	.989
3 Aubrey Evans	.216	19-19	51	6	11	2	0	0	4	13	.255	6	1	7	0	.310	0	1	0-0	41	39	0	1.000
24 Savannah Adams	.214	12-1	14	2	3	0	0	1	2	6	.429	0	0	3	0	.214	0	0	0-0	0	0	0	.000
26 Samantha Delhoyo	.000	15-0	0	4	0	0	0	0	0	0	.000	1	0	0	0	1.000	0	0	0-1	5	0	0	1.000
-----																							
35 Carson Frier	.000	5-2	0	0	0	0	0	0	0	0	.000	0	0	0	0	.000	0	0	0-0	9	1	0	1.000
42 Alexis Morgan	.000	4-0	0	2	0	0	0	0	0	0	.000	0	0	0	0	.000	0	0	1-1	0	0	0	.000
16 Kiley Strott	.000	6-1	0	0	0	0	0	0	0	0	.000	0	0	0	0	.000	0	0	0-0	9	0	1	.900
Totals	.285	21	571	90	163	27	1	14	84	234	.410	55	7	74	2	.354	2	13	20-23	416	185	18	.971
Opponents	.254	21	527	69	134	19	2	12	64	193	.366	58	13	95	8	.339	6	12	21-25	425	185	21	.967

LOB - Team (133), Opp (130). DPs turned - Team (11), Opp (5). IBB - Team (2), A. Griffin 1, J. Cody 1. Picked off - C. Evans 1.

**(Big 12 games only Sorted by Earned run avg)**

Player	era	w-l	app	gs	cg	sho	sv	ip	h	r	er	bb	so	2b	3b	hr	b/avg	wp	hp	bk	sfa	sha
4 Katelyn Cochran	0.43	0-0	6	0	0	0/0	2	16.1	12	1	1	3	10	1	0	0	.211	1	4	0	0	1
55 Grace Jewell	2.44	1-1	8	0	0	0/0	0	14.1	12	7	5	5	7	5	0	0	.226	1	1	0	1	2
66 Sarah Willis	2.49	4-4	13	11	6	1/0	1	56.1	43	23	20	26	45	5	1	4	.209	9	2	0	2	2
18 Kaitlyn Felton	3.09	4-2	8	7	2	1/0	0	31.2	39	18	14	15	23	3	0	4	.302	2	3	0	1	4
6 Angelina DeVoe	4.67	1-1	7	0	0	0/0	0	9.0	13	6	6	2	5	1	1	1	.371	0	2	0	2	2
25 Ava Justman	7.00	0-0	2	0	0	0/0	0	2.0	3	2	2	0	0	1	0	1	.333	0	1	0	0	0
98 Sona Halajian	8.25	0-3	6	3	0	0/0	0	9.1	12	12	11	7	5	3	0	2	.316	3	0	0	0	1
Totals	2.97	10-11	21	21	8	2/0	3	139.0	134	69	59	58	95	19	2	12	.254	16	13	0	6	12
Opponents	4.15	11-10	21	21	9	5/0	1	141.2	163	90	84	55	74	27	1	14	.285	11	7	0	2	13

PB - Team (4), A. Griffin 3, C. Frier 1, Opp (2). Pickoffs - Team (0), Opp (1). SBA/ATT - S. Willis (14-16), A. Griffin (12-14), K. Felton (6-6), K. Strott (5-5), J. Cody (3-4), C. Frier (1-2), S. Halajian (1-1), K. Cochran (0-1), G. Jewell (0-1).

2024 **BATTING LEADERS**

**2024 UCF Softball  
Batting Leaders for UCF (as of Apr 24, 2024)  
(All games)**

Hitting minimums - 4 Games 1 AB 1.0 AB/Game 2.0 TPA/Game  
Pitching minimums - 1 Games 1 IP 1 Decisions 1.0 IP/Game

<b>Batting avg</b>		<b>Slugging pct</b>		<b>On base pct</b>	
1. 7 Johneisha Rowe .377		1. 17 Jada Cody .565		1. 7 Johneisha Rowe .426	
2. 8 Sierra Humphreys .369		2. 27 Ashleigh Griffin .532		2. 8 Sierra Humphreys .400	
3. 17 Jada Cody .333		3. 8 Sierra Humphreys .524		3. 46 Shannon Doherty .398	
4. 12 Chloe Evans .315		4. 12 Chloe Evans .497		4. 17 Jada Cody .382	
5. 46 Shannon Doherty .295		5. 44 Stormy Kotzelnick .393		5. 27 Ashleigh Griffin .378	
<b>Runs scored</b>		<b>Hits</b>		<b>Runs batted in</b>	
1. 7 Johneisha Rowe 33		1. 17 Jada Cody 46		1. 12 Chloe Evans 31	
2. 12 Chloe Evans 29		2. 12 Chloe Evans 45		2. 46 Shannon Doherty 24	
3. 17 Jada Cody 25		3. 7 Johneisha Rowe 40		8 Sierra Humphreys 24	
4. 3 Aubrey Evans 19		4. 46 Shannon Doherty 31		4. 17 Jada Cody 23	
5. 2 tied at..... 16		8 Sierra Humphreys 31		5. 27 Ashleigh Griffin 21	
<b>Doubles</b>		<b>Triples</b>		<b>Home runs</b>	
1. 12 Chloe Evans 9		1. 17 Jada Cody 4		1. 17 Jada Cody 5	
17 Jada Cody 9		2. 2 Samantha Rey 1		12 Chloe Evans 5	
3. 44 Stormy Kotzelnick 8		20 Katie Burge 1		3. 27 Ashleigh Griffin 4	
4. 27 Ashleigh Griffin 7		8 Sierra Humphreys 1		4. 98 Sona Halajian 3	
5. 2 tied at..... 5		12 Chloe Evans 1		5. 4 tied at..... 2	
<b>Total bases</b>		<b>Walks</b>		<b>Hit by pitch</b>	
1. 17 Jada Cody 78		1. 46 Shannon Doherty 16		1. 98 Sona Halajian 2	
2. 12 Chloe Evans 71		2. 3 Aubrey Evans 14		46 Shannon Doherty 2	
3. 8 Sierra Humphreys 44		3. 27 Ashleigh Griffin 11		3. 6 tied at... 1	
4. 27 Ashleigh Griffin 42		17 Jada Cody 11			
44 Stormy Kotzelnick 42		5. 2 tied at..... 9			
<b>Sac bunts</b>		<b>Sac flies</b>		<b>Stolen bases</b>	
1. 46 Shannon Doherty 6		1. 17 Jada Cody 2		1. 7 Johneisha Rowe 19	
2. 7 Johneisha Rowe 4		2. 8 Sierra Humphreys 1		2. 8 Sierra Humphreys 7	
3. 17 Jada Cody 3		22 Kennedy Searcy 1		1 Jasmine Williams 7	
4. 3 Aubrey Evans 2		66 Sarah Willis 1		12 Chloe Evans 7	
5. 6 tied at..... 1				5. 3 tied at..... 4	
<b>Caught stealing</b>		<b>Steal attempts</b>		<b>Stolen base pct</b>	
1. 20 Katie Burge 2		1. 7 Johneisha Rowe 20		1. 17 Jada Cody 1.000	
12 Chloe Evans 2		2. 12 Chloe Evans 9		3 Aubrey Evans 1.000	
2 Samantha Rey 2		3. 1 Jasmine Williams 8		44 Stormy Kotzelnick 1.000	
4. 3 tied at..... 1		4. 8 Sierra Humphreys 7		46 Shannon Doherty 1.000	
		5. 26 Samantha Delhoyo 5		8 Sierra Humphreys 1.000	
<b>Strikeouts</b>		<b>Grounded into DP</b>		<b>Total plate appearances</b>	
1. 12 Chloe Evans 21		1. 46 Shannon Doherty 1		1. 17 Jada Cody 155	
2. 8 Sierra Humphreys 19		2 Samantha Rey 1		2. 12 Chloe Evans 153	
3. 44 Stormy Kotzelnick 16		98 Sona Halajian 1		3. 46 Shannon Doherty 129	
4. 27 Ashleigh Griffin 13		7 Johneisha Rowe 1		4. 3 Aubrey Evans 127	
46 Shannon Doherty 13				5. 7 Johneisha Rowe 121	
<b>At bats</b>		<b>Games played</b>		<b>Game starts</b>	
1. 12 Chloe Evans 143		1. 12 Chloe Evans 44		1. 12 Chloe Evans 44	
2. 17 Jada Cody 138		46 Shannon Doherty 44		2. 17 Jada Cody 43	
3. 3 Aubrey Evans 110		7 Johneisha Rowe 44		3. 7 Johneisha Rowe 42	
4. 44 Stormy Kotzelnick 107		4. 17 Jada Cody 43		4. 46 Shannon Doherty 40	
5. 7 Johneisha Rowe 106		5. 3 Aubrey Evans 40		3 Aubrey Evans 40	
<b>Games as sub</b>					
1. 26 Samantha Delhoyo 32					
2. 20 Katie Burge 30					
3. 24 Savannah Adams 20					
4. 98 Sona Halajian 16					
2 Samantha Rey 16					

**2024 PITCHING LEADERS**
**2024 UCF Softball  
Pitching Leaders for UCF (as of Apr 24, 2024)  
(All games)**

 Hitting minimums - 4 Games 1 AB 1.0 AB/Game 2.0 TPA/Game  
 Pitching minimums - 1 Games 1 IP 1 Decisions 1.0 IP/Game

<table border="0"> <thead> <tr> <th colspan="2"><b>Earned run avg</b></th> </tr> </thead> <tbody> <tr> <td>1. 66 Sarah Willis</td> <td>2.47</td> </tr> <tr> <td>2. 18 Kaitlyn Felton</td> <td>2.55</td> </tr> </tbody> </table>	<b>Earned run avg</b>		1. 66 Sarah Willis	2.47	2. 18 Kaitlyn Felton	2.55	<table border="0"> <thead> <tr> <th colspan="2"><b>Opposing bat avg</b></th> </tr> </thead> <tbody> <tr> <td>1. 66 Sarah Willis</td> <td>.223</td> </tr> <tr> <td>2. 18 Kaitlyn Felton</td> <td>.263</td> </tr> </tbody> </table>	<b>Opposing bat avg</b>		1. 66 Sarah Willis	.223	2. 18 Kaitlyn Felton	.263	<table border="0"> <thead> <tr> <th colspan="2"><b>Won-loss pct</b></th> </tr> </thead> <tbody> <tr> <td>1. 18 Kaitlyn Felton</td> <td>.714</td> </tr> <tr> <td>2. 66 Sarah Willis</td> <td>.533</td> </tr> </tbody> </table>	<b>Won-loss pct</b>		1. 18 Kaitlyn Felton	.714	2. 66 Sarah Willis	.533																		
<b>Earned run avg</b>																																						
1. 66 Sarah Willis	2.47																																					
2. 18 Kaitlyn Felton	2.55																																					
<b>Opposing bat avg</b>																																						
1. 66 Sarah Willis	.223																																					
2. 18 Kaitlyn Felton	.263																																					
<b>Won-loss pct</b>																																						
1. 18 Kaitlyn Felton	.714																																					
2. 66 Sarah Willis	.533																																					
<table border="0"> <thead> <tr> <th colspan="2"><b>Wins</b></th> </tr> </thead> <tbody> <tr> <td>1. 18 Kaitlyn Felton</td> <td>10</td> </tr> <tr> <td>2. 66 Sarah Willis</td> <td>8</td> </tr> <tr> <td>3. 55 Grace Jewell</td> <td>3</td> </tr> <tr> <td>4. 6 Angelina DeVoe</td> <td>2</td> </tr> <tr> <td>98 Sona Halajian</td> <td>2</td> </tr> </tbody> </table>	<b>Wins</b>		1. 18 Kaitlyn Felton	10	2. 66 Sarah Willis	8	3. 55 Grace Jewell	3	4. 6 Angelina DeVoe	2	98 Sona Halajian	2	<table border="0"> <thead> <tr> <th colspan="2"><b>Losses</b></th> </tr> </thead> <tbody> <tr> <td>1. 66 Sarah Willis</td> <td>7</td> </tr> <tr> <td>2. 18 Kaitlyn Felton</td> <td>4</td> </tr> <tr> <td>3. 98 Sona Halajian</td> <td>3</td> </tr> <tr> <td>4. 55 Grace Jewell</td> <td>2</td> </tr> <tr> <td>5. 2 tied at.....</td> <td>1</td> </tr> </tbody> </table>	<b>Losses</b>		1. 66 Sarah Willis	7	2. 18 Kaitlyn Felton	4	3. 98 Sona Halajian	3	4. 55 Grace Jewell	2	5. 2 tied at.....	1	<table border="0"> <thead> <tr> <th colspan="2"><b>Saves</b></th> </tr> </thead> <tbody> <tr> <td>1. 66 Sarah Willis</td> <td>2</td> </tr> <tr> <td>4 Katelyn Cochran</td> <td>2</td> </tr> <tr> <td>3. 4 tied at.....</td> <td>1</td> </tr> </tbody> </table>	<b>Saves</b>		1. 66 Sarah Willis	2	4 Katelyn Cochran	2	3. 4 tied at.....	1				
<b>Wins</b>																																						
1. 18 Kaitlyn Felton	10																																					
2. 66 Sarah Willis	8																																					
3. 55 Grace Jewell	3																																					
4. 6 Angelina DeVoe	2																																					
98 Sona Halajian	2																																					
<b>Losses</b>																																						
1. 66 Sarah Willis	7																																					
2. 18 Kaitlyn Felton	4																																					
3. 98 Sona Halajian	3																																					
4. 55 Grace Jewell	2																																					
5. 2 tied at.....	1																																					
<b>Saves</b>																																						
1. 66 Sarah Willis	2																																					
4 Katelyn Cochran	2																																					
3. 4 tied at.....	1																																					
<table border="0"> <thead> <tr> <th colspan="2"><b>Innings pitched</b></th> </tr> </thead> <tbody> <tr> <td>1. 66 Sarah Willis</td> <td>99.0</td> </tr> <tr> <td>2. 18 Kaitlyn Felton</td> <td>71.1</td> </tr> </tbody> </table>	<b>Innings pitched</b>		1. 66 Sarah Willis	99.0	2. 18 Kaitlyn Felton	71.1	<table border="0"> <thead> <tr> <th colspan="2"><b>Batters struck out</b></th> </tr> </thead> <tbody> <tr> <td>1. 66 Sarah Willis</td> <td>87</td> </tr> <tr> <td>2. 18 Kaitlyn Felton</td> <td>51</td> </tr> <tr> <td>3. 4 Katelyn Cochran</td> <td>17</td> </tr> <tr> <td>4. 55 Grace Jewell</td> <td>15</td> </tr> <tr> <td>5. 98 Sona Halajian</td> <td>14</td> </tr> </tbody> </table>	<b>Batters struck out</b>		1. 66 Sarah Willis	87	2. 18 Kaitlyn Felton	51	3. 4 Katelyn Cochran	17	4. 55 Grace Jewell	15	5. 98 Sona Halajian	14	<table border="0"> <thead> <tr> <th colspan="2"><b>Appearances</b></th> </tr> </thead> <tbody> <tr> <td>1. 66 Sarah Willis</td> <td>23</td> </tr> <tr> <td>2. 55 Grace Jewell</td> <td>18</td> </tr> <tr> <td>3. 6 Angelina DeVoe</td> <td>17</td> </tr> <tr> <td>18 Kaitlyn Felton</td> <td>17</td> </tr> <tr> <td>5. 98 Sona Halajian</td> <td>12</td> </tr> </tbody> </table>	<b>Appearances</b>		1. 66 Sarah Willis	23	2. 55 Grace Jewell	18	3. 6 Angelina DeVoe	17	18 Kaitlyn Felton	17	5. 98 Sona Halajian	12						
<b>Innings pitched</b>																																						
1. 66 Sarah Willis	99.0																																					
2. 18 Kaitlyn Felton	71.1																																					
<b>Batters struck out</b>																																						
1. 66 Sarah Willis	87																																					
2. 18 Kaitlyn Felton	51																																					
3. 4 Katelyn Cochran	17																																					
4. 55 Grace Jewell	15																																					
5. 98 Sona Halajian	14																																					
<b>Appearances</b>																																						
1. 66 Sarah Willis	23																																					
2. 55 Grace Jewell	18																																					
3. 6 Angelina DeVoe	17																																					
18 Kaitlyn Felton	17																																					
5. 98 Sona Halajian	12																																					
<table border="0"> <thead> <tr> <th colspan="2"><b>Games started</b></th> </tr> </thead> <tbody> <tr> <td>1. 66 Sarah Willis</td> <td>17</td> </tr> <tr> <td>2. 18 Kaitlyn Felton</td> <td>14</td> </tr> <tr> <td>3. 98 Sona Halajian</td> <td>7</td> </tr> <tr> <td>4. 55 Grace Jewell</td> <td>3</td> </tr> <tr> <td>5. 25 Ava Justman</td> <td>2</td> </tr> </tbody> </table>	<b>Games started</b>		1. 66 Sarah Willis	17	2. 18 Kaitlyn Felton	14	3. 98 Sona Halajian	7	4. 55 Grace Jewell	3	5. 25 Ava Justman	2	<table border="0"> <thead> <tr> <th colspan="2"><b>Games finished</b></th> </tr> </thead> <tbody> <tr> <td>1. 55 Grace Jewell</td> <td>8</td> </tr> <tr> <td>2. 6 Angelina DeVoe</td> <td>7</td> </tr> <tr> <td>3. 66 Sarah Willis</td> <td>5</td> </tr> <tr> <td>4 Katelyn Cochran</td> <td>5</td> </tr> <tr> <td>5. 2 tied at.....</td> <td>3</td> </tr> </tbody> </table>	<b>Games finished</b>		1. 55 Grace Jewell	8	2. 6 Angelina DeVoe	7	3. 66 Sarah Willis	5	4 Katelyn Cochran	5	5. 2 tied at.....	3	<table border="0"> <thead> <tr> <th colspan="2"><b>Games in relief</b></th> </tr> </thead> <tbody> <tr> <td>1. 6 Angelina DeVoe</td> <td>17</td> </tr> <tr> <td>2. 55 Grace Jewell</td> <td>15</td> </tr> <tr> <td>3. 4 Katelyn Cochran</td> <td>8</td> </tr> <tr> <td>4. 66 Sarah Willis</td> <td>6</td> </tr> <tr> <td>25 Ava Justman</td> <td>6</td> </tr> </tbody> </table>	<b>Games in relief</b>		1. 6 Angelina DeVoe	17	2. 55 Grace Jewell	15	3. 4 Katelyn Cochran	8	4. 66 Sarah Willis	6	25 Ava Justman	6
<b>Games started</b>																																						
1. 66 Sarah Willis	17																																					
2. 18 Kaitlyn Felton	14																																					
3. 98 Sona Halajian	7																																					
4. 55 Grace Jewell	3																																					
5. 25 Ava Justman	2																																					
<b>Games finished</b>																																						
1. 55 Grace Jewell	8																																					
2. 6 Angelina DeVoe	7																																					
3. 66 Sarah Willis	5																																					
4 Katelyn Cochran	5																																					
5. 2 tied at.....	3																																					
<b>Games in relief</b>																																						
1. 6 Angelina DeVoe	17																																					
2. 55 Grace Jewell	15																																					
3. 4 Katelyn Cochran	8																																					
4. 66 Sarah Willis	6																																					
25 Ava Justman	6																																					
<table border="0"> <thead> <tr> <th colspan="2"><b>Wild pitches</b></th> </tr> </thead> <tbody> <tr> <td>1. 66 Sarah Willis</td> <td>16</td> </tr> <tr> <td>2. 98 Sona Halajian</td> <td>7</td> </tr> <tr> <td>3. 55 Grace Jewell</td> <td>3</td> </tr> <tr> <td>4. 18 Kaitlyn Felton</td> <td>2</td> </tr> <tr> <td>5. 4 Katelyn Cochran</td> <td>1</td> </tr> </tbody> </table>	<b>Wild pitches</b>		1. 66 Sarah Willis	16	2. 98 Sona Halajian	7	3. 55 Grace Jewell	3	4. 18 Kaitlyn Felton	2	5. 4 Katelyn Cochran	1	<table border="0"> <thead> <tr> <th colspan="2"><b>Balks</b></th> </tr> </thead> <tbody> </tbody> </table>	<b>Balks</b>		<table border="0"> <thead> <tr> <th colspan="2"><b>Hit batters</b></th> </tr> </thead> <tbody> <tr> <td>1. 18 Kaitlyn Felton</td> <td>7</td> </tr> <tr> <td>2. 66 Sarah Willis</td> <td>6</td> </tr> <tr> <td>3. 4 Katelyn Cochran</td> <td>4</td> </tr> <tr> <td>6 Angelina DeVoe</td> <td>4</td> </tr> <tr> <td>5. 25 Ava Justman</td> <td>3</td> </tr> </tbody> </table>	<b>Hit batters</b>		1. 18 Kaitlyn Felton	7	2. 66 Sarah Willis	6	3. 4 Katelyn Cochran	4	6 Angelina DeVoe	4	5. 25 Ava Justman	3										
<b>Wild pitches</b>																																						
1. 66 Sarah Willis	16																																					
2. 98 Sona Halajian	7																																					
3. 55 Grace Jewell	3																																					
4. 18 Kaitlyn Felton	2																																					
5. 4 Katelyn Cochran	1																																					
<b>Balks</b>																																						
<b>Hit batters</b>																																						
1. 18 Kaitlyn Felton	7																																					
2. 66 Sarah Willis	6																																					
3. 4 Katelyn Cochran	4																																					
6 Angelina DeVoe	4																																					
5. 25 Ava Justman	3																																					
<table border="0"> <thead> <tr> <th colspan="2"><b>Intentional BB allowed</b></th> </tr> </thead> <tbody> </tbody> </table>	<b>Intentional BB allowed</b>		<table border="0"> <thead> <tr> <th colspan="2"><b>Runners picked off</b></th> </tr> </thead> <tbody> </tbody> </table>	<b>Runners picked off</b>		<table border="0"> <thead> <tr> <th colspan="2"><b>Batters SO out looking</b></th> </tr> </thead> <tbody> <tr> <td>1. 66 Sarah Willis</td> <td>32</td> </tr> <tr> <td>2. 18 Kaitlyn Felton</td> <td>8</td> </tr> <tr> <td>3. 6 Angelina DeVoe</td> <td>5</td> </tr> <tr> <td>4. 4 Katelyn Cochran</td> <td>4</td> </tr> <tr> <td>98 Sona Halajian</td> <td>4</td> </tr> </tbody> </table>	<b>Batters SO out looking</b>		1. 66 Sarah Willis	32	2. 18 Kaitlyn Felton	8	3. 6 Angelina DeVoe	5	4. 4 Katelyn Cochran	4	98 Sona Halajian	4																				
<b>Intentional BB allowed</b>																																						
<b>Runners picked off</b>																																						
<b>Batters SO out looking</b>																																						
1. 66 Sarah Willis	32																																					
2. 18 Kaitlyn Felton	8																																					
3. 6 Angelina DeVoe	5																																					
4. 4 Katelyn Cochran	4																																					
98 Sona Halajian	4																																					
<table border="0"> <thead> <tr> <th colspan="2"><b>Sac bunts allowed</b></th> </tr> </thead> <tbody> <tr> <td>1. 18 Kaitlyn Felton</td> <td>6</td> </tr> <tr> <td>66 Sarah Willis</td> <td>6</td> </tr> <tr> <td>3. 55 Grace Jewell</td> <td>4</td> </tr> <tr> <td>4. 6 Angelina DeVoe</td> <td>3</td> </tr> <tr> <td>5. 2 tied at.....</td> <td>1</td> </tr> </tbody> </table>	<b>Sac bunts allowed</b>		1. 18 Kaitlyn Felton	6	66 Sarah Willis	6	3. 55 Grace Jewell	4	4. 6 Angelina DeVoe	3	5. 2 tied at.....	1	<table border="0"> <thead> <tr> <th colspan="2"><b>Sac flies allowed</b></th> </tr> </thead> <tbody> <tr> <td>1. 66 Sarah Willis</td> <td>5</td> </tr> <tr> <td>2. 18 Kaitlyn Felton</td> <td>3</td> </tr> <tr> <td>6 Angelina DeVoe</td> <td>3</td> </tr> <tr> <td>4. 55 Grace Jewell</td> <td>2</td> </tr> <tr> <td>5. 4 Katelyn Cochran</td> <td>1</td> </tr> </tbody> </table>	<b>Sac flies allowed</b>		1. 66 Sarah Willis	5	2. 18 Kaitlyn Felton	3	6 Angelina DeVoe	3	4. 55 Grace Jewell	2	5. 4 Katelyn Cochran	1	<table border="0"> <thead> <tr> <th colspan="2"><b>Hits allowed</b></th> </tr> </thead> <tbody> <tr> <td>1. 18 Kaitlyn Felton</td> <td>72</td> </tr> <tr> <td>2. 66 Sarah Willis</td> <td>82</td> </tr> </tbody> </table>	<b>Hits allowed</b>		1. 18 Kaitlyn Felton	72	2. 66 Sarah Willis	82						
<b>Sac bunts allowed</b>																																						
1. 18 Kaitlyn Felton	6																																					
66 Sarah Willis	6																																					
3. 55 Grace Jewell	4																																					
4. 6 Angelina DeVoe	3																																					
5. 2 tied at.....	1																																					
<b>Sac flies allowed</b>																																						
1. 66 Sarah Willis	5																																					
2. 18 Kaitlyn Felton	3																																					
6 Angelina DeVoe	3																																					
4. 55 Grace Jewell	2																																					
5. 4 Katelyn Cochran	1																																					
<b>Hits allowed</b>																																						
1. 18 Kaitlyn Felton	72																																					
2. 66 Sarah Willis	82																																					
<table border="0"> <thead> <tr> <th colspan="2"><b>Runs allowed</b></th> </tr> </thead> <tbody> <tr> <td>1. 18 Kaitlyn Felton</td> <td>30</td> </tr> <tr> <td>2. 66 Sarah Willis</td> <td>40</td> </tr> </tbody> </table>	<b>Runs allowed</b>		1. 18 Kaitlyn Felton	30	2. 66 Sarah Willis	40	<table border="0"> <thead> <tr> <th colspan="2"><b>Earned runs allowed</b></th> </tr> </thead> <tbody> <tr> <td>1. 18 Kaitlyn Felton</td> <td>26</td> </tr> <tr> <td>2. 66 Sarah Willis</td> <td>35</td> </tr> </tbody> </table>	<b>Earned runs allowed</b>		1. 18 Kaitlyn Felton	26	2. 66 Sarah Willis	35	<table border="0"> <thead> <tr> <th colspan="2"><b>Walks allowed</b></th> </tr> </thead> <tbody> <tr> <td>1. 18 Kaitlyn Felton</td> <td>29</td> </tr> <tr> <td>2. 66 Sarah Willis</td> <td>41</td> </tr> </tbody> </table>	<b>Walks allowed</b>		1. 18 Kaitlyn Felton	29	2. 66 Sarah Willis	41																		
<b>Runs allowed</b>																																						
1. 18 Kaitlyn Felton	30																																					
2. 66 Sarah Willis	40																																					
<b>Earned runs allowed</b>																																						
1. 18 Kaitlyn Felton	26																																					
2. 66 Sarah Willis	35																																					
<b>Walks allowed</b>																																						
1. 18 Kaitlyn Felton	29																																					
2. 66 Sarah Willis	41																																					
<table border="0"> <thead> <tr> <th colspan="2"><b>Doubles allowed</b></th> </tr> </thead> <tbody> <tr> <td>1. 18 Kaitlyn Felton</td> <td>11</td> </tr> <tr> <td>66 Sarah Willis</td> <td>11</td> </tr> </tbody> </table>	<b>Doubles allowed</b>		1. 18 Kaitlyn Felton	11	66 Sarah Willis	11	<table border="0"> <thead> <tr> <th colspan="2"><b>Triples allowed</b></th> </tr> </thead> <tbody> <tr> <td>1. 18 Kaitlyn Felton</td> <td>0</td> </tr> <tr> <td>2. 66 Sarah Willis</td> <td>1</td> </tr> </tbody> </table>	<b>Triples allowed</b>		1. 18 Kaitlyn Felton	0	2. 66 Sarah Willis	1	<table border="0"> <thead> <tr> <th colspan="2"><b>Home runs allowed</b></th> </tr> </thead> <tbody> <tr> <td>1. 66 Sarah Willis</td> <td>4</td> </tr> <tr> <td>2. 18 Kaitlyn Felton</td> <td>6</td> </tr> </tbody> </table>	<b>Home runs allowed</b>		1. 66 Sarah Willis	4	2. 18 Kaitlyn Felton	6																		
<b>Doubles allowed</b>																																						
1. 18 Kaitlyn Felton	11																																					
66 Sarah Willis	11																																					
<b>Triples allowed</b>																																						
1. 18 Kaitlyn Felton	0																																					
2. 66 Sarah Willis	1																																					
<b>Home runs allowed</b>																																						
1. 66 Sarah Willis	4																																					
2. 18 Kaitlyn Felton	6																																					



**2024 UCF Softball**  
**Season Game Highs for UCF (as of Apr 24, 2024)**  
**(All games)**

TEAM GAME HIGHS

Batting

At bats:	41	-	vs Wisconsin (Feb 16, 2024 at Clearwater, Fla.)
Runs scored:	21	-	vs Wisconsin (Feb 16, 2024 at Clearwater, Fla.)
Hits:	25	-	vs Wisconsin (Feb 16, 2024 at Clearwater, Fla.)
RBI's:	21	-	vs Wisconsin (Feb 16, 2024 at Clearwater, Fla.)
Doubles:	5	-	vs Wisconsin (Feb 16, 2024 at Clearwater, Fla.)
triples:	2	-	vs Princeton (Mar 02, 2024)
	2	-	vs North Florida (Apr 02, 2024)
Home runs:	4	-	vs Wisconsin (Feb 16, 2024 at Clearwater, Fla.)
Total bases:	42	-	vs Wisconsin (Feb 16, 2024 at Clearwater, Fla.)
Walks:	8	-	vs Kansas (Mar 09, 2024)
Strikeouts:	14	-	vs Tennessee (Feb 24, 2024 at Cathedral City, Cali)
Sac hits:	3	-	at Oklahoma State (Mar 15, 2024)
Sac flies:	1	-	(5 times )
Stolen bases:	7	-	vs Howard (Feb 08, 2024)
	7	-	vs Princeton (Mar 01, 2024)
Hit by pitch:	2	-	at Baylor (Apr 21, 2024)
Caught stealing:	1	-	(9 times )
Runners LOB:	14	-	vs Kansas (Mar 09, 2024)
Hit into DP:	1	-	(9 times )

Fielding

Putouts:	24	-	vs Kansas (Mar 09, 2024)
	24	-	vs BYU (Apr 06, 2024)
Assists:	14	-	vs Texas (Mar 23, 2024)
Errors:	3	-	at Baylor (Apr 21, 2024)
Passed balls:	1	-	(8 times )
DPs turned:	2	-	vs Seattle (Feb 09, 2024)
	2	-	vs Texas (Mar 22, 2024)
	2	-	at Texas Tech (Mar 29, 2024)

Pitching

Innings pitched:	8.0	-	vs Kansas (Mar 09, 2024)
	8.0	-	vs BYU (Apr 06, 2024)
Runs allowed:	10	-	at Oklahoma State (Mar 16, 2024)
Earned runs:	9	-	vs Wisconsin (Feb 16, 2024 at Clearwater, Fla.)
	9	-	at Oklahoma State (Mar 16, 2024)
Walks allowed:	7	-	vs North Florida (Apr 02, 2024)
Strikeouts:	9	-	vs Kansas (Mar 08, 2024)
	9	-	at Texas Tech (Mar 29, 2024)
Hits allowed:	16	-	at Texas Tech (Mar 29, 2024)
Doubles allowed:	4	-	at Texas Tech (Mar 28, 2024)
triples allowed:	1	-	(5 times )
Homers allowed:	3	-	at Texas Tech (Mar 29, 2024)
Wild pitches:	4	-	vs South Carolina (Mar 01, 2024)
Hit batters:	2	-	(5 times )

**2024 UCF Softball  
Season Game Highs for UCF (as of Apr 24, 2024)  
(All games)**

INDIVIDUAL GAME HIGHS

Batting

At bats:	6	-	Jada Cody vs Wisconsin (Feb 16, 2024 at Clearwater, Fla.)
Runs scored:	4	-	Johneisha Rowe vs Wisconsin (Feb 16, 2024 at Clearwater, Fla.)
	4	-	Samantha Rey vs Wisconsin (Feb 16, 2024 at Clearwater, Fla.)
Hits:	4	-	Johneisha Rowe vs Wisconsin (Feb 16, 2024 at Clearwater, Fla.)
	4	-	Jada Cody vs Wisconsin (Feb 16, 2024 at Clearwater, Fla.)
	4	-	Shannon Doherty vs Wisconsin (Feb 16, 2024 at Clearwater, Fla.)
RBI's:	5	-	Shannon Doherty vs Wisconsin (Feb 16, 2024 at Clearwater, Fla.)
	5	-	Sierra Humphreys vs Princeton (Mar 02, 2024)
	5	-	Sona Halajian at HOUSTON (Apr 13, 2024)
Doubles:	2	-	(5 times )
Triples:	1	-	(8 times )
Home runs:	1	-	(28 times )
Total bases:	9	-	Shannon Doherty vs Wisconsin (Feb 16, 2024 at Clearwater, Fla.)
Walks:	2	-	(15 times )
Strikeouts:	3	-	Chloe Evans vs Tennessee (Feb 24, 2024 at Cathedral City, Cali)
	3	-	Sierra Humphreys at Texas Tech (Mar 29, 2024)
Sac hits:	1	-	(21 times )
Sac flies:	1	-	(5 times )
Stolen bases:	2	-	(6 times )
Hit by pitch:	1	-	(10 times )
Caught stealing:	1	-	(9 times )
Runners LOB:	4	-	(7 times )

Fielding

Putouts:	12	-	Shannon Doherty vs BYU (Apr 04, 2024)
Assists:	6	-	Jasmine Williams vs Kansas (Mar 10, 2024)
Errors:	2	-	Jasmine Williams at Texas Tech (Mar 28, 2024)
Passed balls:	1	-	(8 times )

Pitching

Innings pitched:	8.0	-	Kaitlyn Felton vs Kansas (Mar 09, 2024)
Runs allowed:	5	-	Sarah Willis vs Missouri (Feb 23, 2024 at Cathedral City, Cali)
	5	-	Sarah Willis at Oklahoma State (Mar 17, 2024)
	5	-	Sona Halajian at Texas Tech (Mar 30, 2024)
Earned runs:	5	-	Sarah Willis vs Missouri (Feb 23, 2024 at Cathedral City, Cali)
Walks allowed:	4	-	(4 times )
Strikeouts:	9	-	Sarah Willis vs Kansas (Mar 08, 2024)
Hits allowed:	10	-	Kaitlyn Felton vs Kansas (Mar 09, 2024)
Doubles allowed:	2	-	(7 times )
Triples allowed:	1	-	(5 times )
Homers allowed:	2	-	Kaitlyn Felton at Oklahoma State (Mar 16, 2024)
	2	-	Kaitlyn Felton at Texas Tech (Mar 29, 2024)
Wild pitches:	3	-	Sarah Willis vs Tennessee (Feb 24, 2024 at Cathedral City, Cali)
Hit batters:	2	-	Kaitlyn Felton vs Kennesaw State (Mar 03, 2024)

2024 GAME RESULTS

**2024 UCF Softball**  
**Game Results for UCF (as of Apr 24, 2024)**  
**(All games)**

Date	Opponent	Score	Inns	Overall	Big 12	Pitcher of record	Attend	Time
Feb 08, 2024	HOWARD	w 10-2	5	1-0-0	0-0-0	A. DeVoe (W 1-0)	0	1:39
Feb 08, 2024	UCONN	w 9-1	5	2-0-0	0-0-0	S. Willis (W 1-0)	787	1:55
Feb 09, 2024	SEATTLE	w 5-0	7	3-0-0	0-0-0	K. Felton (W 1-0)	822	1:59
Feb 10, 2024	UCONN	L 2-3	7	3-1-0	0-0-0	G. Jewell (L 0-1)	856	1:48
Feb 11, 2024	GEORGIA STATE	w 7-2	7	4-1-0	0-0-0	S. Willis (W 2-0)	659	2:09
Feb 14, 2024	LIBERTY	w 7-5	7	5-1-0	0-0-0	K. Felton (W 2-0)	574	2:31
Feb 16, 2024	vs NORTH CAROLINA	L 1-2	7	5-2-0	0-0-0	S. Willis (L 2-1)	0	2:23
Feb 16, 2024	vs Wisconsin	w 21-9	6	6-2-0	0-0-0	K. Felton (W 3-0)	5325	2:57
3 Feb 22, 2024	vs #18 Mississippi State	L 1-2	7	6-3-0	0-0-0	K. Felton (L 3-1)	0	2:04
Feb 22, 2024	vs #23 Oregon	L 3-4	7	6-4-0	0-0-0	A. Justman (L 0-1)	0	2:33
Feb 23, 2024	vs #8 Missouri	L 1-5	7	6-5-0	0-0-0	S. Willis (L 2-2)	278	2:14
Feb 23, 2024	vs Oregon State	w 7-2	7	7-5-0	0-0-0	S. Halajian (W 1-0)	0	2:12
Feb 24, 2024	vs #5 Tennessee	L 0-3	7	7-6-0	0-0-0	K. Felton (L 3-2)	0	2:36
Feb 24, 2024	vs San Diego	w 4-3	7	8-6-0	0-0-0	G. Jewell (W 1-1)	0	1:55
Mar 01, 2024	PRINCETON	w 10-2	5	9-6-0	0-0-0	K. Felton (W 4-2)	0	1:48
Mar 01, 2024	#22 SOUTH CAROLINA	L 2-4	7	9-7-0	0-0-0	S. Willis (L 2-3)	829	2:28
Mar 02, 2024	PRINCETON	w 11-3	5	10-7-0	0-0-0	S. Willis (W 3-3)	720	1:51
Mar 03, 2024	KENNESAW STATE	w 4-1	7	11-7-0	0-0-0	K. Felton (W 5-2)	0	1:48
Mar 06, 2024	STETSON	w 4-2	7	12-7-0	0-0-0	G. Jewell (W 2-1)	652	1:54
* Mar 08, 2024	KANSAS	w 7-1	7	13-7-0	1-0-0	S. Willis (W 4-3)	617	2:15
* Mar 09, 2024	KANSAS	w 3-2 (8)	7	14-7-0	2-0-0	K. Felton (W 6-2)	574	2:41
* Mar 10, 2024	KANSAS	L 0-1	7	14-8-0	2-1-0	S. Halajian (L 1-1)	648	2:06
* Mar 15, 2024	at #4 Oklahoma State	L 0-2	7	14-9-0	2-2-0	S. Willis (L 4-4)	961	2:09
* Mar 16, 2024	at #4 Oklahoma State	L 4-10	7	14-10-0	2-3-0	A. DeVoe (L 1-1)	1347	2:34
* Mar 17, 2024	at #4 Oklahoma State	L 4-6	7	14-11-0	2-4-0	S. Willis (L 4-5)	1009	2:22
* Mar 22, 2024	#2 TEXAS	L 0-5	7	14-12-0	2-5-0	K. Felton (L 6-3)	665	2:10
* Mar 23, 2024	#2 TEXAS	L 2-4	7	14-13-0	2-6-0	G. Jewell (L 2-2)	671	2:04
* Mar 24, 2024	#2 TEXAS	L 1-3	7	14-14-0	2-7-0	S. Halajian (L 1-2)	659	2:07
* Mar 28, 2024	at Texas Tech	w 8-5	7	15-14-0	3-7-0	G. Jewell (W 3-2)	183	2:56
* Mar 29, 2024	at Texas Tech	w 12-9	7	16-14-0	4-7-0	A. DeVoe (W 2-1)	312	3:26
* Mar 30, 2024	at Texas Tech	L 4-5	7	16-15-0	4-8-0	S. Halajian (L 1-3)	363	2:28
Apr 02, 2024	NORTH FLORIDA-1	w 11-4	7	17-15-0	4-8-0	S. Willis (W 5-5)	-	2:43
Apr 02, 2024	NORTH FLORIDA-2	w 9-0	5	18-15-0	4-8-0	K. Cochran (W 1-0)	604	1:33
* Apr 04, 2024	BYU	w 3-2	7	19-15-0	5-8-0	S. Willis (W 6-5)	561	2:40
* Apr 05, 2024	BYU	w 9-4	7	20-15-0	6-8-0	K. Felton (W 7-3)	586	2:40
* Apr 06, 2024	BYU	w 5-4 (8)	7	21-15-0	7-8-0	K. Felton (W 8-3)	649	3:09
Apr 10, 2024	JACKSONVILLE	w 9-1	5	22-15-0	7-8-0	S. Halajian (W 2-3)	729	1:31
* Apr 12, 2024	at HOUSTON	w 9-0	6	23-15-0	8-8-0	S. Willis (W 7-5)	553	2:32
* Apr 13, 2024	at HOUSTON	w 11-0	5	24-15-0	9-8-0	K. Felton (W 9-3)	451	2:04
* Apr 14, 2024	at HOUSTON	w 7-2	7	25-15-0	10-8-0	S. Willis (W 8-5)	295	2:40
Apr 17, 2024	FLORIDA ATLANTIC	w 1-0	7	26-15-0	10-8-0	K. Felton (W 10-3)	883	1:38
* Apr 19, 2024	at Baylor	L 1-2	7	26-16-0	10-9-0	S. Willis (L 8-6)	814	2:00
* Apr 21, 2024	at Baylor-1	L 0-1	7	26-17-0	10-10-0	K. Felton (L 10-4)	-	2:26
* Apr 21, 2024	at Baylor-2	L 0-1	7	26-18-0	10-11-0	S. Willis (L 8-7)	860	1:55

( ) extra inning game




TV ROSTER



**#1 - Jasmine Williams**  
5th Yr. | SS | 5-6  
Mission Viejo, Calif.



**#2 - Samantha Rey**  
Fr. | INF | 5-2  
Salinas, Calif.



**#3 - Aubrey Evans**  
So. | INF | 5-5  
Apopka, Fla.



**#4 - Katelyn Cochran**  
So. | RHP | 5-8  
North Augusta, S.C.



**#6 - Angelina DeVoe**  
Sr. | LHP | 5-0  
Carson, Calif.



**#7 - Johneisha Rowe**  
5th Yr. | OF | 5-5  
Avon Park, Fla.



**#8 - Sierra Humphreys**  
Fr. | INF | 5-5  
Corona, Calif.



**#10 - Taylor Kittleman**  
Fr. | INF | 5-10  
Lancaster, Penn.



**#11 - Macy Miles**  
So. | UTL | 5-7  
Naples, Fla.



**#12 - Chloe Evans**  
Sr. | OF | 5-9  
Seymour, Wis.



**#16 - Kiley Strott**  
Fr. | C | 5-8  
Longwood, Fla.



**#17 - Jada Cody**  
5th Yr. | UTL | 5-9  
Murrieta, Calif.



**#18 - Kaitlyn Felton**  
Jr. | RHP | 5-8  
Valrico, Fla.



**#20 - Katie Burge**  
Sr. | UTL | 5-4  
Miami, Fla.



**#21 - Isabella Vega**  
Fr. | RHP | 5-5  
Bradenton, Fla.



**#22 - Kennedy Searcy**  
Sr. | UTL | 5-7  
Jacksonville, Fla.



**#24 - Savannah Adams**  
Jr. | UTL | 5-8  
La Mirada, Calif.



**#25 - Ava Justman**  
Jr. | LHP | 5-8  
Northridge, Calif.



**#26 - Samantha Delhoyo**  
Fr. | UTL | 5-10  
Flemington, N.J.



**#27 - Ashleigh Griffitt**  
R-So. | C | 5-7  
Newnan, Ga.



**#35 - Carson Frier**  
Jr. | C | 5-5  
Live Oak, Fla.



**#42 - Alexis Morgan**  
Fr. | OF | 5-4  
Centreville, Va.



**#44 - Stormy Kotzelnick**  
Jr. | UTL | 5-4  
Carmel, Ind.



**#46 - Shannon Doherty**  
5th Yr. | 1B | 5-8  
Coral Springs, Fla.



**#55 - Grace Jewell**  
Sr. | RHP | 6-1  
Chesapeake, Va.



**#66 - Sarah Willis**  
Sr. | RHP/OF | 5-7  
Ontario, Calif.




**#98 - Sona Halajian**  
5th Yr. | RHP/DP | 5-9  
San Anselmo, Calif.

*Coaching and Support Staff*




**Cindy Ball-Malone**  
Head Coach  
6th Season with UCF



**Becca Mueller**  
Assistant Coach  
1st Season with UCF



**Jenn Salling**  
Assistant Coach  
2nd Season with UCF



**Adam DeRusha**  
Assistant Coach  
3rd Season with UCF



**Cassidy Brewer**  
Director of Operations  
& Video Coordinator  
1st Season with UCF