



# RECORD BOOK

2024 UCF Football



**BIG 12 CONFERENCE**



TEAM RECORDS

Single Game

Most Rushing Attempts

UCF 64 Gardner-Webb, 9/5/92
Bethune-Cookman, 11/4/95
Both Teams 115 Navy, 11/10/18
Opponent 79 VMI, 9/25/82

Most Net Yards Rushing

UCF 461 Gardner-Webb, 9/5/92
Both Teams 674 Navy, 11/10/18
Opponent 495 Carson-Newman, 11/6/82

Highest Average Per Rush

UCF 8.5 Kent State, 9/1/23
Opponent 8.9 Memphis, 12/1/18

Most Touchdowns Rushing

UCF 8 Charleston Southern, 9/3/11
Both Teams 10 VMI, 9/25/82
Opponent 10 Memphis, 12/1/18
Opponent 10 VMI, 9/25/82

Single Season

Most Rushing Attempts

UCF 670 2007
Opponent 576 2016

Most Rushing Yards

UCF 3,448 2018
Opponent 2,890 2018

Most Rushing Yards Per Game

UCF 265.2 2018
Opponent 231.3 1985

Most Rushing Touchdowns

UCF 43 2018
Opponent 30 1984, '85

Highest Average Yards Per Rush

UCF 5.8 2018
Opponent 4.9 1988, 2005, 2023

Fewest Rushing Attempts

UCF 283 1979
Opponent 347 2011

Fewest Rushing Yards

UCF 334 1982
Opponent 1,076 2009

Fewest Rushing Yards Per Game

UCF 33.4 1982
Opponent 82.8 2009

Fewest Rushing Touchdowns

UCF 4 2015
Opponent 9 1981, '89, '10, '11

Lowest Average Yards Per Rush

UCF 1.2 1982
Opponent 2.6 2009

INDIVIDUAL RECORDS

RUSHING ATTEMPTS

Game

1. Kevin Smith 46 11/24/07
2. Kevin Smith 43 10/28/07
3. Brynn Harvey 42 10/3/09
4. Kevin Smith 41 11/10/07
5. Marquette Smith 39 11/4/95
Kevin Smith 39 12/1/07
7. Isaiah Bowser 35 12/23/21
Marquette Smith 35 10/7/95
Kevin Smith 35 9/1/07
Kevin Smith 35 12/29/07
Brynn Harvey 35 11/14/09

Season

1. Kevin Smith \*450 2007
2. Marquette Smith 274 1995
3. Brynn Harvey 261 2009
4. Kevin Smith 249 2005
5. Willie English 236 1991
6. RJ Harvey 226 2023
7. Alex Haynes 215 2004
8. Storm Johnson 213 2013
9. Kevin Smith 206 2006
10. Alex Haynes 204 2002

\* NCAA FBS Record

Career

1. Kevin Smith 905 2005-07
2. Alex Haynes 742 2001-04
3. Willie English 606 1989-91, '93
4. Brynn Harvey 571 2008-12
5. Elgin Davis 485 1983-86
6. Marquette Smith 468 1994-95
7. Daunte Culpepper 456 1995-98
8. Latavius Murray 453 2008, '10-12
9. Mark Giaccone 452 1987, '89-90
10. Adrian Killins Jr. 406 2016-19
Greg McCrae 406 2017-20

RUSHING YARDS BY A QUARTERBACK

Game

1. John Rhys Plumlee 176 11/12/22
2. John Rhys Plumlee 133 11/26/22
3. Vic Penn 122 11/13/99
4. John Rhys Plumlee 121 9/17/22
5. Darriel Mack Jr. 120 10/20/18
6. McKenzie Milton 116 1/1/18
7. Jeff Godfrey 105 11/5/10
8. John Rhys Plumlee 100 9/24/22
John Rhys Plumlee 100 9/1/22
10. Jeff Godfrey 99 9/25/10

Season

1. John Rhys Plumlee 862 2022
2. McKenzie Milton 613 2017
3. Jeff Godfrey 566 2010
4. John Rhys Plumlee 505 2023
5. Daunte Culpepper 463 1998

Career

1. John Rhys Plumlee 1,367 2022-23
2. McKenzie Milton 1,078 2016-18
3. Daunte Culpepper 1,020 1995-98
4. Jeff Godfrey 971 2010-11

RUSHING YARDS

Game

1. Kevin Smith 320 11/10/07
2. Kevin Smith 284 12/1/07
3. Willie English 242 10/5/91
4. Latavius Murray 233 1/25/11
5. Marquette Smith 225 10/28/95
6. Kevin Smith 223 9/29/07
7. Brynn Harvey 219 0/3/09
Kevin Smith 219 11/24/07
9. Kevin Smith 217 9/1/07
10. RJ Harvey 206 11/11/23
Greg McCrae 206 12/1/18

Season

1. Kevin Smith \*2,567 2007
2. Marquette Smith 1,511 1995
3. RJ Harvey 1,416 2023
4. Willie English 1,338 1991
5. Greg McCrae 1,182 2018
6. Kevin Smith 1,178 2005
7. Gerod Davis 1,154 1992
8. Storm Johnson 1,139 2013
9. Brynn Harvey 1,109 2009
10. Latavius Murray 1,106 2012

\* Third-highest in FBS history

Career

1. Kevin Smith 4,679 2005-07
2. Alex Haynes 3,359 2001-04
3. Willie English 3,131 1989-93
4. Greg McCrae 2,620 2017-20
5. Marquette Smith 2,569 1994-95
6. RJ Harvey 2,483 2020-pres.
7. Adrian Killins Jr. 2,459 2016-19
8. Brynn Harvey 2,451 2008-12
9. Latavius Murray 2,424 2008-12
10. Otis Anderson 2,182 2017-20

LONGEST RUN FROM SCRIMMAGE

1. Adrian Killins Jr. 96 (TD) 9/30/17
2. RJ Harvey 92 (TD) 11/11/23
3. Kevin Smith 87 (TD) 11/3/07
Adrian Killins Jr. 87 (TD) 9/10/16
5. Latavius Murray 83 (TD) 10/20/12
6. Kevin Smith 80 (TD) 9/1/07
Kevin Smith 80 (TD) 11/17/07
8. Johnny Richardson 79 (TD) 9/30/23
Elgin Davis 79 (TD) 11/15/86
Adrian Killins Jr. 79 (TD) 10/21/17

LONGEST RUN FROM SCRIMMAGE BY A QB

1. Daunte Culpepper 75 (TD) 10/4/97
2. Darriel Mack Jr. 70 (TD) 8/30/18
3. John Rhys Plumlee 67 (TD) 11/12/22
3. McKenzie Milton 63 (TD) 10/15/16
4. Vic Penn 61 11/13/99

AVERAGE YARDS PER CARRY

Game (minimum 10 carries)

1. Latavius Murray 13.27 (11/146) 11/20/10
2. Otis Anderson 12.06 (17/205) 10/26/19
3. Greg McCrae 11.75 (16/188) 11/1/18
4. Greg McCrae 11.31 (16/181) 11/23/18
5. Latavius Murray 11.10 (21/233) 11/25/11
6. Vic Penn 11.09 (11/122) 11/13/99
7. Otis Anderson 10.63 (16/170) 10/31/20
8. Johnny Richardson 10.50 (14/147) 11/20/21
Richard Blake 10.50 (18/189) 9/5/92
10. Adrian Killins Jr. 10.36 (14/145) 11/4/17

Season (minimum 100 attempts)

1. Greg McCrae 8.89 (133/1,182) 2018
2. Johnny Richardson 7.00 (104/733) 2021
3. RJ Harvey 6.70 (118/796) 2022
4. Adrian Killins Jr. 6.48 (122/790) 2017
5. Gerod Davis 6.44 (183/1,179) 1992
6. Otis Anderson 6.42 (113/726) 2019
7. RJ Harvey 6.26 (226/1,416) 2023
8. Aaron Sam 6.00 (108/648) 1986
9. Latavius Murray 5.74 (111/637) 2010
10. Kevin Smith 5.70 (450/2,567) 2007

Career (minimum 2 years, 200 attempts)

1. Johnny Richardson 6.80 (256/1,741) 2020-pres.
2. RJ Harvey 6.58 (377/2,483) 2020-pres.
3. Greg McCrae 6.45 (406/2,620) 2017-20
4. Otis Anderson 6.10 (358/2,182) 2017-20
5. Adrian Killins Jr. 6.06 (406/2,459) 2016-19
6. Marquette Smith 5.49 (468/2,569) 1994-95
7. Gerod Davis 5.46 (396/2,164) 1992-95
8. Latavius Murray 5.35 (453/2,424) 2008-12
Edward Mack 5.35 (205/1,096) 1996-00
10. Aaron Sam 5.28 (317/1,675) 1983-86

RUSHING TOUCHDOWNS

Game

1. RJ Harvey 4 9/7/24
Alex Haynes 4 9/22/01
Kevin Smith 4 11/10/07
Kevin Smith 4 12/1/07
Darriel Mack Jr. 4 12/1/18
Isaiah Bowser 4 9/11/21
5. Aaron Sam 3 11/15/86
Mark Giaccone 3 10/31/87
Willie English 3 11/17/90
Willie English 3 10/05/91
Gerod Davis 3 10/17/92
Marquette Smith 3 10/28/95
Mike Grant 3 9/20/97
Mike Grant 3 10/11/97
Daunte Culpepper 3 10/12/98
Terrance Williams 3 10/13/01
Alex Haynes 3 11/3/01
Kevin Smith 3 12/24/05
Kevin Smith 3 10/28/06
Kevin Smith 3 9/22/07
Kevin Smith 3 9/29/07
Kevin Smith 3 10/20/07
Brynn Harvey 3 11/14/09
Brynn Harvey 3 11/21/09
Ronnie Weaver 3 10/23/10
Latavius Murray 3 10/30/10
Jeff Godfrey 3 9/3/11
Latavius Murray 3 10/27/12
Quincy McDuffie 3 11/24/12
Storm Johnson 3 9/6/13
Storm Johnson 3 1/1/14
Dontravious Wilson 3 9/24/16
McKenzie Milton 3 9/21/18
Greg McCrae 3 11/23/18
Isaiah Bowser 3 10/5/22
John Rhys Plumlee 3 10/13/22
RJ Harvey 3 11/4/23
RJ Harvey 3 11/11/23



**Season**

1. Kevin Smith	29	2007
2. <b>RJ Harvey</b>	<b>16</b>	<b>2023</b>
Isaiah Bowser	16	2022
4. Latavius Murray	15	2012
5. Marquette Smith	14	1995
Brynn Harvey	14	2009
Storm Johnson	14	2013
8. Willie English	13	1991
9. Mike Grant	12	1997
10. Daunte Culpepper	12	1998

**Career**

1. Kevin Smith	45	2005-07
2. Willie English	38	1989-93
3. Latavius Murray	37	2008-12
4. Greg McCrae	29	2017-20
5. <b>RJ Harvey</b>	<b>27</b>	<b>2020-pres.</b>
Alex Haynes	27	2001-04
7. Adrian Killins Jr.	25	2016-19
Isaiah Bowser	25	2021-22
9. Daunte Culpepper	24	1995-98
10. Mark Giacone	22	1987-90

**RUSHING TOUCHDOWNS BY A QB**

**Game**

1. Darriel Mack Jr.	4	12/1/18
2. Daunte Culpepper	3	10/12/98
Jeff Godfrey	3	9/3/11
McKenzie Milton	3	9/21/18
John Rhys Plumlee	3	10/13/22

**Season**

1. Daunte Culpepper	12	1998
2. John Rhys Plumlee	11	2022
3. Jeff Godfrey	10	2010

**Career**

1. Daunte Culpepper	24	1995-98
2. McKenzie Milton	20	2016-18
3. Jeff Godfrey	19	2010-11*

\* Switched to WR in 2012

**MISCELLANEOUS RUSHING RECORDS**

When one player rushes for 300 yards  
UCF is 1-0

When one player rushes for 200 yards  
UCF is: 13-1

When one player rushes for 150 yards  
UCF is: 47-4

When two players rush for 150 yards  
UCF is: 1-0

When one player rushes for 100 yards  
UCF is: 120-41

When two players rush for 100 yards  
UCF is: 8-0

**100-Yard Rushing Tandems**

Players	Yards	Att.	Date
Elgin Davis	118	3	11/15/86
Aaron Sam	117	13	11/15/86

Willie English	134	13	11/17/90
Mark Giacone	122	21	11/17/90

Richard Blake	189	18	9/5/92
Gerod Davis	151	18	9/5/92

Kevin Smith	113	18	10/21/05
Jason Peters	110	9	10/21/05

Kevin Smith	166	26	10/4/06
Jason Peters	108	13	10/4/06

Otis Anderson	170	16	10/31/20
Greg McCrae	107	16	10/31/20

Greg McCrae	130	25	11/27/20
Bentavius Thompson	110	16	11/27/20

Isaiah Bowser	155	35	12/23/21
Ryan O'Keefe	110	4	12/23/21

**100-YARD RUSHING GAMES**

**Season**

1. Kevin Smith	*13	2007
2. Willie English	9	1991
Marquette Smith	9	1995
4. <b>RJ Harvey</b>	<b>7</b>	<b>2023</b>
Gerod Davis	7	1992
6. Mark Giacone	6	1990
7. John Rhys Plumlee	5	2022
Alex Haynes	5	2004
Kevin Smith	5	2005
Brynn Harvey	5	2009
Latavius Murray	5	2012
Storm Johnson	5	2013

\* NCAA FBS single-season record

**Career**

1. Kevin Smith	22	2005-07
2. Willie English	15	1989-93
Alex Haynes	15	2001-04
4. Marquette Smith	13	1994-95
5. <b>RJ Harvey</b>	<b>10</b>	<b>2020-pres.</b>
Greg McCrae	8	2017-20
Mark Giacone	8	1987-90
Latavius Murray	8	2008-12
8. Elgin Davis	7	1983-86
Gerod Davis	7	1992-95
Brynn Harvey	7	2008-11

**CONSECUTIVE 100-YARD RUSHING GAMES**

1. Kevin Smith	8	2007
2. <b>RJ Harvey</b>	<b>5</b>	<b>2023</b>
Kevin Smith	5	2007
4. Marquette Smith	4	1994-95
Latavius Murray	4	2012
6. Willie English	3	1991
Gerod Davis	3	1992
Gerod Davis	3	1992
Willie English	3	1993
Marquette Smith	3	1995
Alex Haynes	3	2002
Alex Haynes	3	2004
Brynn Harvey	3	2009
RJ Harvey	3	2023-2024 (present)

**200-YARD RUSHING GAMES**

**Season**

1. Kevin Smith	5	2007
2. Marquette Smith	2	1995
3. <b>RJ Harvey</b>	<b>1</b>	<b>2023</b>
Willie English	1	1991
Kevin Smith	1	2005
Brynn Harvey	1	2009
Latavius Murray	1	2011
Greg McCrae	1	2018
Otis Anderson	1	2019

**Career**

1. Kevin Smith	6	2005-07
2. Marquette Smith	2	1994-95
3. <b>RJ Harvey</b>	<b>1</b>	<b>2020-pres.</b>
Willie English	1	1989-93
Brynn Harvey	1	2008-11
Latavius Murray	1	2008-11
Greg McCrae	1	2017-18
Otis Anderson	1	2017-19

**300-YARD RUSHING GAMES**

**Season**

1. Kevin Smith	1	2007
----------------	---	------

**Career**

1. Kevin Smith	1	2005-07
----------------	---	---------

**OPPONENT SINGLE GAME**

**RUSHING RECORDS**

**Most Rushing Attempts**

43.....	Anthony Sherrell, Eastern Michigan	11/8/03
---------	------------------------------------	---------

**Most Rushing Yards**

255.....	Mike Clark, Akron	9/27/86
----------	-------------------	---------

**Average Gain Per Carry**

**(minimum 10 carries)**

13.1.....	Darrell Henderson, Memphis	12/1/18
-----------	----------------------------	---------

**Most Rushing Touchdowns**

5.....	Lee Suggs, Virginia Tech	11/11/00
--------	--------------------------	----------

**Longest Run From Scrimmage**

88.....	Robbie Gardner, Furman (TD)	11/10/84
---------	-----------------------------	----------



100-Yard Rushing Games

Table with columns: Player, Yards, Att, Opponent, Date. Lists rushing performances for 100+ yards.

Table with columns: Player, Yards, Att, Opponent, Date. Continuation of rushing performances for 100+ yards.







PASSING RECORDS

Team Records

Single Game

Most Passes Attempted

Table with 2 columns: Team/Record, Opponent/Date. Rows include UCF vs Western Kentucky (10/12/85), Both Teams vs Louisiana Tech (10/23/99), Opponent vs East Carolina (10/1/16).

Most Passes Completed

Table with 2 columns: Team/Record, Opponent/Date. Rows include UCF vs Troy (9/16/89), UCF vs Florida Atlantic (9/13/03), Both Teams vs Louisiana Tech (10/23/99), Opponent vs Louisiana Tech (10/23/99).

Highest Completion Pct. (min. 15 att.)

Table with 2 columns: Team/Record, Opponent/Date. Rows include UCF vs Austin Peay (28/31), 10/28/17, Opponent vs Cincinnati (27/32), 10/31/15.

Most Net Passing Yards

Table with 2 columns: Team/Record, Opponent/Date. Rows include UCF vs Memphis (10/27/20), Both Teams vs Memphis (10/27/20), Opponent vs Louisiana Tech (10/23/99).

Highest Passing Yards Per Completion (min. 10 completions)

Table with 2 columns: Team/Record, Opponent/Date. Rows include UCF vs Maine (10/24/5), 9/3/94, Opponent vs W&M (12/318), 8/29/96.

Highest Passing Yards Per Attempt (min. 15 attempts)

Table with 2 columns: Team/Record, Opponent/Date. Rows include UCF vs Cincinnati (19/374), 10/7/17, Opponent vs WKU (23/357), 9/24/94.

Most Touchdowns Passing

Table with 2 columns: Team/Record, Opponent/Date. Rows include UCF vs West Georgia (10/17/87), Both Teams vs Memphis (10/17/20), Opponent vs Stephen F. Austin (10/26/85), Opponent vs Kent State (10/4/97), Opponent vs Cincinnati (10/31/15), Opponent vs Memphis (10/17/20).

Most Interceptions Thrown

Table with 2 columns: Team/Record, Opponent/Date. Rows include UCF vs 4 times, last Nich. St., 10/17/92, Both vs 3 times, last Yale, 10/2/93, Opponent vs 5 times, last B-CU, 9/12/92.

Single Season

Most Pass Attempts

Table with 2 columns: Team/Record, Opponent/Date. Rows include UCF vs 472, 1999, Opponent vs 480, 2012.

Most Pass Attempts Per Game

Table with 2 columns: Team/Record, Opponent/Date. Rows include UCF vs 42.9, 1999, Opponent vs 36.8, 2013.

Fewest Pass Attempts

Table with 2 columns: Team/Record, Opponent/Date. Rows include UCF vs 253, 1981, Opponent vs 217, 1982.

Fewest Pass Attempts Per Game

Table with 2 columns: Team/Record, Opponent/Date. Rows include UCF vs 21.1, 2010, Opponent vs 21.7, 1982.

Most Pass Completions

Table with 2 columns: Team/Record, Opponent/Date. Rows include UCF vs 302, 1998, Opponent vs 288, 2012.

Most Pass Completions Per Game

Table with 2 columns: Team/Record, Opponent/Date. Rows include UCF vs 27.5, 1998, Opponent vs 21.6, 2009.

Fewest Pass Completions

Table with 2 columns: Team/Record, Opponent/Date. Rows include UCF vs 99, 1981, Opponent vs 100, 1989.

Fewest Pass Completions Per Game

Table with 2 columns: Team/Record, Opponent/Date. Rows include UCF vs 9.9, 1981, Opponent vs 10, 1989.

Highest Completion Pct.

Table with 2 columns: Team/Record, Opponent/Date. Rows include UCF vs .735, 1998, Opponent vs .654, 2003, '15.

Lowest Completion Pct.

Table with 2 columns: Team/Record, Opponent/Date. Rows include UCF vs .391, 1981, Opponent vs .411, 1980.

Most Passing Yards

Table with 2 columns: Team/Record, Opponent/Date. Rows include UCF vs 4,313, 2017, Opponent vs 3,481, 2009.

Most Passing Yards Per Game

Table with 2 columns: Team/Record, Opponent/Date. Rows include UCF vs 357.4, 2020, Opponent vs 299.2, 2020.

Fewest Passing Yards

Table with 2 columns: Team/Record, Opponent/Date. Rows include UCF vs 1,313, 1981, Opponent vs 1,125, 1989.

Fewest Passing Yards Per Game

Table with 2 columns: Team/Record, Opponent/Date. Rows include UCF vs 116.2, 2008, Opponent vs 109.4, 1980.

Highest Avg. Per Attempt

Table with 2 columns: Team/Record, Opponent/Date. Rows include UCF vs 10.2, 2017, Opponent vs 8.9, 2015.

Lowest Avg. Per Attempt

Table with 2 columns: Team/Record, Opponent/Date. Rows include UCF vs 4.5, 2008, Opponent vs 4.7, 1987.

Highest Avg. Per Completion

Table with 2 columns: Team/Record, Opponent/Date. Rows include UCF vs 15.7, 1992, Opponent vs 15.7, 1982.

Lowest Avg. Per Completion

Table with 2 columns: Team/Record, Opponent/Date. Rows include UCF vs 10.6, 2008, '15, '21, Opponent vs 10.2, 2021.

Most Interceptions Thrown

Table with 2 columns: Team/Record, Opponent/Date. Rows include UCF vs 25, 1982, Opponent vs 20, 1981, '92.

Fewest Interceptions Thrown

Table with 2 columns: Team/Record, Opponent/Date. Rows include UCF vs 4, 2020, Opponent vs 4, 2015.

Individual Records

PASS ATTEMPTS

Game

Table with 2 columns: Player/Record, Opponent/Date. Rows include Darin Slack vs 57, 10/3/87, Vic Penn vs 55, 9/11/99, Justin Holman vs 53, 12/26/14, Daunte Culpepper vs 52, 10/25/97, Vic Penn vs 52, 11/6/99, Ryan Schneider vs 52, 9/13/03, Dillon Gabriel vs 51, 10/3/20, McKenzie Milton vs 51, 11/19/16, Shane Willis vs 51, 10/8/88, Justin Holman vs 51, 10/9/14.

Season

Table with 2 columns: Player/Record, Opponent/Date. Rows include Vic Penn vs 455, 1999, Ryan Schneider vs 430, 2002, Darin Slack vs 420, 1987, Dillon Gabriel vs 413, 2020, Daunte Culpepper vs 402, 1998, Blake Bortles vs 399, 2012, Shane Willis vs 398, 1988, Dillon Gabriel vs 398, 2019, McKenzie Milton vs 395, 2017, Justin Holman vs 392, 2014.

Career

Table with 2 columns: Player/Record, Opponent/Date. Rows include Daunte Culpepper vs 1,391, 1995-98, Ryan Schneider vs 1,354, 2000-03, Darin Hinshaw vs 1,112, 1991-94, McKenzie Milton vs 1,020, 2016-18, Darin Slack vs 974, 1984-87, Dillon Gabriel vs 913, 2019-21, Blake Bortles vs 891, 2011-13, Steven Moffett vs 860, 2003-06, Dana Thyhsen vs 775, 1982-84, Justin Holman vs 739, 2013-16.

PASS COMPLETIONS

Game

Table with 2 columns: Player/Record, Opponent/Date. Rows include Ryan Schneider vs 37, 9/13/03, Daunte Culpepper vs 36, 10/4/98, Dillon Gabriel vs 35, 10/17/20, Shane Willis vs 35, 10/8/88, Vic Penn vs 34, 9/11/99, Dillon Gabriel vs 32, 9/26/20, Darin Slack vs 32, 10/17/87, Ryan Schneider vs 32, 8/31/02, Darin Slack vs 31, 11/7/87, Daunte Culpepper vs 31, 10/31/98, Ryan Schneider vs 31, 10/12/02.

Season

Table with 2 columns: Player/Record, Opponent/Date. Rows include Daunte Culpepper vs 296, 1998, Ryan Schneider vs 265, 2002, McKenzie Milton vs 265, 2017, Vic Penn vs 262, 1999, Blake Bortles vs 259, 2013, Blake Bortles vs 251, 2012, Dillon Gabriel vs 248, 2020, Shane Willis vs 239, 1988, Daunte Culpepper vs 238, 1997, Dillon Gabriel vs 236, 2019.

Career

Table with 2 columns: Player/Record, Opponent/Date. Rows include Daunte Culpepper vs 889, 1995-98, Ryan Schneider vs 840, 2000-03, Darin Hinshaw vs 614, 1991-94, McKenzie Milton vs 630, 2016-18, Blake Bortles vs 585, 2011-13, Dillon Gabriel vs 554, 2019-21, Steven Moffett vs 510, 2003-06, Darin Slack vs 459, 1984-87, Justin Holman vs 395, 2013-16, Dana Thyhsen vs 380, 1982-84.

PASSING YARDAGE

Game

Table with 2 columns: Player/Record, Opponent/Date. Rows include Dillon Gabriel vs 601, 10/17/20, Ryan Schneider vs 497, 9/13/03, McKenzie Milton vs 494, 12/2/17, Ryan Schneider vs 440, 11/2/02, Daunte Culpepper vs 438, 10/24/98, Darin Hinshaw vs 437, 9/11/93, Dillon Gabriel vs 422, 10/24/20, Daunte Culpepper vs 421, 11/9/96, Dillon Gabriel vs 417, 9/19/20, Darin Slack vs 417, 10/17/87.

Season

Table with 2 columns: Player/Record, Opponent/Date. Rows include McKenzie Milton vs 4,037, 2017, Ryan Schneider vs 3,770, 2002, Daunte Culpepper vs 3,690, 1998, Dillon Gabriel vs 3,653, 2019, Blake Bortles vs 3,581, 2013, Dillon Gabriel vs 3,570, 2020, Daunte Culpepper vs 3,086, 1997, Vic Penn vs 3,078, 1999, Blake Bortles vs 3,059, 2012, Darin Slack vs 3,054, 1987.

Career

Table with 2 columns: Player/Record, Opponent/Date. Rows include Daunte Culpepper vs 11,412, 1995-98, Ryan Schneider vs 10,976, 2000-03, Darin Hinshaw vs 9,000, 1991-94, McKenzie Milton vs 8,683, 2016-18, Dillon Gabriel vs 8,037, 2019-21, Blake Bortles vs 7,598, 2011-13, Darin Slack vs 6,302, 1984-87, Steven Moffett vs 6,199, 2003-06, Dana Thyhsen vs 4,982, 1982-84, Justin Holman vs 4,916, 2013-16.

PASSING YARDAGE BY A FRESHMAN QB

Season

Table with 2 columns: Player/Record, Opponent/Date. Rows include (True) Dillon Gabriel vs 3,653/236, 2019, (RS) Ryan Schneider vs 2,334/177, 2000, (True) Jeff Godfrey vs 2,159/159, 2010, (True) Daunte Culpepper vs 2,071/168, 1995.

PASS EFFICIENCY

Game

Table with 2 columns: Player/Record, Opponent/Date. Rows include McKenzie Milton vs 336.40, 10/7/17, Dillon Gabriel vs 278.15, 9/28/19, McKenzie Milton vs 273.52, 8/31/17, Daunte Culpepper vs 245.98, 10/7/95, Jeff Godfrey vs 245.69, 11/27/10, Jeff Godfrey vs 243.66, 11/5/10, Darin Hinshaw vs 242.07, 11/6/93, Daunte Culpepper vs 241.76, 10/24/98, Blake Bortles vs 238.43, 10/26/13, Ryan Schneider vs 237.95, 11/24/01.

Season

Table with 2 columns: Player/Record, Opponent/Date. Rows include McKenzie Milton vs 179.29, 2017, Daunte Culpepper vs 170.24, 1998, Blake Bortles vs 163.43, 2013, McKenzie Milton vs 160.97, 2018, Dillon Gabriel vs 156.92, 2019, Dillon Gabriel vs 156.29, 2020, Jeff Godfrey vs 154.31, 2010, Blake Bortles vs 153.88, 2011, John Rhys Plumlee vs 150.5, 2023, Ron Johnson vs 147.93, 1990.

Career (minimum two seasons)

Table with 2 columns: Player/Record, Opponent/Date. Rows include Dillon Gabriel vs 156.90, 2019-21, Blake Bortles vs 153.76, 2011-13, McKenzie Milton vs 152.25, 2016-18, Jeff Godfrey vs 148.31, 2010-13, Daunte Culpepper vs 146.72, 1995-98, Ryan Schneider vs 145.39, 2000-03, John Rhys Plumlee vs 141.3, 2022-23, Darin Hinshaw vs 138.18, 1991-94, Steven Moffett vs 133.68, 2003-06, Kyle Israel vs 128.70, 2004-07.





CONSECUTIVE PASS COMPLETIONS

Table with 2 columns: Player Name, Completions. Rows include Dillon Gabriel (18), Daunte Culpepper (15), McKenzie Milton (15), etc.

300-YARD PASSING GAMES

Season

Table with 2 columns: Player Name, Games. Rows include Dillon Gabriel (7), Daunte Culpepper (7), Ryan Schneider (7), etc.

Career

Table with 2 columns: Player Name, Games. Rows include Daunte Culpepper (15), Ryan Schneider (15), Dillon Gabriel (13), etc.

400-YARD PASSING GAMES

Season

Table with 2 columns: Player Name, Games. Rows include Dillon Gabriel (4), Daunte Culpepper (2), Ryan Schneider (2), etc.

Career

Table with 2 columns: Player Name, Games. Rows include Dillon Gabriel (4), Daunte Culpepper (3), Ryan Schneider (3), etc.

SEASONS WITH 3,000 OR MORE PASSING YARDS

Table with 2 columns: Player Name, Seasons. Rows include Dillon Gabriel (2), Daunte Culpepper (2), Blake Bortles (2), etc.

SEASONS WITH 2,000 OR MORE PASSING YARDS

Table with 2 columns: Player Name, Seasons. Rows include Daunte Culpepper (4), Darin Hinshaw (3), Ryan Schneider (3), etc.

PASSING TOUCHDOWNS

Table with 2 columns: Player Name, Touchdowns. Rows include Darin Slack (7), Darin Hinshaw (6), Darin Slack (5), etc.

Season

Table with 2 columns: Player Name, Touchdowns. Rows include McKenzie Milton (37), Dillon Gabriel (32), Ryan Schneider (31), etc.

Career

Table with 2 columns: Player Name, Touchdowns. Rows include Daunte Culpepper (84), Ryan Schneider (82), Darin Hinshaw (82), etc.

LONGEST PASS COMPLETIONS

Table with 2 columns: Player Name, Distance (TD). Rows include Dillon Gabriel (93 TD), Blake Bortles (91 TD), Darin Slack (87 TD), etc.

CONSECUTIVE GAMES WITH A TD PASS

Table with 2 columns: Player Name, Games. Rows include Ryan Schneider (28), Dillon Gabriel (26), McKenzie Milton (24), etc.

PASS COMPLETION PERCENTAGE

Table with 2 columns: Player Name, Percentage. Rows include McKenzie Milton (.923), Daunte Culpepper (.875), Kyle Israel (.864), etc.

Season (minimum 100 attempts)

Table with 2 columns: Player Name, Percentage. Rows include Daunte Culpepper (.736), Ryan Schneider (.690), Jeff Godfrey (.690), etc.

Career (minimum 200 attempts)

Table with 2 columns: Player Name, Percentage. Rows include Jeff Godfrey (.677), Blake Bortles (.657), Mikey Keene (.656), etc.

PASSING YARDS PER COMPLETION

Table with 2 columns: Player Name, Yards. Rows include John Rhys Plumlee (27.2), Dillon Gabriel (25.5), Darin Hinshaw (24.5), etc.

Season (minimum 100 completions)

Table with 2 columns: Player Name, Yards. Rows include McKenzie Milton (15.57), Darin Hinshaw (15.56), Dillon Gabriel (15.48), etc.

Career (minimum 200 completions)

Table with 2 columns: Player Name, Yards. Rows include Darin Hinshaw (14.7), Dillon Gabriel (14.5), McKenzie Milton (13.8), etc.

PASSING YARDS PER ATTEMPT

Table with 2 columns: Player Name, Yards. Rows include McKenzie Milton (19.7), Dillon Gabriel (17.6), McKenzie Milton (17.1), etc.

Season (minimum 100 attempts)

Table with 2 columns: Player Name, Yards. Rows include Timmy McClain (10.4), McKenzie Milton (10.2), Blake Bortles (9.4), etc.

Career (minimum 2 years, 200 attempts)

Table with 2 columns: Player Name, Yards. Rows include Dillon Gabriel (8.8), Jeff Godfrey (8.6), Blake Bortles (8.5), etc.

MISCELLANEOUS PASSING RECORDS

- When a player passes for 500 yards UCF is: 0-1
When a player passes for 400 yards UCF is: 15-2
When a player passes for 350 yards UCF is: 26-12
When a player passes for 300 yards UCF is: 72-29



**INTERCEPTIONS THROWN**

**Game**

1. Dana Thyhsen.....	6	10/9/82
Shane Willis.....	6	9/16/89
3. Dana Thyhsen.....	5	9/15/84
4. Mike Cullison.....	4	10/27/79
Daunte Culpepper.....	4	11/7/98
Vic Penn.....	4	9/4/99
Vic Penn.....	4	9/16/00
Ryan Schneider.....	4	11/11/00
Brett Hodges.....	4	9/26/09
Justin Holman.....	4	11/1/14

**Season**

1. Darin Slack.....	18	1987
2. Darin Hinshaw.....	17	1994
3. Mike Cullison.....	16	1979
Dana Thyhsen.....	16	1984
Darin Hinshaw.....	16	1992
Ryan Schneider.....	16	2002
7. Mike Cullison.....	15	1980
Daunte Culpepper.....	15	1996
Ryan Schneider.....	15	2003
10. Justin Holman.....	14	2014
Justin Holman.....	14	2015

**Career**

1. Darin Hinshaw.....	52	1991-94
2. Ryan Schneider.....	51	2000-03
3. Darin Slack.....	50	1984-87
4. Daunte Culpepper.....	42	1995-98
5. Dana Thyhsen.....	37	1982-84
6. Mike Cullison.....	31	1979-80
7. Justin Holman.....	31	2013-16
8. Steven Moffett.....	26	2003-06
9. Shane Willis.....	23	1988-89
10. McKenzie Milton.....	22	2016-18

**INTERCEPTION-TO-ATTEMPT RATIO**

**Season (minimum 100 attempts)**

1. Dillon Gabriel.....	.010 (4/413)	2020
2. Daunte Culpepper.....	.017 (7/402)	1998
3. Blake Bortles.....	.017 (7/399)	2012
4. Dillon Gabriel.....	.017 (7/398)	2019
5. McKenzie Milton.....	.021 (6/289)	2018
6. McKenzie Milton.....	.021 (7/336)	2016
7. Jeff Godfrey.....	.022 (5/232)	2011
8. McKenzie Milton.....	.023 (9/395)	2017
9. Blake Bortles.....	.024 (9/382)	2013
10. Steven Moffett.....	.024 (9/375)	2005

**Career (minimum 200 attempts)**

1. Dillon Gabriel.....	.015 (14/913)	2019-21
2. Blake Bortles.....	.021 (19/891)	2011-13
3. McKenzie Milton.....	.022 (22/1,020)	2016-18
4. John Rhys Plumlee.....	.026 (16/602)	2022-23
5. Jeff Godfrey.....	.030 (14/474)	2010-13
6. Vic Penn.....	.030 (17/571)	1999-00
7. Daunte Culpepper.....	.030 (42/1,391)	1995-98
8. Steven Moffett.....	.030 (26/860)	2003-06
9. Kyle Israel.....	.032 (17/517)	2004-07
10. Ryan Schneider.....	.038 (51/1,354)	2000-03

**MOST CONSECUTIVE ATTEMPTS WITHOUT AN INTERCEPTION**

1. Blake Bortles.....	232	10/27/12-9/14/13
2. Dillon Gabriel.....	228	10/3/20-11/21/20
3. Vic Penn.....	162	10/2/99-11/6/99
4. Blake Bortles.....	147	9/15/12-10/20/12
Daunte Culpepper.....	147	11/1/97-9/19/98

**OPPONENT SINGLE GAME**

**PASSING RECORDS**

**Most Passes Attempted**

64.....Tim Rattay, Louisiana Tech .....9/5/98

**Most Passes Completed**

46.....Tim Rattay, Louisiana Tech ..10/23/99

**Highest Completion Percentage**

**(MIN 15 ATT)**

1,000.Gunner Kiel, Cincinnati  
(15/15).....10/31/15

**Most Yards Gained Passing**

561...Tim Rattay, Louisiana Tech ..10/23/99

**Most Touchdowns Passes Thrown**

6.....Todd Whitten, SFA.....10/26/85  
6.....Jose Davis, Kent State.....10/4/97  
6.....Brady White, Memphis .....10/17/20

**Longest Pass Completion**

98.....Jose Davis, Kent State.....10/4/97


**Most Interceptions Thrown**

5.....5+, Last: Robby Justino, Liberty....11/9/91

**300-YARD PASSING GAMES**

Player	Yards	C/A	Opponent	Date
Dillon Gabriel	601	35/49	Memphis	10/17/20
Ryan Schneider	497	37/52	Florida Atlantic	9/13/03
McKenzie Milton	494	28/40	Memphis	12/2/17
Ryan Schneider	440	28/47	Syracuse	11/2/02
Daunte Culpepper	438	21/28	Louisiana	10/24/98
Darin Hinshaw	437	25/35	Valdosta State	9/11/93
Dillon Gabriel	422	26/40	Tulane	10/24/20
Daunte Culpepper	421	24/36	UAB	11/9/96
Dillon Gabriel	417	27/41	Georgia Tech	9/19/20
Darin Slack	417	32/44	West Georgia	10/17/87
McKenzie Milton	412	23/40	SMU	11/4/17
Ryan Schneider	409	24/32	Liberty	9/28/02
Dillon Gabriel	408	32/47	East Carolina	9/26/20
Darin Slack	408	29/46	Murray State	10/4/86
Daunte Culpepper	406	28/33	Eastern Illinois	9/12/98
Blake Bortles	404	27/38	Temple	11/16/13
Darin Hinshaw	400	24/36	Liberty	10/29/94
Darin Hinshaw	393	25/39	Western Kentucky	10/24/92
Daunte Culpepper	385	26/45	Louisiana-Monroe	11/1/97
Vic Penn	379	34/55	Florida	9/11/99
Darin Hinshaw	378	25/46	James Madison	11/14/92
Vic Penn	374	29/52	Auburn	11/6/99
Vic Penn	374	26/38	Bowling Green	11/20/99
Ryan Schneider	374	20/30	Miami (Ohio)	11/23/02
McKenzie Milton	374	16/19	Cincinnati	10/7/17
McKenzie Milton	373	29/44	USF	11/24/17
John Rhys Plumlee	373	18/22	Temple	10/13/22
Daunte Culpepper	370	24/37	Louisiana Tech	9/5/98
Shane Willis	369	26/34	Eastern Kentucky	11/12/88
Daunte Culpepper	368	30/47	Purdue	9/19/98
Shane Willis	365	35/51	New Haven	10/8/88
Ryan Schneider	365	27/38	Eastern Michigan	9/30/00
Dillon Gabriel	365	22/35	ECU	10/19/19
Ryan Schneider	360	25/43	Buffalo	11/9/02
McKenzie Milton	360	16/21	FIU	8/31/17
Daunte Culpepper	359	29/52	Mississippi State	10/25/97
Blake Bortles	358	25/36	South Carolina	9/28/13
Darin Slack	356	25/37	Northwest Mo. St.	10/24/87
Darin Hinshaw	350	21/29	Liberty	11/16/93
Darriel Mack Jr.	348	19/27	Memphis	12/1/18
Daunte Culpepper	347	31/41	Youngstown State	10/31/98
Dillon Gabriel	347	22/30	Stanford	9/14/19
Ryan Schneider	346	25/41	Virginia Tech	11/11/00
McKenzie Milton	346	24/32	UConn	8/30/18
Ryan Schneider	345	32/46	Penn State	8/31/02
Darin Hinshaw	343	17/28	Western Kentucky	9/24/94
Daunte Culpepper	342	36/49	Toledo	10/3/98
Brett Hodges	342	23/45	Marshall	11/1/09
Darin Hinshaw	341	18/40	Troy	10/22/94
Ryan Schneider	341	31/45	Western Michigan	10/12/02
John Rhys Plumlee	339	25/36	Florida Atlantic	9/17/22
Ryan Schneider	338	20/29	Tulane	10/22/01
Dillon Gabriel	338	25/42	Pittsburgh	9/21/19
Dillon Gabriel	336	22/36	South Florida	11/27/20
Vic Penn	336	27/48	Louisiana Tech	10/23/99
Justin Holman	336	25/39	Temple	10/25/14
Ryan Schneider	335	28/39	Louisiana-Monroe	10/20/01
Blake Bortles	335	21/30	Rutgers	11/21/13
Darin Slack	334	23/40	Elon	9/12/87

Player	Yards	C/A	Opponent	Date
Dillon Gabriel	330	28/51	Tulsa	10/3/20
Dillon Gabriel	328	19/33	Houston	10/31/20
McKenzie Milton	328	18/34	Pittsburgh	9/29/18
Darin Slack	327	31/46	Liberty	11/7/87
Daunte Culpepper	327	17/31	Bowling Green	11/16/96
Daunte Culpepper	327	28/33	Northern Illinois	10/10/98
Daunte Culpepper	327	28/33	Ball State	11/14/98
Kyle Israel	327	27/42	Rice	10/21/06
Justin Holman	326	30/51	BYU	10/9/14
Ryan Schneider	325	17/28	Ohio	11/30/02
McKenzie Milton	324	21/27	East Carolina	10/14/17
Daunte Culpepper	322	26/45	Kent State	10/4/97
Steven Moffett	322	30/41	Akron	10/16/04
Timmy McClain	321	20/28	Villanova	9/16/23
Daunte Culpepper	320	23/32	Bowling Green	9/26/98
Steven Moffett	319	22/32	Kent State	10/13/04
Daunte Culpepper	318	24/35	Nebraska	9/13/97
Dillon Gabriel	318	25/37	Boise State	9/2/21
McKenzie Milton	317	29/45	UConn	10/22/16
Dillon Gabriel	317	24/46	Tulane	11/23/19
John Rhys Plumlee	316	20/29	SMU	10/5/22
Darin Slack	315	24/57	Ga. Southern	10/3/87
Blake Bortles	314	18/24	Akron	8/29/13
Kyle Israel	313	28/45	East Carolina	10/6/07
Ryan Schneider	312	14/22	Louisiana-Monroe	10/21/00
McKenzie Milton	312	17/33	Temple	11/1/18
Dillon Gabriel	312	23/36	Bethune-Cookman	9/11/21
McKenzie Milton	311	24/36	UConn	11/11/17
Daunte Culpepper	309	26/31	Samford	10/11/97
John Rhys Plumlee	308	20/31	South Carolina State	9/1/22
Daunte Culpepper	307	22/30	Carson-Newman	9/9/95
Daunte Culpepper	307	26/42	William & Mary	8/29/96
Vic Penn	306	25/42	Akron	9/16/00
McKenzie Milton	306	21/32	FAU	9/21/18
Ryan Schneider	304	22/44	Arkansas	11/10/01
Tony Lanham	302	21/33	Eastern Kentucky	10/18/86
Shane Willis	302	23/32	West Georgia	9/10/88
Shane Willis	301	16/27	Valdosta State	9/9/89
Ryan Schneider	301	30/40	Northern Illinois	10/7/00
Steven Moffett	301	19/36	Nevada	12/24/05
Blake Bortles	301	20/31	Baylor	1/1/14







RECEIVING RECORDS

Individual Records

RECEPTIONS

Game

Table with 3 columns: Rank, Name, Receptions, Date. Includes players like Todd Cleveland, Bernard Ford, Tyson Hinshaw, etc.

Season

Table with 3 columns: Rank, Name, Receptions, Year. Includes players like Mike Sims-Walker, Tyson Hinshaw, Siaha Burley, etc.

Career

Table with 3 columns: Rank, Name, Receptions, Year. Includes players like David Rhodes, Mark Nonsant, Sean Beckton, etc.

RECEPTIONS IN CONSECUTIVE GAMES

Table with 3 columns: Rank, Name, Receptions, Date. Includes players like Sean Beckton, Ryan O'Keefe, Charles Lee, etc.

100-YARD RECEIVING GAMES

Season

Table with 3 columns: Rank, Name, Games, Year. Includes players like Ted Wilson, Brandon Marshall, David Rhodes, etc.

Career

Table with 3 columns: Rank, Name, Games, Year. Includes players like David Rhodes, Siaha Burley, Tre'Quan Smith, etc.

CONSECUTIVE 100-YARD RECEIVING GAMES

Table with 3 columns: Rank, Name, Games, Date. Includes players like Ted Wilson, Mike Dickinson, Jimmy Fryzel, etc.

RECEIVING YARDAGE

Game

Table with 3 columns: Rank, Name, Yards, Date. Includes players like Siaha Burley, David Rhodes, Mark Nonsant, etc.

Season

Table with 3 columns: Rank, Name, Yards, Year. Includes players like Gabriel Davis, Doug Gabriel, Brandon Marshall, etc.

Career

Table with 3 columns: Rank, Name, Yards, Year. Includes players like David Rhodes, Mark Nonsant, Tre'Quan Smith, etc.

SINGLE-SEASON RECEIVING TANDEMS

Table with 3 columns: Rank, Name, Yards, Year. Includes tandems like Doug Gabriel (1,237), Jimmy Fryzel (1,126), etc.

1,000-YARD RECEIVING SEASONS

Table with 3 columns: Rank, Name, Yards, Year. Includes players like David Rhodes, Siaha Burley, Ted Wilson, etc.

TOUCHDOWN RECEPTIONS

Game

Table with 3 columns: Rank, Name, Touchdowns, Date. Includes players like Bernard Ford, David Rhodes, Doug Gabriel, etc.

Season

Table with 3 columns: Rank, Name, Touchdowns, Year. Includes players like Bret Cooper, Bernard Ford, Tyson Hinshaw, etc.

Career

Table with 3 columns: Rank, Name, Touchdowns, Year. Includes players like David Rhodes, Bret Cooper, Gabriel Davis, etc.





## RECEIVING RECORDS

### LONGEST RECEPTION

1. Ryan O'Keefe.....	93 (TD).....	10/17/20
2. Breshad Perriman.....	91 (TD).....	8/29/13
3. Bernard Ford.....	87 (TD).....	10/24/87
4. Javon Baker.....	86 (TD).....	10/21/23
5. Marlon Williams.....	85 (TD).....	10/17/20
6. Charles Lee.....	83 (TD).....	11/06/99
Doug Gabriel.....	83 (TD).....	10/13/01
8. Doug Gabriel.....	80 (TD).....	9/7/02
Gabriel Davis.....	80 (TD).....	11/4/17
10. Kenny Clark.....	79 (TD).....	9/02/00
Breshad Perriman.....	79.....	9/28/13
Tre'Quan Smith.....	79 (TD).....	10/7/17

### YARDS PER RECEPTION

#### Game (minimum 5 receptions)

1. Tre'Quan Smith.....	33.0 (5/165).....	10/7/17
2. Mark Whittemore.....	32.6 (5/163).....	9/11/93
3. Kenny Clark.....	29.6 (5/148).....	9/2/00
4. David Rhodes.....	29.0 (5/145).....	10/23/93
Jimmy Fryzel.....	29.0 (6/174).....	11/23/02
6. Siaha Burley.....	28.9 (8/231).....	9/6/97
7. <b>Kobe Hudson.....</b>	<b>27.6 (5/138).....</b>	<b>9/23/23</b>
7. Tre'Quan Smith.....	26.8 (6/161).....	12/2/17
<b>Kobe Hudson.....</b>	<b>26.8 (5/134).....</b>	<b>9/9/23</b>
Javon Baker.....	26.8 (5/134).....	10/21/23
10. Siaha Burley.....	26.6 (10/266).....	10/24/98

#### Season (minimum 25 receptions)

1. Javon Baker.....	21.9 (52/1,139).....	2023
2. Bernard Ford.....	21.8 (30/653).....	1986
3. Mark Whittemore.....	21.7 (31/674).....	1993
4. Breshad Perriman.....	20.9 (50/1,044).....	2014
5. Breshad Perriman.....	20.8 (39/811).....	2013
6. <b>Kobe Hudson.....</b>	<b>20.5 (44/900).....</b>	<b>2023</b>
7. Tre'Quan Smith.....	19.8 (59/1,171).....	2017
8. David Rhodes.....	19.6 (51/1,002).....	1992
9. Jimmy Fryzel.....	19.4 (58/1,126).....	2002
10. Mark Whittemore.....	18.3 (45/825).....	1994

#### Career (minimum 50 receptions)

1. Breshad Perriman.....	19.5 (115/2,243).....	2012-14
2. Doug Gabriel.....	19.3 (97/1,869).....	2001-02
3. Bernard Ford.....	19.3 (111/2,138).....	1984-87
4. Mark Whittemore.....	19.1 (100/1,908).....	1991-94
5. <b>Kobe Hudson.....</b>	<b>18.8 (85/1,602).....</b>	<b>2022-pres.</b>
6. Jimmy Fryzel.....	18.0 (137/2,469).....	1999-02
7. Arnell Spencer.....	17.9 (83/1,487).....	1987-88
Javon Baker.....	17.9 (108/1,935).....	2022-23
9. Jaylon Robinson.....	17.8 (73/1301).....	2020-21
10. David Rhodes.....	17.0 (213/3,618).....	1991-94

### RECEPTIONS BY A FRESHMAN

#### Season

1. Tre'Quan Smith.....	52/724.....	2015
2. J.J. Worton.....	41/531.....	2011
3. Sean Beckton.....	40/421.....	1987
4. Mike Dickinson.....	33/371.....	1989
Kamar Aiken.....	33/584.....	2007
6. Josh Reese.....	30/461.....	2011
Otis Anderson.....	30/351.....	2017
8. Gabriel Davis.....	27/391.....	2017
9. Shantel Roundtree.....	26/361.....	1988
Breshad Perriman.....	26/388.....	2012

### RECEIVING YARDAGE BY A FRESHMAN

#### Season

1. Tre'Quan Smith.....	724/52.....	2015
2. Kamar Aiken.....	584/33.....	2007
3. J.J. Worton.....	531/41.....	2011
4. Jose Reese.....	461/30.....	2011
5. Sean Beckton.....	421/40.....	1987
6. Gabriel Davis.....	391/27.....	2017
7. Breshad Perriman.....	388/26.....	2012
8. Todd Cleveland.....	385/20.....	1994
9. David Rhodes.....	382/22.....	1991
10. Mike Dickinson.....	371/33.....	1989

### OPPONENT SINGLE GAME RECEIVING RECORDS

#### Most Passes Caught

17.....	Zay Jones, East Carolina.....	10/1/16
---------	-------------------------------	---------

#### Most Yards Gained

240.....	Darrell Dowery, Kent State.....	11/23/04
----------	---------------------------------	----------

#### Most Touchdown Passes Caught

4.....	Darrien Teals, Valdosta State.....	10/22/88
--------	------------------------------------	----------

#### Longest Pass Reception

98.....	Eugene Baker, Kent State.....	10/4/97
---------	-------------------------------	---------



### 100-YARD RECEIVING GAMES

Player	Yards	Rec.	Opponent	Date
Siaha Burley	266	10	Louisiana	10/24/98
David Rhodes	231	10	Western Kentucky	10/24/92
Siaha Burley	231	8	South Carolina	9/6/97
Brandon Marshall	210	11	Nevada	12/24/05
Mark Nonsant	209	9	UAB	11/9/96
Bernard Ford	208	11	Northwest Mo. St.	10/24/87
Tyson Hinshaw	206	12	Eastern Michigan	9/30/00
Doug Gabriel	206	12	Syracuse	11/2/02
Charles Lee	203	11	Auburn	11/06/99
Bernard Ford	197	12	West Georgia	10/17/87
Mark Nonsant	195	8	Bowling Green	11/16/96
Marlon Williams	191	13	Memphis	10/17/20
Tre'Quan Smith	183	7	USF	11/26/16
Bret Cooper	181	8	Buffalo	11/7/92
Doug Gabriel	179	7	Ohio	11/30/02
J.J. Worton	179	10	Temple	11/16/13
J.J. Worton	178	11	UConn	11/1/14
Ryan O'Keefe	175	4	Memphis	10/17/20
Mark Nonsant	174	7	Nebraska	9/13/97
Jimmy Fryzel	174	6	Miami (Ohio)	11/23/02
Marlon Williams	174	9	Tulane	10/24/20
Jaylon Robinson	173	10	Memphis	10/17/20
Javon Baker	173	9	Georgia Tech	12/22/23
Arnell Spencer	172	10	Liberty	11/7/87
David Rhodes	172	7	Buffalo	11/19/94
Todd Cleveland	172	7	William & Mary	8/29/96
Charles Lee	170	11	Florida	9/11/99
Gabriel Davis	170	13	Cincinnati	10/4/19
Mike Sims-Walker	169	13	Rice	10/21/06
David Rhodes	165	10	Nicholls State	10/17/92
Tre'Quan Smith	165	5	Cincinnati	10/7/17
Gabriel Davis	164	9	ECU	10/19/19
Mark Whittlemore	163	5	Valdosta State	9/11/93
A.J. Guyton	163	9	BYU	9/23/11
Tre'Quan Smith	161	6	Memphis	12/2/17
Bernard Ford	160	14	Elon	9/19/87
David Rhodes	160	7	Troy	10/22/94
Bernard Ford	159	8	Eastern Kentucky	9/26/87
Rannell Hall	159	9	Temple	11/16/13
Todd Cleveland	158	15	Ball State	9/21/96
Mike Sims-Walker	157	10	Memphis	10/8/05
Mark Whittlemore	156	7	Western Kentucky	9/24/94
David Rhodes	155	9	Yale	10/21/93
Mark Nonsant	155	9	Northern Illinois	10/10/98
Charles Lee	154	11	Eastern Illinois	9/12/98
Marlon Williams	154	10	Georgia Tech	9/19/20
Doug Gabriel	153	11	Penn State	8/31/02
Arnell Spencer	152	6	Elon	9/19/87
Ted Wilson	151	7	Georgia Southern	11/9/85
Gabriel Davis	151	10	Pittsburgh	9/21/19
David Rhodes	150	11	Liberty	11/6/93
Jimmy Fryzel	150	6	Syracuse	11/2/02
Jaylon Robinson	150	9	East Carolina	9/26/20
Kenny Clark	148	5	Georgia Tech	9/2/00
Siaha Burley	147	9	Purdue	9/19/98
Tavaris Capers	147	7	Northern Illinois	10/9/04
<b>Kobe Hudson</b>	<b>147</b>	<b>6</b>	<b>Villanova</b>	<b>9/16/23</b>
Siaha Burley	146	11	Bowling Green	9/26/98
Breshad Perriman	146	7	Temple	10/25/14
David Rhodes	145	5	Bethune-Cookman	10/23/93
Dredrick Snelson	145	9	Memphis	12/2/17
Doug Gabriel	142	7	Louisiana-Monroe	10/20/01
Rannell Hall	142	8	South Carolina	9/28/13
Mike Dickinson	141	5	Bethune-Cookman	9/12/92
Tre'Quan Smith	141	7	SMU	11/4/17
Charles Lee	140	9	Louisiana Tech	10/23/99
Doug Gabriel	140	6	Liberty	9/28/02
Adrian Killins Jr.	140	3	Pittsburgh	9/29/18
Jaylon Robinson	140	6	Boise State	9/2/21
Ted Wilson	139	11	Samford	11/30/85
Bret Cooper	139	7	Liberty	10/31/92
Kenny Clark	139	6	Bowling Green	11/20/99
Breshad Perriman	139	4	East Carolina	12/4/14
David Rhodes	138	12	Troy	10/30/93
Siaha Burley	138	9	Mississippi State	10/25/97
Breshad Perriman	138	9	NC State	12/26/14
Javon Baker	138	6	SMU	10/5/22
<b>Kobe Hudson</b>	<b>138</b>	<b>5</b>	<b>Kansas State</b>	<b>9/23/23</b>
Tre'Quan Smith	137	13	Houston	10/29/16
Bernard Ford	136	8	Savannah State	10/10/87
Sean Beckton	136	8	Eastern Kentucky	11/12/88

Player	Yards	Rec.	Opponent	Date
Tyson Hinshaw	136	6	Louisiana-Monroe	10/21/00
Tre Nixon	136	7	Pittsburgh	9/21/19
Marlon Williams	136	13	East Carolina	9/26/20
Shawn Jefferson	135	3	Southern Illinois	10/27/90
Siaha Burley	135	8	Eastern Michigan	11/15/97
Rocky Ross	135	6	Memphis	11/11/06
<b>Kobe Hudson</b>	<b>134</b>	<b>5</b>	<b>Boise State</b>	<b>9/9/23</b>
Javon Baker	134	5	Oklahoma	10/21/23
Ted Wilson	133	10	Murray State	10/4/86
Poe White	133	5	Florida A&M	11/14/87
Brandon Marshall	133	4	Memphis	10/8/05
Mike Sims-Walker	133	12	USF	9/16/06
Mike Sims-Walker	133	7	UAB	11/25/06
David Rhodes	132	6	Western Kentucky	9/24/94
Marlon Williams	132	7	Marshall	12/23/19
Sean Beckton	131	11	New Haven	10/8/88
David Rhodes	131	5	Buffalo	11/7/92
Mike Sims-Walker	131	6	Memphis	11/11/06
Kamar Aiken	131	4	Memphis	9/22/07
Tre'Quan Smith	131	7	Tulsa	11/7/15
Ted Wilson	130	8	Stephen F. Austin	10/26/85
Todd Cleveland	129	6	Liberty	10/29/94
Tyson Hinshaw	129	14	Northern Illinois	10/7/00
Gabriel Davis	128	6	Memphis	10/13/18
Mike Dickinson	127	4	Gardner-Webb	9/5/92
David Rhodes	127	5	James Madison	11/14/92
A.J. Guyton	127	8	South Dakota	9/4/10
Rannell Hall	127	4	FIU	9/6/13
Jimmy Fryzel	126	7	Kent State	11/16/02
Siaha Burley	125	8	Idaho	9/20/97
Brandon Johnson	125	7	UConn	11/20/21
Sean Beckton	124	7	Georgia Southern	10/29/88
Doug Gabriel	124	3	Liberty	10/13/01
Rocky Ross	124	9	Tulane	11/18/06
Siaha Burley	123	7	Samford	10/11/97
Jamar Newsome	123	5	Houston	11/5/10
Tre Nixon	123	6	Houston	11/2/19
Jimmy Fryzel	122	8	Buffalo	11/9/02
Kamar Aiken	122	8	East Carolina	10/6/07
Sean Beckton	121	10	Eastern Kentucky	9/8/90
Brian Watters	121	7	Tulsa	10/26/08
<b>Kobe Hudson</b>	<b>121</b>	<b>4</b>	<b>Temple</b>	<b>10/13/22</b>
Ted Wilson	120	10	Savannah State	11/23/85
Sean Beckton	120	9	West Georgia	9/10/88
Todd Cleveland	120	11	South Carolina	9/7/96
Kenny Clark	120	6	Louisiana Tech	9/5/98
Brandon Marshall	120	7	Houston	11/5/05
Tre'Quan Smith	120	7	UConn	11/11/17
Dredrick Snelson	120	4	Memphis	12/1/18
Glenn McCombs	119	7	Bethune-Cookman	11/26/83
Shawn Jefferson	119	5	East Tennessee State	10/7/89
Siaha Burley	119	9	Eastern Illinois	9/12/98
Kenny Clark	119	10	Georgia	9/25/99
Mike Sims-Walker	119	6	Houston	10/28/06
A.J. Guyton	119	9	East Carolina	9/26/09
J.J. Worton	119	6	UConn	10/26/13
Gabriel Davis	119	5	UConn	9/28/19
Marlon Williams	119	9	Tulane	11/23/19
Ted Wilson	118	11	Western Kentucky	10/12/85
Luther Huggins	118	9	Akron	10/16/04
Jamar Newsome	118	4	Memphis	11/27/10
Bret Cooper	117	9	East Carolina	9/21/91
David Rhodes	117	6	Western Illinois	10/16/93
Mark Nonsant	117	7	Louisiana-Monroe	11/1/97
Tavrus Davis	117	8	Utah State	10/27/01
J.J. Worton	117	8	Southern Miss	10/13/12
J.J. Worton	117	5	Rutgers	11/21/13
Ryan O'Keefe	117	6	SMU	10/5/22
Javon Baker	117	4	Texas Tech	11/18/23
David Rhodes	116	6	East Carolina	9/21/91
Mike Dickinson	116	7	Troy State	9/19/92
Tyson Hinshaw	116	10	Virginia Tech	11/11/00
Doug Gabriel	116	5	Arizona State	9/7/02
Siaha Burley	115	8	Ball State	11/14/98
Tyson Hinshaw	115	10	Eastern Michigan	10/30/99
Alec Holler	115	3	Florida Atlantic	9/17/22
Ted Wilson	114	4	Illinois State	9/28/85
J.J. Worton	114	11	Southern Miss	11/12/11
D'erren Wilson	114	7	Tulane	10/3/15
Tre'Quan Smith	114	8	Maryland	9/17/16
Jimmy Fryzel	113	7	Western Michigan	10/12/02





**100-YARD RECEIVING GAMES**

Player	Yards	Rec.	Opponent	Date
Breshad Perriman	113	3	Akron	8/29/13
Rannell Hall	113	4	Baylor	1/1/14
Chris Johnson	113	6	Tulane	10/3/15
Jaylon Robinson	113	4	Temple	11/14/20
Javon Baker	113	3	Baylor	9/30/23
Ted Wilson	112	7	Louisville	11/2/85
Todd Cleveland	112	9	Mississippi State	10/25/97
Javon Baker	112	4	Oklahoma State	11/11/23
Sean Beckton	111	6	North Alabama	10/1/88
Sean Beckton	111	12	Bethune-Cookman	9/1/89
Mark Nonsant	111	6	Illinois State	11/2/96
Gabriel Davis	111	9	SC State	9/8/18
Jaylon Robinson	111	3	Tulsa	10/3/20
Ryan O'Keefe	111	7	Temple	10/13/22
Mark Nonsant	110	9	Toledo	10/3/98
Charles Lee	110	8	Eastern Illinois	10/2/99
Brandon Marshall	110	10	Tulane	10/21/05
Mike Sims-Walker	110	7	East Carolina	10/29/05
Jacob Harris	110	5	South Florida	11/27/20
Ryan O'Keefe	110	8	Bethune-Cookman	9/11/21
Ted Wilson	109	4	Austin Peay	10/27/84
Shawn Jefferson	109	4	Bethune-Cookman	9/15/90
Sean Beckton	109	6	Slippery Rock	11/10/90
Mark Whittemore	109	8	Western Kentucky	10/24/92
Rufus Hall	109	8	Eastern Kentucky	8/31/95
Jimmy Fryzel	109	5	Akron	9/16/00
Brandon Marshall	109	7	Tulsa	12/3/05
Mike Sims-Walker	109	8	Southern Miss	10/15/05
Breshad Perriman	109	3	South Carolina	9/28/13
Mark Whittemore	108	5	East Carolina	9/18/93
David Rhodes	108	8	Buffalo	11/13/93
Todd Cleveland	108	3	Troy	10/22/94
Charles Lee	108	10	Bowling Green	11/20/99
Ed Schenk	107	8	VMI	9/25/82
Tavuris Davis	107	4	Eastern Kentucky	10/14/00
Brandon Marshall	107	5	Louisiana	10/1/05
Breshad Perriman	107	7	Memphis	10/5/13
Jaylon Robinson	107	5	Houston	10/31/20
Jimmy Fryzel	106	4	Louisiana	10/24/01
Gabriel Davis	106	8	South Florida	11/29/19
Arnell Spencer	105	4	Eastern Kentucky	11/12/88
David Rhodes	105	5	Maine	9/3/94
Mike Sims-Walker	105	9	South Carolina	9/1/05
Jaylon Robinson	105	10	Georgia Tech	9/19/20
Bernard Ford	104	7	Wichita State	10/11/86
Sean Beckton	104	6	Grand Valley State	10/31/87
Mike Dickinson	104	9	Millersville	11/16/91
Doug Gabriel	104	7	Western Michigan	10/12/02
Brandon Marshall	104	5	Florida Atlantic	9/13/03
Mike Sims-Walker	104	4	Florida Atlantic	9/13/03
Josh Reese	104	4	Tulsa	11/14/14
Jordan Akins	104	9	FIU	9/3/15
Tre'Quan Smith	104	9	FIU	9/3/15
Jim Taylor	103	8	Alabama A&M	10/17/81
Aaron Sam	103	6	West Georgia	9/13/86
David Rhodes	103	8	Valdosta State	9/10/94
Rufus Hall	103	6	Illinois State	11/2/96
Siaha Burley	103	10	New Mexico	11/21/98
Charles Lee	103	7	Youngstown State	10/31/98
A.J. Guyton	103	3	Rice	10/24/09
Tre'Quan Smith	103	3	Temple	10/15/16
Tre Nixon	103	3	ECU	10/19/19
Don Grayson	102	8	Eastern Kentucky	10/18/86
Ted Wilson	102	4	Eastern Kentucky	10/18/86
Mark Nonsant	102	6	Louisiana Tech	9/5/98
Tyson Hinshaw	102	8	Alabama	10/28/00
Brandon Marshall	102	10	South Carolina	9/1/05
Tre'Quan Smith	102	7	South Florida	11/26/15
Marlon Williams	102	4	Temple	11/14/20
J.J. Worton	101	7	Penn State	9/14/13
Tre Nixon	101	5	UConn	8/30/18
Gabriel Davis	101	6	Memphis	12/1/18
<b>Javon Baker</b>	<b>101</b>	<b>6</b>	<b>Navy</b>	<b>11/19/22</b>
Bret Cooper	100	6	James Madison	9/7/91
Mark Nonsant	100	9	Hawaii	10/21/95
Charles Lee	100	3	Louisiana-Monroe	11/1/97
Charles Lee	100	10	Middle Tennessee	11/13/99
Tavaris Capers	100	5	Buffalo	10/2/04
Jamar Newsome	100	5	Southern Miss	11/13/10





### 100-YARD RECEIVING TANDEM

Players	Yards	Rec.	Opponent	Date
Don Grayson	102	8	Eastern Kentucky	10/18/86
Ted Wilson	102	4		
Bernard Ford	160	14	Elon	9/19/87
Arnell Spencer	152	6		
Sean Beckton	136	8	Eastern Kentucky	11/12/88
Arnell Spencer	105	4		
Bret Cooper	117	9	East Carolina	9/21/91
David Rhodes	116	6		
David Rhodes	231	10	Western Kentucky	10/24/92
Mark Whittemore	109	8		
Bret Cooper	181	8	Buffalo	11/7/92
David Rhodes	131	5		
Mark Whittemore	156	7	Western Kentucky	9/24/94
David Rhodes	132	6		
David Rhodes	160	7	Troy	10/22/94
Todd Cleveland	108	3		
Mark Nonsant	111	6	Illinois State	11/2/96
Rufus Hall	103	6		
Siaha Burley	138	9	Mississippi State	10/25/97
Todd Cleveland	112	9		
Mark Nonsant	117	7	Louisiana-Monroe	11/1/97
Charles Lee	100	3		
Kenny Clark	120	6	Louisiana Tech	9/5/98
Mark Nonsant	102	6		
Charles Lee	154	11	Eastern Illinois	9/12/98
Siaha Burley	119	9		
Kenny Clark	139	6	Bowling Green	11/20/99
Charles Lee	108	10		
Jimmy Fryzel	113	7	Western Michigan	10/12/02
Doug Gabriel	104	7		
Doug Gabriel	206	12	Syracuse	11/2/02
Jimmy Fryzel	150	6		
Mike Sims-Walker	105	9	South Carolina	9/1/05
Brandon Marshall	102	10		

Players	Yards	Rec.	Opponent	Date
Mike Sims-Walker	157	10	Memphis	10/8/05
Brandon Marshall	133	4		
Rocky Ross	135	6	Memphis	11/11/06
Mike Sims-Walker	131	6		
Rannell Hall	142	8	South Carolina	9/28/13
Breshad Perriman	109	3		
J.J. Worton	179	10	Temple	11/16/13
Rannell Hall	159	9		
Tre'Quan Smith	161	6	Memphis	12/2/17
Dredrick Snelson	145	9		
Dredrick Snelson	120	4	Memphis	12/2/18
Gabriel Davis	101	6		
Gabriel Davis	164	9	ECU	10/19/19
Tre Nixon	103	3		
Gabriel Davis	151	10	Pittsburgh	9/21/19
Tre Nixon	136	7		
Marlon Williams	154	10	Georgia Tech	9/19/20
Jaylon Robinson	105	6		
Jaylon Robinson	150	9	East Carolina	9/26/20
Marlon Williams	136	13		
Marlon Williams	191	13	Memphis	10/17/20
Ryan O'Keefe	175	4		
Jaylon Robinson	173	10		
Jaylon Robinson	113	4	Temple	11/14/20
Marlon Williams	102	4		
Javon Baker	138	6	SMU	10/5/22
Ryan O'Keefe	117	6		
Kobe Hudson	121	4	Temple	10/13/22
Ryan O'Keefe	111	7		







## TOTAL OFFENSE / ALL-PURPOSE RECORDS

### Team Records

#### Single Game

##### Most Plays

UCF	111	Eastern Kentucky, 10/19/85
Both Teams	201	Memphis, 10/17/20
Opponent	106	Western Illinois, 9/26/92

##### Most Net Yards

UCF	818	Gardner-Webb, 9/5/92
Both Teams	1,501	Memphis, 10/17/20
Opponent	771	Stephen F. Austin, 10/26/85

##### Highest Yards Per Play

UCF	12.9	Cincinnati, 10/7/17
Opponent	9.8	Cincinnati, 10/31/15

#### Single Season

##### Most Plays

UCF	1,016	2007, 2019
Opponent	1,025	2007

##### Most Plays Per Game

UCF	85.9	2020
Opponent	81.9	1992

##### Fewest Plays

UCF	667	1982
Opponent	653	1989

##### Fewest Plays Per Game

UCF	64.1	2010
Opponent	61.0	2011

##### Most Total Yards

UCF	7,026	2019
Opponent	5,569	2015

##### Most Total Yards Per Game

UCF	568.1	2020
Opponent	491.8	2020

##### Fewest Total Yards

UCF	2,351	1982
Opponent	2,763	1989

##### Fewest Total Yards Per Game

UCF	229.5	2008
Opponent	255.5	1990

##### Highest Average Per Play

UCF	7.5	2017
Opponent	6.5	2015

##### Lowest Average Per Play

UCF	3.5	1982
Opponent	3.4	1979

### Individual Records

#### TOTAL OFFENSE

##### Game

1. Dillon Gabriel	650	10/17/20
2. McKenzie Milton	562	12/2/17
3. Ryan Schneider	501	9/13/03
4. Daunte Culpepper	480	11/1/97
5. Daunte Culpepper	479	9/12/98
6. Daunte Culpepper	467	10/24/98
Blake Bortles	467	11/16/13
8. John Rhys Plumlee	460	9/17/22
9. Darin Slack	457	10/17/87
10. Dillon Gabriel	447	9/19/20

##### Season

1. McKenzie Milton	4,650	2017
2. Daunte Culpepper	4,153	1998
3. Blake Bortles	3,853	2013
4. Dillon Gabriel	3,739	2020
5. Dillon Gabriel	3,731	2019
6. Ryan Schneider	3,681	2002
7. Daunte Culpepper	3,524	1997
8. John Rhys Plumlee	3,448	2022
9. Blake Bortles	3,344	2012
10. Vic Penn	3,246	1999

##### Career

1. Daunte Culpepper	12,432	1995-98
2. Ryan Schneider	10,703	2000-03
3. McKenzie Milton	9,761	2016-18
4. Darin Hinshaw	8,865	1991-94
5. Dillon Gabriel	8,409	2019-21
6. Blake Bortles	8,159	2011-13
7. Darin Slack	6,229	1984-87
8. John Rhys Plumlee	6,224	2022-23
9. Justin Holman	5,410	2013-16
10. Jeff Godfrey	5,200	2010-13

#### AVERAGE ALL-PURPOSE YARDS

##### Season

1. Kevin Smith	200.6	2007
2. Bernard Ford	180.7	1987
3. Doug Gabriel	160.1	2002
4. Todd Cleveland	153.2	1996
5. Marquette Smith	145.9	1995
6. Sean Beckton	145.3	1988
7. Ted Wilson	144.2	1984
8. Ted Wilson	139.0	1985
9. Willie English	136.5	1991
10. Marlon Williams	130.6	2020

##### Career (minimum two seasons)

1. Kevin Smith	142.3	2005-07
2. Marquette Smith	123.9	1994-95
3. Doug Gabriel	123.5	2001-02
4. Siaha Burley	115.5	1997-98
5. Ted Wilson	110.3	1983-86
6. Mark Whittemore	99.5	1991-94
7. Alex Haynes	98.1	2001-04
8. David Rhodes	94.5	1991-94
9. Bernard Ford	94.2	1985-87
10. Todd Cleveland	92.9	1994-97

#### ALL-PURPOSE YARDS

##### Game

1. Kevin Smith	326	11/10/07
2. Doug Gabriel	324	11/2/02
3. Ted Wilson	311	10/13/84
4. Siaha Burley	295	10/24/98
5. Kevin Smith	284	12/1/07
6. Rannell Hall	277	11/16/13
7. Willie English	269	10/5/91
8. Latavius Murray	257	11/25/11
9. Bernard Ford	253	9/19/87
10. Bernard Ford	252	10/17/87

##### Season

1. Kevin Smith	2,809	2007
2. Doug Gabriel	1,921	2002
3. Rannell Hall	1,696	2013
4. Bernard Ford	1,627	1987
5. Marquette Smith	1,605	1995
6. Sean Beckton	1,599	1988
7. Ted Wilson	1,587	1984
8. Ted Wilson	1,529	1985
9. Willie English	1,502	1991
10. Siaha Burley	1,435	1998

##### Career

1. Ted Wilson	4,854	1983-86
2. Kevin Smith	4,679	2005-07
3. Rannell Hall	4,398	2011-14
4. Adrian Killins Jr.	4,361	2016-19
5. Mark Whittemore	4,282	1991-94
6. Alex Haynes	4,021	2001-04
7. Quincy McDuffie	4,014	2009-12
8. Otis Anderson	3,708	2017-20
9. David Rhodes	3,689	1991-94
10. Sean Beckton	3,652	1987-90

#### OPPONENT SINGLE GAME

##### ALL-PURPOSE YARDS

##### Most Plays

43... Anthony Sherrell, EMU ..... 11/8/03

##### Most Yards Gained

363... Kyran Moore, Austin Peay.. 10/28/17

#### OPPONENT SINGLE GAME TOTAL OFFENSE

##### Most Plays

80... Holton Ahlers, ECU..... 10/20/18

##### Most Total Yards Gained

605... Quinton Flowers, USF ..... 11/24/17





SCORING RECORDS

Team Records

Single Game

Most Points

UCF ..... 73 ..... Austin Peay, 10/28/17
Both Teams ..... 117 ..... Memphis, 12/2/17
Opponent ..... 69 ..... VMI, 9/25/82

Fewest Points

UCF ..... 0 ..... Eight times
First time, Presbyterian, 10/27/79
Last time, UAB, 11/29/08
Both Teams ..... 3 ..... Presbyterian, 9/12/81
Opponent ..... 0 ..... 23 times
First time, St. Leo, 9/22/79
Last time, Florida A&M, 8/29/19

Points Scored in a Quarter

1st ..... 31 ..... Tulane, 11/20/10
2nd ..... 31 ..... Fort Lewis, 11/19/83
31 ..... Austin Peay, 10/28/17
31 ..... Florida A&M, 8/29/19
3rd ..... 30 ..... Louisiana Tech, 9/5/98
4th ..... 30 ..... Grand Valley State, 10/31/87

Points Scored in a Half

50 (first) ..... Akron, 11/3/01

Points Scored in a Quarter by Opponent

1st ..... 28, by VMI ..... 9/25/82
2nd ..... 27, by Florida (2x) ..... 9/11/99, 9/9/06
3rd ..... 30, by Nicholls State ..... 10/23/82
4th ..... 22, by Kent State ..... 10/4/97

Points Scored in a Half by Opponent

48 (first) ..... by Florida, 9/11/99

Most Decisive Win

67-3 ..... Grand Valley State, 10/31/87

Most Decisive Loss

69-0 ..... VMI, 9/25/82

Most Touchdowns in a Game

UCF ..... 10 ..... Austin Peay, 10/28/17
Both Teams ..... 15 ..... Austin Peay, 10/28/17
15 ..... Memphis, 12/2/17
Opponent ..... 10 ..... VMI, 9/25/82

Most Touchdowns Rushing

UCF ..... 8 ..... Charleston Southern, 9/3/11
Both Teams ..... 10 ..... VMI, 9/25/82
Opponent ..... 10 ..... VMI, 9/25/82

Most Touchdowns Passing

UCF ..... 7 ..... West Georgia, 10/17/87
Both Teams ..... 11 ..... Memphis, 10/17/20
Opponent ..... 6 ..... Stephen F. Austin, 10/26/85
6 ..... Kent State, 10/4/97
6 ..... Cincinnati, 10/31/15
6 ..... Memphis, 10/17/20

Most PATs

UCF ..... 10 ..... Austin Peay, 10/28/17
10 ..... Temple, 10/13/22
Both Teams ..... 15 ..... Memphis, 12/2/17
Opponent ..... 9 ..... VMI, 9/25/82

Most Field Goals

UCF ..... 4 ..... Savannah State, 10/10/81
4 ..... Bethune-Cookman, 9/7/85
4 ..... Bethune-Cookman, 9/6/86
4 ..... Alabama, 10/28/01
4 ..... UAB, 11/12/05
4 ..... East Carolina, 12/4/14
4 ..... S.C. State, 9/3/16
4 ..... Georgia Tech, 9/24/22
4 ..... Boise State, 9/9/23
Both Teams ..... 8 ..... Southern Miss, 11/12/11
Opponent ..... 5 ..... Southern Miss, 11/12/11

Individual Records

TOUCHDOWNS SCORED

Game

1. Bernard Ford ..... 4 ..... 10/24/87
Bret Cooper ..... 4 ..... 11/7/92
David Rhodes ..... 4 ..... 11/6/93
Mike Grant ..... 4 ..... 9/20/97
Alex Haynes ..... 4 ..... 9/22/01
Doug Gabriel ..... 4 ..... 11/30/02
Kevin Smith ..... 4 ..... 10/20/07
Kevin Smith ..... 4 ..... 11/10/07
Kevin Smith ..... 4 ..... 12/1/07
Tre'Quan Smith ..... 4 ..... 10/7/17
Darriel Mack Jr. .... 4 ..... 12/1/18
Isaiah Bowser ..... 4 ..... 9/11/21

Season

1. Kevin Smith ..... 30 ..... 2007
2. Latavius Murray ..... 19 ..... 2012
3. Storm Johnson ..... 17 ..... 2013
4. Isaiah Bowser ..... 16 ..... 2022
RJ Harvey ..... 16 ..... 2023
6. Bret Cooper ..... 15 ..... 1992
7. Marquette Smith ..... 14 ..... 1995
Mike Grant ..... 14 ..... 1997
Brynn Harvey ..... 14 ..... 2009
Tre'Quan Smith ..... 14 ..... 2017

Career

1. Kevin Smith ..... 46 ..... 2005-07
2. Latavius Murray ..... 44 ..... 2008-12
3. Willie English ..... 38 ..... 1989-93
4. Adrian Killins Jr. .... 34 ..... 2016-19
5. Greg McCrae ..... 30 ..... 2017-20
6. David Rhodes ..... 29 ..... 1991-94
7. Alex Haynes ..... 28 ..... 2001-04
8. Otis Anderson ..... 27 ..... 2017-20
9. Jeff Godfrey ..... 26 ..... 2010-13
10. Gerod Davis ..... 25 ..... 1992-95
Isaiah Bowser ..... 25 ..... 2021-22

TEAM SCORING RECORDS

Single Season

Most Points

UCF ..... 627 ..... 2017
Opponent .. 452 ..... 2015

Most Points Per Game

UCF ..... 48.2 ..... 2017
Opponent .. 37.7 ..... 2015

Fewest Points

UCF ..... 109 ..... 1982
Opponent .. 130 ..... 1981

Fewest Points Per Game

UCF ..... 10.9 ..... 1982
Opponent .. 13.0 ..... 1981

Highest Scoring Differential

UCF ..... +22.9 ..... 2017
Opponent .. +24.7 ..... 1982

Most Touchdowns

UCF ..... 84 ..... 2017
Opponent .. 57 ..... 2015

Fewest Touchdowns

UCF ..... 13 ..... 1981, '82
Opponent .. 18 ..... 1981, '87

Most Rushing Touchdowns

UCF ..... 43 ..... 2018
Opponent .. 30 ..... 1984, '85

Fewest Rushing Touchdowns

UCF ..... 4 ..... 2015
Opponent .. 9 ..... 1981, '89, '10, '11

Most Touchdown Passes

UCF ..... 38 ..... 2017
Opponent .. 31 ..... 2015

Fewest Touchdown Passes

UCF ..... 4 ..... 1981
Opponent .. 5 ..... 1981, '87

Punt Returns For Touchdown

UCF ..... 3 ..... 1991
Opponent .. 3 ..... 1984

Kick Returns For Touchdown

UCF ..... 3 ..... 1994, '12
Opponent .. 2 ..... 2009

Interception Returns For TD

UCF ..... 5 ..... 2010
Opponent .. 3 ..... 2002, '03, '21

Fumble Returns For TD

UCF ..... 1 ..... Many Times
Opponent .. 2 ..... 2002, '11

Most PAT Kicks Made

UCF ..... 80 ..... 2017
Opponent .. 51 ..... 2015

Fewest PAT Kicks Made

UCF ..... 8 ..... 1981
Opponent .. 11 ..... 1981

Most PAT Kicks Attempted

UCF ..... 81 ..... 2017
Opponent .. 51 ..... 2015

Fewest PAT Kicks Att.

UCF ..... 12 ..... 1981
Opponent .. 14 ..... 1981

Most Two-Point Conv. Made

UCF ..... 5 ..... 1984
Opponent .. 4 ..... 2020

Most Field Goals Made

UCF ..... 22 ..... 2005, '07
Opponent .. 22 ..... 2007

Fewest Field Goals Made

UCF ..... 6 ..... 1982, '84
Opponent .. 3 ..... 1981, '95



## SCORING RECORDS

### POINTS KICKING

#### Game

1. Scott Ryerson.....	17	10/10/81
2. Ed O'Brien.....	16	10/24/87
Javier Beorlegui.....	16	10/28/00
4. Ed O'Brien.....	15	9/7/85
Franco Grilla.....	15	9/5/92
6. Ed O'Brien.....	14	9/6/86
Fred Waczewski.....	14	9/5/98
Matt Prater.....	14	11/16/02
Michael Torres.....	14	11/11/06
Michael Torres.....	14	10/20/07
Michael Torres.....	14	12/1/07
Nick Cattoi.....	14	10/3/09
Shawn Moffitt.....	14	10/26/13
Shawn Moffitt.....	14	12/4/14
Matthew Wright.....	14	9/3/16
Matthew Wright.....	14	12/2/17

#### Season

1. Matthew Wright.....	119	2017
2. Dylan Barnas.....	114	2019
3. Shawn Moffitt.....	112	2013
4. Michael Torres.....	110	2007
Matthew Wright.....	110	2018
6. Matthew Wright.....	90	2016
7. Charlie Pierce.....	89	1994
Shawn Moffitt.....	89	2012
9. Franco Grilla.....	88	1990
10. Ed O'Brien.....	87	1987
Charlie Pierce.....	87	1993
Colton Boomer.....	87	2023

#### Career

1. Matthew Wright.....	375	2015-18
2. Shawn Moffitt.....	314	2011-14
3. Charlie Pierce.....	297	1993-96
4. Franco Grilla.....	285	1989-92
5. Ed O'Brien.....	263	1984-87
6. Matt Prater.....	258	2002-05
7. Nick Cattoi.....	225	2008-11
8. Javier Beorlegui.....	207	1998-01
9. Michael Torres.....	186	2006-07
10. Daniel Obarski.....	171	2019-22
Colton Boomer.....	171	2022-pres.

### POINTS SCORED

#### Game

1. Bernard Ford.....	24	10/24/87
Bret Cooper.....	24	11/7/92
David Rhodes.....	24	11/6/93
Mike Grant.....	24	9/20/97

Alex Haynes.....	24	9/22/01
Doug Gabriel.....	24	11/30/02
Kevin Smith.....	24	10/20/07
Kevin Smith.....	24	11/10/07
Kevin Smith.....	24	12/1/07
Tre'Quan Smith.....	24	10/7/17
Darriell Mack Jr.....	24	12/1/18
Isaiah Bowser.....	24	9/11/21

#### Season

1. Kevin Smith.....	180	2007
2. Matthew Wright.....	119	2017
3. Latavius Murray.....	114	2012
Dylan Barnas.....	114	2019
5. Shawn Moffitt.....	112	2013
6. Michael Torres.....	110	2007
Matthew Wright.....	110	2018
8. Storm Johnson.....	102	2013
RJ Harvey.....	102	2023
10. Isaiah Bowser.....	98	2022

#### Career

1. Matthew Wright.....	375	2015-18
2. Shawn Moffitt.....	314	2011-14
3. Charlie Pierce.....	297	1993-96
4. Franco Grilla.....	285	1989-92
5. Kevin Smith.....	276	2005-07
6. Latavius Murray.....	264	2008-12
7. Ed O'Brien.....	263	1984-87
8. Matt Prater.....	258	2002-05
9. Willie English.....	228	1989-93
10. Nick Cattoi.....	225	2008-11

### TOUCHDOWNS RESPONSIBLE FOR

#### Game

1. Darin Slack.....	7	10/17/87
Daunte Culpepper.....	7	9/12/98
John Rhys Plumlee.....	7	10/13/22
3. Darin Hinshaw.....	6	11/6/93
Daunte Culpepper.....	6	11/1/97
Daunte Culpepper.....	6	9/5/98
Ryan Schneider.....	6	11/9/02
McKenzie Milton.....	6	12/2/17
McKenzie Milton.....	6	9/21/18
McKenzie Milton.....	6	9/29/18
Darriell Mack Jr.....	6	12/1/18
Dillon Gabriel.....	6	10/17/20

#### Season

1. McKenzie Milton.....	45	2017
2. Daunte Culpepper.....	40	1998
3. McKenzie Milton.....	34	2018
Dillon Gabriel.....	34	2020
5. Darin Hinshaw.....	33	1994
Ryan Schneider.....	33	2002
Blake Bortles.....	33	2012
Dillon Gabriel.....	33	2019
9. Darin Hinshaw.....	31	1993
Blake Bortles.....	31	2013

#### Career

1. Daunte Culpepper.....	108	1995-98
2. Darin Hinshaw.....	93	1991-94
3. Ryan Schneider.....	93	2000-03
4. McKenzie Milton.....	92	2016-18
5. Dillon Gabriel.....	78	2019-21
6. Blake Bortles.....	71	2011-13
7. Darin Slack.....	53	1984-87
8. Dana Thyhsen.....	46	1982-84
Kevin Smith.....	46	2005-07
10. John Rhys Plumlee.....	45	2022-23

### OPPONENT SINGLE GAME

#### SCORING RECORDS

##### Most Points Scored

30.... Lee Suggs, Virginia Tech..... 11/11/00

##### Most Touchdowns Scored

5..... Lee Suggs, Virginia Tech..... 11/11/00



## KICKING RECORDS

### FIELD GOALS MADE

#### Game

1. Scott Ryerson	4	10/10/81
Ed O'Brien	4	9/7/85
Ed O'Brien	4	9/6/86
Charlie Pierce	4	11/12/94
Javier Beorlegui	4	10/28/00
Matt Prater	4	11/16/02
Matt Prater	4	11/12/05
Michael Torres	4	11/11/06
Nick Cattoi	4	10/3/09
Shawn Moffitt	4	10/4/12
Shawn Moffitt	4	12/4/14
Matthew Wright	4	9/3/16
<b>Colton Boomer</b>	<b>4</b>	<b>9/24/22</b>
<b>Colton Boomer</b>	<b>4</b>	<b>9/9/23</b>

#### Season

1. Shawn Moffitt	21	2013
2. Michael Torres	20	2007
3. Scott Ryerson	18	1981
4. Ed O'Brien	17	1987
Matt Prater	17	2005
Michael Torres	17	2006
Shawn Moffitt	17	2014
Matthew Wright	17	2016
9. Ed O'Brien	16	1986
Franco Grilla	16	1990

#### Career

1. Matthew Wright	55	2015-18
2. Shawn Moffitt	53	2011-14
3. Ed O'Brien	50	1984-87
Matt Prater	50	2002-05
5. Franco Grilla	47	1989-92
6. Charlie Pierce	46	1993-96
7. Nick Cattoi	39	2008-11
8. Michael Torres	37	2006-07
9. Matt Prater	33	2002-05
10. Scott Ryerson	32	1980-83
Javier Beorlegui	32	1998-01

### CONSECUTIVE FIELD GOALS MADE

1. Michael Torres	16	10/20/07-12/29/07
2. Charlie Pierce	12	9/25-10/30/93
Shawn Moffitt	12	12/21/12-11/9/13
4. Matt Prater	11	11/18/03-9/18/04
5. Javier Beorlegui	10	9/23/00-9/1/01
<b>Colton Boomer</b>	<b>10</b>	<b>9/17-10/29/22</b>
6. Charlie Pierce	9	10/15-11/19/94
Shawn Moffitt	9	11/3/11-10/13/12
Dylan Barnas	9	9/14/19-11/23/19
9. Franco Grilla	8	9/22-10/20/90
Michael Torres	8	11/4-11/18/06
Matthew Wright	8	9/1-10/17/15

### FIELD GOALS ATTEMPTED

#### Game

1. Scott Ryerson	8	11/7/81
2. Shawn Moffitt	6	12/4/14
3. Scott Ryerson	5	10/3/81
Scott Ryerson	5	10/10/81
Travis Allen	5	10/8/88
Matt Prater	5	11/2/02
Matt Prater	5	11/12/05

#### Season

1. Scott Ryerson	29	1981
2. Ed O'Brien	26	1987
3. Michael Torres	24	2006
Michael Torres	24	2007
5. Shawn Moffitt	23	2013
Shawn Moffitt	23	2014
7. Matthew Wright	22	2016
8. Ed O'Brien	21	1986
Franco Grilla	21	1990
Franco Grilla	21	1991
Matt Prater	21	2002
Colton Boomer	21	2023

#### Career

1. Ed O'Brien	77	1984-87
2. Matt Prater	74	2002-05
3. Franco Grilla	71	1989-92
Matthew Wright	71	2015-18
5. Shawn Moffitt	69	2011-14
6. Charlie Pierce	61	1993-96
7. Nick Cattoi	60	2008-11
7. Scott Ryerson	54	1980-83
8. Javier Beorlegui	50	1998-01
9. Michael Torres	48	2006-07
10. Matthew Wright	39	2015-16

### FIELD GOAL PERCENTAGE

#### Season (minimum 10 attempts)


1. <b>Colton Boomer</b>	<b>933 (14/15)</b>	<b>2022</b>
2. Shawn Moffitt	913 (21/23)	2013
3. Dylan Barnas	882 (15/17)	2019
4. Charlie Pierce	875 (14/16)	1994
5. Matthew Wright	857 (12/14)	2018
6. Michael Torres	833 (20/24)	2007
7. Fred Waczewski	813 (13/16)	1997
8. Charlie Pierce	778 (14/18)	1993
Javier Beorlegui	778 (14/18)	2000
10. Matthew Wright	773 (17/22)	2016

#### Career (minimum 2 years/20 attempts)

1. Matthew Wright	775 (55/71)	2015-18
2. Michael Torres	771 (37/48)	2006-07
3. Shawn Moffitt	768 (53/69)	2011-14
4. Charlie Pierce	754 (46/61)	1993-96
5. <b>Colton Boomer</b>	<b>750 (27/36)</b>	<b>2022-pres.</b>
6. Fred Waczewski	677 (21/31)	1997-98
7. Matt Prater	676 (50/74)	2002-05
8. Franco Grilla	662 (47/71)	1989-92
9. Nick Cattoi	650 (39/60)	2008-11
10. Ed O'Brien	649 (50/77)	1984-87

### LONGEST FIELD GOAL MADE

1. Ed O'Brien	55	9/7/85
<b>Colton Boomer</b>	<b>55</b>	<b>9/9/23</b>
2. Scott Ryerson	54	10/10/81
Darin Daly	54	10/26/08
3. Matt Prater	53	8/31/02
4. Ed O'Brien	52	11/10/84
Scott Ryerson	52	11/7/81
Charlie Pierce	52	9/28/96
7. Five players tied	51	last Michael Torres, 11/10/06





# KICKING RECORDS

## FIELD GOALS MADE 50 YARDS OR MORE

<b>Game</b>		
1. Scott Ryerson .....	2 .....	10/10/81
<b>Colton Boomer .....</b>	<b>2 .....</b>	<b>9/9/23</b>

<b>Season</b>		
1. Scott Ryerson .....	4 .....	1981
2. Scott Ryerson .....	2 .....	1983
<b>Colton Boomer .....</b>	<b>2 .....</b>	<b>2023</b>
3. Scott Ryerson .....	1 .....	1982
Ed O'Brien .....	1 .....	1984
Ed O'Brien .....	1 .....	1985
Ed O'Brien .....	1 .....	1986
Franco Grilla .....	1 .....	1990
Charlie Pierce .....	1 .....	1996
Fred Waczewski .....	1 .....	1997
Matt Prater .....	1 .....	2002
Matt Prater .....	1 .....	2004
Michael Torres .....	1 .....	2006
Darin Daly .....	1 .....	2008
Nick Cattoi .....	1 .....	2009
Shawn Moffitt .....	1 .....	2013
Matthew Wright .....	1 .....	2016
Dylan Barnas .....	1 .....	2019

<b>Career</b>		
1. Scott Ryerson .....	7 .....	1980-83
2. Ed O'Brien .....	3 .....	1984-87
3. Matt Prater .....	2 .....	2002-05
<b>Colton Boomer .....</b>	<b>2 .....</b>	<b>2022-pres.</b>
4. Franco Grilla .....	1 .....	1989-92
Charlie Pierce .....	1 .....	1993-96
Fred Waczewski .....	1 .....	1995-98
Michael Torres .....	1 .....	2006-07
Nick Cattoi .....	1 .....	2008-11
Shawn Moffitt .....	1 .....	2011-13
Matthew Wright .....	1 .....	2015-18
Dylan Barnas .....	1 .....	2017-19

## PATS MADE

<b>Game</b>		
1. Matthew Wright .....	10 .....	10/28/17
<b>Colton Boomer .....</b>	<b>10 .....</b>	<b>10/13/22</b>
3. Ed O'Brien .....	9 .....	11/15/86
Franco Grilla .....	9 .....	11/17/90
Franco Grilla .....	9 .....	11/7/92
Javier Beorlegui .....	9 .....	10/13/01
Matthew Wright .....	9 .....	10/14/17
Dylan Barnas .....	9 .....	10/26/19
Daniel Obarski .....	9 .....	9/11/21
10. Scott Ryerson .....	8 .....	11/19/83
Ed O'Brien .....	8 .....	10/31/87
Charlie Pierce .....	8 .....	9/24/94
Fred Waczewski .....	8 .....	9/5/98
Shawn Moffitt .....	8 .....	10/26/13
Matthew Wright .....	8 .....	12/2/17
Matthew Wright .....	8 .....	8/30/18
Matthew Wright .....	8 .....	9/21/18
Matthew Wright .....	8 .....	12/1/18
<b>Colton Boomer .....</b>	<b>8 .....</b>	<b>8/31/23</b>

<b>Season</b>		
1. Matthew Wright .....	80 .....	2017
2. Matthew Wright .....	74 .....	2018
3. Dylan Barnas .....	69 .....	2019
4. Shawn Moffitt .....	59 .....	2012
5. Daniel Obarski .....	53 .....	2021
6. Michael Torres .....	50 .....	2007
7. Shawn Moffitt .....	49 .....	2013
<b>8. Colton Boomer .....</b>	<b>48 .....</b>	<b>2023</b>
9. Charlie Pierce .....	47 .....	1994
Nick Cattoi .....	47 .....	2010

<b>Career</b>		
1. Matthew Wright .....	210 .....	2015-18
2. Charlie Pierce .....	159 .....	1993-96
3. Shawn Moffitt .....	155 .....	2011-14
4. Franco Grilla .....	142 .....	1989-92
5. Matthew Wright .....	136 .....	2015-17
6. Ed O'Brien .....	112 .....	1984-87
7. Javier Beorlegui .....	111 .....	1998-01
Daniel Obarski .....	111 .....	2019-22
9. Matt Prater .....	108 .....	2002-05
Nick Cattoi .....	108 .....	2008-11

## PATS ATTEMPTED

<b>Game</b>		
1. Matthew Wright .....	10 .....	10/28/17
<b>Colton Boomer .....</b>	<b>10 .....</b>	<b>10/13/22</b>
3. Ed O'Brien .....	9 .....	11/15/86
Franco Grilla .....	9 .....	11/7/92
Franco Grilla .....	9 .....	11/17/90
Javier Beorlegui .....	9 .....	10/13/01
Matthew Wright .....	9 .....	10/14/17
Dylan Barnas .....	9 .....	10/26/19
Daniel Obarski .....	9 .....	9/11/21
10. Tom Hungerford .....	8 .....	9/20/80
Scott Ryerson .....	8 .....	11/19/83
Ed O'Brien .....	8 .....	10/31/87
Charlie Pierce .....	8 .....	9/24/94
Fred Waczewski .....	8 .....	9/5/98
Shawn Moffitt .....	8 .....	10/27/12
Shawn Moffitt .....	8 .....	10/26/13
Matthew Wright .....	8 .....	12/2/17
Matthew Wright .....	8 .....	8/30/18
Matthew Wright .....	8 .....	9/21/18
Matthew Wright .....	8 .....	12/1/18
Daniel Obarski .....	8 .....	11/27/20
<b>Colton Boomer .....</b>	<b>8 .....</b>	<b>8/31/23</b>

<b>Season</b>		
1. Matthew Wright .....	81 .....	2017
2. Matthew Wright .....	74 .....	2018
3. Dylan Barnas .....	70 .....	2019
4. Shawn Moffitt .....	64 .....	2012
5. Daniel Obarski .....	54 .....	2021
6. Michael Torres .....	51 .....	2007
7. Nick Cattoi .....	50 .....	2010
<b>Colton Boomer .....</b>	<b>50 .....</b>	<b>2023</b>
9. Shawn Moffitt .....	49 .....	2013
Daniel Obarski .....	49 .....	2020

<b>Career</b>		
1. Matthew Wright .....	213 .....	2015-18
2. Charlie Pierce .....	163 .....	1993-96
3. Shawn Moffitt .....	160 .....	2011-14
4. Franco Grilla .....	148 .....	1989-92
5. Ed O'Brien .....	118 .....	1984-87
6. Javier Beorlegui .....	117 .....	1998-01
Matt Prater .....	117 .....	2002-05
8. Daniel Obarski .....	115 .....	2019-22
9. Nick Cattoi .....	114 .....	2008-11
<b>10. Colton Boomer .....</b>	<b>100 .....</b>	<b>2022-pres.</b>

## CONSECUTIVE PATS MADE

1. Matthew Wright .....	154 .....	2017-18
2. Franco Grilla .....	103 .....	1990-92
<b>3. Colton Boomer .....</b>	<b>84 .....</b>	<b>2022-23</b>
4. Charlie Pierce .....	81 .....	1993-94
Shawn Moffitt .....	81 .....	2012-14
6. Michael Torres .....	67 .....	2006-07
7. Javier Beorlegui .....	60 .....	1999-00
8. Dylan Barnas .....	57 .....	2019
9. Ed O'Brien .....	52 .....	1986-87
10. Javier Beorlegui .....	40 .....	2001

## PERCENTAGE OF PATS MADE

<b>Season (minimum 25 attempts)</b>		
1. Ed O'Brien .....	1.000 (30/30) .....	1987
Franco Grilla .....	1.000 (31/31) .....	1991
Franco Grilla .....	1.000 (45/45) .....	1992
Charlie Pierce .....	1.000 (47/47) .....	1994
Michael Torres .....	1.000 (25/25) .....	2006
Shawn Moffitt .....	1.000 (49/49) .....	2013
Shawn Moffitt .....	1.000 (30/30) .....	2014
Matthew Wright .....	1.000 (74/74) .....	2018
9. Dylan Barnas .....	.986 (69/70) .....	2019
10. Daniel Obarski .....	.981 (53/54) .....	2021

## Career (minimum 2 years/50 attempts)

1. Michael Torres .....	.987 (75/76) .....	2006-07
2. Matthew Wright .....	.986 (210/213) .....	2015-18
3. Charlie Pierce .....	.975 (159/163) .....	1993-96
<b>4. Colton Boomer .....</b>	<b>.970 (97/100) .....</b>	<b>2022-pres.</b>
5. Shawn Moffitt .....	.969 (155/160) .....	2011-14
6. Matthew Wright .....	.966 (56/58) .....	2015-16
7. Daniel Obarski .....	.965 (111/115) .....	2019-21
8. Franco Grilla .....	.959 (142/148) .....	1989-92
9. Ed O'Brien .....	.949 (112/118) .....	1984-87
Javier Beorlegui .....	.949 (111/117) .....	1998-01

**OPPONENT SINGLE GAME KICKING RECORDS**

**Most Field Goals**

5..... Danny Hrapmann, Southern Miss  
..... 11/12/11

**Most Field Goals Attempted**

5..... 3 Times

**Longest Field Goal**

64..... Jose Martinez, UTEP..... 9/7/08

**Most PATS**

8..... Pat Tyler, VMI ..... 9/25/82

8..... Rick Wilson, Stephen F. Austin  
..... 10/26/85

8..... Ty Cummings, Houston ..... 10/24/15

8..... Cole Smith, Cincinnati ..... 10/16/21







## PUNTING RECORDS

### Team Records

#### Single Game

##### Most Punts

UCF	11	USF, 10/13/07
UCF	11	Ark State, 12/17/16
Both Teams	23	Ark State, 12/17/16
Opponent	13	Florida A&M, 8/29/19

##### Most Punting Yards

UCF	463	USF, 10/13/07
Both Teams	904	Ark State, 12/17/16
Opponent	618	Florida A&M, 8/29/19

##### Highest Avg. Per Punt (min. 5 punts)

UCF	55.7	Virginia Tech, 8/31/03
Opponent	53.8	SE Louisiana, 9/17/83

#### Single Season

##### Most Punts

UCF	90	2008
Opponent	93	2019

##### Most Punts Per Game

UCF	7.8	1982
Opponent	7.2	2019

##### Fewest Punts

UCF	27	1998
Opponent	43	2006

##### Fewest Punts Per Game

UCF	2.5	1998
Opponent	3.6	2006

##### Most Yards Punting

UCF	3,560	2008
Opponent	4,043	2019

##### Fewest Yards Punting

UCF	982	1998
Opponent	1,779	1993

##### Highest Yards Per Punt

UCF	46.1	2003
Opponent	45.5	2020

##### Lowest Yards Per Punt

UCF	32.1	1991
Opponent	33.7	1986

## Individual Records

### LONGEST PUNT

1. Glenn McCombs	77	10/29/83
2. Matt Prater	74	10/11/03
3. Matt Prater	71	8/31/03
Caleb Houston	71	10/5/13
Andrew Osteen	71	9/21/19
6. Caleb Houston	70	10/1/16
7. Charlie Pierce	70	10/30/93
Blake Clingan	70	11/7/09
9. Charlie Pierce	69	11/18/95
Mac Loudermilk	69	11/11/17

### OPPONENT SINGLE GAME

#### PUNTING RECORDS

##### Most Punts

12.....	Skip Shelton, Nicholls State	..10/17/92
12.....	Will Johnson, Miles	.....10/3/81
12.....	Damon Foncham, Ark St.	.....12/17/16

##### Most Yards Punting

533...	Chris Faddoul, Florida A&M	..8/29/19
--------	----------------------------	-----------

##### Highest Average Yards Per Punt

##### (min. 5 punts)

53.8..	Bret Wright, SE Louisiana	.....9/17/83
--------	---------------------------	--------------

##### Longest Punt

73.....	Andy Pollock, Bowling Green	..11/16/96
---------	-----------------------------	------------

## PUNTS

### Game

1. Blake Clingan	11	10/13/07
Blake Clingan	11	10/11/08
3. Doug Friedlander	10	10/17/81
Charlie Pierce	10	9/14/96
Caleb Houston	10	11/19/15
Caleb Houston	10	12/17/16
7. Doug Friedlander	9	9/11/82
Doug Friedlander	9	9/18/82
Dana Thyhsen	9	10/2/82
Dana Thyhsen	9	10/30/82
Glenn McCombs	9	10/29/83
Glenn McCombs	9	9/8/84
Glenn McCombs	9	9/29/84
Ed O'Brien	9	11/3/84
Aaron Horne	9	9/9/06
Jim Hogan	9	10/26/85
Jim Hogan	9	10/11/86
Javier Beorlegui	9	9/2/00
Aaron Horne	9	10/30/04
Aaron Horne	9	11/6/04
Blake Clingan	9	9/6/08
Blake Clingan	9	10/26/08
Jamie Boyle	9	9/29/12
Jamie Boyle	9	11/17/12
Caleb Houston	9	11/12/16
Caleb Houston	9	11/19/16

### Season

1. Blake Clingan	88	2008
2. Caleb Houston	74	2016
3. Andrew Osteen	71	2021
4. Aaron Horne	66	2004
5. Blake Clingan	65	2009
Caleb Houston	65	2015
7. Jamie Boyle	60	2012
8. Blake Clingan	59	2007
9. Matt Prater	58	2003
10. Andrew Osteen	57	2019

### Career

1. Blake Clingan	251	2007-10
2. Caleb Houston	234	2013-16
3. Charlie Pierce	173	1993-96
4. Aaron Horne	162	2004-06
5. Javier Beorlegui	151	1998-01
6. Russ Salerno	112	1989-91
7. Mac Loudermilk	108	2015-18
8. Glenn McCombs	100	1983-84
9. Andrew Osteen	97	2019-20
10. Jim Hogan	89	1985-86

### PUNT YARDAGE

#### Game

1. Blake Clingan	463	10/13/07
2. Charlie Pierce	449	9/14/96
Caleb Houston	449	11/19/15
4. Caleb Houston	440	12/17/16
5. Glenn McCombs	431	9/8/84
6. Matt Prater	419	11/1/03
7. Glenn McCombs	418	10/29/83
Blake Clingan	418	10/11/08
9. Caleb Houston	414	11/12/16
10. Javier Beorlegui	409	9/2/00

### Season

1. Blake Clingan	3,560	2008
2. Caleb Houston	3,117	2016
3. Caleb Houston	2,874	2015
4. Matt Prater	2,781	2003
5. Aaron Horne	2,554	2004
6. Jamie Boyle	2,434	2012
7. Blake Clingan	2,422	2009
8. Andrew Osteen	2,408	2019
9. Blake Clingan	2,404	2007
10. Aaron Horne	2,197	2005

### Career

1. Blake Clingan	10,017	2007-10
2. Caleb Houston	9,826	2013-16
3. Charlie Pierce	7,111	1993-96
4. Aaron Horne	6,493	2004-06
5. Javier Beorlegui	6,209	1998-01
6. Mac Loudermilk	4,528	2015-18
7. Andrew Osteen	4,164	2019-20
8. Glenn McCombs	4,123	1983-84
9. Russ Salerno	3,852	1989-91
10. Jim Hogan	3,384	1985-86

## AVERAGE YARDAGE PER PUNT

### Game (minimum 5 punts)

1. Matt Prater	57.6 (403/7)	10/11/03
2. Matt Prater	55.7 (334/6)	8/31/03
3. Andrew Osteen	53.4 (267/5)	9/21/19
4. Matt Prater	52.4 (419/8)	11/1/03
5. Caleb Houston	52.2 (313/6)	10/5/13
6. Mac Loudermilk	50.0 (350/7)	10/24/15
7. Glenn McCombs	49.6 (347/7)	11/5/83
8. Caleb Houston	49.2 (295/6)	9/12/15
9. Charlie Pierce	49.0 (245/5)	10/30/93
10. Matt Prater	48.8 (244/5)	11/19/03

### Season (minimum 25 punts)

1. Matt Prater	47.9 (58/2,781)	2003
2. Caleb Houston	44.2 (65/2,874)	2015
3. Charlie Pierce	44.1 (49/2,159)	1996
4. Andrew Osteen	43.9 (40/1,756)	2020
5. Marek Butcher	43.9 (49/2,149)	1997
6. Javier Beorlegui	43.5 (46/2,001)	2001
<b>Mitch McCarthy</b>	<b>43.5 (39/1,698)</b>	<b>2022</b>
8. Mac Loudermilk	43.4 (47/2,042)	2018
9. Aaron Horne	42.3 (52/2,197)	2005
10. Caleb Houston	42.2 (41/1,732)	2013

### Career (minimum 2 years/50 punts)

1. Matt Prater	47.6 (64/3,044)	2002-05
2. Andrew Osteen	42.9 (97/4,164)	2019-20
3. <b>Mitch McCarthy</b>	<b>42.3 (77/3,258)</b>	<b>2022-pres.</b>
4. Caleb Houston	42.0 (234/9,826)	2013-16
5. Mac Loudermilk	41.9 (108/4,528)	2015-18
6. Glenn McCombs	41.2 (100/4,123)	1983-84
7. Charlie Pierce	41.1 (173/7,111)	1993-96
8. Javier Beorlegui	41.1 (151/6,209)	1998-01
9. David Bohner	40.7 (50/2,033)	2010-11
10. Aaron Horne	40.1 (162/6,493)	2004-06





9.	Adrian Killins Jr.	48	2016-19
10.	Shawn Jefferson	42	1988-90

**LONGEST KICK RETURN**

1.	Ted Wilson	100 (TD)	9/17/83
	Ted Wilson	100 (TD)	10/13/84
	Todd Cleveland	100 (TD)	9/17/94
	Adrian Killins Jr.	100 (TD)	10/1/16
5.	Todd Cleveland	99 (TD)	11/19/94
	Khymest Williams	99 (TD)	11/17/07
	Quincy McDuffie	99 (TD)	10/4/12
8.	Quincy McDuffie	98 (TD)	10/27/12
9.	Quincy McDuffie	97 (TD)	10/27/12
10.	Quincy McDuffie	95 (TD)	9/5/09
	Quincy McDuffie	95 (TD)	11/20/10
	Mike Hughes	95 (TD)	11/24/17

**AVERAGE PER KICK RETURN**

**Game (minimum of five returns)**

1.	Curtis Francis	40.6 (203/5)	10/6/07
2.	Paul Miranda	39.6 (198/5)	9/5/98
3.	Rannell Hall	36.8 (184/5)	11/19/11
4.	Ted Wilson	30.4 (213/7)	10/13/84
5.	Rannell Hall	29.6 (148/5)	11/3/11
6.	Quincy McDuffie	28.5 (171/6)	12/19/09
7.	Jordan Akins	28.4 (142/5)	8/30/14
8.	Rannell Hall	27.6 (138/5)	11/12/11
9.	Mark Whittemore	26.9 (188/7)	9/21/91
10.	Curtis Francis	26.3 (184/7)	10/13/07

**Season (minimum of 15 returns)**

1.	Quincy McDuffie	34.2 (582/17)	2012
2.	Quincy McDuffie	32.2 (869/27)	2010
3.	Mike Hughes	31.8 (635/20)	2017
4.	Rannell Hall	31.0 (714/23)	2011
5.	Paul Miranda	30.7 (644/21)	1998
6.	Ted Wilson	29.3 (732/25)	1983
7.	Curtis Francis	29.2 (643/22)	2007
8.	Mark Whittemore	25.5 (662/26)	1992
9.	Luther Huggins	25.1 (653/26)	2003
	Adrian Killins Jr.	25.1 (451/18)	2016

**Career (minimum 2 years/20 returns)**

1.	Paul Miranda	33.3 (732/22)	1997-98
2.	Joe Burnett	28.7 (745/26)	2005-08
3.	Quincy McDuffie	27.8 (2,501/90)	2009-12
4.	Khymest Williams	26.3 (710/27)	2007-11
5.	Rannell Hall	25.4 (2,083/82)	2011-14
6.	Todd Cleveland	24.9 (1,270/51)	1994-97
7.	Luther Huggins	23.4 (1,567/67)	2001-04
8.	Ted Wilson	23.8 (2,121/89)	1983-86
9.	Tristan Payton	22.6 (905/40)	2015-16
10.	Mark Whittemore	22.5 (1,932/86)	1991-94

**KICK RETURN YARDAGE**

**Game**

1.	Ted Wilson	213	10/13/84
2.	Curtis Francis	203	10/6/07
3.	Paul Miranda	198	9/5/98
4.	Quincy McDuffie	195	10/27/12
5.	Mark Whittemore	188	9/21/91
6.	Curtis Francis	184	10/13/07
	Rannell Hall	184	11/19/11
8.	Ted Wilson	177	10/15/83
	Rannell Hall	177	11/29/13
10.	Joe Burnett	175	9/20/08

**Season**

1.	Ted Wilson	952	1984
2.	Quincy McDuffie	944	2009
3.	Quincy McDuffie	869	2010
4.	Joe Burnett	745	2008
5.	Ted Wilson	732	1983
6.	Tristan Payton	726	2015
7.	Rannell Hall	714	2011
8.	Rannell Hall	689	2013
9.	Mark Whittemore	679	1991
10.	Mark Whittemore	662	1992

**Career**

1.	Quincy McDuffie	2,501	2009-12
2.	Ted Wilson	2,121	1983-86
3.	Rannell Hall	2,083	2011-14
4.	Mark Whittemore	1,932	1991-94
5.	Curtis Francis	1,674	2004-07
6.	Luther Huggins	1,567	2001-04
7.	Todd Cleveland	1,270	1994-97
8.	Adrian Killins Jr.	1,038	2016-19
9.	Edward Mack	1,033	1996-00
10.	Tristan Payton	934	2015-17

**KICK RETURN TOUCHDOWNS**

**Game**

1.	Quincy McDuffie	2 (98, 97 yds)	10/27/12
2.	Ted Wilson	1 (100 yds)	9/17/83
	Ted Wilson	1 (100 yds)	10/13/84
	Todd Cleveland	1 (100 yds)	9/17/94
	Adrian Killins	1 (100 yds)	10/1/16
	Todd Cleveland	1 (89 yds)	9/24/94
	Todd Cleveland	1 (99 yds)	11/19/94
	Todd Cleveland	1 (93 yds)	10/12/96
	Paul Miranda	1 (88 yds)	11/22/97
	Curtis Francis	1 (93 yds)	10/6/07
	Khymest Williams	1 (99 yds)	11/17/07
	Joe Burnett	1 (91 yds)	9/6/08
	Joe Burnett	1 (91 yds)	10/11/08
	Quincy McDuffie	1 (95 yds)	9/5/09
	Quincy McDuffie	1 (93 yds)	9/11/10
	Quincy McDuffie	1 (95 yds)	11/20/10
	Latavius Murray	1 (69 yds)	11/12/11
	Quincy McDuffie	1 (99 yds)	10/4/12
	Michael Easton	1 (96 yds)	11/22/14
	Mike Hughes	1 (91 yds)	10/28/17
	Mike Hughes	1 (95 yds)	11/24/17

**Season**

1.	Todd Cleveland	3	1994
	Quincy McDuffie	3	2012
3.	Joe Burnett	2	2008
	Quincy McDuffie	2	2010
	Mike Hughes	2	2017
6.	Ted Wilson	1	1983
	Ted Wilson	1	1984
	Todd Cleveland	1	1996
	Paul Miranda	1	1997
	Curtis Francis	1	2007
	Khymest Williams	1	2007
	Quincy McDuffie	1	2009
	Michael Easton	1	2014
	Adrian Killins	1	2016

**Career**

1.	Quincy McDuffie	6	2009-12
2.	Todd Cleveland	4	1994-97
3.	Ted Wilson	2	1983-86
	Joe Burnett	2	2005-08
	Mike Hughes	2	2017
6.	Paul Miranda	1	1996-98
	Curtis Francis	1	2004-07
	Khymest Williams	1	2007-11
	Latavius Murray	1	2008-12
	Michael Easton	1	2014
	Adrian Killins Jr.	1	2016-19

**OPPONENT SINGLE GAME PUNT/KICK RETURN RECORDS**

**Most Punt Returns**

7..... Marvious Hester, Georgia Tech.. 9/2/00

**Most Punt Return Yards**

141... Richard Crawford, SMU..... 10/15/11

**Highest Avg. Yards Per Punt Return**

(minimum two returns)

59.5... Keyon Laws, Ball State..... 9/21/96

**Longest Punt Return**

92.... Richard Crawford, SMU..... 10/15/11

**Touchdowns on Punt Returns**

1..... Numerous Times

**Most Kick Returns**

8..... Earnest Williams, Memphis... 9/22/07

..... Kyran Moore, Austin Peay... 10/28/17

**Most Kick Return Yards**

233... Kyran Moore, Austin Peay... 10/28/17

**Highest Avg. Yardage Per Kick Return**

(minimum two returns)

56.5... Glen Farris, Alabama A&M... 10/16/82

**Longest Kick Return**

98.... Stephon Huderson, Tulane... 11/23/19

**Touchdowns on Kick Returns**

1..... Numerous Times



## TEAM RECORDS

### Single Game

#### Most Interceptions

UCF ..... 5 ..... Numerous times  
 ..... First time vs. St. Leo, 9/20/80  
 ..... Last time vs. Bethune-Cookman, 9/12/92

Both Teams ..... 8 ..... Bethune-Cookman, 9/12/92  
 ..... 8 ..... Nicholls State, 10/17/92

Opponent ..... 6 ..... Numerous times  
 ..... First time vs. Bethune-Cookman, 10/9/82  
 ..... Last time vs. Nicholls State, 10/17/92

#### Most Fumbles

UCF ..... 7 ..... William & Mary, 8/29/96  
 Both Teams ..... 14 ..... Carson-Newman, 11/6/82  
 Opponent ..... 10 ..... Carson-Newman, 11/6/82

#### Most Fumbles Lost

UCF ..... 6 ..... Northern Illinois, 10/7/00  
 Both Teams ..... 8 ..... Carson-Newman, 9/3/80  
 Opponent ..... 6 ..... Carson-Newman, 11/6/82

#### Most Quarterback Sacks

UCF ..... 9 ..... Eastern Kentucky, 10/14/00  
 Both Teams ..... 13 ..... Louisiana, 10/24/98  
 Opponent ..... 9 ..... Louisiana-Monroe, 11/1/97  
 ..... 9 ..... Akron, 10/16/04

### Single Season

#### Most Quarterback Sacks

UCF ..... 56 ..... 1993  
 Opponent ..... 50 ..... 2004

#### Fewest QB Sacks

UCF ..... 9 ..... 1982  
 Opponent ..... 7 ..... 1988

#### Most Interceptions

UCF ..... 24 ..... 2007  
 Opponent ..... 25 ..... 1982

#### Fewest Interceptions

UCF ..... 4 ..... 2015  
 Opponent ..... 6 ..... 1982, '96

#### Most INT Return Yards

UCF ..... 392 ..... 2007  
 Opponent ..... 365 ..... 1985

#### Fewest INT Return Yards

UCF ..... 28 ..... 2003  
 Opponent ..... 36 ..... 2020

#### Most Fumbles

UCF ..... 35 ..... 1982, '83  
 Opponent ..... 40 ..... 1982

#### Fewest Fumbles

UCF ..... 8 ..... 2020  
 Opponent ..... 13 ..... 2011

#### Most Fumbles Lost

UCF ..... 21 ..... 1985  
 Opponent ..... 24 ..... 1982

#### Fewest Fumbles Lost

UCF ..... 6 ..... 2020  
 Opponent ..... 4 ..... 2007

#### Most PAT Blocks

UCF ..... 3 ..... 2016  
 Opponent ..... 5 ..... 2012

#### Most Field Goal Blocks

UCF ..... 4 ..... 2003  
 Opponent ..... 3 ..... 1999

#### Most Punt Blocks

UCF ..... 7 ..... 1985  
 Opponent ..... 2 ..... 2014, '19

#### Most Total Blocks

UCF ..... 8 ..... 1985  
 Opponent ..... 8 ..... 2012

## Individual Records

### TACKLES

#### Game

1. Bill Giovanetti ..... 23 ..... 11/17/79  
 Tito Rodriguez ..... 23 ..... 11/10/01  
 3. Wyatt Bogan ..... 22 ..... 10/18/86  
 Donnell Washington ..... 22 ..... 9/13/97  
 Deaubrey Devine ..... 22 ..... 9/13/97  
 Damian Demps ..... 22 ..... 10/28/00  
 7. Moses Ashley ..... 21 ..... 10/20/80  
 Gary Slager ..... 21 ..... 11/17/80  
 Eddie James ..... 21 ..... 11/21/81  
 Darrell Rudd ..... 21 ..... 10/15/83  
 Rick Hamilton ..... 21 ..... 10/31/92

#### Season

1. Darrell Rudd ..... 150 ..... 1983  
 2. Rick Hamilton ..... 149 ..... 1992  
 3. Wyatt Bogan ..... 143 ..... 1986  
 Tito Rodriguez ..... 143 ..... 2001  
 5. Jimmy Goodman ..... 142 ..... 1987  
 6. Rick Hamilton ..... 139 ..... 1991  
 7. Wyatt Bogan ..... 127 ..... 1988  
 Stanford Rhule ..... 127 ..... 2002  
 9. Jason Johnson ..... 126 ..... 2022  
 10. Kemal Ishmael ..... 124 ..... 2012

#### Career

1. Rick Hamilton ..... 443 ..... 1989-92  
 2. Bill Giovanetti ..... 429 ..... 1979-82  
 3. Clayton Geathers ..... 383 ..... 2010-14  
 4. Kemal Ishmael ..... 368 ..... 2009-12  
 5. Nakia Reddick ..... 354 ..... 1993-96  
 6. Darrell Rudd ..... 347 ..... 1981-84  
 7. Wyatt Bogan ..... 341 ..... 1984-88  
 8. Terrance Plummer ..... 334 ..... 2011-14  
 9. Jason Venson ..... 322 ..... 2005-08  
 10. Tito Rodriguez ..... 321 ..... 1998-01

### TACKLES FOR LOSS (INCLUDING SACKS)

#### Game

1. Bobby Spitulski ..... 7 ..... 11/2/91  
 Greg Jefferson ..... 7 ..... 10/16/93  
 Greg Jefferson ..... 7 ..... 11/13/93  
 Charles Anderson ..... 7 ..... 10/2/93  
 Jermaine Benoit ..... 7 ..... 10/19/96  
 6. Moses Ashley ..... 6 ..... 10/20/80  
 7. M. O'Shaughnessy ..... 5 ..... 11/3/79  
 Ed Gantner ..... 5 ..... 10/20/80  
 Elton Patterson ..... 5 ..... 10/21/00  
 Elton Patterson ..... 5 ..... 10/6/01  
 Stanford Rhule ..... 5 ..... 9/7/02

#### Season

1. Jermaine Benoit ..... 24.5 ..... 1997  
 2. Elton Patterson ..... 21 ..... 2001  
 3. Tre'mon Morris-Brash ..... 20.5 ..... 2023  
 4. Greg Jefferson ..... 20 ..... 1993  
 Justen Moore ..... 20 ..... 1998  
 Shaquem Griffin ..... 20 ..... 2016  
 7. Elton Patterson ..... 19 ..... 2000  
 8. Darrell Rudd ..... 18 ..... 1984  
 Bruce Miller ..... 18 ..... 2009  
 10. Tarveres Tate ..... 17 ..... 1996  
 Bruce Miller ..... 17 ..... 2008

#### Career

1. Elton Patterson ..... 59.5 ..... 1999-02  
 2. Tre'mon Morris-Brash ..... 58.5 ..... 2019-23  
 3. Bruce Miller ..... 57.5 ..... 2007-10  
 4. Darrell Rudd ..... 56.5 ..... 1981-84  
 5. Tarveres Tate ..... 48 ..... 1993-96  
 6. Justen Moore ..... 47.5 ..... 1996-99  
 7. Bobby Spitulski ..... 46 ..... 1988-91  
 8. Greg Jefferson ..... 42 ..... 1991-94  
 9. Jermaine Benoit ..... 41.5 ..... 1994-97  
 10. Josh McKibben ..... 34 ..... 1998-01

### FUMBLES RECOVERED

#### Game

1. Darrell Rudd ..... 3 ..... 10/9/82  
 2. Jim Bray ..... 2 ..... 10/10/81  
 Jay Shapiro ..... 2 ..... 9/11/82  
 Paul Brock ..... 2 ..... 10/26/85  
 Darryl Lattimore ..... 2 ..... 10/22/94  
 Jermaine Benoit ..... 2 ..... 11/2/96  
 Asante Samuel ..... 2 ..... 11/10/01  
 Chad Mascoe ..... 2 ..... 9/7/02  
 Derrick Hallman ..... 2 ..... 10/24/09  
 Ronnie Weaver ..... 2 ..... 11/21/09  
 T.J. Mutcherson ..... 2 ..... 10/17/15  
 Antwan Collier ..... 2 ..... 12/23/19

### Season

1. Darrell Rudd ..... 6 ..... 1982  
 2. Jeff Farmer ..... 5 ..... 1983  
 3. Mike Grissom ..... 4 ..... 1988  
 Steve Spears ..... 4 ..... 1988  
 Allen Powell ..... 4 ..... 1995  
 Jameil McWhorter ..... 4 ..... 1997

### Career

1. Darrell Rudd ..... 11 ..... 1981-84  
 2. Brandon Alexander ..... 7 ..... 2011-14  
 3. Jeff Farmer ..... 6 ..... 1983-84  
 Kemal Ishmael ..... 6 ..... 2009-12  
 5. Corris Ervin ..... 5 ..... 1984-87  
 Steve Spears ..... 5 ..... 1986-88  
 Mike Grissom ..... 5 ..... 1986-89  
 Emil Ekiyor ..... 5 ..... 1992-95  
 Allen Powell ..... 5 ..... 1992-95  
 Darryl Latimore ..... 5 ..... 1993-95  
 Tarveres Tate ..... 5 ..... 1993-95  
 Jameil McWhorter ..... 5 ..... 1994-97  
 Derrick Hallman ..... 5 ..... 2007-10  
 Shaquem Griffin ..... 5 ..... 2014-17

### FORCED FUMBLES

#### Game

1. Nakia Reddick ..... 2 ..... 11/02/96  
 Tony Hardman ..... 2 ..... 10/16/99  
 Tony Hardman ..... 2 ..... 9/23/00  
 Willie Davis ..... 2 ..... 10/14/00  
 Elliot Shorter ..... 2 ..... 9/29/01  
 Lawrence Young ..... 2 ..... 9/15/07  
 Jarvis Geathers ..... 2 ..... 9/19/09  
 Cory Hogue ..... 2 ..... 10/26/09  
 Derrick Hallman ..... 2 ..... 9/18/10  
 Troy Davis ..... 2 ..... 9/15/12  
 E.J. Dunston ..... 2 ..... 11/10/12  
 Thomas Niles ..... 2 ..... 12/26/14  
 Errol Clarke ..... 2 ..... 11/12/16

### Season

1. Greg Jefferson ..... 5 ..... 1993  
 Tony Hardman ..... 5 ..... 2000  
 Elton Patterson ..... 5 ..... 2001  
 4. Nakia Reddick ..... 4 ..... 1996  
 Jameil McWhorter ..... 4 ..... 1997  
 Deon Porter ..... 4 ..... 1998  
 Derrick Hallman ..... 4 ..... 2010  
 8. Emil Ekiyor ..... 3 ..... 1992  
 Nakia Reddick ..... 3 ..... 1993  
 Emil Ekiyor ..... 3 ..... 1993  
 Emil Ekiyor ..... 3 ..... 1995  
 Nakia Reddick ..... 3 ..... 1995  
 Josh McKibben ..... 3 ..... 1999  
 Willie Davis ..... 3 ..... 2000  
 Elliot Shorter ..... 3 ..... 2001  
 Stanford Rhule ..... 3 ..... 2002  
 Jarvis Geathers ..... 3 ..... 2009  
 Kemal Ishmael ..... 3 ..... 2012  
 Troy Davis ..... 3 ..... 2012  
 E.J. Dunston ..... 3 ..... 2012  
 Richie Grant ..... 3 ..... 2018  
 Rashard Causey ..... 3 ..... 2018  
 Richie Grant ..... 3 ..... 2020

### Career

1. Nakia Reddick ..... 10 ..... 1993-96  
 2. Emil Ekiyor ..... 9 ..... 1992-95  
 3. Elton Patterson ..... 8 ..... 1999-02  
 4. Greg Jefferson ..... 7 ..... 1991-94  
 Tony Hardman ..... 7 ..... 1998-00  
 Derrick Hallman ..... 7 ..... 2007-10  
 Richie Grant ..... 7 ..... 2017-20  
 8. Jameil McWhorter ..... 6 ..... 1994-97  
 Deon Porter ..... 6 ..... 1995-98  
 Elliot Shorter ..... 6 ..... 1998-01  
 Bruce Miller ..... 6 ..... 2007-10  
 Kemal Ishmael ..... 6 ..... 2009-12



SACKS

Game
1. M. O'Shaughnessy 5 11/3/79
Darrell Rudd 5 9/22/84
3. Willie Davis 4 10/14/00
4. Leger Douzable 3.5 11/4/06
5. M. O'Shaughnessy 3 9/20/80
M. O'Shaughnessy 3 10/18/80
Jeff Farmer 3 10/29/83
Darrell Rudd 3 9/29/84
Wyatt Bogan 3 9/20/86
Keenan Wimbley 3 11/14/87
Emil Ekiyor 3 10/31/92
Charles Anderson 3 10/2/93
Greg Jefferson 3 10/16/93
Jermaine Benoit 3 10/19/96
Justen Moore 3 10/14/98
Elton Patterson 3 11/4/00
Elton Patterson 3 10/26/02
Bruce Miller 3 10/11/08
Jarvis Geathers 3 9/19/09
Jaryl Mamea 3 10/2/14
Errol Clarke 3 11/12/16
Titus Davis 3 11/17/18
Landon Woodson 3 11/27/20

Season

1. Darrell Rudd 19.5 1984
2. Greg Jefferson 15 1993
3. Bobby Spitulski 13 1990
Bruce Miller 13 2009
5. M. O'Shaughnessy 12 1980
6. Shaquem Griffin 11.5 2016
7. Emil Ekiyor 11 1993
Jarvis Geathers 11 2009
9. Keenan Wimbley 10.5 1987
Jermaine Benoit 10.5 1997

Career

1. Bruce Miller 35.5 2007-10
2. Darrell Rudd 31.5 1981-84
3. Greg Jefferson 31 1991-94
4. Elton Patterson 30.5 1999-02
5. Jermaine Benoit 28.5 1993-97
6. Tre'mon Morris-Brash 26 2019-23
7. M. O'Shaughnessy 22 1979-80
Bobby Spitulski 22 1988-91
9. Emil Ekiyor 20.5 1992-95
10. Keenan Wimbley 19 1984-87

INTERCEPTIONS

Game

1. Doug Gatewood 2 9/29/79
Tim Kiggins 2 9/20/80
John Scargle 2 9/19/81
Bruce Gordon 2 11/21/81
Paul Kelly 2 11/12/83
Reggie Edwards 2 11/30/85
Keith Evans 2 10/25/86
Steve Webster 2 10/10/87
Keith Evans 2 9/2/88
Steve Wright 2 9/28/91
Allen Powell 2 9/12/92
Brian Crutcher 2 10/17/92
Richard Blake 2 10/2/93
Lenard Hayes 2 11/19/94
Asante Samuel 2 10/12/02
Mike Sims-Walker 2 9/18/04
Joe Burnett 2 10/21/05
Joe Burnett 2 11/17/07
Johnell Neal 2 12/1/07
Sha'reff Rashad 2 10/11/08
Sha'reff Rashad 2 11/15/08
Terrance Plummer 2 10/5/13
D.J. Killings 2 10/29/16
Shaquill Griffin 2 11/5/16
Aaron Robinson 2 10/26/19
Demari Henderson 2 11/11/23

Season

1. Keith Evans 8 1986
2. Jacoby Glenn 7 2014
3. Joe Burnett 6 2007
Johnell Neal 6 2007
Josh Robinson 6 2009
Richie Grant 6 2018
7. Brian Crutcher 5 1992
Joe Burnett 5 2005
Sha'reff Rashad 5 2008
Reggie Weams 5 2010

Career

1. Joe Burnett 16 2005-08
2. Sha'reff Rashad 14 2004-08
3. Keith Evans 13 1986-88
4. Johnell Neal 12 2005-08
5. Josh Robinson 10 2009-11
Richie Grant 10 2017-20

7. Reggie Edwards 9 1984-87
Jacoby Glenn 9 2013-14
9. Ray Irvin 9 1988-90
Rick Hamilton 8 1989-92
Steve Wright 8 1990-94
Asante Samuel 8 1999-02
Jason Venon 8 2005-08

LONGEST INTERCEPTION RETURN

1. Jordan Ozerities 100 (TD) 11/20/10
2. Rick Hamilton 97 (TD) 9/26/92
3. Ray Irvin 95 (TD) 9/15/90
4. Drico Johnson 86 (TD) 11/5/16
4. Shaquill Griffin 81 (TD) 10/17/15
5. Donnell Washington 80 (TD) 9/14/96
6. Lyle Dankenbring 78 (TD) 11/24/12
7. A.J. Bouye 76 (TD) 11/17/12
8. Kurt Ashley 75 (TD) 10/20/84
9. Tim Kiggins 72 11/17/79
Reggie Edwards 72 (TD) 10/26/85
Johnell Neal 72 (TD) 11/17/07

INTERCEPTION RETURN YARDAGE

Game

1. Jordan Ozerities 100 11/20/10
2. Rick Hamilton 97 9/26/92
3. Ray Irvin 95 9/15/90
4. Drico Johnson 86 11/5/16
5. Shaquill Griffin 81 10/17/15
6. Donnell Washington 80 9/14/96
7. Lyle Dankenbring 78 11/24/12
8. Sha'reff Rashad 77 11/15/08
9. A.J. Bouye 76 11/17/12
10. Kurt Ashley 75 10/20/84

Season

1. Ray Irvin 161 1990
2. Johnell Neal 159 2007
3. Rick Hamilton 129 1992
4. Richard Blake 119 1993
5. A.J. Bouye 111 2012
Drico Johnson 111 2016
7. Johnell Neal 103 2008
8. Reggie Edwards 102 1985
9. Shaquill Griffin 102 2015
10. Jordan Ozerities 100 2010

Career

1. Joe Burnett 262 2005-08
2. Johnell Neal 247 2005-08
3. Ray Irvin 223 1988-90
4. Reggie Edwards 203 1984-87
5. Keith Evans 183 1986-88
6. A.J. Bouye 180 2009-12
7. Rick Hamilton 177 1989-92
8. Sha'reff Rashad 168 2005-08
Shaquill Griffin 168 2013-16
10. Jordan Ozerities 162 2010-14

INTERCEPTION RETURNS FOR A TOUCHDOWN

Game

1. 42 Times

PASSES BROKEN UP

Game

1. Tim Kiggins 5 11/15/80
Greg Atterberry 5 11/26/83
Davin Bush 5 9/9/00
Jacoby Glenn 5 11/21/13
5. John Cummings 4 11/1/80
Victor Riddle 4 9/13/85
David Alls 4 9/13/86
Keith Evans 4 11/21/87
Ray Irvin 4 9/2/88
Victor Gray 4 11/12/11
Jacoby Glenn 4 11/14/14

Season

1. Greg Atterberry 22 1983
2. Asante Samuel 15 2002
Josh Robinson 15 2011
Jacoby Glenn 15 2013
Shaquill Griffin 15 2016
Davin Bush 14 2000
7. Reggie Edwards 13 1987
Darryl Lattimore 13 1997
Asante Samuel 13 2001
Josh Robinson 13 2010
Shaquill Griffin 13 2015

Career

1. Asante Samuel 38 1999-02
2. Josh Robinson 36 2009-11
3. Joe Burnett 35 2005-08
4. Greg Atterberry 34 1981-85
5. Davin Bush 32 1996-00

Johnell Neal 32 2005-08
7. Travis Fisher 31 1999-01
8. Clayton Geathers 30 2010-14
9. Shaquill Griffin 29 2013-16
Neville Clarke 29 2015-19

PUNTS BLOCKED

Game

1. Scott Ariall 2 9/28/91
Brian Covington 2 11/21/87
Darryl Lattimore 2 9/6/97
4. 49 tied with 1

Season

1. Ricot Joseph 3 1999
2. Bernard Ford 2 1985
Bernard Ford 2 1986
Corris Ervin 2 1986
Brian Covington 2 1987
Scott Ariall 2 1991
Darryl Lattimore 2 1997
Quadric Bullard 2 2022
8. 49 tied with 1

Career

1. Bernard Ford 5 1985-87
Ricot Joseph 5 1999-01
3. Scott Ariall 4 1989-92
4. Corris Ervin 3 1984-87
5. Brian Covington 2 1987-88
Emil Ekiyor 2 1992-95
Emory Green 2 1994-97
Patrick Holland 2 2002-03
9. 30 Tied with 1

FIELD GOALS BLOCKED

Game

1. Joe Owens 1 10/12/85
Sylvester Bembery 1 9/6/86
Corris Ervin 1 11/8/86
Willie Britton 1 10/28/89
Robert Lindsey 1 9/1/90
Rick Hamilton 1 9/19/92
Greg Jefferson 1 9/25/93
Greg Jefferson 1 10/9/93
Greg Jefferson 1 11/13/93
Robert Alexander 1 9/17/94
Damian Demps 1 9/4/99
Raheem Pontiflet 1 10/2/99
Asante Samuel 1 10/27/01
Paul Carrington 1 8/31/03
Antoine Poe 1 9/27/03
Peter Sands 1 10/18/03
Peter Sands 1 11/19/03
Paul Carrington 1 9/17/05
Johnell Neal 1 9/22/07
Cam Henderson 1 11/17/12
Jamiyus Pittman 1 9/3/15
Shaquill Griffin 1 11/19/16
A.J. Wooten 1 9/8/18
Joe Connors 1 11/17/18
Chris DeLoach 1 8/29/19
Noah Hancock 1 9/19/20
Keenan Hester 1 9/17/22

Season

1. Greg Jefferson 3 1993
2. Asante Samuel 2 2000
Peter Sands 2 2003

Career

1. Greg Jefferson 3 1991-94
Asante Samuel 3 1999-02
3. Peter Sands 2 2001-04
Paul Carrington 2 2002-05
5. 16 tied with 1

PATS BLOCKED

Game

1. Parnell McCall 1 9/17/88
Joe Simmons 1 10/15/88
John Harris 1 9/16/89
Willie Britton 1 10/21/89
Rick Hamilton 1 9/22/90
Leroy Wisniewski 1 11/3/90
Greg Jefferson 1 10/12/91
Greg Jefferson 1 11/2/91
Greg Jefferson 1 11/21/92
Emory Green 1 9/6/97
Jeff Mauldin 1 9/5/98
Fred Harley 1 9/11/99
Asante Samuel 1 11/11/00
Johnell Neal 1 9/22/07
E.J. Dunston 1 10/20/11
Jose Jose 1 11/17/12
A.J. Bouye 1 12/1/12



**PATS BLOCKED (CONT.)**

**Game**

Jaryl Mamea .....	1	11/1/14
Thomas Niles .....	1	12/4/14
A.J. Wooten .....	1	11/5/16
Mike Hughes .....	1	10/7/17
A.J. Wooten .....	1	10/28/17

**Season**

1. Greg Jefferson .....	2	1991
2. 16 tied with .....	1	

**Career**

1. Greg Jefferson .....	3	1991-94
2. A.J. Wooten .....	2	2016-17
2. 16 tied with .....	1	

**TOTAL BLOCKS (PUNTS, FGS, & PATS)**

**Season**

1. Corris Ervin .....	3	1986
Greg Jefferson .....	3	1993
Ricot Joseph .....	3	1999
Asante Samuel .....	3	2000
5. Bernard Ford .....	2	1985
Bernard Ford .....	2	1986
Brian Covington .....	2	1987
Scott Ariail .....	2	1991
Greg Jefferson .....	2	1991
Darryl Latimore .....	2	1997
Peter Sands .....	2	2003
<b>Quadric Bullard .....</b>	<b>2</b>	<b>2022</b>

**Career**

1. Greg Jefferson .....	6	1991-94
2. Bernard Ford .....	5	1985-87
Ricot Joseph .....	5	1999-01
4. Corris Ervin .....	4	1984-87
Scott Ariail .....	4	1989-92
Asante Samuel .....	4	1999-02
7. Rick Hamilton .....	3	1989-92
Emory Green .....	3	1994-97
A.J. Wooten .....	3	2014-18
10. Joe Owens .....	2	1985, '87
Brian Covington .....	2	1987-88
Willie Britton .....	2	1989-92
Emil Ekiyor .....	2	1992-95
Asante Samuel .....	2	1999-02
Patrick Holland .....	2	2002-03
Peter Sands .....	2	2001-04
Paul Carrington .....	2	2002-05
A.J. Wooten .....	2	2016-17
<b>Quadric Bullard .....</b>	<b>2</b>	<b>2020-pres.</b>

**100-TACKLE CLUB**

Player .....	Tackles.....	Year
Darrell Rudd .....	150	1983
Rick Hamilton .....	149	1992
Wyatt Bogan .....	143	1986
Tito Rodriguez .....	143	2001
Jimmy Goodman .....	142	1987
Rick Hamilton .....	139	1991
Wyatt Bogan .....	127	1988
Stanford Rhule .....	127	2002
Jason Johnson .....	126	2022
Kemal Ishmael .....	124	2012
Mike Coad .....	123	1987
Bill Giovanetti .....	121	1982
Tito Rodriguez .....	121	2000
John Bryant .....	119	1996
Peter Sands .....	119	2002
Nakia Reddick .....	118	1996
Clayton Geathers .....	117	2012
Eddie James .....	116	1981
Jason Johnson .....	114	2023
Peter Sands .....	113	2003
Atari Bigby .....	112	2003
Nate Evans .....	112	2019
Rick Hamilton .....	111	1990
Antoine Poe .....	111	2003
Terrance Plummer .....	110	2013
Steve Webster .....	109	1986
Travis Cooper .....	109	1994
Richie Grant .....	109	2018
Bill Giovanetti .....	108	1980
Bill Stewart .....	108	1990
Terrance Plummer .....	108	2012
Kendrick Thomas .....	107	1996
Damian Demps .....	107	2000
Keith Evans .....	106	1986
Jermaine Benoit .....	105	1997
Pat Jasinski .....	105	2017
Bill Giovanetti .....	104	1981
Ricot Joseph .....	104	2001
Atari Bigby .....	104	2002
Domenic Spencer .....	104	2015
Sha'reff Rashad .....	103	2007
Cory Hogue .....	103	2009
Bill Stewart .....	100	1988
Clayton Geathers .....	100	2013

**OPPONENT SINGLE GAME**

**DEFENSE RECORDS**

**Most Tackles**

20..Dereck Rush, Miss. State .....10/25/97

**Most Tackles for Loss**

5....Four Times

**Most Sacks**

5....Steve Foley, ULM .....11/1/97

**Most Passes Broken Up**

4....5x, last Ti. Martin, Tulsa .....10/3/20

**Most Forced Fumbles**

2....Ashley Travis, E. Michigan ...10/30/99

2....Braxton Williams, Clemson .....9/1/01

2....Patrick Green, E. Carolina ....11/19/15

**Most Fumble Recoveries**

2....Numerous Times

.....Last: Jermaine Miles, Ga. Tech.. 10/26/96

**Most Interceptions**

3....Numerous Times

.....Last: Andrew Adams, UConn.11/1/14

**Interception Returns for Touchdown**

1....Numerous Times

.....Last: Micah Abraham, Marshall12/23/19

**Longest Interception Return**

85..Tim Akins, Sav. State (TD) .....10/11/80



# MISCELLANEOUS RECORDS

## Team Records

### Single Game

#### Most Penalties

UCF	23	Bethune-Cookman, 9/2/88
Both Teams	31	Florida Atlantic, 9/13/03
Opponent	17	Baylor, 1/1/14
Opponent	17	Bethune-Cookman, 9/20/14

#### Most Yards Penalized

UCF	155	Bethune-Cookman, 9/2/88
Both Teams	262	Bethune-Cookman, 11/26/83
Opponent	145	Bethune-Cookman, 11/26/83

### SINGLE SEASON

#### Most Turnovers

UCF	45	1985
Opponent	42	1981

#### Fewest Turnovers

UCF	10	2020
Opponent	12	2006

#### Highest Takeaway Margin

UCF	+17	2017
Opponent	+22	1996, '03

#### Most Penalties

UCF	111	2019
Opponent	127	1987

#### Fewest Penalties

UCF	52	2009
Opponent	51	1997, '06, '11

#### Most Yards Penalized

UCF	952	2019
Opponent	1,049	1987

#### Fewest Yards Penalized

UCF	451	1981
Opponent	405	1997

### MOST CONSECUTIVE QUARTERS SCORING

37 - ECU, 10/20/18, (2nd) to Stanford, 9/14/19, (2nd)

### LONGEST SCORING DROUGHT BY QUARTERS

8 - Ft. Lauderdale, 10/20/79, (4th) to Emory & Henry, 11/3/79, (4th)

### MOST CONSECUTIVE GAMES SCORING

209 - Furman, 11/10/84, to Buffalo, 10/4/03

### MOST CONSECUTIVE WINS

#### Overall Wins

	Started with	Ended by
25	FIU, 8/31/17	LSU, 1/1/19
9	Memphis, 10/5/13	Penn State, 8/30/14
7	Tulsa, 10/20/07	Miss. State, 12/29/07
6	S. Illinois, 10/27/90	Ga. So., 12/8/90
6	East Carolina, 10/4/12	Tulsa, 11/17/12
5	Savannah St., 11/23/85	Akron, 9/27/86
5	Savannah St., 10/10/87	FAMU, 11/14/87
5	B-Cookman, 9/2/88	New Haven, 10/8/88
5	McNeese St., 9/25/93	Troy, 10/30/93
5	Bowling Green, 9/26/98	Auburn, 11/7/98
5	Tulane, 10/21/05	Tulsa, 12/3/05
5	UAB, 10/6/10	Southern Miss, 11/13/10
5	Tulane, 11/23/19	Tulsa, 10/3/20

### Home Wins

21	Started with	Ended by
21	FIU, 8/31/17	Tulsa, 10/3/20
11	Illinois State, 11/2/96	Purdue, 9/4/99
10	Nicholls St., 10/17/92	Vald. St., 9/10/94
10	UConn, 10/26/13	FIU, 9/3/15

### Away Wins (\*Does not include neutral sites)

10	Started with	Ended by
10	Maryland, 9/23/17	Pittsburgh, 9/21/19
6	FIU, 9/6/13	Missouri, 9/13/14
4	Marshall, 10/13/10	FIU, 9/17/11
3	Bowling Green, 9/26/98	Auburn, 11/7/98
3	WMU, 10/12/02	Virginia Tech, 8/31/04
3	E. Carolina, 10/29/05	Florida, 9/9/06
3	S. Miss, 10/28/07	Boston College, 9/20/08
3	FIU, 9/24/16	Houston, 10/29/16
3	Tulane, 11/23/19	Memphis, 10/17/20

### MOST CONSECUTIVE LOSSES

#### Overall Losses

17	Started by	Ended with
17	West Virginia, 11/1/03	Marshall, 9/24/05
13	NC State, 12/26/14	SC State, 9/3/16
12	Millersville, 11/14/81	Eliz. City, 9/2/83

#### Home Losses

8	Started by	Ended with
8	Millersville, 11/14/81	Eliz. City, 9/2/83
7	Marshall, 11/19/03	Marshall, 9/24/05

#### Away Losses

15	Started by	Ended with
15	Virginia Tech, 8/31/03	Louisiana, 10/1/05
9	Texas State, 9/29/84	VMI, 11/1/86
7	Stanford, 9/12/15	FIU, 9/24/16

### GREATEST MARGIN OF VICTORY

Pts	Score	Opponent	Date
64	67-3	Grand Valley State	10/31/87
63	63-0	Liberty	10/13/01
62	62-0	Charleston Southern	9/3/11
62	62-0	Florida A&M	8/29/19
59	66-7	Samford	11/15/86
57	63-6	Texas Southern	11/17/90
57	70-13	Temple	10/13/22
55	55-0	St. Leo	9/20/80
55	55-0	Louisiana-Monroe	10/21/00
54	57-3	New Hampshire	8/28/24
50	71-21	Gardner-Webb	9/5/92
50	56-6	Kent State	8/31/23
49	49-0	Kentucky State	9/29/90
49	49-0	Tulane	11/21/09
48	48-0	Eastern Illinois	9/12/98
48	48-0	Buffalo	11/19/94
47	61-14	Tulane	11/20/10
46	52-6	Millersville	11/16/91
46	53-7	SMU	11/22/14
46	56-10	South Carolina St.	9/1/22
45	52-7	Samford	10/11/97
45	52-7	William & Mary	9/23/00
45	62-17	UConn	10/26/13
44	61-17	FIU	8/31/17
42	45-3	NW Missouri State	10/24/87
42	63-21	Buffalo	11/7/92
42	49-7	Rice	10/24/09
42	56-14	Akron	8/30/12
42	63-21	ECU	10/14/17

42	63-21	Temple	10/26/19
----	-------	--------	----------

### GREATEST MARGIN OF DEFEAT

Pts	Score	Opponent	Date
69	69-0	at VMI	9/25/82
52	64-12	at USF	10/13/07
50	60-10	at Nicholls State	10/23/82
49	59-10	Houston	10/24/15
48	48-0	at Presbyterian	10/27/79
45	52-7	Pitt	10/13/06
45	58-13	UTEP	9/27/08
45	52-7	at Cincinnati	10/31/15
44	44-0	at Savannah State	10/11/80
42	49-7	at McNeese State	9/30/95
42	42-0	at Florida	9/9/06
41	44-3	South Florida	11/26/15
38	38-0	at Indiana State	11/3/84
37	44-7	at Georgia Southern	12/8/90
37	44-7	East Carolina	11/19/15
37	51-14	at Michigan	9/10/16
36	42-6	at Furman	11/10/84
36	48-12	Texas State	10/5/85
36	43-7	at Miami (Ohio)	10/23/04
35	59-24	Stephen F. Austin	10/26/85
35	56-21	Miami (Ohio)	11/28/03

#### UCF COME-FROM-BEHIND VICTORIES

Points	Trailed	Qtr	Won	Opponent	Date
21	21-0	1	36-31	Boise State	9/2/21
21	21-0	1	28-24	Illinois State	10/20/84
21	28-7	3	38-35	at Louisville	10/18/13
17	24-7	2	56-41	Memphis	12/1/18
16	30-14	2	31-30	at Memphis	10/13/18
14	14-0	4	18-14	Emory & Henry	11/15/80
14	14-0	2	35-34	at Western Kentucky	9/22/84
14	21-7	2	38-31	at Bowling Green	9/26/98
14	24-10	2	40-38	at Alabama	10/28/00
14	21-7	2	31-27	at Western Michigan	10/12/02
14	17-3	2	37-32	Houston	11/14/09
14	14-0	1	40-20	East Carolina	10/4/12
14	24-10	3	31-24	BYU	10/9/14

#### OPPONENT COME-FROM-BEHIND VICTORIES

Points	Trailed	Qtr	Won	Opponent	Date
28	35-7	3	36-35	Baylor	9/30/23
21	21-0	2	35-31	at Eastern Kentucky	11/12/88
21	24-3	3	31-24	at Houston	10/29/16
21	35-14	3	35-14	at Memphis	10/17/20
18	21-3	2	38-35	Syracuse	11/2/02
18	25-7	2	26-25	Temple	10/15/16
17	17-0	3	28-17	Troy	11/11/95
14	14-0	2	28-27	Albany (HC)	11/8/80
14	28-14	4	36-35	at Samford	10/8/94
14	17-3	2	33-30	Bowling Green (OT)	11/20/99
14	14-0	1	49-48	Nevada (OT)	12/24/05
14	28-14	2	52-38	East Carolina	10/6/07
14	14-0	1	31-21	Southern Miss.	11/13/10

#### NCAA RECORD HOLDERS

##### Football Bowl Subdivision

**Most Rushing Attempts in a Season**  
Kevin Smith .....450 ..... 2007

**Most 100-yard Rushing Games in a Season**  
Kevin Smith .....13 ..... 2007

**Highest Percentage of Passes Completed in a Career (Min. 1,000-1,099 atts.)**  
Daunte Culpepper .....657 ..... 1996-98

**Touchdowns Scored by Fumble Return and Interception Return in Same Game**  
Drico Johnson returned a fumble 30 yards for a touchdown and return an interception 86 yards for a touchdown against Tulane on 11/5/16...One of just seven players to do so.

**Scoring at Least one Touchdown in at Least Three Categories in a Season**  
Mike Hughes is one of 11 to do so, returning two kickoffs for touchdowns, one punt for a touchdown, and one interception for a touchdown in 2017.

##### Football Championship Subdivision

**Most Consecutive Pass Completions to Start First Game as a Freshman**  
Daunte Culpepper .....12 ..... UCF vs. Eastern Kentucky, 8/31/95

**Passing for a Touchdown and Scoring Touchdowns by Rushing, Receiving, & Punt Return**  
Sean Becton — threw a 33-yard TD pass, rushed for 11-yard TD, caught 17-yard TD pass and returned a punt 60 yards for TD vs. Texas Southern, Nov. 17, 1990





# BOWL RECORDS

## Team Records

### First Downs

UCF	33	2012 Beef 'O'Brady's
Opponent	34	2020 Boca Raton

### Rushing Attempts

UCF	47	2007 Liberty
Opponent	47	2019 Gasparilla
Opponent	52	2019 Fiesta

### Rushing Yards

UCF	310	2019 Gasparilla
Opponent	369	2005 Hawai'i

### Pass Attempts

UCF	53	2014 St. Petersburg
Opponent	47	2014 Fiesta

### Pass Completions

UCF	26	2016 Cure
Opponent	30	2014 Fiesta

### Completion Percentage

UCF	66.7	2012 Beef 'O'Brady's
Opponent	77.1	2020 Boca Raton

### Passing Yards

UCF	301	2005 Hawai'i
Opponent	301	2014 Fiesta
Opponent	441	2020 Boca Raton

### Passes Had Intercepted

UCF	3	2007 Liberty
Opponent	2	2010 Liberty
Opponent	2	2018 Peach
Opponent	2	2019 Gasparilla

### Touchdown Passes

UCF	3	2005 Hawai'i
Opponent	3	2012 Beef 'O'Brady's
Opponent	3	2014 St. Petersburg
Opponent	3	2014 Fiesta
Opponent	4	2019 Fiesta

### Total Offense Attempts

UCF	88	2020 Boca Raton
Opponent	87	2018 Peach

### Total Offense Yards

UCF	587	2019 Gasparilla
Opponent	655	2020 Boca Raton

### Fumbles Lost

UCF	3	2016 Cure
Opponent	3	2019 Gasparilla

### Total Turnovers

UCF	4	2008 Liberty
Opponent	5	2019 Gasparilla

## Individual Records

### Rushing

Rushing Attempts	35	2007 Liberty
Rushing Yards	202	Kevin Smith vs. Mississippi State
Yards Per Rush	8.9	Kevin Smith vs. Nevada
Rushing TDs	3	Mckenzie Milton vs. Auburn
Longest Rush	78	Kevin Smith vs. Nevada
Longest Rush	78	Kevin Smith vs. Nevada

### Passing

Pass Attempts	53	2014 St. Petersburg
Pass Completions	23	Justin Holman vs. NC State
Comp. Percentage	66.7	2012 Beef 'O'Brady's
Passing Yards	301	Blake Bortles vs. Ball State
Yards Per Attempt	10.8	Blake Bortles vs. Baylor
Yards Per Comp.	18.5	Dillon Gabriel vs. Marshall
Passes Intercepted	3	Dillon Gabriel vs. Marshall
Touchdown Passes	3	2007 Liberty
Touchdown Passes	3	Kyle Israel vs. Mississippi State
Touchdown Passes	3	2005 Hawai'i
Touchdown Passes	3	Steven Moffett vs. Nevada
Touchdown Passes	3	2012 Beef 'O'Brady's
Touchdown Passes	3	Blake Bortles vs. Ball State

Touchdown Passes	3	2014 St. Petersburg
Touchdown Passes	3	Justin Holman vs. NC State

### Receiving

Receptions	11	2005 Hawai'i
Receiving Yards	210	Brandon Marshall vs. Nevada
TD Receptions	3	Brandon Marshall vs. Nevada
Longest Reception	75	2014 St. Petersburg
Longest Reception	75	Josh Reese vs. NC State
Longest Reception	75	2019 Gasparilla
Longest Reception	75	Marlon Williams/Dillon Gabriel vs. Marshall

### Total Offense

Attempts	62	2014 St. Petersburg
Yards	394	Justin Holman vs. NC State
Yards	394	2014 Fiesta
Yards	394	Blake Bortles vs. Baylor

### Scoring

Points	18	2005 Hawai'i
Points	18	Brandon Marshall vs. Nevada
Points	18	2005 Hawai'i
Points	18	Kevin Smith vs. Nevada
Points	18	2012 Beef 'O'Brady's
Points	18	Latavius Murray vs. Ball State
Points	18	2014 Fiesta
Points	18	Storm Johnson vs. Baylor
Points	18	2014 St. Petersburg
Points	18	Josh Reese vs. NC State
Touchdowns	3	2005 Hawai'i
Touchdowns	3	Brandon Marshall vs. Nevada
Touchdowns	3	2005 Hawai'i
Touchdowns	3	Kevin Smith vs. Nevada
Touchdowns	3	2012 Beef 'O'Brady's
Touchdowns	3	Latavius Murray vs. Ball State
Touchdowns	3	2014 Fiesta
Touchdowns	3	Storm Johnson vs. Baylor
Touchdowns	3	2014 St. Petersburg
Touchdowns	3	Josh Reese vs. NC State
Kicking points	12	2005 Hawai'i
Kicking points	12	Matt Prater vs. Nevada
Kicking points	12	2019 Gasparilla
Kicking points	12	Dylan Barnas vs. Marshall
Extra Points	7	2014 Fiesta
Extra Points	7	Shawn Moffitt vs. Baylor
Field Goals	3	2005 Hawai'i
Field Goals	3	Matt Prater vs. Nevada
Longest FG	46	2005 Hawai'i
Longest FG	46	Matt Prater vs. Nevada

### Tackles

Total Tackles	14	2014 Fiesta
Total Tackles	14	Terrance Plummer vs. Baylor
Total Tackles	14	2014 St. Petersburg
Total Tackles	14	Clayton Geathers vs. NC State
Total Tackles	14	2016 Cure
Total Tackles	14	Demeitre Brim vs. Arkansas State
Solo Tackles	9	2005 Hawai'i
Solo Tackles	9	Johnell Neal vs. Nevada
Assisted Tackles	12	2016 Cure
Assisted Tackles	12	Demeitre Brim vs. Arkansas State

### Interceptions

Interceptions	1	11 players
Yards	93	2019 Fiesta
Yards	93	Brandon Moore vs. LSU
Long	93	2019 Fiesta
Long	93	Brandon Moore vs. LSU

### Punt Returns

Returns	6	2007 Liberty
Returns	6	Joe Burnett vs. Mississippi State
Return Yards	54	2007 Liberty
Return Yards	54	Joe Burnett vs. Mississippi State
Longest Return	21	2007 Liberty
Longest Return	21	Joe Burnett vs. Mississippi State

### Kickoff Returns

Returns	6	2009 St. Petersburg
Returns	6	Quincy McDuffie vs. Rutgers
Return Yards	171	2009 St. Petersburg
Return Yards	171	Quincy McDuffie vs. Rutgers
Longest Return	65	2009 St. Petersburg
Longest Return	65	Quincy McDuffie vs. Rutgers

### Punting

Punts	10	2016 Cure
Punts	10	Caleb Houston vs. Arkansas State
Punt Average	49.5	2019 Fiesta
Punt Average	49.5	Mac Loudermilk vs. LSU
Longest Punt	60	2022 Military
Longest Punt	60	Mitch McCarthy vs. Duke

## Opponent Records

Rushing Yards	178	2005 Hawai'i
Rushing Yards	178	B.J. Mitchell, Nevada
Rushing TDs	3	2005 Hawai'i
Rushing TDs	3	Robert Hubbard, Nevada
Rushing TDs	3	2014 Fiesta
Rushing TDs	3	Bryce Petty, Baylor
Passing Comp.	30	2014 Fiesta
Passing Comp.	30	Bryce Petty, Baylor
Passing Yards	425	2020 Boca Raton
Passing Yards	425	Zach Wilson, BYU
Passing TDs	4	2019 Fiesta
Passing TDs	4	Joe Burrow, LSU
Receptions	11	2005 Hawai'i
Receptions	11	Caleb Spencer, Nevada
Receiving Yards	127	2016 Cure
Receiving Yards	127	Kendall Sanders, Arkansas State
Receiving TDs	3	2016 Cure
Receiving TDs	3	Kendall Sanders, Arkansas State
Total Offense	437	2020 Boca Raton
Total Offense	437	Zach Wilson, BYU
Kicking Points	16	2019 Fiesta
Kicking Points	16	Cole Tracy, LSU
Punt Return Yards	47	2016 Cure
Punt Return Yards	47	Blaise Taylor, Arkansas State
Kick Return Yards	174	2018 Peach
Kick Return Yards	174	Noah Igbinoghene, Auburn
Punt Average	44.0	2005 Hawai'i
Punt Average	44.0	Justin Bergendahl, Nevada





# HISTORY & HONORS

2024 UCF Football



**BIG 12 CONFERENCE**

**1979**

• During his inaugural address, UCF President Trevor Colbourn announces that the school will “explore the possibility of developing a football program.” Later, Colbourn and director of athletics Jack O’Leary approve a decision to form a football team to begin play in the fall of 1979 as an NCAA Division III program. Former professional football player Don Jonas becomes the school’s first coach on a volunteer basis. On Aug. 28, 148 prospective players participate in the program’s first practice. Less than one month later on Sept. 22, UCF travels to St. Leo for its first game and wins 21-0. Bobby Joe Plain scores the school’s first touchdown on a 13-yard pass reception from Mike Cullison in the first quarter. The following week, UCF plays its first home contest at the Tangerine Bowl and posts a 7-6 victory over Fort Benning in front of 14,188 fans.

**1979 NCAA III (6-2-0) Coach: Don Jonas**

9/22	at St. Leo	W	21-0	1,000
9/29	Fort Benning	W	7-6	14,188
10/13	Maryville	W	10-7	7,350
10/20	at Fort Lauderdale	W	14-0	500
10/27	at Presbyterian	L	0-48	3,800
11/3	at Emory & Henry	L	14-28	1,000
11/10	University of the South	W	24-0	10,111
11/17	Morehouse	W	14-7	13,309

**1980**

• After the UCF Athletic Authority votes in January to make the football head coaching job a full-time position, Don Jonas is selected for the role. The Knights win four games during the campaign and in an 18-14 victory over Emory and Henry, Michael O’Shaughnessy tallies a school-record five sacks. Following the season, cornerback Tim Kiggins earns third-team All-America honors and becomes the first UCF player to sign a professional contract when he joins the Toronto Argonauts of the Canadian Football League.

**1980 NCAA III (4-4-1) Coach: Don Jonas**

9/13	Carson-Newman \$	FW	30-21	13,941
9/20	St. Leo	W	55-0	8,730
9/27	Millsaps	L	7-8	12,793
10/4	Miles	T	11-11	8,990
10/11	at Savannah State	L	0-44	4,100
10/18	at North Alabama	L	3-28	3,500
11/1	Catawba	W	14-12	7,757
11/8	Albany	L	27-28	14,022
11/15	Emory & Henry	W	18-14	6,907

*\$ Later forfeited by Carson-Newman*

**1981**

• UCF begins a local rivalry, meeting Bethune-Cookman in the first Mayor’s Trophy game. The Wildcats escape with a 24-20 win. Kicker Scott Ryerson is a third-team All-America selection, while center Dan Burke and linebackers Eddie James and Bill Giovanetti earn honorable mention status. Following the season, head coach Don Jonas resigns to become director of the UCF Gridiron Club.

**1981 NCAA III (4-6-0) Coach: Don Jonas**

9/12	Presbyterian	L	0-3	8,347
9/19	Elizabeth City	L	9-14	4,833
9/26	at Millsaps	W	13-6	800
10/3	Miles	W	6-0	6,320
10/10	Savannah State	W	47-13	6,493
10/17	at Alabama A&M	L	15-23	8,700
10/31	at West Georgia	L	6-20	6,200
11/7	Hampden-Sydney	W	17-0	8,391
11/14	Millersville	L	9-27	4,365
11/21	Bethune-Cookman	L	20-24	8,354

**1982**

• Following Don Jonas’ resignation, associate head coach Sam Weir is named the program’s interim head coach. New athletics director Bill Peterson announces that UCF will compete as a Division II program during the year. With the move to D-II, the school begins awarding athletics scholarships. Following the season, four Knights sign professional contracts: tight end Mike Carter with the National Football League’s Denver Broncos and defensive end Ed Gantner, linebacker Bill Giovanetti and offensive lineman Mike Sommerfield with the Tampa Bay Bandits of the United States Football League. Following the season, New York Yankees president and former Buffalo Bills head coach Lou Saban is named UCF’s head coach.

**1982 NCAA II (0-10-0) Coach: Sam Weir**

9/11	Georgia Southern \$	L	9-16	2,350
9/18	Southeastern Louisiana	L	14-24	8,196
9/25	at VMI	L	0-69	6,100
10/2	at Valdosta State	L	7-13	9,500
10/9	Bethune-Cookman	L	21-40	9,127
10/16	Alabama A&M	L	10-31	6,654
10/23	at Nicholls State	L	10-60	8,500
10/30	West Georgia	L	7-41	9,257
11/6	Carson-Newman	L	17-36	3,818
11/13	Eastern Kentucky	L	14-26	4,822

*\$ at Jacksonville, Fla.*

**1983**

• UCF records its first win against an NCAA Football Championship Subdivision opponent, defeating Austin Peay, 10-7, on the road. Ted Wilson returns a kick 100 yards for a touchdown against Southeastern Louisiana and finishes second in the nation in kick return average with 30.5 yards per return.

**1983 NCAA II (5-6-0) Coach: Lou Saban**

9/2	Elizabeth City	W	37-7	9,041
9/10	at Georgia Southern	W	33-29	8,815
9/17	at Southeastern Louisiana	L	28-54	5,000
9/24	North Alabama	L	20-47	8,307
10/1	Valdosta State	W	20-0	12,777
10/15	at Richmond	L	26-31	3,413
10/29	at Austin Peay	W	10-7	7,000
11/5	at Carson-Newman	L	14-35	3,300
11/12	Nicholls State	L	14-37	4,500
11/19	Fort Lewis	W	59-28	14,212
11/26	Bethune-Cookman	L	22-31	13,294

**1984**

• After the squad gets off to a slow start, head coach Lou Saban announces his resignation. Jerry Anderson is named interim head coach. Following the campaign, offensive lineman Dan Burke signs a contract with the New Jersey Generals of the United States Football League. Kicker Scott Ryerson is drafted by the Tampa Bay Bandits of the USFL and signs a free-agent deal with the National Football League’s Atlanta Falcons.

**1984 NCAA II (2-9-0) Coaches: Lou Saban (first seven games), Jerry Anderson (last four games)**

9/1	Bethune-Cookman	L	22-43	7,421
9/8	at Louisiana-Monroe	L	21-49	19,329
9/15	Georgia Southern	L	28-42	7,124
9/22	at Western Kentucky	W	35-34	8,500
9/29	at Texas State	L	13-39	10,337
10/6	Akron	L	21-26	6,814
10/13	at Eastern Kentucky	L	14-37	18,300
10/20	Illinois State	W	28-24	11,648
10/27	Austin Peay	L	21-24	12,225
11/3	at Indiana State	L	0-38	8,367
11/10	at Furman	L	6-42	10,162



**1985**

• Gene McDowell, an assistant at Florida State, is named UCF's head coach and athletics director. UCF wins its first game under McDowell when Ed O'Brien kicks a school-record 55-yard field goal as time expired to defeat Bethune-Cookman, 39-37. UCF meets its first NCAA Bowl Subdivision opponent, playing at Louisville.

**1985 NCAA II (4-7-0) Coach: Gene McDowell**

9/7	Bethune-Cookman	W	39-37	21,222
9/13	Southeastern Louisiana	W	27-21	7,142
9/28	at Illinois State	L	21-48	12,786
10/5	Texas State	L	12-48	7,850
10/12	Western Kentucky	L	17-47	9,153
10/19	Eastern Kentucky	L	21-28	8,223
10/26	Stephen F. Austin	L	24-59	11,263
11/2	at Louisville	L	21-42	21,391
11/9	at Georgia Southern	L	18-35	7,759
11/23	Savannah State	W	31-7	3,478
11/30	Samford	W	35-14	3,022

**1986**

• The team begins the season 4-1. UCF sets a new attendance record when 23,760 watch the Knights play Wofford for Homecoming. The contest features a postgame performance by the Beach Boys. The Knights went 6-5 during the year to post their first winning campaign since the inaugural season in 1979. Linebacker Wyatt Boggan leads the team with 143 tackles and earns *Football News* All-America First Team honors. Wide receiver Ted Wilson becomes the first UCF player selected in the National Football League Draft when the Washington Redskins take him in the 10th round. Tailback Elgin Davis is picked in the 12th round by the New England Patriots.

**1986 NCAA II (6-5-0) Coach: Gene McDowell**

9/6	Bethune-Cookman	W	26-14	23,041
9/13	West Georgia	W	34-21	10,125
9/20	Valdosta State	W	10-7	12,056
9/27	at Akron	L	17-20	12,186
10/4	Murray State	W	38-25	13,086
10/11	at Wichita State	L	6-9	4,167
10/18	at Eastern Kentucky	L	24-51	12,200
10/25	Wofford	L	28-31	23,760
11/1	at VMI	W	38-9	3,200
11/8	Georgia Southern	L	23-33	11,137
11/15	Samford	W	66-7	6,176

**1987**

• The Knights post a five-game winning streak, outscoring their opponents, 242-67, during the stretch. UCF finishes the regular season with an 8-3 record, good enough for its first bid to the Division II playoffs. In the first round, the Knights record a 12-10 win over Indiana University of Pennsylvania, but falls to eventual national champion Troy. Wideout Bernard Ford and kicker Ed O'Brien earn All-America First Team honors from several outlets. Quarterback Darin Slack and linebacker Mike Coad receive *Football News* All-America Second Team recognition. Ford is tabbed in the third round of the National Football League Draft by the Buffalo Bills and defensive back Corris Ervin is taken in the fifth round by the Denver Broncos.

**1987 NCAA II (9-4-0) Coach: Gene McDowell**

9/5	Bethune-Cookman	W	17-9	9,768
9/19	Elon	W	34-10	11,752
9/26	Eastern Kentucky	L	16-23	15,197
10/3	at Georgia Southern	L	32-34	15,540
10/10	Savannah State	W	36-26	10,743
10/17	West Georgia	W	52-14	10,029
10/24	NW Missouri St.	W	45-3	15,208
10/31	Grand Valley State	W	67-3	7,552
11/7	Liberty	W	42-21	11,081
11/14	at Florida A&M	L	14-19	4,803
11/21	Morningside	W	24-7	10,112
11/28	Indiana (Pa.) §	W	12-10	15,043
12/5	Troy §	L	10-31	14,327

§ Division II Playoffs

**1988**

• UCF opens the campaign with five-consecutive wins and moves to second in the NCAA Division II national rankings. A crowd of 31,789 attends UCF's 26-18 victory over defending national champion Troy at the Citrus Bowl. Defensive lineman Steve Spears and offensive lineman Dave Underwood earn *Football Gazette* All-America honors.

**1988 NCAA II (6-5-0) Coach: Gene McDowell**

9/2	Bethune-Cookman	W	29-21	14,831
9/10	West Georgia	W	33-14	11,270
9/17	Troy	W	26-18	31,789
9/24	at East Tennessee State	W	23-17	5,447
10/1	North Alabama	W	35-33	21,682
10/8	New Haven	L	23-31	22,641
10/15	Southern Conn. State	W	24-16	22,439
10/22	at Valdosta State	L	19-48	6,500
10/29	Georgia Southern	L	17-31	28,682
11/5	at Liberty	L	7-24	3,530
11/12	at Eastern Kentucky	L	31-35	6,800

**1989**

• In its final campaign at the D-II level, UCF defeats three Football Championship Subdivision schools. The Knights finish the season strong, winning six of their final seven games to complete the year 7-3.

**1989 NCAA II (7-3-0) Coach: Gene McDowell**

9/1	Bethune-Cookman	L	15-23	23,620
9/9	Valdosta State	W	35-14	18,046
9/16	at Troy	L	6-20	8,000
9/23	Newberry	W	30-3	8,316
9/30	at North Alabama	W	17-16	5,500
10/7	East Tennessee State	W	34-0	12,072
10/21	at Georgia Southern	L	17-31	19,640
10/28	Liberty	W	33-30	15,095
11/11	Eastern Kentucky	W	20-19	17,506
11/18	Texas Southern	W	49-12	14,082

**1990**

• UCF moves to the Football Championship Subdivision ranks and goes 10-4. The Knights become the first school in history to qualify for the FCS playoffs in their first season of eligibility. In the first round of the playoffs, UCF draws previously undefeated Youngstown State on the road. Franco Grilla hits a 34-yard field goal as time expires to give the Knights a 20-17 victory. Host UCF downs William & Mary, 52-38, in the second round of the playoffs to set up a semifinal matchup with eventual national champion Georgia Southern in Statesboro, Ga. Following the year, Gene McDowell is awarded the Eddie Robinson Trophy by The Sports Network as the national coach of the year. Wide receiver Shawn Jefferson is drafted in the ninth round by the National Football League's Houston Oilers.

**1990 NCAA FCS (10-4-0) Coach: Gene McDowell**

9/1	Troy	W	16-10	22,462
9/8	at Eastern Kentucky	L	12-24	19,200
9/15	at Bethune-Cookman	W	42-9	9,500
9/22	at Memphis	L	28-37	21,385
9/29	Kentucky State	W	49-0	6,055
10/6	at Samford	W	37-16	5,463
10/20	Georgia Southern	L	17-38	16,258
10/27	Southern Illinois	W	49-14	14,052
11/3	Liberty	W	28-6	14,107
11/10	Slippery Rock	W	24-21	16,208
11/17	Texas Southern	W	63-6	16,328
11/24	at Youngstown State §	W	20-17	12,500
12/1	William & Mary §	W	52-38	20,067
12/8	at Georgia Southern §	L	7-44	13,183

§ FCS Playoffs

**1991**

• The Knights host their first Football Bowl Subdivision squad, facing East Carolina at the Citrus Bowl. Linebacker Bobby Spitulski is named to the Associated Press All-America Third Team and is selected in the third round of the National Football League Draft by the Seattle Seahawks.

**1991 NCAA FCS (6-5-0) Coach: Gene McDowell**

8/31	Troy	W	21-10	18,586
9/7	at James Madison	L	31-49	10,081
9/14	at Valdosta State	W	12-0	6,379
9/21	East Carolina	L	25-47	20,049
9/28	Bethune-Cookman	W	32-6	16,066
10/5	at Arkansas State	W	31-20	18,200
10/12	Samford	L	6-13	12,011
10/26	at Georgia Southern	L	6-20	19,063
11/2	Savannah State	L	31-33	13,188
11/9	at Liberty	W	31-26	2,650
11/16	Millersville	W	52-6	10,027

**1992**

• UCF President John C. Hitt announces UCF's intention to move to the Football Bowl Subdivision ranks by 1996. UCF makes history as the first college squad to play a Russian team on American soil as it defeats the Moscow Bears of the Russian League of American Football, 42-6, on Oct. 3. During the year, Gene McDowell relinquishes his duties as athletics director to concentrate his efforts on coaching the football team.

**1992 NCAA FCS (6-4-0) Coach: Gene McDowell**

9/5	Gardner-Webb	W	71-21	10,286
9/12	Bethune-Cookman	W	28-3	12,075
9/19	Troy	L	16-20	7,755
9/26	at Western Illinois	W	35-22	9,764
10/3	Moscow (exhibition)	W	43-6	5,412
10/17	Nicholls State	W	42-18	8,087
10/24	at Western Kentucky	L	36-50	10,589
10/31	at Liberty	L	28-31	8,100
11/7	Buffalo	W	63-21	9,067
11/14	James Madison	W	41-37	6,681
11/21	at Samford	L	13-20	4,987

**1993**

• UCF wins six of its first seven games, with the only loss coming from Football Bowl Subdivision's East Carolina. The Knights claim three of their final four games to finish the regular season with a 9-2 mark. The squad earns a berth in the playoffs and faces host Youngstown State in the opening round.

**1993 NCAA FCS (9-3-0) Coach: Gene McDowell**

9/11	Valdosta State	W	35-30	11,033
9/18	at East Carolina	L	17-41	30,867
9/25	McNeese State	W	22-3	10,759
10/2	Yale	W	42-28	23,489
10/9	Samford	W	48-17	8,081
10/16	Western Illinois	W	35-17	12,857
10/23	at Bethune-Cookman	W	34-14	5,500
10/30	at Troy	L	15-29	5,100
11/6	Liberty	W	55-19	8,688
11/13	Buffalo	W	42-7	7,609
11/20	at Louisiana Tech	W	38-16	4,000
11/27	at Youngstown State	L	30-56	7,408

§ FCS Playoffs

**1994**

• The Knights begin the year as *Sports Illustrated's* pick to win the Football Championship Subdivision title. Due to a rash of injuries on defense, UCF finishes the year 7-4. Kick returner Todd Cleveland garners The Sports Network All-America Second Team honors. Defensive end Greg Jefferson is picked in the third round of the National Football League Draft by the Philadelphia Eagles.

**1994 NCAA FCS (7-4-0) Coach: Gene McDowell**

9/3	at Maine	W	28-6	6,296
9/10	Valdosta State	L	14-31	22,518
9/17	Bethune-Cookman	W	48-17	22,049
9/24	Western Kentucky	W	59-45	24,326
10/1	at Illinois State	W	27-26	6,550
10/8	at Samford	L	35-36	3,632
10/15	at Louisiana-Monroe	W	33-16	8,123
10/22	Troy	L	38-39	27,003
10/29	at Liberty	W	49-24	6,153
11/12	at East Carolina	L	20-23	25,783
11/19	Buffalo	W	48-0	18,856

**1995**

• On June 21, UCF receives official word from the NCAA that its bid for reclassification to the Football Bowl Subdivision has been approved and will take effect Sept. 1, 1996. Against a top-notch schedule, UCF goes 6-5. The Knights open the season with a 40-32 victory over fifth-ranked Eastern Kentucky. Freshman Daunte Culpepper completes 20-of-25 passes for 254 and three scores and earns national player of the week honors. Tailback Marquette Smith is named to the *Football Gazette* All-America Second Team and is drafted in the fifth round by the National Football League's Carolina Panthers.

**1995 NCAA FCS (6-5-0) Coach: Gene McDowell**

8/31	Eastern Kentucky	W	40-32	13,422
9/9	Carson-Newman	W	35-21	13,413
9/23	at Florida State (#1)	L	14-46	76,600
9/30	at McNeese State	L	7-49	16,921
10/7	Samford	W	41-14	11,333
10/14	Liberty	L	6-7	12,210
10/21	at Hawaii	L	14-45	24,383
10/28	at Louisiana-Monroe	W	34-14	16,808
11/4	Bethune-Cookman	W	38-7	16,002
11/11	Troy	L	17-28	12,312
11/18	Maine	W	37-17	11,119

**1996**

• The Knights play their inaugural campaign at the Football Bowl Subdivision level and go 5-6. Behind quarterback Daunte Culpepper, UCF finishes the campaign 16th in the nation in passing offense.

**1996 NCAA FBS (5-6) Coach: Gene McDowell**

8/29	William & Mary (SUN)	W	39-33	18,013
9/7	at South Carolina	L	14-33	76,411
9/14	at New Mexico (SUN)	L	7-17	18,317
9/21	at Ball State	L	10-31	11,475
9/28	at East Carolina	L	7-28	34,121
10/12	Samford	W	38-6	12,122
10/19	Louisiana-Monroe	L	38-39	16,293
10/26	at Georgia Tech (SUN)	L	20-27	43,610
11/2	Illinois State	W	42-15	17,639
11/9	at UAB	W	35-13	12,500
11/16	Bowling Green	W	27-19	14,112

**1997**

• UCF faces a tough schedule that includes four squads from the SEC and national champion Nebraska. UCF garners national attention after leading Nebraska by three points at halftime before falling to the host Cornhuskers. A record crowd of 41,827 turns out for UCF's home-opening victory over Idaho. Quarterback Daunte Culpepper sets 15 school records. He is a finalist for the Davey O'Brien National Quarterback Award, a semifinalist for the *Football News* Offensive Player of the Year and is named to the American Football Coaches Association Good Works Team. Tailback Dwight Collins, who is deaf, receives Disney's Wide World of Sports Spirit Award for being the nation's most courageous student-athlete. Running backs coach Alan Gooch is named the assistant coach of the year by the American Football Coaches Association for his work with Collins. Following the season, Gene McDowell resigns as head coach and is replaced by longtime offensive coordinator Mike Kruczek.

**1997 NCAA FBS (5-6) Coach: Gene McDowell**

8/30	at Mississippi	L	23-24 (OT)	28,216
9/6	at South Carolina (SUN)	L	31-33	81,908
9/13	at Nebraska (#6)	L	24-38	75,327
9/20	Idaho (SUN)	W	41-10	41,827
9/27	at Auburn (#8) (SUN)	L	14-41	82,109
10/4	at Kent State	W	59-43	10,584
10/11	Samford	W	52-7	22,016
10/25	at Mississippi State (SUN)	L	28-35	28,621
11/1	at Louisiana-Monroe	L	41-45	15,936
11/15	Eastern Michigan	W	27-10	39,433
11/22	Toledo	W	34-17	15,062

**1998**

• Quarterback Daunte Culpepper earns preseason All-America honors from several outlets, including *Sports Illustrated* and *The Sporting News*. UCF makes its first national television appearance when ESPN televises its game at Purdue. The Knights finish the campaign 9-2. Culpepper breaks Steve Young's 1983 single-season completion percentage record of 71.3 by completing 73.6 percent of his passes. He becomes only the third player in school history to pass for more than 10,000 yards and rush for more than 1,000 yards in a career. Culpepper concludes the year with more than 30 school records to his credit. The signal caller finishes sixth in the balloting for the Heisman Trophy and is named national co-player of the year by The Sports Network. Culpepper becomes UCF's first National Football League first-round draft pick as the Minnesota Vikings select him 11th overall. Cornerback Paul Miranda is taken in the fourth round by the Indianapolis Colts.

**1998 NCAA FBS (9-2) Coach: Mike Kruczek**

9/5	at Louisiana Tech (SUN)	W	64-30	23,677
9/12	Eastern Illinois	W	48-0	35,219
9/19	at Purdue (ESPN)	L	7-35	53,469
9/26	at Bowling Green (FSN)	W	38-31	15,824
10/4	at Toledo (SUN)	W	31-24	20,008
10/10	Northern Illinois	W	38-17	30,415
10/24	at Louisiana (SUN)	W	42-10	10,124
10/31	Youngstown State	W	44-32	21,251
11/7	at Auburn (SUN)	L	6-10	80,743
11/14	Ball State	W	37-14	31,412
11/21	New Mexico	W	38-6	19,025

**1999**

• UCF starts the campaign with the toughest September schedule in the nation, facing four bowl winners from the previous year. All four teams enter the games with the Knights ranked in the top 25. UCF hosts a top-25 foe for the first time, playing No. 22 Purdue in front of 40,112 fans at the Citrus Bowl. Wideout Charles Lee is drafted in the seventh round by the National Football League's Green Bay Packers.

**1999 NCAA FBS (4-7) Coach: Mike Kruczek**

9/4	Purdue (#22) (ESPN R)	L	13-47	40,112
9/11	at Florida (#4) (SUN)	L	27-58	85,346
9/18	at Georgia Tech (#12)	L	10-41	45,355
9/25	at Georgia (#11) (SUN)	L	23-24	86,117
10/2	Eastern Illinois	W	31-21	18,864
10/16	Nicholls State	W	28-0	13,875
10/23	Louisiana Tech	L	35-46	16,535
10/30	Eastern Michigan	W	31-6	27,845

11/6	at Auburn (SUN)	L	10-28	75,804
11/13	at Middle Tennessee	W	39-14	10,751
11/20	Bowling Green	L	30-33 (OT)	14,299

**2000**

• The Knights record one of the biggest victories in school history by defeating traditional power Alabama, 40-38, in Tuscaloosa. Javier Beorlegui gives UCF the win with a 37-yard field goal with three seconds remaining to spoil the Crimson Tide's homecoming game. A school record 50,220 fans watch the Knights host No. 8 Virginia Tech.

**2000 NCAA FBS (7-4) Coach: Mike Kruczek**

9/2	at Georgia Tech	L	17-21	40,993
9/9	Northwestern State	W	19-7	19,003
9/16	at Akron	L	24-35	12,964
9/23	William & Mary	W	52-7	23,164
9/30	at Eastern Michigan (SUN)	W	31-10	10,238
10/7	at Northern Illinois (SUN)	L	20-40	18,148
10/14	Eastern Kentucky	W	34-3	18,908
10/21	Louisiana-Monroe	W	55-0	25,093
10/28	at Alabama	W	40-38	83,818
11/4	at Louisiana Tech (SUN)	W	20-16	12,532
11/11	Virginia Tech (#8) (SUN)	L	21-44	50,220

**2001**

• The biggest news for UCF comes off of the field when the school finally finds a conference home. On Nov. 1, UCF signs an agreement to enter the Mid-American Conference for football in 2002. On the field, offensive lineman Steve Edwards and defensive lineman Elton Patterson earn *Football News* All-America honorable-mention honors. Following the year, defensive back Travis Fisher is drafted in the second round by the St. Louis Rams.

**2001 NCAA FBS (6-5) Coach: Mike Kruczek**

9/1	at Clemson (#19)	L	13-21	75,000
9/8	at Syracuse (ESPN R)	L	10-21	35,938
9/22	at Tulane (SUN)	W	36-29	17,497
9/29	at Virginia Tech (#8) (SUN)	L	14-46	53,662
10/6	UAB (SUN)	W	24-7	30,820
10/13	Liberty	W	63-0	17,103
10/20	Louisiana-Monroe	W	38-6	23,001
10/27	at Utah State (SUN)	L	27-30	16,135
11/3	Akron	W	57-17	15,779
11/10	at Arkansas	L	20-27	61,527
11/24	Louisiana	W	31-0	12,264

**2002**

• UCF plays its first season as a member of the Mid-American Conference and finishes second in the East Division with a 6-2 league mark. Three Knights earn All-MAC First Team honors. Wideout Doug Gabriel becomes the first player from UCF to play in the Senior Bowl. Four Knights are selected in the NFL Draft: cornerback Asante Samuel (New England, fourth round), Gabriel (Oakland, fifth round), offensive lineman Mike Mabry (Baltimore, seventh round) and defensive lineman Elton Patterson (Cincinnati, seventh round). Offensive lineman Taylor Robertson is tabbed by Calgary with the 13th selection in the CFL Draft.

**2002 NCAA FBS (7-5, 6-2) Coach: Mike Kruczek**

8/31	at Penn State (#24) (ESPN)	L	24-27	103,029
9/7	at Arizona State (SUN)	L	12-46	43,401
9/20	at Marshall* (ESPN2)	L	21-26	32,900
9/28	Liberty	W	48-17	21,137
10/12	at Western Michigan* (SUN)	W	31-27	21,505
10/19	Toledo* (SUN)	L	24-27	18,812
10/26	Akron*	W	28-17	19,799
11/2	Syracuse (SUN)	L	35-38	24,043
11/9	at Buffalo*	W	45-21	6,923
11/16	Kent State*	W	32-6	7,354
11/23	at Miami (Ohio)* (SUN)	W	48-31	7,962
11/30	Ohio*	W	42-32	12,462

\* MAC game

**2003**

• UCF's football program moves into its new home as the state-of-the-art Wayne Densch Sports Center opens just 16 months after construction began. The school accepts an invitation into Conference USA for all sports. The Knights will end their brief football affiliation with the Mid-American Conference after 2004. The year serves as the 25th season of UCF football. After a 3-7 start, head coach Mike Kruczek is relieved of his duties and longtime assistant Alan Gooch is promoted to interim head coach for the final two games. Gooch makes his coaching debut when the Knights play Marshall on ESPN2 in Orlando. The contest serves as UCF's first nationally-televised home game. Following the season, George O'Leary is selected as UCF's new head coach. Tight end Michael Gaines is taken in the seventh round of the National Football League Draft by the Carolina Panthers.

**2003 NCAA FBS (3-9, 2-6) Coaches: Mike Kruczek (first 10 games), Alan Gooch (last two games)**

8/31	at Va. Tech (#9) (ESPN)	L	28-49	65,115
9/13	Florida Atlantic	W	33-29	26,901
9/20	at Syracuse (ESPN R)	L	14-38	35,103
9/27	at Kent State * (SUN)	L	16-36	6,728
10/4	Buffalo *	W	19-10	22,657
10/11	at Ohio * (ESPN R)	L	0-28	21,109
10/18	at Akron *	L	24-38	8,113
10/25	Central Michigan *	W	31-13	20,523
11/1	at West Virginia (SUN)	L	18-36	42,712
11/8	at Eastern Michigan * (SUN)	L	13-19	5,150
11/19	Marshall (ESPN2) *	L	7-21	18,141
11/28	Miami (Ohio) (#15) *	L	21-56	12,902

\* MAC Game

**2004**

• After missing the team's first game of the season, new head coach George O'Leary makes his UCF debut as the Knights host 10th-ranked West Virginia at the Citrus Bowl. The Knights open the campaign with one of the nation's toughest schedules, traveling to face Wisconsin and Penn State and hosting West Virginia.

**2004 NCAA FBS (0-11, 0-8) Coach: George O'Leary**

9/4	at Wisconsin (#21) (ESPN)	L	6-34	82,116
9/11	West Virginia (#10)	L	20-45	32,224
9/18	at Penn State (ESPN R)	L	13-37	101,715
10/2	at Buffalo *	L	20-48	12,173
10/9	Northern Illinois *	L	28-30	16,555
10/16	Akron *	L	21-26	18,401
10/23	at Miami (Ohio) *	L	7-43	8,012
10/30	at Marshall * (ESPN R)	L	3-20	23,122
11/6	Ohio *	L	16-17 (OT)	20,498
11/13	at Ball State *	L	17-21	5,309
11/23	Kent State *	L	24-41	12,083

\* MAC Game

**2005**

• The Knights win their inaugural Conference USA contest, recording a 23-13 win over visiting Marshall. The victory snaps a 17-game losing streak for the Knights. The team goes on to win eight contests, including seven in league play, during the regular season. UCF hosts the inaugural C-USA Championship Game, which is played in front of a school-record 51,978 fans at the Citrus Bowl. Despite falling to Tulsa in the title game, UCF earns an invitation to the Sheraton Hawai'i Bowl, marking the first bowl game in program history. The Knights post one of the top turnarounds in college football history, going 8-5 after an 0-11 campaign in 2004. Head coach George O'Leary is named the C-USA Coach of the Year, in addition to garnering national coach of the year honors from CBSsports.com and SportsIllustrated.com. Tailback Kevin Smith garners the C-USA Freshman of the Year award. Wideout Brandon Marshall is selected in the fourth round of the National Football League Draft by the Denver Broncos. During the year, the UCF Board of Trustees approves a financing plan for an on-campus stadium that will open in 2007.

**2005 NCAA FBS (8-5, 7-1) Coach: George O'Leary**

9/1	at South Carolina (ESPN)	L	15-24	82,753
9/17	at USF (FSN FL)	L	14-31	45,139
9/24	Marshall *	W	23-13	22,217
10/1	at Louisiana	W	24-21	18,262
10/8	Memphis *	W	38-17	20,562

10/15	at Southern Miss *	L	31-52	28,366
10/21	Tulane *	W	34-24	15,009
10/29	at East Carolina *	W	30-20	34,410
11/5	Houston (i NET) *	W	31-29	32,635
11/12	at UAB (CBS C) *	W	27-21	12,199
11/19	at Rice *	W	31-28	8,267
12/3	Tulsa @ (ESPN)	L	27-44	51,978
12/24	vs. Nevada ^ (ESPN)	L	48-49 (OT)	16,134

\* Conference USA Game

@ Conference USA Championship Game

^ Sheraton Hawai'i Bowl

**2006**

• Prior to the season, Bright House Networks acquires the naming rights to the new stadium. UCF closes out its long tenure at the Citrus Bowl on Nov. 25, with a 31-22 Conference USA win over UAB. After a record-breaking season in which he recorded a school-best 90 receptions, wide receiver Mike Sims-Walker is selected by the Jacksonville Jaguars in the third round of the NFL Draft. Offensive lineman Cedric Gagne-Marcoux is picked eighth overall by the Hamilton Tiger-Cats in the Canadian Football League Draft.

**2006 NCAA FBS (4-8, 3-5) Coach: George O'Leary**

9/2	Villanova	W	35-16	29,398
9/9	at Florida (#7) (SUN)	L	0-42	90,210
9/16	USF (CBS C)	L	17-24	46,708
9/26	Southern Miss * (ESPN2)	L	14-19	23,540
10/4	at Marshall * (ESPN2)	W	23-22	27,572
10/13	Pitt (ESPN)	L	7-52	35,858
10/21	Rice *	L	29-40	30,307
10/28	at Houston * (CBS C)	L	31-51	13,242
11/4	East Carolina * (CBS C)	L	10-23	31,414
11/11	at Memphis * (CBS C)	W	26-24	20,611
11/18	at Tulane *	L	9-10	15,341
11/25	UAB * (CSS)	W	31-22	23,755

\* Conference USA Game

**2007**

• The Knights play on campus for the first time, hosting No. 6 Texas in the inaugural game at Bright House Networks Stadium in front of 45,622 fans. The Knights complete the regular season with six-straight wins en route to defeating Tulsa in the C-USA Championship Game, earning a spot in the AutoZone Liberty Bowl. During the campaign, tailback Kevin Smith posts one of the finest seasons in NCAA history. He rushes for 2,567 yards, which ranks second all-time behind only Barry Sanders. Smith is the C-USA Co-Player of the Year and becomes the first player in UCF history to earn consensus All-America honors. Head coach George O'Leary is named the C-USA Coach of the Year and DL Keith Shologan is named to the ESPN The Magazine Academic All-America First Team. The Detroit Lions take Smith in the third round of the NFL Draft, while OL Josh Sitton (Green Bay Packers, fourth round) and TE Mike Merritt (Kansas City Chiefs, seventh round) are also selected. Shologan is picked by the Saskatchewan Roughriders with the fourth overall selection in the CFL Draft.

**2007 NCAA FBS (10-4, 7-1) Coach: George O'Leary**

9/1	at NC State (ESPN 360)	W	25-23	57,283
9/15	Texas (#6) (ESPN2)	L	32-35	45,622
9/22	Memphis * (CSS)	W	56-20	42,153
9/29	Louisiana	W	37-19	42,646
10/6	at East Carolina * (CBS C)	L	38-52	42,777
10/13	at USF (#5) (ESPNU)	L	12-64	65,948
10/20	Tulsa *	W	44-23	45,510
10/28	at Southern Miss * (ESPN)	W	34-17	27,103
11/3	Marshall * (CSS)	W	47-13	46,103
11/10	at UAB * (CBS C)	W	45-31	12,621
11/17	at SMU *	W	49-20	10,271
11/24	UTEP *	W	36-20	41,967
12/1	Tulsa @ (ESPN)	W	44-25	44,128
12/29	Mississippi State ^ (ESPN)	L	3-10	63,816

\* Conference USA Game

@ Conference USA Championship Game

^ AutoZone Liberty Bowl



**2008**

• The Knights post a 4-8 record and 3-5 mark in league play, but see punt and kickoff returner Joe Burnett become a first-team All-America selection after breaking every major school and C-USA career punt return record. He finishes ranked 19th in NCAA history in career punt return yardage and is taken in the fifth round of the NFL Draft by Pittsburgh.

**2008 NCAA FBS (4-8, 3-5) Coach: George O'Leary**

8/30	South Carolina State	W	17-0	42,126
9/6	USF (#17) (ESPN2)	L	24-31 (OT)	46,805
9/20	at Boston College (ESPNU)	L	7-34	41,267
9/27	at UTEP * (CBS C)	L	13-58	33,339
10/4	SMU * (CBS C)	W	31-17	43,147
10/11	at Miami (ESPNU)	L	14-20	40,011
10/26	at Tulsa * (#19) (ESPN)	L	19-49	30,000
11/2	East Carolina * (ESPN)	L	10-13 (OT)	40,202
11/8	Southern Miss *	L	6-17	41,652
11/15	at Marshall * (CSS)	W	30-14	24,059
11/22	at Memphis *	W	28-21	18,836
11/29	UAB *	L	0-15	23,644

\* Conference USA Game

**2009**

• The Knights win each of their last six C-USA games to go 8-5 and earn a spot in the St. Petersburg Bowl behind quarterback Brett Hodges who had transferred from Wake Forest for his senior year. The Black and Gold produces its first victory over a ranked team when it tops No. 13/12 Houston, 37-32. Bruce Miller is C-USA's Defensive Player of the Year and Josh Robinson is named a freshman All-American. Torell Troup is taken in the second round of the NFL Draft by the Buffalo Bills.

**2009 NCAA FBS (8-5, 6-2) Coach: George O'Leary**

9/5	Samford (BHSN)	W	28-24	38,719
9/12	at Southern Miss *	L	19-26	27,456
9/19	Buffalo (BHSN)	W	23-17	35,121
9/26	at East Carolina * (BHSN)	L	14-19	43,210
10/3	Memphis * (BHSN)	W	32-14	40,408
10/17	Miami (#9) (CBS C)	L	7-27	48,453
10/24	at Rice *	W	49-7	10,196
11/1	Marshall * (ESPN)	W	21-20	35,676
11/7	at Texas (#2) (FSN)	L	3-35	101,003
11/14	Houston * (#13/12) (CBS C)	W	37-32	36,776
11/21	Tulane * (BHSN)	W	49-0	31,390
11/28	at UAB *	W	34-27	13,381
12/19	vs. Rutgers ^ (ESPN)	L	24-45	29,763

\* Conference USA Game

^ St. Petersburg Bowl

**2010**

• UCF's trophy case fills up due to the Knights having one of their most successful seasons in school history. The Black and Gold wins the Conference USA Championship while Bruce Miller is the C-USA Defensive Player of the Year, Jeff Godfrey earns the C-USA Freshman of the Year award and George O'Leary picks up another C-USA Coach of the Year honor. The season culminates in a 10-6 win over Georgia in the AutoZone Liberty Bowl, UCF's first bowl game victory. During the season, the Knights receive their first national ranking, placing No. 23 in the *USA Today* Top 25 and No. 25 in the Associated Press Poll Nov. 7. UCF eventually finishes No. 20 and No. 21, respectively. On NFL Draft day, Jah Reid is selected by the Baltimore Ravens in the third round, and Miller hears his name called in the seventh round by the San Francisco 49ers.

**2010 NCAA FBS (11-3, 7-1) Coach: George O'Leary**

9/4	South Dakota	W	38-7	34,373
9/11	NC State (CBS C)	L	21-28	43,020
9/18	at Buffalo (BHSN)	W	24-10	14,312
9/25	at Kansas State (FSN)	L	13-17	50,586
10/6	UAB * (ESPN)	W	42-7	40,281
10/13	at Marshall * (ESPN)	W	35-14	23,601
10/23	Rice * (BHSN)	W	41-14	38,151
10/30	East Carolina * (BHSN)	W	49-35	40,073
11/5	at Houston * (ESPN2)	W	40-33	32,008
11/13	Southern Miss * (CBS C)	L	21-31	40,358

11/20	at Tulane *	W	61-14	19,069
11/27	at Memphis * (CSS/BHSN)	W	37-17	14,992
12/4	SMU @ (ESPN2)	W	17-7	41,045
12/31	vs. Georgia ^ (ESPN)	W	10-6	51,231

\* Conference USA Game

@ Conference USA Championship Game

^ AutoZone Liberty Bowl

**2011**

• With a 5-1 record at home, UCF closes out 2011 with a 5-7 overall mark while going 3-5 in Conference USA. Of its seven losses, six come by seven points or less. The Knights have six selections to the C-USA All-Freshman Team, the most by any school since 2008. That is highlighted by kick returner Rannell Hall who is the lone freshman in the entire league to grab a spot on the All-C-USA First Team. After the season, Josh Robinson is taken by Minnesota in the NFL Draft's third round, and the Knights accept an invitation to join the BIG EAST Conference (American Athletic Conference created in 2013) Dec. 7 and conduct an official press conference one day later at Bright House Networks Stadium. UCF is slated to begin play in the league during the 2013-14 academic year.

**2011 NCAA FBS (5-7, 3-5) Coach: George O'Leary**

9/3	Charleston So. (BHSN)	W	62-0	39,752
9/10	Boston College (CBS SN)	W	30-3	45,671
9/17	at FIU (ESPN3)	L	10-17	20,205
9/23	at BYU (ESPN)	L	17-24	59,874
10/8	Marshall * (BHSN)	W	16-6	24,750
10/15	at SMU * (FSN)	L	17-38	22,932
10/20	at UAB * (CSS)	L	24-26	8,872
10/29	Memphis * (BHSN)	W	41-0	37,683
11/3	Tulsa * (CBS SN)	L	17-24	36,712
11/12	at USM * (#25/23) (CBS SN)	L	29-30	32,925
11/19	at East Carolina * (FSN)	L	31-38	50,277
11/25	UTEP * (CBS SN)	W	31-14	21,127

\* Conference USA Game

**2012**

• In its eighth and final season in C-USA, UCF earns its fourth division title and second-straight bowl victory when it takes down Ball State in the Beef 'O' Brady's Bowl for a 10-4 overall record. The Knights lead the league with six players on the All-C-USA First Team, while the seniors set the school mark with 34 victories from 2009-12. Kick returner Quincy McDuffie receives his second-career All-America honor, and is voted as the C-USA Special Teams Player of the Year, while safety Kemal Ishmael is the C-USA Defensive Player of the Year. Latavius Murray's name is called in the sixth round by Oakland in the NFL Draft, and Ishmael is taken by Atlanta in the seventh round.

**2012 NCAA FBS (10-4, 7-1) Coach: George O'Leary**

8/30	at Akron (ESPN3)	W	56-14	12,616
9/8	at Ohio State (#14) (ESPN2)	L		16-31
				104,745
9/15	FIU (CSS)	W	33-20	40,478
9/29	Missouri (FSN)	L	16-21	35,835
10/4	East Carolina * (CBS SN)	W	40-20	32,181
10/13	Southern Miss * (CBS SN)	W		38-31
				(2OT) 34,514
10/20	at Memphis * (CSS)	W	35-17	22,106
10/27	at Marshall * (CBS SN)	W	54-17	22,563
11/3	SMU * (CBS SN)	W	42-17	36,036
11/10	at UTEP * (FOX College)	W	31-24	25,483
11/17	at Tulsa * (FSN)	L	21-23	19,725
11/24	UAB * (FSN)	W	49-24	28,602
12/1	at Tulsa @ (ESPN2)	L	27-33 (OT)	17,635
12/21	vs. Ball State ^ (ESPN)	W	38-17	21,759

\* Conference USA Game

@ Conference USA Championship Game

^ Beef 'O' Brady's Bowl



**2013**

• UCF introduces itself to the American Athletic Conference by going undefeated (8-0) in league play to claim the conference's inaugural title. Earning a berth in the Tostitos Fiesta Bowl, the Knights ignore their role as the underdog and topple Baylor to finish 12-1 on the season, one in which included seven victories by seven points or less. The "Year of Firsts" was highlighted by: first wins over Big Ten and Big 12 teams, first top-15 ranking, first top-10 ranking (finished No. 10 in the AP Poll), first BCS bowl berth and victory, first 12-win season, first time going undefeated on the road and first two victories over top-10 teams. Head coach George O'Leary picks up The American's Coach of the Year award and quarterback Blake Bortles receives The American's Offensive Player of the Year honors. In all, six Knights are named to The American's First Team. Bortles and running back Storm Johnson declare for the NFL Draft, with Bortles becoming the highest selection in UCF history when he was picked third overall by the Jacksonville Jaguars. Johnson also heard his name called by the Jaguars as he was taken in the seventh round.

**2013 NCAA FBS (12-1, 8-0) Coach: George O'Leary**

8/29	Akron (ESPN3)	W	38-7	35,115
9/6	at FIU (CBS SN)	W	38-0	15,823
9/14	at Penn State (Big Ten)	W	34-31	92,855
9/28	South Carolina (ABC)	L	25-28	47,605
10/5	at Memphis * (ESPN3)	W	24-17	30,274
10/18	at Louisville * (#8/6) (ESPN)	W	38-35	55,215
10/26	UConn * (ESPN Reg.)	W	62-17	37,924
11/9	Houston * (ESPN2)	W	19-14	44,665
11/16	at Temple * (ESPN Reg.)	W	39-36	20,174
11/21	Rutgers * (ESPN)	W	41-17	41,244
11/29	USF * (ESPN)	W	23-20	45,952
12/7	at SMU * (ESPN)	W	17-13	12,589
1/1	vs. Baylor ^ (#6/5) (ESPN)	W	52-42	65,172

\* American Athletic Conference Game

^ Tostitos Fiesta Bowl

**2014**

• Hoisting the American Athletic Conference trophy for the second straight year, UCF clinched back-to-back titles with a thrilling Hail Mary touchdown on the game's final play at East Carolina for a 7-1 league mark. The season started with the Knights' first international trip, serving as the host institution for the Croke Park Classic in Dublin, Ireland. A total of five Knights received All-AAC First Team status in 2014, including cornerback Jacoby Glenn who was voted as The American Co-Defensive Player of the Year. He also would grab a spot on the Associated Press All-America Second Team. Breshad Perriman hears his name called in the first round (26th pick) of the NFL Draft by Baltimore, while Clayton Geathers is selected by Indianapolis in the fourth round. It marks the first time UCF has had a first-round pick in consecutive seasons. After the draft, nine more Knights sign free-agent deals with NFL organizations.

**2014 NCAA FBS (9-4, 7-1) Coach: George O'Leary**

8/30	vs. Penn State + (ESPN2)	L	24-26	53,304
9/13	at Missouri (#20/22) (SEC)	L	10-38	60,348
9/20	Bethune-Cookman (ESPN3)	W	41-7	44,510
10/2	at Houston * (ESPN)	W	17-12	26,685
10/9	BYU (ESPN)	W	31-24(OT)	41,547
10/18	Tulane * (ESPN)	W	20-13	35,015
10/25	Temple * (CBS SN)	W	34-14	39,554
11/1	at UConn * (CBS SN)	L	29-37	28,751
11/14	Tulsa * (ESPN2)	W	31-7	35,323
11/22	SMU * (ESPNNews)	W	53-7	30,920
11/28	at USF * (ESPN2)	W	16-0	36,963
12/4	at East Carolina * (ESPN)	W	32-30	41,259
12/26	vs. NC State ^ (ESPN)	L	27-34	26,675

\* American Athletic Conference Game

+ Croke Park Classic, Dublin, Ireland

^ Bitcoin St. Petersburg Bowl

**2015**

• In his 12th season at the helm of the UCF program George O'Leary announces his retirement on Oct. 25. He finishes with an 81-68 overall record with the Black and Gold. Quarterbacks coach Danny Barrett takes over as the interim head coach for the final four games of 2015. During the year, UCF has 21 former Knights appear on NFL rosters with a total of 20 players ending the regular season with NFL clubs. UCF leads all Group of Five schools, and ranks ahead of 25 Power Five schools, with the most players on NFL rosters.

**2015 NCAA FBS (0-12, 0-8) Coaches: George O'Leary (first eight games), Danny Barrett (last four games)**

9/3	FIU (CBS SN)	L	14-15	39,184
9/12	at Stanford (FS1)	L	7-31	50,420
9/19	Furman (ESPN3)	L	15-16	36,484
9/26	at South Carolina (ESPN)	L	14-31	78,411
10/3	at Tulane * (ESPNNews)	L	31-45	20,024
10/10	UConn * (ESPNNews)	L	13-40	26,669
10/17	at Temple * (CBS SN)	L	14-30	31,372
10/24	Houston * (#21/22) (ESPNNews)	L	10-59	28,350
10/31	at Cincinnati * (ESPNNews)	L	7-52	30,131
11/7	at Tulsa * (ESPNNews)	L	30-45	16,128
11/19	East Carolina * (ESPN)	L	7-44	23,734
11/26	USF * (ESPN)	L	3-44	25,967

\* American Athletic Conference Game

**2016**

• The first year of the Scott Frost era at UCF saw the former Oregon offensive coordinator take the Knights from 0-12 to a bowl game, finishing 6-7 on the year. One of the top turnarounds in the nation, Frost's Knights were the first team to go from winless to a bowl game since UCF did it from 2004 to 2005. Linebacker Shaquem Griffin burst onto the scene in Frost's defensive system, earning First Team All-Conference and American Athletic Conference Defensive Player of the Year honors. Four Knights were honored by The American in all as Shaquill Griffin and Jamiyus Pittman earned Second Team honors and Drico Johnson was named an Honorable Mention. Shaquill went on to be selected in the third round of the NFL Draft, while five members of the UCF defensive back field signed NFL contracts (Johnson, D.J. Killings, T.J. Mutcherson, Jeremy Boykins).

**2016 NCAA FBS (6-7, 4-4) Coach: Scott Frost**

9/3	South Carolina State (ESPN3)	W	38-0	36,260
9/10	at Michigan (ABC)	L	14-51	109,295
9/17	Maryland (CBS SN)	L	24-30 (OT)	43,197
9/24	at FIU (beIN)	W	53-14	18,524
10/1	at East Carolina * (CBS SN)	W	47-29	46,042
10/15	Temple * (ESPN)	L	25-26	38,299
10/22	at UConn * (ESPNNews)	W	24-16	28,008
10/29	at Houston * (#24) (ESPN)	L	24-31	35,846
11/5	Tulane * (ESPN3)	W	37-6	31,571
11/12	Cincinnati * (ESPN)	W	24-3	30,346
11/19	Tulsa * (ESPNNews)	L	20-35	35,141
11/26	at USF * (CBS SN)	L	31-48	36,056
12/17	vs. Arkansas State ^ (CBS SN)	L	13-31	27,213

\* American Athletic Conference Game

^ AutoNation Cure Bowl

**2017**

• The Knights went undefeated in 2017, winning the American Athletic Conference East Division, their third American Athletic Conference Championship, the 2018 Chick-fil-A Peach Bowl, and claiming a National Championship. UCF finished the season ranked sixth in the Associated Press Poll and seventh in the Coaches Poll, receiving four first place votes in the AP Poll. The Knights were ranked number one in the nation by the Colley Matrix, an NCAA National Champion Major Selector. McKenzie Milton burst onto the scene, earning American Athletic Conference Offensive Player of the Year and Archie Griffin National Player of the Year honors, while finishing eighth in the Heisman voting. A record in The American, 16 players were named all-conference, including nine first teamers. The Knights had four All-Americans in Milton, Shaquem Griffin, Mike Hughes and Tre'Quan Smith. Hughes became the fourth Knight to be selected in the first round of the NFL Draft, while Smith and Jordan Akins went in the third round and Griffin heard his name called in the fifth.

**2017 NCAA FBS (13-0, 8-0) Coach: Scott Frost**

8/31	FIU (CBS SN)	W	61-17	38,063
9/23	at Maryland (FS1)	W	38-10	33,280
9/30	Memphis * (ESPN2)	W	40-13	34,022
10/7	at Cincinnati * (ESPNU)	W	51-23	27,253
10/14	ECU * (CBS SN)	W	63-21	40,287
10/21	at Navy * (CBS SN)	W	31-21	35,277
10/28	Austin Peay (ESPN3)	W	73-33	27,606
11/4	at SMU * (ESPN2)	W	31-24	24,445
11/11	UConn * (ESPNU)	W	49-24	29,384
11/18	at Temple * (ESPNU)	W	45-19	25,877
11/24	USF * (#22/19) (ABC)	W	49-42	47,129
12/2	Memphis @ (#16/14) (ABC)	W	62-55 (OT)	41,433
1/1	vs. Auburn ^ (#7/8) (ESPN)	W	34-27	71,109

\* American Athletic Conference Game

@ American Athletic Conference Championship Game

^ Chick-fil-A Peach Bowl

**2018**

• The first season under head coach Josh Heupel was another success for the UCF football program. The Knights finished the 2018 regular season undefeated for the second straight year, advancing to the American Athletic Conference Championship and winning their second straight league title. Heupel became one of just three coaches to have gone undefeated in their first season as a head coach, joining Chris Peterson (Boise State, 2003) and Larry Coaker (Miami, 2001). The Knights extended their program-record winning streak to 25 games before falling to LSU in the Fiesta Bowl. It was the longest streak in the nation at the time and the fourth longest win streak in FBS since the year 2000. The rushing attack for UCF was one of the best in the nation in 2018. Led by Greg McCrae, who went for 1,182 yards on the ground, rushing for a school record and second-best in the nation 8.9 yards per carry. The Knights set new program bests of 3,448 rushing yards, 265.2 rushing yards per game, 43 rushing touchdowns and a team average of 5.8 yards per carry. McKenzie Milton led a conference record 17 all-conference honors, earning AAC Offensive Player of the Year honors for the second straight season. He also finished sixth in the Heisman Trophy voting despite missing the final two games of the season due to injury.

**2018 NCAA FBS (12-1, 8-0) Coach: Josh Heupel**

8/30	at UConn * (ESPNU)	W	56-17	23,081
9/8	South Carolina State (ESPN3)	W	38-0	43,269
9/21	FAU (ESPN)	W	56-36	44,257
9/29	Pittsburgh (ESPNU)	W	45-14	44,904
10/6	SMU * (ESPNU)	W	48-20	40,856
10/13	at Memphis * (ABC/ESPN2)	W	31-30	38,831
10/20	at ECU * (ESPN2)	W	37-10	31,159
11/1	Temple * (ESPN)	W	52-40	41,153
11/10	Navy * (ESPN2)	W	35-24	44,738
11/17	Cincinnati * (#19) (ABC)	W	38-13	47,795
11/23	at S. Florida * (ESPN)	W	38-10	57,626
12/1	Memphis @ (ABC)	W	56-41	45,176
1/1	vs. LSU ^ (#11) (ESPN)	L	40-32	57,246

\* American Athletic Conference Game

@ American Athletic Conference Championship Game

^ PlayStation Fiesta Bowl

**2019**

• In Josh Heupel's second season, UCF recorded its third straight 10-win season and earned its fourth consecutive bowl berth, a first in program history. The Knights finished 10-3 with all three losses coming on the road by a total of seven points. UCF was undefeated at home for the third straight year, extending its nation-leading home win streak to 21 games. The Knights' total offense of 540.5 yards per game ranked second in the nation and set a new school record. Finishing 24th in both the AP and Coaches polls, it marked the third straight season and fifth time this decade UCF finished ranked in the top 25. UCF put 12 players on the American Athletic Conference All-Conference Teams, which included Gabriel Davis, Jake Brown and Richie Grant earning first-team honors. Davis also became the Knights' 42nd NFL Draft pick, going to the Buffalo Bills in the fourth round.

**2019 NCAA FBS (10-3, 6-2) Coach: Josh Heupel**

8/29	Florida A&M (CBSSN)	W	62-0	44,073
9/7	at FAU (CBSSN)	W	48-14	30,811
9/14	Stanford (ESPN)	W	45-27	45,008
9/21	at Pittsburgh (ABC/ESPN2)	L	35-34	42,056
9/28	UConn * (ESPN2)	W	56-21	44,164
10/4	at Cincinnati * (ESPN)	L	27-24	40,121
10/19	ECU * (CBSSN)	W	41-28	42,906
10/26	at Temple * (ESPN2)	W	63-21	29,949
11/2	Houston * (ESPN2)	W	44-29	41,361
11/8	at Tulsa * (ESPN2)	L	34-31	16,331
11/23	at Tulane * (CBSSN)	W	34-31	21,032
11/29	South Florida * (ESPN)	W	34-7	45,216
12/23	vs. Marshall ^ (ESPN)	W	48-25	33,539

\* American Athletic Conference Game

^ Bad Boy Mowers Gasparilla Bowl

**2020**

• In a season shortened due to the COVID-19 pandemic, UCF went 6-3 in the regular season with wins over Georgia Tech, Houston, and rival South Florida. The Knights earned their fifth consecutive bowl berth, a program record, playing in the Boca Raton Bowl. UCF ranked second in the nation with a new program record of 568.1 yards of offense per game. The defense also led the nation with 13 fumble recoveries. Nine Knights earned All-AAC honors, including Richie Grant, who was a unanimous selection and a first-team honoree for the third straight season. Grant was also a finalist for the Jim Thorpe Award and along with Marlon Williams earned honorable mention All-America accolades from Phil Steele. Williams was also named a third-team All-American by Pro Football Focus. Matthew Lee received freshman All-American honors from The Athletic. Following the season, a program-record five players were selected in the NFL Draft, as Grant went in the second round, Aaron Robinson was picked in the third, Jacob Harris was selected in the fourth, Tay Gowan went in the sixth, and Tre Nixon was picked up in the seventh round.

**2020 NCAA FBS (6-4, 5-3) Coach: Josh Heupel**

9/19	at Georgia Tech (ABC)	W	49-21	11,000
9/26	at ECU * (ABC)	W	51-28	350
10/3	Tulsa * (ESPN2)	L	34-26	8,874
10/17	at Memphis * (ABC)	L	50-49	10,554
10/24	Tulane * (ESPN2)	W	51-34	9,148
10/31	at Houston * (ESPN+)	W	44-21	8,630
11/14	Temple * (ESPNU)	W	38-13	8,768
11/21	Cincinnati * (#7) (ESPN)	L	36-33	10,668
11/27	at South Florida * (ESPN)	W	58-46	8,801
12/22	vs. BYU ^ (#13) (ESPN)	L	49-23	6,000

\* American Athletic Conference Game

^ Roofclaim.com Boca Raton Bowl

% Attendance reduced at all stadiums due to COVID-19 pandemic

**2021**

• In head coach Gus Malzahn's first season at the helm, UCF finished 9-4 with a perfect 7-0 record at home, going 30-2 since 2017. The Knights earned their sixth consecutive bowl berth, defeating Florida in the Union Home Mortgage Gasparilla Bowl. The Knights ranked first in the country in fourth down conversion percentage converting 84.6% of its tries on fourth down. Individually, safety Quadric Bullard ranked third in the country with three fumble recoveries and receiver Ryan O'Keefe ranked first in the American in receptions per game with 6.5. Seven Knights received All-AAC honors at the end of the season, including defensive end Big Kat Bryant who was named All-AAC first team and received AAC Defensive Lineman and Newcomer of the Year nods by Pro Football Network. Following the season, defensive tackle Kalia Davis was selected in the 6th round of the 2022 NFL Draft with the 220th pick.

**2021 NCAA FBS (9-4, 5-3) Coach: Gus Malzahn**

9/2	Boise State (ESPN)	W	36-31	43,928
9/11	Bethune-Cookman (ESPN+)	W	63-14	38,443
9/17	at Louisville (ESPN)	L	42-35	39,022
10/2	at Navy (CBSSN)	L	34-30	30,871
10/9	East Carolina * (ESPN+)	W	20-16	41,649
10/16	at Cincinnati * (#3/4) (ABC)	L	56-21	37,978
10/22	Memphis * (ESPN2)	W	24-7	39,328
10/30	at Temple * (ESPN+)	W	49-7	19,595
11/6	Tulane * (ESPNU)	W	14-10	41,030
11/13	at SMU * (ESPNU)	L	55-28	23,175
11/20	UConn (ESPN+)	W	49-17	37,454
11/26	South Florida * (ESPN)	W	17-13	41,157
12/23	Florida ^ (ESPN)	W	29-17	63,669

\* American Athletic Conference Game

^ Union Home Mortgage Gasparilla Bowl

**2022**

• In its final season in the American Athletic Conference, UCF finished as conference runner-ups with a 9-5 season in head coach Gus Malzahn's second year leading the Knights. UCF ranked as high as 22 in the College Football Playoff rankings. UCF finished 6-2 in conference play including wins over 19 and 20th-ranked Cincinnati, 17th-ranked Tulane and South Florida. The Knights capped off the 2022 season with their seventh consecutive bowl appearance, playing in the Military Bowl presented by Peraton. UCF ranked fifth in the country in red zone defense, holding opponents to just a 70.7% conversion rate. On the offense, UCF ranked ninth nationally with 228.4 yards-per-game and ninth in total rushing touchdowns with 35. Running Isaiah Bowser finished the season with 16 rushing touchdowns, enough for second all-time in a season in UCF history. Quarterback John Rhys Plumlee finished with 11 rushing touchdowns, finishing second for most rushing touchdowns by a quarterback in a season for the Knights. After the season, Nine Knights received All-AAC honors including first-team nods for offensive linemen Ryan Swoboda and Lokahi Pauole, defensive linemen Ricky Barber and Tre'mon Morris-Brash and linebacker Jason Johnson. Swoboda was also named to the 247Sports Transfer All-America team. Concluding its time in the American, UCF finished with a combined record of 57-13 (.713), the most wins and best winning percentage of any team.

**2022 NCAA FBS (9-5, 6-2) Coach: Gus Malzahn**

9/1	South Carolina State (ESPN+)	W	56-10	43,810
9/9	Louisville (ESPN2)	L	20-14	44,412
9/17	at Florida Atlantic (CBSSN)	W	40-14	30,991
9/24	Georgia Tech (ESPNU)	W	27-10	44,220
10/5	SMU * (ESPN2)	W	41-19	27,495
10/13	Temple * (ESPN)	W	70-13	41,729
10/22	at ECU * (ESPNU)	L	34-13	38,245
10/29	Cincinnati * (#20/19) (ESPN)	W	25-21	44,313
11/5	at Memphis * (ESPN2)	W	35-28	28,048
11/12	at Tulane * (#17) (ESPN2)	W	38-31	27,317
11/19	vs Navy * (ESPN2)	L	17-14	44,813
11/26	South Florida * (ESPN2)	W	46-39	32,317
12/3	Tulane * (#18) (ABC)	L	45-28	30,118
12/28	Duke ^ (ESPN)	L	30-13	17,974

\* American Athletic Conference Game

^ Military Bowl presented by Peraton

**2023**

• In its first season in the Big 12 Conference, UCF was the only Big 12 newcomer to make a bowl game in 2023, as the Knights finished with six wins and earned an invitation to play in the Gasparilla Bowl. It marked a program-record eighth consecutive postseason bowl appearance, 11th in the last 12 seasons and the 15th in 19 years. In his third season as UCF head coach, Gus Malzahn has seen his teams qualify for postseason bowl games in all 12 years he has been a head coach, including seven appearances in New Year's Day games. Malzahn is one of four active coaches that has led his team to bowl eligibility in each of the past 12 seasons. UCF ranked fourth nationally in rushing offense (228.2 per game) in 2023, the sixth straight season the Knights have averaged at least 196 rushing yards per game. The Knights ranked fourth nationally in third-down conversion percentage in 2023 (.500) and were also eighth nationally in total offense with 487.0 yards per game, surpassing 500 yards in four games last season. The season was highlighted by a dominant 45-3 victory against No. 15 Oklahoma State at home in UCF's annual Space Game. The Knights recorded their first top-15 win since 2017 when the Knights defeated seventh-ranked Auburn in the Chick-fil-A Peach Bowl and the first top-15 home win since 2009 against No. 13 Houston.

**2023 NCAA FBS (6-7, 3-6) Coach: Gus Malzahn**

8/31	Kent State	W	56-6	44,088
9/9	at Boise State	W	18-16	36,447
9/16	Villanova	W	48-14	44,206
9/23	at Kansas State*	L	44-31	51,912
9/30	Baylor*	L	36-35	44,005
10/7	at Kansas*	L	51-22	46,107
10/21	at Oklahoma* (#6/7) (ABC)	L	31-29	83,477
10/28	West Virginia*	L	41-28	44,136
11/4	at Cincinnati*	W	28-26	38,193
11/11	Oklahoma State* (#15/17)	W	45-3	44,046
11/18	at Texas Tech*	L	24-23	53,851
11/25	Houston*	W	27-13	43,610
12/22	Georgia Tech^	L	30-17	30,281


\* Big 12 Conference Game

^ Union Home Mortgage Gasparilla Bowl

Year	Head Coach	Division	Record	Conference Record	Conference Finish	Postseason
1979	Don Jonas	NCAA III	6-2			
1980	Don Jonas	NCAA III	4-4-1			
1981	Don Jonas	NCAA III	4-6			
1982	Sam Weir !	NCAA II	0-10			
1983	Lou Saban	NCAA II	5-6			
1984	Lou Saban*	NCAA II	1-6			
1984	Jerry Anderson !	NCAA II	1-3			
1985	Gene McDowell	NCAA II	4-7			
1986	Gene McDowell	NCAA II	6-5			
1987	Gene McDowell	NCAA II	9-4			NCAA Division II Playoffs
1988	Gene McDowell	NCAA II	6-5			
1989	Gene McDowell	NCAA II	7-3			
1990	Gene McDowell	FCS	10-4			NCAA FCS Playoffs
1991	Gene McDowell	FCS	6-5			
1992	Gene McDowell	FCS	6-4			
1993	Gene McDowell	FCS	9-3			NCAA FCS Playoffs
1994	Gene McDowell	FCS	7-4			
1995	Gene McDowell	FCS	6-5			
1996	Gene McDowell	FBS	5-6			
1997	Gene McDowell	FBS	5-6			
1998	Mike Kruczek	FBS	9-2			
1999	Mike Kruczek	FBS	4-7			
2000	Mike Kruczek	FBS	7-4			
2001	Mike Kruczek	FBS	6-5			
2002	Mike Kruczek	FBS	7-5	6-2 (MAC)	2nd - East Division	
2003	Mike Kruczek #	FBS	3-7	2-4 (MAC)		
2003	Alan Gooch !	FBS	0-2	0-2 (MAC)	5th - East Division	
2004	George O'Leary	FBS	0-11	0-8 (MAC)	7th - East Division	
2005	George O'Leary	FBS	8-5	7-1 (C-USA)	1st - East Division	Sheraton Hawaii Bowl
2006	George O'Leary	FBS	4-8	3-5 (C-USA)	4th - East Division	
2007	George O'Leary	FBS	10-4	7-1 (C-USA)	1st - East Division \$	AutoZone Liberty Bowl
2008	George O'Leary	FBS	4-8	3-5 (C-USA)	T-4th - East Division	
2009	George O'Leary	FBS	8-5	6-2 (C-USA)	2nd - East Division	St. Petersburg Bowl
2010	George O'Leary	FBS	11-3	7-1 (C-USA)	1st - East Division \$	AutoZone Liberty Bowl
2011	George O'Leary	FBS	5-7	3-5 (C-USA)	T-4th - East Division	
2012	George O'Leary	FBS	10-4	7-1 (C-USA)	T-1st - East Division	Beef 'O' Brady's Bowl
2013	George O'Leary	FBS	12-1	8-0 (American)	1st \$	Tostitos Fiesta Bowl
2014	George O'Leary	FBS	9-4	7-1 (American)	T-1st \$	Bitcoin St. Petersburg Bowl
2015	George O'Leary &	FBS	0-8	0-4 (American)		
2015	Danny Barrett !	FBS	0-4	0-4 (American)	6th - East Division	
2016	Scott Frost	FBS	6-7	4-4 (American)	3rd - East Division	AutoNation Cure Bowl
2017	Scott Frost	FBS	13-0	8-0 (American)	1st - East Division \$	Chick-fil-A Peach Bowl
2018	Josh Heupel	FBS	12-1	8-0 (American)	1st - East Division \$	PlayStation Fiesta Bowl
2019	Josh Heupel	FBS	10-3	6-2 (American)	2nd - East Division	Bad Boy Mowers Gasparilla Bowl
2020	Josh Heupel	FBS	6-4	5-3 (American)	T-3rd	Roofclaim.com Boca Raton Bowl
2021	Gus Malzahn	FBS	9-4	5-3 (American)	T-3rd	Union Home Gasparilla Bowl
2022	Gus Malzahn	FBS	9-5	6-2 (American)	2nd	Military Bowl presented by Peraton
2023	Gus Malzahn	FBS	6-7	3-5 (Big 12)	T-9th	Union Home Gasparilla Bowl
<b>Totals 45 Years</b>			<b>295-233-1</b>			

- \* Resigned before the season ended
- # Relieved of coaching duties before season's end
- & Retired before the season ended
- ! Interim coach
- \$ Conference champions





**Don Jonas**  
*Three Seasons*  
 1979-81  
 Overall: 14-12-1 (.537)  
 Home: 11-6-1 (.639)  
 Away: 3-6 (.333)



**Sam Weir**  
*One Season*  
 1982  
 Overall: 0-10 (.000)  
 Home: 0-6 (.000)  
 Away: 0-4# (.000)



**Lou Saban**  
*One-Plus Seasons*  
 1983-84  
 Overall: 6-12 (.333)  
 Home: 3-6 (.333)  
 Away: 3-6 (.333)



**Jerry Anderson**  
*Four Games*  
 1984  
 Overall: 1-3 (.250)  
 Home: 1-1 (.500)  
 Away: 0-2 (.000)



**Gene McDowell**  
*13 Seasons*  
 1985-97  
 Overall: 86-61 (.585)  
 Home: 67-21 (.761)  
 Away: 19-40 (.322)



**Mike Kruczek**  
*Five-Plus Seasons*  
 1985-03  
 Overall: 36-30 (.545)  
 Home: 24-6 (.800)  
 Away: 12-24 (.333)



**Alan Gooch**  
*Two Games*  
 2003  
 Overall: 0-2 (.000)  
 Home: 0-2 (.000)  
 Away: 0-0 (.000)



**George O'Leary**  
*11-Plus Seasons*  
 2004-15  
 Overall: 81-68 (.544)  
 Home: 46-24 (.657)  
 Away: 35-44# (.443)



**Danny Barrett**  
*Four Games*  
 2015  
 Overall: 0-4 (.000)  
 Home: 0-2 (.000)  
 Away: 0-2 (.000)



**Scott Frost**  
*Two Seasons*  
 2016-17  
 Overall: 19-7 (.731)  
 Home: 10-3 (.769)  
 Away: 9-4# (.692)



**Josh Heupel**  
*Three Seasons*  
 2018-20  
 Overall: 28-8 (.778)  
 Home: 16-2 (.889)  
 Away: 12-6# (.667)



**Gus Malzahn**  
*Fourth Season*  
 2021-Present  
 Overall: 24-16 (.600)  
 Home: 16-4 (.800)  
 Away: 8-12# (.400)

**Totals** .....45 years; 529 games  
 Overall: ..... 295-233-1 (.561)  
 Home: ..... 194-85-1 (.700)  
 Away: ..... 101-143# (.418)  
 # neutral site games included





*(All-Time Homecoming Record: 26-13)*

11/8/80	Albany	L, 27-28	14,022
11/7/81	Hampden-Sydney	W, 17-0	8,391
10/30/82	West Georgia	L, 7-41	9,257
10/1/83	Valdosta State	W, 20-0	12,777
10/27/84	Austin Peay	L, 21-24	12,225
10/26/85	Stephen F. Austin	L, 24-59	11,263
10/25/86	Wofford	L, 28-31	23,760
10/24/87	N.W. Missouri St.	W, 45-3	15,208
10/15/88	S. Conn. St.	W, 24-16	22,439
10/28/89	Liberty	W, 33-30	15,095
11/10/90	Slippery Rock	W, 24-21	16,208
11/2/91	Savannah State	L, 31-33	13,188
11/7/92	Buffalo	W, 63-21	9,067
10/16/93	Western Illinois	W, 35-17	12,857
10/22/94	Troy	L, 38-39	27,003
11/4/95	Bethune-Cookman	W, 38-7	16,002
11/2/96	Illinois State	W, 42-15	17,639
11/15/97	Eastern Michigan	W, 27-10	39,433
11/14/98	Ball State	W, 37-14	31,412
10/30/99	Eastern Michigan	W, 31-6	27,845
10/21/00	ULM	W, 55-0	25,093
10/20/01	ULM	W, 38-6	23,001
10/26/02	Akron	W, 28-17	19,799
10/25/03	Central Michigan	W, 31-13	20,523
11/6/04	Ohio	L, 16-17 (OT)	20,498
11/5/05	Houston	W, 31-29	32,635
11/4/06	East Carolina	L, 10-23	31,414
11/3/07	Marshall	W, 47-13	46,103
11/8/08	Southern Miss	L, 6-17	41,652
11/14/09	Houston	W, 37-32	36,776
10/23/10	Rice	W, 41-14	38,151
10/29/11	Memphis	W, 41-0	37,683
11/3/12	SMU	W, 42-17	36,036
11/9/13	Houston	W, 19-14	44,665
10/25/14	Temple	W, 34-14	39,554
10/17/15	Houston	L, 10-59	28,350
10/15/16	Temple	L, 25-26	38,299
10/14/17	ECU	W, 63-21	40,287
11/10/18	Navy	W, 35-24	44,738
10/19/19	ECU	W, 41-28	42,906
10/24/20	Tulane	W, 51-34	9,148*
11/6/21	Tulane	W, 14-10	23,175
10/29/22	#20/19 Cincinnati	W, 25-21	44,313
10/28/23	West Virginia	L, 28-41	44,136

*\*attendance capacity reduced due to COVID-19 pandemic*


### Spirit Splash

One of the most unique homecoming traditions in the nation, every year the UCF student body rushes into the reflection pond on campus, reaching to the sky for flying rubber ducks that are thrown out into the crowd by football players, coaches, and other important guests at Spirit Splash. The national champion UCF cheerleading team, KnightMoves, Knightro, and plenty of other student-athletes are in attendance to get the crowd going year after year on homecoming weekend.







**UAB (8-2)**

11/9/96*	W	35-13
10/6/01	W	24-7
11/12/05*	W	27-21
11/25/06	W	31-22
11/10/07*	W	34-17
11/29/08	L	15-0
11/28/09*	W	34-27
10/6/10 (Wed.)	W	42-7
10/20/11* (Thur.)	L	26-24
11/24/12	W	49-24

**YOUNGSTOWN STATE (2-1)**

11/24/90*	W	20-17
11/27/93*	L	56-30
10/31/98	W	44-32

*\*Away game*
*^ Bowl*
*§ League Title Game*
*& later forfeited*
**UTAH STATE (0-1)**

10/27/01	L	30-27
----------	---	-------

**UTEP (3-1)**

11/24/07	W	36-20
9/27/08*	L	58-13
11/25/11 (Fri.)	W	31-14
11/10/12*	W	31-24

**VALDOSTA STATE (5-3)**

10/2/82*	L	13-7
10/1/83	W	20-0
9/20/86	W	10-7
10/22/88*	L	48-19
9/9/89	W	35-14
9/14/91*	W	12-0
9/11/93	W	35-30
9/10/94	L	31-14

**VMI (1-1)**

9/25/82*	L	69-0
11/1/86*	W	38-9

**VILLANOVA (2-0)**

9/2/06	W	35-16
9/16/23	W	48-14

**VIRGINIA TECH (0-3)**

11/11/00	L	44-21
9/29/01*	L	46-14
8/31/03* (Sun.)	L	49-28

**WEST GEORGIA (3-2)**

10/31/81*	L	20-6
10/30/82	L	41-7
9/13/86	W	34-21
10/17/87	W	52-14
9/10/88	W	33-14

**WEST VIRGINIA (0-3)**

11/1/03*	L	36-18
9/11/04	L	45-20
10/28/23	L	28-41

**WESTERN KENTUCKY (2-2)**

9/22/84*	W	35-34
10/12/85	L	47-17
10/24/92*	L	50-36
9/24/94	W	59-45

**WESTERN MICHIGAN (1-0)**

10/12/02*	W	31-27
-----------	---	-------

**WESTERN ILLINOIS (2-0)**

9/26/92*	W	35-22
10/16/93	W	35-17

**WICHITA STATE (0-1)**

10/11/86*	L	9-6
-----------	---	-----

**WILLIAM & MARY (3-0)**

12/1/90	W	52-38
8/29/96 (Thur.)	W	39-33
9/23/00	W	52-7

**WISCONSIN (0-1)**

9/4/04*	L	34-6
---------	---	------

**WOFFORD (0-1)**

10/25/86	L	31-28
----------	---	-------

**YALE (1-0)**

10/2/93	W	42-28
---------	---	-------





	W	L	T	PF	PA	FIRST	LAST
Akron	4	5	0	286	200	1984	2013
Alabama	1	0	0	40	38	2000	2000
Alabama A&M	0	2	0	25	54	1981	1982
Albany	0	1	0	27	28	1980	1980
<b>Arizona State</b>	<b>0</b>	<b>1</b>	<b>0</b>	<b>13</b>	<b>46</b>	<b>2002</b>	<b>2002</b>
Arkansas	0	1	0	20	27	2001	2001
Arkansas State	1	1	0	44	51	1991	2016
Auburn	1	3	0	64	106	1997	2017
Austin Peay	2	1	0	104	64	1983	2017
Ball State	2	2	0	102	82	1996	2012
Baylor	1	1	0	87	78	2013	2023
Bethune-Cookman	11	5	0	474	305	1981	2014
Boise State	2	0	0	54	47	2021	2023
Boston College	1	1	0	37	37	2008	2011
Bowling Green	2	1	0	95	83	1996	1999
Buffalo	7	1	0	284	134	1992	2010
<b>BYU</b>	<b>1</b>	<b>2</b>	<b>0</b>	<b>71</b>	<b>97</b>	<b>2011</b>	<b>2020</b>
Carson-Newman	2	2	0	87	122	1980	1995
Catawba	1	0	0	14	12	1980	1980
Central Michigan	1	0	0	31	13	2003	2003
Charleston Southern	1	0	0	62	0	2011	2011
<b>Cincinnati</b>	<b>5</b>	<b>4</b>	<b>0</b>	<b>251</b>	<b>347</b>	<b>2015</b>	<b>2023</b>
Clemson	0	1	0	13	21	2001	2001
Connecticut	5	2	0	289	172	2013	2019
Duke	1	0	0	13	30	2022	2022
East Carolina	10	11	0	588	580	1991	2022
Eastern Illinois	2	0	0	79	21	1998	1999
Eastern Kentucky	3	7	0	221	267	1982	2000
Eastern Michigan	3	1	0	102	45	1997	2003
Elizabeth City	1	1	0	46	21	1980	1983
Elon	1	0	0	34	10	1987	1987
Emory & Henry	1	1	0	32	42	1979	1980
East Tennessee State	2	0	0	57	17	1988	1989
<b>Florida</b>	<b>0</b>	<b>2</b>	<b>0</b>	<b>27</b>	<b>100</b>	<b>1999</b>	<b>2006</b>
Florida A&M	1	1	0	76	19	1987	2019
Florida Atlantic	4	0	0	177	93	2003	2022
Florida International	4	2	0	209	83	2011	2017
Florida State	0	1	0	14	46	1995	1995
Fort Benning	1	0	0	7	6	1979	1979
Fort Lauderdale	1	0	0	14	0	1979	1979
Fort Lewis	1	0	0	59	28	1983	1983
Furman	0	2	0	21	58	1984	2015
Gardner-Webb	1	0	0	71	21	1992	1992
Georgia	1	1	0	33	30	1999	2010
Georgia Southern	1	10	0	207	353	1982	1991
Georgia Tech	2	4	0	140	150	1996	2023
Grand Valley State	1	0	0	67	3	1987	1987
Hampden-Sydney	1	0	0	17	0	1981	1981
Hawaii	0	1	0	14	46	1995	1995
Houston	8	3	0	324	324	2005	2023
Idaho	1	0	0	41	10	1997	1997
Illinois State	3	1	0	118	113	1984	1996
Indiana (Pa.)	1	0	0	12	10	1987	1987
Indiana State	0	1	0	0	38	1984	1984
James Madison	1	1	0	72	86	1991	1992
Kansas	0	1	0	22	51	2023	2023
Kansas State	0	2	0	44	61	2010	2023
Kent State	3	2	0	351	95	1997	2023
Kentucky State	1	0	0	49	0	1990	1990
Liberty	8	30	0	390	205	1987	2002
Louisiana	4	0	0	134	50	1998	2007
Louisiana-Monroe	4	3	0	260	169	1984	2001
LSU	0	1	0	32	40	2019	2019
Louisiana Tech	3	1	0	157	108	1993	2000
Louisville	1	3	0	108	139	1985	2022
Maine	2	0	0	65	23	1994	1995
Marshall	9	3	0	328	201	2002	2019
Maryland	1	1	0	62	40	2016	2017
Maryville	1	0	0	10	7	1979	1979
McNeese State	1	1	0	29	52	1993	1995
Memphis	15	2	0	642	408	1990	2022
Miami (Fla.)	0	2	0	21	47	2008	2009
Miami (Ohio)	1	2	0	76	130	2002	2004
Michigan	0	1	0	14	51	2016	2016
Middle Tennessee	1	0	0	39	14	1999	1999
Miles	1	0	1	17	11	1980	1981
Millersville	1	1	0	61	33	1981	1991
Millsaps	1	1	0	20	14	1980	1981
Mississippi	0	1	0	23	24	1997	1997
Mississippi State	0	2	0	31	45	1997	2007
Missouri	0	2	0	26	59	2012	2014
Morehouse	1	0	0	14	7	1979	1979
Morningside	1	0	0	24	7	1987	1987
Murray State	1	0	0	38	25	1986	1986
Navy	2	2	0	110	96	2017	2022
Nebraska	0	1	0	24	38	1997	1997
Nevada	0	1	0	48	49	2005	2005
New Haven	0	1	0	23	31	1988	1988
New Mexico	1	1	0	45	23	1996	1998
Newberry	1	0	0	30	3	1989	1989

Nicholls State	2	2	0	94	115	1982	1999
North Alabama	2	2	0	75	124	1980	1989
NC State	1	2	0	73	85	2007	2014
Northern Illinois	1	2	0	96	97	1998	2004
NW Missouri State	1	0	0	45	3	1987	1987
Northwestern State	1	0	0	19	7	2000	2000
Ohio	1	2	0	58	77	2002	2004
Ohio State	0	1	0	16	31	2012	2012
Oklahoma	0	1	0	29	31	2023	2023
Oklahoma State	1	0	0	45	3	2023	2023
Penn State	1	3	0	95	121	2002	2014
Pittsburgh	1	2	0	86	101	2006	2018
Presbyterian	0	2	0	0	14	1979	1981
Purdue	0	2	0	20	82	1998	1999
Rice	3	1	0	158	82	2005	2010
Richmond	0	1	0	26	31	1983	1983
Rutgers	1	1	0	65	62	2009	2013
Samford	8	3	0	381	160	1985	2009
Savannah State	3	2	0	145	123	1980	1991
Slippery Rock	1	0	0	24	21	1990	1990
Univ. of the South	1	0	0	24	0	1979	1979
South Carolina	0	5	0	99	149	1996	2015
South Carolina State	4	0	0	149	10	2008	2022
South Dakota	1	0	0	38	7	2010	2010
South Florida	8	6	0	382	419	2005	2022
SE Louisiana	1	2	0	65	108	1982	1985
Southern Conn. State	1	0	0	24	16	1988	1988
Southern Illinois	1	0	0	49	14	1990	1990
SMU	9	2	0	422	189	2007	2022
Southern Miss	2	6	0	192	213	2005	2012
St. Leo	2	0	0	76	0	1979	1980
Stanford	1	1	0	52	58	2015	2019
Stephen F. Austin	0	1	0	24	59	1985	1985
Syracuse	0	3	0	59	97	2001	2003
Temple	8	2	0	431	219	2013	2022
Texas	0	2	0	35	70	2007	2009
Texas Southern	2	0	0	112	18	1989	1990
Texas State	0	2	0	25	87	1984	1985
Texas Tech	0	1	0	23	24	2023	2023
Toledo	2	1	0	89	68	1997	2002
Troy	3	6	0	201	234	1987	2001
Tulane	10	3	0	442	292	2001	2022
Tulsa	3	9	0	337	376	2005	2020
UAB	8	2	0	300	179	1996	2012
Utah State	0	1	0	27	30	2001	2001
UTEP	3	1	0	111	116	2007	2012
Valdosta State	5	3	0	152	143	1982	1994
Villanova	2	0	0	83	30	2006	2023
VMI	1	1	0	38	78	1982	1986
Virginia Tech	0	3	0	63	136	2000	2003
West Georgia	3	2	0	132	110	1981	1988
West Virginia	0	3	0	66	122	2003	2023
Western Kentucky	2	2	0	147	176	1984	1994
Western Illinois	2	0	0	70	39	1992	1993
Western Michigan	1	0	0	31	27	2002	2002
Wichita State	0	1	0	6	9	1986	1986
William & Mary	3	0	0	143	78	1990	2000
Wisconsin	0	1	0	6	34	2004	2004
Wofford	0	1	0	28	31	1986	1986
Yale	1	0	0	42	28	1993	1993
Youngstown State	2	1	0	94	67	1990	1998

2024 opponents in bold italics





**RUSHING ..... Yards/Carries**

1979 Mike Stapp.....	444/131
1980 Mike Stapp.....	319/94
1981 John Muldoon.....	396/88
1982 Raul Perez.....	105/31
1983 Elgin Davis.....	786/156
1984 Robert Ector.....	514/110
1985 Aaron Sam.....	545/128
1986 Aaron Sam.....	648/108
1987 Mark Giacone.....	510/117
1988 Gil Barnes.....	471/119
1989 Mark Giacone.....	410/90
1990 Mark Giacone.....	923/167
1991 Willie English.....	1,338/236
1992 Gerod Davis.....	1,154/183
1993 Willie English.....	848/165
1994 Marquette Smith.....	1,058/194
1995 Marquette Smith.....	1,566/274
1996 Mike Grant.....	339/90
1997 Mike Grant.....	565/132
1998 Mike Grant.....	503/110
1999 Edward Mack.....	461/86
2000 Corey Baker.....	417/91
2001 Alex Haynes.....	690/140
2002 Alex Haynes.....	1,038/204
2003 Alex Haynes.....	774/183
2004 Alex Haynes.....	854/215
2005 Kevin Smith.....	1,178/249
2006 Kevin Smith.....	934/206
2007 Kevin Smith.....	2,567/450
2008 Brynn Harvey.....	519/125
2009 Brynn Harvey.....	1,109/261
2010 Ronnie Weaver.....	890/186
2011 Brynn Harvey.....	574/126
2012 Latavius Murray.....	1,106/198
2013 Storm Johnson.....	1,139/213
2014 William Stanback.....	697/189
2015 C.J. Jones.....	339/93
2016 Jawon Hamilton.....	495/139
2017 Adrian Killins Jr.....	790/122
2018 Greg McCrae.....	1,182/133
2019 Otis Anderson.....	726/113
2020 Greg McCrae.....	758/149
2021 Johnny Richardson.....	733/104
2022 John Rhys Plumlee.....	862/159
2023 RJ Harvey.....	1,416/226

**RUSHING TOUCHDOWNS .....TDs**

1979 Mike Cullison.....	3
1980 Mike Cullison, Turner Davis.....	2
1981 John Muldoon, Vincent Lewis.....	2
1982 Dana Thyhsen.....	2
1983 Elgin Davis.....	9
1984 Elgin Davis.....	2
1985 Aaron Sam.....	6
1986 Elgin Davis.....	7
1987 Robert Ector.....	7
1988 Gil Barnes.....	8
1989 Willie English.....	5
1990 Willie English.....	13
1991 Willie English.....	13
1992 Gerod Davis.....	10
1993 Willie English.....	9
1994 Darin Hinshaw.....	7
1995 Marquette Smith.....	14
1996 Mike Huff.....	6
1997 Mike Grant.....	12
1998 Daunte Culpepper.....	12
1999 Edward Mack, Omari Howard.....	5
2000 Edward Mack.....	5
2001 Alex Haynes.....	9
2002 Alex Haynes.....	8
2003 Alex Haynes.....	5

2004 Alex Haynes.....	5
2005 Kevin Smith.....	9
2006 Kevin Smith.....	7
2007 Kevin Smith.....	29
2008 Latavius Murray.....	3
2009 Brynn Harvey.....	14
2010 Latavius Murray, Ronnie Weaver..	11
2011 Jeff Godfrey.....	9
2012 Latavius Murray.....	15
2013 Storm Johnson.....	14
2014 William Stanback.....	10
2015 Nick Patti.....	2
2016 Dontravious Wilson.....	8
2017 Adrian Killins Jr.....	10
2018 Greg McCrae.....	10
2019 Bentavious Thompson.....	8
2020 Greg McCrae.....	10
2021 Isaiah Bowser.....	9
2022 Isaiah Bowser.....	16
2023 RJ Harvey.....	16

**RECEIVING ..... Yards/Receptions**

1979 Mike Williams.....	245/26
Bobby Joe Plain.....	308/25
1980 Jeff Froehlich.....	275/26
1981 Jim Taylor.....	553/33
1982 Jim Rountree.....	424/28
1983 Glenn McCombs.....	474/32
1984 Glenn McCombs.....	471/42
Ted Wilson.....	483/28
1985 Ted Wilson.....	1,119/76
1986 Ted Wilson.....	767/50
1987 Bernard Ford.....	1,180/68
1988 Sean Beckton.....	1,030/74
1989 Sean Beckton.....	512/38
1990 Sean Beckton.....	698/48
1991 Bret Cooper.....	668/42
1992 David Rhodes.....	1,002/51
1993 David Rhodes.....	1,159/78
1994 David Rhodes.....	1,075/62
1995 Gerod Davis.....	331/35
Reginald Doster.....	350/25
1996 Mark Nonsant.....	925/60
1997 Siahia Burley.....	1,106/77
1998 Siahia Burley.....	1,142/88
1999 Charles Lee.....	1,133/87
2000 Tyson Hinshaw.....	1,089/89
2001 Tavirus Davis.....	722/47
2002 Doug Gabriel.....	1,237/75
2003 Tavaris Capers.....	585/67
2004 Luther Huggins.....	585/42
2005 Brandon Marshall.....	1,195/74
2006 Mike Sims-Walker.....	1,178/90
2007 Rocky Ross.....	658/50
2008 Brian Watters.....	594/42
2009 A.J. Guyton.....	572/44
Kamar Aiken.....	610/36
2010 Brian Watters.....	651/47
2011 Quincy McDuffie.....	482/43
J.J. Worton.....	531/41
2012 J.J. Worton.....	594/44
Rannell Hall.....	631/35
2013 Rannell Hall.....	886/57
2014 Breshad Perriman.....	1,044/50
2015 Tre'Quan Smith.....	724/52
2016 Tre'Quan Smith.....	853/57
2017 Tre'Quan Smith.....	1,171/59
2018 Gabriel Davis.....	815/53
2019 Gabriel Davis.....	1,241/72
2020 Marlon Williams.....	1,039/71
2021 Ryan O'Keefe.....	812/84
2022 Javon Baker.....	796/56

2023 Javon Baker.....	1,139/52
-----------------------	----------

**RECEIVING TOUCHDOWNS .....TDs**

1979 Bobby Joe Plain.....	5
1980 Jeff Froehlich.....	3
1981 Jim Taylor.....	2
1982 Mike Collier, Jim Taylor.....	2
1983 Jeff Froehlich.....	4
1984 Ted Wilson.....	5
1985 Ted Wilson.....	12
1986 Bernard Ford.....	8
1987 Bernard Ford.....	13
1988 Arnell Spencer.....	7
1989 Shawn Jefferson.....	4
1990 Sean Beckton, Shawn Jefferson.....	7
1991 Bret Cooper.....	8
1992 Bret Cooper.....	14
1993 David Rhodes.....	15
1994 David Rhodes.....	11
1995 Rufus Hall.....	3
1996 Mark Nonsant.....	7
1997 Siahia Burley.....	7
1998 Siahia Burley.....	8
1999 Kenny Clark.....	6
2000 Tyson Hinshaw.....	13
2001 Doug Gabriel.....	9
2002 Doug Gabriel.....	11
2003 Tavaris Capers.....	7
2004 Tavaris Capers.....	4
2005 Brandon Marshall.....	11
2006 Mike Sims-Walker.....	7
2007 Kamar Aiken.....	5
2008 Brian Watters, Kyhmest Williams	3
2009 Kamar Aiken.....	9
2010 Jamar Newsome, A.J. Guyton.....	3
2011 J.J. Worton.....	4
2012 J.J. Worton.....	5
2013 J.J. Worton.....	7
2014 Breshad Perriman.....	9
2015 Tre'Quan Smith.....	4
2016 Tre'Quan Smith.....	5
2017 Tre'Quan Smith.....	13
2018 Gabriel Davis.....	7
2019 Gabriel Davis.....	12
2020 Marlon Williams.....	10
2021 Brandon Johnson.....	11
2022 Kobe Hudson.....	7
2023 Kobe Hudson.....	8

**PASSING ..... ATT/CMP/YD**

1979 Mike Cullison.....	168/92/904
1980 Mike Cullison.....	203/101/1,039
1981 Mike McCrary.....	146/61/845
1982 Dana Thyhsen.....	210/87/1,425
1983 Dana Thyhsen.....	295/155/2,058
1984 Dana Thyhsen.....	270/138/1,766
1985 Tony Lanham.....	169/97/1,268
1986 Darin Slack.....	249/117/1,799
1987 Darin Slack.....	420/219/3,054
1988 Shane Willis.....	398/239/2,926
1989 Shane Willis.....	177/107/1,166
1990 Ron Johnson.....	96/57/793
1991 Ron Johnson.....	152/80/1,056
1992 Darin Hinshaw.....	302/161/2,505
1993 Darin Hinshaw.....	322/191/2,645
1994 Darin Hinshaw.....	342/187/2,801
1995 Daunte Culpepper.....	294/168/2,071
1996 Daunte Culpepper.....	314/187/2,565
1997 Daunte Culpepper.....	381/238/3,086
1998 Daunte Culpepper.....	402/296/3,690
1999 Vic Penn.....	455/262/3,078
2000 Ryan Schneider.....	286/177/2,334

2001 Ryan Schneider.....	357/204/2,923
2002 Ryan Schneider.....	430/265/3,770
2003 Ryan Schneider.....	281/194/1,949
2004 Steven Moffett.....	229/147/1,721
2005 Steven Moffett.....	375/223/2,925
2006 Kyle Israel.....	166/108/1,420
2007 Kyle Israel.....	298/174/2,173
2008 Rob Calabrese.....	165/65/664
2009 Brett Hodges.....	329/197/2,438
2010 Jeff Godfrey.....	238/159/2,159
2011 Jeff Godfrey.....	232/160/1,898
2012 Blake Bortles.....	399/251/3,059
2013 Blake Bortles.....	382/259/3,581
2014 Justin Holman.....	392/223/2,952
2015 Justin Holman.....	250/127/1,379
2016 McKenzie Milton.....	336/194/1,983
2017 McKenzie Milton.....	395/265/4,037
2018 McKenzie Milton.....	289/171/2,663
2019 Dillon Gabriel.....	398/236/3,653
2020 Dillon Gabriel.....	413/248/3,570
2021 Mikey Keene.....	272/173/1,730
2022 John Rhys Plumlee.....	346/218/2,586
2023 John Rhys Plumlee.....	256/161/2,271

**PASSING TOUCHDOWNS .....TDs**

1979 Mike Cullison.....	8
1980 Mike Cullison.....	10
1981 Mike McCrary.....	4
1982 Dana Thyhsen.....	6
1983 Dana Thyhsen.....	19
1984 Dana Thyhsen.....	16
1985 Tony Lanham.....	13
1986 Darin Slack.....	12
1987 Darin Slack.....	28
1988 Shane Willis.....	13
1989 Rudy Jones.....	5
1990 Ron Johnson.....	11
1991 Darin Hinshaw.....	8
1992 Darin Hinshaw.....	24
1993 Darin Hinshaw.....	28
1994 Darin Hinshaw.....	26
1995 Daunte Culpepper.....	12
1996 Daunte Culpepper.....	19
1997 Daunte Culpepper.....	25
1998 Daunte Culpepper.....	28
1999 Vic Penn.....	16
2000 Ryan Schneider.....	21
2001 Ryan Schneider.....	17
2002 Ryan Schneider.....	31
2003 Ryan Schneider.....	13
2004 Steven Moffett.....	9
2005 Steven Moffett.....	22
2006 Steven Moffett.....	8
2007 Kyle Israel.....	15
2008 Rob Calabrese.....	7
2009 Brett Hodges.....	17
2010 Jeff Godfrey.....	13
2011 Blake Bortles.....	6
2012 Blake Bortles.....	25
2013 Blake Bortles.....	25
2014 Justin Holman.....	23
2015 Justin Holman.....	7
2016 McKenzie Milton.....	10
2017 McKenzie Milton.....	37
2018 McKenzie Milton.....	25
2019 Dillon Gabriel.....	29
2020 Dillon Gabriel.....	32
2021 Mikey Keene.....	17
2022 John Rhys Plumlee.....	14
2023 John Rhys Plumlee.....	15

**SCORING ..... Total Points**

1979 Bobby Joe Plain .....	30
1980 Tom Hungerford .....	28
1981 Scott Ryerson .....	62
1982 Scott Ryerson .....	31
1983 Elgin Davis.....	60
1984 Ted Wilson .....	44
1985 Ted Wilson .....	72
1986 Ed O'Brien.....	80
1987 Ed O'Brien.....	87
1988 .. Gil Barnes .....	48
1989 .. Franco Grilla .....	58
1990 Franco Grilla .....	86
1991 Willie English .....	78
1992 Bret Cooper .....	90
1993 Charlie Pierce.....	87
1994 Charlie Pierce.....	89
1995 Marquette Smith .....	84
1996 Charlie Pierce.....	57
1997 Mike Grant.....	84
1998 Daunte Culpepper .....	72
1999 Javier Beorlegui .....	61
2000 Javier Beorlegui .....	81
2001 Javier Beorlegui .....	65
2002 Matt Prater .....	86
2003 Matt Prater .....	53
2004 Matt Prater .....	39
2005 Matt Prater .....	80
2006 Michael Torres.....	76
2007 Kevin Smith.....	180
2008 Darin Daly.....	26
2009 Brynn Harvey.....	86
2010 Nick Cattoi .....	80
2011 Latavius Murray.....	60
2012 Latavius Murray.....	114
2013 Shawn Moffitt .....	112
2014 Shawn Moffitt .....	81
2015 Matthew Wright.....	56
2016 Matthew Wright.....	90
2017 Matthew Wright.....	119
2018 Matthew Wright.....	110
2019 Dylan Barnas.....	114
2020 Daniel Obarski .....	82
2021 Daniel Obarski .....	77
2022 Isaiah Bowser .....	96
2023 RJ Harvey .....	102

**ALL-PURPOSE ..... Yards**

1979 Mike Stapp.....	545
1980 Tim Kiggins .....	508
1981 John Muldoon.....	662
1982 Mike Collier.....	637
1983 Elgin Davis.....	883
1984 Ted Wilson .....	1,587
1985 Ted Wilson .....	1,529
1986 Bernard Ford.....	962
1987 Bernard Ford.....	1,858
1988 Sean Beckton .....	1,344
1989 Shawn Jefferson.....	545
1990 Mark Giacone .....	1,303
1991 Willie English .....	1,502
1992 Gerod Davis .....	1,299
1993 Mark Whittemore.....	1,602
1994 Marquette Smith .....	1,122
1995 Marquette Smith .....	1,605
1996 Todd Cleveland .....	1,226
1997 Siaha Burley.....	1,109
1998 Siaha Burley.....	1,441
1999 Charles Lee .....	1,135
2000 Tyson Hinshaw.....	1,095
2001 Alex Haynes .....	833
2002 Doug Gabriel.....	1,921
2003 Alex Haynes .....	1,038

2004 Luther Huggins .....	1,113
2005 Kevin Smith.....	1,222
2006 Mike Sims-Walker.....	1,178
2007 Kevin Smith.....	2,809
2008 Joe Burnett .....	1,226
2009 Brynn Harvey .....	1,192
2010 Quincy McDuffie.....	1,067
2011 Latavius Murray .....	860
2012 Latavius Murray .....	1,337
2013 Rannell Hall.....	1,696
2014 Breshad Perriman .....	1,044
2015 Tristan Payton.....	994
2016 Adrian Killins Jr.....	974
2017 Tre'Quan Smith .....	1,194
2018 Adrian Killins Jr.....	1,398
2019 Otis Anderson.....	1,391
2020 Marlon Williams .....	1,045
2021 Ryan O'Keefe .....	1,267
2022 Ryan O'Keefe .....	1,395
2023 RJ Harvey .....	1,695

**PUNT RETURNS.....Yards/Returns**

1979 Tim Kiggins .....	71/8
1980 Tim Kiggins .....	165/14
1981 John Scargle.....	172/17
1982 Glenn Whelpley.....	39/6
1983 Ted Wilson .....	21/2
1984 Ted Wilson .....	96/11
1985 Neil Beasley .....	30/9
1986 Neil Beasley .....	142/15
1987 Sean Beckton .....	208/17
1988 Keith Evans .....	68/17
1989 Mike Dickinson .....	58/14
1990 Mike Dickinson .....	223/32
1991 Mike Dickinson .....	387/31
1992 Mark Whittemore.....	53/10
1993 Mark Whittemore.....	151/13
1994 Mark Whittemore.....	216/20
1995 Reginald Doster .....	96/12
1996 Todd Cleveland .....	93/5
1997 Todd Cleveland .....	183/22
1998 Siaha Burley.....	293/21
1999 Britt McGriff.....	82/10
2000 Asante Samuel.....	275/25
2001 .. Asante Samuel.....	165/19
2002 Asante Samuel.....	233/19
2003 Tavaris Capers.....	133/17
2004 Tavaris Capers.....	187/18
2005 Joe Burnett .....	463/28
2006 Joe Burnett .....	132/11
2007 Joe Burnett .....	331/31
2008 Joe Burnett .....	378/26
2009 A.J. Guyton .....	140/13
2010 Josh Robinson.....	304/20
2011 J.J. Worton.....	150/17
2012 J.J. Worton.....	266/25
2013 J.J. Worton.....	157/13
2014 J.J. Worton.....	167/17
2015 Chris Johnson .....	41/6
2016 Chris Johnson .....	168/26
2017 Mike Hughes .....	233/14
2018 Otis Anderson.....	178/15
2019 Otis Anderson.....	277/21
2020 Amari Johnson.....	24/3
2021 Titus Mokiao-Atimalala .....	95/13
2022 Xavier Townsend.....	177/19
2023 Xavier Townsend.....	142/15

**KICK RETURNS .....Yards/Returns**

1979 Charlie Ziegler.....	188/10
1980 Tim Kiggins .....	335/19
1981 John Muldoon.....	238/14
1982 Mike Collier.....	266/14

1983 Ted Wilson .....	732/25
1984 Ted Wilson .....	952/40
1985 Ted Wilson .....	388/20
1986 Robert Ector.....	354/16
1987 Bernard Ford.....	360/16
1988 Shawn Jefferson.....	320/16
1989 Cornelius Friendly.....	280/13
1990 Pat Stewart .....	346/18
1991 Mark Whittemore.....	679/33
1992 Mark Whittemore.....	662/26
1993 Mark Whittemore.....	591/26
1994 Todd Cleveland .....	476/15
1995 Mike Grant.....	421/19
1996 Todd Cleveland .....	375/16
1997 Todd Cleveland .....	401/19
1998 Paul Miranda .....	644/25
1999 Edward Mack .....	513/24
2000 Asante Samuel.....	168/10
2001 Luther Huggins .....	346/15
2002 Doug Gabriel.....	632/31
2003 Luther Huggins .....	653/26
2004 Luther Huggins .....	528/24
2005 Curtis Francis .....	430/23
2006 Curtis Francis .....	434/21
2007 Curtis Francis .....	643/22
2008 Joe Burnett .....	745/26
2009 Quincy McDuffie.....	944/39
2010 Quincy McDuffie.....	869/27
2011 Rannell Hall.....	714/23
2012 Quincy McDuffie.....	582/17
2013 Rannell Hall.....	689/29
2014 Jordan Akins .....	363/15
2015 Tristan Payton.....	726/30
2016 Adrian Killins Jr.....	451/18
2017 Mike Hughes.....	635/20
2018 Adrian Killins Jr.....	306/14
2019 Adrian Killins Jr.....	206/11
2020 Ryan O'Keefe .....	240/11
2021 Johnny Richardson.....	301/15
2022 Ryan O'Keefe .....	448/22
2023 Xavier Townsend.....	177/6

**INTERCEPTIONS .....Number**

1979 Tim Kiggins, Doug Gatewood.....	3
1980 Tim Kiggins, Doug Gatewood.....	3
1981 Bill Giovanetti, Bruce Gordon .....	4
1982 Bill Giovanetti, Bruce Gordon .....	2
1983 Atterberry, Kelly, Riddle .....	2
1984 Curt Ashley .....	3
1985 Reggie Edwards .....	4
1986 Keith Evans .....	8
1987 Corris Ervin .....	3
1988 Keith Evans .....	4
1989 Eric Buckley, Darryl Blanford, Jimmy Roberts.....	2
1990 Ray Irvin .....	4
1991 Bobby Spitulski, Steve Wright.....	4
1992 Brian Crotcher .....	5
1993 Richard Blake .....	4
1994 Adrian Ellis, Lenard Hayes, Louis Lubin.....	2
1995 Darryl Latimore.....	3
1996 Kenton Rickerson.....	2
1997 Reginald Doster, Kenton Rickerson, Mike Palmer, Darryl Latimore.....	2
1998 Damian Demps, Paul Miranda .....	2
1999 Justen Moore, Damian Demps, Jeff Fye, Ricot Joseph, Elliot Shorter.....	2
2000 Davin Bush .....	3
2001 Travis Fisher, Asante Samuel.....	2
2002 Asante Samuel.....	4

2003 Peter Sands, Antoine Poe .....	2
2004 Mike Sims-Walker .....	3
2005 Joe Burnett .....	5
2006 Sha'reff Rashad .....	4
2007 Joe Burnett, Johnell Neal.....	6
2008 Sha'reff Rashad .....	5
2009 Josh Robinson.....	6
2010 Reggie Weams.....	5
2011 Josh Robinson, Josh Linam, A.J. Bouye .....	2
2012 Kemal Ishmael, A.J. Bouye.....	3
2013 Brandon Alexander .....	3
2014 Jacoby Glenn .....	7
2015 Shaquill Griffin .....	2
2016 Shaquill Griffin .....	4
2017 Kyle Gibson, Mike Hughes .....	4
2018 Richie Grant.....	6
2019 Antwan Collier .....	4
2020 Richie Grant.....	3
2021 Dyllon Lester, Divaad Wilson, Tatum Bethune .....	2
2022 Divaad Wilson .....	3
2023 Corey Thornton/ Demari Henderson .....	3

**TACKLES.....Solo/Assists/Total**

1979 Bill Giovanetti .....	40/56/96
1980 Bill Giovanetti .....	41/67/108
1981 Eddie James.....	56/60/116
1982 Bill Giovanetti .....	52/69/121
1983 Darrell Rudd.....	79/71/150
1984 Darrell Rudd.....	36/57/93
1985 Victor Riddle .....	52/44/96
1986 Wyatt Bogan .....	58/85/143
1987 Jimmy Goodman.....	55/87/142
1988 Wyatt Bogan .....	66/61/127
1989 Larry Salazar .....	52/39/91
1990 Rick Hamilton .....	83/28/111
1991 Rick Hamilton .....	76/63/139
1992 Rick Hamilton .....	88/61/149
1993 Nakia Reddick .....	45/30/75
1994 Travis Cooper.....	66/43/109
1995 Nakia Reddick .....	60/30/90
1996 John Bryant.....	74/45/119
1997 Jermaine Benoit.....	58/47/105
1998 Damian Demps .....	58/34/92
1999 Damian Demps .....	44/28/72
2000 Tito Rodriguez.....	80/41/121
2001 Tito Rodriguez.....	100/43/143
2002 Stanford Rhule.....	69/58/127
2003 Peter Sands.....	70/43/113
2004 Brandon Marshall .....	30/21/51
2005 Jason Venson .....	66/17/85
2006 Johnell Neal .....	47/19/66
2007 Sha'reff Rashad.....	84/19/103
2008 Jason Venson .....	60/22/82
2009 Cory Hogue.....	59/44/103
2010 Kemal Ishmael .....	57/36/93
2011 Kemal Ishmael .....	39/42/81
2012 Kemal Ishmael .....	68/56/124
2013 Terrance Plummer .....	62/48/110
2014 Terrance Plummer .....	53/46/99
2015 Domenic Spencer .....	49/55/104
2016 Mark Rucker .....	53/40/93
2017 Pat Jasinski.....	46/58/104
2018 Richie Grant .....	69/40/109
2019 Nate Evans .....	69/43/112
2020 Richie Grant .....	49/23/72
2021 Tatum Bethune .....	60/48/108
2022 Jason Johnson.....	68/58/126
2023 Jason Johnson.....	65/49/114

**SACKS ..... Number**

1979 Michael O'Shaughnessy.....	10
1980 Michael O'Shaughnessy.....	12
1981 Ed Gantner.....	2.5
1982 Darrell Rudd.....	4
1983 Darrell Rudd.....	7
1984 Darrell Rudd.....	19.5
1985 Eric Simpson.....	6
1986 Keenan Wimbley.....	5
1987 Keenan Wimbley.....	10.5
1988 Bobby Spitulski.....	3
1989 Parnell McCall.....	4
1990 Bobby Spitulski.....	13
1991 Bobby Spitulski, Bob Knott.....	5
1992 Nelson, Ekiyor, Dix.....	5
1993 Greg Jefferson.....	15
1994 Greg Jefferson.....	8
1995 Emil Ekiyor.....	4.5
1996 Jermaine Benoit.....	8
1997 Jermaine Benoit.....	10.5
1998 Justen Moore.....	8
1999 Tony Hardman.....	5
2000 Elton Patterson.....	10
2001 Elton Patterson.....	9
2002 Elton Patterson.....	9.5
2003 Antoine Poe.....	3
2004 Paul Carrington.....	4
2005 Paul Carrington.....	9
2006 Leger Douzable.....	7
2007 Leger Douzable.....	7.5
2008 Bruce Miller.....	7
2009 Bruce Miller.....	13
2010 Bruce Miller, Darius Nall.....	8.5
2011 Troy Davis.....	5
2012 Troy Davis.....	8
2013 Thomas Niles.....	4
2014 Thomas Niles.....	7.5
2015 Jamiyus Pittman.....	4.5
2016 Shaquem Griffin.....	11.5
2017 Shaquem Griffin.....	7.0
2018 Titus Davis.....	6.5
2019 Brendon Hayes.....	7.5
2020 Kenny Turnier.....	4.0
2021 Big Kat Bryant.....	6.0
2022 Tre'mon Morris-Brash.....	6.0
2023 Tre'mon Morris-Brash.....	8.5

**PUNTING ..... Punts/Yards/Average**

1979 Brett Porche.....	39/1,376/35.3
1980 Craig Turner.....	28/897/32.0
1981 Doug Friedlander.....	40/1,676/37.2
1982 Dana Thyhsen.....	39/1,425/36.5
1983 Glenn McCombs.....	48/1,996/41.6
1984 Glenn McCombs.....	52/2,127/40.9
1985 Jim Hogan.....	41/1,492/36.4
1986 Jim Hogan.....	48/1,892/38.6
1987 Barrie Kee.....	37/1,351/36.5
1988 Barrie Kee.....	50/1,933/38.7
1989 Russ Salerno.....	41/1,403/34.2
1990 Russ Salerno.....	44/1,504/34.2
1991 Russ Salerno.....	24/856/35.7
1992 Mike Nelson.....	46/1,798/39.1
1993 Charlie Pierce.....	42/1,674/39.9
1994 Charlie Pierce.....	37/1,448/39.1
1995 Charlie Pierce.....	45/1,830/40.7
1996 Charlie Pierce.....	49/2,159/44.1
1997 Marek Butcher.....	49/2,149/43.9
1998 Chad Downey.....	16/551/34.4
1999 Javier Beorlegui.....	49/1,975/40.3
2000 Javier Beorlegui.....	45/1,802/40.0
2001 Javier Beorlegui.....	46/2,001/43.5
2002 Ryan Flinn.....	40/1,673/41.8
2003 .. Matt Prater.....	58/2,781/47.9

2004 Aaron Horne.....	66/2,554/38.7
2005 Aaron Horne.....	52/2,197/42.2
2006 Aaron Horne.....	44/1,472/39.6
2007 Blake Clingan.....	59/2,404/40.7
2008 Blake Clingan.....	88/3,560/40.5
2009 Blake Clingan.....	65/2,422/37.3
2010 Blake Clingan.....	39/1,631/41.8
2011 David Bohner.....	42/1,732/41.2
2012 Jamie Boyle.....	60/2,434/40.6
2013 Caleb Houston.....	41/1,732/42.2
2014 Caleb Houston.....	54/2,103/38.9
2015 Caleb Houston.....	65/2,874/44.2
2016 Caleb Houston.....	74/3,117/42.1
2017 Mac Loudermilk.....	46/1,822/39.6
2018 Mac Loudermilk.....	47/2,042/43.4
2019 Andrew Osteen.....	57/2,408/42.2
2020 Andrew Osteen.....	40/1,756/43.9
2019 Andrew Osteen.....	57/2,408/42.2
2020 Andrew Osteen.....	40/1,756/43.9
2021 Andrew Osteen.....	71/2,919/41.11
2022 Mitch McCarthy.....	40/1,737/43.43
2023 Mitch McCarthy.....	36/1,485/41.3

**FIELD GOALS ..... Number/Percent**

1979 Tom Hungerford.....	2-4/50.0
1980 Tom Hungerford.....	4-6/66.7
1981 Scott Ryerson.....	18-29/62.1
1982 Scott Ryerson.....	6-12/50.0
1983 Scott Ryerson.....	8-13/61.5
1984 Ed O'Brien.....	6-10/60.0
1985 Ed O'Brien.....	11-20/55.0
1986 Ed O'Brien.....	16-21/76.2
1987 Ed O'Brien.....	20-30/66.7
1988 Travis Allen.....	10-14/71.4
1989 Franco Grilla.....	10-16/62.5
1990 Franco Grilla.....	19-25/76.0
1991 Franco Grilla.....	13-21/61.9
1992 Franco Grilla.....	8-13/61.5
1993 Charlie Pierce.....	15-19/78.9
1994 Charlie Pierce.....	14-16/87.5
1995 Charlie Pierce.....	10-15/66.7
1996 Charlie Pierce.....	8-12/66.7
1997 Fred Waczewski.....	13-16/81.3
1998 Fred Waczewski.....	8-15/53.3
1999 Javier Beorlegui.....	10-20/50.0
2000 Javier Beorlegui.....	14-18/77.8
2001 Javier Beorlegui.....	8-12/66.7
2002 Matt Prater.....	14-21/66.7
2003 Matt Prater.....	10-13/76.9
2004 Matt Prater.....	9-14/64.3
2005 Matt Prater.....	17-26/65.4
2006 Michael Torres.....	17-24/70.8
2007 Michael Torres.....	20-24/83.3
2008 Nick Cattoi.....	4-6/66.7
Daren Daly.....	4-9/44.4
2009 Nick Cattoi.....	14-20/70.0
2010 Nick Cattoi.....	11-19/57.9
2011 Nick Cattoi.....	10-15/66.7
2012 Shawn Moffitt.....	10-14/71.4
2013 Shawn Moffitt.....	21-23/91.3
2014 Shawn Moffitt.....	17-23/73.9
2015 Matthew Wright.....	13-17/76.5
2016 Matthew Wright.....	17-22/77.3
2017 Matthew Wright.....	13-18/72.2
2018 Matthew Wright.....	12-14/85.7
2019 Dylan Barnas.....	15-17/88.2
2020 Daniel Obarski.....	12-17/70.6
2021 Daniel Obarski.....	8-14/57.1
2022 Colton Boomer.....	14-15/93.3
2023 Colton Boomer.....	13-21/61.9



Year	Total Offense			Rushing				Passing				1st Dwn	3rd Dwn %	Fum.	Pen. Yds	Scoring		
	GP	Yds	YPG	Att.	Yds	YPG	TD	A-C-I	Pct.	Yds	YPG					TD	Points	PPG
<b>DIVISION III</b>																		
1979	8	1,884	235.5	283	853	106.6	6	190-104-19	54.7	1,031	128.9	8	106	-	24-11	57-611	104	13.0
1980	9	2,143	238.1	359	909	101.0	5	252-117-22	46.4	1,236	137.3	14	121	-	19-14	66-617	156	17.3
1981	10	2,687	268.7	424	1,374	137.4	6	253-99-17	39.1	1,313	131.3	4	134	-	24-12	53-451	142	14.2
<b>DIVISION II</b>																		
1982	10	2,351	235.1	285	334	33.4	5	382-158-25	41.1	2,017	201.7	6	138	-	35-14	56-630	109	10.9
1983	11	3,897	354.3	478	1,757	159.7	16	310-160-10	51.6	2,150	195.5	19	208	-	35-14	81-722	283	25.7
1984	11	3,449	313.5	404	1,378	125.2	6	352-172-23	48.9	2,071	188.3	18	176	-	27-13	65-717	209	19.0
1985	11	4,265	387.8	452	1,676	152.4	14	445-201-24	45.2	2,589	235.4	19	247	29.0	32-21	98-783	266	24.2
1986	11	4,305	391.3	412	1,794	163.1	16	359-175-20	48.7	2,511	228.3	19	214	-	21-11	91-778	310	28.2
1987	13	5,182	398.6	437	1,436	110.4	17	525-279-27	53.1	3,746	288.1	29	283	-	36-21	88-678	401	30.8
1988	11	4,304	391.3	364	1,090	99.1	16	432-255-14	59.0	3,214	292.2	16	219	-	27-11	109-863	267	24.3
1989	10	3,759	375.9	434	1,716	171.6	19	311-178-15	57.2	2,043	204.3	12	195	-	22-11	80-693	256	25.6
<b>FOOTBALL CHAMPIONSHIP SUBDIVISION</b>																		
1990	14	5,563	397.4	646	3,017	215.5	36	346-189-20	54.6	2,546	181.9	18	-	-	-	-	444	31.7
1991	11	4,345	395.0	451	1,903	173.0	18	329-169-16	51.4	2,442	222.0	13	218	39.4	31-19	105-825	278	25.3
1992	10	4,788	478.8	350	1,815	101.5	20	358-190-19	53.1	2,973	297.3	29	223	40.8	31-17	77-653	373	37.3
1993	12	5,091	424.3	482	2,229	162.7	20	402-225-19	56.0	3,139	261.6	29	258	46.3	28-16	100-861	413	34.4
1994	11	4,889	444.5	426	1,941	176.5	19	360-195-18	54.2	2,948	268.0	27	247	46.9	26-11	89-708	399	36.3
1995	11	4,199	381.7	495	1,995	181.4	22	309-177-10	57.3	2,204	200.4	13	233	38.9	21-14	83-643	283	25.7
<b>FOOTBALL BOWL SUBDIVISION</b>																		
1996	11	4,047	367.9	350	1,025	93.2	12	394-230-20	58.4	3,022	274.7	21	208	41.8	35-18	72-571	275	25.0
1997	11	4,588	417.1	356	1,401	127.4	21	394-243-10	61.7	3,187	289.7	26	220	40.1	13-7	96-745	374	34.0
1998	11	5,365	487.7	378	1,594	144.9	21	411-302-7	<b>73.4</b>	3,771	342.8	29	278	<b>54.0</b>	26-14	92-775	393	35.7
1999	11	4,589	417.2	371	1,430	130.0	17	472-268-11	58.6	3,159	287.2	16	251	39.0	29-13	101-827	277	25.2
2000	11	4,113	373.9	309	866	78.7	13	415-249-18	60.0	3,247	295.2	27	223	40.0	27-13	97-797	333	30.3
2001	11	4,497	408.8	335	1,106	100.5	20	407-230-12	56.5	3,391	308.3	21	234	42.0	22-12	110-892	333	30.3
2002	12	5,233	436.1	361	1,396	116.3	18	442-270-17	61.1	3,837	319.8	31	262	44.0	27-16	96-771	391	32.6
2003	12	3,837	319.8	360	1,175	97.9	11	406-250-19	61.6	2,662	221.8	16	204	30.0	29-15	104-868	224	18.7
2004	11	2,671	267.1	391	995	99.5	7	268-153-11	58.3	1,676	167.6	9	155	34.0	23-9	55-483	151	15.1
2005	13	5,217	401.3	557	2,172	167.1	18	394-233-9	59.1	3,045	234.2	24	280	40.0	21-11	97-823	373	28.7
2006	12	4,478	373.2	442	1,673	139.4	11	381-227-10	59.6	2,805	233.8	14	231	43.2	19-9	55-484	232	19.3
2007	14	5,763	411.6	<b>670</b>	<b>3,287</b>	<b>234.8</b>	<b>41</b>	346-198-12	57.2	2,476	176.9	15	293	38.7	29-15	74-665	502	35.9
2008	12	2,754	229.5	453	1,359	113.2	8	308-132-11	42.9	1,395	116.2	12	156	29.2	26-14	68-627	199	16.6
2009	13	4,431	340.8	480	1,697	130.5	20	379-223-13	58.8	2,734	210.3	21	249	37.9	15-7	<b>52-489</b>	340	26.2
2010	14	5,236	374.0	602	2,626	187.6	36	296-191-11	64.5	2,610	186.4	16	290	51.0	21-8	71-566	449	32.1
2011	12	4,881	406.8	466	2,205	168.8	27	346-235-8	67.9	2,856	238.0	11	252	44.6	17-10	68-587	325	27.1
2012	14	5,703	407.4	527	2,545	181.8	33	412-257-7	62.4	3,158	225.6	28	301	48.9	13-8	60-507	496	35.4
2013	13	5,740	441.5	471	2,079	159.9	28	404-269-11	66.6	3,661	281.6	26	291	48.7	20-10	62-541	450	34.6
2014	13	4,727	363.6	526	1,668	128.3	19	416-233-15	56.0	3,059	235.3	23	266	41.5	23-14	76-706	365	28.1
2015	12	3,221	268.4	356	975	81.2	4	425-211-23	49.6	2,246	187.2	13	189	29.4	17-10	64-541	167	13.9
2016	13	4,561	350.8	527	1,835	141.2	25	448-244-9	54.5	2,726	209.7	14	249	29.7	26-16	91-729	374	28.8
2017	13	6,896	530.5	500	2,583	198.7	39	424-287-9	67.7	<b>4,313</b>	331.8	<b>38</b>	327	45.5	<b>10-6</b>	109-888	<b>627</b>	<b>48.2</b>
2018	13	6,795	522.7	594	<b>3,448</b>	<b>265.2</b>	<b>43</b>	392-224-7	57.1	3,347	257.5	29	<b>347</b>	50.3	16-7	97-848	562	43.2
2019	13	<b>7,026</b>	540.5	559	2,909	223.8	34	457-271-8	59.3	4,117	316.7	36	333	40.5	20-7	111-952	564	43.4
2020	10	5,681	<b>568.1</b>	444	2,107	210.7	23	415-249-4	60.0	3,574	<b>357.4</b>	32	283	48.8	12-6	92-748	422	42.2
2021	13	5,232	402.5	476	2,552	196.3	27	390-252-9	64.6	2,680	<b>206.2</b>	29	264	37.9	13-6	80-696	415	31.9
2022	14	6,574	469.6	615	3,197	228.4	35	451-291-9	64.5	3,377	<b>241.2</b>	22	342	46.4	22-12	68-649	460	32.86
2023	13	6,331	487.0	529	2,967	228.2	28	229-366-11	62.5	3,364	258.8	24	300	50.0	13-7	79-651	407	31.3

- Single-Season Records in Bold







Year	Total Offense			Rushing				Passing				1st Dwn	3rd Dwn %	Fum.	Pen. Yds	Scoring		
	GP	Yds	YPG	Att.	Yds	YPG	TD	A-C-I	Pct.	Yds	YPG					TD	Points	PPG
<b>DIVISION III</b>																		
1979	8	<b>1,803</b>	<b>225.4</b>	386	1,183	147.9	11	<b>135-30-16</b>	44.4	<b>620</b>	<b>77.5</b>	<b>1</b>	<b>112</b>	-	23-10	54-549	<b>96</b>	<b>12.0</b>
1980	9	2,381	264.5	391	1,396	155.1	11	168-69-12	41.1	985	109.4	9	113	40.6	25-18	69-610	175	19.4
1981	10	2,875	287.5	460	1,665	166.5	<b>9</b>	237-102-20	43.0	1,210	121.0	5	156	-	31-22	71-837	130	13.0
<b>DIVISION II</b>																		
1982	10	4,260	426.0	546	2,536	253.6	29	217-110-6	50.7	1,724	172.4	15	200	-	<b>40-24</b>	106-921	356	35.6
1983	11	4,193	381.2	512	2,310	210.0	26	263-127-11	48.3	1,883	171.2	13	191	41.0	29-14	82-729	306	27.8
1984	11	4,787	435.2	549	2,407	218.8	30	291-155-11	53.5	2,380	216.4	19	242	-	28-14	87-742	398	36.2
1985	11	4,866	442.4	516	2,544	231.3	30	342-164-10	48.0	2,322	211.1	18	229	30.9	29-19	103-843	386	35.1
1986	11	3,700	336.4	515	1,842	167.5	12	284-136-17	47.9	1,858	168.9	12	190	35.9	27-10	77-721	227	20.6
1987	13	3,594	276.5	623	2,059	158.4	14	334-136-21	<b>40.7</b>	1,535	118.1	8	195	36.7	37-14	<b>127-1,049</b>	210	16.2
1988	11	4,048	368.0	435	2,133	193.9	21	254-133-16	52.4	1,915	174.1	14	197	37.2	24-16	78-620	288	26.2
1989	10	2,763	276.3	402	1,638	163.8	<b>9</b>	218-100-9	45.9	1,125	112.5	11	154	38.5	34-15	60-545	168	16.8
<b>FOOTBALL CHAMPIONSHIP SUBDIVISION</b>																		
1990	<b>14</b>	3,955	282.5	574	1,922	137.3	19	326-171-11	50.9	2,033	145.2	14	241	35.7	31-15	117-929	280	20.0
1991	11	3,727	338.8	457	1,613	146.6	14	287-147-18	51.2	2,114	192.2	14	201	36.3	21-10	84-722	230	20.9
1992	10	4,182	418.2	487	2,022	202.2	17	332-161-20	48.5	2,160	216.0	13	220	36.4	30-14	65-485	243	24.3
1993	12	4,294	357.8	470	1,470	122.5	21	402-233-18	58.0	2,824	235.3	13	251	37.6	28-18	82-706	277	23.1
1994	11	4,052	368.4	433	1,735	157.7	14	343-196-9	57.1	2,317	210.6	18	214	36.4	23-12	96-816	263	23.9
1995	11	3,956	359.6	448	2,088	189.8	23	257-136-9	52.9	1,868	169.8	9	203	38.3	34-22	76-615	280	25.5
<b>FOOTBALL BOWL SUBDIVISION</b>																		
1996	11	4,267	387.9	465	1,656	150.5	12	337-194-6	57.6	2,611	237.4	20	213	37.3	20-10	66-602	261	23.7
1997	11	4,333	393.9	408	1,446	131.5	21	369-213-11	57.7	2,887	262.5	20	225	41.2	19-10	51-532	303	27.5
1998	11	3,544	322.2	402	1,905	142.5	13	322-176-7	54.7	1,977	179.7	12	213	31.0	16-8	59-522	209	19.0
1999	11	4,111	373.7	376	1,306	118.7	13	389-228-11	58.6	2,805	255.0	24	223	39.0	22-11	86-733	318	28.9
2000	11	3,562	323.8	460	1,440	130.9	15	328-177-15	54.0	2,122	192.9	11	220	32.0	28-13	76-674	221	20.1
2001	11	3,381	307.4	405	1,423	129.4	15	324-180-7	55.6	1,958	178.0	6	187	37.0	31-15	77-617	204	18.5
2002	12	4,245	353.8	499	1,796	149.7	15	380-216-13	56.8	2,449	204.1	19	241	43.0	32-14	73-569	315	26.2
2003	12	4,833	402.8	552	2,229	191.6	26	318-208-5	65.4	2,534	211.2	19	264	40.0	19-7	80-711	373	31.1
2004	11	3,901	390.1	416	1,938	193.8	21	299-181-11	60.5	2,389	196.3	21	200	40.0	17-9	57-462	321	32.1
2005	13	5,466	420.5	477	2,326	178.9	25	419-248-19	59.2	3,140	241.5	23	280	39.0	21-13	79-616	373	28.7
2006	12	4,777	398.1	400	1,791	149.2	16	392-244-10	62.2	2,986	248.8	22	251	47.9	12-2	51-405	345	28.8
2007	<b>14</b>	5,130	366.4	497	1,864	133.1	15	<b>528-290-24</b>	54.9	3,266	233.3	26	272	38.3	16-4	84-749	372	26.6
2008	12	4,005	333.8	449	1,513	126.1	18	398-208-18	52.3	2,492	207.7	14	201	35.4	15-8	69-581	289	24.1
2009	13	4,557	350.5	416	<b>1,076</b>	<b>82.8</b>	12	455-281-12	61.8	3,481	267.8	20	245	42.3	31-16	72-554	293	22.5
2010	<b>14</b>	4,415	315.4	451	1,517	108.4	<b>9</b>	475-258-17	54.3	2,898	207.0	21	243	43.0	19-6	61-523	240	17.1
2011	12	3,640	303.3	<b>347</b>	1,306	108.8	<b>9</b>	385-208-9	54.0	2,334	194.5	12	188	31.5	13-6	51-412	220	18.3
2012	<b>14</b>	5,230	373.6	544	2,182	155.9	21	480-288-11	60.0	3,048	217.7	16	292	40.2	26-16	55-438	309	22.1
2013	13	4,706	362.0	400	1,592	122.5	21	479-272-14	56.8	3,114	239.5	13	248	41.2	21-12	92-745	277	21.3
2014	13	3,881	298.5	428	1,356	104.3	10	441-243-18	55.1	2,525	194.2	17	225	37.3	23-10	114-1,037	249	19.2
2015	12	5,569	464.1	495	2,390	199.2	24	356-233-4	65.4	3,179	264.9	31	267	47.5	15-9	87-776	452	37.7
2016	13	4,814	370.3	576	2,204	169.5	22	432-223-15	51.6	2,610	200.8	16	255	<b>29.0</b>	24-11	80-741	320	24.6
2017	13	5,563	427.9	498	2,078	159.8	16	471-261-20	55.4	3,485	268.1	24	280	40.8	17-12	108-967	329	25.3
2018	13	5,638	433.7	618	2,890	222.3	17	413-229-14	55.5	2,748	211.4	16	307	41.9	19-14	104-965	295	22.7
2019	13	4,499	346.1	546	2,383	146.6	14	439-230-13	52.4	2,593	199.5	17	262	29.3	15-8	102-895	299	23.0
2020	10	4,918	491.8	444	1,926	192.6	17	350-209-9	59.7	2,992	299.2	26	276	43.2	21-13	70-599	332	33.2
2021	13	4,801	369.3	479	2,070	159.2	24	466-269-11	57.7	2,731	210.1	12	276	37.9	13-6	80-633	319	24.5
2022	14	5,334	381.0	488	2,222	158.7	24	454-268-6	59.0	3,112	222.3	15	282	38.1	19-11	71-566	331	23.6
2023	13	5,083	391.0	516	2,526	194.3	26	210-366-12	57.0	2,557	196.7	12	283	40.0	9-4	61-512	335	25.8

- Single-Season Records in Bold







Year	Week	AP Poll	Votes	Coaches Poll	Votes	BCS/CFP	
2010	11	25	74	23	99	--	
	14	--	12	25	62	--	
	15	--	63	24	143	25 (Final)	
	Final	21	225	20	328	--	
2013	9	21	345	25	151	23	
	10	19	464	22	300	23	
	11	19	472	21	340	21	
	12	15	596	19	468	17	
	13	17	535	20	446	18	
	14	17	588	19	512	19	
	15	15	621	17	572	16	
	16	15	629	15	658	15 (Final)	
	Final	10	959	12	865	--	
	2017	6	25	120	25	61	--
7		22	274	21	273	--	
8		20	387	20	439	--	
9		18	500	17	561	--	
10		15	654	14	727	18	
11		14	736	12	854	18	
12		14	807	12	910	15	
13		13	833	12	915	15	
14		12	906	11	957	14	
15		10	983	10	986	12 (Final)	
Final		6	1248	7	1202	--	
2018		Pre	21	312	23	259	--
		2	19	407	20	339	--
		3	18	494	18	438	--
		4	16	556	18	500	--
	5	13	727	14	705	--	
	6	12	759	13	763	--	
	7	10	917	0	932	--	
	8	10	979	9	1034	--	
	9	10	996	10	1008	--	
	10	9	1014	9	1082	12	
	11	11	1001	11	1054	12	
	12	11	983	11	1042	11	
	13	8	1064	9	1108	9	
	14	7	1146	7	1200	8	
	15	7	1158	7	1218	8 (Final)	
Final	11	898	12	876	--		
2019	Pre	17	410	17	436	--	
	1	18	445	17	513	--	
	2	17	544	16	584	--	
	3	15	703	16	697	--	
	4	22	252	23	233	--	
	5	18	352	19	308	--	
	Final	24	78	24	72	--	
2020	Pre	21	229	21	232	--	
	1	14	632	13	414	--	
	2	13	771	15	497	--	
	3	11	743	12	577	--	
	4	--	112	25	127	--	
2022	9	25	111	25	89	25	
	10	22	257	21	273	22	
	11	17	537	18	522	20	
	12	25	87	--	--	22	
	13	22	170	23	141	22	





UCF rankings in the top 20 of NCAA team statistical categories since 1996, the year the Knights began competing in the NCAA Football Bowl Subdivision (FBS):

**Total Offense**

Table with 3 columns: Year, Rank, Value. Rows: 1998 (7th, 487.7), 2002 (11th, 436.1), 2017 (5th, 530.5), 2018 (5th, 522.7), 2019 (2nd, 540.5), 2020 (2nd, 568.1), 2023 (8th, 487.0)

**Rushing Offense**

Table with 3 columns: Year, Rank, Value. Rows: 2007 (9th, 234.8), 2018 (8th, 265.2), 2019 (19th, 223.8), 2022 (9th, 228.4), 2023 (4th, 228.2)

**Passing Offense**

Table with 3 columns: Year, Rank, Value. Rows: 1996 (16th, 274.7), 1997 (11th, 289.7), 1998 (6th, 342.8), 1999 (15th, 287.2), 2000 (12th, 295.2), 2001 (8th, 308.3), 2002 (6th, 319.8), 2017 (10th, 331.8), 2019 (8th, 316.8), 2020 (4th, 357.4)

**Scoring Offense**

Table with 3 columns: Year, Rank, Value. Rows: 1997 (16th, 34.0), 1998 (12th, 35.7), 2002 (19th, 32.6), 2007 (17th, 35.9), 2017 (1st, 48.2), 2018 (6th, 43.2), 2019 (5th, 43.5), 2020 (8th, 42.2)

**Total Defense**

Table with 3 columns: Year, Rank, Value. Rows: 2001 (16th, 307.4), 2010 (15th, 315.4), 2011 (9th, 303.3), 2014 (5th, 298.5)

**Rushing Defense**

Table with 3 columns: Year, Rank, Value. Rows: 2009 (4th, 82.8), 2010 (8th, 108.4), 2011 (16th, 108.8), 2013 (16th, 122.5), 2014 (6th, 104.3)

**Passing Defense**

Table with 3 columns: Year, Rank, Value. Row: 2001 (15th, 178.0)

**Scoring Defense**

Table with 3 columns: Year, Rank, Value. Rows: 2001 (16th, 18.6), 2010 (8th, 17.1), 2011 (9th, 18.3), 2013 (17th, 21.3), 2014 (9th, 19.2)

**First Downs**

Table with 3 columns: Year, Rank, Value. Rows: 2017 (9th, 327), 2018 (5th, 347), 2019 (8th, 333), 2020 (7th, 283), 2022 (11th, 342)

**Passing Efficiency**

Table with 4 columns: Year, Rank, Value. Rows: 2000 (13th, 138.52), 2001 (5th, 149.47), 2010 (18th, 148.97), 2013 (12th, 158.50), 2017 (2nd, 178.47), 2019 (15th, 157.47), 2020 (18th, 155.86), 2023 (15th, 155.40)

**Passing Yards Per Completion**

Table with 4 columns: Year, Rank, Value. Rows: 2017 (9th, 15.03), 2018 (9th, 14.94), 2019 (8th, 15.19), 2020 (17th, 14.35), 2023 (8th, 14.69)

**Pass Completion Percentage**

Table with 4 columns: Year, Rank, Value. Rows: 2013 (11th, .666), 2017 (5th, .677)

**Fewest Passes Had Intercepted**

Table with 4 columns: Year, Rank, Value. Rows: 2012 (19th, 7), 2020 (17th, 4)

**Net Punting**

Table with 4 columns: Year, Rank, Value. Rows: 2001 (11th, 37.53), 2003 (2nd, 41.93), 2015 (10th, 40.87)

**Punt Returns**

Table with 4 columns: Year, Rank, Value. Rows: 2005 (4th, 16.54), 2006 (8th, 14.28), 2008 (11th, 13.18), 2010 (12th, 13.13), 2017 (6th, 14.71)

**Kickoff Returns**

Table with 4 columns: Year, Rank, Value. Rows: 2008 (6th, 24.94), 2009 (13th, 24.79), 2010 (1st, 27.78), 2011 (3rd, 26.93), 2012 (12th, 24.82), 2014 (3rd, 26.58), 2017 (10th, 24.83)

**Time of Possession**

Table with 4 columns: Year, Rank, Value. Rows: 2013 (20th, 32:11), 2014 (19th, 31:53)

**Passes Intercepted**

Table with 4 columns: Year, Rank, Value. Rows: 2014 (10th, 18), 2017 (2nd, 20)

**Red-Zone Defense**

Table with 4 columns: Year, Rank, Value. Rows: 2013 (13th, .737), 2014 (6th, .714), 2018 (11th, .750)

**Pass Efficiency Defense**

Table with 4 columns: Year, Rank, Value. Rows: 2008 (18th, 126.08), 2010 (18th, 112.98), 2011 (8th, 110.53), 2013 (20th, 114.50), 2014 (11th, 107.76), 2016 (12th, 107.65), 2019 (3rd, 108.86), 2021 (6th, 110.73)

**Sacks**

Table with 3 columns: Year, Rank, Value. Rows: 2009 (6th, 2.92), 2016 (17th, 2.92)

**Fewest Sacks Allowed**

Table with 3 columns: Year, Rank, Value. Row: 2017 (5th, 1.00)

**Tackles For Loss**

Table with 3 columns: Year, Rank, Value. Rows: 2008 (3rd, 8.17), 2009 (13th, 7.23), 2016 (9th, 7.9), 2018 (5th, 8.2), 2019 (1st, 9.0)

**Fewest Tackles for Loss Allowed**

Table with 3 columns: Year, Rank, Value. Row: 2018 (17th, 4.69)

**Fumbles Recovered**

Table with 3 columns: Year, Rank, Value. Rows: 2012 (5th, 16), 2013 (15th, 12), 2017 (13th, 12), 2018 (3rd, 14), 2020 (1st, 13), 2022 (20th, 11)

**Turnover Margin**

Table with 3 columns: Year, Rank, Value. Rows: 2005 (12th, .92), 2009 (17th, .62), 2012 (16th, .86), 2017 (2nd, 1.31), 2018 (3rd, 1.08), 2020 (5th, 1.20)

**Turnovers Gained**

Table with 3 columns: Year, Rank, Value. Rows: 2016 (18th, 26), 2017 (2nd, 32), 2018 (6th, 28), 2020 (6th, 22)

**Fewest Turnovers Lost**

Table with 3 columns: Year, Rank, Value. Rows: 2012 (13th, 15), 2018 (15th, 14)

**Fewest Fumbles Lost**

Table with 3 columns: Year, Rank, Value. Rows: 2017 (20th, 6), 2021 (20th, 5)

**Third-Down Conversion Percentage**

Table with 3 columns: Year, Rank, Value. Rows: 2012 (12th, .489), 2013 (14th, .487), 2017 (15th, .455), 2018 (5th, .503), 2020 (11th, .487), 2022 (16th, .464), 2023 (4th, .500)

**Fourth-Down Conversion Percentage**

Table with 3 columns: Year, Rank, Value. Rows: 2021 (1st, .846), 2022 (17th, .633)

**Red Zone Offense**

Table with 3 columns: Year, Rank, Value. Rows: 2016 (12th, .914), 2018 (14th, .898)

**Third-Down Conversion Percentage Defense**

Table with 3 columns: Year, Rank, Value. Rows: 2016 (6th, .290), 2019 (5th, .293)

**Fourth-Down Conversion Percentage Defense**

Table with 3 columns: Year, Rank, Value. Row: 2014 (9th, .286)

**Fewest Penalties Per Game**

Table with 3 columns: Year, Rank, Value. Row: 2012 (13th, 4.29)

**Fewest Yards Penalized Per Game**

Table with 3 columns: Year, Rank, Value. Row: 2012 (10th, 36.21)

**Red-Zone Defense**

Table with 3 columns: Year, Rank, Value. Rows: 2012 (16th, .730), 2016 (2nd, .707), 2022 (5th, .707)

**Fewest First Downs Defense**

Table with 3 columns: Year, Rank, Value. Row: 2014 (18th, 225)

**Fewest Defensive TDs Allowed**

Table with 3 columns: Year, Rank, Value. Rows: 2016 (3rd, 5), 2017 (8th, 4), 2018 (17th, 3), 2019 (12th, 3)

**Blocked Kicks**

Table with 3 columns: Year, Rank, Value. Row: 2022 (19th, 3)

**Blocked Punts**

Table with 3 columns: Year, Rank, Value. Row: 2022 (14th, 2)





UCF players who have ranked in the top 20 of NCAA individual statistical categories since 1996, the year the Knights began competing in the NCAA Football Bowl Subdivision (FBS):

**Rushing Yards Per Game**

2007 1st Kevin Smith 183.36
2023 10th RJ Harvey 108.9

**Rushing Yards Per Carry**

2018 2nd Greg McCrae 8.89
2023 17th RJ Harvey 6.27

**Rushing TDs**

2013 19th Storm Johnson 14
2022 10th Isaiah Bowser 16
2023 6th RJ Harvey 16

**Passing Efficiency**

1997 15th Daunte Culpepper 146.9
1998 3rd Daunte Culpepper 170.2
2000 9th Ryan Schneider 146.98
2002 4th Ryan Schneider 151.62
2010 15th Jeffrey Godfrey 154.31
2013 9th Blake Bortles 163.4
2017 2nd McKenzie Milton 179.3
2018 9th McKenzie Milton 161.0
2019 13th Dillon Gabriel 156.9
2020 16th Dillon Gabriel 156.3

**Passing Yards**

2013 16th Blake Bortles 3,581
2017 7th McKenzie Milton 4,037
2019 13th Dillon Gabriel 3,653
2020 5th Dillon Gabriel 3,570

**Passing Yards Per Game**

2013 18th Blake Bortles 275.5
2017 9th McKenzie Milton 310.5
2018 18th McKenzie Milton 266.3
2019 15th Dillon Gabriel 281.0
2020 1st Dillon Gabriel 357.0

**Passing Yards Per Completion**

2013 16th Blake Bortles 13.83
2017 5th McKenzie Milton 15.23
2018 3rd McKenzie Milton 15.57
2019 4th Dillon Gabriel 15.48
2020 12th Dillon Gabriel 14.40
2023 11th John Rhys Plumlee 14.11

**Passing Yards Per Attempt**

2017 2nd McKenzie Milton 10.22
2018 7th McKenzie Milton 9.21
2019 8th Dillon Gabriel 9.18
2020 17th Dillon Gabriel 8.64

**Pass Completions Per Game**

1999 9th Vic Penn 23.82
2020 7th Dillon Gabriel 24.80

**Passing TDs**

2017 4th McKenzie Milton 37
2019 17th Dillon Gabriel 29
2020 4th Dillon Gabriel 32

**Completion Percentage**

2013 10th Blake Bortles .678
2017 4th McKenzie Milton .671

**Total Offense Per Game**

1996 18th Daunte Culpepper 242.45

1997 4th Daunte Culpepper 320.36
1998 3rd Daunte Culpepper 377.55
1999 12th Vic Penn 295.09
2000 17th Ryan Schneider 249.56
2001 19th Ryan Schneider 261.73
2002 5th Ryan Schneider 306.75
2017 4th McKenzie Milton 357.7
2018 10th McKenzie Milton 297.0
2019 19th Dillon Gabriel 287.0
2020 2nd Dillon Gabriel 373.9

**Receptions Per Game**

1997 6th Siaha Burley 7.0
1998 5th Siaha Burley 8.0
1999 6th Charles Lee 7.91
2000 2nd Tyson Hinshaw 8.09
2002 18th Doug Gabriel 6.25
2006 3rd Mike Walker 7.50
2020 3rd Marlon Williams 8.9
2021 20th Ryan O'Keefe 6.5

**Receiving Yards**

2017 12th Tre'Quan Smith 1,171
2019 12th Gabriel Davis 1,241
2020 9th Marlon Williams 1,039
2020 14th Jaylon Robinson 979

**Receiving Yards Per Game**

1996 20th Mark Nonsant 84.09
1997 10th Siaha Burley 100.55
1998 14th Siaha Burley 103.82
1999 9th Charles Lee 103.0
2000 10th Tyson Hinshaw 99.00
2002 10th Doug Gabriel 103.08
2002 19th Jimmy Fryzel 93.83
2006 t-5th Mike Walker 98.17
2017 14th Tre'Quan Smith 90.1
2019 8th Gabriel Davis 103.4
2020 5th Marlon Williams 129.9
2023 17th Javon Baker 87.6

**Yards Per Reception**

2014 6th Breshad Perriman 20.88
2017 14th Tre'Quan Smith 19.85
2020 17th Ryan O'Keefe 19.55
2023 2nd Javon Baker 21.90
2023 7th Kobe Hudson 20.45

**Receiving TDs**

2017 4th Tre'Quan Smith 13
2019 12th Gabriel Davis 12
2020 7th Marlon Williams 10
2020 18th Jacob Harris 8
2021 16th Brandon Johnson 11

**All-Purpose Yards Per Game**

2002 11th Doug Gabriel 160.08
2007 5th Kevin Smith 200.64
2023 12th RJ Harvey 130.38

**Total Points Scored**

2017 16th Matthew Wright 119
2018 18th Matthew Wright 110

**Total TDs**

2022 13th Isaiah Bowser 16
2023 8th RJ Harvey 17

**Scoring Per Game**

2007 1st Kevin Smith 12.86
2012 10th Latavius Murray 10.36
2017 15th Matthew Wright 9.2

**Points Responsible For**

2017 5th McKenzie Milton 270
2018 15th McKenzie Milton 204
2019 16th Dillon Gabriel 200
2020 5th Dillon Gabriel 212

**Points Responsible For Per Game**

2017 5th McKenzie Milton 20.8
2018 5th McKenzie Milton 20.4
2020 5th Dillon Gabriel 21.2

**Punting**

1996 17th Charlie Pierce 44.06
1997 14th Marek Butcher 43.86
2003 1st Matt Prater 47.95

**Punt Returns**

2005 6th Joe Burnett 16.54
2008 10th Joe Burnett 15.54
2010 9th Josh Robinson 15.20
2018 10th Otis Anderson 11.9
2019 6th Otis Anderson 13.2
2022 16th Xavier Townsend 9.3

**Punt Return TDs**

2016 7th Justin McDonald 1
2017 10th Mike Hughes 1
2019 3rd Otis Anderson 1
2022 1st Quadric Bullard 2

**Kickoff Returns**

2007 9th Curtis Francis 29.23
2008 7th Joe Burnett 28.65
2010 2nd Quincy McDuffie 32.19
2011 5th Rannell Hall 31.04
2012 1st Quincy McDuffie 34.24
2014 11th Rannell Hall 27.5
2017 4th Mike Hughes 31.8

**Kickoff Return TDs**

2014 12th Michael Easton 1
2016 8th Adrian Killins Jr. 1
2017 5th Mike Hughes 2

**Combined Kick Return Yards**

2017 10th Mike Hughes 868

**Field Goals Per Game**

2006 8th Mike Torres 1.55
2007 t-19th Mike Torres 1.54
2013 8th Shawn Moffitt 1.62

**Field Goal Percentage**

2013 12th Shawn Moffitt .913
2018 15th Matthew Wright .857
2019 11th Dylan Barnas .882
2022 8th Colton Boomer .933

**Total Interceptions**

2018 3rd Richie Grant 6
2019 17th Antwan Collier 4

**Interceptions Per Game**

2008 t-19th Sha'reff Rashad .42
2009 t-11th Josh Robinson .46
2014 4th Jacoby Glenn .5
2018 5th Richie Grant .5

**Passes Defended Per Game**

2013 9th Jacoby Glenn 1.4
2014 8th Jacoby Glenn 1.4
2016 5th Shaquill Griffin 1.5

**Sacks Per Game**

2009 5th Bruce Miller 1.00
2009 t-16th Jarvis Geathers .85
2016 12th Shaquem Griffin .88

**Tackles For Loss Per Game**

2008 t-17th Bruce Miller 1.42
2009 t-18th Bruce Miller 1.38
2016 13th Shaquem Griffin 1.5

**Forced Fumbles Per Game**

2020 16th Eriq Gilyard 0.33

**Fumbles Recovered**

2013 9th Sean Maag 3
2015 7th T.J. Mutcherson 3
2020 12th Eriq Gilyard 2
2020 12th Richie Grant 2
2021 1st Quadric Bullard 3
2023 6th Demari Henderson 3



**8**
**Daunte CULPEPPER**

first-team all-american

**CAREER STATS**
**Passing:** 889 completions/1,391 attempts/  
11,412 yards/84 TD

**Rushing:** 456 carries/1,020 yards/24 TD

**HIGHLIGHTS**

- Set more than 30 school records, including career marks for total offense (12,432 yards), passing yardage (11,412), touchdown passes (84) and career passing efficiency (146.72)
- In 1998, established an NCAA single-season completion percentage record at .736, breaking the 15-year old mark of .713 set by Steve Young
- Became only the third player in NCAA history to pass for more than 10,000 yards and rush for more than 1,000 yards in a career
- Guided the Knights to a 9-2 record as a senior in 1998
- Won the 1998 Sammy Baugh Trophy as the top quarterback in the nation
- Finished sixth in the 1998 Heisman Trophy balloting
- The Sports Network National Player of the Year (1998)
- The Sports Network All-America First Team (1998)
- *NFL Draft Report* Dream Team Player of the Year (1998)
- *NFL Draft Report* All-America First Team (1997, 1998)
- *Playboy* All-America selection (1998)

- *Football News* Independent Player of the Year (1998)
- Finalist for the Johnny Unitas Golden Arm Award (1998)
- Semifinalist for the Davey O'Brien National Quarterback Award (1997, 1998)
- Semifinalist for the *Football News* Offensive Player of the Year (1997, 1998)
- Florida Sports Hall of Fame Amateur Athlete of the Year (1997, 1998)
- *USA Today* Online Positive Performer (1998)
- American Football Coaches Association Good Works Team (1998)


**19**
**Joe BURNETT**

first-team all-american

**CAREER STATS**
**Punt Returns:** 96 returns/1,304 yards/3 TD

**Kickoff Returns:** 26 returns/745 yards/2 TD

**HIGHLIGHTS**

- As a senior, ranked in the top-10 nationally in both kickoff returns (7th, 28.7) and punt returns (10th, 14.5)
- Averaged 102.17 all-purpose yards per contest in 2008
- Had a pair of kickoff return touchdowns as a senior
- Holds the UCF and Conference USA career records with 1,304 punt return yards, a sum that ranks 19th in NCAA history
- Returned a program-record three punt returns for touchdowns
- Also finished career as UCF's leader in interceptions with 16
- ESPN.com All-America First Team (2008)
- *Sports Illustrated* All-America First Team (2008)
- Walter Camp All-America Second Team (2008)

- Conference USA Special Teams Player of the Year (2008)
- Eight-time first-team All-C-USA pick
- Football Writers Association of America Freshman All-America First Team (2005)
- CollegeFootballNews.com Freshman All-American (2005)
- Rivals.com Freshman All-America First Team (2005)
- *The Sporting News* Freshman All-America Third Team (2005)


**24**
**Kevin SMITH**

first-team all-american

**Career Stats**
**Rushing:** 905 carries/4,679 yards/45 TD

**Highlights**

- Established 17 school rushing records, including career bests for carries (905), yardage (4,679), touchdowns (45) and 100-yard games (22)
- Rushed for 2,567 yards in 2007, which at the time ranked second in NCAA Football Bowl Subdivision history behind Barry Sanders
- In 2007, established NCAA FBS single-season records with 450 rushes and 13 100-yard performances
- Finished his career with 4,679 yards, the most in the state of Florida's history
- Became the first player in the state of Florida history to rush for more than 2,000

yards in a season (2007)

- Guided the Knights to a pair of bowl game appearances and the 2007 Conference USA Championship
- 2007 Consensus All-America selection
- Associated Press All-America First Team (2007)
- CBSSports.com All-America First Team (2007)
- ESPN.com All-America First Team (2007)
- Football Writers Association of America All-America First Team (2007)
- *The Sporting News* All-America First Team (2007)
- SportsIllustrated.com All-America First Team (2007)
- Walter Camp All-America First Team (2007)
- Finished eighth in the Heisman Trophy balloting in 2007
- Charity Sports Dinner National Player of the Year (2007)
- Conference USA Offensive Player of the Year (2007)
- Conference USA Freshman of the Year (2005)





**Big 12 Conference**
**First Team**

2023 – Javon Baker, WR  
2023 – Tre'mon Morris-Brash, DE

**Second Team**

2023 – Jason Johnson, LB

**Honorable Mention**

2023 – John Rhys Plumlee, QB  
2023 – RJ Harvey, RB  
2023 – Kobe Hudson, WR  
2023 – Lokahi Pauole, OL  
2023 – Tylan Grable, OL  
2023 – Xavier Townsend, KR/PR  
2023 – Malachi Lawrence, DE  
2023 – Lee Hunter, DT  
2023 – Corey Thornton, DB  
2023 – Demari Henderson, DB  
2023 – Colton Boomer, K

**American Athletic Conference**
**Offensive Player of the Year**

2018 – McKenzie Milton, QB  
2017 – McKenzie Milton, QB  
2013 – Blake Bortles, QB

**Defensive Player of the Year**

2016 – Shaquem Griffin, LB  
2014 – Jacoby Glenn, DB

**Rookie of the Year**

2015 – Tre'Quan Smith, WR

**Coach of the Year**

2017 – Scott Frost  
2013 – George O'Leary

**All-American Athletic Conference**
**First Team**

2022 – Ryan Swoboda, OT  
2022 – Lokahi Pauole, OG  
2022 – Ricky Barber, DL  
2022 – Tre'Mon Morris-Brash, DL  
2022 – Jason Johnson, LB  
2021 – Big Kat Bryant, DL  
2020 – Jaylon Robinson, WR  
2020 – Marlon Williams, WR  
2020 – Cole Schneider, OL  
2020 – Matthew Lee, OL  
2020 – Richie Grant, DB  
2019 – Gabriel Davis, WR  
2019 – Jake Brown, OL  
2019 – Richie Grant, DB  
2018 – Jake Brown, OL  
2018 – Nevelle Clarke, DB  
2018 – Nate Evans, LB  
2018 – Richie Grant, DB  
2018 – Jordan Johnson, OL  
2018 – McKenzie Milton, QB  
2018 – Cole Schneider, OL  
2017 – Jordan Akins, TE  
2017 – Aaron Evans, OL  
2017 – Kyle Gibson, DB  
2017 – Shaquem Griffin, LB  
2017 – Mike Hughes, DB  
2017 – Jordan Johnson, OL  
2017 – Adrian Killins Jr., RB  
2017 – McKenzie Milton, QB  
2017 – Jamiyus Pittman, DL  
2016 – Shaquem Griffin, LB  
2014 – Clayton Geathers, DB  
2014 – Jacoby Glenn, DB  
2014 – Breshad Perriman, WR  
2014 – Terrance Plummer, LB  
2014 – William Stanback, RB  
2013 – Blake Bortles, QB  
2013 – Jacoby Glenn, DB  
2013 – Storm Johnson, RB  
2013 – Jordan McCray, OG  
2013 – Justin McCray, OG  
2013 – Terrance Plummer, LB

**All-American Athletic Conference**
**Second Team**

2022 – Isaiah Bowser, RB  
2022 – Matthew Lee, C  
2022 – Samuel Jackson, OG  
2022 – Ryan O'Keefe, WR  
2021 – Divaad Wilson, S  
2021 – Lokahi Pauole, OG  
2021 – Ryan O'Keefe, WR  
2020 – Dillon Gabriel, QB  
2020 – Otis Anderson, RB  
2020 – Aaron Robinson, DB  
2019 – Cole Schneider, OL  
2019 – Adrian Killins Jr., RB  
2019 – Brendon Hayes, DL  
2019 – Nate Evans, LB  
2019 – Aaron Robinson, DB

2018 – Gabriel Davis, WR  
2018 – Titus Davis, DL  
2018 – Brendon Hayes, DL  
2018 – Pat Jasinski, LB  
2018 – Adrian Killins Jr., RB, KR  
2018 – Wyatt Miller, OL  
2018 – Matthew Wright, PK  
2017 – Chequan Burkett, LB  
2017 – Trysten Hill, DL  
2017 – Mike Hughes, KR  
2017 – Mac Loudermilk, P  
2017 – Wyatt Miller, OL  
2017 – Tre'Quan Smith, WR  
2017 – Matthew Wright, PK  
2016 – Shaquill Griffin, DB  
2016 – Jamiyus Pittman, DB  
2015 – Caleb Houston, P  
2014 – Brandon Alexander, DB  
2014 – Jaryl Mamea, DT  
2014 – Thomas Niles, DE  
2014 – Torrian Wilson, OT  
2013 – Clayton Geathers, S  
2013 – Chris Martin, OT  
2013 – Shawn Moffitt, PK  
2013 – William Stanback, RB  
2013 – J.J. Worton, WR

**All-American Athletic Conference**
**Honorable Mention**

2021 – Tatum Btethune, LB  
2021 – Cole Schneider, OG  
2021 – Marcus Tatum, OT  
2020 – Lokahi Pauole, OL  
2019 – Otis Anderson, RB  
2019 – Nevelle Clarke, DB  
2019 – Tre Nixon, WR  
2019 – Kenny Turnier, DL  
2018 – Michael Colubiale, TE  
2018 – Brandon Moore, DB  
2016 – Drico Johnson, DB

**Conference USA**
**Offensive Player of the Year**

2007 – Kevin Smith, TB (media)

**Defensive Player of the Year**

2012 – Kemal Ishmael, DB

2010 – Bruce Miller, DE

2009 – Bruce Miller, DE

**Freshman of the Year**

2010 – Jeff Godfrey, QB

2005 – Kevin Smith, TB

**Special Teams Player of the Year**

2012 – Quincy McDuffie, KR

2008 – Joe Burnett, PR/KR

**Coach of the Year**

2010 – George O'Leary

2007 – George O'Leary

(coaches, media)

2005 – George O'Leary

**All-C-USA First Team**

2012 – Troy Davis, DL  
2012 – Kemal Ishmael, DB  
2012 – Quincy McDuffie, KR  
2012 – Latavius Murray, RB  
2012 – Jordan Rae, OL  
2012 – J.J. Worton, PR  
2011 – Josh Robinson, DB  
2011 – Rannell Hall, KR  
2010 – Kemal Ishmael, DB  
2010 – Quincy McDuffie, KR  
2010 – Bruce Miller, DE  
2010 – Jah Reid, OL  
2010 – Josh Robinson, DB  
2009 – Jarvis Geathers, DL  
2009 – Cory Hogue, LB  
2009 – Bruce Miller, DL  
2009 – Jah Reid, OL  
2008 – Joe Burnett, DB/KR/PR  
2008 – Sha'reff Rashad, DB  
2007 – Joe Burnett, DB/PR  
(coaches, media)  
2007 – Michael Buscemi, LS  
(coaches, media)  
2007 – Leger Douzable, DL  
(coaches, media)  
2007 – Josh Sitton, OL (media)  
2007 – Kevin Smith, TB  
(coaches, media)  
2007 – Kyle Smith, OL (media)  
2006 – Joe Burnett, PR  
2006 – Mike Sims-Walker, WR  
2005 – Joe Burnett, DB/PR  
2005 – Paul Carrington, DE  
2005 – Cedric Gagne-Marcoux, OL

**All-C-USA Second Team**

2012 – Blake Bortles, QB  
2012 – A.J. Bouye, CB  
2012 – Torrian Wilson, OL  
2011 – Nick Pieschel, OL  
2011 – Charley Hughlett, LS  
2010 – Charley Hughlett, LS  
2010 – Darius Nall, DE  
2010 – Ronnie Weaver, RB  
2009 – Josh Robinson, DB  
2009 – Torell Troup, OL  
2008 – Patrick Brown, OL  
2008 – Bruce Miller, DL  
2008 – Torell Troup, DL  
2007 – Bruce Miller, DE (media)  
2007 – Sha'reff Rashad, DB  
(coaches, media)  
2007 – Keith Shologan, DL  
(coaches)  
2007 – Josh Sitton, OL (coaches)  
2007 – Kyle Smith, OL (coaches)  
2006 – Joe Burnett, DB  
2006 – Michael Buscemi, LS  
2006 – Leger Douzable, DL  
2006 – Kevin Smith, TB  
2005 – Darcy Johnson, TE  
2005 – Brandon Marshall, WR  
2005 – Kevin Smith, TB  
2005 – Mike Sims-Walker, WR

**All-C-USA Third Team**

2006 – Leger Douzable, DL (media)  
2006 – Kevin Smith, TB (media)

**C-USA Honorable Mention**

2012 – Rannell Hall, WR  
2012 – Jordan McCray, OL  
2012 – Justin Tukes, TE  
2011 – Theo Goins, OL  
2011 – Jordan Rae, OL  
2011 – Adam Nissley, TE  
2011 – Victor Gray, DL  
2011 – Kemal Ishmael, DB  
2010 – Derrick Hallman, LB  
2010 – Adam Nissley, TE  
2010 – Nick Pieschel, OL  
2010 – Brian Watters, WR  
2010 – David Williams, DL  
2010 – Josh Robinson, PR  
2009 – Derrick Hallman, LB  
2009 – Brynn Harvey, RB  
2009 – Brett Hodges, QB  
2009 – Charley Hughlett, SN  
2009 – Lawrence Young, LB  
2008 – Derrick Hallman, LB  
2008 – Johnell Neal, DB  
2008 – Jason Venson, DB  
2008 – Lawrence Young, LB  
2007 – Parick Brown, OL (coaches)  
2007 – Mike Merritt, TE (coaches)  
2007 – Bruce Miller, DE (coaches)  
2007 – Michael Torres, PK (coaches)  
2007 – Curtis Francis, KR (coaches)  
2007 – Jason Venson, DB (coaches)

**C-USA All-Freshman Team**

2012 – Deion Green, DL  
2012 – Breshad Perriman, WR  
2011 – Blake Bortles, QB  
2011 – Torrian Wilson, OL  
2011 – J.J. Worton, WR  
2011 – Troy Gray, LB  
2011 – Clayton Geathers, DB  
2011 – Rannell Hall, KR  
2010 – Jeff Godfrey, QB  
2010 – Victor Gray, DL  
2010 – Jordan McCray, OL  
2010 – Justin McCray, OL  
2010 – Jordan Ozerites, DB  
2009 – Theo Goins, OL  
2009 – Josh Robinson, DB  
2008 – Brynn Harvey, RB  
2008 – Charley Hughlett, LS  
2007 – Derrick Hallman, LB  
(coaches, media)  
2007 – Bruce Miller, DE  
(coaches, media)  
2007 – Darius Nall, LB (coaches)  
2007 – Jah Reid, OL  
(coaches, media)  
2006 – Jeramy DeVane, OL  
(coaches)  
2005 – L.J. Anderson, OL  
2005 – Patrick Brown, OL  
2005 – Joe Burnett, DB/PR  
2005 – Jordan Richards, LB  
2005 – Kevin Smith, TB  
2005 – Jason Venson, DB

**Mid-American Conference**
**All-MAC First Team**

2003 – Atari Bigby, DB  
2002 – Atari Bigby, DB  
2002 – Elton Patterson, DL  
2002 – Asante Samuel, DB

**All-MAC Second Team**

2003 – Matt Prater, P  
2002 – Ryan Flinn, P  
2002 – Jimmy Fryzel, WR  
2002 – Doug Gabriel, WR

**Academic**
**American Athletic Conference All-**
**Academic Team**

2021 – Allan Adams OL, Matthew Alexander DL, Bryson Armstrong LB, Karlis Bailey-Vice LB, Christopher Bowerfind LS, Isaiah Bowser RB, Davonte Brown DB, Quadric Bullard DB, Ryker Casey PK, Kervins Choute DL, Trillion Coles RB, Josh Cox OL, Andrew Dickson WR, Garrett French TE, Derek Gainous DB, RJ Harvey RB, Alec Holler TE, Max Holler TE, Samuel Jackson, Ah'Mare Lee DB, Dyllon Lester DB, Chidoziri Maghiro OL, Zach March Wojan, Stephen Martin WR, Adrian Medley OL, Anthony Montalvo DL, Thomas Mosier LB, Parker Montalvo DL, Ryan O'Keefe WR, Daniel Obarski PK, Joe Rahal LS, Mark-Anthony Richards RB, Paul Rubelt OL, Cullen Smith WR, Alex Ward LS  
2020 – Allan Adams OL, Ke'von Ahmad WR, Emmanuel Appiah-Takyi DB, Patrick Barnett OL, Brett Bell OL, Tatum Bethune LB, Nate Brady OL, Davonte Brown DB, Quadric Bullard DB, Dererk Burns LB, Josh Celisarc DL, Kervins Choute DL, Trillion Coles RB, Keenan Cupit LB, Kalia Davis DL, Garrett French TE, Dillon Gabriel QB, Derek Gainous DB, Eriq Gilyard LB, Noah Hancock DL, Justin Hodges DB, Max Holler TE, Jeremiah Jean-Baptiste LB, Samuel Jackson OL, Alan Kervin P, Dyllon Lester DB, Mike Lofton OL, Zach Marsh-Wojan TE, Stephen Martin WR, Zamari Maxwell DB, Daniel McCullon DB, Jermain McMillian DB, Anthony Montalvo DL, Quade Mosier LB, Parker Navarro QB, Ryan O'Keefe WR, Daniel Obarski PK, Andrew Osteen P, Jon Powell DB, Jaylon Robinson WR, Zach Rodriguez LB, Paul Rubelt OL, Cade Sams WR, Alex Swenson DB, Marcus Tatum OL, Bentavious Thompson RB, Alex Ward LS, Divaad Wilson DB, Landon Woodson DL  
2019 – Kyle Back OL, Kyle Benkel WR, Elijah Benoit DB, Tatum Bethune LB, Tyrese Black DL, Davonchae Bryant DL, Austin Camden DL, Mason Cholewa DL, Trillion Coles RB, Antwan Collier DB, Jason Colubiale WR, John Cooper TE, Dallaz Corbitt DL, Kalia Davis DL, Darius East LB, Dillon Gabriel QB, Derek Gainous DB, Eriq Gilyard LB, Cam Goode DL, Tay Gowan DB, Richie Grant DB, Noah Hancock DL, Alex Harris WR, Jacob Harris WR, Alec Holler TE, Jeremiah Jean-Baptiste LB, Quadry Jones QB, Samuel Jackson OL, Alan Kervin P, Matthew Lee OL, Dyllon Lester DB, Chidoziri Maghiro OL, Greg McCrae RB, Jermaine McMillian DB, Josh McMullen OL, Adrian Medley OL, McKenzie Milton QB, Eric Mitchell LB, Anthony Montalvo DL, Brandon Moore DB, Steven Moss LB, Tre Nixon WR, Daniel Obarski PK, Ryan O'Keefe WR, Lokahi Pauole OL, Jalen Pinkney DL, CJ Reeves DL, Aaron Robinson DB, Jaylon Robinson WR, Cole Schneider OL, Ike Walker OL, Alex Ward LS  
2018 – Otis Anderson RB/WR, Dylan Barnes PK, Lamarius Benson OL, Davonchae Bryant DL, Austin Camden DL, Dedrick Canady DL, Randy Charlton DL, Mason Cholewa DL, Nevelle Clarke DB, Antwan Collier DB, Edward Collins OL, Chris DeLoach TE, Darius East LB, Nate Evans LB, Derek Gainous DB, Jonathan Gebka DB, Eriq Gilyard LB, Richie Grant DB, Trey Green DB, Alex Harris WR, Jacob Harris WR, Alec Holler TE, Tyler Hudanick OL, Jordan Johnson OL,





Kenyon Johnson WR, Samuel Jackson OL, Caden Larkin DB, Dyllon Lester DB, Chidoziri Maghiro OL, Greg McCrae RB, Jermaine McMillian DB, McKenzie Milton QB, Anthony Montalvo DL, Stevn Moss LB, Tre Nixon WR, Andrew Osteen P, CJ Reeves LB, Eric Seidelman OL, Randy Shannon LB, Kenny Turnier DL, Alex Ward LS, Tyler Williams TE, Landon Woodson DL  
 2017 – Dylan Barnas PK, Kyle Benkel WR, Mason Cholewa DL, Antwan Collier DB, Joey Connors DL, Kalia Davis LB, Titus Davis LB, Chavis Dickey OL, Nate Evans LB, Jonathan Gebka DB, Nader Golshahr PK, Jacob Harris WR, Brendon Hayes DL, Jared Hollander PK, Pat Jasinski LB, Jordan Johnson OL, Keenan Johnson DB, Chris Johnson DB, Sterling Jones LB, Canton Kaumatule DL, Samuel Jackson OL, Adrian Killins Jr. RB, Christian Lezzer LB, Monterious Loggins LB, Mac Loudermilk P, Zamari Maxwell DB, Greg McCrae RB, Wyatt Miller OL, McKenzie Milton QB, Steven Moss LB, Josh Odigie DL, T.J. Pitts LB, Jon Powell DB, Tristan Reaves WR, Anthony Roberson TE, Randy Shannon Jr. LB, Cam Stewart WR, Wyatt Swanson LB, Bentavious Thompson RB, Alex Ward SN, A.J. Wooten DL, Matthew Wright PK, Jeremiah Zio DL  
 2016 – Mason Bedell, Kyle Benkel WR, Nevelle Clarke DB, Rory Coleman DL, Michael Colubiale TE, Joey Connors DL, Gary Demarest LB, Luke Ebbesmeyer WR, Aaron Evans OL, Raeder Frantzen DL, Nader Golshahr WR, Richie Grant DB, Alex Harris WR, Tyler Harris QB, Tate Hernly, Caleb Houston P, Pat Jasinski LB, Chris Johnson DB, Kelton Johnson, Max Kligman, Chris Larsen TE, Christian Lezzer, Mac Loudermilk P, Josh Maisel WR, Gage Marsil SN, Taj McGowan RB, Mark Miller OL, Wyatt Miller OL, Josh Odigie OL, Caleb Perez SN, Jamiyus Pittman DL, Sean Pratt QB, Jason Rae OL, Tristan Reaves WR, Anthony Roberson TE, Jacques Session, Randy Shannon Jr., Tre'Quan Smith WR, Charles Sprenkel OL, Cam Stewart WR, Wyatt Swanson LB, Samuel Turner, Michael Willett RB, Dontravious Wilson RB, A.J. Wooten DL, Matthew Wright PK  
 2015 – Luke Adams DL, Micah Anderson DL, Cal Bloom TE, Chester Brown OL, Michael Campbell OL, Kyle Coltraine WR, Michael Colubiale TE, Donald De La Haye PK, Pete DiNovo WR, Gary Demarest LB, Jamari Fye WR, Joey Grant OL, Tyler Harris QB, Brendon Hayes DL, Tate Hernly OL, Justin Holman QB, Caleb Houston P, Tyler Hudanick OL, Daron Humphrey RB, Alex Hunt LB, Pat Jasinski LB, Chris Larsen TE, Mac Loudermilk P, Robert Lucas, Josh Maisel WR, Gage Marsil

SN, Mario Mathis LB, Eric McFarlin, Mark Miller OL, Wyatt Miller OL, T.J. Mutcherson DB, Tre Neal DB, Taylor Oldham WR, Caleb Perez SN, Eno Pierre-Louis, Jason Rae OL, Justin Rae OL, Tristan Reaves WR, Bo Schneider QB, Brandon Scott DB, Charles Sprenkel OL, Stanly Sylverain DL, Colby Watson OL, Matthew Wright PK  
 2014 – Luke Adams DL, Demetris Anderson DL, Sean Beckton DB, Cal Bloom TE, Chester Brown OL, Chequan Burkett LB, Michael Campbell OL, Kyle Coltraine WR, Joey Connors DL, Tarik Cook OL, Gary Demarest HB, Pete DiNovo QB, Aaron Evans OL, Jordan Franks LB, Sean Galvin PK, Clayton Geathers DB, Joey Grant OL, Deion Green DL, Tyler Harris QB, Jared Henry DB, Tate Hernly OL, Justin Holman QB, Caleb Houston P, Alex Hunt LB, Chris Johnson WR, Chris Larsen OL, Mac Loudermilk P, Mario Mathis HB, Kevin Miller TE, Wyatt Miller OL, Tarik Milner OL, Shawn Moffitt PK, Tre Neal DB, Thomas Niles DL, Jordan Ozerities DB, Joey Puopolo HB, Jason Rae OL, Tristan Reaves WR, Josh Reese WR, Maurice Russell LB, Trace Ryan WR, Tre'Quan Smith WR, Charles Sprenkel OL, Stanley Sylverain DL, Scott Teal LS, Cedric Thompson HB, Justin Tukus TE, Michael Willett RB, Jackie Williams WR, Torrian Wilson OL, Matthew Wright PK  
 2013 – Luke Adams DL, Brandon Alexander DB, Demetris Anderson DL, Micah Anderson DL, Sean Beckton, DB, Cal Bloom TE, Chester Brown OL, Tarik Cook OL, Jeremy Davis DB, Pete DiNovo QB, Jacoby Glenn DB, Joey Grant OL, Deion Green DL, Rannell Hall WR, Jared Henry DB, Justin Holman QB, Caleb Houston P, Daron Humphrey RB, Drico Johnson DB, D.J. Killings DB, Gage Marsil LS, Kevin Miller TE, Shawn Moffitt PK, Breshad Perriman WR, Terrance Plummer LB, Rodrigo Quirarte PK, Cody Ralston LB, Andrew Rice DL, Domenic Spencer LB, Stanley Sylverain DL, J.J. Worton WR

**C-USA All-Academic Team**

2012 – Ray Shipman, LB  
 2011 – Josh Linam, LB  
 2010 – Josh Linam, LB  
 2009 – Rocky Ross, WR  
 2007 – Sha'reff Rashad, DB  
 2006 – Sha'reff Rashad, DB

**ESPN The Magazine/CosIDA Academic All-America First Team**

2007 – Keith Shologan, DT

**ESPN The Magazine/CosIDA Academic All-America Second Team**

2012 – Lyle Dankenbring, DB  
 2009 – Rocky Ross, WR  
 2001 – Ricot Joseph, DB

**ESPN The Magazine/CosIDA Academic All-District**

2021 – Derek Gainous, DB  
 2015 – Luke Adams, DL  
 2015 – Caleb Houston, P  
 2012 – Lyle Dankenbring, DB  
 2011 – Josh Linam, LB  
 2010 – Josh Linam, LB  
 2009 – Rocky Ross, WR  
 2009 – Alex Thompson, LB  
 2008 – Alex Thompson, LB  
 2007 – Sha'reff Rashad, DB  
 2007 – Rocky Ross, WR  
 2007 – Keith Shologan, DT  
 2005 – Sha'reff Rashad, DB  
 2002 – Jimmy Fryzel, WR  
 2001 – Ricot Joseph, DB  
 1995 – Chris Tabscott, OL  
 1986 – Kurt Gwynne, OL  
 1981 – Ron Johnson, DB  
 1980 – Mike Carter, TE  
 1980 – Ron Johnson, DB  
 1980 – Mike Stapp, TB

**Senior CLASS Award**

2017 – Shaquem Griffin, LB

### ALEX WARD

Long Snapper – 2022  
*Phil Steele*



Alex Ward appeared in all 14 games for the Knights in the 2022 season. In his sixth and final season with UCF, Ward was a finalist for the Mannelly Award for the second year in a row. Ward was invited to the 2023 Senior Bowl and he received an invite to the 2023 NFL Combine.

### ALEX WARD

Long Snapper – 2021  
*Phil Steele*



Alex Ward appeared in all 13 games for the Knights in the 2022 season. In his fifth season with the Knights, Ward was a finalist for the Mannelly Award. In the 2022 season, Ward recorded a fumble recovery on a muffed punt against Memphis.

### DILLON GABRIEL

Quarterback – 2019  
*Pro Football Focus (Freshman)*



Dillon Gabriel played in all 13 games for the Knights in the 2019 season, starting in 12 of them. Gabriel helped lead the Knights to a 10-3 season, guiding a Knights offense that ranked second nationally in total offense (540.5), fifth in scoring (43.3) and eight in passing (316.7). Gabriel set the UCF freshman record for passing yards in a season with 3,653 which also ranked 13th nationally.

### RICHIE GRANT

Defensive Back – 2020  
*Phil Steele*



Richie Grant led the Knights with 72 tackles and three interceptions in a shortened senior season due to the COVID-19 pandemic. In addition to a third straight year of first-team all-conference honors, Grant added honorable mention All-America accolades from Phil Steele in 2020. He was a finalist for the Jim Thorpe Award, adding 3.5 tackles for loss, a sack and six pass break-ups as a senior. His two fumble recoveries on the season ranked second in the league and 12th in the nation. Grant was picked 40th in the second round of the 2020 NFL Draft by the Atlanta Falcons.

### MATTHEW LEE

Offensive Line – 2020  
*The Athletics (freshman)*



Matthew Lee earned freshman All-America honors from The Athletic after starting all 10 games at center for UCF's high-powered offense as a redshirt freshman in 2020. Lee helped the Knights offense set a program record with 568.1 yards of offense per game and earned first-team all-conference honors along the way.

### MARLON WILLIAMS

Wide Receiver – 2020  
*Pro Football Focus, Phil Steele*



Marlon Williams was among the nation's elite receivers in 2020, leading the Knights with 71 catches, 1,039 yards and 10 touchdowns in just eight games during the COVID-19 shortened season. Williams had five games of 100 or more yards receiving to earn honorable mention All-America honors from Phil Steele and third-team All-America accolades from Pro Football Focus. A first-team all-conference honoree, Williams led the league and ranked third in the nation with 8.9 receptions per game, was fifth in the nation with 129.9 receiving yards per game, and was seventh with 10 touchdown receptions.

### GABRIEL DAVIS

Wide Receiver – 2019  
*Pro Football Focus, Phil Steele*



Gabriel Davis set a new UCF record with 1,241 receiving yards in 2019, hauling in 72 catches and 12 receiving touchdowns. He earned third-team All-America honors from Pro Football Focus and honorable mention All-America accolades from Phil Steele. Davis finished his career as a Knight with 23 receiving scores, which ranks second all-time. He also totaled 2,447 career yards and 152 career receptions with eight games of 100 or more receiving yards.

### NATE EVANS

Linebacker – 2019  
*Phil Steele*



Nate Evans earned all-conference honors from the American Athletic Conference in both his junior and senior seasons, garnering honorable mention All-America honors from Phil Steele as a senior in 2019. Evans led UCF with 112 tackles in 2019, ranking second in the AAC with 8.6 stops per game. He added 13 tackles for loss, seven hurries, a sack and a fumble recovery.

### OTIS ANDERSON

Punt Returner – 2019  
*Phil Steele*



Otis Anderson earned honorable mention All-America from Phil Steele as a punt returner. As a junior in 2019, Anderson returned 21 punts for 277 yards, ranking sixth in the nation with 13.2 yards per return. He returned one punt for 87 yards and a touchdown against Pittsburgh. Anderson also led the Knights in rushing in 2019 with 726 yards on the ground.

### AARON ROBINSON

Defensive Back – 2019  
*Pro Football Focus*



Aaron Robinson excelled in the nickelback role as a junior in 2019, earning honorable mention All-America honors from Pro Football Focus. Robinson made 54 tackles with 5.5 tackles for loss and had 10 pass break-ups with three interceptions. He was a second-team all-conference selection in The American after also recording one hurry and one forced fumble.

### GREG MCCRAE

Running Back – 2018  
*Pro Football Focus*



Greg McCrae had a historic season as a sophomore in 2018, totaling 1,182 rushing yards on 133 attempts, the fourth most yards in a single season in UCF history. His 8.9 yards per carry average destroyed the Knights record for single-season averaged and ranked second in the nation. He added nine rushing touchdowns and 10 total scores, topping 100 yards in a game three times on the season to earn honorable mention All-America honors from Pro Football Focus.

### RICHIE GRANT

Defensive Back – 2018  
*Pro Football Focus*



Richie Grant earned honorable mention All-American accolades from Pro Football Focus after leading UCF and ranking third in the nation with six interceptions. Grant added a team-high 109 tackles and three forced fumbles en route to receiving first-team all-conference honors from The American.

### COLE SCHNEIDER

Offensive Lineman – 2018  
*USA Today (freshman)*



Cole Schneider played in all 13 games as a redshirt freshman for the Knights in 2018, starting nine on the offensive line. He helped lead a UCF rushing attack that set new school records of 3,448 rushing yards, 265.2 rushing yards per game, 43 rushing touchdowns and 5.8 yards per carry.

### SHAQUEM GRIFFIN

Linebacker – 2017  
*Phil Steele, AFCA*



The linebacker finished out his outstanding career with his second of back-to-back impressive campaigns at UCF, earning Second Team All-America honors from the AFCA and Fourth Team accolades from Phil Steele. Griffin, who led the Knights with 13.5 tackles-for-loss and 7.0 sacks, was also a unanimous First Team All-Conference selection and the 2016 American Athletic Conference Defensive Player of the Year. Griffin was named the Jason Witten Collegiate Man of the Year, earned the Senior CLASS Award and collected the Uplifting Athletes Rare Disease Champion Award.

### MIKE HUGHES

Return Specialist – 2017  
*FWAA, Phil Steele, CBS Sports*



In just one season with the Knights, Mike Hughes made an impact. The defensive back and return specialist was named Second Team All-America by the FWAA, Phil Steele and CBS Sports. He was a First Team All-Conference selection as a defensive back and a second team honoree as a returner. Hughes finished the year with 49 tackles and led the Knights with 11 pass break-ups and four interceptions. He became the only UCF player to return an interception, a kickoff and a punt for a touchdown in a career, and he did it in one season.

### MCKENZIE MILTON

Quarterback – 2017  
*Phil Steele*



McKenzie Milton enjoyed one of the best seasons in UCF history in 2017, earning Fourth Team All-America honors from Phil Steele after setting or tying 14 single-season and single-game program records. Milton was named First Team All-Conference, The American Offensive Player of the Year and the Archie Griffin National Player of the Year. Milton was second in the nation in passing efficiency (179.3) and was in the Top 10 in 10 different categories. Finishing eighth in the Heisman voting, Milton was also a finalist for the Manning National Quarterback of the Year Award.

### TRE'QUAN SMITH

Wide Receiver – 2017  
*Phil Steele*



Following yet another impressive performance on the field, Tre'Quan Smith earned Fourth Team All-America honors from Phil Steele as a redshirt junior in 2017. Smith, a former Freshman of the Year in The American, earned Second Team All-Conference honors after hauling in 59 catches for 1,171 yards and 13 touchdowns.



### JACOBY GLENN

Defensive Back – 2014  
*Associated Press, Phil Steele*



Selected to the prestigious AP All-America Team in 2014, Jacoby Glenn was named to the second team thanks to seven interceptions, 11 break-ups and 48 tackles. He also was on Phil Steele's All-America Fourth Team, and was the AAC Co-Defensive Player of the Year.

### CHAVIS DICKEY


Offensive Lineman – 2014  
*CollegeFootballNews.com (freshman)*



Chavis Dickey became UCF's first true freshman to start on the o-line since 2006, starting 12 games at RT. He went on to earn *CollegeFootballNews.com* Freshman All-America honorable mention status.

### BLAKE BORTLES


Quarterback – 2013  
*Sports Illustrated*



UCF's first quarterback since Daunte Culpepper to be on an All-America list, Blake Bortles received honorable mention status from *Sports Illustrated*. The hometown kid from Oviedo led the Knights to a 12-1 record, a No. 10 ranking and a victory in the Fiesta Bowl. Bortles went 259-for-382 with 25 touchdowns.

### JACOBY GLENN

Defensive Back – 2013  
*FWAA (freshman), CollegeFootballNews.com (freshman)*



Tying for second in school history with 15 break-ups, Jacoby Glenn was named to the FWAA freshman squad and as a *CollegeFootballNews.com* freshman honorable mention choice. He also posted 52 tackles, two sacks and two picks.

### SHAWN MOFFITT


Placekicker – 2013  
*Sports Illustrated*



Shawn Moffitt received honorable mention All-American status from *Sports Illustrated* after setting the school mark with 21 field goals and a 91.3 percentage (21-for-23). The Lou Groza Award semifinalist led the team with 112 points and was 49-for-49 in extra points.

### TERRANCE PLUMMER


Linebacker – 2013  
*Sports Illustrated*



Middle linebacker Terrance Plummer was a *Sports Illustrated* Honorable Mention All-American in 2013, pacing UCF with 110 tackles. The Tostitos Fiesta Bowl Defensive MVP hauled in two interceptions while collecting 8.5 tackles for loss.

### WILLIAM STANBACK


Running Back – 2013  
*CollegeFootballNews.com (freshman)*



As a true freshman, William Stanback was an honorable mention freshman choice by *CollegeFootballNews.com*. Ran for 443 yards on 105 carries with six touchdowns, and also had 15 receptions for 186 yards and a score.

### QUINCY MCDUFFIE


Kick Returner – 2012  
*Sports Illustrated*



Selected as *Sports Illustrated's* First-Team All-American kick returner, Quincy McDuffie also was the C-USA Special Teams Player of the Year. He led the nation with a 34.24 average, which set the UCF single-season record as well. McDuffie tied the school mark with three TDs, highlighted by matching an NCAA record with two in one game.

### J.J. WORTON

Wide Receiver – 2011  
*CollegeFootballNews.com (freshman)*



J.J. Worton completed 2011 as one of the top freshman WRs in UCF history. Earning *CollegeFootballNews.com* Freshman All-America Honorable Mention status, he set a then-UCF freshman record with 41 receptions and racked up a team-high 531 yards with four scores.

### JEFF GODFREY

Quarterback – 2010  
*CollegeFootballNews.com (freshman), Phil Steele (freshman)*



The Conference USA Freshman of the Year guided the Knights to the C-USA title and an AutoZone Liberty Bowl victory over Georgia. Godfrey paced all freshmen quarterbacks by completing 66.8 percent of his passes, while also ranking second with a 154.31 efficiency rating and 10 rushing touchdowns. He threw for 13 TDs and 2,159 yards. On the ground, he racked up 566 yards to set a UCF QB single-season record.

### QUINCY MCDUFFIE

Kick Returner – 2010  
*CBS Sports, Rivals.com*



In 2010, McDuffie earned CBS Sports and Rivals.com All-America Second Team honors, as well as a spot on the All-Conference USA First Team, after ranking second nationally in kickoff returns at 32.19 yards per return. He concluded the year with 869 return yards and two touchdowns.

### JOSH ROBINSON

Defensive Back – 2009  
*CollegeFootballNews.com (freshman), FWAA (freshman), Phil Steele (freshman), The Sporting News (freshman)*



Josh Robinson set a UCF record with six interceptions as a freshman, leading all true freshmen nationally and tying for the most of any freshman. His 14 passes defended made him the only true freshman in the NCAA's top 100.

### JOE BURNETT

Kick/Punt Returner – 2008  
*ESPN.com, Sports Illustrated, Walter Camp*



Joe Burnett was the only player in the nation to rank in the top-20 in both kickoff (7th, 28.7) and punt returns (10th, 14.5), and led C-USA in both categories. He had a pair of kickoff return scores and finished 19th in NCAA history in career punt return yards.

### KEVIN SMITH

Tailback – 2007  
*Associated Press, CBSsports.com, Collegefootballnews.com, ESPN.com, FWAA, NFL Digest, Phil Steele's, Rivals.com, The Sporting News, SportsIllustrated.com, Walter Camp*



Kevin Smith's 2007 campaign was one of the finest in NCAA history. The tailback finished his junior year with 2,567 rushing yards and 30 total TDs (29 rushing). His single-season rushing effort was the second-highest in Football Bowl Subdivision history, trailing only Oklahoma State's Barry Sanders (1989). In addition to leading the country in rushing, he paced the nation in scoring (12.86). A consensus All-American, Smith earned first-team honors from nine organizations: Associated Press, CBSsports.com, Collegefootballnews.com, ESPN.com, Football Writers Association of America, *Phil Steele's, The Sporting News, SportsIllustrated.com* and Walter Camp.

### BLAKE CLINGAN

Punter – 2007  
*The Sporting News (freshman)*



After a solid true freshman campaign, Blake Clingan earned freshman All-America honorable mention status from *The Sporting News*. He posted 59 times, averaging 40.7 yards. Clingan landed 14 punts inside the 20. He was the first true freshman to punt in a game for UCF since 1998.

### BRUCE MILLER

Defensive End – 2007  
*The Sporting News (freshman)*



Bruce Miller appeared in all 14 contests for the Knights in 2007 and earned freshman All-America honorable mention honors. As a redshirt freshman, Miller recorded 38 total tackles. He finished the campaign second on the squad with 7.0 sacks for a loss of 53 yards. The defensive end totaled 9.0 tackles for loss (57 yards).

### MICHAEL TORRES

Placekicker – 2007  
*CollegeFootballNews.com*



Michael Torres garnered honorable mention All-America status from *CollegeFootballNews.com* as a senior. Torres made 20-of-24 field goals and connected on 50-of-51 extra points. The 50 extra-points were a UCF single-season record (since been broken). From 40 yards or longer, Torres made 7-of-8 field-goal attempts.

### JOE BURNETT


Defensive Back/PR – 2005  
*CollegeFootballNews.com (freshman), Football Writers Association of America (freshman), Rivals.com (freshman), The Sporting News (freshman)*




Joe Burnett garnered freshman All-America honors from several outlets, including first-team recognition from the Football Writers Association of America. As a punt returner, he ranked sixth nationally and led C-USA, averaging 16.5 yards per return. He returned a pair of punts for touchdowns. On defense, Burnett recorded 63 total tackles and five picks.

### JASON VENSON

Defensive Back – 2005  
*CollegeFootballNews.com (freshman)*




Jason Venson made nine starts as a redshirt freshman in 2005 and was named a third-team freshman All-American by *CollegeFootballNews.com*. Venson led the team with 85 tackles. He also had three interceptions, two forced fumbles and five break-ups. In the Sheraton Hawaii Bowl against Nevada, Venson recorded seven total tackles and a pick.

**MATT PRATER**



Punter – 2003  
*Sports Illustrated.com*

After serving as UCF's placekicker the previous year, Matt Prater added punting to his duties in 2003 and earned Sports Illustrated.com All-America honorable mention recognition. The sophomore led the nation and set a new UCF and MAC record with a 47.9 yards per punt average. In UCF's opener at Virginia Tech, Prater punted six times for 334 yards. His 55.7 punt average set a school record.

**MATT PRATER**


Placekicker – 2002  
*The Sporting News (freshman)*

Matt Prater garnered freshman All-America honors from *The Sporting News* as a true freshman in 2002. He made 14-of-21 field-goal attempts on the year. In his first collegiate game, Prater hit three field goals at Penn State. He connected on a season-high 53-yard kick against the Nittany Lions. Prater also made 44-of-47 extra-point attempts and finished the season with 86 points, which ranked ninth in the Mid-American Conference.

**OMAR LAURENCE**


Defensive Back – 2002  
*The Sporting News (freshman)*

After appearing in nine contests as a redshirt freshman, Omar Laurence received honorable mention status when *The Sporting News* announced its freshman All-America squads. Laurence was sixth on the Knights with 56 tackles. He recorded 44 solo stops. During the season, Laurence also registered six break-ups during the campaign.

**STEVE EDWARDS**


Offensive Lineman – 2001  
*Football News*

Steve Edwards had a strong senior campaign in 2001 and was an honorable mention All-America pick by *Football News*. Edwards helped UCF rank eighth nationally in passing offense, averaging 308.3 yards through the air per contest. The Knights were also 40th in total offense (408.82 yards per game) and 31st in scoring offense.

**RASHAD JEANTY**



Defensive End – 2001  
*Football News (freshman),  
The Sporting News (freshman)*

As a true freshman, Rashad Jeanty made a quick impact and earned second-team freshman All-America honors from *Football News* and third-team freshman recognition from *The Sporting News*. Jeanty played in 10 games, making three starts. He finished the season with 58 total tackles. Jeanty had eight tackles behind the line of scrimmage and four sacks for a loss of 14 yards.

**ALEX HAYNES**


Tailback – 2001  
*The Sporting News (freshman)*

In only nine contests as a redshirt freshman, Alex Haynes was named a fourth-team freshman All-America pick by *The Sporting News*. Haynes carried the ball 140 times and rushed for 690 yards with nine touchdowns. He rushed for more than 100 yards in four games and scored a school-record four TDs against Tulane.

**ELTON PATTERSON**


Defensive End – 2001  
*Football News*

As a junior, Elton Patterson finished the year with 85 tackles and was an honorable mention All-America pick by *Football News*. Patterson had 9.0 sacks for 47 yards lost and totaled 21 tackles for loss. He tied for sixth nationally with five forced fumbles. Patterson also registered 25 quarterback hurries and broke up a pair of pass plays.

**DAUNTE CULPEPPER**


Quarterback – 1998  
*Football News, NFL Draft  
Report, Playboy, The Sports Network*

A spectacular senior season helped Daunte Culpepper garner first-team All-America honors from the *NFL Draft Report* and *The Sports Network* and honorable mention recognition from *Football News* and *Playboy*. Culpepper completed a school-record 296 passes for 3,690 yards with 28 scores. He recorded seven 300-yard passing games for the Knights and set a school record with a .017 interception-to-attempt ratio.

**DAUNTE CULPEPPER**


Quarterback – 1997  
*Football News, NFL Draft Report*

As a junior in 1995, Daunte Culpepper garnered All-America first team status from the *NFL Draft Report* and honorable mention honors from *Football News*. He finished fourth in the nation in total offense with an average of 320 yards per game. Culpepper also ranked 15th nationally in passing efficiency (146.91). During the course of the season, he set 15 school records. He passed for 3,086 yards with 25 scores. Additionally, he rushed 136 times for 438 yards with five scores.

**DAUNTE CULPEPPER**



Quarterback – 1995  
*Poor Man's Guide to the NFL Draft*

Following his freshman campaign, Daunte Culpepper was a third team All-America pick by the *Poor Man's Guide to the NFL Draft*. In 1995, he completed 168-of-294 passes for 2,071 yards and 12 touchdowns. He concluded the campaign 28th nationally in passing efficiency (122.9). Culpepper also rushed for five touchdowns.

**MARQUETTE SMITH**


Tailback – 1995  
*Football Gazette*

Marquette Smith had an incredible 1995 as he earned second team All-America honors from the *Football Gazette*. During the year, he rushed for a then school-record 1,511 yards on 274 carries. Smith had nine 100-yard rushing performances in 1995 and found the end zone 14 times.

**TODD CLEVELAND**


Kick Returner – 1994  
*The Sports Network*

As a senior in 1994, Todd Cleveland was one of the nation's top kick returners and as a result, earned All-America second team honors from *The Sports Network*. Cleveland was third in the country, averaging 31.73 yards per return. He returned three kicks for touchdowns, including a 100-yard return against Bethune-Cookman. Cleveland also had a 99-yard return for a score versus Buffalo.

**TRAVIS COOPER**

Linebacker – 1994  
*The Sports Network*

After leading the team with 109 tackles, Travis Cooper was an honorable mention All-America pick by *The Sports Network* in 1994. He was the lone UCF player to record more than 100 tackles. The senior posted a team-high 66 solo stops. Cooper had seven tackles for loss (20 yards) and three break-ups.

**GREG JEFFERSON**


Defensive End – 1994  
*The Sports Network*

Greg Jefferson garnered honorable mention All-America status from *The Sports Network* as a senior. During the 1994 campaign, he totaled 45 tackles. He paced the team with 8.0 sacks for 29 yards. Jefferson also forced a fumble.

**CHARLIE PIERCE**


Placekicker – 1994  
*The Sports Network*

As a sophomore in 1994, Charlie Pierce was named to *The Sports Network's* All-America First Team. He connected on 14-of-16 field goal attempts. Pierce made 11-straight field goals to conclude the year. Pierce made 47-of-47 extra-point attempts and paced the team with 89 points.

**DAVID RHODES**


Wide Receiver – 1994  
*The Sports Network*

David Rhodes had a strong senior season in 1994, garnering honorable mention All-America honors from *The Sports Network*. Rhodes registered 62 receptions for 1,075 yards with 11 touchdowns. He ranked 13th nationally in yards per game at 97.73. The wideout also was 24th in the country in receptions per game (5.64).

**DAVID RHODES**


Wide Receiver – 1993  
*Associated Press, Football News, The  
Sports Network,  
Walter Camp*

After a record-breaking junior campaign, David Rhodes was a first team All-America selection by the Associated Press. He also earned second team honors from *Football News*, *The Sports Network* and *Walter Camp*. In 1993, Rhodes set school records for receptions (90) and touchdowns (15). He tallied 1,379 yards. Rhodes finished third nationally in receptions per game (7.09) and fourth in yards per game (105.36).

**BOBBY SPITULSKI**


Linebacker – 1991  
*Associated Press*

Bobby Spitulski was an Associated Press All-America Third Team pick in 1991. The linebacker appeared in nine games and ranked fourth at UCF with 67 tackles. Spitulski posted 5.0 sacks for 31 yards and paced the squad with 8.0 tackles for loss. He also tied for first on the team with four picks.

**STEVE SPEARS**


Defensive Lineman – 1988  
*Football Gazette*

Steve Spears was one of two Knights tabbed by the *Football Gazette* as an All-America pick in 1988. Spears was an honorable mention selection. As a senior, Spears recorded 84 total tackles. He posted four tackles for a loss and had one sack. Spears also recorded four fumble recoveries during the year.



### DAVE UNDERWOOD

Offensive Lineman - 1988  
*Football Gazette*



Offensive tackle Dave Underwood was a *Football Gazette* All-America Second Team selection as a senior. He helped the Knights total 219 first downs in 1988, compared to 197 for their opponents. UCF averaged 292.2 passing yards that year.

### MIKE COAD

Linebacker - 1987  
*Football News*



Mike Coad had a strong senior campaign for the Knights in 1988. He was a *Football News* All-America Second Team pick. He recorded 154 tackles, which ranked second on the squad. Coad tallied 2.5 sacks and a pick. He also added three pass break-ups.

### BERNARD FORD

Wide Receiver - 1987  
*Associated Press, Football News, Kodak*



Bernard Ford earned first team All-America honors from *Football News* and Kodak as a senior in 1988. He also garnered second-team recognition from the Associated Press. In 11 contests, Ford totaled 68 receptions for 1,108 yards and 12 touchdowns. He also ran the ball 12 times for 95 yards.

### EDDIE O'BRIEN

Placekicker - 1987  
*Associated Press, Football News, Kodak*



A senior in 1987, Eddie O'Brien was named to the *Football News* All-America First Team. He also received second team honors from the Associated Press and Kodak. That year, O'Brien led the Knights with 97 points. He made 20-of-30 field goal attempts.

### DARIN SLACK

Quarterback - 1987  
*Football News*



Darin Slack was named to the 1987 *Football News* All-America Second Team as a senior. He guided UCF to a 9-4 mark as the team advanced to the second round of the D-II playoffs. Slack completed 256-of-486 attempts for 3,457 yards. He concluded the season with 28 touchdown tosses.

### WYATT BOGAN

Linebacker - 1986  
*Football News*

In 1986, Wyatt Bogan was a *Football News* All-America First Team pick. He paced the team with 143 tackles, including 58 unassisted stops. Bogan recorded four sacks as a junior. He also registered three pass break-ups.

### DAN BURKE

Offensive Line - 1981  
*Associated Press*



As a junior in 1981, Dan Burke garnered honorable mention All-America recognition from the Associated Press. He played center and tackle during the year for the Knights.

### BILL GIOVANETTI

Linebacker - 1981  
*Associated Press*



Bill Giovanetti was one of three All-America honorable mention picks from UCF in 1981. The junior linebacker ranked second on the squad with 116 total tackles. Giovanetti paced the Knights with four interceptions during the season.

### EDDIE JAMES

Linebacker - 1981  
*Associated Press*

Eddie James earned honorable mention All-America honors from the Associated Press in 1981. He led the Knights with 116 total tackles. He also paced the squad with 56 solo stops. James recorded three tackles for loss and also had a pair of fumble recoveries and two pass break-ups for the Knights.

### SCOTT RYERSON

Placekicker - 1981  
*Associated Press*



After scoring 62 points in 1981, Scott Ryerson was named to the Associated Press All-America Third Team. The junior converted 18-of-29 field goals and made 8-of-12 extra-point attempts.

The 18 field goals were the most among all kickers in Division II and III. Against Savannah State, Ryerson hit a pair of field goals of 50 yards or better, including a 54-yarder.

### TIM KIGGINS

Kick/Punt Returner - 1980  
*Associated Press*

UCF's first All-America selection, Tim Kiggins earned third team honors from the Associated Press in 1980. Kiggins returned 19 kicks for the Knights, averaging 17.6 yards per return. He also averaged 11.8 yards per punt return, which ranked among the top-15 nationally in the statistical category. As a defensive back, Kiggins recorded three interceptions.



**SEAN BECKTON**  
inducted in 2000



Sean Beckton was one of the first football players to be inducted into the UCF Athletics Hall of Fame. Beckton was a standout wide receiver for UCF from 1987-90, setting numerous school records. He finished his career as the school's leader in receptions (196) and career yardage (2,493). Beckton once scored four touchdowns, four different ways in one game in 1990: catching, throwing, rushing and returning a punt.

**SYLVESTER BEMBERY**  
inducted in 2009



Sylvester Bembery was a four-year standout who helped UCF to the NCAA D-II Playoffs as a senior in 1987. He was the team's Lineman of the Year after making 71 tackles on a defense that held opponents to 67 points all season. As a junior in 1986 he helped UCF to its first winning record since 1979. He continued to play for 11 seasons in the Arena Football League where he won two titles and was named No. 7 in a 2006 compilation of the Top 20 players in AFL history. The Tampa Bay Storm retired his number.

**BLAKE BORTLES**  
inducted in 2021



Growing up just down the street from UCF in Oviedo, Blake Bortles became one of the most recognizable UCF athletes. As a member of the Knights from 2010-2014, Bortles led UCF to many historic wins. In his redshirt-junior season in 2013, Bortles led the charge for the Knights to a 12-1 record capping it off with a Fiesta Bowl victory, where Bortles was named MVP. Bortles was also named American Athletic Conference Player of the Year and selected to the first team. Following the 2013 season, Bortles was named an Honorable Mention All-American by SI.com. Historically, Bortles tallied 7,598 passing yards, 56 touchdowns and 19 interceptions. Bortles was selected in the 2014 NFL Draft in the first round with the third pick by the Jacksonville Jaguars, where he played from 2014-2018. His best season with the Jaguars was in 2015 where he threw for 4,428 yards and 35 touchdowns, both season records for Jacksonville. Following his time with Jacksonville, Bortles held stints with the Los Angeles Rams, Denver Broncos and Green Bay Packers.

**DAN BURKE**  
inducted in 2013



The anchor on the offensive line for the first four seasons of the football program, Dan Burke played center and tackle for the Knights from 1979-82. That included starting at center every game his first two seasons. Burke would serve as an AP Honorable Mention All-American in 1981, as well as the Orlando Touchdown Club's Offensive Player of the Year. Following his college career, Burke had stints with the New Jersey Generals and Baltimore Stars of the USFL and the Orlando Predators of the Arena Football League.

**JOE BURNETT**  
inducted in 2022



A record-setting cornerback and punt return specialist, Joe Burnett played an important role in UCF's early years as a member of Conference USA. As a Knight from 2005-08, Burnett holds several career-high marks including interceptions (16), punt return yards (1,304) and punt returns (96). In his tenure, Burnett became an eight-time all-Conference USA selection with four as a punt returner, three as a defensive back and one as a kick returner. In

2005, Burnett was named to Freshman All-American teams for FWAA, Rivals, College Football News and the Sporting News. As a senior, Burnett received first-team All-American nods from ESPN and Sports Illustrated as the only player in the country to rank in the top-20 in kickoff and punt returns. Burnett played a role in guiding UCF to its first two bowl berths in 2005 and 2007 along with its first conference title in 2007. Following his time at UCF, Burnett was selected in the 2009 NFL Draft by the Pittsburgh Steelers with the 168th overall pick in the 5th round. Burnett spent three seasons with the Steelers, and brief stints with the New York Giants and Jacksonville Jaguars in 2011. He spent several years in the Canadian Football League with the Edmonton Eskimos (2011-14), Calgary Stampeders (2015-17) and the Montreal Alouettes (2018).

**DAUNTE CULPEPPER**  
inducted in 2002



The most recognizable player in UCF history, Daunte Culpepper starred for the Knights for four years. Tabbed as the Sammy Baugh Trophy winner (passer of the year in college football), Culpepper was also voted as The Sports Network's National Co-Player of the Year with Texas' Ricky Williams in 1998. As a senior in 1999, he set the NCAA single-season record for completion percentage at 73.6, breaking Steve Young's 15-year old mark (71.3). At the end of his UCF career, Culpepper had surpassed the 10,000-yard passing mark and 1,000-yard rushing mark, a feat only achieved twice before in NCAA history. His four-year totals equaled 12,459 all-purpose yards, good for sixth on the NCAA's all-time total offense list for all divisions. Culpepper, who recorded 108 TDs as a Knight, was selected in the first round of the 1999 NFL Draft by the Minnesota Vikings and was selected as the NFC's starting quarterback in the Pro Bowl in just his second year in the league.

**ELGIN DAVIS**  
inducted in 2010



Davis remains one of the top rushers in UCF history, with 2,064 career rushing yards on 464 carries with 23 touchdowns despite battling several injuries. He burst onto the scene as a freshman in 1983, earning the starting spot and never looked back. Davis was selected by the New England Patriots in the 1987 NFL Draft becoming just UCF's second-ever pick.

**WILLIE ENGLISH**  
inducted in 2003



A workhorse in college, Willie English set rushing records that would last for more than 15 years at UCF. He finished his career as the all-time leader in rushing yards (3,131), career touchdowns (38) and with the most 100-yard rushing games (15). English also set the single-game rushing mark at 242 yards. He helped guide UCF to the NCAA FCS semifinals in 1990. The next season, he set the school's single-season mark with 1,338 yards and 13 scores. Following college, English signed with the Cincinnati Bengals in 1993.

**BERNARD FORD**  
inducted in 2011



Starting at wide receiver from 1985-87, Bernard Ford totaled 111 career receptions for 2,138 yards with 21 scores. He had six career 100-yard games, and as a senior, led the team in receiving on a squad that had its best NCAA Division II season (9-4-0 in 1987) and advanced to the national semifinals. Ford was named to the Kodak and *Football News* All-America First Team as a senior, while also earning AP Little All-America honors. He holds sever-

al school records, including receiving yards in a season (1,180), TD catches in a game (four) and all-purpose yards in a season (1,627). He also blocked five punts, good for second at UCF.

**BILL GIOVANETTI**  
inducted in 2000



In 2000, Bill Giovanetti was one of the first football players inducted into the Hall of Fame. During UCF's inaugural campaign in 1979, he was named one of the starting linebackers at the age of 17. In his four-year career, he started all 37 games he played, and led all Knights in tackles in three of his four years, while setting a school-record for tackles in a game (23). He is second all-time in career tackles (429). In 1981, his junior season, Giovanetti earned All-America honors.

**ALAN GOOCH**  
inducted in 2006



As a player and assistant coach at UCF, Alan Gooch gave 25 years of his time and effort to the UCF football program, beginning in 1983. His most notable accomplishments came after earning the coaching responsibilities for the running backs. Through his 17 seasons coaching the backfield, all 31 backs finished their eligibility and received their degrees. In 1997, one year prior to being named assistant head coach, Gooch was honored as the AFCA's Assistant Coach of the Year. That same year, Gooch received national attention for his mentoring of Dwight Collins, a hearing-impaired rusher, who received Walt Disney's Wide World of Sports Spirit Award in 1997 for being the nation's most courageous athlete.

**FRANCO GRILLA**  
inducted in 2005



Remembered for his time-expiring kick against Youngstown State in the first round of the FCS playoffs on Nov. 24, 1990, Franco Grilla helped UCF overcome the undefeated Penguins, 20-17, in Ohio. He served as the Knights' kicker from 1989-92, setting a school-record with 103 consecutive PATs made. Named to the *Orlando Sentinel's* 25th Anniversary UCF Football Team, he is second in the most PATs made in a season (45) and third in career field goals made (47).

**MIKE GRUTTADOURIA**  
inducted in 2004



During the St. Louis Rams' run for a championship in 2000, Mike Gruttadouria became the first Knight to play a Super Bowl ring. A four-year starting center for UCF from 1991-94, Gruttadouria was named to the *Orlando Sentinel's* 25th Anniversary UCF Football Team. His seven-year NFL career included stints with the Dallas Cowboys and Arizona Cardinals.

**RICK HAMILTON**  
inducted in 2006



As a standout linebacker and a knowledgeable scholar of the game, Rick Hamilton's stellar career did not stop with UCF. A Knight from 1989-92, Hamilton ranks as the school's all-time leader in tackles (443). He also recorded at least 100 tackles in three of his four seasons with UCF, including the second-most single-season total of 149. Following graduation, Hamilton was drafted in the third round of the NFL Draft by the Washington Redskins. He went on to play with the Kansas City Chiefs and New York Jets.

## GREG JEFFERSON inducted in 2011



A star defensive end at UCF from 1991-94, Greg Jefferson finished his career second in sacks with 31, and he had 42 tackles for loss, the seventh-most at UCF. Jefferson finished with 181 tackles, and holds school records for PATs blocked in season and career. He also holds the single-season and career field goals blocked records, having registered three in 1993. Jefferson totaled 15 sacks as a junior, good for second at UCF, and garnered Sports Network All-America honorable mention honors as a senior, and was selected in the third round of the 1995 NFL Draft by Philadelphia.

## SHAWN JEFFERSON inducted in 2002




A wide receiver for UCF from 1988-90, Shawn Jefferson was a part of the team that guided the Knights to the FCS semifinals in 1990. He finished his career with three 100-yard receiving games and ranks seventh in the UCF annals for the longest reception (76-yard touchdown). Jefferson was drafted in 1991 by the Houston Oilers and spent 14 seasons in the NFL, playing with Atlanta, New England, San Diego and Detroit.

## DON JONAS inducted in 2013



Don Jonas served as UCF's first head football coach from 1979-81. His position was as a volunteer before he earned full-time status in 1980. Jonas produced a 14-12-1 record with an 11-6-1 mark at home. He resigned after 1981 to become the director of the UCF Gridiron Club. Before joining UCF, Jonas was selected by Philadelphia in the 1961 NFL Draft. While with the Winnipeg Blue Bombers, he won the 1971 Schendley Award as the CFL's Most Outstanding Player.

## JORGE MAGLUTA inducted in 2011



Jorge Magluta spent time as both an offensive and defensive lineman during his UCF career from 1982-85. He earned a spot on the *Orlando Sentinel's* UCF 25th Anniversary Team at OG. Magluta played on UCF's first team at the Division II level in 1982, and in 1983, helped the Knights post their first win over an FCS opponent as UCF defeated host Austin Peay, 10-7.

## BRANDON MARSHALL inducted in 2019



Brandon Marshall is still among the best ever at the receiver position for UCF, with his name still listed in the Top 10 in numerous statistical categories. He was a fourth-round NFL Draft pick in 2006. He has played 13 seasons in the NFL for the Broncos, Dolphins, Bears, Jets, Giants, Seahawks and Saints. He is a six-time Pro Bowl selection an All-Pro in 2015. He led the league in receiving touchdowns in 2015 with the Jets. Marshall was so valuable to his team at UCF, he played both offense and defense in 2004.

## MANNY MESSEGUER inducted in 2011



Manny Messeguer has missed only a few games in UCF football history, and currently serves as an assistant to head coach George O'Leary. In 1982, he became a UCF Athletics donor leader and has since served the program in numerous capacities, including as a radio network sideline reporter and a personal pilot for former head coach Gene McDowell. Messeguer spent 18 years as GM/VP of Tropical Ford, and served as a pilot in the U.S. Air Force

during the Vietnam era and remains instrument rated as a private pilot.

## LATAVIUS MURRAY inducted in 2022



Latavius Murray became of the feature running backs in UCF history during his time in a Knights uniform from 2008-12. In his UCF career, Murray accumulated 453 carries, 2,424 rushing yards, 44 total touchdowns including 37 rushing. On the receiving front, Murray caught 50 passes, 524 yards and six touchdowns. In 2010, Murray helped lead the Knights to a Conference USA title. Following his MVP performance, Murray helped lead the Knights to its first bowl win in school history over Georgia in the Liberty bowl rushing for 104 yards and scoring the game winning touchdown. In 2012, Murray received a First-team All-Conference USA nomination. Following his time at UCF, Murray was taken in the sixth round of the 2013 NFL Draft by the Oakland Raiders where he spent three seasons. During the 2015 season with the Raiders, Murray received a Pro Bowl nomination after rushing for a career-high 1,066 yards on 266 rushes and six touchdowns. Murray also marked a career-high 41 receptions with 232 yards. Following his tenure with the Raiders, Murray spent time with the Minnesota Vikings (2017-18), New Orleans Saints (2019-20, 22), Denver Broncos (2022). In his career so far, he has rushed for 6,252 yards on 1,481 carries while collecting 55 touchdowns. He is currently signed to the Buffalo Bills.

## ED O'BRIEN inducted in 2008



One of UCF's most decorated kickers, Ed O'Brien was named a Kodak and *Football News* First Team All-America player in 1987, and also earned AP All-America Second Team honors that year. A record-holder for the longest field goal made (55 yards) at UCF, O'Brien was the first to hit four field goals in a game and the first to make nine extra points in a contest. His 50 career field goals are second all-time, while his 77 field goal attempts rank first. In 2004, he earned honorable mention recognition on the *Orlando Sentinel's* 25th Anniversary UCF Football Team.

## GEORGE O'LEARY inducted in 2019



O'Leary coached the Knights from 2004-2015, putting the program on the map with important victories and highly-successful seasons. O'Leary guided the Knights to a 12-1 record in 2013, which was then a program-record for victories in a season. That year was capped off with a 52-42 victory over Baylor in the Fiesta Bowl and a No. 10-ranking in the Associated Press poll, which was then the highest ranking the Knights had ever attained. O'Leary was responsible for UCF's first-ever bowl game, first-ever bowl win and its first four conference championships. He also oversaw the modernization of UCF's Football Facilities, including the addition of Nicholson Fieldhouse and (then) Bright House Networks Stadium.

## MICHAEL O'SHAUGHNESSY inducted in 2010



Michael O'Shaughnessy was an original UCF football team member and racked up 22 career sacks. He established a school record for sacks in a game with five against Emory & Henry during 1979, and was the team's Most Spirited Player in 1980 as voted on by his teammates. He continued serving UCF as an assistant offense line coach in 1981, was the founder and first President of the UCF Letterman's K Club, a member of the Knights Booster Board of Directors and was a radio sideline reporter from 1990-94. He also was a member of the baseball team in 1979. After college, he competed in the Iron Man Triathlon, was a two-time and current

Guinness World holder in the sport of paddle boarding and received the Alumnus of the Decade Award at UCF's 40th anniversary celebration.

## DAVID RHODES inducted in 2003



One of the best wide receivers to come through UCF, David Rhodes capped off his record-breaking career with back-to-back All-America honors in 1993 and 1994. Rhodes is the only Knight to record three seasons with at least 1,000-yards receiving and ranks first in career TDs with 29. He finished as the Knights' all-time leader in receptions (213), receiving yardage (3,618) and 100-yard receiving games (16). Following his time with the Knights, he signed with the NFL's Cincinnati Bengals and later played in NFL Europe.

## DARRELL RUDD inducted in 2008



One of the most consistently dominating defensive linemen in Knights history, Darrell Rudd claimed record after record during his time at UCF. He holds six school records, and shares one, all of which have gone unmatched from when they were originally set. The records include most tackles in a season (150), fumbles recovered in a game (3), season (6) and career (11). Rudd recorded a record 19.5 sacks in 1984 and had 31.5 in his career. He earned an honorable mention spot on *Orlando Sentinel's* 25th Anniversary UCF Football Team.

## SCOTT RYERSON inducted in 2002



An Orlando product, Scott Ryerson kicked his way into UCF history. At the conclusion of his sophomore season in 1981, he earned All-America honors after leading the team in scoring with 62 points, and connecting on four field goals of 50 yards or longer, a school record. He is tied for the most field goals made in a game (4). Ryerson, who leads all UCF kickers with the seven field goals made of 50 yards or more, later signed a free agent deal with the Atlanta Falcons.

## ASANTE SAMUEL inducted in 2015



A memorable playmaker from 1999-02, Asante Samuel had 127 tackles, eight interceptions, 38 break-ups, 63 punt returns for 673 yards and 10 kickoff returns for 168 yards. He ranks eighth in career picks, while his 38 break-ups are first at UCF. Samuel also sits among the top punt returners for season return average (12.3 in 2002, #6) and career average (10.7, #6). He was a 2002 All-MAC First-Team selection, and as a junior in 2001 was an All-Independent First-Team selection by *Football News*. After UCF, Samuel was drafted by the New England Patriots in the fourth round in 2003 and went on to become a three-time Super Bowl champion, and a four-time Pro Bowl selection in 11 NFL seasons. He holds the NFL Postseason record with four interceptions returned for a touchdown and 227 interception return yards.

## JOSH SITTON inducted in 2021



Josh Sitton anchored the Knights offensive line from 2004-2007 starting 43 games in that timespan. With UCF, Sitton played three positions in his tenure at both guard positions and right tackle. In 2007, Sitton was named first-team all-Conference USA, aiding running back Kevin Smith's record 2,567 rushing yard season. The Knights finished the season 10-4, winning UCF's first all-time league title. Following his time at UCF, Sitton was drafted by the Green Bay Packers in the fourth round of the 2008 NFL Draft. In the Packers Super Bowl XLV winning



season, Sitton started all 20 games. As a member of the Packers, Sitton was named first-team All-Pro in 2014 and second team All-Pro in 2013 and 2015. He also earned Pro Bowl nods in 2012, 2014 and 2015 with Green Bay. Following his time in Green Bay, Sitton signed with the Chicago Bears in 2016, where he earned another Pro Bowl selection. Sitton spent two seasons with the Bears before closing out his NFL career with the Miami Dolphins in 2018. Overall, Sitton started 142 games of the 148 he played.

### **KEVIN SMITH** inducted in 2019



Smith was a consensus All-America choice in 2007. He rushed for 2,567 yards and 29 touchdowns during his senior season, when Smith was the Conference USA Player of the Year and a First Team All-CUSA selection. He also finished eighth in Heisman Trophy voting following his final season as a Knight. His 2,567 yards were second-most ever at the time. Smith was a third-round pick in the NFL Draft and played five seasons with the Lions. After spending three seasons on the UCF Football staff (2015-17), Smith was named running backs coach at Florida Atlantic University.

### **MARQUETTE SMITH** inducted in 2005



One of only two rushers at UCF to rush for more than 1,000 yards in back-to-back seasons, local product Marquette Smith set a then single-season school-record for rushing yards (1,511) and touchdowns (14) in 1995. Following that year, he earned second-team All-America honors. Despite having played just two seasons with the Knights, Smith is fourth all-time in career rushing yards with 2,569. His career did not come to a halt when he left UCF, as Carolina selected him in the fifth round of the 1996 NFL Draft.

### **BOB SPITULSKI** inducted in 2009



Bob Spitulski dominated at outside linebacker during his four-year UCF career and ultimately was drafted in the third round by Seattle. Spitulski still ranks highly on several UCF career defensive record charts and retains the school's benchmark with seven tackles-for-loss in a single game (vs. Savannah State, Nov. 2, 1991). He led the team in sacks in three of his four seasons and went on to earn third-team All-America honors by the AP in 1991 as a senior. He also helped UCF to the 1990 FCS semifinals.