



RECORD BOOK

2024 UCF Football



BIG 12 CONFERENCE



TEAM RECORDS

Single Game

Most Rushing Attempts

UCF 64 Gardner-Webb, 9/5/92
Bethune-Cookman, 11/4/95
Both Teams 115 Navy, 11/10/18
Opponent 79 VMI, 9/25/82

Most Net Yards Rushing

UCF 461 Gardner-Webb, 9/5/92
Both Teams 674 Navy, 11/10/18
Opponent 495 Carson-Newman, 11/6/82

Highest Average Per Rush

UCF 8.5 Kent State, 9/1/23
Opponent 8.9 Memphis, 12/1/18

Most Touchdowns Rushing

UCF 8 Charleston Southern, 9/3/11
Both Teams 10 VMI, 9/25/82
Opponent 10 Memphis, 12/1/18
Opponent 10 VMI, 9/25/82

Single Season

Most Rushing Attempts

UCF 670 2007
Opponent 576 2016

Most Rushing Yards

UCF 3,448 2018
Opponent 2,890 2018

Most Rushing Yards Per Game

UCF 265.2 2018
Opponent 231.3 1985

Most Rushing Touchdowns

UCF 43 2018
Opponent 30 1984, '85

Highest Average Yards Per Rush

UCF 5.8 2018
Opponent 4.9 1988, 2005, 2023

Fewest Rushing Attempts

UCF 283 1979
Opponent 347 2011

Fewest Rushing Yards

UCF 334 1982
Opponent 1,076 2009

Fewest Rushing Yards Per Game

UCF 33.4 1982
Opponent 82.8 2009

Fewest Rushing Touchdowns

UCF 4 2015
Opponent 9 1981, '89, '10, '11

Lowest Average Yards Per Rush

UCF 1.2 1982
Opponent 2.6 2009

INDIVIDUAL RECORDS

RUSHING ATTEMPTS

Game

1. Kevin Smith 46 11/24/07
2. Kevin Smith 43 10/28/07
3. Brynn Harvey 42 10/3/09
4. Kevin Smith 41 11/10/07
5. Marquette Smith 39 11/4/95
Kevin Smith 39 12/1/07
7. Isaiah Bowser 35 12/23/21
Marquette Smith 35 10/7/95
Kevin Smith 35 9/1/07
Kevin Smith 35 12/29/07
Brynn Harvey 35 11/14/09

Season

1. Kevin Smith *450 2007
2. Marquette Smith 274 1995
3. Brynn Harvey 261 2009
4. Kevin Smith 249 2005
5. Willie English 236 1991
6. RJ Harvey 226 2023
7. Alex Haynes 215 2004
8. Storm Johnson 213 2013
9. Kevin Smith 206 2006
10. Alex Haynes 204 2002

* NCAA FBS Record

Career

1. Kevin Smith 905 2005-07
2. Alex Haynes 742 2001-04
3. Willie English 606 1989-91, '93
4. Brynn Harvey 571 2008-12
5. Elgin Davis 485 1983-86
6. Marquette Smith 468 1994-95
7. Daunte Culpepper 456 1995-98
8. Latavius Murray 453 2008, '10-12
9. Mark Giaccone 452 1987, '89-90
10. Adrian Killins Jr. 406 2016-19
Greg McCrae 406 2017-20

RUSHING YARDS BY A QUARTERBACK

Game

1. John Rhys Plumlee 176 11/12/22
2. John Rhys Plumlee 133 11/26/22
3. Vic Penn 122 11/13/99
4. John Rhys Plumlee 121 9/17/22
5. Darriel Mack Jr. 120 10/20/18
6. McKenzie Milton 116 1/1/18
7. Jeff Godfrey 105 11/5/10
8. John Rhys Plumlee 100 9/24/22
John Rhys Plumlee 100 9/1/22
10. Jeff Godfrey 99 9/25/10

Season

1. John Rhys Plumlee 862 2022
2. McKenzie Milton 613 2017
3. Jeff Godfrey 566 2010
4. John Rhys Plumlee 505 2023
5. Daunte Culpepper 463 1998

Career

1. John Rhys Plumlee 1,367 2022-23
2. McKenzie Milton 1,078 2016-18
3. Daunte Culpepper 1,020 1995-98
4. Jeff Godfrey 971 2010-11

RUSHING YARDS

Game

1. Kevin Smith 320 11/10/07
2. Kevin Smith 284 12/1/07
3. Willie English 242 10/5/91
4. Latavius Murray 233 1/25/11
5. Marquette Smith 225 10/28/95
6. Kevin Smith 223 9/29/07
7. Brynn Harvey 219 0/3/09
Kevin Smith 219 11/24/07
9. Kevin Smith 217 9/1/07
10. RJ Harvey 206 11/11/23
Greg McCrae 206 12/1/18

Season

1. Kevin Smith *2,567 2007
2. Marquette Smith 1,511 1995
3. RJ Harvey 1,416 2023
4. Willie English 1,338 1991
5. Greg McCrae 1,182 2018
6. Kevin Smith 1,178 2005
7. Gerod Davis 1,154 1992
8. Storm Johnson 1,139 2013
9. Brynn Harvey 1,109 2009
10. Latavius Murray 1,106 2012

* Third-highest in FBS history

Career

1. Kevin Smith 4,679 2005-07
2. Alex Haynes 3,359 2001-04
3. Willie English 3,131 1989-93
4. RJ Harvey 2,663 2020-pres.
5. Greg McCrae 2,620 2017-20
6. Marquette Smith 2,569 1994-95
7. Adrian Killins Jr. 2,459 2016-19
8. Brynn Harvey 2,451 2008-12
9. Latavius Murray 2,424 2008-12
10. Otis Anderson 2,182 2017-20

LONGEST RUN FROM SCRIMMAGE

1. Adrian Killins Jr. 96 (TD) 9/30/17
2. RJ Harvey 92 (TD) 11/11/23
3. Kevin Smith 87 (TD) 11/3/07
Adrian Killins Jr. 87 (TD) 9/10/16
5. Latavius Murray 83 (TD) 10/20/12
6. Kevin Smith 80 (TD) 9/1/07
Kevin Smith 80 (TD) 11/17/07
8. Johnny Richardson 79 (TD) 9/30/23
Elgin Davis 79 (TD) 11/15/86
Adrian Killins Jr. 79 (TD) 10/21/17

LONGEST RUN FROM SCRIMMAGE BY A QB

1. Daunte Culpepper 75 (TD) 10/4/97
2. Darriel Mack Jr. 70 (TD) 8/30/18
3. John Rhys Plumlee 67 (TD) 11/12/22
3. McKenzie Milton 63 (TD) 10/15/16
4. Vic Penn 61 11/13/99

AVERAGE YARDS PER CARRY

Game (minimum 10 carries)

1. Latavius Murray 13.27 (11/146) 11/20/10
2. Otis Anderson 12.06 (17/205) 10/26/19
3. Greg McCrae 11.75 (16/188) 11/1/18
4. Greg McCrae 11.31 (16/181) 11/23/18
5. Latavius Murray 11.10 (21/233) 11/25/11
6. Vic Penn 11.09 (11/122) 11/13/99
7. Otis Anderson 10.63 (16/170) 10/31/20
8. Johnny Richardson 10.50 (14/147) 11/20/21
Richard Blake 10.50 (18/189) 9/5/92
10. Adrian Killins Jr. 10.36 (14/145) 11/4/17

Season (minimum 100 attempts)

1. Greg McCrae 8.89 (133/1,182) 2018
2. Johnny Richardson 7.00 (104/733) 2021
3. RJ Harvey 6.70 (118/796) 2022
4. Adrian Killins Jr. 6.48 (122/790) 2017
5. Gerod Davis 6.44 (183/1,179) 1992
6. Otis Anderson 6.42 (113/726) 2019
7. RJ Harvey 6.26 (226/1,416) 2023
8. Aaron Sam 6.00 (108/648) 1986
9. Latavius Murray 5.74 (111/637) 2010
10. Kevin Smith 5.70 (450/2,567) 2007

Career (minimum 2 years, 200 attempts)

1. Johnny Richardson 6.80 (256/1,741) 2020-pres.
2. RJ Harvey 6.55 (406/2,663) 2020-pres.
3. Greg McCrae 6.45 (406/2,620) 2017-20
4. Otis Anderson 6.10 (358/2,182) 2017-20
5. Adrian Killins Jr. 6.06 (406/2,459) 2016-19
6. Marquette Smith 5.49 (468/2,569) 1994-95
7. Gerod Davis 5.46 (396/2,164) 1992-95
8. Latavius Murray 5.35 (453/2,424) 2008-12
Edward Mack 5.35 (205/1,096) 1996-00
10. Aaron Sam 5.28 (317/1,675) 1983-86

RUSHING TOUCHDOWNS

Game

1. RJ Harvey 4 9/7/24
Alex Haynes 4 9/22/01
Kevin Smith 4 11/10/07
Kevin Smith 4 12/1/07
Darriel Mack Jr. 4 12/1/18
Isaiah Bowser 4 9/11/21
5. Aaron Sam 3 11/15/86
Mark Giaccone 3 10/31/87
Willie English 3 11/17/90
Willie English 3 10/05/91
Gerod Davis 3 10/17/92
Marquette Smith 3 10/28/95
Mike Grant 3 9/20/97
Mike Grant 3 10/11/97
Daunte Culpepper 3 10/12/98
Terrance Williams 3 10/13/01
Alex Haynes 3 11/3/01
Kevin Smith 3 12/24/05
Kevin Smith 3 10/28/06
Kevin Smith 3 9/22/07
Kevin Smith 3 9/29/07
Kevin Smith 3 10/20/07
Brynn Harvey 3 11/14/09
Brynn Harvey 3 11/21/09
Ronnie Weaver 3 10/23/10
Latavius Murray 3 10/30/10
Jeff Godfrey 3 9/3/11
Latavius Murray 3 10/27/12
Quincy McDuffie 3 11/24/12
Storm Johnson 3 9/6/13
Storm Johnson 3 1/1/14
Dontravious Wilson 3 9/24/16
McKenzie Milton 3 9/21/18
Greg McCrae 3 11/23/18
Isaiah Bowser 3 10/5/22
John Rhys Plumlee 3 10/13/22
RJ Harvey 3 11/4/23
RJ Harvey 3 11/11/23



Season

| | | |
|----------------------|-----------|-------------|
| 1. Kevin Smith | 29 | 2007 |
| 2. RJ Harvey | 16 | 2023 |
| Isaiah Bowser | 16 | 2022 |
| 4. Latavius Murray | 15 | 2012 |
| 5. Marquette Smith | 14 | 1995 |
| Brynn Harvey | 14 | 2009 |
| Storm Johnson | 14 | 2013 |
| 8. Willie English | 13 | 1991 |
| 9. Mike Grant | 12 | 1997 |
| 10. Daunte Culpepper | 12 | 1998 |

Career

| | | |
|-----------------------|-----------|-------------------|
| 1. Kevin Smith | 45 | 2005-07 |
| 2. Willie English | 38 | 1989-93 |
| 3. Latavius Murray | 37 | 2008-12 |
| 4. RJ Harvey | 29 | 2020-pres. |
| Greg McCrae | 29 | 2017-20 |
| 5. Alex Haynes | 27 | 2001-04 |
| 7. Adrian Killins Jr. | 25 | 2016-19 |
| Isaiah Bowser | 25 | 2021-22 |
| 9. Daunte Culpepper | 24 | 1995-98 |
| 10. Mark Giacone | 22 | 1987-90 |

RUSHING TOUCHDOWNS BY A QB

Game

| | | |
|---------------------|---|----------|
| 1. Darriel Mack Jr. | 4 | 12/1/18 |
| 2. Daunte Culpepper | 3 | 10/12/98 |
| Jeff Godfrey | 3 | 9/3/11 |
| McKenzie Milton | 3 | 9/21/18 |
| John Rhys Plumlee | 3 | 10/13/22 |

Season

| | | |
|----------------------|----|------|
| 1. Daunte Culpepper | 12 | 1998 |
| 2. John Rhys Plumlee | 11 | 2022 |
| 3. Jeff Godfrey | 10 | 2010 |

Career

| | | |
|---------------------|----|----------|
| 1. Daunte Culpepper | 24 | 1995-98 |
| 2. McKenzie Milton | 20 | 2016-18 |
| 3. Jeff Godfrey | 19 | 2010-11* |

* Switched to WR in 2012

MISCELLANEOUS RUSHING RECORDS

When one player rushes for 300 yards
UCF is: 1-0

When one player rushes for 200 yards
UCF is: 13-1

When one player rushes for 150 yards
UCF is: 47-4

When two players rush for 150 yards
UCF is: 1-0

When one player rushes for 100 yards
UCF is: 120-41

When two players rush for 100 yards
UCF is: 8-0

100-Yard Rushing Tandems

| Players | Yards | Att. | Date |
|-------------|-------|------|----------|
| Elgin Davis | 118 | 3 | 11/15/86 |
| Aaron Sam | 117 | 13 | 11/15/86 |

| | | | |
|----------------|-----|----|----------|
| Willie English | 134 | 13 | 11/17/90 |
| Mark Giacone | 122 | 21 | 11/17/90 |

| | | | |
|---------------|-----|----|--------|
| Richard Blake | 189 | 18 | 9/5/92 |
| Gerod Davis | 151 | 18 | 9/5/92 |

| | | | |
|--------------|-----|----|----------|
| Kevin Smith | 113 | 18 | 10/21/05 |
| Jason Peters | 110 | 9 | 10/21/05 |

| | | | |
|--------------|-----|----|---------|
| Kevin Smith | 166 | 26 | 10/4/06 |
| Jason Peters | 108 | 13 | 10/4/06 |

| | | | |
|---------------|-----|----|----------|
| Otis Anderson | 170 | 16 | 10/31/20 |
| Greg McCrae | 107 | 16 | 10/31/20 |

| | | | |
|--------------------|-----|----|----------|
| Greg McCrae | 130 | 25 | 11/27/20 |
| Bentavius Thompson | 110 | 16 | 11/27/20 |

| | | | |
|---------------|-----|----|----------|
| Isaiah Bowser | 155 | 35 | 12/23/21 |
| Ryan O'Keefe | 110 | 4 | 12/23/21 |

100-YARD RUSHING GAMES

Season

| | | |
|----------------------|----------|-------------|
| 1. Kevin Smith | *13 | 2007 |
| 2. Willie English | 9 | 1991 |
| Marquette Smith | 9 | 1995 |
| 4. RJ Harvey | 7 | 2023 |
| Gerod Davis | 7 | 1992 |
| 6. Mark Giacone | 6 | 1990 |
| 7. John Rhys Plumlee | 5 | 2022 |
| Alex Haynes | 5 | 2004 |
| Kevin Smith | 5 | 2005 |
| Brynn Harvey | 5 | 2009 |
| Latavius Murray | 5 | 2012 |
| Storm Johnson | 5 | 2013 |

* NCAA FBS single-season record

Career

| | | |
|---------------------|-----------|-------------------|
| 1. Kevin Smith | 22 | 2005-07 |
| 2. Willie English | 15 | 1989-93 |
| Alex Haynes | 15 | 2001-04 |
| 4. Marquette Smith | 13 | 1994-95 |
| 5. RJ Harvey | 11 | 2020-pres. |
| Greg McCrae | 8 | 2017-20 |
| Mark Giacone | 8 | 1987-90 |
| Latavius Murray | 8 | 2008-12 |
| 8. Elgin Davis | 7 | 1983-86 |
| Gerod Davis | 7 | 1992-95 |
| Brynn Harvey | 7 | 2008-11 |

CONSECUTIVE 100-YARD RUSHING GAMES

| | | |
|---------------------|----------|----------------------------|
| 1. Kevin Smith | 8 | 2007 |
| 2. RJ Harvey | 5 | 2023-2024 (present) |
| RJ Harvey | 5 | 2023 |
| Kevin Smith | 5 | 2007 |
| 4. Marquette Smith | 4 | 1994-95 |
| Latavius Murray | 4 | 2012 |
| 6. Willie English | 3 | 1991 |
| Gerod Davis | 3 | 1992 |
| Gerod Davis | 3 | 1992 |
| Willie English | 3 | 1993 |
| Marquette Smith | 3 | 1995 |
| Alex Haynes | 3 | 2002 |
| Alex Haynes | 3 | 2004 |
| Brynn Harvey | 3 | 2009 |

200-YARD RUSHING GAMES

Season

| | | |
|---------------------|----------|-------------|
| 1. Kevin Smith | 5 | 2007 |
| 2. Marquette Smith | 2 | 1995 |
| 3. RJ Harvey | 1 | 2023 |
| Willie English | 1 | 1991 |
| Kevin Smith | 1 | 2005 |
| Brynn Harvey | 1 | 2009 |
| Latavius Murray | 1 | 2011 |
| Greg McCrae | 1 | 2018 |
| Otis Anderson | 1 | 2019 |

Career

| | | |
|---------------------|----------|-------------------|
| 1. Kevin Smith | 6 | 2005-07 |
| 2. Marquette Smith | 2 | 1994-95 |
| 3. RJ Harvey | 1 | 2020-pres. |
| Willie English | 1 | 1989-93 |
| Brynn Harvey | 1 | 2008-11 |
| Latavius Murray | 1 | 2008-11 |
| Greg McCrae | 1 | 2017-18 |
| Otis Anderson | 1 | 2017-19 |

300-YARD RUSHING GAMES

Season

| | | |
|----------------|---|------|
| 1. Kevin Smith | 1 | 2007 |
|----------------|---|------|

Career

| | | |
|----------------|---|---------|
| 1. Kevin Smith | 1 | 2005-07 |
|----------------|---|---------|

OPPONENT SINGLE GAME

RUSHING RECORDS

Most Rushing Attempts

| | | |
|---------|------------------------------------|---------|
| 43..... | Anthony Sherrell, Eastern Michigan | 11/8/03 |
|---------|------------------------------------|---------|

Most Rushing Yards

| | | |
|----------|-------------------|---------|
| 255..... | Mike Clark, Akron | 9/27/86 |
|----------|-------------------|---------|

Average Gain Per Carry

(minimum 10 carries)

| | | |
|-----------|----------------------------|---------|
| 13.1..... | Darrell Henderson, Memphis | 12/1/18 |
|-----------|----------------------------|---------|

Most Rushing Touchdowns

| | | |
|--------|--------------------------|----------|
| 5..... | Lee Suggs, Virginia Tech | 11/11/00 |
|--------|--------------------------|----------|

Longest Run From Scrimmage

| | | |
|---------|-----------------------------|----------|
| 88..... | Robbie Gardner, Furman (TD) | 11/10/84 |
|---------|-----------------------------|----------|



100-Yard Rushing Games

Table with columns: Player, Yards, Att, Opponent, Date. Lists rushing performances for various players including Kevin Smith, Willie English, and RJ Harvey.

Table with columns: Player, Yards, Att, Opponent, Date. Continues the list of rushing performances from the previous table, including players like Ronnie Weaver, C.J. Jones, and Mark Giacone.





PASSING RECORDS

Team Records

Single Game

Most Passes Attempted

UCF 63 Western Kentucky, 10/12/85
Both Teams 112 Louisiana Tech, 10/23/99
Opponent 70 East Carolina, 10/1/16

Most Passes Completed

UCF 37 Troy, 9/16/89
Opponent 37 Florida Atlantic, 9/13/03
Both Teams 74 Louisiana Tech, 10/23/99
Opponent 47 Louisiana Tech, 10/23/99

Highest Completion Pct. (min. 15 att.)

UCF 903 Austin Peay (28/31), 10/28/17
Opponent 844 Cincinnati (27/32), 10/31/15

Most Net Passing Yards

UCF 601 Memphis, 10/27/20
Both Teams 1,087 Memphis, 10/27/20
Opponent 597 Louisiana Tech, 10/23/99

Highest Passing Yards Per Completion (min. 10 completions)

UCF 24.5 Maine (10/245), 9/3/94
Opponent 26.5 W&M (12/318), 8/29/96

Highest Passing Yards Per Attempt (min. 15 attempts)

UCF 19.7 Cincinnati (19/374), 10/7/17
Opponent 15.5 WKU (23/357), 9/24/94

Most Touchdowns Passing

UCF 7 West Georgia, 10/17/87
Both Teams 11 Memphis, 10/17/20
Opponent 6 Stephen F. Austin, 10/26/85
Opponent 6 Kent State, 10/4/97
Opponent 6 Cincinnati, 10/31/15
Opponent 6 Memphis, 10/17/20

Most Interceptions Thrown

UCF 6 4 times, last Nich. St., 10/17/92
Both 8 3 times, last Yale, 10/2/93
Opponent 5 5 times, last B-CU, 9/12/92

Single Season

Most Pass Attempts

UCF 472 1999
Opponent 480 2012

Most Pass Attempts Per Game

UCF 42.9 1999
Opponent 36.8 2013

Fewest Pass Attempts

UCF 253 1981
Opponent 217 1982

Fewest Pass Attempts Per Game

UCF 21.1 2010
Opponent 21.7 1982

Most Pass Completions

UCF 302 1998
Opponent 288 2012

Most Pass Completions Per Game

UCF 27.5 1998
Opponent 21.6 2009

Fewest Pass Completions

UCF 99 1981
Opponent 100 1989

Fewest Pass Completions Per Game

UCF 9.9 1981
Opponent 10 1989

Highest Completion Pct.

UCF .735 1998
Opponent .654 2003, '15

Lowest Completion Pct.

UCF .391 1981
Opponent .411 1980

Most Passing Yards

UCF 4,313 2017
Opponent 3,481 2009

Most Passing Yards Per Game

UCF 357.4 2020
Opponent 299.2 2020

Fewest Passing Yards

UCF 1,313 1981
Opponent 1,125 1989

Fewest Passing Yards Per Game

UCF 116.2 2008
Opponent 109.4 1980

Highest Avg. Per Attempt

UCF 10.2 2017
Opponent 8.9 2015

Lowest Avg. Per Attempt

UCF 4.5 2008
Opponent 4.7 1987

Highest Avg. Per Completion

UCF 15.7 1992
Opponent 15.7 1982

Lowest Avg. Per Completion

UCF 10.6 2008, '15, '21
Opponent 10.2 2021

Most Interceptions Thrown

UCF 25 1982
Opponent 20 1981, '92

Fewest Interceptions Thrown

UCF 4 2020
Opponent 4 2015

Individual Records

PASS ATTEMPTS

Game

1. Darin Slack 57 10/3/87
2. Vic Penn 55 9/11/99
3. Justin Holman 53 12/26/14
4. Daunte Culpepper 52 10/25/97
Vic Penn 52 11/6/99
Ryan Schneider 52 9/13/03
7. Dillon Gabriel 51 10/3/20
McKenzie Milton 51 11/19/16
Shane Willis 51 10/8/88
Justin Holman 51 10/9/14

Season

1. Vic Penn 455 1999
2. Ryan Schneider 430 2002
3. Darin Slack 420 1987
4. Dillon Gabriel 413 2020
5. Daunte Culpepper 402 1998
6. Blake Bortles 399 2012
7. Shane Willis 398 1988
Dillon Gabriel 398 2019
9. McKenzie Milton 395 2017
10. Justin Holman 392 2014

Career

1. Daunte Culpepper 1,391 1995-98
2. Ryan Schneider 1,354 2000-03
3. Darin Hinshaw 1,112 1991-94
4. McKenzie Milton 1,020 2016-18
5. Darin Slack 974 1984-87
6. Dillon Gabriel 913 2019-21
7. Blake Bortles 891 2011-13
8. Steven Moffett 860 2003-06
9. Dana Thyhsen 775 1982-84
10. Justin Holman 739 2013-16

PASS COMPLETIONS

Game

1. Ryan Schneider 37 9/13/03
2. Daunte Culpepper 36 10/4/98
3. Dillon Gabriel 35 10/17/20
Shane Willis 35 10/8/88
5. Vic Penn 34 9/11/99
6. Dillon Gabriel 32 9/26/20
Darin Slack 32 10/17/87
8. Ryan Schneider 32 8/31/02
9. Darin Slack 31 11/7/87
Daunte Culpepper 31 10/31/98
Ryan Schneider 31 10/12/02

Season

1. Daunte Culpepper 296 1998
2. Ryan Schneider 265 2002
McKenzie Milton 265 2017
4. Vic Penn 262 1999
5. Blake Bortles 259 2013
6. Blake Bortles 251 2012
7. Dillon Gabriel 248 2020
8. Shane Willis 239 1988
9. Daunte Culpepper 238 1997
10. Dillon Gabriel 236 2019

Career

1. Daunte Culpepper 889 1995-98
2. Ryan Schneider 840 2000-03
3. Darin Hinshaw 614 1991-94
4. McKenzie Milton 630 2016-18
5. Blake Bortles 585 2011-13
6. Dillon Gabriel 554 2019-21
7. Steven Moffett 510 2003-06
8. Darin Slack 459 1984-87
9. Justin Holman 395 2013-16
10. Dana Thyhsen 380 1982-84

PASSING YARDAGE

Game

1. Dillon Gabriel 601 10/17/20
2. Ryan Schneider 497 9/13/03
3. McKenzie Milton 494 12/2/17
4. Ryan Schneider 440 11/2/02
5. Daunte Culpepper 438 10/24/98
6. Darin Hinshaw 437 9/11/93
7. Dillon Gabriel 422 10/24/20
8. Daunte Culpepper 421 11/9/96
9. Dillon Gabriel 417 9/19/20
Darin Slack 417 10/17/87

Season

1. McKenzie Milton 4,037 2017
2. Ryan Schneider 3,770 2002
3. Daunte Culpepper 3,690 1998
4. Dillon Gabriel 3,653 2019
5. Blake Bortles 3,581 2013
6. Dillon Gabriel 3,570 2020
7. Daunte Culpepper 3,086 1997
8. Vic Penn 3,078 1999
9. Blake Bortles 3,059 2012
10. Darin Slack 3,054 1987

Career

1. Daunte Culpepper 11,412 1995-98
2. Ryan Schneider 10,976 2000-03
3. Darin Hinshaw 9,000 1991-94
4. McKenzie Milton 8,683 2016-18
5. Dillon Gabriel 8,037 2019-21
6. Blake Bortles 7,598 2011-13
7. Darin Slack 6,302 1984-87
8. Steven Moffett 6,199 2003-06
9. Dana Thyhsen 4,982 1982-84
10. Justin Holman 4,916 2013-16

PASSING YARDAGE BY A FRESHMAN QB

Season

1. (True) Dillon Gabriel 3,653/236 2019
2. (RS) Ryan Schneider 2,334/177 2000
3. (True) Jeff Godfrey 2,159/159 2010
4. (True) Daunte Culpepper 2,071/168 1995

PASS EFFICIENCY

Game

1. McKenzie Milton 336.40 10/7/17
2. Dillon Gabriel 278.15 9/28/19
3. McKenzie Milton 273.52 8/31/17
4. Daunte Culpepper 245.98 10/7/95
5. Jeff Godfrey 245.69 11/27/10
6. Jeff Godfrey 243.66 11/5/10
7. Darin Hinshaw 242.07 11/6/93
8. Daunte Culpepper 241.76 10/24/98
9. Blake Bortles 238.43 10/26/13
10. Ryan Schneider 237.95 11/24/01

Season

1. McKenzie Milton 179.29 2017
2. Daunte Culpepper 170.24 1998
3. Blake Bortles 163.43 2013
4. McKenzie Milton 160.97 2018
5. Dillon Gabriel 156.92 2019
6. Dillon Gabriel 156.29 2020
7. Jeff Godfrey 154.31 2010
8. Blake Bortles 153.88 2011
9. John Rhys Plumlee 150.5 2023
10. Ron Johnson 147.93 1990

Career (minimum two seasons)

1. Dillon Gabriel 156.90 2019-21
2. Blake Bortles 153.76 2011-13
3. McKenzie Milton 152.25 2016-18
4. Jeff Godfrey 148.31 2010-13
5. Daunte Culpepper 146.72 1995-98
6. Ryan Schneider 145.39 2000-03
7. John Rhys Plumlee 141.3 2022-23
8. Darin Hinshaw 138.18 1991-94
9. Steven Moffett 133.68 2003-06
10. Kyle Israel 128.70 2004-07





CONSECUTIVE PASS COMPLETIONS

Table with 2 columns: Player Name, Completions. Rows include Dillon Gabriel (18), Daunte Culpepper (15), McKenzie Milton (15), etc.

300-YARD PASSING GAMES

Table with 2 columns: Player Name, Year. Rows include Dillon Gabriel (7), Daunte Culpepper (7), Ryan Schneider (7), etc.

Career

Table with 2 columns: Player Name, Completions. Rows include Daunte Culpepper (15), Ryan Schneider (15), Dillon Gabriel (13), etc.

400-YARD PASSING GAMES

Table with 2 columns: Player Name, Year. Rows include Dillon Gabriel (4), Daunte Culpepper (2), Ryan Schneider (2), etc.

Career

Table with 2 columns: Player Name, Completions. Rows include Dillon Gabriel (4), Daunte Culpepper (3), Ryan Schneider (3), etc.

SEASONS WITH 3,000 OR MORE PASSING YARDS

Table with 2 columns: Player Name, Year. Rows include Dillon Gabriel (2), Daunte Culpepper (2), Blake Bortles (2), etc.

SEASONS WITH 2,000 OR MORE PASSING YARDS

Table with 2 columns: Player Name, Year. Rows include Daunte Culpepper (4), Darin Hinshaw (3), Ryan Schneider (3), etc.

PASSING TOUCHDOWNS

Table with 2 columns: Player Name, Touchdowns. Rows include Darin Slack (7), Darin Hinshaw (6), Darin Slack (5), etc.

Season

Table with 2 columns: Player Name, Touchdowns. Rows include McKenzie Milton (37), Dillon Gabriel (32), Ryan Schneider (31), etc.

Career

Table with 2 columns: Player Name, Touchdowns. Rows include Daunte Culpepper (84), Ryan Schneider (82), Darin Hinshaw (82), etc.

LONGEST PASS COMPLETIONS

Table with 2 columns: Player Name, Distance (TD). Rows include Dillon Gabriel (93 TD), Blake Bortles (91 TD), Darin Slack (87 TD), etc.

CONSECUTIVE GAMES WITH A TD PASS

Table with 2 columns: Player Name, Games, Date. Rows include Ryan Schneider (28), Dillon Gabriel (26), McKenzie Milton (24), etc.

PASS COMPLETION PERCENTAGE

Table with 2 columns: Player Name, Percentage. Rows include McKenzie Milton (.923), Daunte Culpepper (.875), Kyle Israel (.864), etc.

Season (minimum 100 attempts)

Table with 2 columns: Player Name, Percentage. Rows include Daunte Culpepper (.736), Ryan Schneider (.690), Jeff Godfrey (.690), etc.

Career (minimum 200 attempts)

Table with 2 columns: Player Name, Completions. Rows include Jeff Godfrey (.677), Blake Bortles (.657), Mikey Keene (.656), etc.

PASSING YARDS PER COMPLETION

Table with 2 columns: Player Name, Yards Per Completion. Rows include John Rhys Plumlee (27.2), Dillon Gabriel (25.5), Darin Hinshaw (24.5), etc.

Season (minimum 100 completions)

Table with 2 columns: Player Name, Yards Per Completion. Rows include McKenzie Milton (15.57), Darin Hinshaw (15.56), Dillon Gabriel (15.48), etc.

Career (minimum 200 completions)

Table with 2 columns: Player Name, Yards Per Completion. Rows include Darin Hinshaw (14.7), Dillon Gabriel (14.5), McKenzie Milton (13.8), etc.

PASSING YARDS PER ATTEMPT

Table with 2 columns: Player Name, Yards Per Attempt. Rows include McKenzie Milton (19.7), Dillon Gabriel (17.6), McKenzie Milton (17.1), etc.

Season (minimum 100 attempts)

Table with 2 columns: Player Name, Yards Per Attempt. Rows include Timmy McClain (10.4), McKenzie Milton (10.2), Blake Bortles (9.4), etc.

Career (minimum 2 years, 200 attempts)

Table with 2 columns: Player Name, Yards Per Attempt. Rows include Dillon Gabriel (8.8), Jeff Godfrey (8.6), Blake Bortles (8.5), etc.

MISCELLANEOUS PASSING RECORDS

- When a player passes for 500 yards UCF is: 0-1
- When a player passes for 400 yards UCF is: 15-2
- When a player passes for 350 yards UCF is: 26-12
- When a player passes for 300 yards UCF is: 72-29



INTERCEPTIONS THROWN

Game

| | | |
|-----------------------|---|----------|
| 1. Dana Thyhsen..... | 6 | 10/9/82 |
| Shane Willis..... | 6 | 9/16/89 |
| 3. Dana Thyhsen..... | 5 | 9/15/84 |
| 4. Mike Cullison..... | 4 | 10/27/79 |
| Daunte Culpepper..... | 4 | 11/7/98 |
| Vic Penn..... | 4 | 9/4/99 |
| Vic Penn..... | 4 | 9/16/00 |
| Ryan Schneider..... | 4 | 11/11/00 |
| Brett Hodges..... | 4 | 9/26/09 |
| Justin Holman..... | 4 | 11/1/14 |

Season

| | | |
|------------------------|----|------|
| 1. Darin Slack..... | 18 | 1987 |
| 2. Darin Hinshaw..... | 17 | 1994 |
| 3. Mike Cullison..... | 16 | 1979 |
| Dana Thyhsen..... | 16 | 1984 |
| Darin Hinshaw..... | 16 | 1992 |
| Ryan Schneider..... | 16 | 2002 |
| 7. Mike Cullison..... | 15 | 1980 |
| Daunte Culpepper..... | 15 | 1996 |
| Ryan Schneider..... | 15 | 2003 |
| 10. Justin Holman..... | 14 | 2014 |
| Justin Holman..... | 14 | 2015 |

Career

| | | |
|--------------------------|----|---------|
| 1. Darin Hinshaw..... | 52 | 1991-94 |
| 2. Ryan Schneider..... | 51 | 2000-03 |
| 3. Darin Slack..... | 50 | 1984-87 |
| 4. Daunte Culpepper..... | 42 | 1995-98 |
| 5. Dana Thyhsen..... | 37 | 1982-84 |
| 6. Mike Cullison..... | 31 | 1979-80 |
| 7. Justin Holman..... | 31 | 2013-16 |
| 8. Steven Moffett..... | 26 | 2003-06 |
| 9. Shane Willis..... | 23 | 1988-89 |
| 10. McKenzie Milton..... | 22 | 2016-18 |

INTERCEPTION-TO-ATTEMPT RATIO

Season (minimum 100 attempts)

| | | |
|--------------------------|--------------|------|
| 1. Dillon Gabriel..... | .010 (4/413) | 2020 |
| 2. Daunte Culpepper..... | .017 (7/402) | 1998 |
| 3. Blake Bortles..... | .017 (7/399) | 2012 |
| 4. Dillon Gabriel..... | .017 (7/398) | 2019 |
| 5. McKenzie Milton..... | .021 (6/289) | 2018 |
| 6. McKenzie Milton..... | .021 (7/336) | 2016 |
| 7. Jeff Godfrey..... | .022 (5/232) | 2011 |
| 8. McKenzie Milton..... | .023 (9/395) | 2017 |
| 9. Blake Bortles..... | .024 (9/382) | 2013 |
| 10. Steven Moffett..... | .024 (9/375) | 2005 |

Career (minimum 200 attempts)

| | | |
|---------------------------|-----------------|---------|
| 1. Dillon Gabriel..... | .015 (14/913) | 2019-21 |
| 2. Blake Bortles..... | .021 (19/891) | 2011-13 |
| 3. McKenzie Milton..... | .022 (22/1,020) | 2016-18 |
| 4. John Rhys Plumlee..... | .026 (16/602) | 2022-23 |
| 5. Jeff Godfrey..... | .030 (14/474) | 2010-13 |
| 6. Vic Penn..... | .030 (17/571) | 1999-00 |
| 7. Daunte Culpepper..... | .030 (42/1,391) | 1995-98 |
| 8. Steven Moffett..... | .030 (26/860) | 2003-06 |
| 9. Kyle Israel..... | .032 (17/517) | 2004-07 |
| 10. Ryan Schneider..... | .038 (51/1,354) | 2000-03 |

MOST CONSECUTIVE ATTEMPTS WITHOUT AN INTERCEPTION

| | | |
|------------------------|-----|------------------|
| 1. Blake Bortles..... | 232 | 10/27/12-9/14/13 |
| 2. Dillon Gabriel..... | 228 | 10/3/20-11/21/20 |
| 3. Vic Penn..... | 162 | 10/2/99-11/6/99 |
| 4. Blake Bortles..... | 147 | 9/15/12-10/20/12 |
| Daunte Culpepper..... | 147 | 11/1/97-9/19/98 |

OPPONENT SINGLE GAME

PASSING RECORDS

Most Passes Attempted

64.....Tim Rattay, Louisiana Tech9/5/98

Most Passes Completed

46.....Tim Rattay, Louisiana Tech ..10/23/99

Highest Completion Percentage

(MIN 15 ATT)

1,000.Gunner Kiel, Cincinnati
(15/15).....10/31/15

Most Yards Gained Passing

561...Tim Rattay, Louisiana Tech ..10/23/99

Most Touchdowns Passes Thrown

6.....Todd Whitten, SFA.....10/26/85
6.....Jose Davis, Kent State.....10/4/97
6.....Brady White, Memphis10/17/20

Longest Pass Completion

98.....Jose Davis, Kent State.....10/4/97


Most Interceptions Thrown

5.....5+, Last: Robby Justino, Liberty....11/9/91

300-YARD PASSING GAMES

| Player | Yards | C/A | Opponent | Date |
|-------------------|-------|-------|-------------------|----------|
| Dillon Gabriel | 601 | 35/49 | Memphis | 10/17/20 |
| Ryan Schneider | 497 | 37/52 | Florida Atlantic | 9/13/03 |
| McKenzie Milton | 494 | 28/40 | Memphis | 12/2/17 |
| Ryan Schneider | 440 | 28/47 | Syracuse | 11/2/02 |
| Daunte Culpepper | 438 | 21/28 | Louisiana | 10/24/98 |
| Darin Hinshaw | 437 | 25/35 | Valdosta State | 9/11/93 |
| Dillon Gabriel | 422 | 26/40 | Tulane | 10/24/20 |
| Daunte Culpepper | 421 | 24/36 | UAB | 11/9/96 |
| Dillon Gabriel | 417 | 27/41 | Georgia Tech | 9/19/20 |
| Darin Slack | 417 | 32/44 | West Georgia | 10/17/87 |
| McKenzie Milton | 412 | 23/40 | SMU | 11/4/17 |
| Ryan Schneider | 409 | 24/32 | Liberty | 9/28/02 |
| Dillon Gabriel | 408 | 32/47 | East Carolina | 9/26/20 |
| Darin Slack | 408 | 29/46 | Murray State | 10/4/86 |
| Daunte Culpepper | 406 | 28/33 | Eastern Illinois | 9/12/98 |
| Blake Bortles | 404 | 27/38 | Temple | 11/16/13 |
| Darin Hinshaw | 400 | 24/36 | Liberty | 10/29/94 |
| Darin Hinshaw | 393 | 25/39 | Western Kentucky | 10/24/92 |
| Daunte Culpepper | 385 | 26/45 | Louisiana-Monroe | 11/1/97 |
| Vic Penn | 379 | 34/55 | Florida | 9/11/99 |
| Darin Hinshaw | 378 | 25/46 | James Madison | 11/14/92 |
| Vic Penn | 374 | 29/52 | Auburn | 11/6/99 |
| Vic Penn | 374 | 26/38 | Bowling Green | 11/20/99 |
| Ryan Schneider | 374 | 20/30 | Miami (Ohio) | 11/23/02 |
| McKenzie Milton | 374 | 16/19 | Cincinnati | 10/7/17 |
| McKenzie Milton | 373 | 29/44 | USF | 11/24/17 |
| John Rhys Plumlee | 373 | 18/22 | Temple | 10/13/22 |
| Daunte Culpepper | 370 | 24/37 | Louisiana Tech | 9/5/98 |
| Shane Willis | 369 | 26/34 | Eastern Kentucky | 11/12/88 |
| Daunte Culpepper | 368 | 30/47 | Purdue | 9/19/98 |
| Shane Willis | 365 | 35/51 | New Haven | 10/8/88 |
| Ryan Schneider | 365 | 27/38 | Eastern Michigan | 9/30/00 |
| Dillon Gabriel | 365 | 22/35 | ECU | 10/19/19 |
| Ryan Schneider | 360 | 25/43 | Buffalo | 11/9/02 |
| McKenzie Milton | 360 | 16/21 | FIU | 8/31/17 |
| Daunte Culpepper | 359 | 29/52 | Mississippi State | 10/25/97 |
| Blake Bortles | 358 | 25/36 | South Carolina | 9/28/13 |
| Darin Slack | 356 | 25/37 | Northwest Mo. St. | 10/24/87 |
| Darin Hinshaw | 350 | 21/29 | Liberty | 11/16/93 |
| Darriel Mack Jr. | 348 | 19/27 | Memphis | 12/1/18 |
| Daunte Culpepper | 347 | 31/41 | Youngstown State | 10/31/98 |
| Dillon Gabriel | 347 | 22/30 | Stanford | 9/14/19 |
| Ryan Schneider | 346 | 25/41 | Virginia Tech | 11/11/00 |
| McKenzie Milton | 346 | 24/32 | UConn | 8/30/18 |
| Ryan Schneider | 345 | 32/46 | Penn State | 8/31/02 |
| Darin Hinshaw | 343 | 17/28 | Western Kentucky | 9/24/94 |
| Daunte Culpepper | 342 | 36/49 | Toledo | 10/3/98 |
| Brett Hodges | 342 | 23/45 | Marshall | 11/1/09 |
| Darin Hinshaw | 341 | 18/40 | Troy | 10/22/94 |
| Ryan Schneider | 341 | 31/45 | Western Michigan | 10/12/02 |
| John Rhys Plumlee | 339 | 25/36 | Florida Atlantic | 9/17/22 |
| Ryan Schneider | 338 | 20/29 | Tulane | 10/22/01 |
| Dillon Gabriel | 338 | 25/42 | Pittsburgh | 9/21/19 |
| Dillon Gabriel | 336 | 22/36 | South Florida | 11/27/20 |
| Vic Penn | 336 | 27/48 | Louisiana Tech | 10/23/99 |
| Justin Holman | 336 | 25/39 | Temple | 10/25/14 |
| Ryan Schneider | 335 | 28/39 | Louisiana-Monroe | 10/20/01 |
| Blake Bortles | 335 | 21/30 | Rutgers | 11/21/13 |
| Darin Slack | 334 | 23/40 | Elon | 9/12/87 |

| Player | Yards | C/A | Opponent | Date |
|-------------------|-------|-------|----------------------|----------|
| Dillon Gabriel | 330 | 28/51 | Tulsa | 10/3/20 |
| Dillon Gabriel | 328 | 19/33 | Houston | 10/31/20 |
| McKenzie Milton | 328 | 18/34 | Pittsburgh | 9/29/18 |
| Darin Slack | 327 | 31/46 | Liberty | 11/7/87 |
| Daunte Culpepper | 327 | 17/31 | Bowling Green | 11/16/96 |
| Daunte Culpepper | 327 | 28/33 | Northern Illinois | 10/10/98 |
| Daunte Culpepper | 327 | 28/33 | Ball State | 11/14/98 |
| Kyle Israel | 327 | 27/42 | Rice | 10/21/06 |
| Justin Holman | 326 | 30/51 | BYU | 10/9/14 |
| Ryan Schneider | 325 | 17/28 | Ohio | 11/30/02 |
| McKenzie Milton | 324 | 21/27 | East Carolina | 10/14/17 |
| Daunte Culpepper | 322 | 26/45 | Kent State | 10/4/97 |
| Steven Moffett | 322 | 30/41 | Akron | 10/16/04 |
| Timmy McClain | 321 | 20/28 | Villanova | 9/16/23 |
| Daunte Culpepper | 320 | 23/32 | Bowling Green | 9/26/98 |
| Steven Moffett | 319 | 22/32 | Kent State | 10/13/04 |
| Daunte Culpepper | 318 | 24/35 | Nebraska | 9/13/97 |
| Dillon Gabriel | 318 | 25/37 | Boise State | 9/2/21 |
| McKenzie Milton | 317 | 29/45 | UConn | 10/22/16 |
| Dillon Gabriel | 317 | 24/46 | Tulane | 11/23/19 |
| John Rhys Plumlee | 316 | 20/29 | SMU | 10/5/22 |
| Darin Slack | 315 | 24/57 | Ga. Southern | 10/3/87 |
| Blake Bortles | 314 | 18/24 | Akron | 8/29/13 |
| Kyle Israel | 313 | 28/45 | East Carolina | 10/6/07 |
| Ryan Schneider | 312 | 14/22 | Louisiana-Monroe | 10/21/00 |
| McKenzie Milton | 312 | 17/33 | Temple | 11/1/18 |
| Dillon Gabriel | 312 | 23/36 | Bethune-Cookman | 9/11/21 |
| McKenzie Milton | 311 | 24/36 | UConn | 11/11/17 |
| Daunte Culpepper | 309 | 26/31 | Samford | 10/11/97 |
| John Rhys Plumlee | 308 | 20/31 | South Carolina State | 9/1/22 |
| Daunte Culpepper | 307 | 22/30 | Carson-Newman | 9/9/95 |
| Daunte Culpepper | 307 | 26/42 | William & Mary | 8/29/96 |
| Vic Penn | 306 | 25/42 | Akron | 9/16/00 |
| McKenzie Milton | 306 | 21/32 | FAU | 9/21/18 |
| Ryan Schneider | 304 | 22/44 | Arkansas | 11/10/01 |
| Tony Lanham | 302 | 21/33 | Eastern Kentucky | 10/18/86 |
| Shane Willis | 302 | 23/32 | West Georgia | 9/10/88 |
| Shane Willis | 301 | 16/27 | Valdosta State | 9/9/89 |
| Ryan Schneider | 301 | 30/40 | Northern Illinois | 10/7/00 |
| Steven Moffett | 301 | 19/36 | Nevada | 12/24/05 |
| Blake Bortles | 301 | 20/31 | Baylor | 1/1/14 |



RECEIVING RECORDS

Individual Records

RECEPTIONS

Game

| | | |
|--------------------------|----|----------|
| 1. Todd Cleveland..... | 15 | 9/21/96 |
| 2. Bernard Ford..... | 14 | 9/19/87 |
| Tyson Hinshaw..... | 14 | 10/7/00 |
| 4. Mike Sims-Walker..... | 13 | 10/21/06 |
| Tre'Quan Smith..... | 13 | 10/29/16 |
| Gabriel Davis..... | 13 | 10/4/19 |
| Marlon Williams..... | 13 | 9/26/20 |
| Marlon Williams..... | 13 | 10/17/20 |
| 9. Bernard Ford..... | 12 | 10/17/87 |
| Sean Beckton..... | 12 | 9/1/89 |
| David Rhodes..... | 12 | 0/30/93 |
| Tyson Hinshaw..... | 12 | 9/30/00 |
| Doug Gabriel..... | 12 | 11/2/02 |
| Mike Sims-Walker..... | 12 | 9/16/06 |

Season

| | | |
|--------------------------|----|------|
| 1. Mike Sims-Walker..... | 90 | 2006 |
| 2. Tyson Hinshaw..... | 89 | 2000 |
| 3. Siaha Burley..... | 88 | 1998 |
| 4. Charles Lee..... | 87 | 1999 |
| 5. Ryan O'Keefe..... | 84 | 2021 |
| 6. David Rhodes..... | 78 | 1993 |
| 7. Siaha Burley..... | 77 | 1997 |
| 8. Ted Wilson..... | 76 | 1985 |
| 9. Doug Gabriel..... | 75 | 2002 |
| 10. Sean Beckton..... | 74 | 1988 |
| Brandon Marshall..... | 74 | 2005 |

Career

| | | |
|--------------------------|-----|---------|
| 1. David Rhodes..... | 213 | 1991-94 |
| 2. Mark Nonsant..... | 198 | 1995-98 |
| 3. Sean Beckton..... | 196 | 1987-90 |
| 4. Mike Sims-Walker..... | 184 | 2003-06 |
| Ryan O'Keefe..... | 184 | 2019-22 |
| 6. J.J. Worton..... | 168 | 2011-14 |
| Tre'Quan Smith..... | 168 | 2015-17 |
| 8. Siaha Burley..... | 165 | 1997-98 |
| 9. Charles Lee..... | 162 | 1997-99 |
| 10. Rocky Ross..... | 157 | 2006-09 |
| Marlon Williams..... | 157 | 2017-20 |

RECEPTIONS IN CONSECUTIVE GAMES

| | | |
|--------------------------|----|---------|
| 1. Sean Beckton..... | 42 | 1987-90 |
| 2. Ryan O'Keefe..... | 35 | 2019-22 |
| 3. Charles Lee..... | 33 | 1997-99 |
| Jimmy Fryzel..... | 33 | 1999-01 |
| 5. Tyson Hinshaw..... | 32 | 1997-00 |
| 6. Breshad Perriman..... | 31 | 2012-14 |
| 7. Ted Wilson..... | 30 | 1984-86 |
| 8. Rannell Hall..... | 29 | 2011-14 |
| 9. Mike Sims-Walker..... | 28 | 2003-06 |
| 10. Javon Baker..... | 27 | 2022-23 |

100-YARD RECEIVING GAMES

Season

| | | |
|-----------------------|---|------|
| 1. Ted Wilson..... | 7 | 1985 |
| Brandon Marshall..... | 7 | 2005 |
| 3. David Rhodes..... | 6 | 1993 |
| Siaha Burley..... | 6 | 1998 |
| Charles Lee..... | 6 | 1999 |
| Doug Gabriel..... | 6 | 2002 |
| Jaylon Robinson..... | 6 | 2020 |
| 8. Bernard Ford..... | 5 | 1987 |
| Sean Beckton..... | 5 | 1988 |
| David Rhodes..... | 5 | 1994 |
| Siaha Burley..... | 5 | 1997 |
| Tyson Hinshaw..... | 5 | 2000 |
| Jimmy Fryzel..... | 5 | 2002 |
| Mike Sims-Walker..... | 5 | 2006 |
| Gabriel Davis..... | 5 | 2019 |
| Marlon Williams..... | 5 | 2020 |
| Javon Baker..... | 5 | 2023 |

Career

| | | |
|-----------------------|----|---------|
| 1. David Rhodes..... | 16 | 1991-94 |
| 2. Siaha Burley..... | 11 | 1997-98 |
| Tre'Quan Smith..... | 11 | 2015-17 |
| 4. Ted Wilson..... | 10 | 1983-86 |
| 5. Sean Beckton..... | 9 | 1987-90 |
| Mark Nonsant..... | 9 | 1995-98 |
| Charles Lee..... | 9 | 1997-99 |
| Mike Sims-Walker..... | 9 | 2003-06 |
| 9. Doug Gabriel..... | 8 | 2001-02 |
| Brandon Marshall..... | 8 | 2002-05 |
| Gabriel Davis..... | 8 | 2017-19 |

CONSECUTIVE 100-YARD RECEIVING GAMES

| | | |
|-------------------------|----------|--------------------|
| 1. Ted Wilson..... | 5 | 10/26-11/30/85 |
| 2. Mike Dickinson..... | 4 | 11/16/91-9/19/92 |
| Jimmy Fryzel..... | 4 | 11/2-11/23/02 |
| Gabriel Davis..... | 4 | 9/21-10/19/19 |
| Jaylon Robinson..... | 4 | 9/19-10/17/20 |
| 6. Bernard Ford..... | 3 | 10/10-10/24/87 |
| Mark Nonsant..... | 3 | 11/2/96-11/16/97 |
| David Rhodes..... | 3 | 10/16-10/30/93 |
| Siaha Burley..... | 3 | 9/12-9/26/98 |
| Charles Lee..... | 3 | 11/6-11/20/99 |
| Kobe Hudson..... | 3 | 9/9-9/23/23 |

RECEIVING YARDAGE

Game

| | | |
|--------------------------|-----|----------|
| 1. Siaha Burley..... | 266 | 10/24/98 |
| 2. David Rhodes..... | 231 | 10/24/92 |
| Siaha Burley..... | 231 | 9/6/97 |
| 4. Brandon Marshall..... | 210 | 12/24/05 |
| 5. Mark Nonsant..... | 209 | 11/9/96 |
| 6. Bernard Ford..... | 208 | 10/24/87 |
| 7. Tyson Hinshaw..... | 206 | 9/20/00 |
| Doug Gabriel..... | 206 | 11/2/02 |
| 9. Charles Lee..... | 203 | 11/6/99 |
| 10. Bernard Ford..... | 197 | 10/17/87 |

Season

| | | |
|--------------------------|-------|------|
| 1. Gabriel Davis..... | 1,241 | 2019 |
| 2. Doug Gabriel..... | 1,237 | 2002 |
| 3. Brandon Marshall..... | 1,195 | 2005 |
| 4. Bernard Ford..... | 1,180 | 1987 |
| 5. Mike Sims-Walker..... | 1,178 | 2006 |
| 6. Tre'Quan Smith..... | 1,171 | 2017 |
| 7. David Rhodes..... | 1,159 | 1993 |
| 8. Siaha Burley..... | 1,146 | 1998 |
| 9. Javon Baker..... | 1,139 | 2023 |
| 10. Charles Lee..... | 1,133 | 1999 |

Career

| | | |
|--------------------------|-------|---------|
| 1. David Rhodes..... | 3,618 | 1991-94 |
| 2. Mark Nonsant..... | 2,809 | 1995-98 |
| 3. Tre'Quan Smith..... | 2,748 | 2015-17 |
| 4. Mike Sims-Walker..... | 2,561 | 2003-06 |
| 5. Sean Beckton..... | 2,493 | 1987-90 |
| 6. Jimmy Fryzel..... | 2,469 | 1999-02 |
| 7. Gabriel Davis..... | 2,447 | 2017-19 |
| 8. Ted Wilson..... | 2,443 | 1983-86 |
| 9. J.J. Worton..... | 2,360 | 2011-14 |
| 10. Marlon Williams..... | 2,260 | 2017-20 |

SINGLE-SEASON RECEIVING TANDEM

| | |
|--|------|
| 1. 2,363..... | 2002 |
| Doug Gabriel (1,237), Jimmy Fryzel (1,126) | |
| 2. 2,071..... | 2019 |
| Gabriel Davis (1,241), Tre Nixon (830) | |
| 3. 2,050..... | 2005 |
| Brandon Marshall (1,195), Mike Sims-Walker (855) | |
| 4. 2,039..... | 2023 |
| Javon Baker (1,139), Kobe Hudson (900) | |
| 5. 2,018..... | 2020 |
| Marlon Williams (1,039), Jaylon Robinson (979) | |
| 6. 1,989..... | 1998 |
| Siaha Burley (1,142), Mark Nonsant (847) | |
| 7. 1,903..... | 1987 |
| Bernard Ford (1,177), Arnell Spencer (726) | |
| 8. 1,900..... | 1994 |
| David Rhodes (1,075), Mark Whittemore (825) | |
| 9. 1,866..... | 2017 |
| Tre'Quan Smith (1,171), Dredrick Snelson (695) | |
| 10. 1,864..... | 1999 |
| Charles Lee (1,133), Tyson Hinshaw (731) | |

1,000-YARD RECEIVING SEASONS

| | | |
|-----------------------|---|---------|
| 1. David Rhodes..... | 3 | 1991-94 |
| 2. Siaha Burley..... | 2 | 1997-98 |
| 3. Ted Wilson..... | 1 | 1983-86 |
| Bernard Ford..... | 1 | 1985-87 |
| Sean Beckton..... | 1 | 1987-90 |
| Charles Lee..... | 1 | 1997-99 |
| Tyson Hinshaw..... | 1 | 1997-00 |
| Doug Gabriel..... | 1 | 2001-02 |
| Jimmy Fryzel..... | 1 | 1999-02 |
| Brandon Marshall..... | 1 | 2002-05 |
| Mike Sims-Walker..... | 1 | 2003-06 |
| Breshad Perriman..... | 1 | 2012-14 |
| Tre'Quan Smith..... | 1 | 2015-17 |
| Gabriel Davis..... | 1 | 2017-19 |
| Marlon Williams..... | 1 | 2017-20 |
| Javon Baker..... | 1 | 2022-23 |

TOUCHDOWN RECEPTIONS

Game

| | | |
|-------------------------|----------|-----------------|
| 1. Bernard Ford..... | 4 | 10/24/87 |
| David Rhodes..... | 4 | 11/6/93 |
| Doug Gabriel..... | 4 | 11/30/02 |
| 4. Ted Wilson..... | 3 | 11/9/85 |
| Bernard Ford..... | 3 | 10/17/87 |
| Mike Dickinson..... | 3 | 9/12/92 |
| Bret Cooper..... | 3 | 11/7/92 |
| Rufus Hall..... | 3 | 8/31/95 |
| Tyson Hinshaw..... | 3 | 9/23/00 |
| Brandon Marshall..... | 3 | 12/24/05 |
| Jeff Godfrey..... | 3 | 10/26/13 |
| J.J. Worton..... | 3 | 11/16/13 |
| Josh Reese..... | 3 | 12/26/14 |
| D'erren Wilson..... | 3 | 10/3/15 |
| Tre'Quan Smith..... | 3 | 10/7/17 |
| Gabriel Davis..... | 3 | 9/28/19 |
| Marlon Williams..... | 3 | 10/24/20 |
| Jacob Harris..... | 3 | 11/27/20 |
| Kobe Hudson..... | 3 | 11/11/23 |

Season

| | | |
|-----------------------|----|------|
| 1. Bret Cooper..... | 14 | 1992 |
| 2. Bernard Ford..... | 13 | 1987 |
| Tyson Hinshaw..... | 13 | 2000 |
| Tre'Quan Smith..... | 13 | 2017 |
| 5. Ted Wilson..... | 12 | 1985 |
| David Rhodes..... | 12 | 1993 |
| Gabriel Davis..... | 12 | 2019 |
| 8. David Rhodes..... | 11 | 1994 |
| Doug Gabriel..... | 11 | 2002 |
| Brandon Marshall..... | 11 | 2005 |
| Brandon Johnson..... | 11 | 2021 |

Career

| | | |
|-------------------------|----|---------|
| 1. David Rhodes..... | 29 | 1991-94 |
| 2. Bret Cooper..... | 23 | 1989-92 |
| Gabriel Davis..... | 23 | 2017-19 |
| 4. Tre'Quan Smith..... | 22 | 2015-17 |
| 5. Ted Wilson..... | 21 | 1983-86 |
| Bernard Ford..... | 21 | 1986-87 |
| J.J. Worton..... | 21 | 2011-14 |
| 8. Doug Gabriel..... | 20 | 2001-02 |
| 9. Marlon Williams..... | 19 | 2017-20 |
| 10. Tyson Hinshaw..... | 17 | 1997-00 |
| Tavaris Capers..... | 17 | 2001-04 |
| Kamar Aiken..... | 17 | 2007-10 |



RECEIVING RECORDS

LONGEST RECEPTION

| | | |
|--------------------------|--------------|----------|
| 1. Ryan O'Keefe..... | 93 (TD)..... | 10/17/20 |
| 2. Breshad Perriman..... | 91 (TD)..... | 8/29/13 |
| 3. Bernard Ford..... | 87 (TD)..... | 10/24/87 |
| 4. Javon Baker..... | 86 (TD)..... | 10/21/23 |
| 5. Marlon Williams..... | 85 (TD)..... | 10/17/20 |
| 6. Charles Lee..... | 83 (TD)..... | 11/06/99 |
| Doug Gabriel..... | 83 (TD)..... | 10/13/01 |
| 8. Doug Gabriel..... | 80 (TD)..... | 9/7/02 |
| Gabriel Davis..... | 80 (TD)..... | 11/4/17 |
| 10. Kenny Clark..... | 79 (TD)..... | 9/02/00 |
| Breshad Perriman..... | 79..... | 9/28/13 |
| Tre'Quan Smith..... | 79 (TD)..... | 10/7/17 |

YARDS PER RECEPTION

Game (minimum 5 receptions)

| | | |
|----------------------------|--------------------------|----------------|
| 1. Tre'Quan Smith..... | 33.0 (5/165)..... | 10/7/17 |
| 2. Mark Whittemore..... | 32.6 (5/163)..... | 9/11/93 |
| 3. Kenny Clark..... | 29.6 (5/148)..... | 9/2/00 |
| 4. David Rhodes..... | 29.0 (5/145)..... | 10/23/93 |
| Jimmy Fryzel..... | 29.0 (6/174)..... | 11/23/02 |
| 6. Siaha Burley..... | 28.9 (8/231)..... | 9/6/97 |
| 7. Kobe Hudson..... | 27.6 (5/138)..... | 9/23/23 |
| 7. Tre'Quan Smith..... | 26.8 (6/161)..... | 12/2/17 |
| Kobe Hudson..... | 26.8 (5/134)..... | 9/9/23 |
| Javon Baker..... | 26.8 (5/134)..... | 10/21/23 |
| 10. Siaha Burley..... | 26.6 (10/266)..... | 10/24/98 |

Season (minimum 25 receptions)

| | | |
|----------------------------|---------------------------|-------------|
| 1. Javon Baker..... | 21.9 (52/1,139)..... | 2023 |
| 2. Bernard Ford..... | 21.8 (30/653)..... | 1986 |
| 3. Mark Whittemore..... | 21.7 (31/674)..... | 1993 |
| 4. Breshad Perriman..... | 20.9 (50/1,044)..... | 2014 |
| 5. Breshad Perriman..... | 20.8 (39/811)..... | 2013 |
| 6. Kobe Hudson..... | 20.5 (44/900)..... | 2023 |
| 7. Tre'Quan Smith..... | 19.8 (59/1,171)..... | 2017 |
| 8. David Rhodes..... | 19.6 (51/1,002)..... | 1992 |
| 9. Jimmy Fryzel..... | 19.4 (58/1,126)..... | 2002 |
| 10. Mark Whittemore..... | 18.3 (45/825)..... | 1994 |

Career (minimum 50 receptions)

| | | |
|----------------------------|-----------------------------|-------------------|
| 1. Breshad Perriman..... | 19.5 (115/2,243)..... | 2012-14 |
| 2. Doug Gabriel..... | 19.3 (97/1,869)..... | 2001-02 |
| 3. Bernard Ford..... | 19.3 (111/2,138)..... | 1984-87 |
| 4. Mark Whittemore..... | 19.1 (100/1,908)..... | 1991-94 |
| 5. Kobe Hudson..... | 18.8 (85/1,602)..... | 2022-pres. |
| 6. Jimmy Fryzel..... | 18.0 (137/2,469)..... | 1999-02 |
| 7. Arnell Spencer..... | 17.9 (83/1,487)..... | 1987-88 |
| Javon Baker..... | 17.9 (108/1,935)..... | 2022-23 |
| 9. Jaylon Robinson..... | 17.8 (73/1301)..... | 2020-21 |
| 10. David Rhodes..... | 17.0 (213/3,618)..... | 1991-94 |

RECEPTIONS BY A FRESHMAN

Season

| | | |
|---------------------------|-------------|------|
| 1. Tre'Quan Smith..... | 52/724..... | 2015 |
| 2. J.J. Worton..... | 41/531..... | 2011 |
| 3. Sean Beckton..... | 40/421..... | 1987 |
| 4. Mike Dickinson..... | 33/371..... | 1989 |
| Kamar Aiken..... | 33/584..... | 2007 |
| 6. Josh Reese..... | 30/461..... | 2011 |
| Otis Anderson..... | 30/351..... | 2017 |
| 8. Gabriel Davis..... | 27/391..... | 2017 |
| 9. Shantel Roundtree..... | 26/361..... | 1988 |
| Breshad Perriman..... | 26/388..... | 2012 |

RECEIVING YARDAGE BY A FRESHMAN

Season

| | | |
|--------------------------|-------------|------|
| 1. Tre'Quan Smith..... | 724/52..... | 2015 |
| 2. Kamar Aiken..... | 584/33..... | 2007 |
| 3. J.J. Worton..... | 531/41..... | 2011 |
| 4. Jose Reese..... | 461/30..... | 2011 |
| 5. Sean Beckton..... | 421/40..... | 1987 |
| 6. Gabriel Davis..... | 391/27..... | 2017 |
| 7. Breshad Perriman..... | 388/26..... | 2012 |
| 8. Todd Cleveland..... | 385/20..... | 1994 |
| 9. David Rhodes..... | 382/22..... | 1991 |
| 10. Mike Dickinson..... | 371/33..... | 1989 |

OPPONENT SINGLE GAME RECEIVING RECORDS

Most Passes Caught

| | | |
|---------|-------------------------------|---------|
| 17..... | Zay Jones, East Carolina..... | 10/1/16 |
|---------|-------------------------------|---------|

Most Yards Gained

| | | |
|----------|---------------------------------|----------|
| 240..... | Darrell Dowery, Kent State..... | 11/23/04 |
|----------|---------------------------------|----------|

Most Touchdown Passes Caught

| | | |
|--------|------------------------------------|----------|
| 4..... | Darrien Teals, Valdosta State..... | 10/22/88 |
|--------|------------------------------------|----------|

Longest Pass Reception

| | | |
|---------|-------------------------------|---------|
| 98..... | Eugene Baker, Kent State..... | 10/4/97 |
|---------|-------------------------------|---------|



100-YARD RECEIVING GAMES

Table with columns: Player, Yards, Rec., Opponent, Date. Lists 100-yard receiving games for various players including Siaha Burley, David Rhodes, Brandon Marshall, Mark Nonsant, Bernard Ford, Tyson Hinshaw, Doug Gabriel, Charles Lee, etc.

Table with columns: Player, Yards, Rec., Opponent, Date. Continues the list of 100-yard receiving games for players like Tyson Hinshaw, Tre Nixon, Marlon Williams, Shawn Jefferson, Siaha Burley, Rocky Ross, Kobe Hudson, Javon Baker, Ted Wilson, etc.





100-YARD RECEIVING GAMES

| Player | Yards | Rec. | Opponent | Date |
|--------------------|------------|----------|--------------------|-----------------|
| Breshad Perriman | 113 | 3 | Akron | 8/29/13 |
| Rannell Hall | 113 | 4 | Baylor | 1/1/14 |
| Chris Johnson | 113 | 6 | Tulane | 10/3/15 |
| Jaylon Robinson | 113 | 4 | Temple | 11/14/20 |
| Javon Baker | 113 | 3 | Baylor | 9/30/23 |
| Ted Wilson | 112 | 7 | Louisville | 11/2/85 |
| Todd Cleveland | 112 | 9 | Mississippi State | 10/25/97 |
| Javon Baker | 112 | 4 | Oklahoma State | 11/11/23 |
| Sean Beckton | 111 | 6 | North Alabama | 10/1/88 |
| Sean Beckton | 111 | 12 | Bethune-Cookman | 9/1/89 |
| Mark Nonsant | 111 | 6 | Illinois State | 11/2/96 |
| Gabriel Davis | 111 | 9 | SC State | 9/8/18 |
| Jaylon Robinson | 111 | 3 | Tulsa | 10/3/20 |
| Ryan O'Keefe | 111 | 7 | Temple | 10/13/22 |
| Mark Nonsant | 110 | 9 | Toledo | 10/3/98 |
| Charles Lee | 110 | 8 | Eastern Illinois | 10/2/99 |
| Brandon Marshall | 110 | 10 | Tulane | 10/21/05 |
| Mike Sims-Walker | 110 | 7 | East Carolina | 10/29/05 |
| Jacob Harris | 110 | 5 | South Florida | 11/27/20 |
| Ryan O'Keefe | 110 | 8 | Bethune-Cookman | 9/11/21 |
| Ted Wilson | 109 | 4 | Austin Peay | 10/27/84 |
| Shawn Jefferson | 109 | 4 | Bethune-Cookman | 9/15/90 |
| Sean Beckton | 109 | 6 | Slippery Rock | 11/10/90 |
| Mark Whittemore | 109 | 8 | Western Kentucky | 10/24/92 |
| Rufus Hall | 109 | 8 | Eastern Kentucky | 8/31/95 |
| Jimmy Fryzel | 109 | 5 | Akron | 9/16/00 |
| Brandon Marshall | 109 | 7 | Tulsa | 12/3/05 |
| Mike Sims-Walker | 109 | 8 | Southern Miss | 10/15/05 |
| Breshad Perriman | 109 | 3 | South Carolina | 9/28/13 |
| Mark Whittemore | 108 | 5 | East Carolina | 9/18/93 |
| David Rhodes | 108 | 8 | Buffalo | 11/13/93 |
| Todd Cleveland | 108 | 3 | Troy | 10/22/94 |
| Charles Lee | 108 | 10 | Bowling Green | 11/20/99 |
| Ed Schenk | 107 | 8 | VMI | 9/25/82 |
| Tavuris Davis | 107 | 4 | Eastern Kentucky | 10/14/00 |
| Brandon Marshall | 107 | 5 | Louisiana | 10/1/05 |
| Breshad Perriman | 107 | 7 | Memphis | 10/5/13 |
| Jaylon Robinson | 107 | 5 | Houston | 10/31/20 |
| Jimmy Fryzel | 106 | 4 | Louisiana | 10/24/01 |
| Gabriel Davis | 106 | 8 | South Florida | 11/29/19 |
| Arnell Spencer | 105 | 4 | Eastern Kentucky | 11/12/88 |
| David Rhodes | 105 | 5 | Maine | 9/3/94 |
| Mike Sims-Walker | 105 | 9 | South Carolina | 9/1/05 |
| Jaylon Robinson | 105 | 10 | Georgia Tech | 9/19/20 |
| Bernard Ford | 104 | 7 | Wichita State | 10/11/86 |
| Sean Beckton | 104 | 6 | Grand Valley State | 10/31/87 |
| Mike Dickinson | 104 | 9 | Millersville | 11/16/91 |
| Doug Gabriel | 104 | 7 | Western Michigan | 10/12/02 |
| Brandon Marshall | 104 | 5 | Florida Atlantic | 9/13/03 |
| Mike Sims-Walker | 104 | 4 | Florida Atlantic | 9/13/03 |
| Josh Reese | 104 | 4 | Tulsa | 11/14/14 |
| Jordan Akins | 104 | 9 | FIU | 9/3/15 |
| Tre'Quan Smith | 104 | 9 | FIU | 9/3/15 |
| Jim Taylor | 103 | 8 | Alabama A&M | 10/17/81 |
| Aaron Sam | 103 | 6 | West Georgia | 9/13/86 |
| David Rhodes | 103 | 8 | Valdosta State | 9/10/94 |
| Rufus Hall | 103 | 6 | Illinois State | 11/2/96 |
| Siaha Burley | 103 | 10 | New Mexico | 11/21/98 |
| Charles Lee | 103 | 7 | Youngstown State | 10/31/98 |
| A.J. Guyton | 103 | 3 | Rice | 10/24/09 |
| Tre'Quan Smith | 103 | 3 | Temple | 10/15/16 |
| Tre Nixon | 103 | 3 | ECU | 10/19/19 |
| Don Grayson | 102 | 8 | Eastern Kentucky | 10/18/86 |
| Ted Wilson | 102 | 4 | Eastern Kentucky | 10/18/86 |
| Mark Nonsant | 102 | 6 | Louisiana Tech | 9/5/98 |
| Tyson Hinshaw | 102 | 8 | Alabama | 10/28/00 |
| Brandon Marshall | 102 | 10 | South Carolina | 9/1/05 |
| Tre'Quan Smith | 102 | 7 | South Florida | 11/26/15 |
| Marlon Williams | 102 | 4 | Temple | 11/14/20 |
| J.J. Worton | 101 | 7 | Penn State | 9/14/13 |
| Tre Nixon | 101 | 5 | UConn | 8/30/18 |
| Gabriel Davis | 101 | 6 | Memphis | 12/1/18 |
| Javon Baker | 101 | 6 | Navy | 11/19/22 |
| Bret Cooper | 100 | 6 | James Madison | 9/7/91 |
| Mark Nonsant | 100 | 9 | Hawaii | 10/21/95 |
| Charles Lee | 100 | 3 | Louisiana-Monroe | 11/1/97 |
| Charles Lee | 100 | 10 | Middle Tennessee | 11/13/99 |
| Tavaris Capers | 100 | 5 | Buffalo | 10/2/04 |
| Jamar Newsome | 100 | 5 | Southern Miss | 11/13/10 |





100-YARD RECEIVING TANDEM

| Players | Yards | Rec. | Opponent | Date |
|------------------|-------|------|-------------------|----------|
| Don Grayson | 102 | 8 | Eastern Kentucky | 10/18/86 |
| Ted Wilson | 102 | 4 | | |
| Bernard Ford | 160 | 14 | Elon | 9/19/87 |
| Arnell Spencer | 152 | 6 | | |
| Sean Beckton | 136 | 8 | Eastern Kentucky | 11/12/88 |
| Arnell Spencer | 105 | 4 | | |
| Bret Cooper | 117 | 9 | East Carolina | 9/21/91 |
| David Rhodes | 116 | 6 | | |
| David Rhodes | 231 | 10 | Western Kentucky | 10/24/92 |
| Mark Whittemore | 109 | 8 | | |
| Bret Cooper | 181 | 8 | Buffalo | 11/7/92 |
| David Rhodes | 131 | 5 | | |
| Mark Whittemore | 156 | 7 | Western Kentucky | 9/24/94 |
| David Rhodes | 132 | 6 | | |
| David Rhodes | 160 | 7 | Troy | 10/22/94 |
| Todd Cleveland | 108 | 3 | | |
| Mark Nonsant | 111 | 6 | Illinois State | 11/2/96 |
| Rufus Hall | 103 | 6 | | |
| Siaha Burley | 138 | 9 | Mississippi State | 10/25/97 |
| Todd Cleveland | 112 | 9 | | |
| Mark Nonsant | 117 | 7 | Louisiana-Monroe | 11/1/97 |
| Charles Lee | 100 | 3 | | |
| Kenny Clark | 120 | 6 | Louisiana Tech | 9/5/98 |
| Mark Nonsant | 102 | 6 | | |
| Charles Lee | 154 | 11 | Eastern Illinois | 9/12/98 |
| Siaha Burley | 119 | 9 | | |
| Kenny Clark | 139 | 6 | Bowling Green | 11/20/99 |
| Charles Lee | 108 | 10 | | |
| Jimmy Fryzel | 113 | 7 | Western Michigan | 10/12/02 |
| Doug Gabriel | 104 | 7 | | |
| Doug Gabriel | 206 | 12 | Syracuse | 11/2/02 |
| Jimmy Fryzel | 150 | 6 | | |
| Mike Sims-Walker | 105 | 9 | South Carolina | 9/1/05 |
| Brandon Marshall | 102 | 10 | | |

| Players | Yards | Rec. | Opponent | Date |
|------------------|-------|------|----------------|----------|
| Mike Sims-Walker | 157 | 10 | Memphis | 10/8/05 |
| Brandon Marshall | 133 | 4 | | |
| Rocky Ross | 135 | 6 | Memphis | 11/11/06 |
| Mike Sims-Walker | 131 | 6 | | |
| Rannell Hall | 142 | 8 | South Carolina | 9/28/13 |
| Breshad Perriman | 109 | 3 | | |
| J.J. Worton | 179 | 10 | Temple | 11/16/13 |
| Rannell Hall | 159 | 9 | | |
| Tre'Quan Smith | 161 | 6 | Memphis | 12/2/17 |
| Dredrick Snelson | 145 | 9 | | |
| Dredrick Snelson | 120 | 4 | Memphis | 12/2/18 |
| Gabriel Davis | 101 | 6 | | |
| Gabriel Davis | 164 | 9 | ECU | 10/19/19 |
| Tre Nixon | 103 | 3 | | |
| Gabriel Davis | 151 | 10 | Pittsburgh | 9/21/19 |
| Tre Nixon | 136 | 7 | | |
| Marlon Williams | 154 | 10 | Georgia Tech | 9/19/20 |
| Jaylon Robinson | 105 | 6 | | |
| Jaylon Robinson | 150 | 9 | East Carolina | 9/26/20 |
| Marlon Williams | 136 | 13 | | |
| Marlon Williams | 191 | 13 | Memphis | 10/17/20 |
| Ryan O'Keefe | 175 | 4 | | |
| Jaylon Robinson | 173 | 10 | | |
| Jaylon Robinson | 113 | 4 | Temple | 11/14/20 |
| Marlon Williams | 102 | 4 | | |
| Javon Baker | 138 | 6 | SMU | 10/5/22 |
| Ryan O'Keefe | 117 | 6 | | |
| Kobe Hudson | 121 | 4 | Temple | 10/13/22 |
| Ryan O'Keefe | 111 | 7 | | |





TOTAL OFFENSE / ALL-PURPOSE RECORDS

Team Records

Single Game

Most Plays

| | | |
|------------|-----|----------------------------|
| UCF | 111 | Eastern Kentucky, 10/19/85 |
| Both Teams | 201 | Memphis, 10/17/20 |
| Opponent | 106 | Western Illinois, 9/26/92 |

Most Net Yards

| | | |
|------------|-------|-----------------------------|
| UCF | 818 | Gardner-Webb, 9/5/92 |
| Both Teams | 1,501 | Memphis, 10/17/20 |
| Opponent | 771 | Stephen F. Austin, 10/26/85 |

Highest Yards Per Play

| | | |
|----------|------|----------------------|
| UCF | 12.9 | Cincinnati, 10/7/17 |
| Opponent | 9.8 | Cincinnati, 10/31/15 |

Single Season

Most Plays

| | | |
|----------|-------|------------|
| UCF | 1,016 | 2007, 2019 |
| Opponent | 1,025 | 2007 |

Most Plays Per Game

| | | |
|----------|------|------|
| UCF | 85.9 | 2020 |
| Opponent | 81.9 | 1992 |

Fewest Plays

| | | |
|----------|-----|------|
| UCF | 667 | 1982 |
| Opponent | 653 | 1989 |

Fewest Plays Per Game

| | | |
|----------|------|------|
| UCF | 64.1 | 2010 |
| Opponent | 61.0 | 2011 |

Most Total Yards

| | | |
|----------|-------|------|
| UCF | 7,026 | 2019 |
| Opponent | 5,569 | 2015 |

Most Total Yards Per Game

| | | |
|----------|-------|------|
| UCF | 568.1 | 2020 |
| Opponent | 491.8 | 2020 |

Fewest Total Yards

| | | |
|----------|-------|------|
| UCF | 2,351 | 1982 |
| Opponent | 2,763 | 1989 |

Fewest Total Yards Per Game

| | | |
|----------|-------|------|
| UCF | 229.5 | 2008 |
| Opponent | 255.5 | 1990 |

Highest Average Per Play

| | | |
|----------|-----|------|
| UCF | 7.5 | 2017 |
| Opponent | 6.5 | 2015 |

Lowest Average Per Play

| | | |
|----------|-----|------|
| UCF | 3.5 | 1982 |
| Opponent | 3.4 | 1979 |

Individual Records

TOTAL OFFENSE

Game

| | | |
|----------------------|-----|----------|
| 1. Dillon Gabriel | 650 | 10/17/20 |
| 2. McKenzie Milton | 562 | 12/2/17 |
| 3. Ryan Schneider | 501 | 9/13/03 |
| 4. Daunte Culpepper | 480 | 11/1/97 |
| 5. Daunte Culpepper | 479 | 9/12/98 |
| 6. Daunte Culpepper | 467 | 10/24/98 |
| Blake Bortles | 467 | 11/16/13 |
| 8. John Rhys Plumlee | 460 | 9/17/22 |
| 9. Darin Slack | 457 | 10/17/87 |
| 10. Dillon Gabriel | 447 | 9/19/20 |

Season

| | | |
|----------------------|-------|------|
| 1. McKenzie Milton | 4,650 | 2017 |
| 2. Daunte Culpepper | 4,153 | 1998 |
| 3. Blake Bortles | 3,853 | 2013 |
| 4. Dillon Gabriel | 3,739 | 2020 |
| 5. Dillon Gabriel | 3,731 | 2019 |
| 6. Ryan Schneider | 3,681 | 2002 |
| 7. Daunte Culpepper | 3,524 | 1997 |
| 8. John Rhys Plumlee | 3,448 | 2022 |
| 9. Blake Bortles | 3,344 | 2012 |
| 10. Vic Penn | 3,246 | 1999 |

Career

| | | |
|----------------------|--------|---------|
| 1. Daunte Culpepper | 12,432 | 1995-98 |
| 2. Ryan Schneider | 10,703 | 2000-03 |
| 3. McKenzie Milton | 9,761 | 2016-18 |
| 4. Darin Hinshaw | 8,865 | 1991-94 |
| 5. Dillon Gabriel | 8,409 | 2019-21 |
| 6. Blake Bortles | 8,159 | 2011-13 |
| 7. Darin Slack | 6,229 | 1984-87 |
| 8. John Rhys Plumlee | 6,224 | 2022-23 |
| 9. Justin Holman | 5,410 | 2013-16 |
| 10. Jeff Godfrey | 5,200 | 2010-13 |

AVERAGE ALL-PURPOSE YARDS

Season

| | | |
|---------------------|-------|------|
| 1. Kevin Smith | 200.6 | 2007 |
| 2. Bernard Ford | 180.7 | 1987 |
| 3. Doug Gabriel | 160.1 | 2002 |
| 4. Todd Cleveland | 153.2 | 1996 |
| 5. Marquette Smith | 145.9 | 1995 |
| 6. Sean Beckton | 145.3 | 1988 |
| 7. Ted Wilson | 144.2 | 1984 |
| 8. Ted Wilson | 139.0 | 1985 |
| 9. Willie English | 136.5 | 1991 |
| 10. Marlon Williams | 130.6 | 2020 |

Career (minimum two seasons)

| | | |
|--------------------|-------|---------|
| 1. Kevin Smith | 142.3 | 2005-07 |
| 2. Marquette Smith | 123.9 | 1994-95 |
| 3. Doug Gabriel | 123.5 | 2001-02 |
| 4. Siaha Burley | 115.5 | 1997-98 |
| 5. Ted Wilson | 110.3 | 1983-86 |
| 6. Mark Whittemore | 99.5 | 1991-94 |
| 7. Alex Haynes | 98.1 | 2001-04 |
| 8. David Rhodes | 94.5 | 1991-94 |
| 9. Bernard Ford | 94.2 | 1985-87 |
| 10. Todd Cleveland | 92.9 | 1994-97 |

ALL-PURPOSE YARDS

Game

| | | |
|--------------------|-----|----------|
| 1. Kevin Smith | 326 | 11/10/07 |
| 2. Doug Gabriel | 324 | 11/2/02 |
| 3. Ted Wilson | 311 | 10/13/84 |
| 4. Siaha Burley | 295 | 10/24/98 |
| 5. Kevin Smith | 284 | 12/1/07 |
| 6. Rannell Hall | 277 | 11/16/13 |
| 7. Willie English | 269 | 10/5/91 |
| 8. Latavius Murray | 257 | 11/25/11 |
| 9. Bernard Ford | 253 | 9/19/87 |
| 10. Bernard Ford | 252 | 10/17/87 |

Season

| | | |
|--------------------|-------|------|
| 1. Kevin Smith | 2,809 | 2007 |
| 2. Doug Gabriel | 1,921 | 2002 |
| 3. Rannell Hall | 1,696 | 2013 |
| 4. Bernard Ford | 1,627 | 1987 |
| 5. Marquette Smith | 1,605 | 1995 |
| 6. Sean Beckton | 1,599 | 1988 |
| 7. Ted Wilson | 1,587 | 1984 |
| 8. Ted Wilson | 1,529 | 1985 |
| 9. Willie English | 1,502 | 1991 |
| 10. Siaha Burley | 1,435 | 1998 |

Career

| | | |
|-----------------------|-------|---------|
| 1. Ted Wilson | 4,854 | 1983-86 |
| 2. Kevin Smith | 4,679 | 2005-07 |
| 3. Rannell Hall | 4,398 | 2011-14 |
| 4. Adrian Killins Jr. | 4,361 | 2016-19 |
| 5. Mark Whittemore | 4,282 | 1991-94 |
| 6. Alex Haynes | 4,021 | 2001-04 |
| 7. Quincy McDuffie | 4,014 | 2009-12 |
| 8. Otis Anderson | 3,708 | 2017-20 |
| 9. David Rhodes | 3,689 | 1991-94 |
| 10. Sean Beckton | 3,652 | 1987-90 |

OPPONENT SINGLE GAME

ALL-PURPOSE YARDS

Most Plays

43... Anthony Sherrell, EMU 11/8/03

Most Yards Gained

363... Kyran Moore, Austin Peay.. 10/28/17

OPPONENT SINGLE GAME TOTAL OFFENSE

Most Plays

80... Holton Ahlers, ECU..... 10/20/18

Most Total Yards Gained

605... Quinton Flowers, USF 11/24/17





SCORING RECORDS

Team Records

Single Game

Most Points

| | | |
|------------|-----|-----------------------|
| UCF | 73 | Austin Peay, 10/28/17 |
| Both Teams | 117 | Memphis, 12/2/17 |
| Opponent | 69 | VMI, 9/25/82 |

Fewest Points

| | | |
|--------------------------|----------|---------------------------------|
| UCF | 0 | Eight times |
| First time, Presbyterian | 10/27/79 | |
| | | Last time, UAB, 11/29/08 |
| Both Teams | 3 | Presbyterian, 9/12/81 |
| Opponent | 0 | 23 times |
| | | First time, St. Leo, 9/22/79 |
| | | Last time, Florida A&M, 8/29/19 |

Points Scored in a Quarter

| | | |
|-----|----|------------------------------|
| 1st | 31 | Tulane, 11/20/10 |
| 2nd | 31 | Fort Lewis, 11/19/83 |
| | 31 | Austin Peay, 10/28/17 |
| | 31 | Florida A&M, 8/29/19 |
| 3rd | 30 | Louisiana Tech, 9/5/98 |
| 4th | 30 | Grand Valley State, 10/31/87 |

Points Scored in a Half

| | | |
|------------|--|----------------|
| 50 (first) | | Akron, 11/3/01 |
|------------|--|----------------|

Points Scored in a Quarter by Opponent

| | | |
|-----|-----------------------|-----------------|
| 1st | 28, by VMI | 9/25/82 |
| 2nd | 27, by Florida (2x) | 9/11/99, 9/9/06 |
| 3rd | 30, by Nicholls State | 10/23/82 |
| 4th | 22, by Kent State | 10/4/97 |

Points Scored in a Half by Opponent

| | | |
|------------|--|---------------------|
| 48 (first) | | by Florida, 9/11/99 |
|------------|--|---------------------|

Most Decisive Win

| | | |
|------|--|------------------------------|
| 67-3 | | Grand Valley State, 10/31/87 |
|------|--|------------------------------|

Most Decisive Loss

| | | |
|------|--|--------------|
| 69-0 | | VMI, 9/25/82 |
|------|--|--------------|

Most Touchdowns in a Game

| | | |
|------------|----|-----------------------|
| UCF | 10 | Austin Peay, 10/28/17 |
| Both Teams | 15 | Austin Peay, 10/28/17 |
| | 15 | Memphis, 12/2/17 |
| Opponent | 10 | VMI, 9/25/82 |

Most Touchdowns Rushing

| | | |
|------------|----|-----------------------------|
| UCF | 8 | Charleston Southern, 9/3/11 |
| Both Teams | 10 | VMI, 9/25/82 |
| Opponent | 10 | VMI, 9/25/82 |

Most Touchdowns Passing

| | | |
|------------|----|-----------------------------|
| UCF | 7 | West Georgia, 10/17/87 |
| Both Teams | 11 | Memphis, 10/17/20 |
| Opponent | 6 | Stephen F. Austin, 10/26/85 |
| | 6 | Kent State, 10/4/97 |
| | 6 | Cincinnati, 10/31/15 |
| | 6 | Memphis, 10/17/20 |

Most PATs

| | | |
|------------|----|-----------------------|
| UCF | 10 | Austin Peay, 10/28/17 |
| | 10 | Temple, 10/13/22 |
| Both Teams | 15 | Memphis, 12/2/17 |
| Opponent | 9 | VMI, 9/25/82 |

Most Field Goals

| | | |
|------------|---|--------------------------|
| UCF | 4 | Savannah State, 10/10/81 |
| | 4 | Bethune-Cookman, 9/7/85 |
| | 4 | Bethune-Cookman, 9/6/86 |
| | 4 | Alabama, 10/28/01 |
| | 4 | UAB, 11/12/05 |
| | 4 | East Carolina, 12/4/14 |
| | 4 | S.C. State, 9/3/16 |
| | 4 | Georgia Tech, 9/24/22 |
| | 4 | Boise State, 9/9/23 |
| Both Teams | 8 | Southern Miss, 11/12/11 |
| Opponent | 5 | Southern Miss, 11/12/11 |

Individual Records

TOUCHDOWNS SCORED

Game

| | | |
|------------------|---|----------|
| 1. Bernard Ford | 4 | 10/24/87 |
| Bret Cooper | 4 | 11/7/92 |
| David Rhodes | 4 | 11/6/93 |
| Mike Grant | 4 | 9/20/97 |
| Alex Haynes | 4 | 9/22/01 |
| Doug Gabriel | 4 | 11/30/02 |
| Kevin Smith | 4 | 10/20/07 |
| Kevin Smith | 4 | 11/10/07 |
| Kevin Smith | 4 | 12/1/07 |
| Tre'Quan Smith | 4 | 10/7/17 |
| Darriel Mack Jr. | 4 | 12/1/18 |
| Isaiah Bowser | 4 | 9/11/21 |

Season

| | | |
|--------------------|-----------|-------------|
| 1. Kevin Smith | 30 | 2007 |
| 2. Latavius Murray | 19 | 2012 |
| 3. Storm Johnson | 17 | 2013 |
| 4. Isaiah Bowser | 16 | 2022 |
| RJ Harvey | 16 | 2023 |
| 6. Bret Cooper | 15 | 1992 |
| 7. Marquette Smith | 14 | 1995 |
| Mike Grant | 14 | 1997 |
| Brynn Harvey | 14 | 2009 |
| Tre'Quan Smith | 14 | 2017 |

Career

| | | |
|-----------------------|----|---------|
| 1. Kevin Smith | 46 | 2005-07 |
| 2. Latavius Murray | 44 | 2008-12 |
| 3. Willie English | 38 | 1989-93 |
| 4. Adrian Killins Jr. | 34 | 2016-19 |
| 5. Greg McCrae | 30 | 2017-20 |
| 6. David Rhodes | 29 | 1991-94 |
| 7. Alex Haynes | 28 | 2001-04 |
| 8. Otis Anderson | 27 | 2017-20 |
| 9. Jeff Godfrey | 26 | 2010-13 |
| 10. Gerod Davis | 25 | 1992-95 |
| Isaiah Bowser | 25 | 2021-22 |

TEAM SCORING RECORDS

Single Season

Most Points

| | | |
|----------|-----|------|
| UCF | 627 | 2017 |
| Opponent | 452 | 2015 |

Most Points Per Game

| | | |
|----------|------|------|
| UCF | 48.2 | 2017 |
| Opponent | 37.7 | 2015 |

Fewest Points

| | | |
|----------|-----|------|
| UCF | 109 | 1982 |
| Opponent | 130 | 1981 |

Fewest Points Per Game

| | | |
|----------|------|------|
| UCF | 10.9 | 1982 |
| Opponent | 13.0 | 1981 |

Highest Scoring Differential

| | | |
|----------|-------|------|
| UCF | +22.9 | 2017 |
| Opponent | +24.7 | 1982 |

Most Touchdowns

| | | |
|----------|----|------|
| UCF | 84 | 2017 |
| Opponent | 57 | 2015 |

Fewest Touchdowns

| | | |
|----------|----|-----------|
| UCF | 13 | 1981, '82 |
| Opponent | 18 | 1981, '87 |

Most Rushing Touchdowns

| | | |
|----------|----|-----------|
| UCF | 43 | 2018 |
| Opponent | 30 | 1984, '85 |

Fewest Rushing Touchdowns

| | | |
|----------|---|---------------------|
| UCF | 4 | 2015 |
| Opponent | 9 | 1981, '89, '10, '11 |

Most Touchdown Passes

| | | |
|----------|----|------|
| UCF | 38 | 2017 |
| Opponent | 31 | 2015 |

Fewest Touchdown Passes

| | | |
|----------|---|-----------|
| UCF | 4 | 1981 |
| Opponent | 5 | 1981, '87 |

Punt Returns For Touchdown

| | | |
|----------|---|------|
| UCF | 3 | 1991 |
| Opponent | 3 | 1984 |

Kick Returns For Touchdown

| | | |
|----------|---|-----------|
| UCF | 3 | 1994, '12 |
| Opponent | 2 | 2009 |

Interception Returns For TD

| | | |
|----------|---|----------------|
| UCF | 5 | 2010 |
| Opponent | 3 | 2002, '03, '21 |

Fumble Returns For TD

| | | |
|----------|---|------------|
| UCF | 1 | Many Times |
| Opponent | 2 | 2002, '11 |

Most PAT Kicks Made

| | | |
|----------|----|------|
| UCF | 80 | 2017 |
| Opponent | 51 | 2015 |

Fewest PAT Kicks Made

| | | |
|----------|----|------|
| UCF | 8 | 1981 |
| Opponent | 11 | 1981 |

Most PAT Kicks Attempted

| | | |
|----------|----|------|
| UCF | 81 | 2017 |
| Opponent | 51 | 2015 |

Fewest PAT Kicks Att.

| | | |
|----------|----|------|
| UCF | 12 | 1981 |
| Opponent | 14 | 1981 |

Most Two-Point Conv. Made

| | | |
|----------|---|------|
| UCF | 5 | 1984 |
| Opponent | 4 | 2020 |

Most Field Goals Made

| | | |
|----------|----|-----------|
| UCF | 22 | 2005, '07 |
| Opponent | 22 | 2007 |

Fewest Field Goals Made

| | | |
|----------|---|-----------|
| UCF | 6 | 1982, '84 |
| Opponent | 3 | 1981, '95 |



SCORING RECORDS

POINTS KICKING

Game

| | | |
|-----------------------|----|----------|
| 1. Scott Ryerson..... | 17 | 10/10/81 |
| 2. Ed O'Brien..... | 16 | 10/24/87 |
| Javier Beorlegui..... | 16 | 10/28/00 |
| 4. Ed O'Brien..... | 15 | 9/7/85 |
| Franco Grilla..... | 15 | 9/5/92 |
| 6. Ed O'Brien..... | 14 | 9/6/86 |
| Fred Waczewski..... | 14 | 9/5/98 |
| Matt Prater..... | 14 | 11/16/02 |
| Michael Torres..... | 14 | 11/11/06 |
| Michael Torres..... | 14 | 10/20/07 |
| Michael Torres..... | 14 | 12/1/07 |
| Nick Cattoi..... | 14 | 10/3/09 |
| Shawn Moffitt..... | 14 | 10/26/13 |
| Shawn Moffitt..... | 14 | 12/4/14 |
| Matthew Wright..... | 14 | 9/3/16 |
| Matthew Wright..... | 14 | 12/2/17 |

Season

| | | |
|------------------------|-----|------|
| 1. Matthew Wright..... | 119 | 2017 |
| 2. Dylan Barnas..... | 114 | 2019 |
| 3. Shawn Moffitt..... | 112 | 2013 |
| 4. Michael Torres..... | 110 | 2007 |
| Matthew Wright..... | 110 | 2018 |
| 6. Matthew Wright..... | 90 | 2016 |
| 7. Charlie Pierce..... | 89 | 1994 |
| Shawn Moffitt..... | 89 | 2012 |
| 9. Franco Grilla..... | 88 | 1990 |
| 10. Ed O'Brien..... | 87 | 1987 |
| Charlie Pierce..... | 87 | 1993 |
| Colton Boomer..... | 87 | 2023 |

Career

| | | |
|--------------------------|-----|------------|
| 1. Matthew Wright..... | 375 | 2015-18 |
| 2. Shawn Moffitt..... | 314 | 2011-14 |
| 3. Charlie Pierce..... | 297 | 1993-96 |
| 4. Franco Grilla..... | 285 | 1989-92 |
| 5. Ed O'Brien..... | 263 | 1984-87 |
| 6. Matt Prater..... | 258 | 2002-05 |
| 7. Nick Cattoi..... | 225 | 2008-11 |
| 8. Javier Beorlegui..... | 207 | 1998-01 |
| 9. Michael Torres..... | 186 | 2006-07 |
| 10. Daniel Obarski..... | 171 | 2019-22 |
| Colton Boomer..... | 171 | 2022-pres. |

POINTS SCORED

Game

| | | |
|----------------------|----|----------|
| 1. Bernard Ford..... | 24 | 10/24/87 |
| Bret Cooper..... | 24 | 11/7/92 |
| David Rhodes..... | 24 | 11/6/93 |
| Mike Grant..... | 24 | 9/20/97 |

| | | |
|-----------------------|----|----------|
| Alex Haynes..... | 24 | 9/22/01 |
| Doug Gabriel..... | 24 | 11/30/02 |
| Kevin Smith..... | 24 | 10/20/07 |
| Kevin Smith..... | 24 | 11/10/07 |
| Kevin Smith..... | 24 | 12/1/07 |
| Tre'Quan Smith..... | 24 | 10/7/17 |
| Darriell Mack Jr..... | 24 | 12/1/18 |
| Isaiah Bowser..... | 24 | 9/11/21 |

Season

| | | |
|-------------------------|-----|------|
| 1. Kevin Smith..... | 180 | 2007 |
| 2. Matthew Wright..... | 119 | 2017 |
| 3. Latavius Murray..... | 114 | 2012 |
| Dylan Barnas..... | 114 | 2019 |
| 5. Shawn Moffitt..... | 112 | 2013 |
| 6. Michael Torres..... | 110 | 2007 |
| Matthew Wright..... | 110 | 2018 |
| 8. Storm Johnson..... | 102 | 2013 |
| RJ Harvey..... | 102 | 2023 |
| 10. Isaiah Bowser..... | 98 | 2022 |

Career

| | | |
|-------------------------|-----|---------|
| 1. Matthew Wright..... | 375 | 2015-18 |
| 2. Shawn Moffitt..... | 314 | 2011-14 |
| 3. Charlie Pierce..... | 297 | 1993-96 |
| 4. Franco Grilla..... | 285 | 1989-92 |
| 5. Kevin Smith..... | 276 | 2005-07 |
| 6. Latavius Murray..... | 264 | 2008-12 |
| 7. Ed O'Brien..... | 263 | 1984-87 |
| 8. Matt Prater..... | 258 | 2002-05 |
| 9. Willie English..... | 228 | 1989-93 |
| 10. Nick Cattoi..... | 225 | 2008-11 |

TOUCHDOWNS RESPONSIBLE FOR

Game

| | | |
|------------------------|---|----------|
| 1. Darin Slack..... | 7 | 10/17/87 |
| Daunte Culpepper..... | 7 | 9/12/98 |
| John Rhys Plumlee..... | 7 | 10/13/22 |
| 3. Darin Hinshaw..... | 6 | 11/6/93 |
| Daunte Culpepper..... | 6 | 11/1/97 |
| Daunte Culpepper..... | 6 | 9/5/98 |
| Ryan Schneider..... | 6 | 11/9/02 |
| McKenzie Milton..... | 6 | 12/2/17 |
| McKenzie Milton..... | 6 | 9/21/18 |
| McKenzie Milton..... | 6 | 9/29/18 |
| Darriell Mack Jr..... | 6 | 12/1/18 |
| Dillon Gabriel..... | 6 | 10/17/20 |

Season

| | | |
|--------------------------|----|------|
| 1. McKenzie Milton..... | 45 | 2017 |
| 2. Daunte Culpepper..... | 40 | 1998 |
| 3. McKenzie Milton..... | 34 | 2018 |
| Dillon Gabriel..... | 34 | 2020 |
| 5. Darin Hinshaw..... | 33 | 1994 |
| Ryan Schneider..... | 33 | 2002 |
| Blake Bortles..... | 33 | 2012 |
| Dillon Gabriel..... | 33 | 2019 |
| 9. Darin Hinshaw..... | 31 | 1993 |
| Blake Bortles..... | 31 | 2013 |

Career

| | | |
|----------------------------|-----|---------|
| 1. Daunte Culpepper..... | 108 | 1995-98 |
| 2. Darin Hinshaw..... | 93 | 1991-94 |
| 3. Ryan Schneider..... | 93 | 2000-03 |
| 4. McKenzie Milton..... | 92 | 2016-18 |
| 5. Dillon Gabriel..... | 78 | 2019-21 |
| 6. Blake Bortles..... | 71 | 2011-13 |
| 7. Darin Slack..... | 53 | 1984-87 |
| 8. Dana Thyhsen..... | 46 | 1982-84 |
| Kevin Smith..... | 46 | 2005-07 |
| 10. John Rhys Plumlee..... | 45 | 2022-23 |

OPPONENT SINGLE GAME

SCORING RECORDS

Most Points Scored

30.... Lee Suggs, Virginia Tech..... 11/11/00

Most Touchdowns Scored

5..... Lee Suggs, Virginia Tech..... 11/11/00



KICKING RECORDS

FIELD GOALS MADE

Game

| | | |
|----------------------|----------|----------------|
| 1. Scott Ryerson | 4 | 10/10/81 |
| Ed O'Brien | 4 | 9/7/85 |
| Ed O'Brien | 4 | 9/6/86 |
| Charlie Pierce | 4 | 11/12/94 |
| Javier Beorlegui | 4 | 10/28/00 |
| Matt Prater | 4 | 11/16/02 |
| Matt Prater | 4 | 11/12/05 |
| Michael Torres | 4 | 11/11/06 |
| Nick Cattoi | 4 | 10/3/09 |
| Shawn Moffitt | 4 | 10/4/12 |
| Shawn Moffitt | 4 | 12/4/14 |
| Matthew Wright | 4 | 9/3/16 |
| Colton Boomer | 4 | 9/24/22 |
| Colton Boomer | 4 | 9/9/23 |

Season

| | | |
|-------------------|----|------|
| 1. Shawn Moffitt | 21 | 2013 |
| 2. Michael Torres | 20 | 2007 |
| 3. Scott Ryerson | 18 | 1981 |
| 4. Ed O'Brien | 17 | 1987 |
| Matt Prater | 17 | 2005 |
| Michael Torres | 17 | 2006 |
| Shawn Moffitt | 17 | 2014 |
| Matthew Wright | 17 | 2016 |
| 9. Ed O'Brien | 16 | 1986 |
| Franco Grilla | 16 | 1990 |

Career

| | | |
|-------------------|----|---------|
| 1. Matthew Wright | 55 | 2015-18 |
| 2. Shawn Moffitt | 53 | 2011-14 |
| 3. Ed O'Brien | 50 | 1984-87 |
| Matt Prater | 50 | 2002-05 |
| 5. Franco Grilla | 47 | 1989-92 |
| 6. Charlie Pierce | 46 | 1993-96 |
| 7. Nick Cattoi | 39 | 2008-11 |
| 8. Michael Torres | 37 | 2006-07 |
| 9. Matt Prater | 33 | 2002-05 |
| 10. Scott Ryerson | 32 | 1980-83 |
| Javier Beorlegui | 32 | 1998-01 |

CONSECUTIVE FIELD GOALS MADE

| | | |
|----------------------|-----------|----------------------|
| 1. Michael Torres | 16 | 10/20/07-12/29/07 |
| 2. Charlie Pierce | 12 | 9/25-10/30/93 |
| Shawn Moffitt | 12 | 12/21/12-11/9/13 |
| 4. Matt Prater | 11 | 11/18/03-9/18/04 |
| 5. Javier Beorlegui | 10 | 9/23/00-9/1/01 |
| Colton Boomer | 10 | 9/17-10/29/22 |
| 6. Charlie Pierce | 9 | 10/15-11/19/94 |
| Shawn Moffitt | 9 | 11/3/11-10/13/12 |
| Dylan Barnas | 9 | 9/14/19-11/23/19 |
| 9. Franco Grilla | 8 | 9/22-10/20/90 |
| Michael Torres | 8 | 11/4-11/18/06 |
| Matthew Wright | 8 | 9/1-10/17/15 |

FIELD GOALS ATTEMPTED

Game

| | | |
|------------------|---|----------|
| 1. Scott Ryerson | 8 | 11/7/81 |
| 2. Shawn Moffitt | 6 | 12/4/14 |
| 3. Scott Ryerson | 5 | 10/3/81 |
| Scott Ryerson | 5 | 10/10/81 |
| Travis Allen | 5 | 10/8/88 |
| Matt Prater | 5 | 11/2/02 |
| Matt Prater | 5 | 11/12/05 |

Season

| | | |
|-------------------|----|------|
| 1. Scott Ryerson | 29 | 1981 |
| 2. Ed O'Brien | 26 | 1987 |
| 3. Michael Torres | 24 | 2006 |
| Michael Torres | 24 | 2007 |
| 5. Shawn Moffitt | 23 | 2013 |
| Shawn Moffitt | 23 | 2014 |
| 7. Matthew Wright | 22 | 2016 |
| 8. Ed O'Brien | 21 | 1986 |
| Franco Grilla | 21 | 1990 |
| Franco Grilla | 21 | 1991 |
| Matt Prater | 21 | 2002 |
| Colton Boomer | 21 | 2023 |

Career

| | | |
|---------------------|----|---------|
| 1. Ed O'Brien | 77 | 1984-87 |
| 2. Matt Prater | 74 | 2002-05 |
| 3. Franco Grilla | 71 | 1989-92 |
| Matthew Wright | 71 | 2015-18 |
| 5. Shawn Moffitt | 69 | 2011-14 |
| 6. Charlie Pierce | 61 | 1993-96 |
| 7. Nick Cattoi | 60 | 2008-11 |
| 7. Scott Ryerson | 54 | 1980-83 |
| 8. Javier Beorlegui | 50 | 1998-01 |
| 9. Michael Torres | 48 | 2006-07 |
| 10. Matthew Wright | 39 | 2015-16 |

FIELD GOAL PERCENTAGE

Season (minimum 10 attempts)


| | | |
|-------------------------|--------------------|-------------|
| 1. Colton Boomer | 933 (14/15) | 2022 |
| 2. Shawn Moffitt | 913 (21/23) | 2013 |
| 3. Dylan Barnas | 882 (15/17) | 2019 |
| 4. Charlie Pierce | 875 (14/16) | 1994 |
| 5. Matthew Wright | 857 (12/14) | 2018 |
| 6. Michael Torres | 833 (20/24) | 2007 |
| 7. Fred Waczewski | 813 (13/16) | 1997 |
| 8. Charlie Pierce | 778 (14/18) | 1993 |
| Javier Beorlegui | 778 (14/18) | 2000 |
| 10. Matthew Wright | 773 (17/22) | 2016 |

Career (minimum 2 years/20 attempts)

| | | |
|-------------------------|--------------------|-------------------|
| 1. Matthew Wright | 775 (55/71) | 2015-18 |
| 2. Michael Torres | 771 (37/48) | 2006-07 |
| 3. Shawn Moffitt | 768 (53/69) | 2011-14 |
| 4. Charlie Pierce | 754 (46/61) | 1993-96 |
| 5. Colton Boomer | 750 (27/36) | 2022-pres. |
| 6. Fred Waczewski | 677 (21/31) | 1997-98 |
| 7. Matt Prater | 676 (50/74) | 2002-05 |
| 8. Franco Grilla | 662 (47/71) | 1989-92 |
| 9. Nick Cattoi | 650 (39/60) | 2008-11 |
| 10. Ed O'Brien | 649 (50/77) | 1984-87 |

LONGEST FIELD GOAL MADE

| | | |
|----------------------|-----------|-------------------------------|
| 1. Ed O'Brien | 55 | 9/7/85 |
| Colton Boomer | 55 | 9/9/23 |
| 2. Scott Ryerson | 54 | 10/10/81 |
| Darin Daly | 54 | 10/26/08 |
| 3. Matt Prater | 53 | 8/31/02 |
| 4. Ed O'Brien | 52 | 11/10/84 |
| Scott Ryerson | 52 | 11/7/81 |
| Charlie Pierce | 52 | 9/28/96 |
| 7. Five players tied | 51 | last Michael Torres, 11/10/06 |





KICKING RECORDS

FIELD GOALS MADE 50 YARDS OR MORE

| | | |
|----------------------------|----------------|---------------|
| Game | | |
| 1. Scott Ryerson | 2 | 10/10/81 |
| Colton Boomer | 2 | 9/9/23 |

| | | |
|----------------------------|----------------|-------------|
| Season | | |
| 1. Scott Ryerson | 4 | 1981 |
| 2. Scott Ryerson | 2 | 1983 |
| Colton Boomer | 2 | 2023 |
| 3. Scott Ryerson | 1 | 1982 |
| Ed O'Brien | 1 | 1984 |
| Ed O'Brien | 1 | 1985 |
| Ed O'Brien | 1 | 1986 |
| Franco Grilla | 1 | 1990 |
| Charlie Pierce | 1 | 1996 |
| Fred Waczewski | 1 | 1997 |
| Matt Prater | 1 | 2002 |
| Matt Prater | 1 | 2004 |
| Michael Torres | 1 | 2006 |
| Darin Daly | 1 | 2008 |
| Nick Cattoi | 1 | 2009 |
| Shawn Moffitt | 1 | 2013 |
| Matthew Wright | 1 | 2016 |
| Dylan Barnas | 1 | 2019 |

| | | |
|----------------------------|----------------|-------------------|
| Career | | |
| 1. Scott Ryerson | 7 | 1980-83 |
| 2. Ed O'Brien | 3 | 1984-87 |
| 3. Matt Prater | 2 | 2002-05 |
| Colton Boomer | 2 | 2022-pres. |
| 4. Franco Grilla | 1 | 1989-92 |
| Charlie Pierce | 1 | 1993-96 |
| Fred Waczewski | 1 | 1995-98 |
| Michael Torres | 1 | 2006-07 |
| Nick Cattoi | 1 | 2008-11 |
| Shawn Moffitt | 1 | 2011-13 |
| Matthew Wright | 1 | 2015-18 |
| Dylan Barnas | 1 | 2017-19 |

PATS MADE

| | | |
|----------------------------|-----------------|-----------------|
| Game | | |
| 1. Matthew Wright | 10 | 10/28/17 |
| Colton Boomer | 10 | 10/13/22 |
| 3. Ed O'Brien | 9 | 11/15/86 |
| Franco Grilla | 9 | 11/17/90 |
| Franco Grilla | 9 | 11/7/92 |
| Javier Beorlegui | 9 | 10/13/01 |
| Matthew Wright | 9 | 10/14/17 |
| Dylan Barnas | 9 | 10/26/19 |
| Daniel Obarski | 9 | 9/11/21 |
| 10. Scott Ryerson | 8 | 11/19/83 |
| Ed O'Brien | 8 | 10/31/87 |
| Charlie Pierce | 8 | 9/24/94 |
| Fred Waczewski | 8 | 9/5/98 |
| Shawn Moffitt | 8 | 10/26/13 |
| Matthew Wright | 8 | 12/2/17 |
| Matthew Wright | 8 | 8/30/18 |
| Matthew Wright | 8 | 9/21/18 |
| Matthew Wright | 8 | 12/1/18 |
| Colton Boomer | 8 | 8/31/23 |

| | | |
|-------------------------------|-----------------|-------------|
| Season | | |
| 1. Matthew Wright | 80 | 2017 |
| 2. Matthew Wright | 74 | 2018 |
| 3. Dylan Barnas | 69 | 2019 |
| 4. Shawn Moffitt | 59 | 2012 |
| 5. Daniel Obarski | 53 | 2021 |
| 6. Michael Torres | 50 | 2007 |
| 7. Shawn Moffitt | 49 | 2013 |
| 8. Colton Boomer | 48 | 2023 |
| 9. Charlie Pierce | 47 | 1994 |
| Nick Cattoi | 47 | 2010 |

| | | |
|---------------------------|-----------|---------|
| Career | | |
| 1. Matthew Wright | 210 | 2015-18 |
| 2. Charlie Pierce | 159 | 1993-96 |
| 3. Shawn Moffitt | 155 | 2011-14 |
| 4. Franco Grilla | 142 | 1989-92 |
| 5. Matthew Wright | 136 | 2015-17 |
| 6. Ed O'Brien | 112 | 1984-87 |
| 7. Javier Beorlegui | 111 | 1998-01 |
| Daniel Obarski | 111 | 2019-22 |
| 9. Matt Prater | 108 | 2002-05 |
| Nick Cattoi | 108 | 2008-11 |

PATS ATTEMPTED

| | | |
|----------------------------|-----------------|-----------------|
| Game | | |
| 1. Matthew Wright | 10 | 10/28/17 |
| Colton Boomer | 10 | 10/13/22 |
| 3. Ed O'Brien | 9 | 11/15/86 |
| Franco Grilla | 9 | 11/7/92 |
| Franco Grilla | 9 | 11/17/90 |
| Javier Beorlegui | 9 | 10/13/01 |
| Matthew Wright | 9 | 10/14/17 |
| Dylan Barnas | 9 | 10/26/19 |
| Daniel Obarski | 9 | 9/11/21 |
| 10. Tom Hungerford | 8 | 9/20/80 |
| Scott Ryerson | 8 | 11/19/83 |
| Ed O'Brien | 8 | 10/31/87 |
| Charlie Pierce | 8 | 9/24/94 |
| Fred Waczewski | 8 | 9/5/98 |
| Shawn Moffitt | 8 | 10/27/12 |
| Shawn Moffitt | 8 | 10/26/13 |
| Matthew Wright | 8 | 12/2/17 |
| Matthew Wright | 8 | 8/30/18 |
| Matthew Wright | 8 | 9/21/18 |
| Matthew Wright | 8 | 12/1/18 |
| Daniel Obarski | 8 | 11/27/20 |
| Colton Boomer | 8 | 8/31/23 |

| | | |
|----------------------------|-----------------|-------------|
| Season | | |
| 1. Matthew Wright | 81 | 2017 |
| 2. Matthew Wright | 74 | 2018 |
| 3. Dylan Barnas | 70 | 2019 |
| 4. Shawn Moffitt | 64 | 2012 |
| 5. Daniel Obarski | 54 | 2021 |
| 6. Michael Torres | 51 | 2007 |
| 7. Nick Cattoi | 50 | 2010 |
| Colton Boomer | 50 | 2023 |
| 9. Shawn Moffitt | 49 | 2013 |
| Daniel Obarski | 49 | 2020 |

| | | |
|--------------------------------|------------------|-------------------|
| Career | | |
| 1. Matthew Wright | 213 | 2015-18 |
| 2. Charlie Pierce | 163 | 1993-96 |
| 3. Shawn Moffitt | 160 | 2011-14 |
| 4. Franco Grilla | 148 | 1989-92 |
| 5. Ed O'Brien | 118 | 1984-87 |
| 6. Javier Beorlegui | 117 | 1998-01 |
| Matt Prater | 117 | 2002-05 |
| 8. Daniel Obarski | 115 | 2019-22 |
| 9. Nick Cattoi | 114 | 2008-11 |
| 10. Colton Boomer | 100 | 2022-pres. |

CONSECUTIVE PATS MADE

| | | |
|-------------------------------|-----------------|----------------|
| 1. Matthew Wright | 154 | 2017-18 |
| 2. Franco Grilla | 103 | 1990-92 |
| 3. Colton Boomer | 84 | 2022-23 |
| 4. Charlie Pierce | 81 | 1993-94 |
| Shawn Moffitt | 81 | 2012-14 |
| 6. Michael Torres | 67 | 2006-07 |
| 7. Javier Beorlegui | 60 | 1999-00 |
| 8. Dylan Barnas | 57 | 2019 |
| 9. Ed O'Brien | 52 | 1986-87 |
| 10. Javier Beorlegui | 40 | 2001 |

PERCENTAGE OF PATS MADE

| | | |
|-------------------------------------|---------------------|------|
| Season (minimum 25 attempts) | | |
| 1. Ed O'Brien | 1.000 (30/30) | 1987 |
| Franco Grilla | 1.000 (31/31) | 1991 |
| Franco Grilla | 1.000 (45/45) | 1992 |
| Charlie Pierce | 1.000 (47/47) | 1994 |
| Michael Torres | 1.000 (25/25) | 2006 |
| Shawn Moffitt | 1.000 (49/49) | 2013 |
| Shawn Moffitt | 1.000 (30/30) | 2014 |
| Matthew Wright | 1.000 (74/74) | 2018 |
| 9. Dylan Barnas | .986 (69/70) | 2019 |
| 10. Daniel Obarski | .981 (53/54) | 2021 |

Career (minimum 2 years/50 attempts)

| | | |
|-------------------------------|----------------------------|-------------------|
| 1. Michael Torres | .987 (75/76) | 2006-07 |
| 2. Matthew Wright | .986 (210/213) | 2015-18 |
| 3. Charlie Pierce | .975 (159/163) | 1993-96 |
| 4. Colton Boomer | .970 (97/100) | 2022-pres. |
| 5. Shawn Moffitt | .969 (155/160) | 2011-14 |
| 6. Matthew Wright | .966 (56/58) | 2015-16 |
| 7. Daniel Obarski | .965 (111/115) | 2019-21 |
| 8. Franco Grilla | .959 (142/148) | 1989-92 |
| 9. Ed O'Brien | .949 (112/118) | 1984-87 |
| Javier Beorlegui | .949 (111/117) | 1998-01 |

OPPONENT SINGLE GAME

KICKING RECORDS

Most Field Goals

| |
|--------------------------------------|
| 5..... Danny Hrapmann, Southern Miss |
| 11/12/11 |

Most Field Goals Attempted

| |
|----------------|
| 5..... 3 Times |
|----------------|

Longest Field Goal

| | |
|-----------------------------------|--------|
| 64..... Jose Martinez, UTEP | 9/7/08 |
|-----------------------------------|--------|

Most PATS

| | |
|---------------------------------------|----------|
| 8..... Pat Tyler, VMI | 9/25/82 |
| 8..... Rick Wilson, Stephen F. Austin | |
| 10/26/85 | |
| 8..... Ty Cummings, Houston | 10/24/15 |
| 8..... Cole Smith, Cincinnati | 10/16/21 |





PUNTING RECORDS

Team Records

Single Game

Most Punts

| | | |
|------------|----|----------------------|
| UCF | 11 | USF, 10/13/07 |
| UCF | 11 | Ark State, 12/17/16 |
| Both Teams | 23 | Ark State, 12/17/16 |
| Opponent | 13 | Florida A&M, 8/29/19 |

Most Punting Yards

| | | |
|------------|-----|----------------------|
| UCF | 463 | USF, 10/13/07 |
| Both Teams | 904 | Ark State, 12/17/16 |
| Opponent | 618 | Florida A&M, 8/29/19 |

Highest Avg. Per Punt (min. 5 punts)

| | | |
|----------|------|------------------------|
| UCF | 55.7 | Virginia Tech, 8/31/03 |
| Opponent | 53.8 | SE Louisiana, 9/17/83 |

Single Season

Most Punts

| | | |
|----------|----|------|
| UCF | 90 | 2008 |
| Opponent | 93 | 2019 |

Most Punts Per Game

| | | |
|----------|-----|------|
| UCF | 7.8 | 1982 |
| Opponent | 7.2 | 2019 |

Fewest Punts

| | | |
|----------|----|------|
| UCF | 27 | 1998 |
| Opponent | 43 | 2006 |

Fewest Punts Per Game

| | | |
|----------|-----|------|
| UCF | 2.5 | 1998 |
| Opponent | 3.6 | 2006 |

Most Yards Punting

| | | |
|----------|-------|------|
| UCF | 3,560 | 2008 |
| Opponent | 4,043 | 2019 |

Fewest Yards Punting

| | | |
|----------|-------|------|
| UCF | 982 | 1998 |
| Opponent | 1,779 | 1993 |

Highest Yards Per Punt

| | | |
|----------|------|------|
| UCF | 46.1 | 2003 |
| Opponent | 45.5 | 2020 |

Lowest Yards Per Punt

| | | |
|----------|------|------|
| UCF | 32.1 | 1991 |
| Opponent | 33.7 | 1986 |

Individual Records

LONGEST PUNT

| | | |
|-------------------|----|----------|
| 1. Glenn McCombs | 77 | 10/29/83 |
| 2. Matt Prater | 74 | 10/11/03 |
| 3. Matt Prater | 71 | 8/31/03 |
| Caleb Houston | 71 | 10/5/13 |
| Andrew Osteen | 71 | 9/21/19 |
| 6. Caleb Houston | 70 | 10/1/16 |
| 7. Charlie Pierce | 70 | 10/30/93 |
| Blake Clingan | 70 | 11/7/09 |
| 9. Charlie Pierce | 69 | 11/18/95 |
| Mac Loudermilk | 69 | 11/11/17 |

OPPONENT SINGLE GAME

PUNTING RECORDS

Most Punts

| | | |
|---------|------------------------------|----------|
| 12..... | Skip Shelton, Nicholls State | 10/17/92 |
| 12..... | Will Johnson, Miles | 10/3/81 |
| 12..... | Damon Foncham, Ark St. | 12/17/16 |

Most Yards Punting

| | | |
|--------|----------------------------|---------|
| 533... | Chris Faddoul, Florida A&M | 8/29/19 |
|--------|----------------------------|---------|

Highest Average Yards Per Punt

(min. 5 punts)

| | | |
|--------|---------------------------|---------|
| 53.8.. | Bret Wright, SE Louisiana | 9/17/83 |
|--------|---------------------------|---------|

Longest Punt

| | | |
|---------|-----------------------------|----------|
| 73..... | Andy Pollock, Bowling Green | 11/16/96 |
|---------|-----------------------------|----------|

PUNTS

Game

| | | |
|---------------------|----|----------|
| 1. Blake Clingan | 11 | 10/13/07 |
| Blake Clingan | 11 | 10/11/08 |
| 3. Doug Friedlander | 10 | 10/17/81 |
| Charlie Pierce | 10 | 9/14/96 |
| Caleb Houston | 10 | 11/19/15 |
| Caleb Houston | 10 | 12/17/16 |
| 7. Doug Friedlander | 9 | 9/11/82 |
| Doug Friedlander | 9 | 9/18/82 |
| Dana Thyhsen | 9 | 10/2/82 |
| Dana Thyhsen | 9 | 10/30/82 |
| Glenn McCombs | 9 | 10/29/83 |
| Glenn McCombs | 9 | 9/8/84 |
| Glenn McCombs | 9 | 9/29/84 |
| Ed O'Brien | 9 | 11/3/84 |
| Aaron Horne | 9 | 9/9/06 |
| Jim Hogan | 9 | 10/26/85 |
| Jim Hogan | 9 | 10/11/86 |
| Javier Beorlegui | 9 | 9/2/00 |
| Aaron Horne | 9 | 10/30/04 |
| Aaron Horne | 9 | 11/6/04 |
| Blake Clingan | 9 | 9/6/08 |
| Blake Clingan | 9 | 10/26/08 |
| Jamie Boyle | 9 | 9/29/12 |
| Jamie Boyle | 9 | 11/17/12 |
| Caleb Houston | 9 | 11/12/16 |
| Caleb Houston | 9 | 11/19/16 |

Season

| | | |
|-------------------|----|------|
| 1. Blake Clingan | 88 | 2008 |
| 2. Caleb Houston | 74 | 2016 |
| 3. Andrew Osteen | 71 | 2021 |
| 4. Aaron Horne | 66 | 2004 |
| 5. Blake Clingan | 65 | 2009 |
| Caleb Houston | 65 | 2015 |
| 7. Jamie Boyle | 60 | 2012 |
| 8. Blake Clingan | 59 | 2007 |
| 9. Matt Prater | 58 | 2003 |
| 10. Andrew Osteen | 57 | 2019 |

Career

| | | |
|---------------------|-----|---------|
| 1. Blake Clingan | 251 | 2007-10 |
| 2. Caleb Houston | 234 | 2013-16 |
| 3. Charlie Pierce | 173 | 1993-96 |
| 4. Aaron Horne | 162 | 2004-06 |
| 5. Javier Beorlegui | 151 | 1998-01 |
| 6. Russ Salerno | 112 | 1989-91 |
| 7. Mac Loudermilk | 108 | 2015-18 |
| 8. Glenn McCombs | 100 | 1983-84 |
| 9. Andrew Osteen | 97 | 2019-20 |
| 10. Jim Hogan | 89 | 1985-86 |

PUNT YARDAGE

Game

| | | |
|----------------------|-----|----------|
| 1. Blake Clingan | 463 | 10/13/07 |
| 2. Charlie Pierce | 449 | 9/14/96 |
| Caleb Houston | 449 | 11/19/15 |
| 4. Caleb Houston | 440 | 12/17/16 |
| 5. Glenn McCombs | 431 | 9/8/84 |
| 6. Matt Prater | 419 | 11/1/03 |
| 7. Glenn McCombs | 418 | 10/29/83 |
| Blake Clingan | 418 | 10/11/08 |
| 9. Caleb Houston | 414 | 11/12/16 |
| 10. Javier Beorlegui | 409 | 9/2/00 |

Season

| | | |
|------------------|-------|------|
| 1. Blake Clingan | 3,560 | 2008 |
| 2. Caleb Houston | 3,117 | 2016 |
| 3. Caleb Houston | 2,874 | 2015 |
| 4. Matt Prater | 2,781 | 2003 |
| 5. Aaron Horne | 2,554 | 2004 |
| 6. Jamie Boyle | 2,434 | 2012 |
| 7. Blake Clingan | 2,422 | 2009 |
| 8. Andrew Osteen | 2,408 | 2019 |
| 9. Blake Clingan | 2,404 | 2007 |
| 10. Aaron Horne | 2,197 | 2005 |

Career

| | | |
|---------------------|--------|---------|
| 1. Blake Clingan | 10,017 | 2007-10 |
| 2. Caleb Houston | 9,826 | 2013-16 |
| 3. Charlie Pierce | 7,111 | 1993-96 |
| 4. Aaron Horne | 6,493 | 2004-06 |
| 5. Javier Beorlegui | 6,209 | 1998-01 |
| 6. Mac Loudermilk | 4,528 | 2015-18 |
| 7. Andrew Osteen | 4,164 | 2019-20 |
| 8. Glenn McCombs | 4,123 | 1983-84 |
| 9. Russ Salerno | 3,852 | 1989-91 |
| 10. Jim Hogan | 3,384 | 1985-86 |

AVERAGE YARDAGE PER PUNT

Game (minimum 5 punts)

| | | |
|-------------------|--------------|----------|
| 1. Matt Prater | 57.6 (403/7) | 10/11/03 |
| 2. Matt Prater | 55.7 (334/6) | 8/31/03 |
| 3. Andrew Osteen | 53.4 (267/5) | 9/21/19 |
| 4. Matt Prater | 52.4 (419/8) | 11/1/03 |
| 5. Caleb Houston | 52.2 (313/6) | 10/5/13 |
| 6. Mac Loudermilk | 50.0 (350/7) | 10/24/15 |
| 7. Glenn McCombs | 49.6 (347/7) | 11/5/83 |
| 8. Caleb Houston | 49.2 (295/6) | 9/12/15 |
| 9. Charlie Pierce | 49.0 (245/5) | 10/30/93 |
| 10. Matt Prater | 48.8 (244/5) | 11/19/03 |

Season (minimum 25 punts)

| | | |
|-----------------------|------------------------|-------------|
| 1. Matt Prater | 47.9 (58/2,781) | 2003 |
| 2. Caleb Houston | 44.2 (65/2,874) | 2015 |
| 3. Charlie Pierce | 44.1 (49/2,159) | 1996 |
| 4. Andrew Osteen | 43.9 (40/1,756) | 2020 |
| 5. Marek Butcher | 43.9 (49/2,149) | 1997 |
| 6. Javier Beorlegui | 43.5 (46/2,001) | 2001 |
| Mitch McCarthy | 43.5 (39/1,698) | 2022 |
| 8. Mac Loudermilk | 43.4 (47/2,042) | 2018 |
| 9. Aaron Horne | 42.3 (52/2,197) | 2005 |
| 10. Caleb Houston | 42.2 (41/1,732) | 2013 |

Career (minimum 2 years/50 punts)

| | | |
|--------------------------|------------------------|-------------------|
| 1. Matt Prater | 47.6 (64/3,044) | 2002-05 |
| 2. Andrew Osteen | 42.9 (97/4,164) | 2019-20 |
| 3. Mitch McCarthy | 42.3 (77/3,258) | 2022-pres. |
| 4. Caleb Houston | 42.0 (234/9,826) | 2013-16 |
| 5. Mac Loudermilk | 41.9 (108/4,528) | 2015-18 |
| 6. Glenn McCombs | 41.2 (100/4,123) | 1983-84 |
| 7. Charlie Pierce | 41.1 (173/7,111) | 1993-96 |
| 8. Javier Beorlegui | 41.1 (151/6,209) | 1998-01 |
| 9. David Bohner | 40.7 (50/2,033) | 2010-11 |
| 10. Aaron Horne | 40.1 (162/6,493) | 2004-06 |





TEAM RECORDS

Single Game

Most Punts Returned

| | | |
|------------|----|---------------------------|
| UCF | 8 | NW Missouri St., 10/24/87 |
| Both Teams | 11 | Alabama A&M, 10/17/81 |
| | 11 | SE Louisiana, 9/18/82 |
| | 11 | Ark State, 12/16/17 |
| Opponent | 9 | Alabama A&M, 10/17/81 |

Most Punt Return Yards

| | | |
|------------|-----|---------------------------|
| UCF | 158 | NW Missouri St., 10/24/87 |
| Both Teams | 176 | Alabama A&M, 10/17/81 |
| Opponent | 155 | Alabama A&M, 10/17/81 |

Most Kicks Returned

| | | |
|------------|----|------------------------------|
| UCF | 11 | Nicholls State, 10/23/82 |
| Both Teams | 16 | Memphis 12/2/17 |
| Opponent | 11 | Grand Valley State, 10/31/87 |

Most Kick Return Yards

| | | |
|------------|-----|------------------------|
| UCF | 240 | East Carolina, 10/6/07 |
| Both Teams | 436 | East Carolina, 10/6/07 |
| Opponent | 238 | Austin Peay, 10/28/17 |

Single Season

Most Punts Returned

| | | |
|----------|----|------|
| UCF | 38 | 1990 |
| Opponent | 39 | 1982 |

Fewest Punts Returned

| | | |
|----------|---|------|
| UCF | 9 | 2020 |
| Opponent | 6 | 2017 |

Most Yards Returned

| | | |
|----------|-----|------|
| UCF | 463 | 2005 |
| Opponent | 449 | 1984 |

Fewest Yards Returned

| | | |
|----------|----|------|
| UCF | 15 | 1983 |
| Opponent | 32 | 2009 |

Highest Average Per Punt Return

| | | |
|----------|------|------|
| UCF | 16.5 | 2005 |
| Opponent | 14.6 | 2011 |

Lowest Average Per Punt Return

| | | |
|----------|------|------|
| UCF | -0.8 | 1983 |
| Opponent | 2.3 | 2009 |

Most Kick Returns

| | | |
|----------|----|------|
| UCF | 65 | 2015 |
| Opponent | 89 | 2007 |

Fewest Kick Returns

| | | |
|----------|----|------|
| UCF | 15 | 2020 |
| Opponent | 24 | 1982 |

Most Kick Return Yds

| | | |
|----------|-------|------|
| UCF | 1,492 | 2015 |
| Opponent | 1,822 | 2007 |

Fewest Kick Return Yds

| | | |
|----------|-----|------|
| UCF | 302 | 2019 |
| Opponent | 532 | 1989 |

Highest Avg. Per Kick Return

| | | |
|----------|------|------|
| UCF | 27.8 | 2010 |
| Opponent | 25.3 | 2001 |

Lowest Avg. Per Kick Return

| | | |
|----------|------|------|
| UCF | 15.4 | 2000 |
| Opponent | 13.0 | 1989 |

individual records

PUNT RETURNS

Game

| | | |
|-------------------|---|----------|
| 1. Sean Beckton | 8 | 10/24/87 |
| 2. Mike Dickinson | 7 | 10/27/90 |
| Mike Dickinson | 7 | 11/16/91 |
| 4. Neil Beasley | 6 | 11/15/86 |
| Mike Dickinson | 6 | 9/15/90 |
| Mike Dickinson | 6 | 9/29/90 |
| Mike Dickinson | 6 | 8/31/91 |
| Todd Cleveland | 6 | 10/11/97 |
| Joe Burnett | 6 | 12/1/07 |
| Joe Burnett | 6 | 10/11/08 |
| Rocky Ross | 6 | 9/5/09 |
| Otis Anderson | 6 | 8/29/19 |
| Xavier Townsend | 6 | 8/28/24 |

Season (Punt Returns)

| | | |
|-------------------|----|------|
| 1. Mike Dickinson | 32 | 1990 |
| 2. Mike Dickinson | 31 | 1991 |
| Joe Burnett | 31 | 2007 |
| 4. Joe Burnett | 28 | 2005 |
| 5. Joe Burnett | 26 | 2008 |
| Chris Johnson | 26 | 2016 |
| 7. Asante Samuel | 25 | 2000 |
| J.J. Worton | 25 | 2012 |
| 9. Todd Cleveland | 22 | 1997 |
| 10. Siaha Burley | 21 | 1998 |
| Otis Anderson | 21 | 2019 |

Career

| | | |
|--------------------|----|------------|
| 1. Joe Burnett | 96 | 2005-08 |
| 2. Mike Dickinson | 85 | 1989-92 |
| J.J. Worton | 72 | 2011-14 |
| 4. Asante Samuel | 63 | 1999-02 |
| 5. Mark Whittemore | 43 | 1991-94 |
| 6. Tavaris Capers | 40 | 2001-04 |
| 7. Otis Anderson | 39 | 2017-20 |
| 8. Todd Cleveland | 35 | 1994-97 |
| Xavier Townsend | 35 | 2022-pres. |
| 10. Chris Johnson | 34 | 2015-17 |

LONGEST PUNT RETURN

| | | |
|-------------------|---------|----------|
| 1. Siaha Burley | 91 (TD) | 11/21/98 |
| 2. Otis Anderson | 87 (TD) | 9/21/19 |
| 3. Mike Dickinson | 86 (TD) | 8/31/91 |
| 4. Joe Burnett | 83 (TD) | 12/1/07 |
| 5. Neil Beasley | 72 (TD) | 11/15/86 |
| 6. Mike Dickinson | 70 (TD) | 9/28/91 |
| Mark Whittemore | 70 (TD) | 10/15/94 |
| 8. Joe Burnett | 68 (TD) | 12/3/05 |

PUNT RETURN YARDAGE

Game

| | | |
|---------------------|-----|----------|
| 1. Sean Beckton | 158 | 10/24/87 |
| 2. Siaha Burley | 125 | 11/21/98 |
| 3. Mike Hughes | 118 | 10/14/17 |
| 4. Mike Dickinson | 100 | 8/31/91 |
| 5. Mike Dickinson | 100 | 11/16/91 |
| 6. Neil Beasley | 94 | 11/15/86 |
| 7. Todd Cleveland | 94 | 10/19/96 |
| 8. Rocky Ross | 91 | 9/5/09 |
| 9. Otis Anderson | 87 | 9/21/19 |
| 10. Xavier Townsend | 86 | 8/28/24 |

Season

| | | |
|-------------------|-----|------|
| 1. Joe Burnett | 463 | 2005 |
| 2. Joe Burnett | 378 | 2008 |
| 3. Mike Dickinson | 387 | 1991 |
| 4. Joe Burnett | 331 | 2007 |
| 5. Josh Robinson | 304 | 2010 |
| 6. Siaha Burley | 293 | 1998 |
| 7. Otis Anderson | 277 | 2019 |
| 8. J.J. Worton | 266 | 2012 |
| 9. Asante Samuel | 233 | 2002 |
| Mike Hughes | 233 | 2017 |

Career

| | | |
|--------------------|-------|------------|
| 1. Joe Burnett | 1,304 | 2005-08 |
| 2. J.J. Worton | 740 | 2011-14 |
| 3. Mike Dickinson | 717 | 1989-92 |
| 4. Asante Samuel | 673 | 1999-02 |
| 5. Otis Anderson | 478 | 2017-20 |
| 6. Mark Whittemore | 420 | 1991-94 |
| 7. Xavier Townsend | 405 | 2022-pres. |
| 8. Tavaris Capers | 372 | 2001-04 |
| 9. Josh Robinson | 355 | 2009-11 |
| 10. Sean Beckton | 314 | 1987-90 |

AVERAGE PER PUNT RETURN

Game (minimum of 5 returns)

| | | |
|-------------------|--------------|----------|
| 1. Sean Beckton | 19.8 (158/8) | 10/24/87 |
| 2. Mike Dickinson | 16.7 (100/6) | 8/31/91 |
| 3. Neil Beasley | 15.7 (94/6) | 11/15/86 |
| 4. Joe Burnett | 15.2 (76/5) | 9/22/07 |
| 5. Rocky Ross | 15.1 (91/6) | 9/5/09 |
| 6. John Scargle | 14.6 (73/5) | 11/7/81 |
| 7. Mike Dickinson | 14.3 (100/7) | 11/16/91 |
| Xavier Townsend | 14.3 (6/86) | 8/28/24 |

Season (minimum of 15 returns)

| | | |
|-------------------|---------------|------|
| 1. Joe Burnett | 16.5 (463/28) | 2005 |
| 2. Josh Robinson | 15.2 (304/20) | 2010 |
| 3. Joe Burnett | 14.5 (378/26) | 2008 |
| 4. Siaha Burley | 14.0 (293/21) | 1998 |
| 5. Otis Anderson | 13.2 (277/21) | 2019 |
| 6. Mike Dickinson | 12.5 (387/31) | 1981 |
| 7. Asante Samuel | 12.3 (233/19) | 2002 |
| 8. Sean Beckton | 12.2 (208/17) | 1987 |

| | | |
|---------------------|---------------|------|
| 9. Otis Anderson | 11.9 (178/15) | 2018 |
| 10. Mark Whittemore | 10.8 (216/20) | 1994 |

Career (minimum 2 years/20 returns)

| | | |
|---------------------|-----------------|-----------|
| 1. Siaha Burley | 14.0 (293/21) | 1997-98 |
| 2. Joe Burnett | 13.6 (1,304/96) | 2005-08 |
| 3. Josh Robinson | 13.1 (355/27) | 2009-11 |
| 4. Otis Anderson | 12.3 (478/39) | 2017-20 |
| 5. Sean Beckton | 11.6 (314/27) | 1987-90 |
| 6. A.J. Guyton | 10.9 (228/21) | 2007-11 |
| 7. Tim Kiggins | 10.7 (236/22) | 1979-80 |
| Asante Samuel | 10.7 (673/63) | 1999-02 |
| 9. J.J. Worton | 10.3 (740/72) | 2011-14 |
| 10. Xavier Townsend | 10.1 (40/405) | 2022-pres |

PUNT RETURN TOUCHDOWNS

Game

| | | |
|------------------|-------------|----------|
| 1. Jeff Farmer | 1 (30 yds)* | 10/20/84 |
| David Alls | 1 (11 yds)* | 11/1/86 |
| Neil Beasley | 1 (72 yds) | 11/15/86 |
| Eric Jones | 1 (5 yds)* | 11/18/85 |
| Sean Beckton | 1 (60 yds) | 11/17/90 |
| Mike Dickinson | 1 (86 yds) | 8/31/91 |
| Mike Dickinson | 1 (58 yds) | 9/7/91 |
| Mike Dickinson | 1 (70 yds) | 9/28/91 |
| Louis Lubin | 1 (11 yds)* | 11/13/93 |
| Mark Whittemore | 1 (70 yds) | 10/15/94 |
| Siaha Burley | 1 (91 yds) | 11/21/98 |
| Thad Ward | 1 (6 yds)* | 9/25/99 |
| Thad Ward | 1 (0 yds)* | 11/13/99 |
| Ricot Joseph | 1 (3 yds)* | 11/20/99 |
| Alphonzo Hopkins | 1 (2 yds)* | 11/23/02 |
| Tavaris Capers | 1 (52 yds) | 10/4/03 |
| Tavaris Capers | 1 (54 yds) | 9/18/04 |
| Joe Burnett | 1 (58 yds) | 11/19/05 |
| Joe Burnett | 1 (68 yds) | 12/3/05 |
| Blake Carter | 1 (31 yds)* | 9/9/06 |
| Augustus Ashley | 1 (37 yds)* | 9/29/07 |
| Joe Burnett | 1 (83 yds) | 12/1/07 |
| Mike Hughes | 1 (66 yds) | 10/14/17 |
| Otis Anderson | 1 (87 yds) | 9/21/19 |
| Quadic Bullard | 1 (19 yds)* | 9/1/22 |
| Quadic Bullard | 1 (29 yds)* | 9/24/22 |

* After blocked

Season

| | | |
|-------------------|---|------|
| 1. Mike Dickinson | 3 | 1991 |
| 2. Thad Ward | 2 | 1999 |
| Joe Burnett | 2 | 2005 |
| Quadic Bullard | 2 | 2022 |

Career

| | | |
|---------------------|---|-----------|
| 1. Mike Dickinson | 3 | 1989-92 |
| Joe Burnett | 3 | 2005-08 |
| 3. Thad Ward | 2 | 1999-01 |
| Tavaris Capers | 2 | 2001-04 |
| Quadic Bullard | 2 | 2020-pres |
| 5. 15 tied with one | | |

KICK RETURNS

Game

| | | |
|--------------------|---|----------|
| 1. Ted Wilson | 7 | 10/13/84 |
| Mark Whittemore | 7 | 9/21/91 |
| Curtis Francis | 7 | 10/13/07 |
| Joe Burnett | 7 | 9/20/08 |
| 5. Shawn Jefferson | 6 | 10/1/88 |
| Mark Whittemore | 6 | 9/7/91 |
| Mark Whittemore | 6 | 9/18/93 |
| Doug Gabriel | 6 | 10/12/02 |
| Quincy McDuffie | 6 | 10/17/09 |
| Quincy McDuffie | 6 | 12/19/09 |
| Tristan Payton | 6 | 10/24/15 |
| Tristan Payton | 6 | 11/19/15 |
| Tristan Payton | 6 | 11/26/15 |

Season

| | | |
|--------------------|----|------|
| 1. Ted Wilson | 40 | 1984 |
| 2. Quincy McDuffie | 39 | 2009 |
| 3. Mark Whittemore | 33 | 1991 |
| 4. Doug Gabriel | 31 | 2002 |
| 5. Tristan Payton | 30 | 2015 |
| 6. Rannell Hall | 29 | 2013 |
| 7. Quincy McDuffie | 27 | 2010 |
| 8. Mark Whittemore | 26 | 1992 |
| Mark Whittemore | 26 | 1993 |
| Luther Huggins | 26 | 2003 |
| Joe Burnett | 26 | 2008 |

Career

| | | |
|--------------------|----|---------|
| 1. Quincy McDuffie | 90 | 2009-12 |
| 2. Ted Wilson | 89 | 1983-86 |
| 3. Mark Whittemore | 86 | 1991-94 |
| 4. Rannell Hall | 82 | 2011-14 |
| 5. Curtis Francis | 75 | 2004-07 |
| 6. Luther Huggins | 67 | 2001-04 |
| 7. Todd Cleveland | 51 | 1994-97 |
| 8. Edward Mack | 50 | 1996-00 |





| | | | |
|-----|--------------------|----|---------|
| 9. | Adrian Killins Jr. | 48 | 2016-19 |
| 10. | Shawn Jefferson | 42 | 1988-90 |

LONGEST KICK RETURN

| | | | |
|-----|--------------------|----------|----------|
| 1. | Ted Wilson | 100 (TD) | 9/17/83 |
| | Ted Wilson | 100 (TD) | 10/13/84 |
| | Todd Cleveland | 100 (TD) | 9/17/94 |
| | Adrian Killins Jr. | 100 (TD) | 10/1/16 |
| 5. | Todd Cleveland | 99 (TD) | 11/19/94 |
| | Khymest Williams | 99 (TD) | 11/17/07 |
| | Quincy McDuffie | 99 (TD) | 10/4/12 |
| 8. | Quincy McDuffie | 98 (TD) | 10/27/12 |
| 9. | Quincy McDuffie | 97 (TD) | 10/27/12 |
| 10. | Quincy McDuffie | 95 (TD) | 9/5/09 |
| | Quincy McDuffie | 95 (TD) | 11/20/10 |
| | Mike Hughes | 95 (TD) | 11/24/17 |

AVERAGE PER KICK RETURN

Game (minimum of five returns)

| | | | |
|-----|-----------------|--------------|----------|
| 1. | Curtis Francis | 40.6 (203/5) | 10/6/07 |
| 2. | Paul Miranda | 39.6 (198/5) | 9/5/98 |
| 3. | Rannell Hall | 36.8 (184/5) | 11/19/11 |
| 4. | Ted Wilson | 30.4 (213/7) | 10/13/84 |
| 5. | Rannell Hall | 29.6 (148/5) | 11/3/11 |
| 6. | Quincy McDuffie | 28.5 (171/6) | 12/19/09 |
| 7. | Jordan Akins | 28.4 (142/5) | 8/30/14 |
| 8. | Rannell Hall | 27.6 (138/5) | 11/12/11 |
| 9. | Mark Whittemore | 26.9 (188/7) | 9/21/91 |
| 10. | Curtis Francis | 26.3 (184/7) | 10/13/07 |

Season (minimum of 15 returns)

| | | | |
|----|--------------------|---------------|------|
| 1. | Quincy McDuffie | 34.2 (582/17) | 2012 |
| 2. | Quincy McDuffie | 32.2 (869/27) | 2010 |
| 3. | Mike Hughes | 31.8 (635/20) | 2017 |
| 4. | Rannell Hall | 31.0 (714/23) | 2011 |
| 5. | Paul Miranda | 30.7 (644/21) | 1998 |
| 6. | Ted Wilson | 29.3 (732/25) | 1983 |
| 7. | Curtis Francis | 29.2 (643/22) | 2007 |
| 8. | Mark Whittemore | 25.5 (662/26) | 1992 |
| 9. | Luther Huggins | 25.1 (653/26) | 2003 |
| | Adrian Killins Jr. | 25.1 (451/18) | 2016 |

Career (minimum 2 years/20 returns)

| | | | |
|-----|------------------|-----------------|---------|
| 1. | Paul Miranda | 33.3 (732/22) | 1997-98 |
| 2. | Joe Burnett | 28.7 (745/26) | 2005-08 |
| 3. | Quincy McDuffie | 27.8 (2,501/90) | 2009-12 |
| 4. | Khymest Williams | 26.3 (710/27) | 2007-11 |
| 5. | Rannell Hall | 25.4 (2,083/82) | 2011-14 |
| 6. | Todd Cleveland | 24.9 (1,270/51) | 1994-97 |
| 7. | Luther Huggins | 23.4 (1,567/67) | 2001-04 |
| 8. | Ted Wilson | 23.8 (2,121/89) | 1983-86 |
| 9. | Tristan Payton | 22.6 (905/40) | 2015-16 |
| 10. | Mark Whittemore | 22.5 (1,932/86) | 1991-94 |

KICK RETURN YARDAGE

Game

| | | | |
|-----|-----------------|-----|----------|
| 1. | Ted Wilson | 213 | 10/13/84 |
| 2. | Curtis Francis | 203 | 10/6/07 |
| 3. | Paul Miranda | 198 | 9/5/98 |
| 4. | Quincy McDuffie | 195 | 10/27/12 |
| 5. | Mark Whittemore | 188 | 9/21/91 |
| 6. | Curtis Francis | 184 | 10/13/07 |
| | Rannell Hall | 184 | 11/19/11 |
| 8. | Ted Wilson | 177 | 10/15/83 |
| | Rannell Hall | 177 | 11/29/13 |
| 10. | Joe Burnett | 175 | 9/20/08 |

Season

| | | | |
|-----|-----------------|-----|------|
| 1. | Ted Wilson | 952 | 1984 |
| 2. | Quincy McDuffie | 944 | 2009 |
| 3. | Quincy McDuffie | 869 | 2010 |
| 4. | Joe Burnett | 745 | 2008 |
| 5. | Ted Wilson | 732 | 1983 |
| 6. | Tristan Payton | 726 | 2015 |
| 7. | Rannell Hall | 714 | 2011 |
| 8. | Rannell Hall | 689 | 2013 |
| 9. | Mark Whittemore | 679 | 1991 |
| 10. | Mark Whittemore | 662 | 1992 |

Career

| | | | |
|-----|--------------------|-------|---------|
| 1. | Quincy McDuffie | 2,501 | 2009-12 |
| 2. | Ted Wilson | 2,121 | 1983-86 |
| 3. | Rannell Hall | 2,083 | 2011-14 |
| 4. | Mark Whittemore | 1,932 | 1991-94 |
| 5. | Curtis Francis | 1,674 | 2004-07 |
| 6. | Luther Huggins | 1,567 | 2001-04 |
| 7. | Todd Cleveland | 1,270 | 1994-97 |
| 8. | Adrian Killins Jr. | 1,038 | 2016-19 |
| 9. | Edward Mack | 1,033 | 1996-00 |
| 10. | Tristan Payton | 934 | 2015-17 |

KICK RETURN TOUCHDOWNS

Game

| | | | |
|----|------------------|----------------|----------|
| 1. | Quincy McDuffie | 2 (98, 97 yds) | 10/27/12 |
| 2. | Ted Wilson | 1 (100 yds) | 9/17/83 |
| | Ted Wilson | 1 (100 yds) | 10/13/84 |
| | Todd Cleveland | 1 (100 yds) | 9/17/94 |
| | Adrian Killins | 1 (100 yds) | 10/1/16 |
| | Todd Cleveland | 1 (89 yds) | 9/24/94 |
| | Todd Cleveland | 1 (99 yds) | 11/19/94 |
| | Todd Cleveland | 1 (93 yds) | 10/12/96 |
| | Paul Miranda | 1 (88 yds) | 11/22/97 |
| | Curtis Francis | 1 (93 yds) | 10/6/07 |
| | Khymest Williams | 1 (99 yds) | 11/17/07 |
| | Joe Burnett | 1 (91 yds) | 9/6/08 |
| | Joe Burnett | 1 (91 yds) | 10/11/08 |
| | Quincy McDuffie | 1 (95 yds) | 9/5/09 |
| | Quincy McDuffie | 1 (93 yds) | 9/11/10 |
| | Quincy McDuffie | 1 (95 yds) | 11/20/10 |
| | Latavius Murray | 1 (69 yds) | 11/12/11 |
| | Quincy McDuffie | 1 (99 yds) | 10/4/12 |
| | Michael Easton | 1 (96 yds) | 11/22/14 |
| | Mike Hughes | 1 (91 yds) | 10/28/17 |
| | Mike Hughes | 1 (95 yds) | 11/24/17 |

Season

| | | | |
|----|------------------|---|------|
| 1. | Todd Cleveland | 3 | 1994 |
| | Quincy McDuffie | 3 | 2012 |
| 3. | Joe Burnett | 2 | 2008 |
| | Quincy McDuffie | 2 | 2010 |
| | Mike Hughes | 2 | 2017 |
| 6. | Ted Wilson | 1 | 1983 |
| | Ted Wilson | 1 | 1984 |
| | Todd Cleveland | 1 | 1996 |
| | Paul Miranda | 1 | 1997 |
| | Curtis Francis | 1 | 2007 |
| | Khymest Williams | 1 | 2007 |
| | Quincy McDuffie | 1 | 2009 |
| | Michael Easton | 1 | 2014 |
| | Adrian Killins | 1 | 2016 |

Career

| | | | |
|----|--------------------|---|---------|
| 1. | Quincy McDuffie | 6 | 2009-12 |
| 2. | Todd Cleveland | 4 | 1994-97 |
| 3. | Ted Wilson | 2 | 1983-86 |
| | Joe Burnett | 2 | 2005-08 |
| | Mike Hughes | 2 | 2017 |
| 6. | Paul Miranda | 1 | 1996-98 |
| | Curtis Francis | 1 | 2004-07 |
| | Khymest Williams | 1 | 2007-11 |
| | Latavius Murray | 1 | 2008-12 |
| | Michael Easton | 1 | 2014 |
| | Adrian Killins Jr. | 1 | 2016-19 |

OPPONENT SINGLE GAME PUNT/KICK RETURN RECORDS

Most Punt Returns

7.....Marvious Hester, Georgia Tech.. 9/2/00

Most Punt Return Yards

141...Richard Crawford, SMU..... 10/15/11

Highest Avg. Yards Per Punt Return

(minimum two returns)

59.5...Keyon Laws, Ball State..... 9/21/96

Longest Punt Return

92....Richard Crawford, SMU..... 10/15/11

Touchdowns on Punt Returns

1.....Numerous Times

Most Kick Returns

8.....Earnest Williams, Memphis... 9/22/07

.....Kyran Moore, Austin Peay... 10/28/17

Most Kick Return Yards

233...Kyran Moore, Austin Peay... 10/28/17

Highest Avg. Yardage Per Kick Return

(minimum two returns)

56.5...Glen Farris, Alabama A&M... 10/16/82

Longest Kick Return

98....Stephon Huderson, Tulane... 11/23/19

Touchdowns on Kick Returns

1.....Numerous Times





TEAM RECORDS

Single Game

Most Interceptions

UCF 5 Numerous times
 First time vs. St. Leo, 9/20/80
 Last time vs. Bethune-Cookman, 9/12/92

Both Teams 8 Bethune-Cookman, 9/12/92
 8 Nicholls State, 10/17/92

Opponent 6 Numerous times
 First time vs. Bethune-Cookman, 10/9/82
 Last time vs. Nicholls State, 10/17/92

Most Fumbles

UCF 7 William & Mary, 8/29/96
 Both Teams 14 Carson-Newman, 11/6/82
 Opponent 10 Carson-Newman, 11/6/82

Most Fumbles Lost

UCF 6 Northern Illinois, 10/7/00
 Both Teams 8 Carson-Newman, 9/3/80
 Opponent 6 Carson-Newman, 11/6/82

Most Quarterback Sacks

UCF 9 Eastern Kentucky, 10/14/00
 Both Teams 13 Louisiana, 10/24/98
 Opponent 9 Louisiana-Monroe, 11/1/97
 9 Akron, 10/16/04

Single Season

Most Quarterback Sacks

UCF 56 1993
 Opponent 50 2004

Fewest QB Sacks

UCF 9 1982
 Opponent 7 1988

Most Interceptions

UCF 24 2007
 Opponent 25 1982

Fewest Interceptions

UCF 4 2015
 Opponent 6 1982, '96

Most INT Return Yards

UCF 392 2007
 Opponent 365 1985

Fewest INT Return Yards

UCF 28 2003
 Opponent 36 2020

Most Fumbles

UCF 35 1982, '83
 Opponent 40 1982

Fewest Fumbles

UCF 8 2020
 Opponent 13 2011

Most Fumbles Lost

UCF 21 1985
 Opponent 24 1982

Fewest Fumbles Lost

UCF 6 2020
 Opponent 4 2007

Most PAT Blocks

UCF 3 2016
 Opponent 5 2012

Most Field Goal Blocks

UCF 4 2003
 Opponent 3 1999

Most Punt Blocks

UCF 7 1985
 Opponent 2 2014, '19

Most Total Blocks

UCF 8 1985
 Opponent 8 2012

Individual Records

TACKLES

Game

1. Bill Giovanetti 23 11/17/79
 Tito Rodriguez 23 11/10/01
 3. Wyatt Bogan 22 10/18/86
 Donnell Washington 22 9/13/97
 Deaubrey Devine 22 9/13/97
 Damian Demps 22 10/28/00
 7. Moses Ashley 21 10/20/80
 Gary Slager 21 11/17/80
 Eddie James 21 11/21/81
 Darrell Rudd 21 10/15/83
 Rick Hamilton 21 10/31/92

Season

1. Darrell Rudd 150 1983
 2. Rick Hamilton 149 1992
 3. Wyatt Bogan 143 1986
 Tito Rodriguez 143 2001
 5. Jimmy Goodman 142 1987
 6. Rick Hamilton 139 1991
 7. Wyatt Bogan 127 1988
 Stanford Rhule 127 2002
 9. Jason Johnson 126 2022
 10. Kemal Ishmael 124 2012

Career

1. Rick Hamilton 443 1989-92
 2. Bill Giovanetti 429 1979-82
 3. Clayton Geathers 383 2010-14
 4. Kemal Ishmael 368 2009-12
 5. Nakia Reddick 354 1993-96
 6. Darrell Rudd 347 1981-84
 7. Wyatt Bogan 341 1984-88
 8. Terrance Plummer 334 2011-14
 9. Jason Venson 322 2005-08
 10. Tito Rodriguez 321 1998-01

TACKLES FOR LOSS (INCLUDING SACKS)

Game

1. Bobby Spitulski 7 11/2/91
 Greg Jefferson 7 10/16/93
 Greg Jefferson 7 11/13/93
 Charles Anderson 7 10/2/93
 Jermaine Benoit 7 10/19/96
 6. Moses Ashley 6 10/20/80
 7. M. O'Shaughnessy 5 11/3/79
 Ed Gantner 5 10/20/80
 Elton Patterson 5 10/21/00
 Elton Patterson 5 10/6/01
 Stanford Rhule 5 9/7/02

Season

1. Jermaine Benoit 24.5 1997
 2. Elton Patterson 21 2001
 3. Tre'mon Morris-Brash 20.5 2023
 4. Greg Jefferson 20 1993
 Justen Moore 20 1998
 Shaquem Griffin 20 2016
 7. Elton Patterson 19 2000
 8. Darrell Rudd 18 1984
 Bruce Miller 18 2009
 10. Tarveres Tate 17 1996
 Bruce Miller 17 2008

Career

1. Elton Patterson 59.5 1999-02
 2. Tre'mon Morris-Brash 58.5 2019-23
 3. Bruce Miller 57.5 2007-10
 4. Darrell Rudd 56.5 1981-84
 5. Tarveres Tate 48 1993-96
 6. Justen Moore 47.5 1996-99
 7. Bobby Spitulski 46 1988-91
 8. Greg Jefferson 42 1991-94
 9. Jermaine Benoit 41.5 1994-97
 10. Josh McKibben 34 1998-01

FUMBLES RECOVERED

Game

1. Darrell Rudd 3 10/9/82
 2. Jim Bray 2 10/10/81
 Jay Shapiro 2 9/11/82
 Paul Brock 2 10/26/85
 Darryl Lattimore 2 10/22/94
 Jermaine Benoit 2 11/2/96
 Asante Samuel 2 11/10/01
 Chad Mascoe 2 9/7/02
 Derrick Hallman 2 10/24/09
 Ronnie Weaver 2 11/21/09
 T.J. Mutcherson 2 10/17/15
 Antwan Collier 2 12/23/19

Season

1. Darrell Rudd 6 1982
 2. Jeff Farmer 5 1983
 3. Mike Grissom 4 1988
 Steve Spears 4 1988
 Allen Powell 4 1995
 Jameil McWhorter 4 1997

Career

1. Darrell Rudd 11 1981-84
 2. Brandon Alexander 7 2011-14
 3. Jeff Farmer 6 1983-84
 Kemal Ishmael 6 2009-12
 5. Corris Ervin 5 1984-87
 Steve Spears 5 1986-88
 Mike Grissom 5 1986-89
 Emil Ekiyor 5 1992-95
 Allen Powell 5 1992-95
 Darryl Latimore 5 1993-95
 Tarveres Tate 5 1993-95
 Jameil McWhorter 5 1994-97
 Derrick Hallman 5 2007-10
 Shaquem Griffin 5 2014-17

FORCED FUMBLES

Game

1. Nakia Reddick 2 11/02/96
 Tony Hardman 2 10/16/99
 Tony Hardman 2 9/23/00
 Willie Davis 2 10/14/00
 Elliot Shorter 2 9/29/01
 Lawrence Young 2 9/15/07
 Jarvis Geathers 2 9/19/09
 Cory Hogue 2 10/26/09
 Derrick Hallman 2 9/18/10
 Troy Davis 2 9/15/12
 E.J. Dunston 2 11/10/12
 Thomas Niles 2 12/26/14
 Errol Clarke 2 11/12/16

Season

1. Greg Jefferson 5 1993
 Tony Hardman 5 2000
 Elton Patterson 5 2001
 4. Nakia Reddick 4 1996
 Jameil McWhorter 4 1997
 Deon Porter 4 1998
 Derrick Hallman 4 2010
 8. Emil Ekiyor 3 1992
 Nakia Reddick 3 1993
 Emil Ekiyor 3 1993
 Emil Ekiyor 3 1995
 Nakia Reddick 3 1995
 Josh McKibben 3 1999
 Willie Davis 3 2000
 Elliot Shorter 3 2001
 Stanford Rhule 3 2002
 Jarvis Geathers 3 2009
 Kemal Ishmael 3 2012
 Troy Davis 3 2012
 E.J. Dunston 3 2012
 Richie Grant 3 2018
 Rashard Causey 3 2018
 Richie Grant 3 2020

Career

1. Nakia Reddick 10 1993-96
 2. Emil Ekiyor 9 1992-95
 3. Elton Patterson 8 1999-02
 4. Greg Jefferson 7 1991-94
 Tony Hardman 7 1998-00
 Derrick Hallman 7 2007-10
 Richie Grant 7 2017-20
 8. Jameil McWhorter 6 1994-97
 Deon Porter 6 1995-98
 Elliot Shorter 6 1998-01
 Bruce Miller 6 2007-10
 Kemal Ishmael 6 2009-12



SACKS

Game

| | | | |
|----|------------------|-----|----------|
| 1. | M. O'Shaughnessy | 5 | 11/3/79 |
| | Darrell Rudd | 5 | 9/22/84 |
| 3. | Willie Davis | 4 | 10/14/00 |
| 4. | Leger Douzable | 3.5 | 11/4/06 |
| 5. | M. O'Shaughnessy | 3 | 9/20/80 |
| | M. O'Shaughnessy | 3 | 10/18/80 |
| | Jeff Farmer | 3 | 10/29/83 |
| | Darrell Rudd | 3 | 9/29/84 |
| | Wyatt Bogan | 3 | 9/20/86 |
| | Keenan Wimbley | 3 | 11/14/87 |
| | Emil Ekiyor | 3 | 10/31/92 |
| | Charles Anderson | 3 | 10/2/93 |
| | Greg Jefferson | 3 | 10/16/93 |
| | Jermaine Benoit | 3 | 10/19/96 |
| | Justen Moore | 3 | 10/14/98 |
| | Elton Patterson | 3 | 11/4/00 |
| | Elton Patterson | 3 | 10/26/02 |
| | Bruce Miller | 3 | 10/11/08 |
| | Jarvis Geathers | 3 | 9/19/09 |
| | Jaryl Mamea | 3 | 10/2/14 |
| | Errol Clarke | 3 | 11/12/16 |
| | Titus Davis | 3 | 11/17/18 |
| | Landon Woodson | 3 | 11/27/20 |

Season

| | | | |
|----|------------------|------|------|
| 1. | Darrell Rudd | 19.5 | 1984 |
| 2. | Greg Jefferson | 15 | 1993 |
| 3. | Bobby Spitulski | 13 | 1990 |
| | Bruce Miller | 13 | 2009 |
| 5. | M. O'Shaughnessy | 12 | 1980 |
| 6. | Shaquem Griffin | 11.5 | 2016 |
| 7. | Emil Ekiyor | 11 | 1993 |
| | Jarvis Geathers | 11 | 2009 |
| 9. | Keenan Wimbley | 10.5 | 1987 |
| | Jermaine Benoit | 10.5 | 1997 |

Career

| | | | |
|-----|-----------------------------|-----------|----------------|
| 1. | Bruce Miller | 35.5 | 2007-10 |
| 2. | Darrell Rudd | 31.5 | 1981-84 |
| 3. | Greg Jefferson | 31 | 1991-94 |
| 4. | Elton Patterson | 30.5 | 1999-02 |
| 5. | Jermaine Benoit | 28.5 | 1993-97 |
| 6. | Tre'mon Morris-Brash | 26 | 2019-23 |
| 7. | M. O'Shaughnessy | 22 | 1979-80 |
| | Bobby Spitulski | 22 | 1988-91 |
| 9. | Emil Ekiyor | 20.5 | 1992-95 |
| 10. | Keenan Wimbley | 19 | 1984-87 |

INTERCEPTIONS

Game

| | | | |
|----|-------------------------|----------|-----------------|
| 1. | Doug Gatewood | 2 | 9/29/79 |
| | Tim Kiggins | 2 | 9/20/80 |
| | John Scargle | 2 | 9/19/81 |
| | Bruce Gordon | 2 | 11/21/81 |
| | Paul Kelly | 2 | 11/12/83 |
| | Reggie Edwards | 2 | 11/30/85 |
| | Keith Evans | 2 | 10/25/86 |
| | Steve Webster | 2 | 10/10/87 |
| | Keith Evans | 2 | 9/2/88 |
| | Steve Wright | 2 | 9/28/91 |
| | Allen Powell | 2 | 9/12/92 |
| | Brian Crutcher | 2 | 10/17/92 |
| | Richard Blake | 2 | 10/2/93 |
| | Lenard Hayes | 2 | 11/19/94 |
| | Asante Samuel | 2 | 10/12/02 |
| | Mike Sims-Walker | 2 | 9/18/04 |
| | Joe Burnett | 2 | 10/21/05 |
| | Joe Burnett | 2 | 11/17/07 |
| | Johnell Neal | 2 | 12/1/07 |
| | Sha'reff Rashad | 2 | 10/11/08 |
| | Sha'reff Rashad | 2 | 11/15/08 |
| | Terrance Plummer | 2 | 10/5/13 |
| | D.J. Killings | 2 | 10/29/16 |
| | Shaquill Griffin | 2 | 11/5/16 |
| | Aaron Robinson | 2 | 10/26/19 |
| | Demari Henderson | 2 | 11/11/23 |

Season

| | | | |
|----|-----------------|---|------|
| 1. | Keith Evans | 8 | 1986 |
| 2. | Jacoby Glenn | 7 | 2014 |
| 3. | Joe Burnett | 6 | 2007 |
| | Johnell Neal | 6 | 2007 |
| | Josh Robinson | 6 | 2009 |
| | Richie Grant | 6 | 2018 |
| 7. | Brian Crutcher | 5 | 1992 |
| | Joe Burnett | 5 | 2005 |
| | Sha'reff Rashad | 5 | 2008 |
| | Reggie Weams | 5 | 2010 |

Career

| | | | |
|----|-----------------|----|---------|
| 1. | Joe Burnett | 16 | 2005-08 |
| 2. | Sha'reff Rashad | 14 | 2004-08 |
| 3. | Keith Evans | 13 | 1986-88 |
| 4. | Johnell Neal | 12 | 2005-08 |
| 5. | Josh Robinson | 10 | 2009-11 |
| | Richie Grant | 10 | 2017-20 |

| | | | |
|----|----------------|---|---------|
| 7. | Reggie Edwards | 9 | 1984-87 |
| | Jacoby Glenn | 9 | 2013-14 |
| 9. | Ray Irvin | 9 | 1988-90 |
| | Rick Hamilton | 8 | 1989-92 |
| | Steve Wright | 8 | 1990-94 |
| | Asante Samuel | 8 | 1999-02 |
| | Jason Venon | 8 | 2005-08 |

LONGEST INTERCEPTION RETURN

| | | | |
|----|--------------------|----------|----------|
| 1. | Jordan Ozerities | 100 (TD) | 11/20/10 |
| 2. | Rick Hamilton | 97 (TD) | 9/26/92 |
| 3. | Ray Irvin | 95 (TD) | 9/15/90 |
| 4. | Drico Johnson | 86 (TD) | 11/5/16 |
| 4. | Shaquill Griffin | 81 (TD) | 10/17/15 |
| 5. | Donnell Washington | 80 (TD) | 9/14/96 |
| 6. | Lyle Dankenbring | 78 (TD) | 11/24/12 |
| 7. | A.J. Bouye | 76 (TD) | 11/17/12 |
| 8. | Kurt Ashley | 75 (TD) | 10/20/84 |
| 9. | Tim Kiggins | 72 | 11/17/79 |
| | Reggie Edwards | 72 (TD) | 10/26/85 |
| | Johnell Neal | 72 (TD) | 11/17/07 |

INTERCEPTION RETURN YARDAGE

Game

| | | | |
|-----|--------------------|-----|----------|
| 1. | Jordan Ozerities | 100 | 11/20/10 |
| 2. | Rick Hamilton | 97 | 9/26/92 |
| 3. | Ray Irvin | 95 | 9/15/90 |
| 4. | Drico Johnson | 86 | 11/5/16 |
| 5. | Shaquill Griffin | 81 | 10/17/15 |
| 6. | Donnell Washington | 80 | 9/14/96 |
| 7. | Lyle Dankenbring | 78 | 11/24/12 |
| 8. | Sha'reff Rashad | 77 | 11/15/08 |
| 9. | A.J. Bouye | 76 | 11/17/12 |
| 10. | Kurt Ashley | 75 | 10/20/84 |

Season

| | | | |
|-----|------------------|-----|------|
| 1. | Ray Irvin | 161 | 1990 |
| 2. | Johnell Neal | 159 | 2007 |
| 3. | Rick Hamilton | 129 | 1992 |
| 4. | Richard Blake | 119 | 1993 |
| 5. | A.J. Bouye | 111 | 2012 |
| | Drico Johnson | 111 | 2016 |
| 7. | Johnell Neal | 103 | 2008 |
| 8. | Reggie Edwards | 102 | 1985 |
| 9. | Shaquill Griffin | 102 | 2015 |
| 10. | Jordan Ozerities | 100 | 2010 |

Career

| | | | |
|-----|------------------|-----|---------|
| 1. | Joe Burnett | 262 | 2005-08 |
| 2. | Johnell Neal | 247 | 2005-08 |
| 3. | Ray Irvin | 223 | 1988-90 |
| 4. | Reggie Edwards | 203 | 1984-87 |
| 5. | Keith Evans | 183 | 1986-88 |
| 6. | A.J. Bouye | 180 | 2009-12 |
| 7. | Rick Hamilton | 177 | 1989-92 |
| 8. | Sha'reff Rashad | 168 | 2005-08 |
| | Shaquill Griffin | 168 | 2013-16 |
| 10. | Jordan Ozerities | 162 | 2010-14 |

INTERCEPTION RETURNS FOR A TOUCHDOWN

Game

| | |
|----|----------|
| 1. | 42 Times |
|----|----------|

PASSES BROKEN UP

Game

| | | | |
|----|-----------------|---|----------|
| 1. | Tim Kiggins | 5 | 11/15/80 |
| | Greg Atterberry | 5 | 11/26/83 |
| | Davin Bush | 5 | 9/9/00 |
| | Jacoby Glenn | 5 | 11/21/13 |
| 5. | John Cummings | 4 | 11/1/80 |
| | Victor Riddle | 4 | 9/13/85 |
| | David Alls | 4 | 9/13/86 |
| | Keith Evans | 4 | 11/21/87 |
| | Ray Irvin | 4 | 9/2/88 |
| | Victor Gray | 4 | 11/12/11 |
| | Jacoby Glenn | 4 | 11/14/14 |

Season

| | | | |
|----|------------------|----|------|
| 1. | Greg Atterberry | 22 | 1983 |
| 2. | Asante Samuel | 15 | 2002 |
| | Josh Robinson | 15 | 2011 |
| | Jacoby Glenn | 15 | 2013 |
| | Shaquill Griffin | 15 | 2016 |
| 6. | Davin Bush | 14 | 2000 |
| 7. | Reggie Edwards | 13 | 1987 |
| | Darryl Lattimore | 13 | 1997 |
| | Asante Samuel | 13 | 2001 |
| | Josh Robinson | 13 | 2010 |
| | Shaquill Griffin | 13 | 2015 |

Career

| | | | |
|----|-----------------|----|---------|
| 1. | Asante Samuel | 38 | 1999-02 |
| 2. | Josh Robinson | 36 | 2009-11 |
| 3. | Joe Burnett | 35 | 2005-08 |
| 4. | Greg Atterberry | 34 | 1981-85 |
| 5. | Davin Bush | 32 | 1996-00 |

| | | | |
|--------------|------------------|---------|---------|
| Johnell Neal | 32 | 2005-08 | |
| 7. | Travis Fisher | 31 | 1999-01 |
| 8. | Clayton Geathers | 30 | 2010-14 |
| 9. | Shaquill Griffin | 29 | 2013-16 |
| | Nevelle Clarke | 29 | 2015-19 |

PUNTS BLOCKED

Game

| | | | |
|----|------------------|---|----------|
| 1. | Scott Ariail | 2 | 9/28/91 |
| | Brian Covington | 2 | 11/21/87 |
| | Darryl Lattimore | 2 | 9/6/97 |
| 4. | 49 tied with | 1 | |

Season

| | | | |
|----|------------------------|----------|-------------|
| 1. | Ricot Joseph | 3 | 1999 |
| 2. | Bernard Ford | 2 | 1985 |
| | Bernard Ford | 2 | 1986 |
| | Corris Ervin | 2 | 1986 |
| | Brian Covington | 2 | 1987 |
| | Scott Ariail | 2 | 1991 |
| | Darryl Lattimore | 2 | 1997 |
| | Quadric Bullard | 2 | 2022 |
| 8. | 49 tied with | 1 | |

Career

| | | | |
|----|-----------------|---|---------|
| 1. | Bernard Ford | 5 | 1985-87 |
| | Ricot Joseph | 5 | 1999-01 |
| 3. | Scott Ariail | 4 | 1989-92 |
| 4. | Corris Ervin | 3 | 1984-87 |
| 5. | Brian Covington | 2 | 1987-88 |
| | Emil Ekiyor | 2 | 1992-95 |
| | Emory Green | 2 | 1994-97 |
| | Patrick Holland | 2 | 2002-03 |
| 9. | 30 Tied with | 1 | |

FIELD GOALS BLOCKED

Game

| | | | |
|----|-------------------|---|----------|
| 1. | Joe Owens | 1 | 10/12/85 |
| | Sylvester Bembery | 1 | 9/6/86 |
| | Corris Ervin | 1 | 11/8/86 |
| | Willie Britton | 1 | 10/28/89 |
| | Robert Lindsey | 1 | 9/1/90 |
| | Rick Hamilton | 1 | 9/19/92 |
| | Greg Jefferson | 1 | 9/25/93 |
| | Greg Jefferson | 1 | 10/9/93 |
| | Greg Jefferson | 1 | 11/13/93 |
| | Robert Alexander | 1 | 9/17/94 |
| | Damian Demps | 1 | 9/4/99 |
| | Raheem Pontifet | 1 | 10/2/99 |
| | Asante Samuel | 1 | 10/27/01 |
| | Paul Carrington | 1 | 8/31/03 |
| | Antoine Poe | 1 | 9/27/03 |
| | Peter Sands | 1 | 10/18/03 |
| | Peter Sands | 1 | 11/19/03 |
| | Paul Carrington | 1 | 9/17/05 |
| | Johnell Neal | 1 | 9/22/07 |
| | Cam Henderson | 1 | 11/17/12 |
| | Jamiyus Pittman | 1 | 9/3/15 |
| | Shaquill Griffin | 1 | 11/19/16 |
| | A.J. Wooten | 1 | 9/8/18 |
| | Joe Connors | 1 | 11/17/18 |
| | Chris DeLoach | 1 | 8/29/19 |
| | Noah Hancock | 1 | 9/19/20 |
| | Keenan Hester | 1 | 9/17/22 |

Season

| | | | |
|----|----------------|---|------|
| 1. | Greg Jefferson | 3 | 1993 |
| 2. | Asante Samuel | 2 | 2000 |
| | Peter Sands | 2 | 2003 |

Career

| | | | |
|----|-----------------|---|---------|
| 1. | Greg Jefferson | 3 | 1991-94 |
| | Asante Samuel | 3 | 1999-02 |
| 3. | Peter Sands | 2 | 2001-04 |
| | Paul Carrington | 2 | 2002-05 |
| 5. | 16 tied with | 1 | |

PATS BLOCKED

Game

| | | | |
|----|------------------|---|----------|
| 1. | Parnell McCall | 1 | 9/17/88 |
| | Joe Simmons | 1 | 10/15/88 |
| | John Harris | 1 | 9/16/89 |
| | Willie Britton | 1 | 10/21/89 |
| | Rick Hamilton | 1 | 9/22/90 |
| | Leroy Wisniewski | 1 | 11/3/90 |
| | Greg Jefferson | 1 | 10/12/91 |
| | Greg Jefferson | 1 | 11/2/91 |
| | Greg Jefferson | 1 | 11/21/92 |
| | Emory Green | 1 | 9/6/97 |
| | Jeff Mauldin | 1 | 9/5/98 |
| | Fred Harley | 1 | 9/11/99 |
| | Asante Samuel | 1 | 11/11/00 |
| | Johnell Neal | 1 | 9/22/07 |
| | E.J. Dunston | 1 | 10/20/11 |
| | Jose Jose | 1 | 11/17/12 |
| | A.J. Bouye | 1 | 12/1/12 |

PATS BLOCKED (CONT.)

Game

| | | |
|--------------------|---|----------|
| Jaryl Mamea | 1 | 11/1/14 |
| Thomas Niles | 1 | 12/4/14 |
| A.J. Wooten | 1 | 11/5/16 |
| Mike Hughes | 1 | 10/7/17 |
| A.J. Wooten | 1 | 10/28/17 |

Season

| | | |
|-------------------------|---|------|
| 1. Greg Jefferson | 2 | 1991 |
| 2. 16 tied with | 1 | |

Career

| | | |
|-------------------------|---|---------|
| 1. Greg Jefferson | 3 | 1991-94 |
| 2. A.J. Wooten | 2 | 2016-17 |
| 2. 16 tied with | 1 | |

TOTAL BLOCKS (PUNTS, FGS, & PATS)

Season

| | | |
|------------------------------|----------|-------------|
| 1. Corris Ervin | 3 | 1986 |
| Greg Jefferson | 3 | 1993 |
| Ricot Joseph | 3 | 1999 |
| Asante Samuel | 3 | 2000 |
| 5. Bernard Ford | 2 | 1985 |
| Bernard Ford | 2 | 1986 |
| Brian Covington | 2 | 1987 |
| Scott Ariail | 2 | 1991 |
| Greg Jefferson | 2 | 1991 |
| Darryl Latimore | 2 | 1997 |
| Peter Sands | 2 | 2003 |
| Quadric Bullard | 2 | 2022 |

Career

| | | |
|------------------------------|----------|-------------------|
| 1. Greg Jefferson | 6 | 1991-94 |
| 2. Bernard Ford | 5 | 1985-87 |
| Ricot Joseph | 5 | 1999-01 |
| 4. Corris Ervin | 4 | 1984-87 |
| Scott Ariail | 4 | 1989-92 |
| Asante Samuel | 4 | 1999-02 |
| 7. Rick Hamilton | 3 | 1989-92 |
| Emory Green | 3 | 1994-97 |
| A.J. Wooten | 3 | 2014-18 |
| 10. Joe Owens | 2 | 1985, '87 |
| Brian Covington | 2 | 1987-88 |
| Willie Britton | 2 | 1989-92 |
| Emil Ekiyor | 2 | 1992-95 |
| Asante Samuel | 2 | 1999-02 |
| Patrick Holland | 2 | 2002-03 |
| Peter Sands | 2 | 2001-04 |
| Paul Carrington | 2 | 2002-05 |
| A.J. Wooten | 2 | 2016-17 |
| Quadric Bullard | 2 | 2020-pres. |

100-TACKLE CLUB

| Player | Tackles..... | Year |
|------------------------|--------------|------|
| Darrell Rudd | 150 | 1983 |
| Rick Hamilton | 149 | 1992 |
| Wyatt Bogan | 143 | 1986 |
| Tito Rodriguez | 143 | 2001 |
| Jimmy Goodman | 142 | 1987 |
| Rick Hamilton | 139 | 1991 |
| Wyatt Bogan | 127 | 1988 |
| Stanford Rhule | 127 | 2002 |
| Jason Johnson | 126 | 2022 |
| Kemal Ishmael | 124 | 2012 |
| Mike Coad | 123 | 1987 |
| Bill Giovanetti | 121 | 1982 |
| Tito Rodriguez | 121 | 2000 |
| John Bryant | 119 | 1996 |
| Peter Sands | 119 | 2002 |
| Nakia Reddick | 118 | 1996 |
| Clayton Geathers | 117 | 2012 |
| Eddie James | 116 | 1981 |
| Jason Johnson | 114 | 2023 |
| Peter Sands | 113 | 2003 |
| Atari Bigby | 112 | 2003 |
| Nate Evans | 112 | 2019 |
| Rick Hamilton | 111 | 1990 |
| Antoine Poe | 111 | 2003 |
| Terrance Plummer | 110 | 2013 |
| Steve Webster | 109 | 1986 |
| Travis Cooper | 109 | 1994 |
| Richie Grant | 109 | 2018 |
| Bill Giovanetti | 108 | 1980 |
| Bill Stewart | 108 | 1990 |
| Terrance Plummer | 108 | 2012 |
| Kendrick Thomas | 107 | 1996 |
| Damian Demps | 107 | 2000 |
| Keith Evans | 106 | 1986 |
| Jermaine Benoit | 105 | 1997 |
| Pat Jasinski | 105 | 2017 |
| Bill Giovanetti | 104 | 1981 |
| Ricot Joseph | 104 | 2001 |
| Atari Bigby | 104 | 2002 |
| Domenic Spencer | 104 | 2015 |
| Sha'reff Rashad | 103 | 2007 |
| Cory Hogue | 103 | 2009 |
| Bill Stewart | 100 | 1988 |
| Clayton Geathers | 100 | 2013 |

OPPONENT SINGLE GAME

DEFENSE RECORDS

Most Tackles

20..Dereck Rush, Miss. State10/25/97

Most Tackles for Loss

5....Four Times

Most Sacks

5....Steve Foley, ULM11/1/97

Most Passes Broken Up

4....5x, last Ti. Martin, Tulsa10/3/20

Most Forced Fumbles

2....Ashley Travis, E. Michigan ...10/30/99

2....Braxton Williams, Clemson9/1/01

2....Patrick Green, E. Carolina11/19/15

Most Fumble Recoveries

2....Numerous Times

.....Last: Jermaine Miles, Ga. Tech.. 10/26/96

Most Interceptions

3....Numerous Times

.....Last: Andrew Adams, UConn.11/1/14

Interception Returns for Touchdown

1....Numerous Times

.....Last: Micah Abraham, Marshall12/23/19

Longest Interception Return

85..Tim Akins, Sav. State (TD)10/11/80



BOWL RECORDS

Team Records

First Downs

| | | |
|----------|----|-----------------------|
| UCF | 33 | 2012 Beef 'O' Brady's |
| Opponent | 34 | 2020 Boca Raton |

Rushing Attempts

| | | |
|----------|----|-----------------|
| UCF | 47 | 2007 Liberty |
| Opponent | 47 | 2019 Gasparilla |
| Opponent | 52 | 2019 Fiesta |

Rushing Yards

| | | |
|----------|-----|-----------------|
| UCF | 310 | 2019 Gasparilla |
| Opponent | 369 | 2005 Hawai'i |

Pass Attempts

| | | |
|----------|----|---------------------|
| UCF | 53 | 2014 St. Petersburg |
| Opponent | 47 | 2014 Fiesta |

Pass Completions

| | | |
|----------|----|-------------|
| UCF | 26 | 2016 Cure |
| Opponent | 30 | 2014 Fiesta |

Completion Percentage

| | | |
|----------|------|-----------------------|
| UCF | 66.7 | 2012 Beef 'O' Brady's |
| Opponent | 77.1 | 2020 Boca Raton |

Passing Yards

| | | |
|----------|-----|-----------------|
| UCF | 301 | 2005 Hawai'i |
| Opponent | 301 | 2014 Fiesta |
| Opponent | 441 | 2020 Boca Raton |

Passes Had Intercepted

| | | |
|----------|---|-----------------|
| UCF | 3 | 2007 Liberty |
| Opponent | 2 | 2010 Liberty |
| Opponent | 2 | 2018 Peach |
| Opponent | 2 | 2019 Gasparilla |

Touchdown Passes

| | | |
|----------|---|-----------------------|
| UCF | 3 | 2005 Hawai'i |
| Opponent | 3 | 2012 Beef 'O' Brady's |
| Opponent | 3 | 2014 St. Petersburg |
| Opponent | 3 | 2014 Fiesta |
| Opponent | 4 | 2019 Fiesta |

Total Offense Attempts

| | | |
|----------|----|-----------------|
| UCF | 88 | 2020 Boca Raton |
| Opponent | 87 | 2018 Peach |

Total Offense Yards

| | | |
|----------|-----|-----------------|
| UCF | 587 | 2019 Gasparilla |
| Opponent | 655 | 2020 Boca Raton |

Fumbles Lost

| | | |
|----------|---|-----------------|
| UCF | 3 | 2016 Cure |
| Opponent | 3 | 2019 Gasparilla |

Total Turnovers

| | | |
|----------|---|-----------------|
| UCF | 4 | 2008 Liberty |
| Opponent | 5 | 2019 Gasparilla |

Individual Records

Rushing

| | | |
|------------------|-----|-----------------------------------|
| Rushing Attempts | 35 | 2007 Liberty |
| Rushing Yards | 202 | Kevin Smith vs. Mississippi State |
| Yards Per Rush | 8.9 | Kevin Smith vs. Nevada |
| Rushing TDs | 3 | Mckenzie Milton vs. Auburn |
| Longest Rush | 78 | Kevin Smith vs. Nevada |
| Longest Rush | 78 | Kevin Smith vs. Nevada |

Passing

| | | |
|--------------------|------|-----------------------------------|
| Pass Attempts | 53 | 2014 St. Petersburg |
| Pass Completions | 23 | Justin Holman vs. NC State |
| Comp. Percentage | 66.7 | 2012 Beef 'O' Brady's |
| Passing Yards | 301 | Blake Bortles vs. Ball State |
| Yards Per Attempt | 10.8 | Blake Bortles vs. Baylor |
| Yards Per Comp. | 18.5 | Dillon Gabriel vs. Marshall |
| Passes Intercepted | 3 | Dillon Gabriel vs. Marshall |
| Touchdown Passes | 3 | Kyle Israel vs. Mississippi State |
| Touchdown Passes | 3 | Steven Moffett vs. Nevada |
| Touchdown Passes | 3 | Steven Moffett vs. Nevada |
| Touchdown Passes | 3 | 2012 Beef 'O' Brady's |
| Touchdown Passes | 3 | Blake Bortles vs. Ball State |

| | | |
|------------------|---|----------------------------|
| Touchdown Passes | 3 | 2014 St. Petersburg |
| Touchdown Passes | 3 | Justin Holman vs. NC State |

Receiving

| | | |
|-------------------|-----|---|
| Receptions | 11 | 2005 Hawai'i |
| Receiving Yards | 210 | Brandon Marshall vs. Nevada |
| TD Receptions | 3 | Brandon Marshall vs. Nevada |
| Longest Reception | 75 | 2014 St. Petersburg |
| Longest Reception | 75 | Josh Reese vs. NC State |
| Longest Reception | 75 | 2019 Gasparilla |
| Longest Reception | 75 | Marlon Williams/Dillon Gabriel vs. Marshall |

Total Offense

| | | |
|----------|-----|----------------------------|
| Attempts | 62 | 2014 St. Petersburg |
| Yards | 394 | Justin Holman vs. NC State |
| Yards | 394 | 2014 Fiesta |
| Yards | 394 | Blake Bortles vs. Baylor |

Scoring

| | | |
|----------------|----|--------------------------------|
| Points | 18 | 2005 Hawai'i |
| Points | 18 | Brandon Marshall vs. Nevada |
| Points | 18 | 2005 Hawai'i |
| Points | 18 | Kevin Smith vs. Nevada |
| Points | 18 | 2012 Beef 'O' Brady's |
| Points | 18 | Latavius Murray vs. Ball State |
| Points | 18 | 2014 Fiesta |
| Points | 18 | Storm Johnson vs. Baylor |
| Points | 18 | 2014 St. Petersburg |
| Points | 18 | Josh Reese vs. NC State |
| Touchdowns | 3 | 2005 Hawai'i |
| Touchdowns | 3 | Brandon Marshall vs. Nevada |
| Touchdowns | 3 | 2005 Hawai'i |
| Touchdowns | 3 | Kevin Smith vs. Nevada |
| Touchdowns | 3 | 2012 Beef 'O' Brady's |
| Touchdowns | 3 | Latavius Murray vs. Ball State |
| Touchdowns | 3 | 2014 Fiesta |
| Touchdowns | 3 | Storm Johnson vs. Baylor |
| Touchdowns | 3 | 2014 St. Petersburg |
| Touchdowns | 3 | Josh Reese vs. NC State |
| Kicking points | 12 | 2005 Hawai'i |
| Kicking points | 12 | Matt Prater vs. Nevada |
| Kicking points | 12 | 2019 Gasparilla |
| Kicking points | 12 | Dylan Barnas vs. Marshall |
| Extra Points | 7 | 2014 Fiesta |
| Extra Points | 7 | Shawn Moffitt vs. Baylor |
| Field Goals | 3 | 2005 Hawai'i |
| Field Goals | 3 | Matt Prater vs. Nevada |
| Longest FG | 46 | 2005 Hawai'i |
| Longest FG | 46 | Matt Prater vs. Nevada |

Tackles

| | | |
|------------------|----|----------------------------------|
| Total Tackles | 14 | 2014 Fiesta |
| Total Tackles | 14 | Terrance Plummer vs. Baylor |
| Total Tackles | 14 | 2014 St. Petersburg |
| Total Tackles | 14 | Clayton Geathers vs. NC State |
| Total Tackles | 14 | 2016 Cure |
| Total Tackles | 14 | Demeitre Brim vs. Arkansas State |
| Solo Tackles | 9 | 2005 Hawai'i |
| Solo Tackles | 9 | Johnell Neal vs. Nevada |
| Assisted Tackles | 12 | 2016 Cure |
| Assisted Tackles | 12 | Demeitre Brim vs. Arkansas State |

Interceptions

| | | |
|---------------|----|-----------------------|
| Interceptions | 1 | 11 players |
| Yards | 93 | 2019 Fiesta |
| Yards | 93 | Brandon Moore vs. LSU |
| Long | 93 | 2019 Fiesta |
| Long | 93 | Brandon Moore vs. LSU |

Punt Returns

| | | |
|----------------|----|-----------------------------------|
| Returns | 6 | 2007 Liberty |
| Returns | 6 | Joe Burnett vs. Mississippi State |
| Return Yards | 54 | 2007 Liberty |
| Return Yards | 54 | Joe Burnett vs. Mississippi State |
| Longest Return | 21 | 2007 Liberty |
| Longest Return | 21 | Joe Burnett vs. Mississippi State |

Kickoff Returns

| | | |
|----------------|-----|-----------------------------|
| Returns | 6 | 2009 St. Petersburg |
| Returns | 6 | Quincy McDuffie vs. Rutgers |
| Return Yards | 171 | 2009 St. Petersburg |
| Return Yards | 171 | Quincy McDuffie vs. Rutgers |
| Longest Return | 65 | 2009 St. Petersburg |
| Longest Return | 65 | Quincy McDuffie vs. Rutgers |


Punting

| | | |
|--------------|------|----------------------------------|
| Punts | 10 | 2016 Cure |
| Punts | 10 | Caleb Houston vs. Arkansas State |
| Punt Average | 49.5 | 2019 Fiesta |
| Punt Average | 49.5 | Mac Loudermilk vs. LSU |
| Longest Punt | 60 | 2022 Military |
| Longest Punt | 60 | Mitch McCarthy vs. Duke |

Opponent Records

| | | |
|-------------------|------|---------------------------------|
| Rushing Yards | 178 | 2005 Hawai'i |
| Rushing Yards | 178 | B.J. Mitchell, Nevada |
| Rushing TDs | 3 | 2005 Hawai'i |
| Rushing TDs | 3 | Robert Hubbard, Nevada |
| Rushing TDs | 3 | 2014 Fiesta |
| Rushing TDs | 3 | Bryce Petty, Baylor |
| Passing Comp. | 30 | 2014 Fiesta |
| Passing Comp. | 30 | Bryce Petty, Baylor |
| Passing Yards | 425 | 2020 Boca Raton |
| Passing Yards | 425 | Zach Wilson, BYU |
| Passing TDs | 4 | 2019 Fiesta |
| Passing TDs | 4 | Joe Burrow, LSU |
| Receptions | 11 | 2005 Hawai'i |
| Receptions | 11 | Caleb Spencer, Nevada |
| Receiving Yards | 127 | 2016 Cure |
| Receiving Yards | 127 | Kendall Sanders, Arkansas State |
| Receiving TDs | 3 | 2016 Cure |
| Receiving TDs | 3 | Kendall Sanders, Arkansas State |
| Total Offense | 437 | 2020 Boca Raton |
| Total Offense | 437 | Zach Wilson, BYU |
| Kicking Points | 16 | 2019 Fiesta |
| Kicking Points | 16 | Cole Tracy, LSU |
| Punt Return Yards | 47 | 2016 Cure |
| Punt Return Yards | 47 | Blaise Taylor, Arkansas State |
| Kick Return Yards | 174 | 2018 Peach |
| Kick Return Yards | 174 | Noah Igbinoghene, Auburn |
| Punt Average | 44.0 | 2005 Hawai'i |
| Punt Average | 44.0 | Justin Bergendahl, Nevada |





HISTORY & HONORS

2024 UCF Football



BIG 12 CONFERENCE

1979

• During his inaugural address, UCF President Trevor Colbourn announces that the school will “explore the possibility of developing a football program.” Later, Colbourn and director of athletics Jack O’Leary approve a decision to form a football team to begin play in the fall of 1979 as an NCAA Division III program. Former professional football player Don Jonas becomes the school’s first coach on a volunteer basis. On Aug. 28, 148 prospective players participate in the program’s first practice. Less than one month later on Sept. 22, UCF travels to St. Leo for its first game and wins 21-0. Bobby Joe Plain scores the school’s first touchdown on a 13-yard pass reception from Mike Cullison in the first quarter. The following week, UCF plays its first home contest at the Tangerine Bowl and posts a 7-6 victory over Fort Benning in front of 14,188 fans.

1979 NCAA III (6-2-0) Coach: Don Jonas

| | | | | |
|-------|-------------------------|---|-------|--------|
| 9/22 | at St. Leo | W | 21-0 | 1,000 |
| 9/29 | Fort Benning | W | 7-6 | 14,188 |
| 10/13 | Maryville | W | 10-7 | 7,350 |
| 10/20 | at Fort Lauderdale | W | 14-0 | 500 |
| 10/27 | at Presbyterian | L | 0-48 | 3,800 |
| 11/3 | at Emory & Henry | L | 14-28 | 1,000 |
| 11/10 | University of the South | W | 24-0 | 10,111 |
| 11/17 | Morehouse | W | 14-7 | 13,309 |

1980

• After the UCF Athletic Authority votes in January to make the football head coaching job a full-time position, Don Jonas is selected for the role. The Knights win four games during the campaign and in an 18-14 victory over Emory and Henry, Michael O’Shaughnessy tallies a school-record five sacks. Following the season, cornerback Tim Kiggins earns third-team All-America honors and becomes the first UCF player to sign a professional contract when he joins the Toronto Argonauts of the Canadian Football League.

1980 NCAA III (4-4-1) Coach: Don Jonas

| | | | | |
|-------|-------------------|----|-------|--------|
| 9/13 | Carson-Newman \$ | FW | 30-21 | 13,941 |
| 9/20 | St. Leo | W | 55-0 | 8,730 |
| 9/27 | Millsaps | L | 7-8 | 12,793 |
| 10/4 | Miles | T | 11-11 | 8,990 |
| 10/11 | at Savannah State | L | 0-44 | 4,100 |
| 10/18 | at North Alabama | L | 3-28 | 3,500 |
| 11/1 | Catawba | W | 14-12 | 7,757 |
| 11/8 | Albany | L | 27-28 | 14,022 |
| 11/15 | Emory & Henry | W | 18-14 | 6,907 |

\$ Later forfeited by Carson-Newman

1981

• UCF begins a local rivalry, meeting Bethune-Cookman in the first Mayor’s Trophy game. The Wildcats escape with a 24-20 win. Kicker Scott Ryerson is a third-team All-America selection, while center Dan Burke and linebackers Eddie James and Bill Giovanetti earn honorable mention status. Following the season, head coach Don Jonas resigns to become director of the UCF Gridiron Club.

1981 NCAA III (4-6-0) Coach: Don Jonas

| | | | | |
|-------|-----------------|---|-------|-------|
| 9/12 | Presbyterian | L | 0-3 | 8,347 |
| 9/19 | Elizabeth City | L | 9-14 | 4,833 |
| 9/26 | at Millsaps | W | 13-6 | 800 |
| 10/3 | Miles | W | 6-0 | 6,320 |
| 10/10 | Savannah State | W | 47-13 | 6,493 |
| 10/17 | at Alabama A&M | L | 15-23 | 8,700 |
| 10/31 | at West Georgia | L | 6-20 | 6,200 |
| 11/7 | Hampden-Sydney | W | 17-0 | 8,391 |
| 11/14 | Millersville | L | 9-27 | 4,365 |
| 11/21 | Bethune-Cookman | L | 20-24 | 8,354 |

1982

• Following Don Jonas’ resignation, associate head coach Sam Weir is named the program’s interim head coach. New athletics director Bill Peterson announces that UCF will compete as a Division II program during the year. With the move to D-II, the school begins awarding athletics scholarships. Following the season, four Knights sign professional contracts: tight end Mike Carter with the National Football League’s Denver Broncos and defensive end Ed Gantner, linebacker Bill Giovanetti and offensive lineman Mike Sommerfield with the Tampa Bay Bandits of the United States Football League. Following the season, New York Yankees president and former Buffalo Bills head coach Lou Saban is named UCF’s head coach.

1982 NCAA II (0-10-0) Coach: Sam Weir

| | | | | |
|-------|------------------------|---|-------|-------|
| 9/11 | Georgia Southern \$ | L | 9-16 | 2,350 |
| 9/18 | Southeastern Louisiana | L | 14-24 | 8,196 |
| 9/25 | at VMI | L | 0-69 | 6,100 |
| 10/2 | at Valdosta State | L | 7-13 | 9,500 |
| 10/9 | Bethune-Cookman | L | 21-40 | 9,127 |
| 10/16 | Alabama A&M | L | 10-31 | 6,654 |
| 10/23 | at Nicholls State | L | 10-60 | 8,500 |
| 10/30 | West Georgia | L | 7-41 | 9,257 |
| 11/6 | Carson-Newman | L | 17-36 | 3,818 |
| 11/13 | Eastern Kentucky | L | 14-26 | 4,822 |

\$ at Jacksonville, Fla.

1983

• UCF records its first win against an NCAA Football Championship Subdivision opponent, defeating Austin Peay, 10-7, on the road. Ted Wilson returns a kick 100 yards for a touchdown against Southeastern Louisiana and finishes second in the nation in kick return average with 30.5 yards per return.

1983 NCAA II (5-6-0) Coach: Lou Saban

| | | | | |
|-------|---------------------------|---|-------|--------|
| 9/2 | Elizabeth City | W | 37-7 | 9,041 |
| 9/10 | at Georgia Southern | W | 33-29 | 8,815 |
| 9/17 | at Southeastern Louisiana | L | 28-54 | 5,000 |
| 9/24 | North Alabama | L | 20-47 | 8,307 |
| 10/1 | Valdosta State | W | 20-0 | 12,777 |
| 10/15 | at Richmond | L | 26-31 | 3,413 |
| 10/29 | at Austin Peay | W | 10-7 | 7,000 |
| 11/5 | at Carson-Newman | L | 14-35 | 3,300 |
| 11/12 | Nicholls State | L | 14-37 | 4,500 |
| 11/19 | Fort Lewis | W | 59-28 | 14,212 |
| 11/26 | Bethune-Cookman | L | 22-31 | 13,294 |

1984

• After the squad gets off to a slow start, head coach Lou Saban announces his resignation. Jerry Anderson is named interim head coach. Following the campaign, offensive lineman Dan Burke signs a contract with the New Jersey Generals of the United States Football League. Kicker Scott Ryerson is drafted by the Tampa Bay Bandits of the USFL and signs a free-agent deal with the National Football League’s Atlanta Falcons.

1984 NCAA II (2-9-0) Coaches: Lou Saban (first seven games), Jerry Anderson (last four games)

| | | | | |
|-------|---------------------|---|-------|--------|
| 9/1 | Bethune-Cookman | L | 22-43 | 7,421 |
| 9/8 | at Louisiana-Monroe | L | 21-49 | 19,329 |
| 9/15 | Georgia Southern | L | 28-42 | 7,124 |
| 9/22 | at Western Kentucky | W | 35-34 | 8,500 |
| 9/29 | at Texas State | L | 13-39 | 10,337 |
| 10/6 | Akron | L | 21-26 | 6,814 |
| 10/13 | at Eastern Kentucky | L | 14-37 | 18,300 |
| 10/20 | Illinois State | W | 28-24 | 11,648 |
| 10/27 | Austin Peay | L | 21-24 | 12,225 |
| 11/3 | at Indiana State | L | 0-38 | 8,367 |
| 11/10 | at Furman | L | 6-42 | 10,162 |

1985

• Gene McDowell, an assistant at Florida State, is named UCF's head coach and athletics director. UCF wins its first game under McDowell when Ed O'Brien kicks a school-record 55-yard field goal as time expired to defeat Bethune-Cookman, 39-37. UCF meets its first NCAA Bowl Subdivision opponent, playing at Louisville.

1985 NCAA II (4-7-0) Coach: Gene McDowell

| | | | | |
|-------|------------------------|---|-------|--------|
| 9/7 | Bethune-Cookman | W | 39-37 | 21,222 |
| 9/13 | Southeastern Louisiana | W | 27-21 | 7,142 |
| 9/28 | at Illinois State | L | 21-48 | 12,786 |
| 10/5 | Texas State | L | 12-48 | 7,850 |
| 10/12 | Western Kentucky | L | 17-47 | 9,153 |
| 10/19 | Eastern Kentucky | L | 21-28 | 8,223 |
| 10/26 | Stephen F. Austin | L | 24-59 | 11,263 |
| 11/2 | at Louisville | L | 21-42 | 21,391 |
| 11/9 | at Georgia Southern | L | 18-35 | 7,759 |
| 11/23 | Savannah State | W | 31-7 | 3,478 |
| 11/30 | Samford | W | 35-14 | 3,022 |

1986

• The team begins the season 4-1. UCF sets a new attendance record when 23,760 watch the Knights play Wofford for Homecoming. The contest features a postgame performance by the Beach Boys. The Knights went 6-5 during the year to post their first winning campaign since the inaugural season in 1979. Linebacker Wyatt Boggan leads the team with 143 tackles and earns *Football News* All-America First Team honors. Wide receiver Ted Wilson becomes the first UCF player selected in the National Football League Draft when the Washington Redskins take him in the 10th round. Tailback Elgin Davis is picked in the 12th round by the New England Patriots.

1986 NCAA II (6-5-0) Coach: Gene McDowell

| | | | | |
|-------|---------------------|---|-------|--------|
| 9/6 | Bethune-Cookman | W | 26-14 | 23,041 |
| 9/13 | West Georgia | W | 34-21 | 10,125 |
| 9/20 | Valdosta State | W | 10-7 | 12,056 |
| 9/27 | at Akron | L | 17-20 | 12,186 |
| 10/4 | Murray State | W | 38-25 | 13,086 |
| 10/11 | at Wichita State | L | 6-9 | 4,167 |
| 10/18 | at Eastern Kentucky | L | 24-51 | 12,200 |
| 10/25 | Wofford | L | 28-31 | 23,760 |
| 11/1 | at VMI | W | 38-9 | 3,200 |
| 11/8 | Georgia Southern | L | 23-33 | 11,137 |
| 11/15 | Samford | W | 66-7 | 6,176 |

1987

• The Knights post a five-game winning streak, outscoring their opponents, 242-67, during the stretch. UCF finishes the regular season with an 8-3 record, good enough for its first bid to the Division II playoffs. In the first round, the Knights record a 12-10 win over Indiana University of Pennsylvania, but falls to eventual national champion Troy. Wideout Bernard Ford and kicker Ed O'Brien earn All-America First Team honors from several outlets. Quarterback Darin Slack and linebacker Mike Coad receive *Football News* All-America Second Team recognition. Ford is tabbed in the third round of the National Football League Draft by the Buffalo Bills and defensive back Corris Ervin is taken in the fifth round by the Denver Broncos.

1987 NCAA II (9-4-0) Coach: Gene McDowell

| | | | | |
|-------|---------------------|---|-------|--------|
| 9/5 | Bethune-Cookman | W | 17-9 | 9,768 |
| 9/19 | Elon | W | 34-10 | 11,752 |
| 9/26 | Eastern Kentucky | L | 16-23 | 15,197 |
| 10/3 | at Georgia Southern | L | 32-34 | 15,540 |
| 10/10 | Savannah State | W | 36-26 | 10,743 |
| 10/17 | West Georgia | W | 52-14 | 10,029 |
| 10/24 | NW Missouri St. | W | 45-3 | 15,208 |
| 10/31 | Grand Valley State | W | 67-3 | 7,552 |
| 11/7 | Liberty | W | 42-21 | 11,081 |
| 11/14 | at Florida A&M | L | 14-19 | 4,803 |
| 11/21 | Morningside | W | 24-7 | 10,112 |
| 11/28 | Indiana (Pa.) § | W | 12-10 | 15,043 |
| 12/5 | Troy § | L | 10-31 | 14,327 |

§ Division II Playoffs

1988

• UCF opens the campaign with five-consecutive wins and moves to second in the NCAA Division II national rankings. A crowd of 31,789 attends UCF's 26-18 victory over defending national champion Troy at the Citrus Bowl. Defensive lineman Steve Spears and offensive lineman Dave Underwood earn *Football Gazette* All-America honors.

1988 NCAA II (6-5-0) Coach: Gene McDowell

| | | | | |
|-------|-------------------------|---|-------|--------|
| 9/2 | Bethune-Cookman | W | 29-21 | 14,831 |
| 9/10 | West Georgia | W | 33-14 | 11,270 |
| 9/17 | Troy | W | 26-18 | 31,789 |
| 9/24 | at East Tennessee State | W | 23-17 | 5,447 |
| 10/1 | North Alabama | W | 35-33 | 21,682 |
| 10/8 | New Haven | L | 23-31 | 22,641 |
| 10/15 | Southern Conn. State | W | 24-16 | 22,439 |
| 10/22 | at Valdosta State | L | 19-48 | 6,500 |
| 10/29 | Georgia Southern | L | 17-31 | 28,682 |
| 11/5 | at Liberty | L | 7-24 | 3,530 |
| 11/12 | at Eastern Kentucky | L | 31-35 | 6,800 |

1989

• In its final campaign at the D-II level, UCF defeats three Football Championship Subdivision schools. The Knights finish the season strong, winning six of their final seven games to complete the year 7-3.

1989 NCAA II (7-3-0) Coach: Gene McDowell

| | | | | |
|-------|----------------------|---|-------|--------|
| 9/1 | Bethune-Cookman | L | 15-23 | 23,620 |
| 9/9 | Valdosta State | W | 35-14 | 18,046 |
| 9/16 | at Troy | L | 6-20 | 8,000 |
| 9/23 | Newberry | W | 30-3 | 8,316 |
| 9/30 | at North Alabama | W | 17-16 | 5,500 |
| 10/7 | East Tennessee State | W | 34-0 | 12,072 |
| 10/21 | at Georgia Southern | L | 17-31 | 19,640 |
| 10/28 | Liberty | W | 33-30 | 15,095 |
| 11/11 | Eastern Kentucky | W | 20-19 | 17,506 |
| 11/18 | Texas Southern | W | 49-12 | 14,082 |

1990

• UCF moves to the Football Championship Subdivision ranks and goes 10-4. The Knights become the first school in history to qualify for the FCS playoffs in their first season of eligibility. In the first round of the playoffs, UCF draws previously undefeated Youngstown State on the road. Franco Grilla hits a 34-yard field goal as time expires to give the Knights a 20-17 victory. Host UCF downs William & Mary, 52-38, in the second round of the playoffs to set up a semifinal matchup with eventual national champion Georgia Southern in Statesboro, Ga. Following the year, Gene McDowell is awarded the Eddie Robinson Trophy by The Sports Network as the national coach of the year. Wide receiver Shawn Jefferson is drafted in the ninth round by the National Football League's Houston Oilers.

1990 NCAA FCS (10-4-0) Coach: Gene McDowell

| | | | | |
|-------|-----------------------|---|-------|--------|
| 9/1 | Troy | W | 16-10 | 22,462 |
| 9/8 | at Eastern Kentucky | L | 12-24 | 19,200 |
| 9/15 | at Bethune-Cookman | W | 42-9 | 9,500 |
| 9/22 | at Memphis | L | 28-37 | 21,385 |
| 9/29 | Kentucky State | W | 49-0 | 6,055 |
| 10/6 | at Samford | W | 37-16 | 5,463 |
| 10/20 | Georgia Southern | L | 17-38 | 16,258 |
| 10/27 | Southern Illinois | W | 49-14 | 14,052 |
| 11/3 | Liberty | W | 28-6 | 14,107 |
| 11/10 | Slippery Rock | W | 24-21 | 16,208 |
| 11/17 | Texas Southern | W | 63-6 | 16,328 |
| 11/24 | at Youngstown State § | W | 20-17 | 12,500 |
| 12/1 | William & Mary § | W | 52-38 | 20,067 |
| 12/8 | at Georgia Southern § | L | 7-44 | 13,183 |

§ FCS Playoffs

1991

• The Knights host their first Football Bowl Subdivision squad, facing East Carolina at the Citrus Bowl. Linebacker Bobby Spitulski is named to the Associated Press All-America Third Team and is selected in the third round of the National Football League Draft by the Seattle Seahawks.

1991 NCAA FCS (6-5-0) Coach: Gene McDowell

| | | | | |
|-------|---------------------|---|-------|--------|
| 8/31 | Troy | W | 21-10 | 18,586 |
| 9/7 | at James Madison | L | 31-49 | 10,081 |
| 9/14 | at Valdosta State | W | 12-0 | 6,379 |
| 9/21 | East Carolina | L | 25-47 | 20,049 |
| 9/28 | Bethune-Cookman | W | 32-6 | 16,066 |
| 10/5 | at Arkansas State | W | 31-20 | 18,200 |
| 10/12 | Samford | L | 6-13 | 12,011 |
| 10/26 | at Georgia Southern | L | 6-20 | 19,063 |
| 11/2 | Savannah State | L | 31-33 | 13,188 |
| 11/9 | at Liberty | W | 31-26 | 2,650 |
| 11/16 | Millersville | W | 52-6 | 10,027 |

1992

• UCF President John C. Hitt announces UCF's intention to move to the Football Bowl Subdivision ranks by 1996. UCF makes history as the first college squad to play a Russian team on American soil as it defeats the Moscow Bears of the Russian League of American Football, 42-6, on Oct. 3. During the year, Gene McDowell relinquishes his duties as athletics director to concentrate his efforts on coaching the football team.

1992 NCAA FCS (6-4-0) Coach: Gene McDowell

| | | | | |
|-------|---------------------|---|-------|--------|
| 9/5 | Gardner-Webb | W | 71-21 | 10,286 |
| 9/12 | Bethune-Cookman | W | 28-3 | 12,075 |
| 9/19 | Troy | L | 16-20 | 7,755 |
| 9/26 | at Western Illinois | W | 35-22 | 9,764 |
| 10/3 | Moscow (exhibition) | W | 43-6 | 5,412 |
| 10/17 | Nicholls State | W | 42-18 | 8,087 |
| 10/24 | at Western Kentucky | L | 36-50 | 10,589 |
| 10/31 | at Liberty | L | 28-31 | 8,100 |
| 11/7 | Buffalo | W | 63-21 | 9,067 |
| 11/14 | James Madison | W | 41-37 | 6,681 |
| 11/21 | at Samford | L | 13-20 | 4,987 |

1993

• UCF wins six of its first seven games, with the only loss coming from Football Bowl Subdivision's East Carolina. The Knights claim three of their final four games to finish the regular season with a 9-2 mark. The squad earns a berth in the playoffs and faces host Youngstown State in the opening round.

1993 NCAA FCS (9-3-0) Coach: Gene McDowell

| | | | | |
|-------|---------------------|---|-------|--------|
| 9/11 | Valdosta State | W | 35-30 | 11,033 |
| 9/18 | at East Carolina | L | 17-41 | 30,867 |
| 9/25 | McNeese State | W | 22-3 | 10,759 |
| 10/2 | Yale | W | 42-28 | 23,489 |
| 10/9 | Samford | W | 48-17 | 8,081 |
| 10/16 | Western Illinois | W | 35-17 | 12,857 |
| 10/23 | at Bethune-Cookman | W | 34-14 | 5,500 |
| 10/30 | at Troy | L | 15-29 | 5,100 |
| 11/6 | Liberty | W | 55-19 | 8,688 |
| 11/13 | Buffalo | W | 42-7 | 7,609 |
| 11/20 | at Louisiana Tech | W | 38-16 | 4,000 |
| 11/27 | at Youngstown State | L | 30-56 | 7,408 |

§ FCS Playoffs

1994

• The Knights begin the year as *Sports Illustrated's* pick to win the Football Championship Subdivision title. Due to a rash of injuries on defense, UCF finishes the year 7-4. Kick returner Todd Cleveland garners The Sports Network All-America Second Team honors. Defensive end Greg Jefferson is picked in the third round of the National Football League Draft by the Philadelphia Eagles.

1994 NCAA FCS (7-4-0) Coach: Gene McDowell

| | | | | |
|-------|---------------------|---|-------|--------|
| 9/3 | at Maine | W | 28-6 | 6,296 |
| 9/10 | Valdosta State | L | 14-31 | 22,518 |
| 9/17 | Bethune-Cookman | W | 48-17 | 22,049 |
| 9/24 | Western Kentucky | W | 59-45 | 24,326 |
| 10/1 | at Illinois State | W | 27-26 | 6,550 |
| 10/8 | at Samford | L | 35-36 | 3,632 |
| 10/15 | at Louisiana-Monroe | W | 33-16 | 8,123 |
| 10/22 | Troy | L | 38-39 | 27,003 |
| 10/29 | at Liberty | W | 49-24 | 6,153 |
| 11/12 | at East Carolina | L | 20-23 | 25,783 |
| 11/19 | Buffalo | W | 48-0 | 18,856 |

1995

• On June 21, UCF receives official word from the NCAA that its bid for reclassification to the Football Bowl Subdivision has been approved and will take effect Sept. 1, 1996. Against a top-notch schedule, UCF goes 6-5. The Knights open the season with a 40-32 victory over fifth-ranked Eastern Kentucky. Freshman Daunte Culpepper completes 20-of-25 passes for 254 and three scores and earns national player of the week honors. Tailback Marquette Smith is named to the *Football Gazette* All-America Second Team and is drafted in the fifth round by the National Football League's Carolina Panthers.

1995 NCAA FCS (6-5-0) Coach: Gene McDowell

| | | | | |
|-------|-----------------------|---|-------|--------|
| 8/31 | Eastern Kentucky | W | 40-32 | 13,422 |
| 9/9 | Carson-Newman | W | 35-21 | 13,413 |
| 9/23 | at Florida State (#1) | L | 14-46 | 76,600 |
| 9/30 | at McNeese State | L | 7-49 | 16,921 |
| 10/7 | Samford | W | 41-14 | 11,333 |
| 10/14 | Liberty | L | 6-7 | 12,210 |
| 10/21 | at Hawaii | L | 14-45 | 24,383 |
| 10/28 | at Louisiana-Monroe | W | 34-14 | 16,808 |
| 11/4 | Bethune-Cookman | W | 38-7 | 16,002 |
| 11/11 | Troy | L | 17-28 | 12,312 |
| 11/18 | Maine | W | 37-17 | 11,119 |

1996

• The Knights play their inaugural campaign at the Football Bowl Subdivision level and go 5-6. Behind quarterback Daunte Culpepper, UCF finishes the campaign 16th in the nation in passing offense.

1996 NCAA FBS (5-6) Coach: Gene McDowell

| | | | | |
|-------|-----------------------|---|-------|--------|
| 8/29 | William & Mary (SUN) | W | 39-33 | 18,013 |
| 9/7 | at South Carolina | L | 14-33 | 76,411 |
| 9/14 | at New Mexico (SUN) | L | 7-17 | 18,317 |
| 9/21 | at Ball State | L | 10-31 | 11,475 |
| 9/28 | at East Carolina | L | 7-28 | 34,121 |
| 10/12 | Samford | W | 38-6 | 12,122 |
| 10/19 | Louisiana-Monroe | L | 38-39 | 16,293 |
| 10/26 | at Georgia Tech (SUN) | L | 20-27 | 43,610 |
| 11/2 | Illinois State | W | 42-15 | 17,639 |
| 11/9 | at UAB | W | 35-13 | 12,500 |
| 11/16 | Bowling Green | W | 27-19 | 14,112 |

1997

• UCF faces a tough schedule that includes four squads from the SEC and national champion Nebraska. UCF garners national attention after leading Nebraska by three points at halftime before falling to the host Cornhuskers. A record crowd of 41,827 turns out for UCF's home-opening victory over Idaho. Quarterback Daunte Culpepper sets 15 school records. He is a finalist for the Davey O'Brien National Quarterback Award, a semifinalist for the *Football News* Offensive Player of the Year and is named to the American Football Coaches Association Good Works Team. Tailback Dwight Collins, who is deaf, receives Disney's Wide World of Sports Spirit Award for being the nation's most courageous student-athlete. Running backs coach Alan Gooch is named the assistant coach of the year by the American Football Coaches Association for his work with Collins. Following the season, Gene McDowell resigns as head coach and is replaced by longtime offensive coordinator Mike Kruczek.

1997 NCAA FBS (5-6) Coach: Gene McDowell

| | | | | |
|-------|----------------------------|---|------------|--------|
| 8/30 | at Mississippi | L | 23-24 (OT) | 28,216 |
| 9/6 | at South Carolina (SUN) | L | 31-33 | 81,908 |
| 9/13 | at Nebraska (#6) | L | 24-38 | 75,327 |
| 9/20 | Idaho (SUN) | W | 41-10 | 41,827 |
| 9/27 | at Auburn (#8) (SUN) | L | 14-41 | 82,109 |
| 10/4 | at Kent State | W | 59-43 | 10,584 |
| 10/11 | Samford | W | 52-7 | 22,016 |
| 10/25 | at Mississippi State (SUN) | L | 28-35 | 28,621 |
| 11/1 | at Louisiana-Monroe | L | 41-45 | 15,936 |
| 11/15 | Eastern Michigan | W | 27-10 | 39,433 |
| 11/22 | Toledo | W | 34-17 | 15,062 |

1998

• Quarterback Daunte Culpepper earns preseason All-America honors from several outlets, including *Sports Illustrated* and *The Sporting News*. UCF makes its first national television appearance when ESPN televises its game at Purdue. The Knights finish the campaign 9-2. Culpepper breaks Steve Young's 1983 single-season completion percentage record of 71.3 by completing 73.6 percent of his passes. He becomes only the third player in school history to pass for more than 10,000 yards and rush for more than 1,000 yards in a career. Culpepper concludes the year with more than 30 school records to his credit. The signal caller finishes sixth in the balloting for the Heisman Trophy and is named national co-player of the year by The Sports Network. Culpepper becomes UCF's first National Football League first-round draft pick as the Minnesota Vikings select him 11th overall. Cornerback Paul Miranda is taken in the fourth round by the Indianapolis Colts.

1998 NCAA FBS (9-2) Coach: Mike Kruczek

| | | | | |
|-------|-------------------------|---|-------|--------|
| 9/5 | at Louisiana Tech (SUN) | W | 64-30 | 23,677 |
| 9/12 | Eastern Illinois | W | 48-0 | 35,219 |
| 9/19 | at Purdue (ESPN) | L | 7-35 | 53,469 |
| 9/26 | at Bowling Green (FSN) | W | 38-31 | 15,824 |
| 10/4 | at Toledo (SUN) | W | 31-24 | 20,008 |
| 10/10 | Northern Illinois | W | 38-17 | 30,415 |
| 10/24 | at Louisiana (SUN) | W | 42-10 | 10,124 |
| 10/31 | Youngstown State | W | 44-32 | 21,251 |
| 11/7 | at Auburn (SUN) | L | 6-10 | 80,743 |
| 11/14 | Ball State | W | 37-14 | 31,412 |
| 11/21 | New Mexico | W | 38-6 | 19,025 |

1999

• UCF starts the campaign with the toughest September schedule in the nation, facing four bowl winners from the previous year. All four teams enter the games with the Knights ranked in the top 25. UCF hosts a top-25 foe for the first time, playing No. 22 Purdue in front of 40,112 fans at the Citrus Bowl. Wideout Charles Lee is drafted in the seventh round by the National Football League's Green Bay Packers.

1999 NCAA FBS (4-7) Coach: Mike Kruczek

| | | | | |
|-------|------------------------|---|-------|--------|
| 9/4 | Purdue (#22) (ESPN R) | L | 13-47 | 40,112 |
| 9/11 | at Florida (#4) (SUN) | L | 27-58 | 85,346 |
| 9/18 | at Georgia Tech (#12) | L | 10-41 | 45,355 |
| 9/25 | at Georgia (#11) (SUN) | L | 23-24 | 86,117 |
| 10/2 | Eastern Illinois | W | 31-21 | 18,864 |
| 10/16 | Nicholls State | W | 28-0 | 13,875 |
| 10/23 | Louisiana Tech | L | 35-46 | 16,535 |
| 10/30 | Eastern Michigan | W | 31-6 | 27,845 |

| | | | | |
|-------|---------------------|---|------------|--------|
| 11/6 | at Auburn (SUN) | L | 10-28 | 75,804 |
| 11/13 | at Middle Tennessee | W | 39-14 | 10,751 |
| 11/20 | Bowling Green | L | 30-33 (OT) | 14,299 |

2000

• The Knights record one of the biggest victories in school history by defeating traditional power Alabama, 40-38, in Tuscaloosa. Javier Beorlegui gives UCF the win with a 37-yard field goal with three seconds remaining to spoil the Crimson Tide's homecoming game. A school record 50,220 fans watch the Knights host No. 8 Virginia Tech.

2000 NCAA FBS (7-4) Coach: Mike Kruczek

| | | | | |
|-------|----------------------------|---|-------|--------|
| 9/2 | at Georgia Tech | L | 17-21 | 40,993 |
| 9/9 | Northwestern State | W | 19-7 | 19,003 |
| 9/16 | at Akron | L | 24-35 | 12,964 |
| 9/23 | William & Mary | W | 52-7 | 23,164 |
| 9/30 | at Eastern Michigan (SUN) | W | 31-10 | 10,238 |
| 10/7 | at Northern Illinois (SUN) | L | 20-40 | 18,148 |
| 10/14 | Eastern Kentucky | W | 34-3 | 18,908 |
| 10/21 | Louisiana-Monroe | W | 55-0 | 25,093 |
| 10/28 | at Alabama | W | 40-38 | 83,818 |
| 11/4 | at Louisiana Tech (SUN) | W | 20-16 | 12,532 |
| 11/11 | Virginia Tech (#8) (SUN) | L | 21-44 | 50,220 |

2001

• The biggest news for UCF comes off of the field when the school finally finds a conference home. On Nov. 1, UCF signs an agreement to enter the Mid-American Conference for football in 2002. On the field, offensive lineman Steve Edwards and defensive lineman Elton Patterson earn *Football News* All-America honorable-mention honors. Following the year, defensive back Travis Fisher is drafted in the second round by the St. Louis Rams.

2001 NCAA FBS (6-5) Coach: Mike Kruczek

| | | | | |
|-------|-----------------------------|---|-------|--------|
| 9/1 | at Clemson (#19) | L | 13-21 | 75,000 |
| 9/8 | at Syracuse (ESPN R) | L | 10-21 | 35,938 |
| 9/22 | at Tulane (SUN) | W | 36-29 | 17,497 |
| 9/29 | at Virginia Tech (#8) (SUN) | L | 14-46 | 53,662 |
| 10/6 | UAB (SUN) | W | 24-7 | 30,820 |
| 10/13 | Liberty | W | 63-0 | 17,103 |
| 10/20 | Louisiana-Monroe | W | 38-6 | 23,001 |
| 10/27 | at Utah State (SUN) | L | 27-30 | 16,135 |
| 11/3 | Akron | W | 57-17 | 15,779 |
| 11/10 | at Arkansas | L | 20-27 | 61,527 |
| 11/24 | Louisiana | W | 31-0 | 12,264 |

2002

• UCF plays its first season as a member of the Mid-American Conference and finishes second in the East Division with a 6-2 league mark. Three Knights earn All-MAC First Team honors. Wideout Doug Gabriel becomes the first player from UCF to play in the Senior Bowl. Four Knights are selected in the NFL Draft: cornerback Asante Samuel (New England, fourth round), Gabriel (Oakland, fifth round), offensive lineman Mike Mabry (Baltimore, seventh round) and defensive lineman Elton Patterson (Cincinnati, seventh round). Offensive lineman Taylor Robertson is tabbed by Calgary with the 13th selection in the CFL Draft.

2002 NCAA FBS (7-5, 6-2) Coach: Mike Kruczek

| | | | | |
|-------|----------------------------|---|-------|---------|
| 8/31 | at Penn State (#24) (ESPN) | L | 24-27 | 103,029 |
| 9/7 | at Arizona State (SUN) | L | 12-46 | 43,401 |
| 9/20 | at Marshall* (ESPN2) | L | 21-26 | 32,900 |
| 9/28 | Liberty | W | 48-17 | 21,137 |
| 10/12 | at Western Michigan* (SUN) | W | 31-27 | 21,505 |
| 10/19 | Toledo* (SUN) | L | 24-27 | 18,812 |
| 10/26 | Akron* | W | 28-17 | 19,799 |
| 11/2 | Syracuse (SUN) | L | 35-38 | 24,043 |
| 11/9 | at Buffalo* | W | 45-21 | 6,923 |
| 11/16 | Kent State* | W | 32-6 | 7,354 |
| 11/23 | at Miami (Ohio)* (SUN) | W | 48-31 | 7,962 |
| 11/30 | Ohio* | W | 42-32 | 12,462 |

* MAC game

2003

• UCF's football program moves into its new home as the state-of-the-art Wayne Densch Sports Center opens just 16 months after construction began. The school accepts an invitation into Conference USA for all sports. The Knights will end their brief football affiliation with the Mid-American Conference after 2004. The year serves as the 25th season of UCF football. After a 3-7 start, head coach Mike Kruczek is relieved of his duties and longtime assistant Alan Gooch is promoted to interim head coach for the final two games. Gooch makes his coaching debut when the Knights play Marshall on ESPN2 in Orlando. The contest serves as UCF's first nationally-televised home game. Following the season, George O'Leary is selected as UCF's new head coach. Tight end Michael Gaines is taken in the seventh round of the National Football League Draft by the Carolina Panthers.

2003 NCAA FBS (3-9, 2-6) Coaches: Mike Kruczek (first 10 games), Alan Gooch (last two games)

| | | | | |
|-------|-----------------------------|---|-------|--------|
| 8/31 | at Va. Tech (#9) (ESPN) | L | 28-49 | 65,115 |
| 9/13 | Florida Atlantic | W | 33-29 | 26,901 |
| 9/20 | at Syracuse (ESPN R) | L | 14-38 | 35,103 |
| 9/27 | at Kent State * (SUN) | L | 16-36 | 6,728 |
| 10/4 | Buffalo * | W | 19-10 | 22,657 |
| 10/11 | at Ohio * (ESPN R) | L | 0-28 | 21,109 |
| 10/18 | at Akron * | L | 24-38 | 8,113 |
| 10/25 | Central Michigan * | W | 31-13 | 20,523 |
| 11/1 | at West Virginia (SUN) | L | 18-36 | 42,712 |
| 11/8 | at Eastern Michigan * (SUN) | L | 13-19 | 5,150 |
| 11/19 | Marshall (ESPN2) * | L | 7-21 | 18,141 |
| 11/28 | Miami (Ohio) (#15) * | L | 21-56 | 12,902 |

* MAC Game

2004

• After missing the team's first game of the season, new head coach George O'Leary makes his UCF debut as the Knights host 10th-ranked West Virginia at the Citrus Bowl. The Knights open the campaign with one of the nation's toughest schedules, traveling to face Wisconsin and Penn State and hosting West Virginia.

2004 NCAA FBS (0-11, 0-8) Coach: George O'Leary

| | | | | |
|-------|---------------------------|---|------------|---------|
| 9/4 | at Wisconsin (#21) (ESPN) | L | 6-34 | 82,116 |
| 9/11 | West Virginia (#10) | L | 20-45 | 32,224 |
| 9/18 | at Penn State (ESPN R) | L | 13-37 | 101,715 |
| 10/2 | at Buffalo * | L | 20-48 | 12,173 |
| 10/9 | Northern Illinois * | L | 28-30 | 16,555 |
| 10/16 | Akron * | L | 21-26 | 18,401 |
| 10/23 | at Miami (Ohio) * | L | 7-43 | 8,012 |
| 10/30 | at Marshall * (ESPN R) | L | 3-20 | 23,122 |
| 11/6 | Ohio * | L | 16-17 (OT) | 20,498 |
| 11/13 | at Ball State * | L | 17-21 | 5,309 |
| 11/23 | Kent State * | L | 24-41 | 12,083 |

* MAC Game

2005

• The Knights win their inaugural Conference USA contest, recording a 23-13 win over visiting Marshall. The victory snaps a 17-game losing streak for the Knights. The team goes on to win eight contests, including seven in league play, during the regular season. UCF hosts the inaugural C-USA Championship Game, which is played in front of a school-record 51,978 fans at the Citrus Bowl. Despite falling to Tulsa in the title game, UCF earns an invitation to the Sheraton Hawai'i Bowl, marking the first bowl game in program history. The Knights post one of the top turnarounds in college football history, going 8-5 after an 0-11 campaign in 2004. Head coach George O'Leary is named the C-USA Coach of the Year, in addition to garnering national coach of the year honors from CBSsports.com and SportsIllustrated.com. Tailback Kevin Smith garners the C-USA Freshman of the Year award. Wideout Brandon Marshall is selected in the fourth round of the National Football League Draft by the Denver Broncos. During the year, the UCF Board of Trustees approves a financing plan for an on-campus stadium that will open in 2007.

2005 NCAA FBS (8-5, 7-1) Coach: George O'Leary

| | | | | |
|------|--------------------------|---|-------|--------|
| 9/1 | at South Carolina (ESPN) | L | 15-24 | 82,753 |
| 9/17 | at USF (FSN FL) | L | 14-31 | 45,139 |
| 9/24 | Marshall * | W | 23-13 | 22,217 |
| 10/1 | at Louisiana | W | 24-21 | 18,262 |
| 10/8 | Memphis * | W | 38-17 | 20,562 |

| | | | | |
|-------|---------------------|---|------------|--------|
| 10/15 | at Southern Miss * | L | 31-52 | 28,366 |
| 10/21 | Tulane * | W | 34-24 | 15,009 |
| 10/29 | at East Carolina * | W | 30-20 | 34,410 |
| 11/5 | Houston (i NET) * | W | 31-29 | 32,635 |
| 11/12 | at UAB (CBS C) * | W | 27-21 | 12,199 |
| 11/19 | at Rice * | W | 31-28 | 8,267 |
| 12/3 | Tulsa @ (ESPN) | L | 27-44 | 51,978 |
| 12/24 | vs. Nevada ^ (ESPN) | L | 48-49 (OT) | 16,134 |

* Conference USA Game

@ Conference USA Championship Game

^ Sheraton Hawai'i Bowl

2006

• Prior to the season, Bright House Networks acquires the naming rights to the new stadium. UCF closes out its long tenure at the Citrus Bowl on Nov. 25, with a 31-22 Conference USA win over UAB. After a record-breaking season in which he recorded a school-best 90 receptions, wide receiver Mike Sims-Walker is selected by the Jacksonville Jaguars in the third round of the NFL Draft. Offensive lineman Cedric Gagne-Marcoux is picked eighth overall by the Hamilton Tiger-Cats in the Canadian Football League Draft.

2006 NCAA FBS (4-8, 3-5) Coach: George O'Leary

| | | | | |
|-------|-------------------------|---|-------|--------|
| 9/2 | Villanova | W | 35-16 | 29,398 |
| 9/9 | at Florida (#7) (SUN) | L | 0-42 | 90,210 |
| 9/16 | USF (CBS C) | L | 17-24 | 46,708 |
| 9/26 | Southern Miss * (ESPN2) | L | 14-19 | 23,540 |
| 10/4 | at Marshall * (ESPN2) | W | 23-22 | 27,572 |
| 10/13 | Pitt (ESPN) | L | 7-52 | 35,858 |
| 10/21 | Rice * | L | 29-40 | 30,307 |
| 10/28 | at Houston * (CBS C) | L | 31-51 | 13,242 |
| 11/4 | East Carolina * (CBS C) | L | 10-23 | 31,414 |
| 11/11 | at Memphis * (CBS C) | W | 26-24 | 20,611 |
| 11/18 | at Tulane * | L | 9-10 | 15,341 |
| 11/25 | UAB * (CSS) | W | 31-22 | 23,755 |

* Conference USA Game

2007

• The Knights play on campus for the first time, hosting No. 6 Texas in the inaugural game at Bright House Networks Stadium in front of 45,622 fans. The Knights complete the regular season with six-straight wins en route to defeating Tulsa in the C-USA Championship Game, earning a spot in the AutoZone Liberty Bowl. During the campaign, tailback Kevin Smith posts one of the finest seasons in NCAA history. He rushes for 2,567 yards, which ranks second all-time behind only Barry Sanders. Smith is the C-USA Co-Player of the Year and becomes the first player in UCF history to earn consensus All-America honors. Head coach George O'Leary is named the C-USA Coach of the Year and DL Keith Shologan is named to the ESPN The Magazine Academic All-America First Team. The Detroit Lions take Smith in the third round of the NFL Draft, while OL Josh Sitton (Green Bay Packers, fourth round) and TE Mike Merritt (Kansas City Chiefs, seventh round) are also selected. Shologan is picked by the Saskatchewan Roughriders with the fourth overall selection in the CFL Draft.

2007 NCAA FBS (10-4, 7-1) Coach: George O'Leary

| | | | | |
|-------|----------------------------|---|-------|--------|
| 9/1 | at NC State (ESPN 360) | W | 25-23 | 57,283 |
| 9/15 | Texas (#6) (ESPN2) | L | 32-35 | 45,622 |
| 9/22 | Memphis * (CSS) | W | 56-20 | 42,153 |
| 9/29 | Louisiana | W | 37-19 | 42,646 |
| 10/6 | at East Carolina * (CBS C) | L | 38-52 | 42,777 |
| 10/13 | at USF (#5) (ESPNU) | L | 12-64 | 65,948 |
| 10/20 | Tulsa * | W | 44-23 | 45,510 |
| 10/28 | at Southern Miss * (ESPN) | W | 34-17 | 27,103 |
| 11/3 | Marshall * (CSS) | W | 47-13 | 46,103 |
| 11/10 | at UAB * (CBS C) | W | 45-31 | 12,621 |
| 11/17 | at SMU * | W | 49-20 | 10,271 |
| 11/24 | UTEP * | W | 36-20 | 41,967 |
| 12/1 | Tulsa @ (ESPN) | W | 44-25 | 44,128 |
| 12/29 | Mississippi State ^ (ESPN) | L | 3-10 | 63,816 |

* Conference USA Game

@ Conference USA Championship Game

^ AutoZone Liberty Bowl

2008

• The Knights post a 4-8 record and 3-5 mark in league play, but see punt and kickoff returner Joe Burnett become a first-team All-America selection after breaking every major school and C-USA career punt return record. He finishes ranked 19th in NCAA history in career punt return yardage and is taken in the fifth round of the NFL Draft by Pittsburgh.

2008 NCAA FBS (4-8, 3-5) Coach: George O'Leary

| | | | | |
|-------|---------------------------|---|------------|--------|
| 8/30 | South Carolina State | W | 17-0 | 42,126 |
| 9/6 | USF (#17) (ESPN2) | L | 24-31 (OT) | 46,805 |
| 9/20 | at Boston College (ESPNU) | L | 7-34 | 41,267 |
| 9/27 | at UTEP * (CBS C) | L | 13-58 | 33,339 |
| 10/4 | SMU * (CBS C) | W | 31-17 | 43,147 |
| 10/11 | at Miami (ESPNU) | L | 14-20 | 40,011 |
| 10/26 | at Tulsa * (#19) (ESPN) | L | 19-49 | 30,000 |
| 11/2 | East Carolina * (ESPN) | L | 10-13 (OT) | 40,202 |
| 11/8 | Southern Miss * | L | 6-17 | 41,652 |
| 11/15 | at Marshall * (CSS) | W | 30-14 | 24,059 |
| 11/22 | at Memphis * | W | 28-21 | 18,836 |
| 11/29 | UAB * | L | 0-15 | 23,644 |

* Conference USA Game

2009

• The Knights win each of their last six C-USA games to go 8-5 and earn a spot in the St. Petersburg Bowl behind quarterback Brett Hodges who had transferred from Wake Forest for his senior year. The Black and Gold produces its first victory over a ranked team when it tops No. 13/12 Houston, 37-32. Bruce Miller is C-USA's Defensive Player of the Year and Josh Robinson is named a freshman All-American. Torell Troup is taken in the second round of the NFL Draft by the Buffalo Bills.

2009 NCAA FBS (8-5, 6-2) Coach: George O'Leary

| | | | | |
|-------|----------------------------|---|-------|---------|
| 9/5 | Samford (BHSN) | W | 28-24 | 38,719 |
| 9/12 | at Southern Miss * | L | 19-26 | 27,456 |
| 9/19 | Buffalo (BHSN) | W | 23-17 | 35,121 |
| 9/26 | at East Carolina * (BHSN) | L | 14-19 | 43,210 |
| 10/3 | Memphis * (BHSN) | W | 32-14 | 40,408 |
| 10/17 | Miami (#9) (CBS C) | L | 7-27 | 48,453 |
| 10/24 | at Rice * | W | 49-7 | 10,196 |
| 11/1 | Marshall * (ESPN) | W | 21-20 | 35,676 |
| 11/7 | at Texas (#2) (FSN) | L | 3-35 | 101,003 |
| 11/14 | Houston * (#13/12) (CBS C) | W | 37-32 | 36,776 |
| 11/21 | Tulane * (BHSN) | W | 49-0 | 31,390 |
| 11/28 | at UAB * | W | 34-27 | 13,381 |
| 12/19 | vs. Rutgers ^ (ESPN) | L | 24-45 | 29,763 |

* Conference USA Game

^ St. Petersburg Bowl

2010

• UCF's trophy case fills up due to the Knights having one of their most successful seasons in school history. The Black and Gold wins the Conference USA Championship while Bruce Miller is the C-USA Defensive Player of the Year, Jeff Godfrey earns the C-USA Freshman of the Year award and George O'Leary picks up another C-USA Coach of the Year honor. The season culminates in a 10-6 win over Georgia in the AutoZone Liberty Bowl, UCF's first bowl game victory. During the season, the Knights receive their first national ranking, placing No. 23 in the *USA Today* Top 25 and No. 25 in the Associated Press Poll Nov. 7. UCF eventually finishes No. 20 and No. 21, respectively. On NFL Draft day, Jah Reid is selected by the Baltimore Ravens in the third round, and Miller hears his name called in the seventh round by the San Francisco 49ers.

2010 NCAA FBS (11-3, 7-1) Coach: George O'Leary

| | | | | |
|-------|-------------------------|---|-------|--------|
| 9/4 | South Dakota | W | 38-7 | 34,373 |
| 9/11 | NC State (CBS C) | L | 21-28 | 43,020 |
| 9/18 | at Buffalo (BHSN) | W | 24-10 | 14,312 |
| 9/25 | at Kansas State (FSN) | L | 13-17 | 50,586 |
| 10/6 | UAB * (ESPN) | W | 42-7 | 40,281 |
| 10/13 | at Marshall * (ESPN) | W | 35-14 | 23,601 |
| 10/23 | Rice * (BHSN) | W | 41-14 | 38,151 |
| 10/30 | East Carolina * (BHSN) | W | 49-35 | 40,073 |
| 11/5 | at Houston * (ESPN2) | W | 40-33 | 32,008 |
| 11/13 | Southern Miss * (CBS C) | L | 21-31 | 40,358 |

| | | | | |
|-------|-------------------------|---|-------|--------|
| 11/20 | at Tulane * | W | 61-14 | 19,069 |
| 11/27 | at Memphis * (CSS/BHSN) | W | 37-17 | 14,992 |
| 12/4 | SMU @ (ESPN2) | W | 17-7 | 41,045 |
| 12/31 | vs. Georgia ^ (ESPN) | W | 10-6 | 51,231 |

* Conference USA Game

@ Conference USA Championship Game

^ AutoZone Liberty Bowl

2011

• With a 5-1 record at home, UCF closes out 2011 with a 5-7 overall mark while going 3-5 in Conference USA. Of its seven losses, six come by seven points or less. The Knights have six selections to the C-USA All-Freshman Team, the most by any school since 2008. That is highlighted by kick returner Rannell Hall who is the lone freshman in the entire league to grab a spot on the All-C-USA First Team. After the season, Josh Robinson is taken by Minnesota in the NFL Draft's third round, and the Knights accept an invitation to join the BIG EAST Conference (American Athletic Conference created in 2013) Dec. 7 and conduct an official press conference one day later at Bright House Networks Stadium. UCF is slated to begin play in the league during the 2013-14 academic year.

2011 NCAA FBS (5-7, 3-5) Coach: George O'Leary

| | | | | |
|-------|----------------------------|---|-------|--------|
| 9/3 | Charleston So. (BHSN) | W | 62-0 | 39,752 |
| 9/10 | Boston College (CBS SN) | W | 30-3 | 45,671 |
| 9/17 | at FIU (ESPN3) | L | 10-17 | 20,205 |
| 9/23 | at BYU (ESPN) | L | 17-24 | 59,874 |
| 10/8 | Marshall * (BHSN) | W | 16-6 | 24,750 |
| 10/15 | at SMU * (FSN) | L | 17-38 | 22,932 |
| 10/20 | at UAB * (CSS) | L | 24-26 | 8,872 |
| 10/29 | Memphis * (BHSN) | W | 41-0 | 37,683 |
| 11/3 | Tulsa * (CBS SN) | L | 17-24 | 36,712 |
| 11/12 | at USM * (#25/23) (CBS SN) | L | 29-30 | 32,925 |
| 11/19 | at East Carolina * (FSN) | L | 31-38 | 50,277 |
| 11/25 | UTEP * (CBS SN) | W | 31-14 | 21,127 |

* Conference USA Game

2012

• In its eighth and final season in C-USA, UCF earns its fourth division title and second-straight bowl victory when it takes down Ball State in the Beef 'O' Brady's Bowl for a 10-4 overall record. The Knights lead the league with six players on the All-C-USA First Team, while the seniors set the school mark with 34 victories from 2009-12. Kick returner Quincy McDuffie receives his second-career All-America honor, and is voted as the C-USA Special Teams Player of the Year, while safety Kemal Ishmael is the C-USA Defensive Player of the Year. Latavius Murray's name is called in the sixth round by Oakland in the NFL Draft, and Ishmael is taken by Atlanta in the seventh round.

2012 NCAA FBS (10-4, 7-1) Coach: George O'Leary

| | | | | |
|-------|-----------------------------|---|------------|---------|
| 8/30 | at Akron (ESPN3) | W | 56-14 | 12,616 |
| 9/8 | at Ohio State (#14) (ESPN2) | L | | 16-31 |
| 10/4 | | | | 104,745 |
| 9/15 | FIU (CSS) | W | 33-20 | 40,478 |
| 9/29 | Missouri (FSN) | L | 16-21 | 35,835 |
| 10/4 | East Carolina * (CBS SN) | W | 40-20 | 32,181 |
| 10/13 | Southern Miss * (CBS SN) | W | | 38-31 |
| 10/20 | at Memphis * (CSS) | W | 35-17 | 22,106 |
| 10/27 | at Marshall * (CBS SN) | W | 54-17 | 22,563 |
| 11/3 | SMU * (CBS SN) | W | 42-17 | 36,036 |
| 11/10 | at UTEP * (FOX College) | W | 31-24 | 25,483 |
| 11/17 | at Tulsa * (FSN) | L | 21-23 | 19,725 |
| 11/24 | UAB * (FSN) | W | 49-24 | 28,602 |
| 12/1 | at Tulsa @ (ESPN2) | L | 27-33 (OT) | 17,635 |
| 12/21 | vs. Ball State ^ (ESPN) | W | 38-17 | 21,759 |

* Conference USA Game

@ Conference USA Championship Game

^ Beef 'O' Brady's Bowl

2013

• UCF introduces itself to the American Athletic Conference by going undefeated (8-0) in league play to claim the conference's inaugural title. Earning a berth in the Tostitos Fiesta Bowl, the Knights ignore their role as the underdog and topple Baylor to finish 12-1 on the season, one in which included seven victories by seven points or less. The "Year of Firsts" was highlighted by: first wins over Big Ten and Big 12 teams, first top-15 ranking, first top-10 ranking (finished No. 10 in the AP Poll), first BCS bowl berth and victory, first 12-win season, first time going undefeated on the road and first two victories over top-10 teams. Head coach George O'Leary picks up The American's Coach of the Year award and quarterback Blake Bortles receives The American's Offensive Player of the Year honors. In all, six Knights are named to The American's First Team. Bortles and running back Storm Johnson declare for the NFL Draft, with Bortles becoming the highest selection in UCF history when he was picked third overall by the Jacksonville Jaguars. Johnson also heard his name called by the Jaguars as he was taken in the seventh round.

2013 NCAA FBS (12-1, 8-0) Coach: George O'Leary

| | | | | |
|-------|-------------------------------|---|-------|--------|
| 8/29 | Akron (ESPN3) | W | 38-7 | 35,115 |
| 9/6 | at FIU (CBS SN) | W | 38-0 | 15,823 |
| 9/14 | at Penn State (Big Ten) | W | 34-31 | 92,855 |
| 9/28 | South Carolina (ABC) | L | 25-28 | 47,605 |
| 10/5 | at Memphis * (ESPN3) | W | 24-17 | 30,274 |
| 10/18 | at Louisville * (#8/6) (ESPN) | W | 38-35 | 55,215 |
| 10/26 | UConn * (ESPN Reg.) | W | 62-17 | 37,924 |
| 11/9 | Houston * (ESPN2) | W | 19-14 | 44,665 |
| 11/16 | at Temple * (ESPN Reg.) | W | 39-36 | 20,174 |
| 11/21 | Rutgers * (ESPN) | W | 41-17 | 41,244 |
| 11/29 | USF * (ESPN) | W | 23-20 | 45,952 |
| 12/7 | at SMU * (ESPN) | W | 17-13 | 12,589 |
| 1/1 | vs. Baylor ^ (#6/5) (ESPN) | W | 52-42 | 65,172 |

* American Athletic Conference Game

^ Tostitos Fiesta Bowl

2014

• Hoisting the American Athletic Conference trophy for the second straight year, UCF clinched back-to-back titles with a thrilling Hail Mary touchdown on the game's final play at East Carolina for a 7-1 league mark. The season started with the Knights' first international trip, serving as the host institution for the Croke Park Classic in Dublin, Ireland. A total of five Knights received All-AAC First Team status in 2014, including cornerback Jacoby Glenn who was voted as The American Co-Defensive Player of the Year. He also would grab a spot on the Associated Press All-America Second Team. Breshad Perriman hears his name called in the first round (26th pick) of the NFL Draft by Baltimore, while Clayton Geathers is selected by Indianapolis in the fourth round. It marks the first time UCF has had a first-round pick in consecutive seasons. After the draft, nine more Knights sign free-agent deals with NFL organizations.

2014 NCAA FBS (9-4, 7-1) Coach: George O'Leary

| | | | | |
|-------|----------------------------|---|-----------|--------|
| 8/30 | vs. Penn State + (ESPN2) | L | 24-26 | 53,304 |
| 9/13 | at Missouri (#20/22) (SEC) | L | 10-38 | 60,348 |
| 9/20 | Bethune-Cookman (ESPN3) | W | 41-7 | 44,510 |
| 10/2 | at Houston * (ESPN) | W | 17-12 | 26,685 |
| 10/9 | BYU (ESPN) | W | 31-24(OT) | 41,547 |
| 10/18 | Tulane * (ESPN) | W | 20-13 | 35,015 |
| 10/25 | Temple * (CBS SN) | W | 34-14 | 39,554 |
| 11/1 | at UConn * (CBS SN) | L | 29-37 | 28,751 |
| 11/14 | Tulsa * (ESPN2) | W | 31-7 | 35,323 |
| 11/22 | SMU * (ESPNNews) | W | 53-7 | 30,920 |
| 11/28 | at USF * (ESPN2) | W | 16-0 | 36,963 |
| 12/4 | at East Carolina * (ESPN) | W | 32-30 | 41,259 |
| 12/26 | vs. NC State ^ (ESPN) | L | 27-34 | 26,675 |

* American Athletic Conference Game

+ Croke Park Classic, Dublin, Ireland

^ Bitcoin St. Petersburg Bowl

2015

• In his 12th season at the helm of the UCF program George O'Leary announces his retirement on Oct. 25. He finishes with an 81-68 overall record with the Black and Gold. Quarterbacks coach Danny Barrett takes over as the interim head coach for the final four games of 2015. During the year, UCF has 21 former Knights appear on NFL rosters with a total of 20 players ending the regular season with NFL clubs. UCF leads all Group of Five schools, and ranks ahead of 25 Power Five schools, with the most players on NFL rosters.

2015 NCAA FBS (0-12, 0-8) Coaches: George O'Leary (first eight games), Danny Barrett (last four games)

| | | | | |
|-------|-------------------------------|---|-------|--------|
| 9/3 | FIU (CBS SN) | L | 14-15 | 39,184 |
| 9/12 | at Stanford (FS1) | L | 7-31 | 50,420 |
| 9/19 | Furman (ESPN3) | L | 15-16 | 36,484 |
| 9/26 | at South Carolina (ESPN) | L | 14-31 | 78,411 |
| 10/3 | at Tulane * (ESPNNews) | L | 31-45 | 20,024 |
| 10/10 | UConn * (ESPNNews) | L | 13-40 | 26,669 |
| 10/17 | at Temple * (CBS SN) | L | 14-30 | 31,372 |
| 10/24 | Houston * (#21/22) (ESPNNews) | L | 10-59 | 28,350 |
| 10/31 | at Cincinnati * (ESPNNews) | L | 7-52 | 30,131 |
| 11/7 | at Tulsa * (ESPNNews) | L | 30-45 | 16,128 |
| 11/19 | East Carolina * (ESPN) | L | 7-44 | 23,734 |
| 11/26 | USF * (ESPN) | L | 3-44 | 25,967 |

* American Athletic Conference Game

2016

• The first year of the Scott Frost era at UCF saw the former Oregon offensive coordinator take the Knights from 0-12 to a bowl game, finishing 6-7 on the year. One of the top turnarounds in the nation, Frost's Knights were the first team to go from winless to a bowl game since UCF did it from 2004 to 2005. Linebacker Shaquem Griffin burst onto the scene in Frost's defensive system, earning First Team All-Conference and American Athletic Conference Defensive Player of the Year honors. Four Knights were honored by The American in all as Shaquill Griffin and Jamiyus Pittman earned Second Team honors and Drico Johnson was named an Honorable Mention. Shaquill went on to be selected in the third round of the NFL Draft, while five members of the UCF defensive back field signed NFL contracts (Johnson, D.J. Killings, T.J. Mutcherson, Jeremy Boykins).

2016 NCAA FBS (6-7, 4-4) Coach: Scott Frost

| | | | | |
|-------|-------------------------------|---|------------|---------|
| 9/3 | South Carolina State (ESPN3) | W | 38-0 | 36,260 |
| 9/10 | at Michigan (ABC) | L | 14-51 | 109,295 |
| 9/17 | Maryland (CBS SN) | L | 24-30 (OT) | 43,197 |
| 9/24 | at FIU (beIN) | W | 53-14 | 18,524 |
| 10/1 | at East Carolina * (CBS SN) | W | 47-29 | 46,042 |
| 10/15 | Temple * (ESPN) | L | 25-26 | 38,299 |
| 10/22 | at UConn * (ESPNNews) | W | 24-16 | 28,008 |
| 10/29 | at Houston * (#24) (ESPN) | L | 24-31 | 35,846 |
| 11/5 | Tulane * (ESPN3) | W | 37-6 | 31,571 |
| 11/12 | Cincinnati * (ESPN) | W | 24-3 | 30,346 |
| 11/19 | Tulsa * (ESPNNews) | L | 20-35 | 35,141 |
| 11/26 | at USF * (CBS SN) | L | 31-48 | 36,056 |
| 12/17 | vs. Arkansas State ^ (CBS SN) | L | 13-31 | 27,213 |

* American Athletic Conference Game

^ AutoNation Cure Bowl

2017

• The Knights went undefeated in 2017, winning the American Athletic Conference East Division, their third American Athletic Conference Championship, the 2018 Chick-fil-A Peach Bowl, and claiming a National Championship. UCF finished the season ranked sixth in the Associated Press Poll and seventh in the Coaches Poll, receiving four first place votes in the AP Poll. The Knights were ranked number one in the nation by the Colley Matrix, an NCAA National Champion Major Selector. McKenzie Milton burst onto the scene, earning American Athletic Conference Offensive Player of the Year and Archie Griffin National Player of the Year honors, while finishing eighth in the Heisman voting. A record in The American, 16 players were named all-conference, including nine first teamers. The Knights had four All-Americans in Milton, Shaquem Griffin, Mike Hughes and Tre'Quan Smith. Hughes became the fourth Knight to be selected in the first round of the NFL Draft, while Smith and Jordan Akins went in the third round and Griffin heard his name called in the fifth.

2017 NCAA FBS (13-0, 8-0) Coach: Scott Frost

| | | | | |
|-------|----------------------------|---|------------|--------|
| 8/31 | FIU (CBS SN) | W | 61-17 | 38,063 |
| 9/23 | at Maryland (FS1) | W | 38-10 | 33,280 |
| 9/30 | Memphis * (ESPN2) | W | 40-13 | 34,022 |
| 10/7 | at Cincinnati * (ESPNU) | W | 51-23 | 27,253 |
| 10/14 | ECU * (CBS SN) | W | 63-21 | 40,287 |
| 10/21 | at Navy * (CBS SN) | W | 31-21 | 35,277 |
| 10/28 | Austin Peay (ESPN3) | W | 73-33 | 27,606 |
| 11/4 | at SMU * (ESPN2) | W | 31-24 | 24,445 |
| 11/11 | UConn * (ESPNU) | W | 49-24 | 29,384 |
| 11/18 | at Temple * (ESPNU) | W | 45-19 | 25,877 |
| 11/24 | USF * (#22/19) (ABC) | W | 49-42 | 47,129 |
| 12/2 | Memphis @ (#16/14) (ABC) | W | 62-55 (OT) | 41,433 |
| 1/1 | vs. Auburn ^ (#7/8) (ESPN) | W | 34-27 | 71,109 |

* American Athletic Conference Game

@ American Athletic Conference Championship Game

^ Chick-fil-A Peach Bowl

2018

• The first season under head coach Josh Heupel was another success for the UCF football program. The Knights finished the 2018 regular season undefeated for the second straight year, advancing to the American Athletic Conference Championship and winning their second straight league title. Heupel became one of just three coaches to have gone undefeated in their first season as a head coach, joining Chris Peterson (Boise State, 2003) and Larry Coaker (Miami, 2001). The Knights extended their program-record winning streak to 25 games before falling to LSU in the Fiesta Bowl. It was the longest streak in the nation at the time and the fourth longest win streak in FBS since the year 2000. The rushing attack for UCF was one of the best in the nation in 2018. Led by Greg McCrae, who went for 1,182 yards on the ground, rushing for a school record and second-best in the nation 8.9 yards per carry. The Knights set new program bests of 3,448 rushing yards, 265.2 rushing yards per game, 43 rushing touchdowns and a team average of 5.8 yards per carry. McKenzie Milton led a conference record 17 all-conference honors, earning AAC Offensive Player of the Year honors for the second straight season. He also finished sixth in the Heisman Trophy voting despite missing the final two games of the season due to injury.

2018 NCAA FBS (12-1, 8-0) Coach: Josh Heupel

| | | | | |
|-------|------------------------------|---|-------|--------|
| 8/30 | at UConn * (ESPNU) | W | 56-17 | 23,081 |
| 9/8 | South Carolina State (ESPN3) | W | 38-0 | 43,269 |
| 9/21 | FAU (ESPN) | W | 56-36 | 44,257 |
| 9/29 | Pittsburgh (ESPNU) | W | 45-14 | 44,904 |
| 10/6 | SMU * (ESPNU) | W | 48-20 | 40,856 |
| 10/13 | at Memphis * (ABC/ESPN2) | W | 31-30 | 38,831 |
| 10/20 | at ECU * (ESPN2) | W | 37-10 | 31,159 |
| 11/1 | Temple * (ESPN) | W | 52-40 | 41,153 |
| 11/10 | Navy * (ESPN2) | W | 35-24 | 44,738 |
| 11/17 | Cincinnati * (#19) (ABC) | W | 38-13 | 47,795 |
| 11/23 | at S. Florida * (ESPN) | W | 38-10 | 57,626 |
| 12/1 | Memphis @ (ABC) | W | 56-41 | 45,176 |
| 1/1 | vs. LSU ^ (#11) (ESPN) | L | 40-32 | 57,246 |

* American Athletic Conference Game

@ American Athletic Conference Championship Game

^ PlayStation Fiesta Bowl

2019

• In Josh Heupel's second season, UCF recorded its third straight 10-win season and earned its fourth consecutive bowl berth, a first in program history. The Knights finished 10-3 with all three losses coming on the road by a total of seven points. UCF was undefeated at home for the third straight year, extending its nation-leading home win streak to 21 games. The Knights' total offense of 540.5 yards per game ranked second in the nation and set a new school record. Finishing 24th in both the AP and Coaches polls, it marked the third straight season and fifth time this decade UCF finished ranked in the top 25. UCF put 12 players on the American Athletic Conference All-Conference Teams, which included Gabriel Davis, Jake Brown and Richie Grant earning first-team honors. Davis also became the Knights' 42nd NFL Draft pick, going to the Buffalo Bills in the fourth round.

2019 NCAA FBS (10-3, 6-2) Coach: Josh Heupel

| | | | | |
|-------|---------------------------|---|-------|--------|
| 8/29 | Florida A&M (CBSSN) | W | 62-0 | 44,073 |
| 9/7 | at FAU (CBSSN) | W | 48-14 | 30,811 |
| 9/14 | Stanford (ESPN) | W | 45-27 | 45,008 |
| 9/21 | at Pittsburgh (ABC/ESPN2) | L | 35-34 | 42,056 |
| 9/28 | UConn * (ESPN2) | W | 56-21 | 44,164 |
| 10/4 | at Cincinnati * (ESPN) | L | 27-24 | 40,121 |
| 10/19 | ECU * (CBSSN) | W | 41-28 | 42,906 |
| 10/26 | at Temple * (ESPN2) | W | 63-21 | 29,949 |
| 11/2 | Houston * (ESPN2) | W | 44-29 | 41,361 |
| 11/8 | at Tulsa * (ESPN2) | L | 34-31 | 16,331 |
| 11/23 | at Tulane * (CBSSN) | W | 34-31 | 21,032 |
| 11/29 | South Florida * (ESPN) | W | 34-7 | 45,216 |
| 12/23 | vs. Marshall ^ (ESPN) | W | 48-25 | 33,539 |

* American Athletic Conference Game

^ Bad Boy Mowers Gasparilla Bowl

2020

• In a season shortened due to the COVID-19 pandemic, UCF went 6-3 in the regular season with wins over Georgia Tech, Houston, and rival South Florida. The Knights earned their fifth consecutive bowl berth, a program record, playing in the Boca Raton Bowl. UCF ranked second in the nation with a new program record of 568.1 yards of offense per game. The defense also led the nation with 13 fumble recoveries. Nine Knights earned All-AAC honors, including Richie Grant, who was a unanimous selection and a first-team honoree for the third straight season. Grant was also a finalist for the Jim Thorpe Award and along with Marlon Williams earned honorable mention All-America accolades from Phil Steele. Williams was also named a third-team All-American by Pro Football Focus. Matthew Lee received freshman All-American honors from The Athletic. Following the season, a program-record five players were selected in the NFL Draft, as Grant went in the second round, Aaron Robinson was picked in the third, Jacob Harris was selected in the fourth, Tay Gowan went in the sixth, and Tre Nixon was picked up in the seventh round.

2020 NCAA FBS (6-4, 5-3) Coach: Josh Heupel

| | | | | |
|-------|---------------------------|---|-------|--------|
| 9/19 | at Georgia Tech (ABC) | W | 49-21 | 11,000 |
| 9/26 | at ECU * (ABC) | W | 51-28 | 350 |
| 10/3 | Tulsa * (ESPN2) | L | 34-26 | 8,874 |
| 10/17 | at Memphis * (ABC) | L | 50-49 | 10,554 |
| 10/24 | Tulane * (ESPN2) | W | 51-34 | 9,148 |
| 10/31 | at Houston * (ESPN+) | W | 44-21 | 8,630 |
| 11/14 | Temple * (ESPNU) | W | 38-13 | 8,768 |
| 11/21 | Cincinnati * (#7) (ESPN) | L | 36-33 | 10,668 |
| 11/27 | at South Florida * (ESPN) | W | 58-46 | 8,801 |
| 12/22 | vs. BYU ^ (#13) (ESPN) | L | 49-23 | 6,000 |

* American Athletic Conference Game

^ Roofclaim.com Boca Raton Bowl

% Attendance reduced at all stadiums due to COVID-19 pandemic

2021

• In head coach Gus Malzahn's first season at the helm, UCF finished 9-4 with a perfect 7-0 record at home, going 30-2 since 2017. The Knights earned their sixth consecutive bowl berth, defeating Florida in the Union Home Mortgage Gasparilla Bowl. The Knights ranked first in the country in fourth down conversion percentage converting 84.6% of its tries on fourth down. Individually, safety Quadric Bullard ranked third in the country with three fumble recoveries and receiver Ryan O'Keefe ranked first in the American in receptions per game with 6.5. Seven Knights received All-AAC honors at the end of the season, including defensive end Big Kat Bryant who was named All-AAC first team and received AAC Defensive Lineman and Newcomer of the Year nods by Pro Football Network. Following the season, defensive tackle Kalia Davis was selected in the 6th round of the 2022 NFL Draft with the 220th pick.

2021 NCAA FBS (9-4, 5-3) Coach: Gus Malzahn

| | | | | |
|-------|------------------------------|---|-------|--------|
| 9/2 | Boise State (ESPN) | W | 36-31 | 43,928 |
| 9/11 | Bethune-Cookman (ESPN+) | W | 63-14 | 38,443 |
| 9/17 | at Louisville (ESPN) | L | 42-35 | 39,022 |
| 10/2 | at Navy (CBSSN) | L | 34-30 | 30,871 |
| 10/9 | East Carolina * (ESPN+) | W | 20-16 | 41,649 |
| 10/16 | at Cincinnati * (#3/4) (ABC) | L | 56-21 | 37,978 |
| 10/22 | Memphis * (ESPN2) | W | 24-7 | 39,328 |
| 10/30 | at Temple * (ESPN+) | W | 49-7 | 19,595 |
| 11/6 | Tulane * (ESPNU) | W | 14-10 | 41,030 |
| 11/13 | at SMU * (ESPNU) | L | 55-28 | 23,175 |
| 11/20 | UConn (ESPN+) | W | 49-17 | 37,454 |
| 11/26 | South Florida * (ESPN) | W | 17-13 | 41,157 |
| 12/23 | Florida ^ (ESPN) | W | 29-17 | 63,669 |

* American Athletic Conference Game

^ Union Home Mortgage Gasparilla Bowl

2022

• In its final season in the American Athletic Conference, UCF finished as conference runner-ups with a 9-5 season in head coach Gus Malzahn's second year leading the Knights. UCF ranked as high as 22 in the College Football Playoff rankings. UCF finished 6-2 in conference play including wins over 19 and 20th-ranked Cincinnati, 17th-ranked Tulane and South Florida. The Knights capped off the 2022 season with their seventh consecutive bowl appearance, playing in the Military Bowl presented by Peraton. UCF ranked fifth in the country in red zone defense, holding opponents to just a 70.7% conversion rate. On the offense, UCF ranked ninth nationally with 228.4 yards-per-game and ninth in total rushing touchdowns with 35. Running Isaiah Bowser finished the season with 16 rushing touchdowns, enough for second all-time in a season in UCF history. Quarterback John Rhys Plumlee finished with 11 rushing touchdowns, finishing second for most rushing touchdowns by a quarterback in a season for the Knights. After the season, Nine Knights received All-AAC honors including first-team nods for offensive linemen Ryan Swoboda and Lokahi Pauole, defensive linemen Ricky Barber and Tre'mon Morris-Brash and linebacker Jason Johnson. Swoboda was also named to the 247Sports Transfer All-America team. Concluding its time in the American, UCF finished with a combined record of 57-13 (.713), the most wins and best winning percentage of any team.

2022 NCAA FBS (9-5, 6-2) Coach: Gus Malzahn

| | | | | |
|-------|------------------------------|---|-------|--------|
| 9/1 | South Carolina State (ESPN+) | W | 56-10 | 43,810 |
| 9/9 | Louisville (ESPN2) | L | 20-14 | 44,412 |
| 9/17 | at Florida Atlantic (CBSSN) | W | 40-14 | 30,991 |
| 9/24 | Georgia Tech (ESPNU) | W | 27-10 | 44,220 |
| 10/5 | SMU * (ESPN2) | W | 41-19 | 27,495 |
| 10/13 | Temple * (ESPN) | W | 70-13 | 41,729 |
| 10/22 | at ECU * (ESPNU) | L | 34-13 | 38,245 |
| 10/29 | Cincinnati * (#20/19) (ESPN) | W | 25-21 | 44,313 |
| 11/5 | at Memphis * (ESPN2) | W | 35-28 | 28,048 |
| 11/12 | at Tulane * (#17) (ESPN2) | W | 38-31 | 27,317 |
| 11/19 | vs Navy * (ESPN2) | L | 17-14 | 44,813 |
| 11/26 | South Florida * (ESPN2) | W | 46-39 | 32,317 |
| 12/3 | Tulane * (#18) (ABC) | L | 45-28 | 30,118 |
| 12/28 | Duke ^ (ESPN) | L | 30-13 | 17,974 |

* American Athletic Conference Game

^ Military Bowl presented by Peraton

2023

• In its first season in the Big 12 Conference, UCF was the only Big 12 newcomer to make a bowl game in 2023, as the Knights finished with six wins and earned an invitation to play in the Gasparilla Bowl. It marked a program-record eighth consecutive postseason bowl appearance, 11th in the last 12 seasons and the 15th in 19 years. In his third season as UCF head coach, Gus Malzahn has seen his teams qualify for postseason bowl games in all 12 years he has been a head coach, including seven appearances in New Year's Day games. Malzahn is one of four active coaches that has led his team to bowl eligibility in each of the past 12 seasons. UCF ranked fourth nationally in rushing offense (228.2 per game) in 2023, the sixth straight season the Knights have averaged at least 196 rushing yards per game. The Knights ranked fourth nationally in third-down conversion percentage in 2023 (.500) and were also eighth nationally in total offense with 487.0 yards per game, surpassing 500 yards in four games last season. The season was highlighted by a dominant 45-3 victory against No. 15 Oklahoma State at home in UCF's annual Space Game. The Knights recorded their first top-15 win since 2017 when the Knights defeated seventh-ranked Auburn in the Chick-fil-A Peach Bowl and the first top-15 home win since 2009 against No. 13 Houston.

2023 NCAA FBS (6-7, 3-6) Coach: Gus Malzahn


| | | | | |
|-------|---------------------------|---|-------|--------|
| 8/31 | Kent State | W | 56-6 | 44,088 |
| 9/9 | at Boise State | W | 18-16 | 36,447 |
| 9/16 | Villanova | W | 48-14 | 44,206 |
| 9/23 | at Kansas State* | L | 44-31 | 51,912 |
| 9/30 | Baylor* | L | 36-35 | 44,005 |
| 10/7 | at Kansas* | L | 51-22 | 46,107 |
| 10/21 | at Oklahoma* (#6/7) (ABC) | L | 31-29 | 83,477 |
| 10/28 | West Virginia* | L | 41-28 | 44,136 |
| 11/4 | at Cincinnati* | W | 28-26 | 38,193 |
| 11/11 | Oklahoma State* (#15/17) | W | 45-3 | 44,046 |
| 11/18 | at Texas Tech* | L | 24-23 | 53,851 |
| 11/25 | Houston* | W | 27-13 | 43,610 |
| 12/22 | Georgia Tech^ | L | 30-17 | 30,281 |

* Big 12 Conference Game

^ Union Home Mortgage Gasparilla Bowl

| Year | Head Coach | Division | Record | Conference Record | Conference Finish | Postseason |
|------------------------|------------------|----------|------------------|-------------------|------------------------|------------------------------------|
| 1979 | Don Jonas | NCAA III | 6-2 | | | |
| 1980 | Don Jonas | NCAA III | 4-4-1 | | | |
| 1981 | Don Jonas | NCAA III | 4-6 | | | |
| 1982 | Sam Weir ! | NCAA II | 0-10 | | | |
| 1983 | Lou Saban | NCAA II | 5-6 | | | |
| 1984 | Lou Saban* | NCAA II | 1-6 | | | |
| 1984 | Jerry Anderson ! | NCAA II | 1-3 | | | |
| 1985 | Gene McDowell | NCAA II | 4-7 | | | |
| 1986 | Gene McDowell | NCAA II | 6-5 | | | |
| 1987 | Gene McDowell | NCAA II | 9-4 | | | NCAA Division II Playoffs |
| 1988 | Gene McDowell | NCAA II | 6-5 | | | |
| 1989 | Gene McDowell | NCAA II | 7-3 | | | |
| 1990 | Gene McDowell | FCS | 10-4 | | | NCAA FCS Playoffs |
| 1991 | Gene McDowell | FCS | 6-5 | | | |
| 1992 | Gene McDowell | FCS | 6-4 | | | |
| 1993 | Gene McDowell | FCS | 9-3 | | | NCAA FCS Playoffs |
| 1994 | Gene McDowell | FCS | 7-4 | | | |
| 1995 | Gene McDowell | FCS | 6-5 | | | |
| 1996 | Gene McDowell | FBS | 5-6 | | | |
| 1997 | Gene McDowell | FBS | 5-6 | | | |
| 1998 | Mike Kruczek | FBS | 9-2 | | | |
| 1999 | Mike Kruczek | FBS | 4-7 | | | |
| 2000 | Mike Kruczek | FBS | 7-4 | | | |
| 2001 | Mike Kruczek | FBS | 6-5 | | | |
| 2002 | Mike Kruczek | FBS | 7-5 | 6-2 (MAC) | 2nd - East Division | |
| 2003 | Mike Kruczek # | FBS | 3-7 | 2-4 (MAC) | | |
| 2003 | Alan Gooch ! | FBS | 0-2 | 0-2 (MAC) | 5th - East Division | |
| 2004 | George O'Leary | FBS | 0-11 | 0-8 (MAC) | 7th - East Division | |
| 2005 | George O'Leary | FBS | 8-5 | 7-1 (C-USA) | 1st - East Division | Sheraton Hawaii Bowl |
| 2006 | George O'Leary | FBS | 4-8 | 3-5 (C-USA) | 4th - East Division | |
| 2007 | George O'Leary | FBS | 10-4 | 7-1 (C-USA) | 1st - East Division \$ | AutoZone Liberty Bowl |
| 2008 | George O'Leary | FBS | 4-8 | 3-5 (C-USA) | T-4th - East Division | |
| 2009 | George O'Leary | FBS | 8-5 | 6-2 (C-USA) | 2nd - East Division | St. Petersburg Bowl |
| 2010 | George O'Leary | FBS | 11-3 | 7-1 (C-USA) | 1st - East Division \$ | AutoZone Liberty Bowl |
| 2011 | George O'Leary | FBS | 5-7 | 3-5 (C-USA) | T-4th - East Division | |
| 2012 | George O'Leary | FBS | 10-4 | 7-1 (C-USA) | T-1st - East Division | Beef 'O' Brady's Bowl |
| 2013 | George O'Leary | FBS | 12-1 | 8-0 (American) | 1st \$ | Tostitos Fiesta Bowl |
| 2014 | George O'Leary | FBS | 9-4 | 7-1 (American) | T-1st \$ | Bitcoin St. Petersburg Bowl |
| 2015 | George O'Leary & | FBS | 0-8 | 0-4 (American) | | |
| 2015 | Danny Barrett ! | FBS | 0-4 | 0-4 (American) | 6th - East Division | |
| 2016 | Scott Frost | FBS | 6-7 | 4-4 (American) | 3rd - East Division | AutoNation Cure Bowl |
| 2017 | Scott Frost | FBS | 13-0 | 8-0 (American) | 1st - East Division \$ | Chick-fil-A Peach Bowl |
| 2018 | Josh Heupel | FBS | 12-1 | 8-0 (American) | 1st - East Division \$ | PlayStation Fiesta Bowl |
| 2019 | Josh Heupel | FBS | 10-3 | 6-2 (American) | 2nd - East Division | Bad Boy Mowers Gasparilla Bowl |
| 2020 | Josh Heupel | FBS | 6-4 | 5-3 (American) | T-3rd | Roofclaim.com Boca Raton Bowl |
| 2021 | Gus Malzahn | FBS | 9-4 | 5-3 (American) | T-3rd | Union Home Gasparilla Bowl |
| 2022 | Gus Malzahn | FBS | 9-5 | 6-2 (American) | 2nd | Military Bowl presented by Peraton |
| 2023 | Gus Malzahn | FBS | 6-7 | 3-5 (Big 12) | T-9th | Union Home Gasparilla Bowl |
| Totals 45 Years | | | 295-233-1 | | | |

- * Resigned before the season ended
- # Relieved of coaching duties before season's end
- & Retired before the season ended
- ! Interim coach
- \$ Conference champions



Don Jonas
Three Seasons
 1979-81
 Overall: 14-12-1 (.537)
 Home: 11-6-1 (.639)
 Away: 3-6 (.333)



Sam Weir
One Season
 1982
 Overall: 0-10 (.000)
 Home: 0-6 (.000)
 Away: 0-4# (.000)



Lou Saban
One-Plus Seasons
 1983-84
 Overall: 6-12 (.333)
 Home: 3-6 (.333)
 Away: 3-6 (.333)



Jerry Anderson
Four Games
 1984
 Overall: 1-3 (.250)
 Home: 1-1 (.500)
 Away: 0-2 (.000)



Gene McDowell
13 Seasons
 1985-97
 Overall: 86-61 (.585)
 Home: 67-21 (.761)
 Away: 19-40 (.322)



Mike Kruczek
Five-Plus Seasons
 1985-03
 Overall: 36-30 (.545)
 Home: 24-6 (.800)
 Away: 12-24 (.333)



Alan Gooch
Two Games
 2003
 Overall: 0-2 (.000)
 Home: 0-2 (.000)
 Away: 0-0 (.000)



George O'Leary
11-Plus Seasons
 2004-15
 Overall: 81-68 (.544)
 Home: 46-24 (.657)
 Away: 35-44# (.443)



Danny Barrett
Four Games
 2015
 Overall: 0-4 (.000)
 Home: 0-2 (.000)
 Away: 0-2 (.000)



Scott Frost
Two Seasons
 2016-17
 Overall: 19-7 (.731)
 Home: 10-3 (.769)
 Away: 9-4# (.692)



Josh Heupel
Three Seasons
 2018-20
 Overall: 28-8 (.778)
 Home: 16-2 (.889)
 Away: 12-6# (.667)



Gus Malzahn
Fourth Season
 2021-Present
 Overall: 24-16 (.600)
 Home: 16-4 (.800)
 Away: 8-12# (.400)

Totals45 years; 529 games
 Overall: 295-233-1 (.561)
 Home: 194-85-1 (.700)
 Away: 101-143# (.418)
 # neutral site games included



(All-Time Homecoming Record: 26-13)

| | | | |
|----------|-------------------|---------------|--------|
| 11/8/80 | Albany | L, 27-28 | 14,022 |
| 11/7/81 | Hampden-Sydney | W, 17-0 | 8,391 |
| 10/30/82 | West Georgia | L, 7-41 | 9,257 |
| 10/1/83 | Valdosta State | W, 20-0 | 12,777 |
| 10/27/84 | Austin Peay | L, 21-24 | 12,225 |
| 10/26/85 | Stephen F. Austin | L, 24-59 | 11,263 |
| 10/25/86 | Wofford | L, 28-31 | 23,760 |
| 10/24/87 | N.W. Missouri St. | W, 45-3 | 15,208 |
| 10/15/88 | S. Conn. St. | W, 24-16 | 22,439 |
| 10/28/89 | Liberty | W, 33-30 | 15,095 |
| 11/10/90 | Slippery Rock | W, 24-21 | 16,208 |
| 11/2/91 | Savannah State | L, 31-33 | 13,188 |
| 11/7/92 | Buffalo | W, 63-21 | 9,067 |
| 10/16/93 | Western Illinois | W, 35-17 | 12,857 |
| 10/22/94 | Troy | L, 38-39 | 27,003 |
| 11/4/95 | Bethune-Cookman | W, 38-7 | 16,002 |
| 11/2/96 | Illinois State | W, 42-15 | 17,639 |
| 11/15/97 | Eastern Michigan | W, 27-10 | 39,433 |
| 11/14/98 | Ball State | W, 37-14 | 31,412 |
| 10/30/99 | Eastern Michigan | W, 31-6 | 27,845 |
| 10/21/00 | ULM | W, 55-0 | 25,093 |
| 10/20/01 | ULM | W, 38-6 | 23,001 |
| 10/26/02 | Akron | W, 28-17 | 19,799 |
| 10/25/03 | Central Michigan | W, 31-13 | 20,523 |
| 11/6/04 | Ohio | L, 16-17 (OT) | 20,498 |
| 11/5/05 | Houston | W, 31-29 | 32,635 |
| 11/4/06 | East Carolina | L, 10-23 | 31,414 |
| 11/3/07 | Marshall | W, 47-13 | 46,103 |
| 11/8/08 | Southern Miss | L, 6-17 | 41,652 |
| 11/14/09 | Houston | W, 37-32 | 36,776 |
| 10/23/10 | Rice | W, 41-14 | 38,151 |
| 10/29/11 | Memphis | W, 41-0 | 37,683 |
| 11/3/12 | SMU | W, 42-17 | 36,036 |
| 11/9/13 | Houston | W, 19-14 | 44,665 |
| 10/25/14 | Temple | W, 34-14 | 39,554 |
| 10/17/15 | Houston | L, 10-59 | 28,350 |
| 10/15/16 | Temple | L, 25-26 | 38,299 |
| 10/14/17 | ECU | W, 63-21 | 40,287 |
| 11/10/18 | Navy | W, 35-24 | 44,738 |
| 10/19/19 | ECU | W, 41-28 | 42,906 |
| 10/24/20 | Tulane | W, 51-34 | 9,148* |
| 11/6/21 | Tulane | W, 14-10 | 23,175 |
| 10/29/22 | #20/19 Cincinnati | W, 25-21 | 44,313 |
| 10/28/23 | West Virginia | L, 28-41 | 44,136 |

**attendance capacity reduced due to COVID-19 pandemic*


Spirit Splash

One of the most unique homecoming traditions in the nation, every year the UCF student body rushes into the reflection pond on campus, reaching to the sky for flying rubber ducks that are thrown out into the crowd by football players, coaches, and other important guests at Spirit Splash. The national champion UCF cheerleading team, KnightMoves, Knightro, and plenty of other student-athletes are in attendance to get the crowd going year after year on homecoming weekend.





SERIES HISTORY

AKRON (4-5)

| | | |
|------------------|---|-------|
| 10/6/84 | L | 26-21 |
| 9/27/86* | L | 20-17 |
| 9/16/00* | L | 35-24 |
| 11/3/01 | W | 57-17 |
| 10/26/02 | W | 28-17 |
| 10/18/03* | L | 38-24 |
| 10/16/04 | L | 26-21 |
| 8/30/12* (Thur.) | W | 56-14 |
| 8/29/13 (Thur.) | W | 38-7 |

ALABAMA (1-0)

| | | |
|-----------|---|-------|
| 10/28/00* | W | 40-38 |
|-----------|---|-------|

ALABAMA A&M (0-2)

| | | |
|-----------|---|-------|
| 10/17/81* | L | 23-15 |
| 10/16/82 | L | 31-10 |

ALBANY (0-1)

| | | |
|---------|---|-------|
| 11/8/80 | L | 28-27 |
|---------|---|-------|

ARIZONA STATE (0-1)

| | | |
|-----------|---|-------|
| 9/7/2002* | L | 46-13 |
|-----------|---|-------|

ARKANSAS (0-1)

| | | |
|-----------|---|-------|
| 11/10/01* | L | 27-20 |
|-----------|---|-------|

ARKANSAS STATE (1-1)

| | | |
|-----------|---|-------|
| 10/5/91* | W | 31-20 |
| 12/17/16^ | L | 31-13 |

AUBURN (1-3)

| | | |
|----------------|---|-------|
| 9/27/97* | L | 41-14 |
| 11/7/98* | L | 10-6 |
| 11/6/99* | L | 28-10 |
| 1/1/18^ (Mon.) | W | 34-27 |

AUSTIN PEAY (2-1)

| | | |
|-----------|---|-------|
| 10/29/83* | W | 10-7 |
| 10/27/84 | L | 24-21 |
| 10/28/17 | W | 73-33 |

BALL STATE (2-2)

| | | |
|------------------|---|-------|
| 9/21/96* | L | 31-10 |
| 11/14/98 | W | 37-14 |
| 11/13/04* | L | 21-17 |
| 12/21/12^ (Fri.) | W | 38-17 |

BAYLOR (1-1)

| | | |
|----------------|---|-------|
| 1/1/14^ (Wed.) | W | 52-42 |
| 9/30/23 | L | 35-36 |

BETHUNE-COOKMAN (12-5)

| | | |
|---------------|---|-------|
| 11/21/81 | L | 24-20 |
| 10/9/82 | L | 40-21 |
| 11/26/83 | L | 31-22 |
| 9/1/84 | L | 43-22 |
| 9/7/85 | W | 39-37 |
| 9/6/86 | W | 26-14 |
| 9/5/87 | W | 17-9 |
| 9/2/88 (Fri.) | W | 29-21 |
| 9/1/89 (Fri.) | L | 23-15 |
| 9/15/90* | W | 42-9 |
| 9/28/91 | W | 32-6 |
| 9/12/92 | W | 28-3 |
| 10/23/93* | W | 34-14 |
| 9/17/94 | W | 48-17 |
| 11/4/95 | W | 38-7 |
| 9/20/14 | W | 41-7 |
| 9/11/21 | W | 63-14 |

BOISE STATE (2-0)

| | | |
|---------|---|-------|
| 9/2/21 | W | 36-31 |
| 9/9/23* | W | 18-16 |

BOWLING GREEN (2-1)

| | | |
|----------|---|-------|
| 11/16/96 | W | 27-17 |
| 9/26/98* | W | 38-31 |
| 11/20/99 | L | 33-30 |

BYU (1-2)

| | | |
|------------------|---|------------|
| 9/23/11* (Fri.) | L | 24-17 |
| 10/9/14 (Thur.) | W | 31-24 (OT) |
| 12/22/20^ (Tue.) | L | 49-23 |

BUFFALO (7-1)

| | | |
|----------|---|-------|
| 11/7/92 | W | 63-21 |
| 11/13/93 | W | 42-7 |
| 11/19/94 | W | 48-0 |
| 11/9/02* | W | 45-21 |
| 10/4/03 | W | 19-10 |
| 10/2/04* | L | 48-20 |
| 9/19/09 | W | 23-17 |
| 9/18/10* | W | 24-10 |

CARSON-NEWMAN (2-2)

| | | |
|----------|----|-------|
| 9/13/80& | FW | 30-21 |
| 11/6/82 | L | 36-17 |
| 11/5/83* | L | 35-14 |
| 9/9/95 | W | 35-21 |

CATAWBA (1-0)

| | | |
|---------|---|-------|
| 11/1/80 | W | 14-12 |
|---------|---|-------|

CENTRAL MICHIGAN (1-0)

| | | |
|----------|---|-------|
| 10/25/03 | W | 31-13 |
|----------|---|-------|

CHARLESTON SOUTHERN (1-0)

| | | |
|--------|---|------|
| 9/3/11 | W | 62-0 |
|--------|---|------|

CINCINNATI (5-4)

| | | |
|-----------------|---|-------|
| 10/31/15* | L | 52-7 |
| 11/12/16 | W | 24-3 |
| 10/7/17* | W | 51-23 |
| 11/17/18 | W | 38-13 |
| 10/4/19* (Fri.) | L | 27-24 |
| 11/21/20 | L | 36-33 |
| 10/16/21* | L | 56-21 |
| 10/29/22 | W | 25-21 |
| 11/4/23* | W | 28-26 |

CLEMSON (0-1)

| | | |
|---------|---|-------|
| 9/1/01* | L | 21-13 |
|---------|---|-------|

UCONN (5-2)

| | | |
|------------------|---|-------|
| 10/26/13 | W | 62-17 |
| 11/1/14* | L | 37-29 |
| 10/10/15 | L | 40-13 |
| 10/22/16* | W | 24-16 |
| 11/11/17 | W | 49-24 |
| 8/30/17* (Thur.) | W | 56-17 |
| 9/28/19 | W | 56-21 |

DUKE (0-1)

| | | |
|-------------------|---|-------|
| 12/28/22 ^ (Wed.) | L | 30-13 |
|-------------------|---|-------|

EAST CAROLINA (10-11)

| | | |
|------------------|---|------------|
| 9/21/91 | L | 47-25 |
| 9/18/93* | L | 41-17 |
| 11/12/94* | L | 23-20 |
| 9/28/96* | L | 28-7 |
| 10/29/05* | W | 30-20 |
| 11/4/06 | L | 23-10 |
| 10/6/07* | L | 52-38 |
| 11/2/08 (Sun.) | L | 13-10 (OT) |
| 9/26/09* | L | 19-14 |
| 10/30/10 | W | 49-35 |
| 11/19/11* | L | 38-31 |
| 10/4/12 (Thur.) | W | 40-20 |
| 12/4/14* (Thur.) | W | 32-30 |
| 11/19/15 (Thur.) | L | 44-7 |
| 10/1/16* | W | 47-29 |
| 10/14/17 | W | 63-21 |
| 10/20/18* | W | 37-10 |
| 10/19/19 | W | 41-28 |
| 9/26/20* | W | 51-28 |
| 10/9/21 | W | 20-16 |
| 10/22/22* | L | 34-13 |

EASTERN ILLINOIS (2-0)

| | | |
|---------|---|-------|
| 9/12/98 | W | 48-0 |
| 10/2/99 | W | 31-21 |

EASTERN KENTUCKY (3-7)

| | | |
|-----------------|---|-------|
| 11/13/82 | L | 26-14 |
| 10/13/84* | L | 37-14 |
| 10/19/85 | L | 28-21 |
| 10/18/86* | L | 51-24 |
| 9/26/87 | L | 23-16 |
| 11/12/88* | L | 35-31 |
| 11/11/89 | W | 20-19 |
| 9/8/90* | L | 24-12 |
| 8/31/95 (Thur.) | W | 40-32 |
| 10/14/00 | W | 34-7 |

EASTERN MICHIGAN (3-1)

| | | |
|----------|---|-------|
| 11/15/97 | W | 27-10 |
| 10/30/99 | W | 31-6 |
| 9/30/00* | W | 31-10 |
| 11/8/03* | L | 19-13 |

ELIZABETH CITY (1-1)

| | | |
|---------------|---|------|
| 9/19/81 | L | 14-9 |
| 9/2/83 (Fri.) | W | 37-7 |

ELON (1-0)

| | | |
|---------|---|-------|
| 9/19/87 | W | 34-10 |
|---------|---|-------|

EMORY & HENRY (1-1)

| | | |
|----------|---|-------|
| 11/3/79* | L | 28-14 |
| 11/15/80 | W | 18-14 |

EAST TENNESSEE STATE (2-0)

| | | |
|----------|---|-------|
| 9/24/88* | W | 23-17 |
| 10/7/89 | W | 34-0 |

FLORIDA (1-2)

| | | |
|-----------|---|-------|
| 9/11/99* | L | 58-27 |
| 9/9/06* | L | 42-0 |
| 12/23/21^ | W | 29-17 |

FLORIDA A&M (1-1)

| | | |
|----------------|---|-------|
| 11/14/87* | L | 19-14 |
| 8/29/19 (Thu.) | W | 62-0 |

FLORIDA ATLANTIC (4-0)

| | | |
|----------------|---|-------|
| 9/13/03 | W | 33-29 |
| 9/21/18 (Fri.) | W | 56-36 |
| 9/7/19* | W | 48-14 |
| 9/17/22* | W | 40-14 |

FLORIDA INTERNATIONAL (4-2)

| | | |
|-----------------|---|-------|
| 9/17/11* | L | 17-10 |
| 9/15/12 | W | 33-20 |
| 9/6/13* (Fri.) | W | 38-0 |
| 9/3/15 (Thur.) | L | 15-14 |
| 9/24/16* | W | 53-14 |
| 8/31/17 (Thur.) | W | 61-17 |

FLORIDA STATE (0-1)

| | | |
|----------|---|-------|
| 9/23/95* | L | 46-14 |
|----------|---|-------|

FORT BENNING (1-0)

| | | |
|---------|---|-----|
| 9/29/79 | W | 7-6 |
|---------|---|-----|

FORT LAUDERDALE (1-0)

| | | |
|-----------|---|------|
| 10/20/79* | W | 14-0 |
|-----------|---|------|

FORT LEWIS (1-0)

| | | |
|----------|---|-------|
| 11/19/83 | W | 59-28 |
|----------|---|-------|

FURMAN (0-2)

| | | |
|-----------|---|-------|
| 11/10/84* | L | 42-6 |
| 9/19/15 | L | 16-15 |

GARDNER-WEBB (1-0)

| | | |
|--------|---|-------|
| 9/5/92 | W | 71-21 |
|--------|---|-------|

GEORGIA (1-1)

| | | |
|------------------|---|-------|
| 9/25/99* | L | 24-23 |
| 12/31/10^ (Fri.) | W | 10-6 |

GEORGIA SOUTHERN (1-10)

| | | |
|-----------|---|-------|
| 9/11/82* | L | 16-9 |
| 9/10/83* | W | 33-29 |
| 9/15/84 | L | 42-28 |
| 11/9/85* | L | 35-18 |
| 11/8/86 | L | 33-23 |
| 10/3/87* | L | 34-32 |
| 10/29/88 | L | 31-17 |
| 10/21/89* | L | 31-17 |
| 10/20/90 | L | 38-17 |
| 12/8/90* | L | 44-7 |
| 10/26/91* | L | 20-6 |

GEORGIA TECH (2-4)

| | | |
|-----------|---|-------|
| 10/26/96* | L | 27-20 |
| 9/18/99* | L | 41-10 |
| 9/2/00* | L | 21-17 |
| 9/19/20* | W | 49-21 |
| 9/24/22 | W | 27-10 |
| 12/22/23 | L | 30-17 |

GRAND VALLEY STATE (1-0)

| | | |
|----------|---|------|
| 10/31/87 | W | 67-3 |
|----------|---|------|

HAMPDEN-SYDNEY (1-0)

| | | |
|---------|---|------|
| 11/7/81 | W | 17-0 |
|---------|---|------|

HAWAII (0-1)

| | | |
|-----------|---|-------|
| 10/21/95* | L | 45-14 |
|-----------|---|-------|

HOUSTON (8-3)

| | | |
|------------------|---|-------|
| 11/5/05 | W | 31-29 |
| 10/28/06* | L | 51-31 |
| 11/14/09 | W | 37-32 |
| 11/5/10* (Fri.) | W | 40-33 |
| 11/9/13 | W | 19-14 |
| 10/2/14* (Thur.) | W | 17-12 |
| 10/24/15 | L | 59-10 |
| 10/29/16 | L | 31-24 |
| 11/2/19 | W | 44-29 |
| 10/31/20* | W | 44-21 |

| | | |
|----------|---|-------|
| 11/25/23 | W | 27-13 |
|----------|---|-------|

IDAHO (1-0)

| | | |
|---------|---|-------|
| 9/20/97 | W | 41-10 |
|---------|---|-------|

ILLINOIS STATE (3-1)

| | | |
|----------|---|-------|
| 10/20/84 | W | 28-24 |
| 9/28/85* | L | 48-21 |
| 10/1/94* | W | 27-26 |
| 11/2/96 | W | 42-15 |

INDIANA (PA.) (1-0)

| | | |
|----------|---|-------|
| 11/28/87 | W | 12-10 |
|----------|---|-------|

INDIANA STATE (0-1)

| | | |
|----------|---|------|
| 11/3/84* | L | 38-0 |
|----------|---|------|

JAMES MADISON (1-1)

| | | |
|----------|---|-------|
| 9/7/91* | L | 49-31 |
| 11/14/92 | W | 41-37 |

KANSAS (0-1)

| | | |
|----------|---|-------|
| 10/7/23* | L | 22-51 |
|----------|---|-------|

KANSAS STATE (0-2)

| | | |
|----------|---|-------|
| 9/25/10* | L | 17-13 |
| 9/23/23* | L | 31-44 |

KENT STATE (3-2)

| | | |
|-----------------|---|-------|
| 10/4/97* | W | 59-43 |
| 11/16/02 | W | 32-6 |
| 9/27/03* | L | 36-16 |
| 11/23/04 (Tue.) | L | 41-24 |
| 8/31/23 (Thu.) | W | 56-6 |

KENTUCKY STATE (1-0)

| | | |
|---------|---|------|
| 9/29/90 | W | 49-0 |
|---------|---|------|

LIBERTY (8-3)

| | | |
|-----------|---|-------|
| 11/7/87 | W | 42-21 |
| 11/5/88* | L | 24-7 |
| 10/28/89 | W | 33-30 |
| 11/3/90 | W | 28-6 |
| 11/9/91* | W | 31-26 |
| 10/31/92* | L | 31-28 |
| 11/6/93 | W | 55-19 |
| 10/29/94* | W | 49-24 |
| 10/14/95 | L | 7-6 |
| 10/13/01 | W | 63-0 |
| 10/28/02 | W | 48-17 |



SERIES HISTORY

| | | |
|--------------------------------|---|------------|
| MARSHALL (9-3) | | |
| 9/20/02* (Fri.) | L | 26-21 |
| 11/19/03 (Wed.) | L | 21-7 |
| 10/30/04* | L | 20-3 |
| 9/24/05 | W | 23-13 |
| 10/4/06* (Wed.) | W | 23-22 |
| 11/3/07 | W | 47-13 |
| 11/15/08* | W | 30-14 |
| 11/01/09 (Sun.) | W | 21-20 |
| 10/13/10* (Wed.) | W | 35-14 |
| 10/8/11 | W | 16-6 |
| 10/27/12* | W | 54-17 |
| 12/23/19^ | W | 48-25 |
| MARYLAND (1-1) | | |
| 9/17/16 | L | 30-24 |
| 9/23/17* | W | 38-10 |
| MARYVILLE (1-0) | | |
| 10/13/79 | W | 10-7 |
| MCNEESE STATE (1-1) | | |
| 9/25/93 | W | 22-3 |
| 9/30/95* | L | 49-7 |
| MEMPHIS (15-2) | | |
| 9/22/90* | L | 37-28 |
| 10/8/05 | W | 38-17 |
| 11/11/06* | W | 26-24 |
| 9/22/07 | W | 56-20 |
| 11/22/08* | W | 28-21 |
| 10/03/09 | W | 32-14 |
| 11/27/10* | W | 37-17 |
| 10/29/11 | W | 41-0 |
| 10/20/12* | W | 35-17 |
| 10/5/13* | W | 24-17 |
| 9/30/17 | W | 40-13 |
| 12/2/17\$ | W | 62-55 (OT) |
| 10/13/18* | W | 31-30 |
| 12/1/18\$ | W | 56-41 |
| 10/17/20* | L | 50-49 |
| 10/22/21 | W | 24-7 |
| 11/5/22* | W | 35-28 |
| MIAMI (FLA.) (0-2) | | |
| 10/11/08* | L | 20-14 |
| 10/17/09 | L | 27-7 |
| MIAMI (OHIO) (1-2) | | |
| 11/23/02* | W | 48-31 |
| 11/28/03 (Fri.) | L | 56-21 |
| 10/23/04* | L | 43-7 |
| MICHIGAN (0-1) | | |
| 9/10/16* | L | 51-14 |
| MIDDLE TENNESSEE (1-0) | | |
| 11/13/99* | W | 39-14 |
| MILES (1-0-1) | | |
| 10/4/80 | T | 11-11 |
| 10/3/81 | W | 6-0 |
| MILLERSVILLE (1-1) | | |
| 11/14/81 | L | 27-9 |
| 11/16/91 | W | 52-6 |
| MILLSAPS (1-1) | | |
| 9/27/80 | L | 8-7 |
| 9/26/81* | W | 13-6 |
| MISSISSIPPI (0-1) | | |
| 8/30/97* | L | 24-23 (OT) |
| MISSISSIPPI STATE (0-2) | | |
| 10/25/97* | L | 35-28 |
| 12/29/07^ | L | 10-3 |
| MISSOURI (0-2) | | |
| 9/29/12 | L | 21-16 |
| 9/13/14* | L | 38-10 |
| MOREHOUSE (1-0) | | |
| 11/17/79 | W | 14-7 |
| MORNINGSIDE (1-0) | | |
| 11/21/87 | W | 24-7 |
| MURRAY STATE (1-0) | | |
| 10/4/86 | W | 38-25 |

| | | |
|---------------------------------|---|------------|
| NAVY (2-2) | | |
| 10/21/17* | W | 31-21 |
| 11/10/18 | W | 35-24 |
| 10/2/21* | L | 34-30 |
| 11/19/22 | L | 17-14 |
| NEBRASKA (0-1) | | |
| 9/13/97* | L | 38-24 |
| NEVADA (0-1) | | |
| 12/24/05^ | L | 49-48 (OT) |
| NEW HAVEN (0-1) | | |
| 10/8/88 | L | 31-23 |
| NEW MEXICO (1-1) | | |
| 9/14/96* | L | 17-7 |
| 11/21/98 | W | 38-6 |
| NEWBERRY (1-0) | | |
| 9/23/89 | W | 30-3 |
| NICHOLLS STATE (2-2) | | |
| 10/23/82* | L | 60-10 |
| 11/12/83 | L | 37-14 |
| 10/17/92 | W | 42-18 |
| 10/16/99 | W | 28-0 |
| NORTH ALABAMA (2-2) | | |
| 10/18/80* | L | 28-3 |
| 9/24/83 | L | 47-20 |
| 10/1/88 | W | 35-33 |
| 9/30/89* | W | 17-16 |
| NC STATE (1-2) | | |
| 9/2/07* | W | 25-23 |
| 9/11/10 | L | 28-21 |
| 12/26/14^ (Fri.) | L | 34-27 |
| NORTHERN ILLINOIS (1-2) | | |
| 10/10/98 | W | 38-17 |
| 10/7/00* | L | 40-20 |
| 10/9/04 | L | 40-38 |
| NORTHWESTERN STATE (1-0) | | |
| 9/9/00 | W | 19-7 |
| NW MISSOURI STATE (1-0) | | |
| 10/24/87 | W | 45-3 |
| OHIO (1-2) | | |
| 11/30/02 | W | 42-32 |
| 10/11/03* | L | 28-0 |
| 11/6/04 | L | 17-16 (OT) |
| OHIO STATE (0-1) | | |
| 9/8/12* | L | 31-16 |
| OKLAHOMA (0-1) | | |
| 10/21/23* | L | 29-31 |
| OKLAHOMA STATE (1-0) | | |
| 11/11/23 | W | 45-3 |
| PENN STATE (1-3) | | |
| 8/31/02* | L | 27-24 |
| 9/18/04* | L | 37-13 |
| 9/14/13* | W | 34-31 |
| 8/30/14 (Ireland) | L | 26-24 |
| PITTSBURGH (1-2) | | |
| 10/13/06 (Fri.) | L | 52-7 |
| 9/29/18 | W | 45-14 |
| 9/21/19* | L | 35-34 |
| PRESBYTERIAN (0-2) | | |
| 10/27/79* | L | 48-0 |
| 9/12/81 | L | 3-0 |
| PURDUE (0-2) | | |
| 9/19/98* | L | 35-7 |
| 9/4/99 | L | 47-13 |
| RICE (3-1) | | |
| 11/19/05* | W | 31-28 |
| 10/21/06 | L | 40-29 |
| 10/24/09* | W | 49-7 |
| 10/23/10 | W | 41-14 |
| RICHMOND (0-1) | | |
| 10/15/83* | L | 31-26 |

| | | |
|-------------------------------------|---|------------|
| RUTGERS (1-1) | | |
| 12/19/09^ | L | 45-24 |
| 11/21/13 (Thur.) | W | 41-17 |
| SAMFORD (8-3) | | |
| 11/30/85 | W | 35-14 |
| 11/15/86 | W | 66-7 |
| 10/6/90* | W | 37-16 |
| 10/12/91 | L | 13-6 |
| 11/21/92* | L | 20-13 |
| 10/9/93 | W | 48-17 |
| 10/8/94* | L | 36-35 |
| 10/7/95 | W | 41-14 |
| 10/12/96 | W | 38-6 |
| 10/11/97 | W | 52-7 |
| 9/05/09 | W | 28-24 |
| SAVANNAH STATE (3-2) | | |
| 10/11/80* | L | 44-0 |
| 10/10/81 | W | 47-13 |
| 11/23/85 | W | 31-7 |
| 10/10/87 | W | 36-26 |
| 11/2/91 | L | 33-31 |
| SLIPPERY ROCK (1-0) | | |
| 11/10/90 | W | 24-21 |
| UNIV. OF THE SOUTH (1-0) | | |
| 11/10/79 | W | 24-0 |
| SOUTH CAROLINA (0-5) | | |
| 9/7/96* | L | 33-14 |
| 9/6/97* | L | 33-31 |
| 9/1/05* (Thur.) | L | 24-15 |
| 9/28/13 | L | 28-25 |
| 9/26/15* | L | 31-14 |
| SOUTH CAROLINA STATE (4-0) | | |
| 8/31/08 | W | 17-0 |
| 9/3/16 | W | 38-0 |
| 9/8/18 | W | 38-0 |
| 9/1/22 (Thur.) | W | 56-10 |
| SOUTH DAKOTA (1-0) | | |
| 9/4/10 | W | 38-7 |
| SOUTH FLORIDA (8-6) | | |
| 9/17/05* | L | 31-14 |
| 9/16/06 | L | 24-17 |
| 10/13/07* | L | 64-12 |
| 9/6/08 | L | 31-24 (OT) |
| 11/29/13 (Fri.) | W | 23-20 |
| 11/28/14* (Fri.) | W | 16-0 |
| 11/26/15 (Thur.) | L | 44-3 |
| 11/26/16* | L | 48-31 |
| 11/24/17 (Fri.) | W | 49-42 |
| 11/23/18* (Fri.) | W | 38-10 |
| 11/29/19 (Fri.) | W | 34-7 |
| 11/27/20* (Fri.) | W | 58-46 |
| 11/26/21 (Fri.) | W | 17-13 |
| 11/26/22* | W | 46-39 |
| SOUTHEASTERN LOUISIANA (1-2) | | |
| 9/18/82 | L | 24-14 |
| 9/17/83* | L | 58-24 |
| 9/13/85 (Fri.) | W | 27-21 |
| SO. CONNECTICUT STATE (1-0) | | |
| 10/15/88 | W | 24-16 |
| SOUTHERN ILLINOIS (1-0) | | |
| 10/27/90 | W | 49-14 |
| SMU (9-2) | | |
| 11/17/07* | W | 49-20 |
| 10/4/08 | W | 31-17 |
| 12/4/10 \$ | W | 17-7 |
| 10/15/11* | L | 38-17 |
| 11/3/12 | W | 42-17 |
| 12/7/13* | W | 17-13 |
| 11/22/14 | W | 53-7 |
| 11/4/17* | W | 31-24 |
| 10/6/18 | W | 48-20 |
| 11/13/21* | L | 55-28 |
| 10/5/22 (Wed.) | W | 41-19 |
| SOUTHERN MISS (2-6) | | |
| 10/15/05* | L | 52-31 |
| 9/26/06 (Tue.) | L | 19-14 |
| 10/28/07* (Sun.) | W | 34-17 |
| 11/8/08 | L | 17-6 |
| 9/12/09* | L | 26-19 |
| 11/13/10 | L | 31-21 |

| | | |
|--------------------------------|---|-------------|
| 11/12/11* | L | 30-29 |
| 10/13/12 | W | 38-31 (2OT) |
| ST. LEO (2-0) | | |
| 9/22/79* | W | 21-0 |
| 9/20/80 | W | 55-0 |
| STANFORD (1-1) | | |
| 9/12/15* | L | 31-7 |
| 9/14/19 | W | 45-27 |
| STEPHEN F. AUSTIN (0-1) | | |
| 10/26/85 | L | 59-24 |
| SYRACUSE (0-3) | | |
| 9/8/01* | L | 21-10 |
| 11/2/02 | L | 38-35 |
| 9/20/03* | L | 38-14 |
| TEMPLE (8-2) | | |
| 11/16/13* | W | 39-36 |
| 10/25/14 | W | 34-14 |
| 10/17/15* | L | 30-16 |
| 10/15/16 | L | 26-25 |
| 11/18/17* | W | 45-19 |
| 11/1/18 (Thur.) | W | 52-40 |
| 10/26/19* | W | 63-21 |
| 11/14/20 | W | 38-13 |
| 10/30/21 | W | 49-7 |
| 10/13/22 (Thur.) | W | 70-13 |
| TEXAS (0-2) | | |
| 9/15/07 | L | 35-32 |
| 11/07/09* | L | 35-3 |
| TEXAS SOUTHERN (2-0) | | |
| 11/18/89 | W | 49-12 |
| 11/17/90 | W | 63-6 |
| TEXAS STATE (0-2) | | |
| 9/29/84* | L | 39-13 |
| 10/5/85 | L | 48-12 |
| TEXAS TECH (0-1) | | |
| 11/18/23* | L | 23-24 |
| TOLEDO (2-1) | | |
| 11/22/97 | W | 34-17 |
| 10/4/98* | W | 31-24 |
| 10/19/02 | L | 27-24 |
| TROY (3-6) | | |
| 12/5/87 | L | 31-10 |
| 9/17/88 | W | 26-18 |
| 9/16/89* | L | 20-6 |
| 9/1/90 | W | 16-10 |
| 8/3/91 | W | 21-10 |
| 9/19/92 | L | 20-16 |
| 10/30/93* | L | 29-15 |
| 10/22/94 | L | 39-38 |
| 11/11/95 | L | 28-17 |
| TULANE (10-3) | | |
| 9/22/01* | W | 36-29 |
| 10/21/05 (Fri.) | W | 34-24 |
| 11/18/06* | L | 10-9 |
| 11/21/09 | W | 49-0 |
| 11/20/10* | W | 61-14 |
| 10/18/14 | W | 20-13 |
| 10/3/15* | L | 45-31 |
| 11/5/16 | W | 37-6 |
| 11/23/19* | W | 34-31 |
| 10/24/20 | W | 51-34 |
| 11/6/21 | W | 14-10 |
| 11/12/22* | W | 38-31 |
| 12/3/22* \$ | L | 45-28 |
| TULSA (3-9) | | |
| 12/3/05 \$ | L | 44-27 |
| 10/20/07 | W | 44-23 |
| 12/1/07 \$ | W | 44-25 |
| 10/26/08* (Sun.) | L | 49-19 |
| 11/3/11 (Thur.) | L | 24-17 |
| 11/17/12* | L | 23-21 |
| 12/1/12*\$ | L | 33-27 (OT) |
| 11/14/14 (Fri.) | W | 31-7 |
| 11/7/15* | L | 45-30 |
| 11/19/16 | L | 35-20 |
| 11/8/19* (Fri.) | L | 34-31 |
| 10/3/20 | L | 34-26 |



UAB (8-2)

| | | |
|-------------------|---|-------|
| 11/9/96* | W | 35-13 |
| 10/6/01 | W | 24-7 |
| 11/12/05* | W | 27-21 |
| 11/25/06 | W | 31-22 |
| 11/10/07* | W | 34-17 |
| 11/29/08 | L | 15-0 |
| 11/28/09* | W | 34-27 |
| 10/6/10 (Wed.) | W | 42-7 |
| 10/20/11* (Thur.) | L | 26-24 |
| 11/24/12 | W | 49-24 |

YOUNGSTOWN STATE (2-1)

| | | |
|-----------|---|-------|
| 11/24/90* | W | 20-17 |
| 11/27/93* | L | 56-30 |
| 10/31/98 | W | 44-32 |

**Away game*
^ Bowl
§ League Title Game
& later forfeited
UTAH STATE (0-1)

| | | |
|----------|---|-------|
| 10/27/01 | L | 30-27 |
|----------|---|-------|

UTEP (3-1)

| | | |
|-----------------|---|-------|
| 11/24/07 | W | 36-20 |
| 9/27/08* | L | 58-13 |
| 11/25/11 (Fri.) | W | 31-14 |
| 11/10/12* | W | 31-24 |

VALDOSTA STATE (5-3)

| | | |
|-----------|---|-------|
| 10/2/82* | L | 13-7 |
| 10/1/83 | W | 20-0 |
| 9/20/86 | W | 10-7 |
| 10/22/88* | L | 48-19 |
| 9/9/89 | W | 35-14 |
| 9/14/91* | W | 12-0 |
| 9/11/93 | W | 35-30 |
| 9/10/94 | L | 31-14 |

VMI (1-1)

| | | |
|----------|---|------|
| 9/25/82* | L | 69-0 |
| 11/1/86* | W | 38-9 |

VILLANOVA (2-0)

| | | |
|---------|---|-------|
| 9/2/06 | W | 35-16 |
| 9/16/23 | W | 48-14 |

VIRGINIA TECH (0-3)

| | | |
|-----------------|---|-------|
| 11/11/00 | L | 44-21 |
| 9/29/01* | L | 46-14 |
| 8/31/03* (Sun.) | L | 49-28 |

WEST GEORGIA (3-2)

| | | |
|-----------|---|-------|
| 10/31/81* | L | 20-6 |
| 10/30/82 | L | 41-7 |
| 9/13/86 | W | 34-21 |
| 10/17/87 | W | 52-14 |
| 9/10/88 | W | 33-14 |

WEST VIRGINIA (0-3)

| | | |
|----------|---|-------|
| 11/1/03* | L | 36-18 |
| 9/11/04 | L | 45-20 |
| 10/28/23 | L | 28-41 |

WESTERN KENTUCKY (2-2)

| | | |
|-----------|---|-------|
| 9/22/84* | W | 35-34 |
| 10/12/85 | L | 47-17 |
| 10/24/92* | L | 50-36 |
| 9/24/94 | W | 59-45 |

WESTERN MICHIGAN (1-0)

| | | |
|-----------|---|-------|
| 10/12/02* | W | 31-27 |
|-----------|---|-------|

WESTERN ILLINOIS (2-0)

| | | |
|----------|---|-------|
| 9/26/92* | W | 35-22 |
| 10/16/93 | W | 35-17 |

WICHITA STATE (0-1)

| | | |
|-----------|---|-----|
| 10/11/86* | L | 9-6 |
|-----------|---|-----|

WILLIAM & MARY (3-0)

| | | |
|-----------------|---|-------|
| 12/1/90 | W | 52-38 |
| 8/29/96 (Thur.) | W | 39-33 |
| 9/23/00 | W | 52-7 |

WISCONSIN (0-1)

| | | |
|---------|---|------|
| 9/4/04* | L | 34-6 |
|---------|---|------|

WOFFORD (0-1)

| | | |
|----------|---|-------|
| 10/25/86 | L | 31-28 |
|----------|---|-------|

YALE (1-0)

| | | |
|---------|---|-------|
| 10/2/93 | W | 42-28 |
|---------|---|-------|



| | W | L | T | PF | PA | FIRST | LAST |
|-----------------------|----------|----------|----------|------------|------------|-------------|-------------|
| Akron | 4 | 5 | 0 | 286 | 200 | 1984 | 2013 |
| Alabama | 1 | 0 | 0 | 40 | 38 | 2000 | 2000 |
| Alabama A&M | 0 | 2 | 0 | 25 | 54 | 1981 | 1982 |
| Albany | 0 | 1 | 0 | 27 | 28 | 1980 | 1980 |
| Arizona State | 0 | 1 | 0 | 13 | 46 | 2002 | 2002 |
| Arkansas | 0 | 1 | 0 | 20 | 27 | 2001 | 2001 |
| Arkansas State | 1 | 1 | 0 | 44 | 51 | 1991 | 2016 |
| Auburn | 1 | 3 | 0 | 64 | 106 | 1997 | 2017 |
| Austin Peay | 2 | 1 | 0 | 104 | 64 | 1983 | 2017 |
| Ball State | 2 | 2 | 0 | 102 | 82 | 1996 | 2012 |
| Baylor | 1 | 1 | 0 | 87 | 78 | 2013 | 2023 |
| Bethune-Cookman | 11 | 5 | 0 | 474 | 305 | 1981 | 2014 |
| Boise State | 2 | 0 | 0 | 54 | 47 | 2021 | 2023 |
| Boston College | 1 | 1 | 0 | 37 | 37 | 2008 | 2011 |
| Bowling Green | 2 | 1 | 0 | 95 | 83 | 1996 | 1999 |
| Buffalo | 7 | 1 | 0 | 284 | 134 | 1992 | 2010 |
| BYU | 1 | 2 | 0 | 71 | 97 | 2011 | 2020 |
| Carson-Newman | 2 | 2 | 0 | 87 | 122 | 1980 | 1995 |
| Catawba | 1 | 0 | 0 | 14 | 12 | 1980 | 1980 |
| Central Michigan | 1 | 0 | 0 | 31 | 13 | 2003 | 2003 |
| Charleston Southern | 1 | 0 | 0 | 62 | 0 | 2011 | 2011 |
| Cincinnati | 5 | 4 | 0 | 251 | 347 | 2015 | 2023 |
| Clemson | 0 | 1 | 0 | 13 | 21 | 2001 | 2001 |
| Connecticut | 5 | 2 | 0 | 289 | 172 | 2013 | 2019 |
| Duke | 1 | 0 | 0 | 13 | 30 | 2022 | 2022 |
| East Carolina | 10 | 11 | 0 | 588 | 580 | 1991 | 2022 |
| Eastern Illinois | 2 | 0 | 0 | 79 | 21 | 1998 | 1999 |
| Eastern Kentucky | 3 | 7 | 0 | 221 | 267 | 1982 | 2000 |
| Eastern Michigan | 3 | 1 | 0 | 102 | 45 | 1997 | 2003 |
| Elizabeth City | 1 | 1 | 0 | 46 | 21 | 1980 | 1983 |
| Elon | 1 | 0 | 0 | 34 | 10 | 1987 | 1987 |
| Emory & Henry | 1 | 1 | 0 | 32 | 42 | 1979 | 1980 |
| East Tennessee State | 2 | 0 | 0 | 57 | 17 | 1988 | 1989 |
| Florida | 0 | 2 | 0 | 27 | 100 | 1999 | 2006 |
| Florida A&M | 1 | 1 | 0 | 76 | 19 | 1987 | 2019 |
| Florida Atlantic | 4 | 0 | 0 | 177 | 93 | 2003 | 2022 |
| Florida International | 4 | 2 | 0 | 209 | 83 | 2011 | 2017 |
| Florida State | 0 | 1 | 0 | 14 | 46 | 1995 | 1995 |
| Fort Benning | 1 | 0 | 0 | 7 | 6 | 1979 | 1979 |
| Fort Lauderdale | 1 | 0 | 0 | 14 | 0 | 1979 | 1979 |
| Fort Lewis | 1 | 0 | 0 | 59 | 28 | 1983 | 1983 |
| Furman | 0 | 2 | 0 | 21 | 58 | 1984 | 2015 |
| Gardner-Webb | 1 | 0 | 0 | 71 | 21 | 1992 | 1992 |
| Georgia | 1 | 1 | 0 | 33 | 30 | 1999 | 2010 |
| Georgia Southern | 1 | 10 | 0 | 207 | 353 | 1982 | 1991 |
| Georgia Tech | 2 | 4 | 0 | 140 | 150 | 1996 | 2023 |
| Grand Valley State | 1 | 0 | 0 | 67 | 3 | 1987 | 1987 |
| Hampden-Sydney | 1 | 0 | 0 | 17 | 0 | 1981 | 1981 |
| Hawaii | 0 | 1 | 0 | 14 | 46 | 1995 | 1995 |
| Houston | 8 | 3 | 0 | 324 | 324 | 2005 | 2023 |
| Idaho | 1 | 0 | 0 | 41 | 10 | 1997 | 1997 |
| Illinois State | 3 | 1 | 0 | 118 | 113 | 1984 | 1996 |
| Indiana (Pa.) | 1 | 0 | 0 | 12 | 10 | 1987 | 1987 |
| Indiana State | 0 | 1 | 0 | 0 | 38 | 1984 | 1984 |
| James Madison | 1 | 1 | 0 | 72 | 86 | 1991 | 1992 |
| Kansas | 0 | 1 | 0 | 22 | 51 | 2023 | 2023 |
| Kansas State | 0 | 2 | 0 | 44 | 61 | 2010 | 2023 |
| Kent State | 3 | 2 | 0 | 351 | 95 | 1997 | 2023 |
| Kentucky State | 1 | 0 | 0 | 49 | 0 | 1990 | 1990 |
| Liberty | 8 | 30 | 0 | 390 | 205 | 1987 | 2002 |
| Louisiana | 4 | 0 | 0 | 134 | 50 | 1998 | 2007 |
| Louisiana-Monroe | 4 | 3 | 0 | 260 | 169 | 1984 | 2001 |
| LSU | 0 | 1 | 0 | 32 | 40 | 2019 | 2019 |
| Louisiana Tech | 3 | 1 | 0 | 157 | 108 | 1993 | 2000 |
| Louisville | 1 | 3 | 0 | 108 | 139 | 1985 | 2022 |
| Maine | 2 | 0 | 0 | 65 | 23 | 1994 | 1995 |
| Marshall | 9 | 3 | 0 | 328 | 201 | 2002 | 2019 |
| Maryland | 1 | 1 | 0 | 62 | 40 | 2016 | 2017 |
| Maryville | 1 | 0 | 0 | 10 | 7 | 1979 | 1979 |
| McNeese State | 1 | 1 | 0 | 29 | 52 | 1993 | 1995 |
| Memphis | 15 | 2 | 0 | 642 | 408 | 1990 | 2022 |
| Miami (Fla.) | 0 | 2 | 0 | 21 | 47 | 2008 | 2009 |
| Miami (Ohio) | 1 | 2 | 0 | 76 | 130 | 2002 | 2004 |
| Michigan | 0 | 1 | 0 | 14 | 51 | 2016 | 2016 |
| Middle Tennessee | 1 | 0 | 0 | 39 | 14 | 1999 | 1999 |
| Miles | 1 | 0 | 1 | 17 | 11 | 1980 | 1981 |
| Millersville | 1 | 1 | 0 | 61 | 33 | 1981 | 1991 |
| Millsaps | 1 | 1 | 0 | 20 | 14 | 1980 | 1981 |
| Mississippi | 0 | 1 | 0 | 23 | 24 | 1997 | 1997 |
| Mississippi State | 0 | 2 | 0 | 31 | 45 | 1997 | 2007 |
| Missouri | 0 | 2 | 0 | 26 | 59 | 2012 | 2014 |
| Morehouse | 1 | 0 | 0 | 14 | 7 | 1979 | 1979 |
| Morningside | 1 | 0 | 0 | 24 | 7 | 1987 | 1987 |
| Murray State | 1 | 0 | 0 | 38 | 25 | 1986 | 1986 |
| Navy | 2 | 2 | 0 | 110 | 96 | 2017 | 2022 |
| Nebraska | 0 | 1 | 0 | 24 | 38 | 1997 | 1997 |
| Nevada | 0 | 1 | 0 | 48 | 49 | 2005 | 2005 |
| New Haven | 0 | 1 | 0 | 23 | 31 | 1988 | 1988 |
| New Mexico | 1 | 1 | 0 | 45 | 23 | 1996 | 1998 |
| Newberry | 1 | 0 | 0 | 30 | 3 | 1989 | 1989 |

| | | | | | | | |
|----------------------|----|---|---|-----|-----|------|------|
| Nicholls State | 2 | 2 | 0 | 94 | 115 | 1982 | 1999 |
| North Alabama | 2 | 2 | 0 | 75 | 124 | 1980 | 1989 |
| NC State | 1 | 2 | 0 | 73 | 85 | 2007 | 2014 |
| Northern Illinois | 1 | 2 | 0 | 96 | 97 | 1998 | 2004 |
| NW Missouri State | 1 | 0 | 0 | 45 | 3 | 1987 | 1987 |
| Northwestern State | 1 | 0 | 0 | 19 | 7 | 2000 | 2000 |
| Ohio | 1 | 2 | 0 | 58 | 77 | 2002 | 2004 |
| Ohio State | 0 | 1 | 0 | 16 | 31 | 2012 | 2012 |
| Oklahoma | 0 | 1 | 0 | 29 | 31 | 2023 | 2023 |
| Oklahoma State | 1 | 0 | 0 | 45 | 3 | 2023 | 2023 |
| Penn State | 1 | 3 | 0 | 95 | 121 | 2002 | 2014 |
| Pittsburgh | 1 | 2 | 0 | 86 | 101 | 2006 | 2018 |
| Presbyterian | 0 | 2 | 0 | 0 | 14 | 1979 | 1981 |
| Purdue | 0 | 2 | 0 | 20 | 82 | 1998 | 1999 |
| Rice | 3 | 1 | 0 | 158 | 82 | 2005 | 2010 |
| Richmond | 0 | 1 | 0 | 26 | 31 | 1983 | 1983 |
| Rutgers | 1 | 1 | 0 | 65 | 62 | 2009 | 2013 |
| Samford | 8 | 3 | 0 | 381 | 160 | 1985 | 2009 |
| Savannah State | 3 | 2 | 0 | 145 | 123 | 1980 | 1991 |
| Slippery Rock | 1 | 0 | 0 | 24 | 21 | 1990 | 1990 |
| Univ. of the South | 1 | 0 | 0 | 24 | 0 | 1979 | 1979 |
| South Carolina | 0 | 5 | 0 | 99 | 149 | 1996 | 2015 |
| South Carolina State | 4 | 0 | 0 | 149 | 10 | 2008 | 2022 |
| South Dakota | 1 | 0 | 0 | 38 | 7 | 2010 | 2010 |
| South Florida | 8 | 6 | 0 | 382 | 419 | 2005 | 2022 |
| SE Louisiana | 1 | 2 | 0 | 65 | 108 | 1982 | 1985 |
| Southern Conn. State | 1 | 0 | 0 | 24 | 16 | 1988 | 1988 |
| Southern Illinois | 1 | 0 | 0 | 49 | 14 | 1990 | 1990 |
| SMU | 9 | 2 | 0 | 422 | 189 | 2007 | 2022 |
| Southern Miss | 2 | 6 | 0 | 192 | 213 | 2005 | 2012 |
| St. Leo | 2 | 0 | 0 | 76 | 0 | 1979 | 1980 |
| Stanford | 1 | 1 | 0 | 52 | 58 | 2015 | 2019 |
| Stephen F. Austin | 0 | 1 | 0 | 24 | 59 | 1985 | 1985 |
| Syracuse | 0 | 3 | 0 | 59 | 97 | 2001 | 2003 |
| Temple | 8 | 2 | 0 | 431 | 219 | 2013 | 2022 |
| Texas | 0 | 2 | 0 | 35 | 70 | 2007 | 2009 |
| Texas Southern | 2 | 0 | 0 | 112 | 18 | 1989 | 1990 |
| Texas State | 0 | 2 | 0 | 25 | 87 | 1984 | 1985 |
| Texas Tech | 0 | 1 | 0 | 23 | 24 | 2023 | 2023 |
| Toledo | 2 | 1 | 0 | 89 | 68 | 1997 | 2002 |
| Troy | 3 | 6 | 0 | 201 | 234 | 1987 | 2001 |
| Tulane | 10 | 3 | 0 | 442 | 292 | 2001 | 2022 |
| Tulsa | 3 | 9 | 0 | 337 | 376 | 2005 | 2020 |
| UAB | 8 | 2 | 0 | 300 | 179 | 1996 | 2012 |
| Utah State | 0 | 1 | 0 | 27 | 30 | 2001 | 2001 |
| UTEP | 3 | 1 | 0 | 111 | 116 | 2007 | 2012 |
| Valdosta State | 5 | 3 | 0 | 152 | 143 | 1982 | 1994 |
| Villanova | 2 | 0 | 0 | 83 | 30 | 2006 | 2023 |
| VMI | 1 | 1 | 0 | 38 | 78 | 1982 | 1986 |
| Virginia Tech | 0 | 3 | 0 | 63 | 136 | 2000 | 2003 |
| West Georgia | 3 | 2 | 0 | 132 | 110 | 1981 | 1988 |
| West Virginia | 0 | 3 | 0 | 66 | 122 | 2003 | 2023 |
| Western Kentucky | 2 | 2 | 0 | 147 | 176 | 1984 | 1994 |
| Western Illinois | 2 | 0 | 0 | 70 | 39 | 1992 | 1993 |
| Western Michigan | 1 | 0 | 0 | 31 | 27 | 2002 | 2002 |
| Wichita State | 0 | 1 | 0 | 6 | 9 | 1986 | 1986 |
| William & Mary | 3 | 0 | 0 | 143 | 78 | 1990 | 2000 |
| Wisconsin | 0 | 1 | 0 | 6 | 34 | 2004 | 2004 |
| Wofford | 0 | 1 | 0 | 28 | 31 | 1986 | 1986 |
| Yale | 1 | 0 | 0 | 42 | 28 | 1993 | 1993 |
| Youngstown State | 2 | 1 | 0 | 94 | 67 | 1990 | 1998 |

2024 opponents in bold italics



RUSHING Yards/Carries

| | |
|-----------------------------|-----------|
| 1979 Mike Stapp..... | 444/131 |
| 1980 Mike Stapp..... | 319/94 |
| 1981 John Muldoon..... | 396/88 |
| 1982 Raul Perez..... | 105/31 |
| 1983 Elgin Davis..... | 786/156 |
| 1984 Robert Ector..... | 514/110 |
| 1985 Aaron Sam..... | 545/128 |
| 1986 Aaron Sam..... | 648/108 |
| 1987 Mark Giacone..... | 510/117 |
| 1988 Gil Barnes..... | 471/119 |
| 1989 Mark Giacone..... | 410/90 |
| 1990 Mark Giacone..... | 923/167 |
| 1991 Willie English..... | 1,338/236 |
| 1992 Gerod Davis..... | 1,154/183 |
| 1993 Willie English..... | 848/165 |
| 1994 Marquette Smith..... | 1,058/194 |
| 1995 Marquette Smith..... | 1,566/274 |
| 1996 Mike Grant..... | 339/90 |
| 1997 Mike Grant..... | 565/132 |
| 1998 Mike Grant..... | 503/110 |
| 1999 Edward Mack..... | 461/86 |
| 2000 Corey Baker..... | 417/91 |
| 2001 Alex Haynes..... | 690/140 |
| 2002 Alex Haynes..... | 1,038/204 |
| 2003 Alex Haynes..... | 774/183 |
| 2004 Alex Haynes..... | 854/215 |
| 2005 Kevin Smith..... | 1,178/249 |
| 2006 Kevin Smith..... | 934/206 |
| 2007 Kevin Smith..... | 2,567/450 |
| 2008 Brynn Harvey..... | 519/125 |
| 2009 Brynn Harvey..... | 1,109/261 |
| 2010 Ronnie Weaver..... | 890/186 |
| 2011 Brynn Harvey..... | 574/126 |
| 2012 Latavius Murray..... | 1,106/198 |
| 2013 Storm Johnson..... | 1,139/213 |
| 2014 William Stanback..... | 697/189 |
| 2015 C.J. Jones..... | 339/93 |
| 2016 Jawon Hamilton..... | 495/139 |
| 2017 Adrian Killins Jr..... | 790/122 |
| 2018 Greg McCrae..... | 1,182/133 |
| 2019 Otis Anderson..... | 726/113 |
| 2020 Greg McCrae..... | 758/149 |
| 2021 Johnny Richardson..... | 733/104 |
| 2022 John Rhys Plumlee..... | 862/159 |
| 2023 RJ Harvey..... | 1,416/226 |

RUSHING TOUCHDOWNSTDs

| | |
|---------------------------------------|----|
| 1979 Mike Cullison..... | 3 |
| 1980 Mike Cullison, Turner Davis..... | 2 |
| 1981 John Muldoon, Vincent Lewis..... | 2 |
| 1982 Dana Thyhsen..... | 2 |
| 1983 Elgin Davis..... | 9 |
| 1984 Elgin Davis..... | 2 |
| 1985 Aaron Sam..... | 6 |
| 1986 Elgin Davis..... | 7 |
| 1987 Robert Ector..... | 7 |
| 1988 Gil Barnes..... | 8 |
| 1989 Willie English..... | 5 |
| 1990 Willie English..... | 13 |
| 1991 Willie English..... | 13 |
| 1992 Gerod Davis..... | 10 |
| 1993 Willie English..... | 9 |
| 1994 Darin Hinshaw..... | 7 |
| 1995 Marquette Smith..... | 14 |
| 1996 Mike Huff..... | 6 |
| 1997 Mike Grant..... | 12 |
| 1998 Daunte Culpepper..... | 12 |
| 1999 Edward Mack, Omari Howard..... | 5 |
| 2000 Edward Mack..... | 5 |
| 2001 Alex Haynes..... | 9 |
| 2002 Alex Haynes..... | 8 |
| 2003 Alex Haynes..... | 5 |

| | |
|---------------------------------------|----|
| 2004 Alex Haynes..... | 5 |
| 2005 Kevin Smith..... | 9 |
| 2006 Kevin Smith..... | 7 |
| 2007 Kevin Smith..... | 29 |
| 2008 Latavius Murray..... | 3 |
| 2009 Brynn Harvey..... | 14 |
| 2010 Latavius Murray, Ronnie Weaver.. | 11 |
| 2011 Jeff Godfrey..... | 9 |
| 2012 Latavius Murray..... | 15 |
| 2013 Storm Johnson..... | 14 |
| 2014 William Stanback..... | 10 |
| 2015 Nick Patti..... | 2 |
| 2016 Dontravious Wilson..... | 8 |
| 2017 Adrian Killins Jr..... | 10 |
| 2018 Greg McCrae..... | 10 |
| 2019 Bentavious Thompson..... | 8 |
| 2020 Greg McCrae..... | 10 |
| 2021 Isaiah Bowser..... | 9 |
| 2022 Isaiah Bowser..... | 16 |
| 2023 RJ Harvey..... | 16 |

RECEIVING Yards/Receptions

| | |
|----------------------------|----------|
| 1979 Mike Williams..... | 245/26 |
| Bobby Joe Plain..... | 308/25 |
| 1980 Jeff Froehlich..... | 275/26 |
| 1981 Jim Taylor..... | 553/33 |
| 1982 Jim Rountree..... | 424/28 |
| 1983 Glenn McCombs..... | 474/32 |
| 1984 Glenn McCombs..... | 471/42 |
| Ted Wilson..... | 483/28 |
| 1985 Ted Wilson..... | 1,119/76 |
| 1986 Ted Wilson..... | 767/50 |
| 1987 Bernard Ford..... | 1,180/68 |
| 1988 Sean Beckton..... | 1,030/74 |
| 1989 Sean Beckton..... | 512/38 |
| 1990 Sean Beckton..... | 698/48 |
| 1991 Bret Cooper..... | 668/42 |
| 1992 David Rhodes..... | 1,002/51 |
| 1993 David Rhodes..... | 1,159/78 |
| 1994 David Rhodes..... | 1,075/62 |
| 1995 Gerod Davis..... | 331/35 |
| Reginald Doster..... | 350/25 |
| 1996 Mark Nonsant..... | 925/60 |
| 1997 Siahia Burley..... | 1,106/77 |
| 1998 Siahia Burley..... | 1,142/88 |
| 1999 Charles Lee..... | 1,133/87 |
| 2000 Tyson Hinshaw..... | 1,089/89 |
| 2001 Tavirus Davis..... | 722/47 |
| 2002 Doug Gabriel..... | 1,237/75 |
| 2003 Tavaris Capers..... | 585/67 |
| 2004 Luther Huggins..... | 585/42 |
| 2005 Brandon Marshall..... | 1,195/74 |
| 2006 Mike Sims-Walker..... | 1,178/90 |
| 2007 Rocky Ross..... | 658/50 |
| 2008 Brian Watters..... | 594/42 |
| 2009 A.J. Guyton..... | 572/44 |
| Kamar Aiken..... | 610/36 |
| 2010 Brian Watters..... | 651/47 |
| 2011 Quincy McDuffie..... | 482/43 |
| J.J. Worton..... | 531/41 |
| 2012 J.J. Worton..... | 594/44 |
| Rannell Hall..... | 631/35 |
| 2013 Rannell Hall..... | 886/57 |
| 2014 Breshad Perriman..... | 1,044/50 |
| 2015 Tre'Quan Smith..... | 724/52 |
| 2016 Tre'Quan Smith..... | 853/57 |
| 2017 Tre'Quan Smith..... | 1,171/59 |
| 2018 Gabriel Davis..... | 815/53 |
| 2019 Gabriel Davis..... | 1,241/72 |
| 2020 Marlon Williams..... | 1,039/71 |
| 2021 Ryan O'Keefe..... | 812/84 |
| 2022 Javon Baker..... | 796/56 |

| | |
|-----------------------|----------|
| 2023 Javon Baker..... | 1,139/52 |
|-----------------------|----------|

RECEIVING TOUCHDOWNSTDs

| | |
|---|----|
| 1979 Bobby Joe Plain..... | 5 |
| 1980 Jeff Froehlich..... | 3 |
| 1981 Jim Taylor..... | 2 |
| 1982 Mike Collier, Jim Taylor..... | 2 |
| 1983 Jeff Froehlich..... | 4 |
| 1984 Ted Wilson..... | 5 |
| 1985 Ted Wilson..... | 12 |
| 1986 Bernard Ford..... | 8 |
| 1987 Bernard Ford..... | 13 |
| 1988 Arnell Spencer..... | 7 |
| 1989 Shawn Jefferson..... | 4 |
| 1990 Sean Beckton, Shawn Jefferson..... | 7 |
| 1991 Bret Cooper..... | 8 |
| 1992 Bret Cooper..... | 14 |
| 1993 David Rhodes..... | 15 |
| 1994 David Rhodes..... | 11 |
| 1995 Rufus Hall..... | 3 |
| 1996 Mark Nonsant..... | 7 |
| 1997 Siahia Burley..... | 7 |
| 1998 Siahia Burley..... | 8 |
| 1999 Kenny Clark..... | 6 |
| 2000 Tyson Hinshaw..... | 13 |
| 2001 Doug Gabriel..... | 9 |
| 2002 Doug Gabriel..... | 11 |
| 2003 Tavaris Capers..... | 7 |
| 2004 Tavaris Capers..... | 4 |
| 2005 Brandon Marshall..... | 11 |
| 2006 Mike Sims-Walker..... | 7 |
| 2007 Kamar Aiken..... | 5 |
| 2008 Brian Watters, Kyhmest Williams | 3 |
| 2009 Kamar Aiken..... | 9 |
| 2010 Jamar Newsome, A.J. Guyton..... | 3 |
| 2011 J.J. Worton..... | 4 |
| 2012 J.J. Worton..... | 5 |
| 2013 J.J. Worton..... | 7 |
| 2014 Breshad Perriman..... | 9 |
| 2015 Tre'Quan Smith..... | 4 |
| 2016 Tre'Quan Smith..... | 5 |
| 2017 Tre'Quan Smith..... | 13 |
| 2018 Gabriel Davis..... | 7 |
| 2019 Gabriel Davis..... | 12 |
| 2020 Marlon Williams..... | 10 |
| 2021 Brandon Johnson..... | 11 |
| 2022 Kobe Hudson..... | 7 |
| 2023 Kobe Hudson..... | 8 |

PASSING ATT/CMP/YD

| | |
|----------------------------|---------------|
| 1979 Mike Cullison..... | 168/92/904 |
| 1980 Mike Cullison..... | 203/101/1,039 |
| 1981 Mike McCrary..... | 146/61/845 |
| 1982 Dana Thyhsen..... | 210/87/1,425 |
| 1983 Dana Thyhsen..... | 295/155/2,058 |
| 1984 Dana Thyhsen..... | 270/138/1,766 |
| 1985 Tony Lanham..... | 169/97/1,268 |
| 1986 Darin Slack..... | 249/117/1,799 |
| 1987 Darin Slack..... | 420/219/3,054 |
| 1988 Shane Willis..... | 398/239/2,926 |
| 1989 Shane Willis..... | 177/107/1,166 |
| 1990 Ron Johnson..... | 96/57/793 |
| 1991 Ron Johnson..... | 152/80/1,056 |
| 1992 Darin Hinshaw..... | 302/161/2,505 |
| 1993 Darin Hinshaw..... | 322/191/2,645 |
| 1994 Darin Hinshaw..... | 342/187/2,801 |
| 1995 Daunte Culpepper..... | 294/168/2,071 |
| 1996 Daunte Culpepper..... | 314/187/2,565 |
| 1997 Daunte Culpepper..... | 381/238/3,086 |
| 1998 Daunte Culpepper..... | 402/296/3,690 |
| 1999 Vic Penn..... | 455/262/3,078 |
| 2000 Ryan Schneider..... | 286/177/2,334 |

| | |
|-----------------------------|---------------|
| 2001 Ryan Schneider..... | 357/204/2,923 |
| 2002 Ryan Schneider..... | 430/265/3,770 |
| 2003 Ryan Schneider..... | 281/194/1,949 |
| 2004 Steven Moffett..... | 229/147/1,721 |
| 2005 Steven Moffett..... | 375/223/2,925 |
| 2006 Kyle Israel..... | 166/108/1,420 |
| 2007 Kyle Israel..... | 298/174/2,173 |
| 2008 Rob Calabrese..... | 165/65/664 |
| 2009 Brett Hodges..... | 329/197/2,438 |
| 2010 Jeff Godfrey..... | 238/159/2,159 |
| 2011 Jeff Godfrey..... | 232/160/1,898 |
| 2012 Blake Bortles..... | 399/251/3,059 |
| 2013 Blake Bortles..... | 382/259/3,581 |
| 2014 Justin Holman..... | 392/223/2,952 |
| 2015 Justin Holman..... | 250/127/1,379 |
| 2016 McKenzie Milton..... | 336/194/1,983 |
| 2017 McKenzie Milton..... | 395/265/4,037 |
| 2018 McKenzie Milton..... | 289/171/2,663 |
| 2019 Dillon Gabriel..... | 398/236/3,653 |
| 2020 Dillon Gabriel..... | 413/248/3,570 |
| 2021 Mikey Keene..... | 272/173/1,730 |
| 2022 John Rhys Plumlee..... | 346/218/2,586 |
| 2023 John Rhys Plumlee..... | 256/161/2,271 |

PASSING TOUCHDOWNSTDs

| | |
|-----------------------------|----|
| 1979 Mike Cullison..... | 8 |
| 1980 Mike Cullison..... | 10 |
| 1981 Mike McCrary..... | 4 |
| 1982 Dana Thyhsen..... | 6 |
| 1983 Dana Thyhsen..... | 19 |
| 1984 Dana Thyhsen..... | 16 |
| 1985 Tony Lanham..... | 13 |
| 1986 Darin Slack..... | 12 |
| 1987 Darin Slack..... | 28 |
| 1988 Shane Willis..... | 13 |
| 1989 Rudy Jones..... | 5 |
| 1990 Ron Johnson..... | 11 |
| 1991 Darin Hinshaw..... | 8 |
| 1992 Darin Hinshaw..... | 24 |
| 1993 Darin Hinshaw..... | 28 |
| 1994 Darin Hinshaw..... | 26 |
| 1995 Daunte Culpepper..... | 12 |
| 1996 Daunte Culpepper..... | 19 |
| 1997 Daunte Culpepper..... | 25 |
| 1998 Daunte Culpepper..... | 28 |
| 1999 Vic Penn..... | 16 |
| 2000 Ryan Schneider..... | 21 |
| 2001 Ryan Schneider..... | 17 |
| 2002 Ryan Schneider..... | 31 |
| 2003 Ryan Schneider..... | 13 |
| 2004 Steven Moffett..... | 9 |
| 2005 Steven Moffett..... | 22 |
| 2006 Steven Moffett..... | 8 |
| 2007 Kyle Israel..... | 15 |
| 2008 Rob Calabrese..... | 7 |
| 2009 Brett Hodges..... | 17 |
| 2010 Jeff Godfrey..... | 13 |
| 2011 Blake Bortles..... | 6 |
| 2012 Blake Bortles..... | 25 |
| 2013 Blake Bortles..... | 25 |
| 2014 Justin Holman..... | 23 |
| 2015 Justin Holman..... | 7 |
| 2016 McKenzie Milton..... | 10 |
| 2017 McKenzie Milton..... | 37 |
| 2018 McKenzie Milton..... | 25 |
| 2019 Dillon Gabriel..... | 29 |
| 2020 Dillon Gabriel..... | 32 |
| 2021 Mikey Keene..... | 17 |
| 2022 John Rhys Plumlee..... | 14 |
| 2023 John Rhys Plumlee..... | 15 |

SCORING Total Points

| | |
|-----------------------------|-----|
| 1979 Bobby Joe Plain | 30 |
| 1980 Tom Hungerford | 28 |
| 1981 Scott Ryerson | 62 |
| 1982 Scott Ryerson | 31 |
| 1983 Elgin Davis..... | 60 |
| 1984 Ted Wilson | 44 |
| 1985 Ted Wilson | 72 |
| 1986 Ed O'Brien..... | 80 |
| 1987 Ed O'Brien..... | 87 |
| 1988 .. Gil Barnes | 48 |
| 1989 .. Franco Grilla | 58 |
| 1990 Franco Grilla | 86 |
| 1991 Willie English | 78 |
| 1992 Bret Cooper | 90 |
| 1993 Charlie Pierce..... | 87 |
| 1994 Charlie Pierce..... | 89 |
| 1995 Marquette Smith | 84 |
| 1996 Charlie Pierce..... | 57 |
| 1997 Mike Grant..... | 84 |
| 1998 Daunte Culpepper | 72 |
| 1999 Javier Beorlegui | 61 |
| 2000 Javier Beorlegui | 81 |
| 2001 Javier Beorlegui | 65 |
| 2002 Matt Prater | 86 |
| 2003 Matt Prater | 53 |
| 2004 Matt Prater | 39 |
| 2005 Matt Prater | 80 |
| 2006 Michael Torres..... | 76 |
| 2007 Kevin Smith..... | 180 |
| 2008 Darin Daly..... | 26 |
| 2009 Brynn Harvey..... | 86 |
| 2010 Nick Cattoi | 80 |
| 2011 Latavius Murray..... | 60 |
| 2012 Latavius Murray..... | 114 |
| 2013 Shawn Moffitt | 112 |
| 2014 Shawn Moffitt | 81 |
| 2015 Matthew Wright..... | 56 |
| 2016 Matthew Wright..... | 90 |
| 2017 Matthew Wright..... | 119 |
| 2018 Matthew Wright..... | 110 |
| 2019 Dylan Barnas..... | 114 |
| 2020 Daniel Obarski | 82 |
| 2021 Daniel Obarski | 77 |
| 2022 Isaiah Bowser | 96 |
| 2023 RJ Harvey | 102 |

ALL-PURPOSE Yards

| | |
|----------------------------|-------|
| 1979 Mike Stapp..... | 545 |
| 1980 Tim Kiggins | 508 |
| 1981 John Muldoon..... | 662 |
| 1982 Mike Collier..... | 637 |
| 1983 Elgin Davis..... | 883 |
| 1984 Ted Wilson | 1,587 |
| 1985 Ted Wilson | 1,529 |
| 1986 Bernard Ford..... | 962 |
| 1987 Bernard Ford..... | 1,858 |
| 1988 Sean Beckton | 1,344 |
| 1989 Shawn Jefferson..... | 545 |
| 1990 Mark Giacone | 1,303 |
| 1991 Willie English | 1,502 |
| 1992 Gerod Davis | 1,299 |
| 1993 Mark Whittemore..... | 1,602 |
| 1994 Marquette Smith | 1,122 |
| 1995 Marquette Smith | 1,605 |
| 1996 Todd Cleveland | 1,226 |
| 1997 Siaha Burley..... | 1,109 |
| 1998 Siaha Burley..... | 1,441 |
| 1999 Charles Lee | 1,135 |
| 2000 Tyson Hinshaw..... | 1,095 |
| 2001 Alex Haynes | 833 |
| 2002 Doug Gabriel..... | 1,921 |
| 2003 Alex Haynes | 1,038 |

| | |
|-----------------------------|-------|
| 2004 Luther Huggins | 1,113 |
| 2005 Kevin Smith..... | 1,222 |
| 2006 Mike Sims-Walker..... | 1,178 |
| 2007 Kevin Smith..... | 2,809 |
| 2008 Joe Burnett | 1,226 |
| 2009 Brynn Harvey | 1,192 |
| 2010 Quincy McDuffie..... | 1,067 |
| 2011 Latavius Murray | 860 |
| 2012 Latavius Murray | 1,337 |
| 2013 Rannell Hall..... | 1,696 |
| 2014 Breshad Perriman | 1,044 |
| 2015 Tristan Payton..... | 994 |
| 2016 Adrian Killins Jr..... | 974 |
| 2017 Tre'Quan Smith | 1,194 |
| 2018 Adrian Killins Jr..... | 1,398 |
| 2019 Otis Anderson..... | 1,391 |
| 2020 Marlon Williams | 1,045 |
| 2021 Ryan O'Keefe | 1,267 |
| 2022 Ryan O'Keefe | 1,395 |
| 2023 RJ Harvey | 1,695 |

PUNT RETURNS.....Yards/Returns

| | |
|-----------------------------------|--------|
| 1979 Tim Kiggins | 71/8 |
| 1980 Tim Kiggins | 165/14 |
| 1981 John Scargle..... | 172/17 |
| 1982 Glenn Whelpley..... | 39/6 |
| 1983 Ted Wilson | 21/2 |
| 1984 Ted Wilson | 96/11 |
| 1985 Neil Beasley | 30/9 |
| 1986 Neil Beasley | 142/15 |
| 1987 Sean Beckton | 208/17 |
| 1988 Keith Evans | 68/17 |
| 1989 Mike Dickinson | 58/14 |
| 1990 Mike Dickinson | 223/32 |
| 1991 Mike Dickinson | 387/31 |
| 1992 Mark Whittemore..... | 53/10 |
| 1993 Mark Whittemore..... | 151/13 |
| 1994 Mark Whittemore..... | 216/20 |
| 1995 Reginald Doster | 96/12 |
| 1996 Todd Cleveland | 93/5 |
| 1997 Todd Cleveland | 183/22 |
| 1998 Siaha Burley..... | 293/21 |
| 1999 Britt McGriff..... | 82/10 |
| 2000 Asante Samuel..... | 275/25 |
| 2001 .. Asante Samuel..... | 165/19 |
| 2002 Asante Samuel..... | 233/19 |
| 2003 Tavaris Capers..... | 133/17 |
| 2004 Tavaris Capers..... | 187/18 |
| 2005 Joe Burnett | 463/28 |
| 2006 Joe Burnett | 132/11 |
| 2007 Joe Burnett | 331/31 |
| 2008 Joe Burnett | 378/26 |
| 2009 A.J. Guyton | 140/13 |
| 2010 Josh Robinson..... | 304/20 |
| 2011 J.J. Worton..... | 150/17 |
| 2012 J.J. Worton..... | 266/25 |
| 2013 J.J. Worton..... | 157/13 |
| 2014 J.J. Worton..... | 167/17 |
| 2015 Chris Johnson | 41/6 |
| 2016 Chris Johnson | 168/26 |
| 2017 Mike Hughes | 233/14 |
| 2018 Otis Anderson..... | 178/15 |
| 2019 Otis Anderson..... | 277/21 |
| 2020 Amari Johnson..... | 24/3 |
| 2021 Titus Mokiao-Atimalala | 95/13 |
| 2022 Xavier Townsend..... | 177/19 |
| 2023 Xavier Townsend..... | 142/15 |

KICK RETURNSYards/Returns

| | |
|---------------------------|--------|
| 1979 Charlie Ziegler..... | 188/10 |
| 1980 Tim Kiggins | 335/19 |
| 1981 John Muldoon..... | 238/14 |
| 1982 Mike Collier..... | 266/14 |

| | |
|------------------------------|--------|
| 1983 Ted Wilson | 732/25 |
| 1984 Ted Wilson | 952/40 |
| 1985 Ted Wilson | 388/20 |
| 1986 Robert Ector..... | 354/16 |
| 1987 Bernard Ford..... | 360/16 |
| 1988 Shawn Jefferson..... | 320/16 |
| 1989 Cornelius Friendly..... | 280/13 |
| 1990 Pat Stewart | 346/18 |
| 1991 Mark Whittemore..... | 679/33 |
| 1992 Mark Whittemore..... | 662/26 |
| 1993 Mark Whittemore..... | 591/26 |
| 1994 Todd Cleveland | 476/15 |
| 1995 Mike Grant..... | 421/19 |
| 1996 Todd Cleveland | 375/16 |
| 1997 Todd Cleveland | 401/19 |
| 1998 Paul Miranda | 644/25 |
| 1999 Edward Mack | 513/24 |
| 2000 Asante Samuel..... | 168/10 |
| 2001 Luther Huggins | 346/15 |
| 2002 Doug Gabriel..... | 632/31 |
| 2003 Luther Huggins | 653/26 |
| 2004 Luther Huggins | 528/24 |
| 2005 Curtis Francis | 430/23 |
| 2006 Curtis Francis | 434/21 |
| 2007 Curtis Francis | 643/22 |
| 2008 Joe Burnett | 745/26 |
| 2009 Quincy McDuffie..... | 944/39 |
| 2010 Quincy McDuffie..... | 869/27 |
| 2011 Rannell Hall..... | 714/23 |
| 2012 Quincy McDuffie..... | 582/17 |
| 2013 Rannell Hall..... | 689/29 |
| 2014 Jordan Akins | 363/15 |
| 2015 Tristan Payton..... | 726/30 |
| 2016 Adrian Killins Jr..... | 451/18 |
| 2017 Mike Hughes..... | 635/20 |
| 2018 Adrian Killins Jr..... | 306/14 |
| 2019 Adrian Killins Jr..... | 206/11 |
| 2020 Ryan O'Keefe | 240/11 |
| 2021 Johnny Richardson..... | 301/15 |
| 2022 Ryan O'Keefe | 448/22 |
| 2023 Xavier Townsend..... | 177/6 |

INTERCEPTIONSNumber

| | |
|--|---|
| 1979 Tim Kiggins, Doug Gatewood..... | 3 |
| 1980 Tim Kiggins, Doug Gatewood..... | 3 |
| 1981 Bill Giovanetti, Bruce Gordon | 4 |
| 1982 Bill Giovanetti, Bruce Gordon | 2 |
| 1983 Atterberry, Kelly, Riddle | 2 |
| 1984 Curt Ashley | 3 |
| 1985 Reggie Edwards | 4 |
| 1986 Keith Evans | 8 |
| 1987 Keith Ervin | 3 |
| 1988 Keith Evans | 4 |
| 1989 Eric Buckley, Darryl Blanford, Jimmy Roberts..... | 2 |
| 1990 Ray Irvin | 4 |
| 1991 Bobby Spitulski, Steve Wright..... | 4 |
| 1992 Brian Crotcher | 5 |
| 1993 Richard Blake | 4 |
| 1994 Adrian Ellis, Lenard Hayes, Louis Lubin..... | 2 |
| 1995 Darryl Latimore..... | 3 |
| 1996 Kenton Rickerson..... | 2 |
| 1997 Reginald Doster, Kenton Rickerson, Mike Palmer, Darryl Latimore..... | 2 |
| 1998 Damian Demps, Paul Miranda | 2 |
| 1999 Justen Moore, Damian Demps, Jeff Fye, Ricot Joseph, Elliot Shorter..... | 2 |
| 2000 Davin Bush | 3 |
| 2001 Travis Fisher, Asante Samuel..... | 2 |
| 2002 Asante Samuel..... | 4 |

| | |
|---|---|
| 2003 Peter Sands, Antoine Poe | 2 |
| 2004 Mike Sims-Walker | 3 |
| 2005 Joe Burnett | 5 |
| 2006 Sha'reff Rashad | 4 |
| 2007 Joe Burnett, Johnell Neal..... | 6 |
| 2008 Sha'reff Rashad | 5 |
| 2009 Josh Robinson..... | 6 |
| 2010 Reggie Weams..... | 5 |
| 2011 Josh Robinson, Josh Linam, A.J. Bouye | 2 |
| 2012 Kemal Ishmael, A.J. Bouye..... | 3 |
| 2013 Brandon Alexander | 3 |
| 2014 Jacoby Glenn | 7 |
| 2015 Shaquill Griffin | 2 |
| 2016 Shaquill Griffin | 4 |
| 2017 Kyle Gibson, Mike Hughes | 4 |
| 2018 Richie Grant..... | 6 |
| 2019 Antwan Collier | 4 |
| 2020 Richie Grant..... | 3 |
| 2021 Dyllon Lester, Divaad Wilson, Tatum Bethune | 2 |
| 2022 Divaad Wilson | 3 |
| 2023 Corey Thornton/ Demari Henderson | 3 |

TACKLES.....Solo/Assists/Total

| | |
|-----------------------------|------------|
| 1979 Bill Giovanetti | 40/56/96 |
| 1980 Bill Giovanetti | 41/67/108 |
| 1981 Eddie James..... | 56/60/116 |
| 1982 Bill Giovanetti | 52/69/121 |
| 1983 Darrell Rudd..... | 79/71/150 |
| 1984 Darrell Rudd..... | 36/57/93 |
| 1985 Victor Riddle | 52/44/96 |
| 1986 Wyatt Bogan | 58/85/143 |
| 1987 Jimmy Goodman..... | 55/87/142 |
| 1988 Wyatt Bogan | 66/61/127 |
| 1989 Larry Salazar | 52/39/91 |
| 1990 Rick Hamilton | 83/28/111 |
| 1991 Rick Hamilton | 76/63/139 |
| 1992 Rick Hamilton | 88/61/149 |
| 1993 Nakia Reddick | 45/30/75 |
| 1994 Travis Cooper..... | 66/43/109 |
| 1995 Nakia Reddick | 60/30/90 |
| 1996 John Bryant..... | 74/45/119 |
| 1997 Jermaine Benoit..... | 58/47/105 |
| 1998 Damian Demps | 58/34/92 |
| 1999 Damian Demps | 44/28/72 |
| 2000 Tito Rodriguez..... | 80/41/121 |
| 2001 Tito Rodriguez..... | 100/43/143 |
| 2002 Stanford Rhule..... | 69/58/127 |
| 2003 Peter Sands..... | 70/43/113 |
| 2004 Brandon Marshall | 30/21/51 |
| 2005 Jason Venson | 66/17/85 |
| 2006 Johnell Neal | 47/19/66 |
| 2007 Sha'reff Rashad..... | 84/19/103 |
| 2008 Jason Venson | 60/22/82 |
| 2009 Cory Hogue..... | 59/44/103 |
| 2010 Kemal Ishmael | 57/36/93 |
| 2011 Kemal Ishmael | 39/42/81 |
| 2012 Kemal Ishmael | 68/56/124 |
| 2013 Terrance Plummer | 62/48/110 |
| 2014 Terrance Plummer | 53/46/99 |
| 2015 Domenic Spencer | 49/55/104 |
| 2016 Mark Rucker | 53/40/93 |
| 2017 Pat Jasinski..... | 46/58/104 |
| 2018 Richie Grant | 69/40/109 |
| 2019 Nate Evans | 69/43/112 |
| 2020 Richie Grant | 49/23/72 |
| 2021 Tatum Bethune | 60/48/108 |
| 2022 Jason Johnson..... | 68/58/126 |
| 2023 Jason Johnson..... | 65/49/114 |

SACKS Number

| | |
|--------------------------------------|------|
| 1979 Michael O'Shaughnessy..... | 10 |
| 1980 Michael O'Shaughnessy..... | 12 |
| 1981 Ed Gantner..... | 2.5 |
| 1982 Darrell Rudd..... | 4 |
| 1983 Darrell Rudd..... | 7 |
| 1984 Darrell Rudd..... | 19.5 |
| 1985 Eric Simpson..... | 6 |
| 1986 Keenan Wimbley..... | 5 |
| 1987 Keenan Wimbley..... | 10.5 |
| 1988 Bobby Spitulski..... | 3 |
| 1989 Parnell McCall..... | 4 |
| 1990 Bobby Spitulski..... | 13 |
| 1991 Bobby Spitulski, Bob Knott..... | 5 |
| 1992 Nelson, Ekiyor, Dix..... | 5 |
| 1993 Greg Jefferson..... | 15 |
| 1994 Greg Jefferson..... | 8 |
| 1995 Emil Ekiyor..... | 4.5 |
| 1996 Jermaine Benoit..... | 8 |
| 1997 Jermaine Benoit..... | 10.5 |
| 1998 Justen Moore..... | 8 |
| 1999 Tony Hardman..... | 5 |
| 2000 Elton Patterson..... | 10 |
| 2001 Elton Patterson..... | 9 |
| 2002 Elton Patterson..... | 9.5 |
| 2003 Antoine Poe..... | 3 |
| 2004 Paul Carrington..... | 4 |
| 2005 Paul Carrington..... | 9 |
| 2006 Leger Douzable..... | 7 |
| 2007 Leger Douzable..... | 7.5 |
| 2008 Bruce Miller..... | 7 |
| 2009 Bruce Miller..... | 13 |
| 2010 Bruce Miller, Darius Nall..... | 8.5 |
| 2011 Troy Davis..... | 5 |
| 2012 Troy Davis..... | 8 |
| 2013 Thomas Niles..... | 4 |
| 2014 Thomas Niles..... | 7.5 |
| 2015 Jamiyus Pittman..... | 4.5 |
| 2016 Shaquem Griffin..... | 11.5 |
| 2017 Shaquem Griffin..... | 7.0 |
| 2018 Titus Davis..... | 6.5 |
| 2019 Brendon Hayes..... | 7.5 |
| 2020 Kenny Turnier..... | 4.0 |
| 2021 Big Kat Bryant..... | 6.0 |
| 2022 Tre'mon Morris-Brash..... | 6.0 |
| 2023 Tre'mon Morris-Brash..... | 8.5 |

PUNTING Punts/Yards/Average

| | |
|----------------------------|---------------|
| 1979 Brett Porche..... | 39/1,376/35.3 |
| 1980 Craig Turner..... | 28/897/32.0 |
| 1981 Doug Friedlander..... | 40/1,676/37.2 |
| 1982 Dana Thyhsen..... | 39/1,425/36.5 |
| 1983 Glenn McCombs..... | 48/1,996/41.6 |
| 1984 Glenn McCombs..... | 52/2,127/40.9 |
| 1985 Jim Hogan..... | 41/1,492/36.4 |
| 1986 Jim Hogan..... | 48/1,892/38.6 |
| 1987 Barrie Kee..... | 37/1,351/36.5 |
| 1988 Barrie Kee..... | 50/1,933/38.7 |
| 1989 Russ Salerno..... | 41/1,403/34.2 |
| 1990 Russ Salerno..... | 44/1,504/34.2 |
| 1991 Russ Salerno..... | 24/856/35.7 |
| 1992 Mike Nelson..... | 46/1,798/39.1 |
| 1993 Charlie Pierce..... | 42/1,674/39.9 |
| 1994 Charlie Pierce..... | 37/1,448/39.1 |
| 1995 Charlie Pierce..... | 45/1,830/40.7 |
| 1996 Charlie Pierce..... | 49/2,159/44.1 |
| 1997 Marek Butcher..... | 49/2,149/43.9 |
| 1998 Chad Downey..... | 16/551/34.4 |
| 1999 Javier Beorlegui..... | 49/1,975/40.3 |
| 2000 Javier Beorlegui..... | 45/1,802/40.0 |
| 2001 Javier Beorlegui..... | 46/2,001/43.5 |
| 2002 Ryan Flinn..... | 40/1,673/41.8 |
| 2003 .. Matt Prater..... | 58/2,781/47.9 |

| | |
|--------------------------|----------------|
| 2004 Aaron Horne..... | 66/2,554/38.7 |
| 2005 Aaron Horne..... | 52/2,197/42.2 |
| 2006 Aaron Horne..... | 44/1,472/39.6 |
| 2007 Blake Clingan..... | 59/2,404/40.7 |
| 2008 Blake Clingan..... | 88/3,560/40.5 |
| 2009 Blake Clingan..... | 65/2,422/37.3 |
| 2010 Blake Clingan..... | 39/1,631/41.8 |
| 2011 David Bohner..... | 42/1,732/41.2 |
| 2012 Jamie Boyle..... | 60/2,434/40.6 |
| 2013 Caleb Houston..... | 41/1,732/42.2 |
| 2014 Caleb Houston..... | 54/2,103/38.9 |
| 2015 Caleb Houston..... | 65/2,874/44.2 |
| 2016 Caleb Houston..... | 74/3,117/42.1 |
| 2017 Mac Loudermilk..... | 46/1,822/39.6 |
| 2018 Mac Loudermilk..... | 47/2,042/43.4 |
| 2019 Andrew Osteen..... | 57/2,408/42.2 |
| 2020 Andrew Osteen..... | 40/1,756/43.9 |
| 2019 Andrew Osteen..... | 57/2,408/42.2 |
| 2020 Andrew Osteen..... | 40/1,756/43.9 |
| 2021 Andrew Osteen..... | 71/2,919/41.11 |
| 2022 Mitch McCarthy..... | 40/1,737/43.43 |
| 2023 Mitch McCarthy..... | 36/1,485/41.3 |

FIELD GOALS Number/Percent

| | |
|----------------------------|------------|
| 1979 Tom Hungerford..... | 2-4/50.0 |
| 1980 Tom Hungerford..... | 4-6/66.7 |
| 1981 Scott Ryerson..... | 18-29/62.1 |
| 1982 Scott Ryerson..... | 6-12/50.0 |
| 1983 Scott Ryerson..... | 8-13/61.5 |
| 1984 Ed O'Brien..... | 6-10/60.0 |
| 1985 Ed O'Brien..... | 11-20/55.0 |
| 1986 Ed O'Brien..... | 16-21/76.2 |
| 1987 Ed O'Brien..... | 20-30/66.7 |
| 1988 Travis Allen..... | 10-14/71.4 |
| 1989 Franco Grilla..... | 10-16/62.5 |
| 1990 Franco Grilla..... | 19-25/76.0 |
| 1991 Franco Grilla..... | 13-21/61.9 |
| 1992 Franco Grilla..... | 8-13/61.5 |
| 1993 Charlie Pierce..... | 15-19/78.9 |
| 1994 Charlie Pierce..... | 14-16/87.5 |
| 1995 Charlie Pierce..... | 10-15/66.7 |
| 1996 Charlie Pierce..... | 8-12/66.7 |
| 1997 Fred Waczewski..... | 13-16/81.3 |
| 1998 Fred Waczewski..... | 8-15/53.3 |
| 1999 Javier Beorlegui..... | 10-20/50.0 |
| 2000 Javier Beorlegui..... | 14-18/77.8 |
| 2001 Javier Beorlegui..... | 8-12/66.7 |
| 2002 Matt Prater..... | 14-21/66.7 |
| 2003 Matt Prater..... | 10-13/76.9 |
| 2004 Matt Prater..... | 9-14/64.3 |
| 2005 Matt Prater..... | 17-26/65.4 |
| 2006 Michael Torres..... | 17-24/70.8 |
| 2007 Michael Torres..... | 20-24/83.3 |
| 2008 Nick Cattoi..... | 4-6/66.7 |
| Daren Daly..... | 4-9/44.4 |
| 2009 Nick Cattoi..... | 14-20/70.0 |
| 2010 Nick Cattoi..... | 11-19/57.9 |
| 2011 Nick Cattoi..... | 10-15/66.7 |
| 2012 Shawn Moffitt..... | 10-14/71.4 |
| 2013 Shawn Moffitt..... | 21-23/91.3 |
| 2014 Shawn Moffitt..... | 17-23/73.9 |
| 2015 Matthew Wright..... | 13-17/76.5 |
| 2016 Matthew Wright..... | 17-22/77.3 |
| 2017 Matthew Wright..... | 13-18/72.2 |
| 2018 Matthew Wright..... | 12-14/85.7 |
| 2019 Dylan Barnas..... | 15-17/88.2 |
| 2020 Daniel Obarski..... | 12-17/70.6 |
| 2021 Daniel Obarski..... | 8-14/57.1 |
| 2022 Colton Boomer..... | 14-15/93.3 |
| 2023 Colton Boomer..... | 13-21/61.9 |



| Year | Total Offense | | | Rushing | | | | Passing | | | | 1st Dwn | 3rd Dwn % | Fum. | Pen. Yds | Scoring | | |
|--|---------------|--------------|--------------|------------|--------------|--------------|-----------|------------|-------------|--------------|--------------|-----------|------------|-------------|-------------|---------------|------------|-------------|
| | GP | Yds | YPG | Att. | Yds | YPG | TD | A-C-I | Pct. | Yds | YPG | | | | | TD | Points | PPG |
| DIVISION III | | | | | | | | | | | | | | | | | | |
| 1979 | 8 | 1,884 | 235.5 | 283 | 853 | 106.6 | 6 | 190-104-19 | 54.7 | 1,031 | 128.9 | 8 | 106 | - | 24-11 | 57-611 | 104 | 13.0 |
| 1980 | 9 | 2,143 | 238.1 | 359 | 909 | 101.0 | 5 | 252-117-22 | 46.4 | 1,236 | 137.3 | 14 | 121 | - | 19-14 | 66-617 | 156 | 17.3 |
| 1981 | 10 | 2,687 | 268.7 | 424 | 1,374 | 137.4 | 6 | 253-99-17 | 39.1 | 1,313 | 131.3 | 4 | 134 | - | 24-12 | 53-451 | 142 | 14.2 |
| DIVISION II | | | | | | | | | | | | | | | | | | |
| 1982 | 10 | 2,351 | 235.1 | 285 | 334 | 33.4 | 5 | 382-158-25 | 41.1 | 2,017 | 201.7 | 6 | 138 | - | 35-14 | 56-630 | 109 | 10.9 |
| 1983 | 11 | 3,897 | 354.3 | 478 | 1,757 | 159.7 | 16 | 310-160-10 | 51.6 | 2,150 | 195.5 | 19 | 208 | - | 35-14 | 81-722 | 283 | 25.7 |
| 1984 | 11 | 3,449 | 313.5 | 404 | 1,378 | 125.2 | 6 | 352-172-23 | 48.9 | 2,071 | 188.3 | 18 | 176 | - | 27-13 | 65-717 | 209 | 19.0 |
| 1985 | 11 | 4,265 | 387.8 | 452 | 1,676 | 152.4 | 14 | 445-201-24 | 45.2 | 2,589 | 235.4 | 19 | 247 | 29.0 | 32-21 | 98-783 | 266 | 24.2 |
| 1986 | 11 | 4,305 | 391.3 | 412 | 1,794 | 163.1 | 16 | 359-175-20 | 48.7 | 2,511 | 228.3 | 19 | 214 | - | 21-11 | 91-778 | 310 | 28.2 |
| 1987 | 13 | 5,182 | 398.6 | 437 | 1,436 | 110.4 | 17 | 525-279-27 | 53.1 | 3,746 | 288.1 | 29 | 283 | - | 36-21 | 88-678 | 401 | 30.8 |
| 1988 | 11 | 4,304 | 391.3 | 364 | 1,090 | 99.1 | 16 | 432-255-14 | 59.0 | 3,214 | 292.2 | 16 | 219 | - | 27-11 | 109-863 | 267 | 24.3 |
| 1989 | 10 | 3,759 | 375.9 | 434 | 1,716 | 171.6 | 19 | 311-178-15 | 57.2 | 2,043 | 204.3 | 12 | 195 | - | 22-11 | 80-693 | 256 | 25.6 |
| FOOTBALL CHAMPIONSHIP SUBDIVISION | | | | | | | | | | | | | | | | | | |
| 1990 | 14 | 5,563 | 397.4 | 646 | 3,017 | 215.5 | 36 | 346-189-20 | 54.6 | 2,546 | 181.9 | 18 | - | - | - | - | 444 | 31.7 |
| 1991 | 11 | 4,345 | 395.0 | 451 | 1,903 | 173.0 | 18 | 329-169-16 | 51.4 | 2,442 | 222.0 | 13 | 218 | 39.4 | 31-19 | 105-825 | 278 | 25.3 |
| 1992 | 10 | 4,788 | 478.8 | 350 | 1,815 | 101.5 | 20 | 358-190-19 | 53.1 | 2,973 | 297.3 | 29 | 223 | 40.8 | 31-17 | 77-653 | 373 | 37.3 |
| 1993 | 12 | 5,091 | 424.3 | 482 | 2,229 | 162.7 | 20 | 402-225-19 | 56.0 | 3,139 | 261.6 | 29 | 258 | 46.3 | 28-16 | 100-861 | 413 | 34.4 |
| 1994 | 11 | 4,889 | 444.5 | 426 | 1,941 | 176.5 | 19 | 360-195-18 | 54.2 | 2,948 | 268.0 | 27 | 247 | 46.9 | 26-11 | 89-708 | 399 | 36.3 |
| 1995 | 11 | 4,199 | 381.7 | 495 | 1,995 | 181.4 | 22 | 309-177-10 | 57.3 | 2,204 | 200.4 | 13 | 233 | 38.9 | 21-14 | 83-643 | 283 | 25.7 |
| FOOTBALL BOWL SUBDIVISION | | | | | | | | | | | | | | | | | | |
| 1996 | 11 | 4,047 | 367.9 | 350 | 1,025 | 93.2 | 12 | 394-230-20 | 58.4 | 3,022 | 274.7 | 21 | 208 | 41.8 | 35-18 | 72-571 | 275 | 25.0 |
| 1997 | 11 | 4,588 | 417.1 | 356 | 1,401 | 127.4 | 21 | 394-243-10 | 61.7 | 3,187 | 289.7 | 26 | 220 | 40.1 | 13-7 | 96-745 | 374 | 34.0 |
| 1998 | 11 | 5,365 | 487.7 | 378 | 1,594 | 144.9 | 21 | 411-302-7 | 73.4 | 3,771 | 342.8 | 29 | 278 | 54.0 | 26-14 | 92-775 | 393 | 35.7 |
| 1999 | 11 | 4,589 | 417.2 | 371 | 1,430 | 130.0 | 17 | 472-268-11 | 58.6 | 3,159 | 287.2 | 16 | 251 | 39.0 | 29-13 | 101-827 | 277 | 25.2 |
| 2000 | 11 | 4,113 | 373.9 | 309 | 866 | 78.7 | 13 | 415-249-18 | 60.0 | 3,247 | 295.2 | 27 | 223 | 40.0 | 27-13 | 97-797 | 333 | 30.3 |
| 2001 | 11 | 4,497 | 408.8 | 335 | 1,106 | 100.5 | 20 | 407-230-12 | 56.5 | 3,391 | 308.3 | 21 | 234 | 42.0 | 22-12 | 110-892 | 333 | 30.3 |
| 2002 | 12 | 5,233 | 436.1 | 361 | 1,396 | 116.3 | 18 | 442-270-17 | 61.1 | 3,837 | 319.8 | 31 | 262 | 44.0 | 27-16 | 96-771 | 391 | 32.6 |
| 2003 | 12 | 3,837 | 319.8 | 360 | 1,175 | 97.9 | 11 | 406-250-19 | 61.6 | 2,662 | 221.8 | 16 | 204 | 30.0 | 29-15 | 104-868 | 224 | 18.7 |
| 2004 | 11 | 2,671 | 267.1 | 391 | 995 | 99.5 | 7 | 268-153-11 | 58.3 | 1,676 | 167.6 | 9 | 155 | 34.0 | 23-9 | 55-483 | 151 | 15.1 |
| 2005 | 13 | 5,217 | 401.3 | 557 | 2,172 | 167.1 | 18 | 394-233-9 | 59.1 | 3,045 | 234.2 | 24 | 280 | 40.0 | 21-11 | 97-823 | 373 | 28.7 |
| 2006 | 12 | 4,478 | 373.2 | 442 | 1,673 | 139.4 | 11 | 381-227-10 | 59.6 | 2,805 | 233.8 | 14 | 231 | 43.2 | 19-9 | 55-484 | 232 | 19.3 |
| 2007 | 14 | 5,763 | 411.6 | 670 | 3,287 | 234.8 | 41 | 346-198-12 | 57.2 | 2,476 | 176.9 | 15 | 293 | 38.7 | 29-15 | 74-665 | 502 | 35.9 |
| 2008 | 12 | 2,754 | 229.5 | 453 | 1,359 | 113.2 | 8 | 308-132-11 | 42.9 | 1,395 | 116.2 | 12 | 156 | 29.2 | 26-14 | 68-627 | 199 | 16.6 |
| 2009 | 13 | 4,431 | 340.8 | 480 | 1,697 | 130.5 | 20 | 379-223-13 | 58.8 | 2,734 | 210.3 | 21 | 249 | 37.9 | 15-7 | 52-489 | 340 | 26.2 |
| 2010 | 14 | 5,236 | 374.0 | 602 | 2,626 | 187.6 | 36 | 296-191-11 | 64.5 | 2,610 | 186.4 | 16 | 290 | 51.0 | 21-8 | 71-566 | 449 | 32.1 |
| 2011 | 12 | 4,881 | 406.8 | 466 | 2,205 | 168.8 | 27 | 346-235-8 | 67.9 | 2,856 | 238.0 | 11 | 252 | 44.6 | 17-10 | 68-587 | 325 | 27.1 |
| 2012 | 14 | 5,703 | 407.4 | 527 | 2,545 | 181.8 | 33 | 412-257-7 | 62.4 | 3,158 | 225.6 | 28 | 301 | 48.9 | 13-8 | 60-507 | 496 | 35.4 |
| 2013 | 13 | 5,740 | 441.5 | 471 | 2,079 | 159.9 | 28 | 404-269-11 | 66.6 | 3,661 | 281.6 | 26 | 291 | 48.7 | 20-10 | 62-541 | 450 | 34.6 |
| 2014 | 13 | 4,727 | 363.6 | 526 | 1,668 | 128.3 | 19 | 416-233-15 | 56.0 | 3,059 | 235.3 | 23 | 266 | 41.5 | 23-14 | 76-706 | 365 | 28.1 |
| 2015 | 12 | 3,221 | 268.4 | 356 | 975 | 81.2 | 4 | 425-211-23 | 49.6 | 2,246 | 187.2 | 13 | 189 | 29.4 | 17-10 | 64-541 | 167 | 13.9 |
| 2016 | 13 | 4,561 | 350.8 | 527 | 1,835 | 141.2 | 25 | 448-244-9 | 54.5 | 2,726 | 209.7 | 14 | 249 | 29.7 | 26-16 | 91-729 | 374 | 28.8 |
| 2017 | 13 | 6,896 | 530.5 | 500 | 2,583 | 198.7 | 39 | 424-287-9 | 67.7 | 4,313 | 331.8 | 38 | 327 | 45.5 | 10-6 | 109-888 | 627 | 48.2 |
| 2018 | 13 | 6,795 | 522.7 | 594 | 3,448 | 265.2 | 43 | 392-224-7 | 57.1 | 3,347 | 257.5 | 29 | 347 | 50.3 | 16-7 | 97-848 | 562 | 43.2 |
| 2019 | 13 | 7,026 | 540.5 | 559 | 2,909 | 223.8 | 34 | 457-271-8 | 59.3 | 4,117 | 316.7 | 36 | 333 | 40.5 | 20-7 | 111-952 | 564 | 43.4 |
| 2020 | 10 | 5,681 | 568.1 | 444 | 2,107 | 210.7 | 23 | 415-249-4 | 60.0 | 3,574 | 357.4 | 32 | 283 | 48.8 | 12-6 | 92-748 | 422 | 42.2 |
| 2021 | 13 | 5,232 | 402.5 | 476 | 2,552 | 196.3 | 27 | 390-252-9 | 64.6 | 2,680 | 206.2 | 29 | 264 | 37.9 | 13-6 | 80-696 | 415 | 31.9 |
| 2022 | 14 | 6,574 | 469.6 | 615 | 3,197 | 228.4 | 35 | 451-291-9 | 64.5 | 3,377 | 241.2 | 22 | 342 | 46.4 | 22-12 | 68-649 | 460 | 32.86 |
| 2023 | 13 | 6,331 | 487.0 | 529 | 2,967 | 228.2 | 28 | 229-366-11 | 62.5 | 3,364 | 258.8 | 24 | 300 | 50.0 | 13-7 | 79-651 | 407 | 31.3 |

- Single-Season Records in Bold





| Year | Total Offense | | | Rushing | | | | Passing | | | | 1st Dwn | 3rd Dwn % | Fum. | Pen. Yds | Scoring | | |
|--|---------------|--------------|--------------|------------|--------------|-------------|----------|-------------------|-------------|------------|-------------|----------|------------|-------------|--------------|------------------|-----------|-------------|
| | GP | Yds | YPG | Att. | Yds | YPG | TD | A-C-I | Pct. | Yds | YPG | | | | | TD | Points | PPG |
| DIVISION III | | | | | | | | | | | | | | | | | | |
| 1979 | 8 | 1,803 | 225.4 | 386 | 1,183 | 147.9 | 11 | 135-30-16 | 44.4 | 620 | 77.5 | 1 | 112 | - | 23-10 | 54-549 | 96 | 12.0 |
| 1980 | 9 | 2,381 | 264.5 | 391 | 1,396 | 155.1 | 11 | 168-69-12 | 41.1 | 985 | 109.4 | 9 | 113 | 40.6 | 25-18 | 69-610 | 175 | 19.4 |
| 1981 | 10 | 2,875 | 287.5 | 460 | 1,665 | 166.5 | 9 | 237-102-20 | 43.0 | 1,210 | 121.0 | 5 | 156 | - | 31-22 | 71-837 | 130 | 13.0 |
| DIVISION II | | | | | | | | | | | | | | | | | | |
| 1982 | 10 | 4,260 | 426.0 | 546 | 2,536 | 253.6 | 29 | 217-110-6 | 50.7 | 1,724 | 172.4 | 15 | 200 | - | 40-24 | 106-921 | 356 | 35.6 |
| 1983 | 11 | 4,193 | 381.2 | 512 | 2,310 | 210.0 | 26 | 263-127-11 | 48.3 | 1,883 | 171.2 | 13 | 191 | 41.0 | 29-14 | 82-729 | 306 | 27.8 |
| 1984 | 11 | 4,787 | 435.2 | 549 | 2,407 | 218.8 | 30 | 291-155-11 | 53.5 | 2,380 | 216.4 | 19 | 242 | - | 28-14 | 87-742 | 398 | 36.2 |
| 1985 | 11 | 4,866 | 442.4 | 516 | 2,544 | 231.3 | 30 | 342-164-10 | 48.0 | 2,322 | 211.1 | 18 | 229 | 30.9 | 29-19 | 103-843 | 386 | 35.1 |
| 1986 | 11 | 3,700 | 336.4 | 515 | 1,842 | 167.5 | 12 | 284-136-17 | 47.9 | 1,858 | 168.9 | 12 | 190 | 35.9 | 27-10 | 77-721 | 227 | 20.6 |
| 1987 | 13 | 3,594 | 276.5 | 623 | 2,059 | 158.4 | 14 | 334-136-21 | 40.7 | 1,535 | 118.1 | 8 | 195 | 36.7 | 37-14 | 127-1,049 | 210 | 16.2 |
| 1988 | 11 | 4,048 | 368.0 | 435 | 2,133 | 193.9 | 21 | 254-133-16 | 52.4 | 1,915 | 174.1 | 14 | 197 | 37.2 | 24-16 | 78-620 | 288 | 26.2 |
| 1989 | 10 | 2,763 | 276.3 | 402 | 1,638 | 163.8 | 9 | 218-100-9 | 45.9 | 1,125 | 112.5 | 11 | 154 | 38.5 | 34-15 | 60-545 | 168 | 16.8 |
| FOOTBALL CHAMPIONSHIP SUBDIVISION | | | | | | | | | | | | | | | | | | |
| 1990 | 14 | 3,955 | 282.5 | 574 | 1,922 | 137.3 | 19 | 326-171-11 | 50.9 | 2,033 | 145.2 | 14 | 241 | 35.7 | 31-15 | 117-929 | 280 | 20.0 |
| 1991 | 11 | 3,727 | 338.8 | 457 | 1,613 | 146.6 | 14 | 287-147-18 | 51.2 | 2,114 | 192.2 | 14 | 201 | 36.3 | 21-10 | 84-722 | 230 | 20.9 |
| 1992 | 10 | 4,182 | 418.2 | 487 | 2,022 | 202.2 | 17 | 332-161-20 | 48.5 | 2,160 | 216.0 | 13 | 220 | 36.4 | 30-14 | 65-485 | 243 | 24.3 |
| 1993 | 12 | 4,294 | 357.8 | 470 | 1,470 | 122.5 | 21 | 402-233-18 | 58.0 | 2,824 | 235.3 | 13 | 251 | 37.6 | 28-18 | 82-706 | 277 | 23.1 |
| 1994 | 11 | 4,052 | 368.4 | 433 | 1,735 | 157.7 | 14 | 343-196-9 | 57.1 | 2,317 | 210.6 | 18 | 214 | 36.4 | 23-12 | 96-816 | 263 | 23.9 |
| 1995 | 11 | 3,956 | 359.6 | 448 | 2,088 | 189.8 | 23 | 257-136-9 | 52.9 | 1,868 | 169.8 | 9 | 203 | 38.3 | 34-22 | 76-615 | 280 | 25.5 |
| FOOTBALL BOWL SUBDIVISION | | | | | | | | | | | | | | | | | | |
| 1996 | 11 | 4,267 | 387.9 | 465 | 1,656 | 150.5 | 12 | 337-194-6 | 57.6 | 2,611 | 237.4 | 20 | 213 | 37.3 | 20-10 | 66-602 | 261 | 23.7 |
| 1997 | 11 | 4,333 | 393.9 | 408 | 1,446 | 131.5 | 21 | 369-213-11 | 57.7 | 2,887 | 262.5 | 20 | 225 | 41.2 | 19-10 | 51-532 | 303 | 27.5 |
| 1998 | 11 | 3,544 | 322.2 | 402 | 1,905 | 142.5 | 13 | 322-176-7 | 54.7 | 1,977 | 179.7 | 12 | 213 | 31.0 | 16-8 | 59-522 | 209 | 19.0 |
| 1999 | 11 | 4,111 | 373.7 | 376 | 1,306 | 118.7 | 13 | 389-228-11 | 58.6 | 2,805 | 255.0 | 24 | 223 | 39.0 | 22-11 | 86-733 | 318 | 28.9 |
| 2000 | 11 | 3,562 | 323.8 | 460 | 1,440 | 130.9 | 15 | 328-177-15 | 54.0 | 2,122 | 192.9 | 11 | 220 | 32.0 | 28-13 | 76-674 | 221 | 20.1 |
| 2001 | 11 | 3,381 | 307.4 | 405 | 1,423 | 129.4 | 15 | 324-180-7 | 55.6 | 1,958 | 178.0 | 6 | 187 | 37.0 | 31-15 | 77-617 | 204 | 18.5 |
| 2002 | 12 | 4,245 | 353.8 | 499 | 1,796 | 149.7 | 15 | 380-216-13 | 56.8 | 2,449 | 204.1 | 19 | 241 | 43.0 | 32-14 | 73-569 | 315 | 26.2 |
| 2003 | 12 | 4,833 | 402.8 | 552 | 2,229 | 191.6 | 26 | 318-208-5 | 65.4 | 2,534 | 211.2 | 19 | 264 | 40.0 | 19-7 | 80-711 | 373 | 31.1 |
| 2004 | 11 | 3,901 | 390.1 | 416 | 1,938 | 193.8 | 21 | 299-181-11 | 60.5 | 2,389 | 196.3 | 21 | 200 | 40.0 | 17-9 | 57-462 | 321 | 32.1 |
| 2005 | 13 | 5,466 | 420.5 | 477 | 2,326 | 178.9 | 25 | 419-248-19 | 59.2 | 3,140 | 241.5 | 23 | 280 | 39.0 | 21-13 | 79-616 | 373 | 28.7 |
| 2006 | 12 | 4,777 | 398.1 | 400 | 1,791 | 149.2 | 16 | 392-244-10 | 62.2 | 2,986 | 248.8 | 22 | 251 | 47.9 | 12-2 | 51-405 | 345 | 28.8 |
| 2007 | 14 | 5,130 | 366.4 | 497 | 1,864 | 133.1 | 15 | 528-290-24 | 54.9 | 3,266 | 233.3 | 26 | 272 | 38.3 | 16-4 | 84-749 | 372 | 26.6 |
| 2008 | 12 | 4,005 | 333.8 | 449 | 1,513 | 126.1 | 18 | 398-208-18 | 52.3 | 2,492 | 207.7 | 14 | 201 | 35.4 | 15-8 | 69-581 | 289 | 24.1 |
| 2009 | 13 | 4,557 | 350.5 | 416 | 1,076 | 82.8 | 12 | 455-281-12 | 61.8 | 3,481 | 267.8 | 20 | 245 | 42.3 | 31-16 | 72-554 | 293 | 22.5 |
| 2010 | 14 | 4,415 | 315.4 | 451 | 1,517 | 108.4 | 9 | 475-258-17 | 54.3 | 2,898 | 207.0 | 21 | 243 | 43.0 | 19-6 | 61-523 | 240 | 17.1 |
| 2011 | 12 | 3,640 | 303.3 | 347 | 1,306 | 108.8 | 9 | 385-208-9 | 54.0 | 2,334 | 194.5 | 12 | 188 | 31.5 | 13-6 | 51-412 | 220 | 18.3 |
| 2012 | 14 | 5,230 | 373.6 | 544 | 2,182 | 155.9 | 21 | 480-288-11 | 60.0 | 3,048 | 217.7 | 16 | 292 | 40.2 | 26-16 | 55-438 | 309 | 22.1 |
| 2013 | 13 | 4,706 | 362.0 | 400 | 1,592 | 122.5 | 21 | 479-272-14 | 56.8 | 3,114 | 239.5 | 13 | 248 | 41.2 | 21-12 | 92-745 | 277 | 21.3 |
| 2014 | 13 | 3,881 | 298.5 | 428 | 1,356 | 104.3 | 10 | 441-243-18 | 55.1 | 2,525 | 194.2 | 17 | 225 | 37.3 | 23-10 | 114-1,037 | 249 | 19.2 |
| 2015 | 12 | 5,569 | 464.1 | 495 | 2,390 | 199.2 | 24 | 356-233-4 | 65.4 | 3,179 | 264.9 | 31 | 267 | 47.5 | 15-9 | 87-776 | 452 | 37.7 |
| 2016 | 13 | 4,814 | 370.3 | 576 | 2,204 | 169.5 | 22 | 432-223-15 | 51.6 | 2,610 | 200.8 | 16 | 255 | 29.0 | 24-11 | 80-741 | 320 | 24.6 |
| 2017 | 13 | 5,563 | 427.9 | 498 | 2,078 | 159.8 | 16 | 471-261-20 | 55.4 | 3,485 | 268.1 | 24 | 280 | 40.8 | 17-12 | 108-967 | 329 | 25.3 |
| 2018 | 13 | 5,638 | 433.7 | 618 | 2,890 | 222.3 | 17 | 413-229-14 | 55.5 | 2,748 | 211.4 | 16 | 307 | 41.9 | 19-14 | 104-965 | 295 | 22.7 |
| 2019 | 13 | 4,499 | 346.1 | 546 | 2,383 | 146.6 | 14 | 439-230-13 | 52.4 | 2,593 | 199.5 | 17 | 262 | 29.3 | 15-8 | 102-895 | 299 | 23.0 |
| 2020 | 10 | 4,918 | 491.8 | 444 | 1,926 | 192.6 | 17 | 350-209-9 | 59.7 | 2,992 | 299.2 | 26 | 276 | 43.2 | 21-13 | 70-599 | 332 | 33.2 |
| 2021 | 13 | 4,801 | 369.3 | 479 | 2,070 | 159.2 | 24 | 466-269-11 | 57.7 | 2,731 | 210.1 | 12 | 276 | 37.9 | 13-6 | 80-633 | 319 | 24.5 |
| 2022 | 14 | 5,334 | 381.0 | 488 | 2,222 | 158.7 | 24 | 454-268-6 | 59.0 | 3,112 | 222.3 | 15 | 282 | 38.1 | 19-11 | 71-566 | 331 | 23.6 |
| 2023 | 13 | 5,083 | 391.0 | 516 | 2,526 | 194.3 | 26 | 210-366-12 | 57.0 | 2,557 | 196.7 | 12 | 283 | 40.0 | 9-4 | 61-512 | 335 | 25.8 |

- Single-Season Records in Bold





| Year | Week | AP Poll | Votes | Coaches Poll | Votes | BCS/CFP | |
|-------|-------|---------|-------|--------------|-------|------------|----|
| 2010 | 11 | 25 | 74 | 23 | 99 | -- | |
| | 14 | -- | 12 | 25 | 62 | -- | |
| | 15 | -- | 63 | 24 | 143 | 25 (Final) | |
| | Final | 21 | 225 | 20 | 328 | -- | |
| 2013 | 9 | 21 | 345 | 25 | 151 | 23 | |
| | 10 | 19 | 464 | 22 | 300 | 23 | |
| | 11 | 19 | 472 | 21 | 340 | 21 | |
| | 12 | 15 | 596 | 19 | 468 | 17 | |
| | 13 | 17 | 535 | 20 | 446 | 18 | |
| | 14 | 17 | 588 | 19 | 512 | 19 | |
| | 15 | 15 | 621 | 17 | 572 | 16 | |
| | 16 | 15 | 629 | 15 | 658 | 15 (Final) | |
| | Final | 10 | 959 | 12 | 865 | -- | |
| | 2017 | 6 | 25 | 120 | 25 | 61 | -- |
| 7 | | 22 | 274 | 21 | 273 | -- | |
| 8 | | 20 | 387 | 20 | 439 | -- | |
| 9 | | 18 | 500 | 17 | 561 | -- | |
| 10 | | 15 | 654 | 14 | 727 | 18 | |
| 11 | | 14 | 736 | 12 | 854 | 18 | |
| 12 | | 14 | 807 | 12 | 910 | 15 | |
| 13 | | 13 | 833 | 12 | 915 | 15 | |
| 14 | | 12 | 906 | 11 | 957 | 14 | |
| 15 | | 10 | 983 | 10 | 986 | 12 (Final) | |
| Final | | 6 | 1248 | 7 | 1202 | -- | |
| 2018 | | Pre | 21 | 312 | 23 | 259 | -- |
| | | 2 | 19 | 407 | 20 | 339 | -- |
| | | 3 | 18 | 494 | 18 | 438 | -- |
| | | 4 | 16 | 556 | 18 | 500 | -- |
| | 5 | 13 | 727 | 14 | 705 | -- | |
| | 6 | 12 | 759 | 13 | 763 | -- | |
| | 7 | 10 | 917 | 0 | 932 | -- | |
| | 8 | 10 | 979 | 9 | 1034 | -- | |
| | 9 | 10 | 996 | 10 | 1008 | -- | |
| | 10 | 9 | 1014 | 9 | 1082 | 12 | |
| | 11 | 11 | 1001 | 11 | 1054 | 12 | |
| | 12 | 11 | 983 | 11 | 1042 | 11 | |
| | 13 | 8 | 1064 | 9 | 1108 | 9 | |
| | 14 | 7 | 1146 | 7 | 1200 | 8 | |
| | 15 | 7 | 1158 | 7 | 1218 | 8 (Final) | |
| Final | 11 | 898 | 12 | 876 | -- | | |
| 2019 | Pre | 17 | 410 | 17 | 436 | -- | |
| | 1 | 18 | 445 | 17 | 513 | -- | |
| | 2 | 17 | 544 | 16 | 584 | -- | |
| | 3 | 15 | 703 | 16 | 697 | -- | |
| | 4 | 22 | 252 | 23 | 233 | -- | |
| | 5 | 18 | 352 | 19 | 308 | -- | |
| | Final | 24 | 78 | 24 | 72 | -- | |
| 2020 | Pre | 21 | 229 | 21 | 232 | -- | |
| | 1 | 14 | 632 | 13 | 414 | -- | |
| | 2 | 13 | 771 | 15 | 497 | -- | |
| | 3 | 11 | 743 | 12 | 577 | -- | |
| | 4 | -- | 112 | 25 | 127 | -- | |
| 2022 | 9 | 25 | 111 | 25 | 89 | 25 | |
| | 10 | 22 | 257 | 21 | 273 | 22 | |
| | 11 | 17 | 537 | 18 | 522 | 20 | |
| | 12 | 25 | 87 | -- | -- | 22 | |
| | 13 | 22 | 170 | 23 | 141 | 22 | |





UCF rankings in the top 20 of NCAA team statistical categories since 1996, the year the Knights began competing in the NCAA Football Bowl Subdivision (FBS):

Total Offense

Table with 3 columns: Year, Rank, Value. Rows: 1998 (7th, 487.7), 2002 (11th, 436.1), 2017 (5th, 530.5), 2018 (5th, 522.7), 2019 (2nd, 540.5), 2020 (2nd, 568.1), 2023 (8th, 487.0)

Rushing Offense

Table with 3 columns: Year, Rank, Value. Rows: 2007 (9th, 234.8), 2018 (8th, 265.2), 2019 (19th, 223.8), 2022 (9th, 228.4), 2023 (4th, 228.2)

Passing Offense

Table with 3 columns: Year, Rank, Value. Rows: 1996 (16th, 274.7), 1997 (11th, 289.7), 1998 (6th, 342.8), 1999 (15th, 287.2), 2000 (12th, 295.2), 2001 (8th, 308.3), 2002 (6th, 319.8), 2017 (10th, 331.8), 2019 (8th, 316.8), 2020 (4th, 357.4)

Scoring Offense

Table with 3 columns: Year, Rank, Value. Rows: 1997 (16th, 34.0), 1998 (12th, 35.7), 2002 (19th, 32.6), 2007 (17th, 35.9), 2017 (1st, 48.2), 2018 (6th, 43.2), 2019 (5th, 43.5), 2020 (8th, 42.2)

Total Defense

Table with 3 columns: Year, Rank, Value. Rows: 2001 (16th, 307.4), 2010 (15th, 315.4), 2011 (9th, 303.3), 2014 (5th, 298.5)

Rushing Defense

Table with 3 columns: Year, Rank, Value. Rows: 2009 (4th, 82.8), 2010 (8th, 108.4), 2011 (16th, 108.8), 2013 (16th, 122.5), 2014 (6th, 104.3)

Passing Defense

Table with 3 columns: Year, Rank, Value. Row: 2001 (15th, 178.0)

Scoring Defense

Table with 3 columns: Year, Rank, Value. Rows: 2001 (16th, 18.6), 2010 (8th, 17.1), 2011 (9th, 18.3), 2013 (17th, 21.3), 2014 (9th, 19.2)

First Downs

Table with 3 columns: Year, Rank, Value. Rows: 2017 (9th, 327), 2018 (5th, 347), 2019 (8th, 333), 2020 (7th, 283), 2022 (11th, 342)

Passing Efficiency

Table with 4 columns: Year, Rank, Value, Value. Rows: 2000 (13th, 138.52), 2001 (5th, 149.47), 2010 (18th, 148.97), 2013 (12th, 158.50), 2017 (2nd, 178.47), 2019 (15th, 157.47), 2020 (18th, 155.86), 2023 (15th, 155.40)

Passing Yards Per Completion

Table with 4 columns: Year, Rank, Value, Value. Rows: 2017 (9th, 15.03), 2018 (9th, 14.94), 2019 (8th, 15.19), 2020 (17th, 14.35), 2023 (8th, 14.69)

Pass Completion Percentage

Table with 4 columns: Year, Rank, Value, Value. Rows: 2013 (11th, .666), 2017 (5th, .677)

Fewest Passes Had Intercepted

Table with 4 columns: Year, Rank, Value, Value. Rows: 2012 (19th, 7), 2020 (17th, 4)

Net Punting

Table with 4 columns: Year, Rank, Value, Value. Rows: 2001 (11th, 37.53), 2003 (2nd, 41.93), 2015 (10th, 40.87)

Punt Returns

Table with 4 columns: Year, Rank, Value, Value. Rows: 2005 (4th, 16.54), 2006 (8th, 14.28), 2008 (11th, 13.18), 2010 (12th, 13.13), 2017 (6th, 14.71)

Kickoff Returns

Table with 4 columns: Year, Rank, Value, Value. Rows: 2008 (6th, 24.94), 2009 (13th, 24.79), 2010 (1st, 27.78), 2011 (3rd, 26.93), 2012 (12th, 24.82), 2014 (3rd, 26.58), 2017 (10th, 24.83)

Time of Possession

Table with 4 columns: Year, Rank, Value, Value. Rows: 2013 (20th, 32:11), 2014 (19th, 31:53)

Passes Intercepted

Table with 4 columns: Year, Rank, Value, Value. Rows: 2014 (10th, 18), 2017 (2nd, 20)

Red-Zone Defense

Table with 4 columns: Year, Rank, Value, Value. Rows: 2013 (13th, .737), 2014 (6th, .714), 2018 (11th, .750)

Pass Efficiency Defense

Table with 4 columns: Year, Rank, Value, Value. Rows: 2008 (18th, 126.08), 2010 (18th, 112.98), 2011 (8th, 110.53), 2013 (20th, 114.50), 2014 (11th, 107.76), 2016 (12th, 107.65), 2019 (3rd, 108.86), 2021 (6th, 110.73)

Sacks

Table with 3 columns: Year, Rank, Value. Rows: 2009 (6th, 2.92), 2016 (17th, 2.92), 2017 (5th, 1.00), 2008 (3rd, 8.17), 2009 (13th, 7.23), 2016 (9th, 7.9), 2018 (5th, 8.2), 2019 (1st, 9.0)

Fewest Sacks Allowed

Table with 3 columns: Year, Rank, Value. Row: 2017 (5th, 1.00)

Tackles For Loss

Table with 3 columns: Year, Rank, Value. Rows: 2008 (3rd, 8.17), 2009 (13th, 7.23), 2016 (9th, 7.9), 2018 (5th, 8.2), 2019 (1st, 9.0)

Fewest Tackles for Loss Allowed

Table with 3 columns: Year, Rank, Value. Row: 2018 (17th, 4.69)

Fumbles Recovered

Table with 3 columns: Year, Rank, Value. Rows: 2012 (5th, 16), 2013 (15th, 12), 2017 (13th, 12), 2018 (3rd, 14), 2020 (1st, 13), 2022 (20th, 11)

Turnover Margin

Table with 3 columns: Year, Rank, Value. Rows: 2005 (12th, .92), 2009 (17th, .62), 2012 (16th, .86), 2017 (2nd, 1.31), 2018 (3rd, 1.08), 2020 (5th, 1.20)

Turnovers Gained

Table with 3 columns: Year, Rank, Value. Rows: 2016 (18th, 26), 2017 (2nd, 32), 2018 (6th, 28), 2020 (6th, 22)

Fewest Turnovers Lost

Table with 3 columns: Year, Rank, Value. Rows: 2012 (13th, 15), 2018 (15th, 14)

Fewest Fumbles Lost

Table with 3 columns: Year, Rank, Value. Rows: 2017 (20th, 6), 2021 (20th, 5)

Third-Down Conversion Percentage

Table with 3 columns: Year, Rank, Value. Rows: 2012 (12th, .489), 2013 (14th, .487), 2017 (15th, .455), 2018 (5th, .503), 2020 (11th, .487), 2022 (16th, .464), 2023 (4th, .500)

Fourth-Down Conversion Percentage

Table with 3 columns: Year, Rank, Value. Rows: 2021 (1st, .846), 2022 (17th, .633)

Red Zone Offense

Table with 3 columns: Year, Rank, Value. Rows: 2016 (12th, .914), 2018 (14th, .898)

Third-Down Conversion Percentage Defense

Table with 3 columns: Year, Rank, Value. Rows: 2016 (6th, .290), 2019 (5th, .293)

Fourth-Down Conversion Percentage Defense

Table with 3 columns: Year, Rank, Value. Row: 2014 (9th, .286)

Fewest Penalties Per Game

Table with 3 columns: Year, Rank, Value. Row: 2012 (13th, 4.29)

Fewest Yards Penalized Per Game

Table with 3 columns: Year, Rank, Value. Row: 2012 (10th, 36.21)

Red-Zone Defense

Table with 3 columns: Year, Rank, Value. Rows: 2012 (16th, .730), 2016 (2nd, .707), 2022 (5th, .707)

Fewest First Downs Defense

Table with 3 columns: Year, Rank, Value. Row: 2014 (18th, 225)

Fewest Defensive TDs Allowed

Table with 3 columns: Year, Rank, Value. Rows: 2016 (3rd, 5), 2017 (8th, 4), 2018 (17th, 3), 2019 (12th, 3)

Blocked Kicks

Table with 3 columns: Year, Rank, Value. Row: 2022 (19th, 3)

Blocked Punts

Table with 3 columns: Year, Rank, Value. Row: 2022 (14th, 2)





UCF players who have ranked in the top 20 of NCAA individual statistical categories since 1996, the year the Knights began competing in the NCAA Football Bowl Subdivision (FBS):

Rushing Yards Per Game

Table with 3 columns: Year, Player, Yards. Rows: 2007 1st Kevin Smith 183.36, 2023 10th RJ Harvey 108.9

Rushing Yards Per Carry

Table with 3 columns: Year, Player, Yards. Rows: 2018 2nd Greg McCrae 8.89, 2023 17th RJ Harvey 6.27

Rushing TDs

Table with 3 columns: Year, Player, TDs. Rows: 2013 19th Storm Johnson 14, 2022 10th Isaiah Bowser 16, 2023 6th RJ Harvey 16

Passing Efficiency

Table with 3 columns: Year, Player, Efficiency. Rows: 1997 15th Daunte Culpepper 146.9, 1998 3rd Daunte Culpepper 170.2, 2000 9th Ryan Schneider 146.98, 2002 4th Ryan Schneider 151.62, 2010 15th Jeffrey Godfrey 154.31, 2013 9th Blake Bortles 163.4, 2017 2nd McKenzie Milton 179.3, 2018 9th McKenzie Milton 161.0, 2019 13th Dillon Gabriel 156.9, 2020 16th Dillon Gabriel 156.3

Passing Yards

Table with 3 columns: Year, Player, Yards. Rows: 2013 16th Blake Bortles 3,581, 2017 7th McKenzie Milton 4,037, 2019 13th Dillon Gabriel 3,653, 2020 5th Dillon Gabriel 3,570

Passing Yards Per Game

Table with 3 columns: Year, Player, Yards. Rows: 2013 18th Blake Bortles 275.5, 2017 9th McKenzie Milton 310.5, 2018 18th McKenzie Milton 266.3, 2019 15th Dillon Gabriel 281.0, 2020 1st Dillon Gabriel 357.0

Passing Yards Per Completion

Table with 3 columns: Year, Player, Yards. Rows: 2013 16th Blake Bortles 13.83, 2017 5th McKenzie Milton 15.23, 2018 3rd McKenzie Milton 15.57, 2019 4th Dillon Gabriel 15.48, 2020 12th Dillon Gabriel 14.40, 2023 11th John Rhys Plumlee 14.11

Passing Yards Per Attempt

Table with 3 columns: Year, Player, Yards. Rows: 2017 2nd McKenzie Milton 10.22, 2018 7th McKenzie Milton 9.21, 2019 8th Dillon Gabriel 9.18, 2020 17th Dillon Gabriel 8.64

Pass Completions Per Game

Table with 3 columns: Year, Player, Completions. Rows: 1999 9th Vic Penn 23.82, 2020 7th Dillon Gabriel 24.80

Passing TDs

Table with 3 columns: Year, Player, TDs. Rows: 2017 4th McKenzie Milton 37, 2019 17th Dillon Gabriel 29, 2020 4th Dillon Gabriel 32

Completion Percentage

Table with 3 columns: Year, Player, Percentage. Rows: 2013 10th Blake Bortles .678, 2017 4th McKenzie Milton .671

Total Offense Per Game

Table with 3 columns: Year, Player, Offense. Row: 1996 18th Daunte Culpepper 242.45

Table with 3 columns: Year, Rank, Player, Points. Rows: 1997 4th Daunte Culpepper 320.36, 1998 3rd Daunte Culpepper 377.55, 1999 12th Vic Penn 295.09, 2000 17th Ryan Schneider 249.56, 2001 19th Ryan Schneider 261.73, 2002 5th Ryan Schneider 306.75, 2017 4th McKenzie Milton 357.7, 2018 10th McKenzie Milton 297.0, 2019 19th Dillon Gabriel 287.0, 2020 2nd Dillon Gabriel 373.9

Receptions Per Game

Table with 3 columns: Year, Rank, Player, Receptions. Rows: 1997 6th Siaha Burley 7.0, 1998 5th Siaha Burley 8.0, 1999 6th Charles Lee 7.91, 2000 2nd Tyson Hinshaw 8.09, 2002 18th Doug Gabriel 6.25, 2006 3rd Mike Walker 7.50, 2020 3rd Marlon Williams 8.9, 2021 20th Ryan O'Keefe 6.5

Receiving Yards

Table with 3 columns: Year, Rank, Player, Yards. Rows: 2017 12th Tre'Quan Smith 1,171, 2019 12th Gabriel Davis 1,241, 2020 9th Marlon Williams 1,039, 2020 14th Jaylon Robinson 979

Receiving Yards Per Game

Table with 3 columns: Year, Rank, Player, Yards. Rows: 1996 20th Mark Nonsant 84.09, 1997 10th Siaha Burley 100.55, 1998 14th Siaha Burley 103.82, 1999 9th Charles Lee 103.0, 2000 10th Tyson Hinshaw 99.00, 2002 10th Doug Gabriel 103.08, 2002 19th Jimmy Fryzel 93.83, 2006 t-5th Mike Walker 98.17, 2017 14th Tre'Quan Smith 90.1, 2019 8th Gabriel Davis 103.4, 2020 5th Marlon Williams 129.9, 2023 17th Javon Baker 87.6

Yards Per Reception

Table with 3 columns: Year, Rank, Player, Yards. Rows: 2014 6th Breshad Perriman 20.88, 2017 14th Tre'Quan Smith 19.85, 2020 17th Ryan O'Keefe 19.55, 2023 2nd Javon Baker 21.90, 2023 7th Kobe Hudson 20.45

Receiving TDs

Table with 3 columns: Year, Rank, Player, TDs. Rows: 2017 4th Tre'Quan Smith 13, 2019 12th Gabriel Davis 12, 2020 7th Marlon Williams 10, 2020 18th Jacob Harris 8, 2021 16th Brandon Johnson 11

All-Purpose Yards Per Game

Table with 3 columns: Year, Rank, Player, Yards. Rows: 2002 11th Doug Gabriel 160.08, 2007 5th Kevin Smith 200.64, 2023 12th RJ Harvey 130.38

Total Points Scored

Table with 3 columns: Year, Rank, Player, Points. Rows: 2017 16th Matthew Wright 119, 2018 18th Matthew Wright 110

Total TDs

Table with 3 columns: Year, Rank, Player, TDs. Rows: 2022 13th Isaiah Bowser 16, 2023 8th RJ Harvey 17

Scoring Per Game

Table with 3 columns: Year, Rank, Player, Points. Rows: 2007 1st Kevin Smith 12.86, 2012 10th Latavius Murray 10.36, 2017 15th Matthew Wright 9.2

Points Responsible For

Table with 3 columns: Year, Rank, Player, Points. Rows: 2017 5th McKenzie Milton 270, 2018 15th McKenzie Milton 204, 2019 16th Dillon Gabriel 200, 2020 5th Dillon Gabriel 212

Points Responsible For Per Game

Table with 3 columns: Year, Rank, Player, Points. Rows: 2017 5th McKenzie Milton 20.8, 2018 5th McKenzie Milton 20.4, 2020 5th Dillon Gabriel 21.2

Punting

Table with 3 columns: Year, Rank, Player, Yards. Rows: 1996 17th Charlie Pierce 44.06, 1997 14th Marek Butcher 43.86, 2003 1st Matt Prater 47.95

Punt Returns

Table with 3 columns: Year, Rank, Player, Yards. Rows: 2005 6th Joe Burnett 16.54, 2008 10th Joe Burnett 15.54, 2010 9th Josh Robinson 15.20, 2018 10th Otis Anderson 11.9, 2019 6th Otis Anderson 13.2, 2022 16th Xavier Townsend 9.3

Punt Return TDs

Table with 3 columns: Year, Rank, Player, TDs. Rows: 2016 7th Justin McDonald 1, 2017 10th Mike Hughes 1, 2019 3rd Otis Anderson 1, 2022 1st Quadric Bullard 2

Kickoff Returns

Table with 3 columns: Year, Rank, Player, Yards. Rows: 2007 9th Curtis Francis 29.23, 2008 7th Joe Burnett 28.65, 2010 2nd Quincy McDuffie 32.19, 2011 5th Rannell Hall 31.04, 2012 1st Quincy McDuffie 34.24, 2014 11th Rannell Hall 27.5, 2017 4th Mike Hughes 31.8

Kickoff Return TDs

Table with 3 columns: Year, Rank, Player, TDs. Rows: 2014 12th Michael Easton 1, 2016 8th Adrian Killins Jr. 1, 2017 5th Mike Hughes 2

Combined Kick Return Yards

Table with 3 columns: Year, Rank, Player, Yards. Row: 2017 10th Mike Hughes 868

Field Goals Per Game

Table with 3 columns: Year, Rank, Player, Percentage. Rows: 2006 8th Mike Torres 1.55, 2007 t-19th Mike Torres 1.54, 2013 8th Shawn Moffitt 1.62

Field Goal Percentage

Table with 3 columns: Year, Rank, Player, Percentage. Rows: 2013 12th Shawn Moffitt .913, 2018 15th Matthew Wright .857, 2019 11th Dylan Barnas .882, 2022 8th Colton Boomer .933

Total Interceptions

Table with 3 columns: Year, Rank, Player, Interceptions. Rows: 2018 3rd Richie Grant 6, 2019 17th Antwan Collier 4

Interceptions Per Game

Table with 3 columns: Year, Rank, Player, Percentage. Rows: 2008 t-19th Sha'reff Rashad .42, 2009 t-11th Josh Robinson .46, 2014 4th Jacoby Glenn .5, 2018 5th Richie Grant .5

Passes Defended Per Game

Table with 3 columns: Year, Rank, Player, Passes. Rows: 2013 9th Jacoby Glenn 1.4, 2014 8th Jacoby Glenn 1.4, 2016 5th Shaquill Griffin 1.5

Sacks Per Game

Table with 3 columns: Year, Rank, Player, Sacks. Rows: 2009 5th Bruce Miller 1.00, 2009 t-16th Jarvis Geathers .85, 2016 12th Shaquem Griffin .88

Tackles For Loss Per Game

Table with 3 columns: Year, Rank, Player, Tackles. Rows: 2008 t-17th Bruce Miller 1.42, 2009 t-18th Bruce Miller 1.38, 2016 13th Shaquem Griffin 1.5

Forced Fumbles Per Game

Table with 3 columns: Year, Rank, Player, Fumbles. Row: 2020 16th Eriq Gilyard 0.33

Fumbles Recovered

Table with 3 columns: Year, Rank, Player, Fumbles. Rows: 2013 9th Sean Maag 3, 2015 7th T.J. Mutcherson 3, 2020 12th Eriq Gilyard 2, 2020 12th Richie Grant 2, 2021 1st Quadric Bullard 3, 2023 6th Demari Henderson 3



8
Daunte CULPEPPER

first-team all-american

CAREER STATS
Passing: 889 completions/1,391 attempts/
11,412 yards/84 TD

Rushing: 456 carries/1,020 yards/24 TD

HIGHLIGHTS

- Set more than 30 school records, including career marks for total offense (12,432 yards), passing yardage (11,412), touchdown passes (84) and career passing efficiency (146.72)
- In 1998, established an NCAA single-season completion percentage record at .736, breaking the 15-year old mark of .713 set by Steve Young
- Became only the third player in NCAA history to pass for more than 10,000 yards and rush for more than 1,000 yards in a career
- Guided the Knights to a 9-2 record as a senior in 1998
- Won the 1998 Sammy Baugh Trophy as the top quarterback in the nation
- Finished sixth in the 1998 Heisman Trophy balloting
- The Sports Network National Player of the Year (1998)
- The Sports Network All-America First Team (1998)
- NFL Draft Report Dream Team Player of the Year (1998)
- NFL Draft Report All-America First Team (1997, 1998)
- Playboy All-America selection (1998)



- *Football News* Independent Player of the Year (1998)
- Finalist for the Johnny Unitas Golden Arm Award (1998)
- Semifinalist for the Davey O'Brien National Quarterback Award (1997, 1998)
- Semifinalist for the *Football News* Offensive Player of the Year (1997, 1998)
- Florida Sports Hall of Fame Amateur Athlete of the Year (1997, 1998)
- *USA Today* Online Positive Performer (1998)
- American Football Coaches Association Good Works Team (1998)

19
Joe BURNETT

first-team all-american

CAREER STATS
Punt Returns: 96 returns/1,304 yards/3 TD

Kickoff Returns: 26 returns/745 yards/2 TD

HIGHLIGHTS

- As a senior, ranked in the top-10 nationally in both kickoff returns (7th, 28.7) and punt returns (10th, 14.5)
- Averaged 102.17 all-purpose yards per contest in 2008
- Had a pair of kickoff return touchdowns as a senior
- Holds the UCF and Conference USA career records with 1,304 punt return yards, a sum that ranks 19th in NCAA history
- Returned a program-record three punt returns for touchdowns
- Also finished career as UCF's leader in interceptions with 16
- ESPN.com All-America First Team (2008)
- *Sports Illustrated* All-America First Team (2008)
- Walter Camp All-America Second Team (2008)

- Conference USA Special Teams Player of the Year (2008)
- Eight-time first-team All-C-USA pick
- Football Writers Association of America Freshman All-America First Team (2005)
- CollegeFootballNews.com Freshman All-American (2005)
- Rivals.com Freshman All-America First Team (2005)
- *The Sporting News* Freshman All-America Third Team (2005)


24
Kevin SMITH

first-team all-american

Career Stats
Rushing: 905 carries/4,679 yards/45 TD

Highlights

- Established 17 school rushing records, including career bests for carries (905), yardage (4,679), touchdowns (45) and 100-yard games (22)
- Rushed for 2,567 yards in 2007, which at the time ranked second in NCAA Football Bowl Subdivision history behind Barry Sanders
- In 2007, established NCAA FBS single-season records with 450 rushes and 13 100-yard performances
- Finished his career with 4,679 yards, the most in the state of Florida's history
- Became the first player in the state of Florida history to rush for more than 2,000

yards in a season (2007)

- Guided the Knights to a pair of bowl game appearances and the 2007 Conference USA Championship
- 2007 Consensus All-America selection
- Associated Press All-America First Team (2007)
- CBSSports.com All-America First Team (2007)
- ESPN.com All-America First Team (2007)
- Football Writers Association of America All-America First Team (2007)
- *The Sporting News* All-America First Team (2007)
- SportsIllustrated.com All-America First Team (2007)
- Walter Camp All-America First Team (2007)
- Finished eighth in the Heisman Trophy balloting in 2007
- Charity Sports Dinner National Player of the Year (2007)
- Conference USA Offensive Player of the Year (2007)
- Conference USA Freshman of the Year (2005)



Big 12 Conference
First Team

2023 – Javon Baker, WR
2023 – Tre'mon Morris-Brash, DE

Second Team

2023 – Jason Johnson, LB

Honorable Mention

2023 – John Rhys Plumlee, QB
2023 – RJ Harvey, RB
2023 – Kobe Hudson, WR
2023 – Lokahi Pauole, OL
2023 – Tylan Grable, OL
2023 – Xavier Townsend, KR/PR
2023 – Malachi Lawrence, DE
2023 – Lee Hunter, DT
2023 – Corey Thornton, DB
2023 – Demari Henderson, DB
2023 – Colton Boomer, K

American Athletic Conference
Offensive Player of the Year

2018 – McKenzie Milton, QB
2017 – McKenzie Milton, QB
2013 – Blake Bortles, QB

Defensive Player of the Year

2016 – Shaquem Griffin, LB
2014 – Jacoby Glenn, DB

Rookie of the Year

2015 – Tre'Quan Smith, WR

Coach of the Year

2017 – Scott Frost
2013 – George O'Leary

All-American Athletic Conference
First Team

2022 – Ryan Swoboda, OT
2022 – Lokahi Pauole, OG
2022 – Ricky Barber, DL
2022 – Tre'Mon Morris-Brash, DL
2022 – Jason Johnson, LB
2021 – Big Kat Bryant, DL
2020 – Jaylon Robinson, WR
2020 – Marlon Williams, WR
2020 – Cole Schneider, OL
2020 – Matthew Lee, OL
2020 – Richie Grant, DB
2019 – Gabriel Davis, WR
2019 – Jake Brown, OL
2019 – Richie Grant, DB
2018 – Jake Brown, OL
2018 – Nevelle Clarke, DB
2018 – Nate Evans, LB
2018 – Richie Grant, DB
2018 – Jordan Johnson, OL
2018 – McKenzie Milton, QB
2018 – Cole Schneider, OL
2017 – Jordan Akins, TE
2017 – Aaron Evans, OL
2017 – Kyle Gibson, DB
2017 – Shaquem Griffin, LB
2017 – Mike Hughes, DB
2017 – Jordan Johnson, OL
2017 – Adrian Killins Jr., RB
2017 – McKenzie Milton, QB
2017 – Jamiyus Pittman, DL
2016 – Shaquem Griffin, LB
2014 – Clayton Geathers, DB
2014 – Jacoby Glenn, DB
2014 – Breshad Perriman, WR
2014 – Terrance Plummer, LB
2014 – William Stanback, RB
2013 – Blake Bortles, QB
2013 – Jacoby Glenn, DB
2013 – Storm Johnson, RB
2013 – Jordan McCray, OG
2013 – Justin McCray, OG
2013 – Terrance Plummer, LB

All-American Athletic Conference
Second Team

2022 – Isaiah Bowser, RB
2022 – Matthew Lee, C
2022 – Samuel Jackson, OG
2022 – Ryan O'Keefe, WR
2021 – Divaad Wilson, S
2021 – Lokahi Pauole, OG
2021 – Ryan O'Keefe, WR
2020 – Dillon Gabriel, QB
2020 – Otis Anderson, RB
2020 – Aaron Robinson, DB
2019 – Cole Schneider, OL
2019 – Adrian Killins Jr., RB
2019 – Brendon Hayes, DL
2019 – Nate Evans, LB
2019 – Aaron Robinson, DB

2018 – Gabriel Davis, WR
2018 – Titus Davis, DL
2018 – Brendon Hayes, DL
2018 – Pat Jasinski, LB
2018 – Adrian Killins Jr., RB, KR
2018 – Wyatt Miller, OL
2018 – Matthew Wright, PK
2017 – Chequan Burkett, LB
2017 – Trysten Hill, DL
2017 – Mike Hughes, KR
2017 – Mac Loudermilk, P
2017 – Wyatt Miller, OL
2017 – Tre'Quan Smith, WR
2017 – Matthew Wright, PK
2016 – Shaquill Griffin, DB
2016 – Jamiyus Pittman, DB
2015 – Caleb Houston, P
2014 – Brandon Alexander, DB
2014 – Jaryl Mamea, DT
2014 – Thomas Niles, DE
2014 – Torrian Wilson, OT
2013 – Clayton Geathers, S
2013 – Chris Martin, OT
2013 – Shawn Moffitt, PK
2013 – William Stanback, RB
2013 – J.J. Worton, WR

All-American Athletic Conference
Honorable Mention

2021 – Tatum Bethune, LB
2021 – Cole Schneider, OG
2021 – Marcus Tatum, OT
2020 – Lokahi Pauole, OL
2019 – Otis Anderson, RB
2019 – Nevelle Clarke, DB
2019 – Tre Nixon, WR
2019 – Kenny Turnier, DL
2018 – Michael Colubiale, TE
2018 – Brandon Moore, DB
2016 – Drico Johnson, DB

Conference USA
Offensive Player of the Year

2007 – Kevin Smith, TB (media)

Defensive Player of the Year

2012 – Kemal Ishmael, DB

2010 – Bruce Miller, DE

2009 – Bruce Miller, DE

Freshman of the Year

2010 – Jeff Godfrey, QB

2005 – Kevin Smith, TB

Special Teams Player of the Year

2012 – Quincy McDuffie, KR

2008 – Joe Burnett, PR/KR

Coach of the Year

2010 – George O'Leary

2007 – George O'Leary

(coaches, media)

2005 – George O'Leary

All-C-USA First Team

2012 – Troy Davis, DL
2012 – Kemal Ishmael, DB
2012 – Quincy McDuffie, KR
2012 – Latavius Murray, RB
2012 – Jordan Rae, OL
2012 – J.J. Worton, PR
2011 – Josh Robinson, DB
2011 – Rannell Hall, KR
2010 – Kemal Ishmael, DB
2010 – Quincy McDuffie, KR
2010 – Bruce Miller, DE
2010 – Jah Reid, OL
2010 – Josh Robinson, DB
2009 – Jarvis Geathers, DL
2009 – Cory Hogue, LB
2009 – Bruce Miller, DL
2009 – Jah Reid, OL
2008 – Joe Burnett, DB/KR/PR
2008 – Sha'reff Rashad, DB
2007 – Joe Burnett, DB/PR
(coaches, media)
2007 – Michael Buscemi, LS
(coaches, media)
2007 – Leger Douzable, DL
(coaches, media)
2007 – Josh Sitton, OL (media)
2007 – Kevin Smith, TB
(coaches, media)
2007 – Kyle Smith, OL (media)
2006 – Joe Burnett, PR
2006 – Mike Sims-Walker, WR
2005 – Joe Burnett, DB/PR
2005 – Paul Carrington, DE
2005 – Cedric Gagne-Marcoux, OL

All-C-USA Second Team

2012 – Blake Bortles, QB
2012 – A.J. Bouye, CB
2012 – Torrian Wilson, OL
2011 – Nick Pieschel, OL
2011 – Charley Hughlett, LS
2010 – Charley Hughlett, LS
2010 – Darius Nall, DE
2010 – Ronnie Weaver, RB
2009 – Josh Robinson, DB
2009 – Torell Troup, OL
2008 – Patrick Brown, OL
2008 – Bruce Miller, DL
2008 – Torell Troup, DL
2007 – Bruce Miller, DE (media)
2007 – Sha'reff Rashad, DB
(coaches, media)
2007 – Keith Shologan, DL
(coaches)
2007 – Josh Sitton, OL (coaches)
2007 – Kyle Smith, OL (coaches)
2006 – Joe Burnett, DB
2006 – Michael Buscemi, LS
2006 – Leger Douzable, DL
2006 – Kevin Smith, TB
2005 – Darcy Johnson, TE
2005 – Brandon Marshall, WR
2005 – Kevin Smith, TB
2005 – Mike Sims-Walker, WR

All-C-USA Third Team

2006 – Leger Douzable, DL (media)
2006 – Kevin Smith, TB (media)

C-USA Honorable Mention

2012 – Rannell Hall, WR
2012 – Jordan McCray, OL
2012 – Justin Tukes, TE
2011 – Theo Goins, OL
2011 – Jordan Rae, OL
2011 – Adam Nissley, TE
2011 – Victor Gray, DL
2011 – Kemal Ishmael, DB
2010 – Derrick Hallman, LB
2010 – Adam Nissley, TE
2010 – Nick Pieschel, OL
2010 – Brian Watters, WR
2010 – David Williams, DL
2010 – Josh Robinson, PR
2009 – Derrick Hallman, LB
2009 – Brynn Harvey, RB
2009 – Brett Hodges, QB
2009 – Charley Hughlett, SN
2009 – Lawrence Young, LB
2008 – Derrick Hallman, LB
2008 – Johnell Neal, DB
2008 – Jason Venson, DB
2008 – Lawrence Young, LB
2007 – Parick Brown, OL (coaches)
2007 – Mike Merritt, TE (coaches)
2007 – Bruce Miller, DE (coaches)
2007 – Michael Torres, PK (coaches)
2007 – Curtis Francis, KR (coaches)
2007 – Jason Venson, DB (coaches)

C-USA All-Freshman Team

2012 – Deion Green, DL
2012 – Breshad Perriman, WR
2011 – Blake Bortles, QB
2011 – Torrian Wilson, OL
2011 – J.J. Worton, WR
2011 – Troy Gray, LB
2011 – Clayton Geathers, DB
2011 – Rannell Hall, KR
2010 – Jeff Godfrey, QB
2010 – Victor Gray, DL
2010 – Jordan McCray, OL
2010 – Justin McCray, OL
2010 – Jordan Ozerites, DB
2009 – Theo Goins, OL
2009 – Josh Robinson, DB
2008 – Brynn Harvey, RB
2008 – Charley Hughlett, LS
2007 – Derrick Hallman, LB
(coaches, media)
2007 – Bruce Miller, DE
(coaches, media)
2007 – Darius Nall, LB (coaches)
2007 – Jah Reid, OL
(coaches, media)
2006 – Jeramy DeVane, OL
(coaches)
2005 – L.J. Anderson, OL
2005 – Patrick Brown, OL
2005 – Joe Burnett, DB/PR
2005 – Jordan Richards, LB
2005 – Kevin Smith, TB
2005 – Jason Venson, DB

Mid-American Conference
All-MAC First Team

2003 – Atari Bigby, DB
2002 – Atari Bigby, DB
2002 – Elton Patterson, DL
2002 – Asante Samuel, DB

All-MAC Second Team

2003 – Matt Prater, P
2002 – Ryan Flinn, P
2002 – Jimmy Fryzel, WR
2002 – Doug Gabriel, WR

Academic
American Athletic Conference All-
Academic Team

2021 – Allan Adams OL, Matthew Alexander DL, Bryson Armstrong LB, Karlis Bailey-Vice LB, Christopher Bowerfind LS, Isaiah Bowser RB, Davonte Brown DB, Quadric Bullard DB, Ryker Casey PK, Kervins Choute DL, Trillion Coles RB, Josh Cox OL, Andrew Dickson WR, Garrett French TE, Derek Gainous DB, RJ Harvey RB, Alec Holler TE, Max Holler TE, Samuel Jackson, Ah'Mare Lee DB, Dyllon Lester DB, Chidoziri Maghiro OL, Zach March Wojan, Stephen Martin WR, Adrian Medley OL, Anthony Montalvo DL, Thomas Mosier LB, Parker Montalvo DL, Ryan O'Keefe WR, Daniel Obarski PK, Joe Rahal LS, Mark Anthony Richards RB, Paul Rubelt OL, Cullen Smith WR, Alex Ward LS
2020 – Allan Adams OL, Ke'von Ahmad WR, Emmanuel Appiah-Takyi DB, Patrick Barnett OL, Brett Bell OL, Tatum Bethune LB, Nate Brady OL, Davonte Brown DB, Quadric Bullard DB, Dererk Burns LB, Josh Celisarc DL, Kervins Choute DL, Trillion Coles RB, Keenan Cupit LB, Kalia Davis DL, Garrett French TE, Dillon Gabriel QB, Derek Gainous DB, Eriq Gilyard LB, Noah Hancock DL, Justin Hodges DB, Max Holler TE, Jeremiah Jean-Baptiste LB, Samuel Jackson OL, Alan Kervin P, Dyllon Lester DB, Mike Lofton OL, Zach Marsh-Wojan TE, Stephen Martin WR, Zamari Maxwell DB, Daniel McCullon DB, Jermain McMillian DB, Anthony Montalvo DL, Quade Mosier LB, Parker Navarro QB, Ryan O'Keefe WR, Daniel Obarski PK, Andrew Osteen P, Jon Powell DB, Jaylon Robinson WR, Zach Rodriguez LB, Paul Rubelt OL, Cade Sams WR, Alex Swenson DB, Marcus Tatum OL, Bentavious Thompson RB, Alex Ward LS, Divaad Wilson DB, Landon Woodson DL
2019 – Kyle Back OL, Kyle Benkel WR, Elijah Benoit DB, Tatum Bethune LB, Tyrese Black DL, Davonchae Bryant DL, Austin Camden DL, Mason Cholewa DL, Trillion Coles RB, Antwan Collier DB, Jason Colubiale WR, John Cooper TE, Dallaz Corbett DL, Kalia Davis DL, Darius East LB, Dillon Gabriel QB, Derek Gainous DB, Eriq Gilyard LB, Cam Goode DL, Tay Gowan DB, Richie Grant DB, Noah Hancock DL, Alex Harris WR, Jacob Harris WR, Alec Holler TE, Jeremiah Jean-Baptiste LB, Quadry Jones QB, Samuel Jackson OL, Alan Kervin P, Matthew Lee OL, Dyllon Lester DB, Chidoziri Maghiro OL, Greg McCrae RB, Jermaine McMillian DB, Josh McMullen OL, Adrian Medley OL, McKenzie Milton QB, Eric Mitchell LB, Anthony Montalvo DL, Brandon Moore DB, Steven Moss LB, Tre Nixon WR, Daniel Obarski PK, Ryan O'Keefe WR, Lokahi Pauole OL, Jalen Pinkney DL, CJ Reeves DL, Aaron Robinson DB, Jaylon Robinson WR, Cole Schneider OL, Ike Walker OL, Alex Ward LS
2018 – Otis Anderson RB/WR, Dylan Barnes PK, Lamarius Benson OL, Davonchae Bryant DL, Austin Camden DL, Dedrick Canady DL, Randy Charlton DL, Mason Cholewa DL, Nevelle Clarke DB, Antwan Collier DB, Edward Collins OL, Chris DeLoach TE, Darius East LB, Nate Evans LB, Derek Gainous DB, Jonathan Gebka DB, Eriq Gilyard LB, Richie Grant DB, Trey Green DB, Alex Harris WR, Jacob Harris WR, Alec Holler TE, Tyler Hudanick OL, Jordan Johnson OL,



Kenyon Johnson WR, Samuel Jackson OL, Caden Larkin DB, Dyllon Lester DB, Chidoziri Maghiro OL, Greg McCrae RB, Jermaine McMillian DB, McKenzie Milton QB, Anthony Montalvo DL, Stevn Moss LB, Tre Nixon WR, Andrew Osteen P, CJ Reeves LB, Eric Seidelman OL, Randy Shannon LB, Kenny Turnier DL, Alex Ward LS, Tyler Williams TE, Landon Woodson DL
 2017 – Dylan Barnas PK, Kyle Benkel WR, Mason Cholewa DL, Antwan Collier DB, Joey Connors DL, Kalia Davis LB, Titus Davis LB, Chavis Dickey OL, Nate Evans LB, Jonathan Gebka DB, Nader Golshahr PK, Jacob Harris WR, Brendon Hayes DL, Jared Hollander PK, Pat Jasinski LB, Jordan Johnson OL, Keenan Johnson DB, Chris Johnson DB, Sterling Jones LB, Canton Kaumatule DL, Samuel Jackson OL, Adrian Killins Jr. RB, Christian Lezzer LB, Monterious Loggins LB, Mac Loudermilk P, Zamari Maxwell DB, Greg McCrae RB, Wyatt Miller OL, McKenzie Milton QB, Steven Moss LB, Josh Odigie DL, T.J. Pitts LB, Jon Powell DB, Tristan Reaves WR, Anthony Roberson TE, Randy Shannon Jr. LB, Cam Stewart WR, Wyatt Swanson LB, Bentavious Thompson RB, Alex Ward SN, A.J. Wooten DL, Matthew Wright PK, Jeremiah Zio DL
 2016 – Mason Bedell, Kyle Benkel WR, Nevelle Clarke DB, Rory Coleman DL, Michael Colubiale TE, Joey Connors DL, Gary Demarest LB, Luke Ebbesmeyer WR, Aaron Evans OL, Raeder Frantzen DL, Nader Golshahr WR, Richie Grant DB, Alex Harris WR, Tyler Harris QB, Tate Hernly, Caleb Houston P, Pat Jasinski LB, Chris Johnson DB, Kelton Johnson, Max Kligman, Chris Larsen TE, Christian Lezzer, Mac Loudermilk P, Josh Maisel WR, Gage Marsil SN, Taj McGowan RB, Mark Miller OL, Wyatt Miller OL, Josh Odigie OL, Caleb Perez SN, Jamiyus Pittman DL, Sean Pratt QB, Jason Rae OL, Tristan Reaves WR, Anthony Roberson TE, Jacques Session, Randy Shannon Jr., Tre'Quan Smith WR, Charles Sprenkel OL, Cam Stewart WR, Wyatt Swanson LB, Samuel Turner, Michael Willett RB, Dontravious Wilson RB, A.J. Wooten DL, Matthew Wright PK
 2015 – Luke Adams DL, Micah Anderson DL, Cal Bloom TE, Chester Brown OL, Michael Campbell OL, Kyle Coltraine WR, Michael Colubiale TE, Donald De La Haye PK, Pete DiNovo WR, Gary Demarest LB, Jamari Fye WR, Joey Grant OL, Tyler Harris QB, Brendon Hayes DL, Tate Hernly OL, Justin Holman QB, Caleb Houston P, Tyler Hudanick OL, Daron Humphrey RB, Alex Hunt LB, Pat Jasinski LB, Chris Larsen TE, Mac Loudermilk P, Robert Lucas, Josh Maisel WR, Gage Marsil

SN, Mario Mathis LB, Eric McFarlin, Mark Miller OL, Wyatt Miller OL, T.J. Mutcherson DB, Tre Neal DB, Taylor Oldham WR, Caleb Perez SN, Eno Pierre-Louis, Jason Rae OL, Justin Rae OL, Tristan Reaves WR, Bo Schneider QB, Brandon Scott DB, Charles Sprenkel OL, Stanly Sylverain DL, Colby Watson OL, Matthew Wright PK
 2014 – Luke Adams DL, Demetris Anderson DL, Sean Beckton DB, Cal Bloom TE, Chester Brown OL, Chequan Burkett LB, Michael Campbell OL, Kyle Coltraine WR, Joey Connors DL, Tarik Cook OL, Gary Demarest HB, Pete DiNovo QB, Aaron Evans OL, Jordan Franks LB, Sean Galvin PK, Clayton Geathers DB, Joey Grant OL, Deion Green DL, Tyler Harris QB, Jared Henry DB, Tate Hernly OL, Justin Holman QB, Caleb Houston P, Alex Hunt LB, Chris Johnson WR, Chris Larsen OL, Mac Loudermilk P, Mario Mathis HB, Kevin Miller TE, Wyatt Miller OL, Tarik Milner OL, Shawn Moffitt PK, Tre Neal DB, Thomas Niles DL, Jordan Ozerities DB, Joey Puopolo HB, Jason Rae OL, Tristan Reaves WR, Josh Reese WR, Maurice Russell LB, Trace Ryan WR, Tre'Quan Smith WR, Charles Sprenkel OL, Stanley Sylverain DL, Scott Teal LS, Cedric Thompson HB, Justin Tukus TE, Michael Willett RB, Jackie Williams WR, Torrian Wilson OL, Matthew Wright PK
 2013 – Luke Adams DL, Brandon Alexander DB, Demetris Anderson DL, Micah Anderson DL, Sean Beckton, DB, Cal Bloom TE, Chester Brown OL, Tarik Cook OL, Jeremy Davis DB, Pete DiNovo QB, Jacoby Glenn DB, Joey Grant OL, Deion Green DL, Rannell Hall WR, Jared Henry DB, Justin Holman QB, Caleb Houston P, Daron Humphrey RB, Drico Johnson DB, D.J. Killings DB, Gage Marsil LS, Kevin Miller TE, Shawn Moffitt PK, Breshad Perriman WR, Terrance Plummer LB, Rodrigo Quirarte PK, Cody Ralston LB, Andrew Rice DL, Domenic Spencer LB, Stanley Sylverain DL, J.J. Worton WR

C-USA All-Academic Team

2012 – Ray Shipman, LB
 2011 – Josh Linam, LB
 2010 – Josh Linam, LB
 2009 – Rocky Ross, WR
 2007 – Sha'reff Rashad, DB
 2006 – Sha'reff Rashad, DB

ESPN The Magazine/CosIDA Academic All-America First Team

2007 – Keith Shologan, DT

ESPN The Magazine/CosIDA Academic All-America Second Team

2012 – Lyle Dankenbring, DB
 2009 – Rocky Ross, WR
 2001 – Ricot Joseph, DB

ESPN The Magazine/CosIDA Academic All-District

2021 – Derek Gainous, DB
 2015 – Luke Adams, DL
 2015 – Caleb Houston, P
 2012 – Lyle Dankenbring, DB
 2011 – Josh Linam, LB
 2010 – Josh Linam, LB
 2009 – Rocky Ross, WR
 2009 – Alex Thompson, LB
 2008 – Alex Thompson, LB
 2007 – Sha'reff Rashad, DB
 2007 – Rocky Ross, WR
 2007 – Keith Shologan, DT
 2005 – Sha'reff Rashad, DB
 2002 – Jimmy Fryzel, WR
 2001 – Ricot Joseph, DB
 1995 – Chris Tabscott, OL
 1986 – Kurt Gwynne, OL
 1981 – Ron Johnson, DB
 1980 – Mike Carter, TE
 1980 – Ron Johnson, DB
 1980 – Mike Stapp, TB

Senior CLASS Award

2017 – Shaquem Griffin, LB

ALEX WARD

Long Snapper – 2022
Phil Steele



Alex Ward appeared in all 14 games for the Knights in the 2022 season. In his sixth and final season with UCF, Ward was a finalist for the Mannelly Award for the second year in a row. Ward was invited to the 2023 Senior Bowl and he received an invite to the 2023 NFL Combine.

ALEX WARD

Long Snapper – 2021
Phil Steele



Alex Ward appeared in all 13 games for the Knights in the 2022 season. In his fifth season with the Knights, Ward was a finalist for the Mannelly Award. In the 2022 season, Ward recorded a fumble recovery on a muffed punt against Memphis.

DILLON GABRIEL

Quarterback – 2019
Pro Football Focus (Freshman)



Dillon Gabriel played in all 13 games for the Knights in the 2019 season, starting in 12 of them. Gabriel helped lead the Knights to a 10-3 season, guiding a Knights offense that ranked second nationally in total offense (540.5), fifth in scoring (43.3) and eight in passing (316.7). Gabriel set the UCF freshman record for passing yards in a season with 3,653 which also ranked 13th nationally.

RICHIE GRANT

Defensive Back – 2020
Phil Steele



Richie Grant led the Knights with 72 tackles and three interceptions in a shortened senior season due to the COVID-19 pandemic. In addition to a third straight year of first-team all-conference honors, Grant added honorable mention All-America accolades from Phil Steele in 2020. He was a finalist for the Jim Thorpe Award, adding 3.5 tackles for loss, a sack and six pass break-ups as a senior. His two fumble recoveries on the season ranked second in the league and 12th in the nation. Grant was picked 40th in the second round of the 2020 NFL Draft by the Atlanta Falcons.

MATTHEW LEE

Offensive Line – 2020
The Athletics (freshman)



Matthew Lee earned freshman All-America honors from The Athletic after starting all 10 games at center for UCF's high-powered offense as a redshirt freshman in 2020. Lee helped the Knights offense set a program record with 568.1 yards of offense per game and earned first-team all-conference honors along the way.

MARLON WILLIAMS

Wide Receiver – 2020
Pro Football Focus, Phil Steele



Marlon Williams was among the nation's elite receivers in 2020, leading the Knights with 71 catches, 1,039 yards and 10 touchdowns in just eight games during the COVID-19 shortened season. Williams had five games of 100 or more yards receiving to earn honorable mention All-America honors from Phil Steele and third-team All-America accolades from Pro Football Focus. A first-team all-conference honoree, Williams led the league and ranked third in the nation with 8.9 receptions per game, was fifth in the nation with 129.9 receiving yards per game, and was seventh with 10 touchdown receptions.

GABRIEL DAVIS

Wide Receiver – 2019
Pro Football Focus, Phil Steele



Gabriel Davis set a new UCF record with 1,241 receiving yards in 2019, hauling in 72 catches and 12 receiving touchdowns. He earned third-team All-America honors from Pro Football Focus and honorable mention All-America accolades from Phil Steele. Davis finished his career as a Knight with 23 receiving scores, which ranks second all-time. He also totaled 2,447 career yards and 152 career receptions with eight games of 100 or more receiving yards.

NATE EVANS

Linebacker – 2019
Phil Steele



Nate Evans earned all-conference honors from the American Athletic Conference in both his junior and senior seasons, garnering honorable mention All-America honors from Phil Steele as a senior in 2019. Evans led UCF with 112 tackles in 2019, ranking second in the AAC with 8.6 stops per game. He added 13 tackles for loss, seven hurries, a sack and a fumble recovery.

OTIS ANDERSON

Punt Returner – 2019
Phil Steele



Otis Anderson earned honorable mention All-America from Phil Steele as a punt returner. As a junior in 2019, Anderson returned 21 punts for 277 yards, ranking sixth in the nation with 13.2 yards per return. He returned one punt for 87 yards and a touchdown against Pittsburgh. Anderson also led the Knights in rushing in 2019 with 726 yards on the ground.

AARON ROBINSON

Defensive Back – 2019
Pro Football Focus



Aaron Robinson excelled in the nickelback role as a junior in 2019, earning honorable mention All-America honors from Pro Football Focus. Robinson made 54 tackles with 5.5 tackles for loss and had 10 pass break-ups with three interceptions. He was a second-team all-conference selection in The American after also recording one hurry and one forced fumble.

GREG MCCRAE

Running Back – 2018
Pro Football Focus



Greg McCrae had a historic season as a sophomore in 2018, totaling 1,182 rushing yards on 133 attempts, the fourth most yards in a single season in UCF history. His 8.9 yards per carry average destroyed the Knights record for single-season averaged and ranked second in the nation. He added nine rushing touchdowns and 10 total scores, topping 100 yards in a game three times on the season to earn honorable mention All-America honors from Pro Football Focus.

RICHIE GRANT

Defensive Back – 2018
Pro Football Focus



Richie Grant earned honorable mention All-American accolades from Pro Football Focus after leading UCF and ranking third in the nation with six interceptions. Grant added a team-high 109 tackles and three forced fumbles en route to receiving first-team all-conference honors from The American.

COLE SCHNEIDER

Offensive Lineman – 2018
USA Today (freshman)



Cole Schneider played in all 13 games as a redshirt freshman for the Knights in 2018, starting nine on the offensive line. He helped lead a UCF rushing attack that set new school records of 3,448 rushing yards, 265.2 rushing yards per game, 43 rushing touchdowns and 5.8 yards per carry.

SHAQUEM GRIFFIN

Linebacker – 2017
Phil Steele, AFCA



The linebacker finished out his outstanding career with his second of back-to-back impressive campaigns at UCF, earning Second Team All-America honors from the AFCA and Fourth Team accolades from Phil Steele. Griffin, who led the Knights with 13.5 tackles-for-loss and 7.0 sacks, was also a unanimous First Team All-Conference selection and the 2016 American Athletic Conference Defensive Player of the Year. Griffin was named the Jason Witten Collegiate Man of the Year, earned the Senior CLASS Award and collected the Uplifting Athletes Rare Disease Champion Award.

MIKE HUGHES

Return Specialist – 2017
FWAA, Phil Steele, CBS Sports



In just one season with the Knights, Mike Hughes made an impact. The defensive back and return specialist was named Second Team All-America by the FWAA, Phil Steele and CBS Sports. He was a First Team All-Conference selection as a defensive back and a second team honoree as a returner. Hughes finished the year with 49 tackles and led the Knights with 11 pass break-ups and four interceptions. He became the only UCF player to return an interception, a kickoff and a punt for a touchdown in a career, and he did it in one season.

MCKENZIE MILTON

Quarterback – 2017
Phil Steele



McKenzie Milton enjoyed one of the best seasons in UCF history in 2017, earning Fourth Team All-America honors from Phil Steele after setting or tying 14 single-season and single-game program records. Milton was named First Team All-Conference, The American Offensive Player of the Year and the Archie Griffin National Player of the Year. Milton was second in the nation in passing efficiency (179.3) and was in the Top 10 in 10 different categories. Finishing eighth in the Heisman voting, Milton was also a finalist for the Manning National Quarterback of the Year Award.


TRE'QUAN SMITH

Wide Receiver – 2017
Phil Steele



Following yet another impressive performance on the field, Tre'Quan Smith earned Fourth Team All-America honors from Phil Steele as a redshirt junior in 2017. Smith, a former Freshman of the Year in The American, earned Second Team All-Conference honors after hauling in 59 catches for 1,171 yards and 13 touchdowns.

JACOBY GLENN

 Defensive Back – 2014
Associated Press, Phil Steele



Selected to the prestigious AP All-America Team in 2014, Jacoby Glenn was named to the second team thanks to seven interceptions, 11 break-ups and 48 tackles. He also was on Phil Steele's All-America Fourth Team, and was the AAC Co-Defensive Player of the Year.

CHAVIS DICKEY

 Offensive Lineman – 2014
CollegeFootballNews.com (freshman)



Chavis Dickey became UCF's first true freshman to start on the o-line since 2006, starting 12 games at RT. He went on to earn CollegeFootballNews.com Freshman All-America honorable mention status.

BLAKE BORTLES

 Quarterback – 2013
Sports Illustrated


UCF's first quarterback since Daunte Culpepper to be on an All-America list, Blake Bortles received honorable mention status from *Sports Illustrated*. The hometown kid from Oviedo led the Knights to a 12-1 record, a No. 10 ranking and a victory in the Fiesta Bowl. Bortles went 259-for-382 with 25 touchdowns.

JACOBY GLENN

 Defensive Back – 2013
FWAA (freshman), CollegeFootballNews.com (freshman)



Tying for second in school history with 15 break-ups, Jacoby Glenn was named to the FWAA freshman squad and as a CollegeFootballNews.com freshman honorable mention choice. He also posted 52 tackles, two sacks and two picks.

SHAWN MOFFITT

 Placekicker – 2013
Sports Illustrated



Shawn Moffitt received honorable mention All-American status from *Sports Illustrated* after setting the school mark with 21 field goals and a 91.3 percentage (21-for-23). The Lou Groza Award semifinalist led the team with 112 points and was 49-for-49 in extra points.

TERRANCE PLUMMER

 Linebacker – 2013
Sports Illustrated



Middle linebacker Terrance Plummer was a *Sports Illustrated* Honorable Mention All-American in 2013, pacing UCF with 110 tackles. The Tostitos Fiesta Bowl Defensive MVP hauled in two interceptions while collecting 8.5 tackles for loss.

WILLIAM STANBACK

 Running Back – 2013
CollegeFootballNews.com (freshman)


As a true freshman, William Stanback was an honorable mention freshman choice by CollegeFootballNews.com. Ran for 443 yards on 105 carries with six touchdowns, and also had 15 receptions for 186 yards and a score.

QUINCY MCDUFFIE

 Kick Returner – 2012
Sports Illustrated


Selected as *Sports Illustrated's* First-Team All-American kick returner, Quincy McDuffie also was the C-USA Special Teams Player of the Year. He led the nation with a 34.24 average, which set the UCF single-season record as well. McDuffie tied the school mark with three TDs, highlighted by matching an NCAA record with two in one game.

J.J. WORTON

 Wide Receiver – 2011
CollegeFootballNews.com (freshman)



J.J. Worton completed 2011 as one of the top freshman WRs in UCF history. Earning CollegeFootballNews.com Freshman All-America Honorable Mention status, he set a then-UCF freshman record with 41 receptions and racked up a team-high 531 yards with four scores.

JEFF GODFREY

 Quarterback – 2010
CollegeFootballNews.com (freshman), Phil Steele (freshman)



The Conference USA Freshman of the Year guided the Knights to the C-USA title and an AutoZone Liberty Bowl victory over Georgia. Godfrey paced all freshmen quarterbacks by completing 66.8 percent of his passes, while also ranking second with a 154.31 efficiency rating and 10 rushing touchdowns. He threw for 13 TDs and 2,159 yards. On the ground, he racked up 566 yards to set a UCF QB single-season record.

QUINCY MCDUFFIE

 Kick Returner – 2010
CBS Sports, Rivals.com



In 2010, McDuffie earned CBS Sports and Rivals.com All-America Second Team honors, as well as a spot on the All-Conference USA First Team, after ranking second nationally in kickoff returns at 32.19 yards per return. He concluded the year with 869 return yards and two touchdowns.

JOSH ROBINSON

 Defensive Back – 2009
CollegeFootballNews.com (freshman), FWAA (freshman), Phil Steele (freshman), The Sporting News (freshman)


Josh Robinson set a UCF record with six interceptions as a freshman, leading all true freshmen nationally and tying for the most of any freshman. His 14 passes defended made him the only true freshman in the NCAA's top 100.

JOE BURNETT

 Kick/Punt Returner – 2008
ESPN.com, Sports Illustrated, Walter Camp


Joe Burnett was the only player in the nation to rank in the top-20 in both kickoff (7th, 28.7) and punt returns (10th, 14.5), and led C-USA in both categories. He had a pair of kickoff return scores and finished 19th in NCAA history in career punt return yards.

KEVIN SMITH

 Tailback – 2007
Associated Press, CBSsports.com, Collegefootballnews.com, ESPN.com, FWAA, NFL Digest, Phil Steele's, Rivals.com, The Sporting News, SportsIllustrated.com, Walter Camp


Kevin Smith's 2007 campaign was one of the finest in NCAA history. The tailback finished his junior year with 2,567 rushing yards and 30 total TDs (29 rushing). His single-season rushing effort was the second-highest in Football Bowl Subdivision history, trailing only Oklahoma State's Barry Sanders (1989). In addition to leading the country in rushing, he paced the nation in scoring (12.86). A consensus All-American, Smith earned first-team honors from nine organizations: Associated Press, CBSsports.com, Collegefootballnews.com, ESPN.com, Football Writers Association of America, *Phil Steele's*, *The Sporting News*, *SportsIllustrated.com* and *Walter Camp*.

BLAKE CLINGAN

 Punter – 2007
The Sporting News (freshman)


After a solid true freshman campaign, Blake Clingan earned freshman All-America honorable mention status from *The Sporting News*. He posted 59 times, averaging 40.7 yards. Clingan landed 14 punts inside the 20. He was the first true freshman to punt in a game for UCF since 1998.

BRUCE MILLER

 Defensive End – 2007
The Sporting News (freshman)


Bruce Miller appeared in all 14 contests for the Knights in 2007 and earned freshman All-America honorable mention honors. As a redshirt freshman, Miller recorded 38 total tackles. He finished the campaign second on the squad with 7.0 sacks for a loss of 53 yards. The defensive end totaled 9.0 tackles for loss (57 yards).

MICHAEL TORRES

 Placekicker – 2007
CollegeFootballNews.com



Michael Torres garnered honorable mention All-America status from CollegeFootballNews.com as a senior. Torres made 20-of-24 field goals and connected on 50-of-51 extra points. The 50 extra-points were a UCF single-season record (since been broken). From 40 yards or longer, Torres made 7-of-8 field-goal attempts.

JOE BURNETT


 Defensive Back/PR – 2005
CollegeFootballNews.com (freshman), Football Writers Association of America (freshman), Rivals.com (freshman), The Sporting News (freshman)


Joe Burnett garnered freshman All-America honors from several outlets, including first-team recognition from the Football Writers Association of America. As a punt returner, he ranked sixth nationally and led C-USA, averaging 16.5 yards per return. He returned a pair of punts for touchdowns. On defense, Burnett recorded 63 total tackles and five picks.

JASON VENSON

 Defensive Back – 2005
CollegeFootballNews.com (freshman)


Jason Venson made nine starts as a redshirt freshman in 2005 and was named a third-team freshman All-American by CollegeFootballNews.com. Venson led the team with 85 tackles. He also had three interceptions, two forced fumbles and five break-ups. In the Sheraton Hawaii Bowl against Nevada, Venson recorded seven total tackles and a pick.

MATT PRATER



Punter – 2003
Sports Illustrated.com

After serving as UCF's placekicker the previous year, Matt Prater added punting to his duties in 2003 and earned Sports Illustrated.com All-America honorable mention recognition. The sophomore led the nation and set a new UCF and MAC record with a 47.9 yards per punt average. In UCF's opener at Virginia Tech, Prater punted six times for 334 yards. His 55.7 punt average set a school record.

MATT PRATER


Placekicker – 2002
The Sporting News (freshman)

Matt Prater garnered freshman All-America honors from *The Sporting News* as a true freshman in 2002. He made 14-of-21 field-goal attempts on the year. In his first collegiate game, Prater hit three field goals at Penn State. He connected on a season-high 53-yard kick against the Nittany Lions. Prater also made 44-of-47 extra-point attempts and finished the season with 86 points, which ranked ninth in the Mid-American Conference.

OMAR LAURENCE


Defensive Back – 2002
The Sporting News (freshman)

After appearing in nine contests as a redshirt freshman, Omar Laurence received honorable mention status when *The Sporting News* announced its freshman All-America squads. Laurence was sixth on the Knights with 56 tackles. He recorded 44 solo stops. During the season, Laurence also registered six break-ups during the campaign.

STEVE EDWARDS



Offensive Lineman – 2001
Football News

Steve Edwards had a strong senior campaign in 2001 and was an honorable mention All-America pick by *Football News*. Edwards helped UCF rank eighth nationally in passing offense, averaging 308.3 yards through the air per contest. The Knights were also 40th in total offense (408.82 yards per game) and 31st in scoring offense.

RASHAD JEANTY



Defensive End – 2001
*Football News (freshman),
The Sporting News (freshman)*

As a true freshman, Rashad Jeanty made a quick impact and earned second-team freshman All-America honors from *Football News* and third-team freshman recognition from *The Sporting News*. Jeanty played in 10 games, making three starts. He finished the season with 58 total tackles. Jeanty had eight tackles behind the line of scrimmage and four sacks for a loss of 14 yards.

ALEX HAYNES



Tailback – 2001
The Sporting News (freshman)

In only nine contests as a redshirt freshman, Alex Haynes was named a fourth-team freshman All-America pick by *The Sporting News*. Haynes carried the ball 140 times and rushed for 690 yards with nine touchdowns. He rushed for more than 100 yards in four games and scored a school-record four TDs against Tulane.

ELTON PATTERSON


Defensive End – 2001
Football News

As a junior, Elton Patterson finished the year with 85 tackles and was an honorable mention All-America pick by *Football News*. Patterson had 9.0 sacks for 47 yards lost and totaled 21 tackles for loss. He tied for sixth nationally with five forced fumbles. Patterson also registered 25 quarterback hurries and broke up a pair of pass plays.

DAUNTE CULPEPPER


Quarterback – 1998
*Football News, NFL Draft
Report, Playboy, The Sports Network*

A spectacular senior season helped Daunte Culpepper garner first-team All-America honors from the *NFL Draft Report* and *The Sports Network* and honorable mention recognition from *Football News* and *Playboy*. Culpepper completed a school-record 296 passes for 3,690 yards with 28 scores. He recorded seven 300-yard passing games for the Knights and set a school record with a .017 interception-to-attempt ratio.

DAUNTE CULPEPPER


Quarterback – 1997
Football News, NFL Draft Report

As a junior in 1995, Daunte Culpepper garnered All-America first team status from the *NFL Draft Report* and honorable mention honors from *Football News*. He finished fourth in the nation in total offense with an average of 320 yards per game. Culpepper also ranked 15th nationally in passing efficiency (146.91). During the course of the season, he set 15 school records. He passed for 3,086 yards with 25 scores. Additionally, he rushed 136 times for 438 yards with five scores.

DAUNTE CULPEPPER



Quarterback – 1995
Poor Man's Guide to the NFL Draft

Following his freshman campaign, Daunte Culpepper was a third team All-America pick by the *Poor Man's Guide to the NFL Draft*. In 1995, he completed 168-of-294 passes for 2,071 yards and 12 touchdowns. He concluded the campaign 28th nationally in passing efficiency (122.9). Culpepper also rushed for five touchdowns.

MARQUETTE SMITH


Tailback – 1995
Football Gazette

Marquette Smith had an incredible 1995 as he earned second team All-America honors from the *Football Gazette*. During the year, he rushed for a then school-record 1,511 yards on 274 carries. Smith had nine 100-yard rushing performances in 1995 and found the end zone 14 times.

TODD CLEVELAND


Kick Returner – 1994
The Sports Network

As a senior in 1994, Todd Cleveland was one of the nation's top kick returners and as a result, earned All-America second team honors from *The Sports Network*. Cleveland was third in the country, averaging 31.73 yards per return. He returned three kicks for touchdowns, including an 100-yard return against Bethune-Cookman. Cleveland also had a 99-yard return for a score versus Buffalo.

TRAVIS COOPER

Linebacker – 1994
The Sports Network

After leading the team with 109 tackles, Travis Cooper was an honorable mention All-America pick by *The Sports Network* in 1994. He was the lone UCF player to record more than 100 tackles. The senior posted a team-high 66 solo stops. Cooper had seven tackles for loss (20 yards) and three break-ups.

GREG JEFFERSON


Defensive End – 1994
The Sports Network

Greg Jefferson garnered honorable mention All-America status from *The Sports Network* as a senior. During the 1994 campaign, he totaled 45 tackles. He paced the team with 8.0 sacks for 29 yards. Jefferson also forced a fumble.

CHARLIE PIERCE


Placekicker – 1994
The Sports Network

As a sophomore in 1994, Charlie Pierce was named to *The Sports Network's* All-America First Team. He connected on 14-of-16 field goal attempts. Pierce made 11-straight field goals to conclude the year. Pierce made 47-of-47 extra-point attempts and paced the team with 89 points.

DAVID RHODES


Wide Receiver – 1994
The Sports Network

David Rhodes had a strong senior season in 1994, garnering honorable mention All-America honors from *The Sports Network*. Rhodes registered 62 receptions for 1,075 yards with 11 touchdowns. He ranked 13th nationally in yards per game at 97.73. The wideout also was 24th in the country in receptions per game (5.64).

DAVID RHODES


Wide Receiver – 1993
*Associated Press, Football News, The Sports Network,
Walter Camp*

After a record-breaking junior campaign, David Rhodes was a first team All-America selection by the Associated Press. He also earned second team honors from *Football News*, *The Sports Network* and *Walter Camp*. In 1993, Rhodes set school records for receptions (90) and touchdowns (15). He tallied 1,379 yards. Rhodes finished third nationally in receptions per game (7.09) and fourth in yards per game (105.36).

BOBBY SPITULSKI


Linebacker – 1991
Associated Press

Bobby Spitulski was an Associated Press All-America Third Team pick in 1991. The linebacker appeared in nine games and ranked fourth at UCF with 67 tackles. Spitulski posted 5.0 sacks for 31 yards and paced the squad with 8.0 tackles for loss. He also tied for first on the team with four picks.


STEVE SPEARS

Defensive Lineman – 1988
Football Gazette

Steve Spears was one of two Knights tabbed by the *Football Gazette* as an All-America pick in 1988. Spears was an honorable mention selection. As a senior, Spears recorded 84 total tackles. He posted four tackles for a loss and had one sack. Spears also recorded four fumble recoveries during the year.

DAVE UNDERWOOD

Offensive Lineman - 1988
Football Gazette



Offensive tackle Dave Underwood was a *Football Gazette* All-America Second Team selection as a senior. He helped the Knights total 219 first downs in 1988, compared to 197 for their opponents. UCF averaged 292.2 passing yards that year.

MIKE COAD

Linebacker - 1987
Football News



Mike Coad had a strong senior campaign for the Knights in 1988. He was a *Football News* All-America Second Team pick. He recorded 154 tackles, which ranked second on the squad. Coad tallied 2.5 sacks and a pick. He also added three pass break-ups.

BERNARD FORD

Wide Receiver - 1987
Associated Press, Football News, Kodak



Bernard Ford earned first team All-America honors from *Football News* and Kodak as a senior in 1988. He also garnered second-team recognition from the Associated Press. In 11 contests, Ford totaled 68 receptions for 1,108 yards and 12 touchdowns. He also ran the ball 12 times for 95 yards.

EDDIE O'BRIEN

Placekicker - 1987
Associated Press, Football News, Kodak



A senior in 1987, Eddie O'Brien was named to the *Football News* All-America First Team. He also received second team honors from the Associated Press and Kodak. That year, O'Brien led the Knights with 97 points. He made 20-of-30 field goal attempts.

DARIN SLACK

Quarterback - 1987
Football News



Darin Slack was named to the 1987 *Football News* All-America Second Team as a senior. He guided UCF to a 9-4 mark as the team advanced to the second round of the D-II playoffs. Slack completed 256-of-486 attempts for 3,457 yards. He concluded the season with 28 touchdown tosses.

WYATT BOGAN

Linebacker - 1986
Football News

In 1986, Wyatt Bogan was a *Football News* All-America First Team pick. He paced the team with 143 tackles, including 58 unassisted stops. Bogan recorded four sacks as a junior. He also registered three pass break-ups.

DAN BURKE

Offensive Line - 1981
Associated Press



As a junior in 1981, Dan Burke garnered honorable mention All-America recognition from the Associated Press. He played center and tackle during the year for the Knights.

BILL GIOVANETTI

Linebacker - 1981
Associated Press



Bill Giovanetti was one of three All-America honorable mention picks from UCF in 1981. The junior linebacker ranked second on the squad with 116 total tackles. Giovanetti paced the Knights with four interceptions during the season.

EDDIE JAMES

Linebacker - 1981
Associated Press

Eddie James earned honorable mention All-America honors from the Associated Press in 1981. He led the Knights with 116 total tackles. He also paced the squad with 56 solo stops. James recorded three tackles for loss and also had a pair of fumble recoveries and two pass break-ups for the Knights.

SCOTT RYERSON

Placekicker - 1981
Associated Press



After scoring 62 points in 1981, Scott Ryerson was named to the Associated Press All-America Third Team. The junior converted 18-of-29 field goals and made 8-of-12 extra-point attempts.

The 18 field goals were the most among all kickers in Division II and III. Against Savannah State, Ryerson hit a pair of field goals of 50 yards or better, including a 54-yarder.

TIM KIGGINS

Kick/Punt Returner - 1980
Associated Press

UCF's first All-America selection, Tim Kiggins earned third team honors from the Associated Press in 1980. Kiggins returned 19 kicks for the Knights, averaging 17.6 yards per return. He also averaged 11.8 yards per punt return, which ranked among the top-15 nationally in the statistical category. As a defensive back, Kiggins recorded three interceptions.

SEAN BECKTON
inducted in 2000



Sean Beckton was one of the first football players to be inducted into the UCF Athletics Hall of Fame. Beckton was a standout wide receiver for UCF from 1987-90, setting numerous school records. He finished his career as the school's leader in receptions (196) and career yardage (2,493).

Beckton once scored four touchdowns, four different ways in one game in 1990: catching, throwing, rushing and returning a punt.

SYLVESTER BEMBERY
inducted in 2009



Sylvester Bembery was a four-year standout who helped UCF to the NCAA D-II Playoffs as a senior in 1987. He was the team's Lineman of the Year after making 71 tackles on a defense that held opponents to 67 points all season. As a junior in 1986 he helped UCF to its first winning record since

1979. He continued to play for 11 seasons in the Arena Football League where he won two titles and was named No. 7 in a 2006 compilation of the Top 20 players in AFL history. The Tampa Bay Storm retired his number.

BLAKE BORTLES
inducted in 2021



Growing up just down the street from UCF in Oviedo, Blake Bortles became one of the most recognizable UCF athletes. As a member of the Knights from 2010-2014, Bortles led UCF to many historic wins. In his redshirt-junior season in 2013, Bortles led the charge for the Knights to a 12-1 record capping it off with a Fiesta Bowl victory, where Bortles was named MVP. Bortles was also named American Athletic Conference Player of the Year and selected to the first team. Following the 2013 season, Bortles was named an Honorable Mention All-American by SI.com. Historically, Bortles tallied 7,598 passing yards, 56 touchdowns and 19 interceptions. Bortles was selected in the 2014 NFL Draft in the first round with the third pick by the Jacksonville Jaguars, where he played from 2014-2018. His best season with the Jaguars was in 2015 where he threw for 4,428 yards and 35 touchdowns, both season records for Jacksonville. Following his time with Jacksonville, Bortles held stints with the Los Angeles Rams, Denver Broncos and Green Bay Packers

record capping it off with a Fiesta Bowl victory, where Bortles was named MVP. Bortles was also named American Athletic Conference Player of the Year and selected to the first team. Following the 2013 season, Bortles was named an Honorable Mention All-American by SI.com. Historically, Bortles tallied 7,598 passing yards, 56 touchdowns and 19 interceptions. Bortles was selected in the 2014 NFL Draft in the first round with the third pick by the Jacksonville Jaguars, where he played from 2014-2018. His best season with the Jaguars was in 2015 where he threw for 4,428 yards and 35 touchdowns, both season records for Jacksonville. Following his time with Jacksonville, Bortles held stints with the Los Angeles Rams, Denver Broncos and Green Bay Packers

DAN BURKE
inducted in 2013



The anchor on the offensive line for the first four seasons of the football program, Dan Burke played center and tackle for the Knights from 1979-82. That included starting at center every game his first two seasons. Burke would serve as an AP Honorable Mention All-American in 1981, as well as the Orlando Touchdown Club's Offensive Player of the Year. Following his college career, Burke had stints with the New Jersey Generals and Baltimore Stars of the USFL and the Orlando Predators of the Arena Football League.

the Orlando Touchdown Club's Offensive Player of the Year. Following his college career, Burke had stints with the New Jersey Generals and Baltimore Stars of the USFL and the Orlando Predators of the Arena Football League.

JOE BURNETT
inducted in 2022



A record-setting cornerback and punt return specialist, Joe Burnett played an important role in UCF's early years as a member of Conference USA. As a Knight from 2005-08, Burnett holds several career-high marks including interceptions (16), punt return yards (1,304) and punt returns (96). In his tenure, Burnett became an eight-time all-Conference USA selection with four as a punt returner, three as a defensive back and one as a kick returner. In

2005, Burnett was named to Freshman All-American teams for FWAA, Rivals, College Football News and the Sporting News. As a senior, Burnett received first-team All-American nods from ESPN and Sports Illustrated as the only player in the country to rank in the top-20 in kickoff and punt returns. Burnett played a role in guiding UCF to its first two bowl berths in 2005 and 2007 along with its first conference title in 2007. Following his time at UCF, Burnett was selected in the 2009 NFL Draft by the Pittsburgh Steelers with the 168th overall pick in the 5th round. Burnett spent three seasons with the Steelers, and brief stints with the New York Giants and Jacksonville Jaguars in 2011. He spent several years in the Canadian Football League with the Edmonton Eskimos (2011-14), Calgary Stampeders (2015-17) and the Montreal Alouettes (2018).

2005, Burnett was named to Freshman All-American teams for FWAA, Rivals, College Football News and the Sporting News. As a senior, Burnett received first-team All-American nods from ESPN and Sports Illustrated as the only player in the country to rank in the top-20 in kickoff and punt returns. Burnett played a role in guiding UCF to its first two bowl berths in 2005 and 2007 along with its first conference title in 2007. Following his time at UCF, Burnett was selected in the 2009 NFL Draft by the Pittsburgh Steelers with the 168th overall pick in the 5th round. Burnett spent three seasons with the Steelers, and brief stints with the New York Giants and Jacksonville Jaguars in 2011. He spent several years in the Canadian Football League with the Edmonton Eskimos (2011-14), Calgary Stampeders (2015-17) and the Montreal Alouettes (2018).

DAUNTE CULPEPPER
inducted in 2002



The most recognizable player in UCF history, Daunte Culpepper starred for the Knights for four years. Tabbed as the Sammy Baugh Trophy winner (passer of the year in college football), Culpepper was also voted as The Sports Network's National Co-Player of the Year with Texas' Ricky Williams

in 1998. As a senior in 1999, he set the NCAA single-season record for completion percentage at 73.6, breaking Steve Young's 15-year old mark (71.3). At the end of his UCF career, Culpepper had surpassed the 10,000-yard passing mark and 1,000-yard rushing mark, a feat only achieved twice before in NCAA history. His four-year totals equaled 12,459 all-purpose yards, good for sixth on the NCAA's all-time total offense list for all divisions. Culpepper, who recorded 108 TDs as a Knight, was selected in the first round of the 1999 NFL Draft by the Minnesota Vikings and was selected as the NFC's starting quarterback in the Pro Bowl in just his second year in the league.

ELGIN DAVIS
inducted in 2010



Davis remains one of the top rushers in UCF history, with 2,064 career rushing yards on 464 carries with 23 touchdowns despite battling several injuries. He burst onto the scene as a freshman in 1983, earning the starting spot and never looked back. Davis was selected by the New England Patriots in the 1987 NFL Draft becoming just UCF's second-ever pick.

Patriots in the 1987 NFL Draft becoming just UCF's second-ever pick.

WILLIE ENGLISH
inducted in 2003



A workhorse in college, Willie English set rushing records that would last for more than 15 years at UCF. He finished his career as the all-time leader in rushing yards (3,131), career touchdowns (38) and with the most 100-yard rushing games (15). English also set the single-game rushing mark at 242 yards. He helped guide UCF to the NCAA FCS semifinals in 1990. The next season, he set the school's single-season mark with 1,338 yards and 13 scores. Following college, English signed with the Cincinnati Bengals in 1993.

BERNARD FORD
inducted in 2011



Starting at wide receiver from 1985-87, Bernard Ford totaled 111 career receptions for 2,138 yards with 21 scores. He had six career 100-yard games, and as a senior, led the team in receiving on a squad that had its best NCAA Division II season (9-4-0 in 1987) and advanced to the national semifinals. Ford was named to the Kodak and *Football News* All-America First Team as a senior, while also earning AP Little All-America honors. He holds sever-

al school records, including receiving yards in a season (1,180), TD catches in a game (four) and all-purpose yards in a season (1,627). He also blocked five punts, good for second at UCF.

BILL GIOVANETTI
inducted in 2000



In 2000, Bill Giovanetti was one of the first football players inducted into the Hall of Fame. During UCF's inaugural campaign in 1979, he was named one of the starting linebackers at the age of 17. In his four-year career, he started all 37 games he played, and led all Knights in tackles in three of his four

years, while setting a school-record for tackles in a game (23). He is second all-time in career tackles (429). In 1981, his junior season, Giovanetti earned All-America honors.

ALAN GOOCH
inducted in 2006



As a player and assistant coach at UCF, Alan Gooch gave 25 years of his time and effort to the UCF football program, beginning in 1983. His most notable accomplishments came after earning the coaching responsibilities for the running backs. Through his 17 seasons coaching the backfield, all

31 backs finished their eligibility and received their degrees. In 1997, one year prior to being named assistant head coach, Gooch was honored as the AFCA's Assistant Coach of the Year. That same year, Gooch received national attention for his mentoring of Dwight Collins, a hearing-impaired rusher, who received Walt Disney's Wide World of Sports Spirit Award in 1997 for being the nation's most courageous athlete.

FRANCO GRILLA
inducted in 2005



Remembered for his time-expiring kick against Youngstown State in the first round of the FCS playoffs on Nov. 24, 1990, Franco Grilla helped UCF overcome the undefeated Penguins, 20-17, in Ohio. He served as the Knights' kicker from 1989-92, setting a school-record with 103 consecutive

PATs made. Named to the *Orlando Sentinel's* 25th Anniversary UCF Football Team, he is second in the most PATs made in a season (45) and third in career field goals made (47).

MIKE GRUTTADOURIA
inducted in 2004



During the St. Louis Rams' run for a championship in 2000, Mike Gruttadouria became the first Knight to play a Super Bowl ring. A four-year starting center for UCF from 1991-94, Gruttadouria was named to the *Orlando Sentinel's* 25th Anniversary UCF Football Team. His seven-year NFL career included stints with the Dallas Cowboys and Arizona Cardinals.

RICK HAMILTON
inducted in 2006



As a standout linebacker and a knowledgeable scholar of the game, Rick Hamilton's stellar career did not stop with UCF. A Knight from 1989-92, Hamilton ranks as the school's all-time leader in tackles (443). He also recorded at least 100 tackles in three of his four seasons with UCF, including the

second-most single-season total of 149. Following graduation, Hamilton was drafted in the third round of the NFL Draft by the Washington Redskins. He went on to play with the Kansas City Chiefs and New York Jets.

GREG JEFFERSON inducted in 2011



A star defensive end at UCF from 1991-94, Greg Jefferson finished his career second in sacks with 31, and he had 42 tackles for loss, the seventh-most at UCF. Jefferson finished with 181 tackles, and holds school records for PATs blocked in season and career. He also holds the single-season and career field goals blocked records, having registered three in 1993. Jefferson totaled 15 sacks as a junior, good for second at UCF, and garnered Sports Network All-America honorable mention honors as a senior, and was selected in the third round of the 1995 NFL Draft by Philadelphia.

SHAWN JEFFERSON inducted in 2002



A wide receiver for UCF from 1988-90, Shawn Jefferson was a part of the team that guided the Knights to the FCS semifinals in 1990. He finished his career with three 100-yard receiving games and ranks seventh in the UCF annals for the longest reception (76-yard touchdown). Jefferson was drafted in 1991 by the Houston Oilers and spent 14 seasons in the NFL, playing with Atlanta, New England, San Diego and Detroit.

DON JONAS inducted in 2013



Don Jonas served as UCF's first head football coach from 1979-81. His position was as a volunteer before he earned full-time status in 1980. Jonas produced a 14-12-1 record with an 11-6-1 mark at home. He resigned after 1981 to become the director of the UCF Gridiron Club. Before joining UCF, Jonas was selected by Philadelphia in the 1961 NFL Draft. While with the Winnipeg Blue Bombers, he won the 1971 Schendley Award as the CFL's Most Outstanding Player.

JORGE MAGLUTA inducted in 2011



Jorge Magluta spent time as both an offensive and defensive lineman during his UCF career from 1982-85. He earned a spot on the *Orlando Sentinel's* UCF 25th Anniversary Team at OG. Magluta played on UCF's first team at the Division II level in 1982, and in 1983, helped the Knights post their first win over an FCS opponent as UCF defeated host Austin Peay, 10-7.

BRANDON MARSHALL inducted in 2019



Brandon Marshall is still among the best ever at the receiver position for UCF, with his name still listed in the Top 10 in numerous statistical categories. He was a fourth-round NFL Draft pick in 2006. He has played 13 seasons in the NFL for the Broncos, Dolphins, Bears, Jets, Giants, Seahawks and Saints. He is a six-time Pro Bowl selection an All-Pro in 2015. He led the league in receiving touchdowns in 2015 with the Jets. Marshall was so valuable to his team at UCF, he played both offense and defense in 2004.

MANNY MESSEGUER inducted in 2011



Manny Messeguer has missed only a few games in UCF football history, and currently serves as an assistant to head coach George O'Leary. In 1982, he became a UCF Athletics donor leader and has since served the program in numerous capacities, including as a radio network sideline reporter and a personal pilot for former head coach Gene McDowell. Messeguer spent 18 years as GM/VP of Tropical Ford, and served as a pilot in the U.S. Air Force

during the Vietnam era and remains instrument rated as a private pilot.

LATAVIUS MURRAY inducted in 2022



Latavius Murray became of the feature running backs in UCF history during his time in a Knights uniform from 2008-12. In his UCF career, Murray accumulated 453 carries, 2,424 rushing yards, 44 total touchdowns including 37 rushing. On the receiving front, Murray caught 50 passes, 524 yards and six touchdowns. In 2010, Murray helped lead the Knights to a Conference USA title. Following his MVP performance, Murray helped lead the Knights to its first bowl win in school history over Georgia in the Liberty bowl rushing for 104 yards and scoring the game winning touchdown. In 2012, Murray received a First-team All-Conference USA nomination. Following his time at UCF, Murray was taken in the sixth round of the 2013 NFL Draft by the Oakland Raiders where he spent three seasons. During the 2015 season with the Raiders, Murray received a Pro Bowl nomination after rushing for a career-high 1,066 yards on 266 rushes and six touchdowns. Murray also marked a career-high 41 receptions with 232 yards. Following his tenure with the Raiders, Murray spent time with the Minnesota Vikings (2017-18), New Orleans Saints (2019-20, 22), Denver Broncos (2022). In his career so far, he has rushed for 6,252 yards on 1,481 carries while collecting 55 touchdowns. He is currently signed to the Buffalo Bills.

ED O'BRIEN inducted in 2008



One of UCF's most decorated kickers, Ed O'Brien was named a Kodak and *Football News* First Team All-America player in 1987, and also earned AP All-America Second Team honors that year. A record-holder for the longest field goal made (55 yards) at UCF, O'Brien was the first to hit four field goals in a game and the first to make nine extra points in a contest. His 50 career field goals are second all-time, while his 77 field goal attempts rank first. In 2004, he earned honorable mention recognition on the *Orlando Sentinel's* 25th Anniversary UCF Football Team.

GEORGE O'LEARY inducted in 2019



O'Leary coached the Knights from 2004-2015, putting the program on the map with important victories and highly-successful seasons. O'Leary guided the Knights to a 12-1 record in 2013, which was then a program-record for victories in a season. That year was capped off with a 52-42 victory over Baylor in the Fiesta Bowl and a No. 10-ranking in the Associated Press poll, which was then the highest ranking the Knights had ever attained. O'Leary was responsible for UCF's first-ever bowl game, first-ever bowl win and its first four conference championships. He also oversaw the modernization of UCF's Football Facilities, including the addition of Nicholson Fieldhouse and (then) Bright House Networks Stadium.

MICHAEL O'SHAUGHNESSY inducted in 2010



Michael O'Shaughnessy was an original UCF football team member and racked up 22 career sacks. He established a school record for sacks in a game with five against Emory & Henry during 1979, and was the team's Most Spirited Player in 1980 as voted on by his teammates. He continued serving UCF as an assistant offense line coach in 1981, was the founder and first President of the UCF Letterman's K Club, a member of the Knights Booster Board of Directors and was a radio sideline reporter from 1990-94. He also was a member of the baseball team in 1979. After college, he competed in the Iron Man Triathlon, was a two-time and current

Guinness World holder in the sport of paddle boarding and received the Alumnus of the Decade Award at UCF's 40th anniversary celebration.

DAVID RHODES inducted in 2003



One of the best wide receivers to come through UCF, David Rhodes capped off his record-breaking career with back-to-back All-America honors in 1993 and 1994. Rhodes is the only Knight to record three seasons with at least 1,000-yards receiving and ranks first in career TDs with 29. He finished as the Knights' all-time leader in receptions (213), receiving yardage (3,618) and 100-yard receiving games (16). Following his time with the Knights, he signed with the NFL's Cincinnati Bengals and later played in NFL Europe.

DARRELL RUDD inducted in 2008



One of the most consistently dominating defensive linemen in Knights history, Darrell Rudd claimed record after record during his time at UCF. He holds six school records, and shares one, all of which have gone unmatched from when they were originally set. The records include most tackles in a season (150), fumbles recovered in a game (3), season (6) and career (11). Rudd recorded a record 19.5 sacks in 1984 and had 31.5 in his career. He earned an honorable mention spot on *Orlando Sentinel's* 25th Anniversary UCF Football Team.

SCOTT RYERSON inducted in 2002



An Orlando product, Scott Ryerson kicked his way into UCF history. At the conclusion of his sophomore season in 1981, he earned All-America honors after leading the team in scoring with 62 points, and connecting on four field goals of 50 yards or longer, a school record. He is tied for the most field goals made in a game (4). Ryerson, who leads all UCF kickers with the seven field goals made of 50 yards or more, later signed a free agent deal with the Atlanta Falcons.

ASANTE SAMUEL inducted in 2015



A memorable playmaker from 1999-02, Asante Samuel had 127 tackles, eight interceptions, 38 break-ups, 63 punt returns for 673 yards and 10 kickoff returns for 168 yards. He ranks eighth in career picks, while his 38 break-ups are first at UCF. Samuel also sits among the top punt returners for season return average (12.3 in 2002, #6) and career average (10.7, #6). He was a 2002 All-MAC First-Team selection, and as a junior in 2001 was an All-Independent First-Team selection by *Football News*. After UCF, Samuel was drafted by the New England Patriots in the fourth round in 2003 and went on to become a three-time Super Bowl champion, and a four-time Pro Bowl selection in 11 NFL seasons. He holds the NFL Postseason record with four interceptions returned for a touchdown and 227 interception return yards.

JOSH SITTON inducted in 2021



Josh Sitton anchored the Knights offensive line from 2004-2007 starting 43 games in that timespan. With UCF, Sitton played three positions in his tenure at both guard positions and right tackle. In 2007, Sitton was named first-team all-Conference USA, aiding running back Kevin Smith's record 2,567 rushing yard season. The Knights finished the season 10-4, winning UCF's first all-time league title. Following his time at UCF, Sitton was drafted by the Green Bay Packers in the fourth round of the 2008 NFL Draft. In the Packers Super Bowl XLV winning

season, Sitton started all 20 games. As a member of the Packers, Sitton was named first-team All-Pro in 2014 and second team All-Pro in 2013 and 2015. He also earned Pro Bowl nods in 2012, 2014 and 2015 with Green Bay. Following his time in Green Bay, Sitton signed with the Chicago Bears in 2016, where he earned another Pro Bowl selection. Sitton spent two seasons with the Bears before closing out his NFL career with the Miami Dolphins in 2018. Overall, Sitton started 142 games of the 148 he played.

KEVIN SMITH inducted in 2019



Smith was a consensus All-America choice in 2007. He rushed for 2,567 yards and 29 touchdowns during his senior season, when Smith was the Conference USA Player of the Year and a First Team All-CUSA selection. He also finished eighth in Heisman Trophy voting following his final season as a Knight. His 2,567 yards were second-most ever at the time. Smith was a third-round pick in the NFL Draft and played five seasons with the Lions. After spending three seasons on the UCF Football staff (2015-17), Smith was named running backs coach at Florida Atlantic University.

MARQUETTE SMITH inducted in 2005



One of only two rushers at UCF to rush for more than 1,000 yards in back-to-back seasons, local product Marquette Smith set a then single-season school-record for rushing yards (1,511) and touchdowns (14) in 1995. Following that year, he earned second-team All-America honors. Despite having played just two seasons with the Knights, Smith is fourth all-time in career rushing yards with 2,569. His career did not come to a halt when he left UCF, as Carolina selected him in the fifth round of the 1996 NFL Draft.

BOB SPITULSKI inducted in 2009



Bob Spitulski dominated at outside linebacker during his four-year UCF career and ultimately was drafted in the third round by Seattle. Spitulski still ranks highly on several UCF career defensive record charts and retains the school's benchmark with seven tackles-for-loss in a single game (vs. Savannah State, Nov. 2, 1991). He led the team in sacks in three of his four seasons and went on to earn third-team All-America honors by the AP in 1991 as a senior. He also helped UCF to the 1990 FCS semifinals.

| | |
|--|--------------|
| A | |
| Brandon Adams, CB, Atlanta, Ga. | 2021-22 |
| Bruce Aaron, C, Arcadia..... | 1979 |
| Jim Adams, TE, Tallahassee | 1983 |
| Luke Adams, DE, Pensacola | 2013-15 |
| Raymond Agee, QB, Auburndale | 1982 |
| Ke von Ahmad, WR, Colleyville, Texas | 2019-20 |
| Kamar Aiken, WR, Miami | 2007-10 |
| Kurt Aken, P, Titusville | 1987-89 |
| Jordan Akins, WR/TE, McDonough, Ga. | 2014-17 |
| Brandon Alexander, DB, Orlando | 2011-14 |
| Chad Alexander, WR, Lake Wales | 2008-10 |
| Matthew Alexander, DT, Buford, Ga. | 2022 |
| Robert Alexander, LB, St. Augustine | 1991-94 |
| Danny Allen, DE, Altamonte Springs..... | 1981 |
| Emery Allen, CB, Milton..... | 2006-10 |
| Mark Allen, OG, Belle Glade | 1981 |
| Travis Allen, PK, Rogersville, Tenn..... | 1988 |
| David Aills, CB, Winter Haven | 1986 |
| Charles Anderson, LB, Miami | 1991-94 |
| Demetris Anderson, DT, Fort Pierce | 2013-14 |
| L.J. Anderson, OG, Sumter, S.C. | 2005-07 |
| Marcus Anderson, FB, Lake City | 2001 |
| Micah Anderson, OL, Stone Mountain, Ga. | 2014 |
| Otis Anderson, WR, Jacksonville, Fla. | 2017-20 |
| T'Angelo Andrews, DB, Daytona Beach | 1982-83 |
| Thomas Andrews, DE, Midway, Ga. | 1999-02 |
| Carlos Ardavin, DB, Miami | 1981-82 |
| Scott Ariali, DB, Bainbridge, Ga. | 1989-92 |
| Bryson Armstrong, LB, Marietta, Ga. | 2021 |
| David Ashkinaz, OG, Oak Grove, Calif. | 2002-03 |
| Augustus Ashley, DB, Jacksonville..... | 2006-07 |
| Curt Ashley, DB, Miami Lakes | 1984 |
| Moses Ashley, DE, Miami | 1980 |
| Chris Askew, C, Key Largo | 1999-01 |
| Greg Atterberry, RB, Denmark, S.C. | 1981, '83 |
| Tim Ayers, FS, Orlando | 1979-80 |
| B | |
| Palmer Bachelder, DB, Augusta, Ga. | 2020 |
| Corey Baker, TB, Seffner | 2000-01 |
| Jarrad Baker, WR, Eau Gallie | 2020-22 |
| Javon Baker, WR, Atlanta GA. | 2022 |
| Steven Baker, LB Ocala | 2004-07 |
| Perry Balasis, FB, West Palm Beach | 1987-90 |
| Darin Baldwin, DB, Homestead | 2007-10 |
| William Ballard, DE, Tampa | 1982 |
| Ricky Barber, DT, Louisville, Ky. | 2021-22 |
| Jaquarius Bargnare, WR, Orlando | 2016 |
| Dylan Barnes, PK, Merritt Island | 2019 |
| Gil Barnes, RB, Ft. Myers | 1985-89 |
| Spencer Barnes, WR, Orlando | 1979 |
| Deondre Barnett, LB, Cocoa | 2013 |
| Travis Barr, LB, Duluth, Ga. | 2005 |
| Ed Barrett, C, Jacksonville | 1985-86 |
| Robert Batista, PK, Brooksville..... | 2007 |
| Kurt Baumann, OT, Chieffland | 1998-00 |
| Ryan Beal, SS, Merritt Island..... | 2004 |
| Neil Beasley, WR, Pinellas Park | 1985-86 |
| John Beachamp, OG, Chieffland | 1997-00 |
| Jordan Becker, LB, Clearwater | 2009-10 |
| Sean Beckton, WR, Daytona Beach | 1987-90 |
| Sean Beckton, DB, Orlando | 2011-14 |
| Brett Bell, TE/OL, Wichita, Kan. | 2018-21 |
| Sylvester Bembery, DT, Miami | 1984-87 |
| Mark Benedict, OL, St. Petersburg | 1980-81 |
| Kyle Benkel, WR, Winter Park | 2019 |
| Kevin Bennett, TE, Jacksonville..... | 1991-92 |
| Elijah Benoit, DB, Brandon | 2019 |
| Jermaine Benoit, DE, Tampa | 1994-97 |
| Lamarius Benson, OL, Covington, Ga. | 2019 |
| Javier Beorlegui, K/P, Merritt Island | 1998-01 |
| Lemec Bernard, LB, Ft. Myers | 2002-04 |
| Tatum Bethune, LB, Miami | 2019-2021 |
| Nick Beucher, K, Lake Highland..... | 2006 |
| Atari Bigby, SS, Miami..... | 2001-04 |
| Andrew Bishop, OL, Miami | 1987-90 |
| Neil Bitting, FB/DT, Orlando | 2005-07 |
| Joseph Blackard, OT, Anchorage, Alaska | 2002 |
| Cole Blair, DB, Albany, Ga. | 1979-82 |
| Richard Blake, DB, Plantation | 1992-94 |
| Darryl Blanford, SS, Titusville..... | 1988-89 |
| Cal Bloom, TE, Maple Grove, Minn. | 2013-16 |
| Mike Blue, OT, Jacksonville | 1989 |
| Justin Boddie, DB, Atlanta, Ga. | 2007-10 |
| Wyatt Bogan, LB, Tampa | 1984-86, '88 |
| David Bohner, P, Matthews, N.C. | 2010-11 |
| Brent Bolar, DE, Daphne, Ala. | 2000-03 |
| Jeff Bolle, DB, Francis Creek, Wis. | 1981-84 |
| Terence Bonner, RB, Memphis, Tenn. | 1984-86 |
| Colton Boomer, K, Lake Mary | 2022 |
| Blake Bortles, QB, Oviedo | 2011-13 |
| Parker Boudreaux, OL, Orlando | 2018-19 |
| A.J. Bouye, DB, Tucker, Ga. | 2009-12 |
| Isaiah Bowser, RB, Sidney, Ohio | 2021-22 |
| Rayfield Boyd, DB, Warner Robins, Ga. | 1992 |
| Jamie Boyle, PK/P, Central Valley, N.Y. | 2009, '12 |
| Jeremy Boykins, DB, Jacksonville..... | 2016 |

| | |
|--|-----------------|
| Jerod Boykins, LB, Jacksonville | 2016 |
| Jeff Branham, TB, Orange, Mass | 2004-05 |
| Robert Braucht, DT, Edgewater..... | 1993-95 |
| Scott Braun, TE, Gainesville | 1993-95 |
| Gerren Bray, LB, Ft. Lauderdale | 2001-04 |
| Jim Bray, DE, Winter Park | 1980, '83 |
| Chad Breeden, LB, Mayfield, Ohio | 2003 |
| Ronnie Brewer, LB, Longwood | 1989-90 |
| Bobby Brewin, C, Lake City | 2001-02 |
| David Bridges, C, Glen St. Mary | 1983-86 |
| Demeitre Brim, LB, Dundee | 2015-16 |
| Willie Britton, C, Jacksonville..... | 1989-92 |
| Paul Brock, C, Baker | 1984 |
| Paul Brock, LB, Hialeah | 1985-86 |
| Barry Brooks, LB, Plantation | 1987 |
| Charlie Browder, TE, Kingsport, Tenn. | 2021 |
| Chester Brown, OL, Hinesville, Ga. | 2013-16 |
| Davonte Brown, CB, Plantation | 2020-22 |
| Dee Brown, FB, Brooksville | 2001-03 |
| Jake Brown, OL, Encinitas, Calif. | 2017-19 |
| Jesse Brown, DB, Miami | 1989 |
| John Brown, PK, Orlando | 2004-05 |
| Larry Brown, DT, Jacksonville..... | 2000-03 |
| Mark Brown, SN, DeLand | 1994-95 |
| Patrick Brown, OT, St. Charles, Ill. | 2005-08 |
| Savaris Brown, LB, Fort Myers | 2001 |
| Sinclair Brown, TE, Brunswick, Ga. | 2005-06 |
| Big Kat Bryant, DL, Cordele, Ga. | 2021 |
| Darion Bryant, DB, Pompano | 1984 |
| John Bryant, LB, Plantation..... | 1992-93, '95-96 |
| Eric Buckley, SS, Merritt Island | 1989-91 |
| Quadric Bullard, DL, Hollywood | 2020-22 |
| Dave Burdetsky, DL, Orange Park | 1982 |
| Shawn Burgess-Becker, LB, Miami | 2017-19 |
| Dan Burke, C, Eau Gallie | 1979-82 |
| Chequan Burkett, LB, Montgomery, Ala. | 2013-17 |
| Bob Burkhart, QB, Maitland | 1981 |
| Todd Burks, CB, Buffalo, N.Y. | 1992-93 |
| Siaha Burley, WR, Meza, Ariz. | 1997-98 |
| Joe Burnett, CB, Eustis | 2005-08 |
| Derek Burns, LB, Plantation | 2020-21 |
| Devon Burns, CB, Miami | 1991 |
| Michael Buscemi, LS, Plantation..... | 2005-07 |
| Davin Bush, CB, Hialeah..... | 1996, '98-00 |
| Kendall Bush, RB, East St. Louis, Ill. | 1980 |
| Ian Bustillo, OL, Miami | 2008-09 |
| Adam Butcher, C, St. Petersburg | 2002-03 |
| Marek Butcher, P, St. Petersburg | 1997 |
| Nate Butler, FB, Fort Lauderdale | 1981 |
| Mike Buxton, OL, Bonita Springs | 2008-09 |
| C | |
| Chris Cade, DT, Pahokee | 1993-94 |
| Woodley Cadet, LB, Loxahatchee, Fla. | 2013 |
| Rob Calabrese, QB/WR, Islip Terrace, N.Y. | 2008-12 |
| Kirk Callahan, DB, Seffner | 2006 |
| Andy Cambridge, DT, Lake Mary | 1998 |
| Austin Camden, DL, Altamonte Springs..... | 2020-22 |
| Anthony Campbell, DE, DeFuniak Springs | 1984 |
| Frank Campbell, DT, Miami | 1994 |
| Michael Campbell, OL/TE, Pensacola | 2013-15 |
| Greg Campion, TE, Sarasota | 1982, '84 |
| Alex Cantillo, C, Miami..... | 1988 |
| Tavaris Capers, WR, Miami | 2001-04 |
| Greg Cardomone, LB, Cambridge | 1980 |
| Ken Carpenter, LB, Orlando | 1981 |
| Paul Carrington, DE, Springfield, Ga. | 2002-05 |
| Altman Carter, WR, Gainesville..... | 1996-97 |
| Blake Carter, LB, Cincinnati, Ohio | 2006-07 |
| Jack Carter, DE, Miami | 2010 |
| Mike Carter, TE, Melbourne | 1980, '82 |
| Thomas Castellanos, QB, Waycross, Ga. | 2022 |
| William Carter, LB, Cantonment | 1985 |
| Ryker Casey, PK, New Smyrna Beach | 2022 |
| Brandon Catto, LB, Jacksonville | 1994 |
| Nick Cattoi, PK, Tampa | 2008-11 |
| Rashard Causey, DB, Miami | 2015-18 |
| Joshua Celisar, DE, Winter Haven | 2020-22 |
| Randy Charlton, DL, Miami | 2018-20 |
| Mason Cholewa, DL, McKees Rocks, Pa. | 2018-19 |
| Kervins Choute, DT, Deerfield Beach | 2020 |
| Kenny Clark, WR, Ocala | 1997-00 |
| Erol Clarke, LB, Miami | 2014-16 |
| Nevelle Clarke, DB, Miami | 2016-19 |
| Marcus Clemons, DE, Titusville..... | 2001 |
| Todd Cleveland, WR, Altamonte Springs | 1994, '97 |
| Blake Clingan, P, Coral Springs | 2007-10 |
| Mike Coad, LB, St. Petersburg | 1986-87 |
| Aaron Cochran, HB/DL, Atlanta, Ga. | 2015-18 |
| James Cody, SS, Naples..... | 2001-02 |
| Clifford Cole, DT, Altamonte Springs | 1990-91 |
| Trillion Coles, RB, Orlando | 2019-21 |
| Mirto Collazo Jr, OG, Miami | 1980-81 |
| Antwan Collier, DB, Miami | 2017-20 |
| Mike Collier, WR, Belle Glade | 1982 |
| Dwight Collins, TB, Lake Charles, La. | 1997-00 |
| Edward Collins, OL, Birmingham, Ala. | 2019-22 |
| Kelvin Collins, WR, Melbourne | 1983 |

| | |
|--|--------------|
| Kyle Coltrain, WR, Noblesville, Ind. | 2016 |
| Ted Coltrain, WR, West Palm Beach | 1987-89 |
| Michael Colubiale, TE, Port Orange | 2016-18 |
| Steve Colubiale, RB, Ormond Beach | 1981 |
| Willie Comerford, OG, St. Petersburg | 1999-01 |
| Derrick Connor, OT, Miami | 1988-91 |
| Robert Lee Connor, DT, Mangum, Okla. | 1989 |
| Joey Connors, DL, Powder Springs, Ga. | 2016-18 |
| Scott Connors, FB, Coral Springs..... | 1987 |
| Bill Cook, DE, Jacksonville | 1991-94 |
| David Cook, FB, Ft. Myers Beach | 1985-86 |
| James Cook, LB, Jacksonville | 2002-05 |
| Tarik Cook, OL, Stone Mountain, Ga. | 2013-15 |
| Anthony Cooks, LB, Daytona Beach..... | 1992, '94-95 |
| Bret Cooper, WR, Miami | 1989-92 |
| Travis Cooper, LB, Miami | 1993-94 |
| Roy Copeland, OL, Sebring | 1981 |
| Dallaz Corbett, DE, Columbia, S.C. | 2020, '22 |
| Scott Cordrey, DT, Ocala | 1996 |
| Brian Covington, CB, Winter Haven | 1987-88 |
| Justin Coward, LS, Lakeland | 2005-06 |
| Doug Cox, C, Galesburg, Ill. | 1987-89 |
| Nate Craig-Myers, WR, Dade City | 2021 |
| Ja'Cyais Credle, WR, Columbus, Ga. | 2020 |
| L.D. Crow, QB, Palm Harbor | 2010 |
| Brian Crutcher, WR, Dade City | 1991-94 |
| Mike Cullison, QB, Orlando | 1979-80 |
| Darrin Culpepper, SS, Miami..... | 1983 |
| Daunte Culpepper, QB, Ocala | 1995-98 |
| John Cummings, CB, New Smyrna Beach | 1979-80 |
| Rey Cunha, OL, Miami | 2011 |
| Buddy Cunningham, WR, Naples..... | 1984 |
| Keenan Cupit, DE, Lynchburg, Va. | 2022 |
| Andreall Curry, FB, Titusville..... | 2002 |
| D | |
| Daren Daly, PK, Coral Springs | 2008 |
| Dan Daniels, TE, Merritt Island | 1996 |
| Lyle Dankenbring, DB, Stuart..... | 2009-12 |
| Anthony Davis, WR, Boynton Beach | 2008 |
| Brad Davis, C, Holly Hill..... | 1983-84 |
| Brandon Davis, RB, Suwanee, Ga. | 2008-09 |
| Elgin Davis, RB, Jacksonville..... | 1983-86 |
| Gabriel Davis, WR, Sanford..... | 2017-19 |
| Gerod Davis, RB, Orlando | 1992-95 |
| Jonathan Davis, RB/LB, Lawrenceville, Ga. | 2009-12 |
| Jordan Davis, TE, Sanford..... | 2021 |
| Kalia Davis, LB, Pensacola | 2018-21 |
| Tavirius Davis, WR, Fort Lauderdale | 1998-01 |
| Titus Davis, LB, Atlanta, Ga. | 2016-18 |
| Troy Davis, LB, Lawrenceville, Ga. | 2009-12 |
| Turner Davis, RB, Sanford | 1980-81 |
| Willie Davis, LB, Pensacola | 1998-01 |
| Kelly Davison, OL, Washington, Ind. | 2013 |
| Bill Dayton, C, Vero Beach | 1996, '98 |
| Devunte Dawson, DB, Bedford, Texas | 2021 |
| Harry deAntonio, TE, Ocala | 1982 |
| Chris Decker, OT, Pembroke Pines | 2000 |
| Scott Dedelow, DT, Oviedo | 1996-99 |
| Donald De La Haye, PK, Port St. Lucie..... | 2016 |
| Chris DeLoach, DL, Columbus, Miss. | 2019-20 |
| Damian Demps, SS, Miami | 1997-00 |
| Jeremy DeVane, OG, Ormond Beach | 2006-07 |
| Deaubrey Devine, LB, Lakeland | 1996-99 |
| Chavis Dickey, OL, Byron, Ga. | 2014-17 |
| Mike Dickinson, WR, Miami | 1989-92 |
| Curtis Dix, DT, Boca Raton | 1992, '95 |
| Marco Domio, DB, Houston, Texas | 2021 |
| Reginald Doster, WR, Deerfield Beach..... | 1995-98 |
| Leger Douzable, DT, Tampa | 2004-07 |
| Steve Dovale, LB, Orlando | 1985-86 |
| Chad Downey, K/P, Cape Coral | 1997-98 |
| Randy Dozier, LB, Orlando | 2004-06 |
| Mark Duda, FB, Merritt Island | 1980-81 |
| Bruce Dukes, DB, Tyrone, Ga. | 2011 |
| E.J. Dunston, DT, Eatonville..... | 2010-13 |
| E | |
| Michael Easton, DB/LB, Winter Haven | 2011-14 |
| Bill Eckler, OL, West Palm Beach | 1982 |
| Robert Ector, RB, Miami | 1984-87 |
| Reggie Edwards, RB, Daytona Beach | 1984-87 |
| Steve Edwards, OT, Chicago, Ill. | 2000-01 |
| Boma Ekiyor, DE, Ilorin, Nigeria | 2001 |
| Emil Ekiyor, DE, Daytona Beach | 1992-93, '95 |
| Trevor Elbert, OL, Rockwall, Texas | 2018-19 |
| Antonio Eldemire, TE, New York, N.Y. | 2004-05 |
| Ahmed El-Hawary, OG, Merritt Island | 1997-98 |
| Scott Elling, OT, Inverness | 1987 |
| Adrian Ellis, DB, Miami | 1994-95 |
| Ron Ellis, CB, Palm Bay..... | 2003-04 |
| Don Ellison, OG, Titusville..... | 1979-80 |
| Alvin Encarnacion, LB, Jacksonville | 1985 |
| Willie English, TB, Avon Park | 1989-91, '93 |
| Scott Erickson, DE, Atlantis | 1979-80 |
| Corris Ervin, DB, Pompano | 1984-87 |
| Aaron Evans, OL, Seffner | 2014-17 |
| Keith Evans, DB, Fort Lauderdale..... | 1986-88 |

Nate Evans, LB, Waggaman, La. 2016-19

F
 Damani Fagan, DB, Fort Lauderdale 2004
 Jeff Farmer, LB, Brooksville 1983-84
 Darius Faulk, DB, Jacksonville 1993
 Byron Felder, SS, Ferdandina Beach 1986-87
 Edwin Ferguson, DE, West Palm Bch 1998-99
 Joe Field, FB, Miami 1997
 Travis Fisher, CB, Tallahassee 1999-01
 Ryan Flinn, P, Lehigh Acres 2001-02
 Nico Flores, WR, Miami 2010
 Taylor Flowers, LB, Groveland 1980-82
 Dontravius Floyd, H-Back, Homestead 2010-12
 DaBar Fluellen, WR, Titusville 2003
 Bernard Ford, WR, Cordele, Ga. 1985-87
 Rico Ford, LB, Fort Lauderdale 1984
 Darius Fore, DB, Bensalem, Pa. 1983-85
 Ray Forsythe, OT, Winter Garden 1993-94
 Fillipo Fort, LB, Clearwater 2019
 Leroy Foster, DE, Vero Beach 1992
 Kyle Fowler, LB, Longwood 2006
 Cornell Francis III, TB, Green Cove Springs 1992-94
 Curtis Francis, TB, Green Cove Springs 2004-07
 Jaiden Francois, DB, Florida City 2021-22
 Jordan Franks, LB/WR/TE, Crawfordville 2014-17
 Raeder Frantzen, LB, Tampa 2016
 Troy French, C, Bradenton 1987
 Doug Friedlander, P, Daytona Beach 1981-82
 Cornelius Friendly, RB, Orlando 1989
 Jeff Froehlich, WR, Winter Park 1980-83
 Jimmy Fryzel, WR, Lakeland 1999-02
 Jeff Fye, CB, Fort Lauderdale 1997-99

G
 Bryan Gabourel, DT, Oakland, Calif. 2005-06
 Dillon Gabriel, QB, Mililani, Hawaii 2019-20
 Doug Gabriel, WR, Orlando 2001-02
 Willie Gaetjens, TE, Titusville 2008-10
 Cedric Gagne-Marcoux, C, Quebec 2003-06
 Michael Gaines, TE, Tallahassee 2001-02
 Derek Gainous, DB, Miami 2018-21
 Alex Galvez, OL, Miami 1993-96
 Sean Galvin, PK, Cork, Ireland 2012-14
 Kemore Gamble, TE, Miami 2022
 Ed Gantner, DE, Orlando 1979-81
 Mario Garcia, LB, Cooper City 1984
 Bob Garn, OL, Fort Lauderdale 1985-87
 Kevin Garvy, TE, Palm Beach 2011-12
 Ivery Gaskins, WR, West Palm Beach 2001-02
 Doug Gatewood, LB, Orlando 1979-82
 Joey Gatewood, QB/WR, Jacksonville 202
 Kevin Gatlin, RB, Jacksonville 1988-89
 Sean Gaudion, FB, Brandon 1999-02
 Clayton Geathers, DB, Hemingway, S.C. 2011-14
 Jarvis Geathers, DL, Andrews, S.C. 2008-09
 Jonathan Gebka, DB, Boca Raton 2019
 Mark Giaccone, RB, Westfield, N.J. 1987, '89-90
 Kyle Gibson, DB, Tampa 2015-18
 Walter Gibson, CB, Miami 1989, '91
 Sean Gilhuly, OG, Winter Springs 2003-05
 Ryan Gillis, OG, Largo 1995-96, '98
 Eriq Gilyard, LB, Jacksonville 2018-21
 Neal Ginley, OT, Parma, Ohio 1980
 Bill Giovanetti, LB, Casselberry 1979-82
 Billy Giovanetti, FB, Winter Park 2009-12
 Nick Giovanetti, DB, Winter Park 2009
 Brian Glasford, WR, Opa-Locka 1983, '85
 Robert Glen, LB, Orlando 1989
 Jacoby Glenn, DB, Prichard, Ala. 2013-14
 Marcus Glover, CB, Ocala 2001, '03
 Jeff Godfrey, QB/WR, Miami 2010-13
 Alex Goforth, OL, Middlesboro, Ky. 1988-91
 Chip Goforth, LB, North Augusta, S.C. 1991
 Theo Goins, OL, Houston, Texas 2009-12
 Ben Goldberg, TE, Gainesville 1997-98
 Alan Gooch, DB, Clearwater 1981-82
 Damarius Good, RB, Orlando 2020-21
 Cam Goode, DL, Washington, D.C. 2019-21
 Mark Goode, RB, Maitland 1980
 Jimmy Goodman, LB, Orange Lake 1987
 Tod Goodyear, TE, Eau Gallie 1979
 Bruce Gordon, DB, Orlando 1980-82
 Ferrol Gordon, DB, DeLand 1985
 Jimmy Gore, DB, Daytona Beach 1989
 Mark Gorrell, DG, Titusville 1979
 Ray Gould, OG, Coral Springs 1997
 Tay Gowan, DB, Covington, Ga. 2019
 Tylan Grable, OL, Gordon, Ga. 2022
 Mike Granham, LB, Miami 2005
 Bailey Granier, OL, Galliano, La. 2018
 Joey Grant, DL/OL, Apopka 2012-14
 Mike Grant, TB, Jacksonville 1995, '97-98
 Richie Grant, DB, Fort Walton Beach 2017-20
 Tony Gray, OL, Loganville, Ga. 2019

Troy Gray, LB, Kennesaw, Ga. 2011-14
 Victor Gray, DL, Orlando 2010-12
 Don Grayson, TE, Sanford 1986-87
 Michael Greco, QB/S, Ft. Lauderdale 2007-09
 Cornell Green, OT, St. Petersburg 1995-98
 Deion Green, DL, Orlando 2012-13
 Emory Green, LB, Sanford 1994-97
 Montrel Greene, RB, Albany, Ga. 1989-90
 Brandon Greenlee, LB, Bronson 1999
 Doug Grieder, FB, Fern Park 1979
 Jaylon Griffin, WR, Huntsville, Texas 2021-22
 Shaquem Griffin, DB/LB, St. Petersburg 2015-17
 Shaquill Griffin, DB, St. Petersburg 2013-16
 Franco Grilla, PK, Miami 1989-92
 Mike Grissom, NG, Jacksonville 1986-87, '89
 Dean Groves, SS, Orlando 1979
 Mike Gruttadauria, C, Tarpon Springs 1991-94
 Tony Guerad, DL, Tampa 2016-17
 Matt Gulla, LB, Fort Lauderdale 1994-95
 Chris Gunn, LB, Prairie, Miss. 1999
 A.J. Guyton, WR, Homestead 2007, '09-11
 Kurt Gwynne, NG, Seminole 1985-87

H
 John Hafferty, OL, Alpharetta, Ga. 2008
 Jonas Haggins, RB, Lakeland 1979
 Herbert Hall, C, Panama City 1983, '85-86
 Rannell Hall, WR, Miami 2011-14
 Rufus Hall, WR, Bartow 1993-94, '96
 Nathan Hallet, FB, St. Petersburg 1995-96
 Derrick Hallman, LB, Fort Pierce 2007-10
 Jawon Hamilton, RB, Miami 2016
 Rick Hamilton, LB, Inverness 1989-92
 Rovel Hamilton, CB, Melbourne 2002-03
 Quintin Hampton, LB, Moultrie, Ga. 2015
 Noah Hancock, DL, Beckley, W.Va. 2019-21
 Omar Hansborough, DB, Homestead 2010
 Tony Hardman, LB, Clearwater 1998-00
 Corries Hardy, DE, Melbourne 1994-95
 Fred Harley, DT, Fort Myers 1997-00
 T.J. Harnden, DL, Tallahassee 2008-09
 F.B. Harper, LB, Englewood 1988
 Greg Harper, OL, Gainesville 1995
 Alex Harris, WR, Kearney, Neb. 2017-19
 Jacob Harris, WR, Palm Harbor 2018-20
 John Harris, CB, Valparaiso 1988-89
 John Harris, OL, Hoschton, Ga. 2022
 Mark Harris, LB, Middleburg 1986
 Tyler Harris, QB, Blackshear, Ga. 2015
 Case Harrison, WR, Gainesville 2017
 Brynn Harvey, RB, Largo 2008-09, '11-12
 Craig Harvey, LB, Miami 2003
 R.J. Harvey, RB, Orlando 2020, '22
 Rashidi Haughton, DE, Miami 2009
 Barry Havener, TE, Clearwater 1983
 Victor Hawkins, DB, Immokalee 1982
 Brendon Hayes, DL, New Orleans, La. 2016-19
 Jordan Hayes, DB, Loganville, Ga. 2019
 Lenard Hayes, DB, Clearwater 1994
 Alex Haynes, TB, Orlando 2001-04
 Frank Haynes, OT, Delray Beach 1996-99
 Sidney Haynes, WR, Suwanee, Ga. 2007-08
 Mike Heckman, LB, Winter Garden 1981
 Mike Hedge, SN, Clearwater 1999-01
 Kevin Helms, QB, Winter Haven 1985
 Cam Henderson, DE, Birmingham, Ala. 2011-12
 Chance Henderson, LB, Conyers, Ga. 2006-08, '10
 Demari Henderson, DB, Sanford 2022
 Ja'Carri Henderson, DB, Sanford 2022
 Brett Henley, FS, Gainesville 1985
 Jared Henry, DB, Jacksonville 2014
 Daron Herndon, C, Altamonte Springs 1997
 Tate Hernly, OL, Fort Myers 2015-17
 Jake Hescok, TE, Pittsfield, Mass. 2018-21
 Brian Hessinger, LB, Melbourne 1986-88
 Keenan Hester, DL, St. Petersburg 2020-22
 Randy High, OT, Winter Park 1979-81
 Dan Hignite, OG, Orlando 1982
 Rex Hill, DT, Marathon 2006-07
 Trysten Hill, DL, Lee 2016-18
 Darin Hinshaw, QB, Port Charlotte 1991-94
 Tyson Hinshaw, WR, Orlando 1998-00
 Brett Hodges, QB, Winter Springs 2009
 Justin Hodges, CB, Fort Lauderdale 2020-22
 Jim Hogan, P, Bunnell 1986
 Cory Hogue, LB, Naples 2005-07, '09
 Derek Holland, LB, St. Cloud 1993-96
 Patrick Holland, FS, Miami 2002-03
 Sam Holland, WR, Miami 1983-84
 Alec Holler, TE, Winter Park 2020-22
 Justin Holman, QB, Snellville, Ga. 2013-16
 Travis Holmes, CB, Jacksonville 2004
 Penn Holmsapple, DB, Anchorage, Alaska 1988-91
 Blake Holton, PK, Tampa 1988
 Alphonzo Hopkins, Jr, CB, Cairo, Ga. 2001-03

Aaron Horne, P, Miami 2004-06
 Chad Hounshell, OL, Mentor, Ohio 2009
 Caleb Houston, P, Cleveland, Tenn. 2013-16
 Clarence Howard, DE, Springfield, Va. 2005
 Omari Howard, TB, Syracuse, N.Y. 1998-00
 Joey Hubbard, TE, Chiefland 1995-97, '99
 Marcus Hubbard, OG, Sanford 2005-06
 Tyler Hudanick, OL, Harmony, Pa. 2015-18
 Austin Hudson, WR, Gainesville 2009-10
 Kobe Hudson, WR, Pine Mountain, Ga. 2022
 Brian Huff, OT, Coral Springs 1999-02
 Mike Huff, RB, LaBelle 1993, '95-97
 Luther Huggins, WR, Miami 2001-04
 Mike Hughes, DB, New Bern, N.C. 2017
 Charley Hughlett, LS, Tampa 2008-11
 Mike Hulsman, DE, Deltona 1998-99
 Tom Hungerford, PK, Alexandria, Va. 1979-80
 Brian Hunsicker, OG, Fort Lauderdale 1979
 Lee Hunter, DT, Mobile, Ala. 2022
 Chance Hutto, C, Bainbridge, Ga. 1999
 Donald Huzzie, FB, Miami 1993-96

I
 Dominic Ignelzi, OL, Port St. Lucie 2004-07
 Ray Irvin, CB, Ormond Beach 1988-90
 Kemal Ishmael, DB, Miami 2009-12
 Kyle Israel, QB, Orlando 2004-07

J
 Bobby Jackson, C, Jacksonville 1983-84
 Brian Jackson, FS, Lakeland 1996
 Kenny Jackson, WR, Lehigh 2006
 Mario Jackson, TE, Palatka 1999-02
 Richard Jackson, WR, Clermont 2008
 Ron Jackson, DT, Pensacola 1981
 Samuel Jackson, OL, Bradenton 2018, '20-22
 Toby Jackson, DE, Griffin, Ga. 2011
 Tony Jacob, OL, Atlanta, Ga. 2011
 Eddie James, LB, Lake Worth 1979-80
 Javid James, WR, New Orleans, La. 2006-07
 Pat Jasinski, LB, Roswell, Ga. 2015-18
 Robenson Jean, LB, Delray Beach 2007
 Jeremiah Jean-Baptiste, LB, Homestead 2019-22
 Rashad Jeanty, DE, Miami 2001-02
 Greg Jefferson, DE, Bartow 1991-94
 Shawn Jefferson, WR, Jacksonville 1988-90
 Marcus Jenkins, DE, St. Petersburg 1995-98
 Brandon Jennings, LB, Jacksonville 2022
 Sergio Joachim, WR, North Miami 2005, '07
 Amari Johnson, WR, Miami 2019-21
 Andre Johnson, NG, Orlando 1986-87
 Brandon Johnson, WR, Fort Lauderdale 2021
 Chris Johnson, WR/DB, Jacksonville 2015-17
 Darcy Johnson, TE, Palatka 2002-05
 DeMarcus Johnson, DT, Tallahassee 2002-03
 Drico Johnson, DB, Orlando 2013-16
 Jamaal Johnson, DE, Miami 2022
 Jason Johnson, LB, Matteson, Ill. 2022
 Jimmy Johnson, WR, Odessa 2000-01
 Jordan Johnson, OL, Jacksonville 2016-19
 Jordan Johnson, WR, St. Louis, Mo. 2021
 Keenan Johnson, DB, Oakland, Calif. 2018
 Rashard Johnson, CB, Miami 2001-02
 Ron Johnson, SS, Centerville, Ohio 1979-81
 Ron Johnson, QB, St. Petersburg Beach 1988-91
 Storm Johnson, RB, Loganville, Ga. 2012-13
 Tim Johnson, FS, Largo 1991
 Tom Johnson, LB, Casselberry 1983-84
 Travis Johnson, DB, Miami 1991-92
 Travonti Johnson, CB, Miami 2003-06
 Harvey Joiner, TE, Austin, Texas 2003-04
 C.J. Jones, RB, Daytona Beach 2015
 Eric Jones, LB, Gainesville 1988-90
 Hayden Jones, WR, Orlando 2016
 Jamie Jones, NG, Columbia, Md. 1983, '85-87
 Mike Jones, OG, Ft. Myers 1985
 Rodney Jones, LB, Tampa 1992
 Rudy Jones, QB, Miami 1988-90
 Willie Jones, OT, Belle Glade 1995
 Jon Jordan, RB, Waycross, Ga. 1987-89
 Michael Jordan, QB, Tampa 1992
 Trenton Jordan, DE, Pasadena, Calif. 2003-04
 Cedric Jordan-Williams, RB, Jacksonville 2017
 Harry Jorgensen, WR, Freemont, Calif. 1991-93
 Jose Jose, DT, Miami 2011-12
 Ricot Joseph, FS, Lake Worth 1999-01

K
 Scott Kairalla, SN, West Palm Beach 1996-97
 Tywin Kalandyk, LB, Live Oak 2003
 Tommy Kasper, FB, Winter Springs 2004
 Ricky Kay, FB, Deltona 2007-10
 Barrie Kee, P, Naples 1987-88
 Kris Keene, OG, Oviedo 1991-94
 Mikey Keene, QB, Chandler, Ari. 2021-22
 Joe Kelikiipi, WR, Pittsburgh, Pa. 1991
 Brendan Kelly, RB, Shoreham, N.Y. 2009-12
 Dominik Kelly, CB, Quitman, Miss. 2005-06

Earnell Kelly, LB, Gainesville 1996-99
 Jeff Kelly, SS, Birmingham, Ala 1979
 Josh Kelly, DB, Oviedo 2019
 Paul Kelly, DB, Pensacola 1983
 Craig Keneipp, FB, Sarasota 1979-80
 Alan Kervin, P, East Lake 2020-21
 Eddie Keyes, CB, Orange Park 1994-95
 Tim Kiggins, RCB, Largo 1979-80
 D.J. Killings, DB, Jacksonville 2013-16
 Adrian Killins Jr., RB, Daytona Beach 2016-19
 Dave King, LB, Rockville, Md 1982
 Dennis King, DE, Daytona Beach 2004
 Gordon King, OL, Winter Springs 1988, '90
 Wayne King, LB, Melbourne 1985
 Nelson Kirkland, DL, Lakeland 1981
 Jared Kirksey, DE, St. Augustine 2006
 Bob Knott, DL, Miami 1989-92
 Jason Kotar, DL, Winter Park 1989-91
 Walt Kretowicz, FB, Fort Monmouth, N.J. 1982

L
 Tom Laipply, OG, Port Charlotte 1989-91
 Mike Landi, WR, Princeton 1981-82
 Parker Langley, P, Ft. Myers 2007
 Tony Lanham, QB, Louisville, Ky 1985
 Mac Lantrip, LB, Longwood 1985-86
 Darryl Latimore, CB, St. Petersburg 1993-95, '97
 Omar Laurence, CB, Largo 2002-03
 Mike Lavoie, C, Sanford 2007-08
 Shane Law, FS, Tampa 1990-91, '93
 Charles Lee, WR, Homestead 1997-99
 Matthew Lee, OL, Oviedo 2020-22
 Abbré Leggins, OL, Orlando 2009-10
 John Leggio, TE, Hollywood 1984
 Eric Leister, WR, Orlando 1995-98
 Matt LePain, C, Palm Harbor 1990-92
 Gene Lescalette, DE, Winter Park 1979
 Dyllon Lester, DB, Plantation 2019-22
 Norman Lewis, OG, Port Charlotte 2003
 Rahsaan Lewis, DB, Windermere 2018
 Shawn Lewis, FB, Ft. Lauderdale 1991
 Vincent Lewis, WR, Moore Haven 1981
 Josh Linam, LB, Tavares 2008-11
 Charles Lincoln, OL, Melbourne 1982-85
 John Linde, OG, Winter Park 1980
 Robert Lindsey, DL, St. Cloud 1987-90
 Mike Lofton, DL, Clearwater 2020
 Emmanuel Logan-Greene, WR, Ft. Lauderdale 2017
 Millard Long, RE, Oviedo 1979
 Chris Lorenti, C, South Daytona 1997-00
 Mac Loudermilk, TE/P, Valdosta, Ga 2016-18
 Seyvon Lowry, DL, Jacksonville 2013, '16-17
 Louis Lubin, DB, Kissimmee 1992-95
 John Lubischer, TE, Boca Raton 2008
 Jamie Lugo, QB, Winter Park 1982-83
 Matt Lundy, TE, Orlando 2001
 Corey Lunford, LB, Pahokee 1991
 Kevin Lutz, FS, Louisville, Ky 1979
 Gabriel Luyanda, LB, Tampa 2017-18
 Mike Lynche, DT, St. Petersburg 2001-02

M
 Sean Maag, DB, Orlando 2012-13
 Mike Mabry, C, Dayton, Texas 2001-02
 Jonathon MacCollister, TE, Orlando 2019
 Darriel Mack Jr., QB, Norfolk, Va 2018-19
 Edward Mack, TB, Valdosta, Ga 1996, '98-00
 Kyle Madden, TE, Kennesaw, Ga 2008
 Jason Magalski, FB, Fort Lauderdale 1993
 Jorge Magluta, OG, Miami 1982-85
 Andrew Majeski, LB, Grand Marais, Minn 1997
 Brian Makar, LB, Fort Myers 1984, '86-87
 Mike Malatesta, DB, Orlando 2005
 Jaryl Mamea, DT, Fagasa, American Samoa 2013-14
 Rick Mann, OG, Sanford 1979-80
 Keith Marcos, LB, Tampa 1991-93
 Dionte Marks, WR, DeLand 2021
 Craig Marsden, C, Melbourne 1987-90
 Brandon Marshall, WR, Winter Park 2002-05
 Zach Marsh-Wojan, TE, Vacaville, Calif. 2020-22
 Gage Marsill, LS, Deltona 2015-16
 Chris Martin, OL, Fort Walton Beach 2010-13
 Stephen Martin, WR, Orlando 2022
 Nikai Martinez, DB, Apopka 2022
 Ed Marynowitz, QB, Coral Springs 2005
 Chad Mascoe, LB, Kissimmee 2002
 Jeff Mauldin, DT, Gulf Breeze 1997-00
 Zamari Maxwell, DB, Largo 2018-21
 Rick Maynard, LB, St. Petersburg 1981
 Rashad Mays, FS, Kissimmee 2004
 Vinny Mazzurco, LB, Ocala 2011
 Parnell McCall, DT, Bunnell 1987-89
 Jamar McClean, DB, Miami 2013
 Cecil McCloud, LB, Miami 1984
 Glenn McCombs, P, Cape Coral 1983-84
 Greg McCrae, RB, Miami 2017-20

Mike McCrary, QB, Wauchula 1981
 Cliff McCray, OG, Miami 2007, '09-11
 Garrett McCray, OT, Mayo 1999-02
 Jordan McCray, OL, Miami 2010-13
 Justin McCray, OL, Miami 2010-13
 Mitch McCarthy, P, Australia 2022
 K.D. McDaniel, DE, Tifton, Ga 2022
 Jordan McDonald, RB, Alpharetta, Ga 2022
 Justin McDonald, LB, Lauderhill 2013, '15-16
 Lance McDowell, DT, Mount Vernon, N.Y. 2014-15
 Quincy McDuffie, WR, Orlando 2009-12
 Taj McGowan, RB, Hollywood 2015-18
 Britt McGriff, WR, Gainesville 1999-02
 James McGriff, LB, Clermont 1980
 Jake McKibben, DT, Wauchula 1999-01
 Josh McKibben, DT, Wauchula 1998-01
 Jermaine McMillian, DB, Miami 2018, '20-21
 Josh McMullen, OL, Decatur, Miss 2018, '20-21
 Drew McPhail, C, Gainesville 1993
 Jameil McWhorter, DE, Orlando 1994-97
 Adrian Medley, OL, Pensacola 2021
 Bruce Meeks, RB, Micosukee 2006
 Doug Meighan, OG, Tampa 1983
 Justin Menard, WR, Stockbridge, Ga 2020
 Alex Mendez, OT, Selma, Calif. 2002
 Bob Menello, FB, Orlando 1992-94
 Mike Merritt, TE, West Palm Beach 2004-07
 Angel Mesa, RB, Orlando 1988-89
 Dave Meyl, LB, Jacksonville 1983-84, '86-87
 Brian Miller, QB, Johnson City, Tenn 2000-02
 Bruce Miller, DE, Canton, Ga 2007-10
 Charlie Miller, OG, Belle Glade 1982-84
 Kevin Miller, TE, Delran, N.J. 2013-14
 Wyatt Miller, OL, Douglas, Ga 2015-18
 Buster Mills, OG, Miami 1989-93
 McKenzie Milton, QB, Kapolei, Hawaii 2016-18
 Charles Mitten, TE, Naperville, Ill 1984
 Paul Miranda, CB, Thomasville, Ga 1996-98
 Eric Mitchell, LB, Miami 2017-20
 Willie Mitchell, LB, Deltona 2011-12, '14
 Steven Moffett, QB, Winter Park 2003-06
 Shawn Moffitt, PK, Orlando 2011-14
 Titus Mokiao-Atimalala, WR, Ewa Beach, Hi 2021
 Anthony Montalvo, DL, Tampa 2018-22
 Brandon Moore, DB, Sanford 2017-18
 Freddie Moore, OT, Tallahassee 1997
 Gerald Moore, DE, Moore Haven 1983-84
 Jon Moore, OT, Port St. Lucie 1991-93
 Jonathan Moore, WR, Fort Lauderdale 2019
 Justen Moore, DE, Ocala 1996-99
 Kam Moore, LB, Sanford 2022
 Kendrick Moore, FB, Clermont 1995-97
 Shane Moore, LB, Jacksonville 1994, '97
 Johnovan Morgan, OG, Miami 2002
 Tre'Mon Morris-Brash, DL, Washington, D.C. 2019-22
 Danny Moser, FB, Eau Gallie 1981-82
 Quade Mosier, LB, Fayetteville, Ark 2020-21
 Eugene Muhart, FB, Miami 1983
 John Muldoon, RB, Cocoa Beach 1981
 Latavius Murray, RB, Nedrow, N.Y. 2008, '10-12
 Travis Muse, C, Arcadia 2001-02
 T.J. Mutcherson, DB, Tampa 2016

N
 Christopher Nahat, WR, Odessa 2012
 Darius Nail, DE, Douglasville, Ga 2007, '09-11
 Parker Navarro, QB, Tempe, Ari 2021
 Johnell Neal, CB, Baton Rouge, La 2005-08
 Tre Neal, DB, Buford, Ga 2015-17
 David Nelson, LB, Port Orange 1990-93
 Frisner Nelson, DT, Fort Myers 2002-05
 Mike Nelson, P, Homestead 1992
 Jerry Nemethy, DE, Coral Springs 1981-82
 Paul Neuner, NG, Winter Park 1985
 Jamar Newsome, WR, St. Petersburg 2008-10
 John Newton, DL, Miami 1984
 Thomas Niles, DL, Gainesville, Ga 2012-15
 Adam Nissley, TE, Cumming, Ga 2008-11
 Kendall Nixon, OG, Jacksonville 1980-81
 Kim Nixon, RB, Nichols 1983-84
 Tre Nixon, WR, Viera 2018-20
 Mark Nonsant, WR, West Palm Beach 1995-98
 Zac Norris, OL, Port St. Joe 2010

O
 Ed O'Brien, PK, Hialeah 1984-87
 John O'Day, OL, Miami 1983-86
 Michael O'Shaughnessy, DE, Winter Park 1979-80
 Ryan O'Keefe, WR, Round Rock, Texas 2019-22
 Daniel Obarski, PK, Chandler, Ariz 2019-22
 Josh Odigie, DL, Costa Mesa, Calif 2017
 Goodson Ohaegbulam, LB, Winter Park 2003
 Emeka Okamfor, DT, Baton Rouge, La 2004-07
 Taylor Oldham, WR, Daytona Beach 2013-16
 David Orris, NG, Washington, Iowa 1981
 John Osborne, TE, Milledgeville, Ga 1987-90

Andrew Osteen, P, Enterprise, Ala 2019-22
 Miff Osuna, DE, Miami 1996-97
 Joe Owens, DB, Atlantic Beach 1985-87
 Jordan Ozerities, DB, Mount Dora 2010, '12-14

P
 Miles Pace, DL, Miami 2013-14
 Don Page, DE, Foley, Ala 2000
 Luke Palmer, OL, Wauchula 2015-18
 Mike Palmer, NG, Casselberry 1982
 Mike Palmer, LB, Cocoa Beach 1995-98
 Jason Palmisano, TB, Melbourne 1991
 Kelly Parfitt, OL, Boca Raton 2013
 Maury Parker, LB, Philadelphia, Pa 1984
 Renford Parkes, SS, Titusville 2004-06
 Jeff Parsons, OT, Jacksonville 1981
 G.T. Parris, TE, Vero Beach 1990-91
 Matt Parris, FS, Vero Beach 1991
 Michael Patrick, DB, Orange Park 2013
 Elton Patterson, DE, Tallahassee 1999-02
 Ian Patterson, CB, Miami 1987
 Nick Patti, QB/WR, Orlando 2015-16
 Lokahi Pauole, OL, Kapolei, Hawaii 2019-22
 Chad Payne, WR, Orlando 1991, '93
 Tristan Payton, WR, Jacksonville 2015-16, '18
 Dave Pedersen, QB, Naperville, Ill 1987
 Travis Peeples, LB, Miami 1990-91
 Vic Penn, QB, Miami 1999-00
 Larry Peoples, OT, Jacksonville 2003
 Caleb Perez, SN, Palm Beach Gardens 2017-18
 Raul Perez, RB, Miami 1982
 Craig Perkins, LB, Jupiter 1987
 Brian Permenter, CB, Miami 1992-93
 Breshad Perriman, WR, Lithonia, Ga 2012-14
 Koby Perry, DB, Covington, Ga 2022
 Jason Peters, TB, Seattle, Wash 2005-06
 Al Peterson, WR, Alachua 2002-04
 Jock Petree, DL, Orlando 2016
 Brett Petrovich, LB, Boca Raton 1983
 Charlie Pierce, PK, Lakeland 1993-96
 Nick Pieschel, OL, Fort Lauderdale 2008-11
 Chris Pilinko, LB, St. Augustine 2000-02
 Jamiyus Pittman, DT, Moultrie, Ga 2014-17
 Mike Piurowski, LB, Sarasota 1979
 Bobby Joe Plain, WR, Fort Pierce 1979
 John Rhys Plumlee, QB, Hattiesburg, Miss 2022
 Terrance Plummer, LB, Orange Park 2011-14
 Antoine Poe, LB, Lakeland 2000-01, '03
 Matt Polimeni, TE, St. Augustine 2000
 Raheem Pontifet, DE, Jacksonville 1998-99
 Brett Porche, P, Orlando 1979
 Deon Porter, DB, Waycross, Ga 1995, '97-98
 Allen Powell, CB, Orlando 1992-95
 Jon Powell, DB, Orlando 2018-21
 Matt Prater, K/P, Estero 2002-05
 Johnie Presley, TB, Ocala 1995-96
 Connor Price, DB, Palm Beach 2011
 Joseph Puopolo, RB, Naples 2013-15

Q
 James Quillian, DT, North Miami Beach 1991-93
 John Quintana, P, Oviedo 1983
 Rodrigo Quirarte, PK, Queretaro, Mexico 2014

R
 Corey Rabazinski, TE, Winter Park 2006-09
 Jason Rae, DT/OL, Weston 2013-16
 Jordan Rae, OL, Weston 2010-12
 Robin Rafferty, C, Tampa 1987
 Joe Rago, OG, Orlando 1990-91
 Cody Ralston, LB, Calhoun, Ga 2013
 Roger Ranney, DB, Orlando 1989
 Sha'reff Rashad, DB, Jacksonville 2005-08
 Bill Ray, DE, Winter Park 1979
 Tristan Reaves, WR, St. Cloud 2017
 Nakia Reddick, LB, Miami 1993-96
 Scott Redditt, LB, Altamonte Springs 1979
 Micah Reed, RB, Crestview 2013-14
 Josh Reese, WR, Miami 2011-14
 Max Reeves, SN, Dunnellon 2002-04
 Jah Reid, OT, Haines City 2007-10
 Kareem Reid, DE, Coral Springs 2005-06
 Kevin Reid, QB, Palm Harbor 1995-96
 David Rhodes, WR, Mulberry 1991-94
 Stanford Rhule, LB, Fort Lauderdale 2001-04
 Andrew Rice, DL, Lake Mary 2013
 Tyrell Rice, DB, Fort Pierce 1996-'98
 Greg Richards, FB, Titusville 1982
 Jordan Richards, LB, Cary, N.C. 2005-06, '09
 Mark-Anthony Richards, RB, Wellington 2021-22
 Cordarrion Richardson, RB, Memphis, Tenn 2017
 Johnny Richardson, RB, Lake Wales 2020-22
 LeBranden Richardson, DE, Miami 2011
 Marv Richardson, DE, Belleville, Ill 1996-99
 Kenton Rickerson, SS, St. Augustine 1994-97
 Victor Riddle, FS, Lakeland 1983, '85
 Koltan Riley, DE, Sunrise 1983-84
 Jon Rivera, QB, Perth Amboy, N.J. 2002-03

| | |
|---|--------------|
| Lorenzo Rivers, RB, Kissimmee..... | 1983 |
| Anthony Roberson, TE, Richmond, Va..... | 2017-19 |
| Jimmie Roberts, CB, Melbourne..... | 1987-90 |
| Taylor Robertson, OG, Kingston, Ontario..... | 1999-02 |
| Aaron Robinson, DB, Deerfield Beach..... | 2018-20 |
| Jaylon Robinson, WR, Fort Worth, Texas..... | 2020-21 |
| Josh Robinson, CB, Sunrise..... | 2009-11 |
| Kaedin Robinson, WR, Asheville, N.C..... | 2021 |
| Loren Robinson, LB, Longwood..... | 2011 |
| Mark Robinson, LB, Baltimore, Md..... | 1979-81 |
| Craig Rodrigue, DT, Tallahassee..... | 1985-87 |
| Tito Rodriguez, LB, Lehigh..... | 1998-01 |
| Zach Rodriguez, S, Oviedo..... | 2021-22 |
| Breon Rogers, DB, Stone Mountain, Ga..... | 2005-08 |
| Mitch Rolfes, TE, Elkhorn, Neb..... | 1987 |
| Nick Rosinski, DT, Plantation..... | 2001-02 |
| Bob Ross, WR, Titusville..... | 1979-80 |
| Rocky Ross, WR, Jacksonville..... | 2005-07, '09 |
| Tony Rosser, DT, Marietta, Ga..... | 1997-98 |
| Jim Rountree, WR, Coral Springs..... | 1980-83 |
| Paul Rubelt, OL, Frankfurt-Oder, Germany..... | 2020, '22 |
| Commer Rucker, CB, Ft. Lauderdale..... | 2000 |
| Mark Rucker, LB, Miramar..... | 2014-16 |
| Darrell Rudd, DT, Dayton, Ohio..... | 1981-84 |
| Bob Rumbaugh, FS, Miami..... | 1987 |
| Craig Russell, DE, Winter Park..... | 2000-01 |
| Maurice Russell, LB, Fort Meade..... | 2014-16 |
| Scott Ryerson, PK, Orlando..... | 1980-83 |

| | |
|--|--------------|
| S | |
| Jeff Sacco, DE, Chatham, N.J..... | 1982 |
| Bill Sagues, DT, Winter Park..... | 1979-80 |
| John Sakal, C, Clearwater..... | 1982 |
| Mike Sakal, OT, Clearwater..... | 1982 |
| Larry Salazar, LB, Hialeah..... | 1989 |
| Russ Salerno, P, Orlando..... | 1989-91 |
| Aaron Sam, RB, Concordville, Pa..... | 1983-86 |
| Ricky Sampson, WR, Rockledge..... | 1980 |
| Cade Sams, WR, Jacksonville..... | 2020 |
| Jason Sams, DB, Jacksonville..... | 1989-91 |
| Asante Samuel, CB, Fort Lauderdale..... | 1999-02 |
| Peter Sands, FS, Titusville..... | 2001-03 |
| Ronnell Sandy, LB, Titusville..... | 2003-06 |
| Brian Sargent, LB, Herndon, Va..... | 1990 |
| Rob Sauvao, DT, Leesville, La..... | 2014 |
| Wes Tauuifi Sauvao, DL, Leesville, La..... | 2008-10 |
| John Scargle, DB, Yorba Linda, Calif..... | 1980-82 |
| Ed Schenk, QB, Pemberville, Ohio..... | 1981-82 |
| Bo Schneider, QB, Dallas, Texas..... | 2015 |
| Cole Schneider, OL, Fort Myers..... | 2018-21 |
| Ryan Schneider, QB, Plantation..... | 2000-03 |
| Doug Schoen, OG, Winter Park..... | 1990-93 |
| Scott Scholtens, WR, Downers Grove, Ill..... | 1984 |
| Brandon Scott, DB, New Orleans, La..... | 2016 |
| Eric Seidelman, OL, Orlando..... | 2019 |
| Page Sessoms, FB, Dade City..... | 1996, '98-99 |
| Lyle Shackelford, OL, Orlando..... | 1982 |
| Sheldon Shakespeare, CB, Jacksonville..... | 2006 |
| Jay Shapiro, DL, Cooper City..... | 1982 |
| Tommy Shavers, FS, Florida City..... | 1998-00 |
| Ray Shipman, LB, Miramar..... | 2011-12 |
| Keith Shologan, DT, Edmonton, Alberta..... | 2004-07 |
| Elliot Shorter, SS, Quincy..... | 1998-01 |
| Tubby Shwedo, LB, Atlanta, Ga..... | 1990-91 |
| Ben Simmons, LB, Jacksonville..... | 1990 |
| Joe Simmons, DT, Fernandina Beach..... | 1985-88 |
| Eric Simpson, DT, Bradenton..... | 1982-85 |
| Mike Sims-Walker, WR, Orlando..... | 2003-06 |
| Art Sippio, DT, St. Cloud..... | 1982 |
| Josh Sitton, OL, Pensacola..... | 2004-07 |
| Darin Slack, QB, Fern Park..... | 1984-87 |
| Sean Slack, OG, Winter Park..... | 1992 |
| Gary Slager, DB, Auburndale..... | 1980 |
| Eric Smith, TE, Camp Lejeune, N.C..... | 1989 |
| Kevin Smith, TB, Miami..... | 2005-07 |
| Kyle Smith, OL, Brockway, Pa..... | 2004-07 |
| Marquette Smith, TB, Casselberry..... | 1994-95 |
| Maurice Smith, TB, Oviedo..... | 1997 |
| Phil Smith, OL, Tampa..... | 2012 |
| Phillip Smith, RB, Mansfield, Texas..... | 2006-07 |
| Rachaud Smith, LB, Miami..... | 1997-00 |
| Shane Smith, RB, Susquehanna, Pa..... | 2006 |
| Tre'Quan Smith, WR, Delray Beach..... | 2015-17 |
| Dredrick Snelson, WR, Miami..... | 2016-18 |
| Barry Snider, DL, Tucson, Ariz..... | 2010-11 |
| Albert Snyder, CB, Palm Bay..... | 1998-01 |
| Mike Sommerfield, OT, Miami..... | 1979-82 |
| Justin Sommers, OL, Fort Lauderdale..... | 1996 |
| Elijah Spann, WR, Tampa..... | 2018 |
| Tom Sparks, NG, Orlando..... | 1979-80 |
| Steve Spears, DT, Albuquerque, N.M..... | 1986-88 |
| Arnell Spencer, WR, Orlando..... | 1986-88 |
| Domenic Spencer, LB, Dallas, Texas..... | 2012, '14-15 |
| Mike Spencer, LB, Merritt Island..... | 1996-97, '99 |
| Bobby Spitulski, LB, Orlando..... | 1988-91 |
| Charles Sprengel, OL, Delray Beach..... | 2017 |
| William Stanback, RB, Hempstead, N.Y..... | 2013-14 |
| Mike Stapp, RB, Orlando..... | 1979-80 |

| | |
|---|-----------|
| Jim Stevens, LB, Heidelberg, Germany..... | 1980 |
| Josh Stevens, DE, Port Arthur, Texas..... | 2003-04 |
| Bill Stewart, LB, Seffner..... | 1987-90 |
| Cam Stewart, WR, Snellville, Ga..... | 2015-18 |
| Kevin Stewart, OL, Orlando..... | 1993-96 |
| Pat Stewart, RB, Hamilton, Ontario..... | 1990 |
| Sean Stickler, OT, Bradenton..... | 1988 |
| Stuart Stipe, WR, Waycross, Ga..... | 1994-96 |
| Brendin Straubel, DB, Tampa..... | 2013, '15 |
| Mark Street, LB, Largo..... | 1982 |
| Brandon Sumner, QB, Daytona Beach..... | 2004 |
| Jarrett Swaby, DB, Belle Glade..... | 2011 |
| Boman Swanson, OL, Homestead..... | 2017 |
| Alex Swenson, DB, Oviedo..... | 2019, '21 |
| David Swift, OT, Apopka..... | 1988-90 |
| Othellus Swift, DB, Apopka..... | 1983 |
| Ryan Swoboda, OL, Clermont..... | 2022 |
| Stanley Sylverain, DL, Naples..... | 2013-14 |

| | |
|---|---------|
| T | |
| Chris Tabscott, OG, Winter Springs..... | 1992-95 |
| James Tarver, DB, Jacksonville..... | 2019 |
| Tarveres Tate, DT, Avon Park..... | 1993-96 |
| Marcus Tatum, OL, Daytona Beach..... | 2020-21 |
| Monte Taylor, DL, Springdale, Md..... | 2015 |
| Jim Taylor, WR, Gainesville..... | 1979-82 |
| Josh Taylor, WR, Patterson, Ga..... | 2002 |
| Vic Taylor, LB, Milledgeville, Ga..... | 1989-92 |
| Scott Teal, LS, Longwood..... | 2012-14 |
| Brian Terr, PK, Tampa..... | 1989-92 |
| Blake Thames, TE, West Palm Beach..... | 1998 |
| Kendrick Thomas, LB, Melbourne..... | 1994-96 |
| Alex Thompson, LB, Gainesville..... | 2006-09 |
| Bentavius Thompson, RB, Miami..... | 2018-20 |
| Carlos Thompson, CB, McComb, Miss..... | 2001-02 |
| Cedric Thompson, RB, Miramar..... | 2012-15 |
| Jerome Thompson, RB, Tampa..... | 1981-82 |
| Corey Thornton, CB, Miami..... | 2020-22 |
| Jason Thorpe, QB, Lakeland..... | 1996-98 |
| Ron Thow, FB, Staten Island, N.Y..... | 1989-92 |
| Dana Thyhsen, QB, DeLand..... | 1982-84 |
| Travis Timmons, DT, Gainesville..... | 2006-09 |
| Blake Tiralosi, WR, Orlando..... | 2015-16 |
| Gabby Torres, TB, Orlando..... | 2003 |
| Michael Torres, PK, Thiells, N.Y..... | 2006-07 |
| Xavier Townsend, WR, Tampa..... | 2022 |
| Greg Toy, OG, Lakeland..... | 1985-87 |
| Torell Troup, DT, Conyers, Ga..... | 2006-09 |
| Mark Trudell, OT, Spring Hill..... | 1991 |
| Jose Trujillo, LB, North Miami..... | 1988-89 |
| Justin Tukes, TE, Sylvester, Ga..... | 2011-14 |
| Brooks Turner, WR, Deerfield Beach..... | 2003-04 |
| Craig Turner, P, Winter Garden..... | 1980 |
| Kenny Turnier, DL, Miami..... | 2018-20 |

| | |
|---|--------------|
| U | |
| David Underwood, OG, Fort Myers..... | 1985, '87-88 |
| Wanzell Underwood, DE, Syracuse, N.Y..... | 2000 |
| Nick Upchurch, CB, Clarkston, Mich..... | 2000 |

| | |
|-------------------------------------|---------|
| V | |
| Noah Vedral, QB, Wahoo, Neb..... | 2017 |
| Dan Veenstra, OL, Largo..... | 2003-06 |
| Joey Venice, DL, Key West..... | 1989-91 |
| Jason Venson, DB, Marietta, Ga..... | 2005-08 |
| Pablo Vera, DE, Miami..... | 1980 |
| Cam Vining, LB, Bradenton..... | 2022 |

| | |
|---|-----------|
| W | |
| Fred Waczewski, PK, Kissimmee..... | 1995-98 |
| Steve Wagner, C, Melbourne..... | 1995-96 |
| Antonio Wallace, DE, Vero Beach..... | 2006-08 |
| Darren Wallace, OL, Opa-Locka..... | 1984 |
| Scott Walls, FS, Titusville..... | 1979 |
| Alex Ward, LS, Fort Walton Beach..... | 2019-20 |
| Thad Ward, DB, Tallahassee..... | 1999-01 |
| Jarvis Ware, DB, Apopka..... | 2022 |
| Donnell Washington, FS, Gainesville..... | 1994-97 |
| William Washington, CB, Ft. Walton Beach..... | 1994-95 |
| Glenroy Watkins, DE, Brooklyn, N.Y..... | 2004-05 |
| Kyle Watkins, OT, Keller, Texas..... | 2002-03 |
| Colby Watson, OL, Pensacola..... | 2013-14 |
| Brian Watters, WR, Rome, Ga..... | 2007-10 |
| Jon Watts, LB, Gulf Breeze..... | 1984-86 |
| Reggie Weams, DB, Baton Rouge, La..... | 2007-10 |
| Joe Weatherford, QB, Land O' Lakes..... | 2008 |
| Ronnie Weaver, RB, Wabasso..... | 2008-11 |
| Steve Webster, SS, Clearwater..... | 1986-87 |
| Chris Weeks, DT, Jupiter..... | 2000 |
| Harry Weinberg, SN, Hollywood..... | 1991-93 |
| William Wells, S, West Palm Beach..... | 2021-22 |
| Chris Welsh, DE, Cocoa..... | 2003-06 |
| Keith Whatley, CB, Atlanta, Ga..... | 2000 |
| Glenn Whepley, DB, Palmetto..... | 1981-82 |
| Mark Whigham, QB, Sanford..... | 1979-80 |
| Nicco Whigham, DB, Fort Lauderdale..... | 2012 |
| Poe White, WR, Bonifay..... | 1985, '87 |
| Mark Whittemore, WR, Gainesville..... | 1991-94 |

| | |
|---|-----------------|
| Dontavius Wilcox, TB, Rockledge..... | 2003-05 |
| Kirk Wiley, LB, Daytona Beach..... | 1987-88 |
| Michael Willett, RB, Orlando..... | 2015 |
| Britt Williams, OG, Lakeland..... | 1988 |
| D.J. Williams, LB, Fort Lauderdale..... | 2012 |
| David Williams, DE, Lexington, S.C..... | 2007-10 |
| Evandall Williams, FB, Havana..... | 2003 |
| Jackie Williams, WR, Prichard, Ala..... | 2014 |
| Jayson Williams, RB, Conyers, Ga..... | 2006-07 |
| Keith Williams, TB, Plant City..... | 2002 |
| Keith Williams, DB, Austell, Ga..... | 2007 |
| Ken Williams, OT, Pensacola..... | 1983 |
| Kerlon Williams, RB, Crescent City..... | 2011 |
| Khymest Williams, WR, Lutchter, La..... | 2007-08, '10-11 |
| Mark Williams, DB, Fort Lauderdale..... | 1994-95 |
| Marlon Williams, DB, Sunrise..... | 2006 |
| Marlon Williams, WR, Mobile, Ala..... | 2017-20 |
| Mike Williams, TE, Tallahassee..... | 1979-80 |
| Roy Williams, DE, DeLand..... | 2002-03 |
| Terrance Williams, TB, Clearwater..... | 1999-01 |
| Leilon Willingham, LB, Denver, Colo..... | 2011 |
| Anthony Willis, FS, Winter Garden..... | 2002-03 |
| Anthony Willis, DB, Winter Garden..... | 2005 |
| Shane Willis, OT, Lakeland..... | 1987-89 |
| Brandon Wilson, DL, Winter Garden..... | 2019 |
| David Wilson, OT, Merritt Island..... | 1996-99 |
| D'erren Wilson, WR, Greenville, Texas..... | 2015 |
| Divaad Wilson, DB, Miami..... | 2020-22 |
| Dontravious Wilson, RB, Buford, Ga..... | 2013-16 |
| Ted Wilson, WR, Zephyrhills..... | 1983-86 |
| Torrian Wilson, OL, Miami..... | 2011-14 |
| John Wimberly, OT, Tallahassee..... | 1999-01 |
| Keenan Wimbley, DL, Miami..... | 1984-87 |
| Brandon Wimbush, QB, Teaneck, N.J..... | 2019 |
| Leroy Wisniewski, NG, Niles, Ill..... | 1990-91 |
| Matt Wittman, OG, Sarasota..... | 1992, '94-95 |
| Josh Wofford, DT, Melbourne..... | 2011 |
| Mike Wood, QB, Tampa..... | 1981 |
| Landon Woodson, DL, Fredericksburg, Va..... | 2019-21 |
| A.J. Wooten, DL, Alapaha, Ga..... | 2016-18 |
| Joe Workman, LE, Winter Park..... | 1979 |
| J.J. Worton, WR, Homestead..... | 2011-14 |
| John Wouda, TE, Orlando..... | 1991-94 |
| Chris Wrenn, DL, Gainesville..... | 1994-95 |
| Del Wright, PK, Ocala..... | 1993 |
| Matthew Wright, PK, Lancaster, Pa..... | 2015-18 |
| Steve Wright, FS, Winter Park..... | 1991-92, '94 |
| Jim Wyatt, OG, Plantation..... | 1982 |

| | |
|------------------------------------|---------|
| Y | |
| Brent Yancy, OL, Sarasota..... | 1984 |
| Walter Yates, LB, Gulf Breeze..... | 2022 |
| Lawrence Young, LB, Pensacola..... | 2007-10 |

| | |
|--|---------|
| Z | |
| Stephon Zayas, DL, Ft. Lauderdale..... | 2019-20 |
| Charlie Ziegler, FB, Sarasota..... | 1979 |

2005 SHERATON HAWAII BOWL

| | |
|--------------|----|
| NEVADA | 49 |
| UCF | 48 |

December 24, 2005 | Honolulu, Hawaii | Aloha Stadium

HONOLULU - UCF dropped a 49-48 overtime decision to Nevada in the 2005 Sheraton Hawaii Bowl, the first bowl game in school history. The Knights finished the season with an 8-5 record, just one year after going 0-11. The turnaround of seven games from 2004 placed UCF tied with seven other schools for the fourth-best single-season turnaround in Football Bowl Subdivision history.

UCF kicker Matt Prater, who had three field goals during the game, missed the game-tying extra point wide right, giving the Wolf Pack the win.

B.J. Mitchell ran for 178 yards and two touchdowns, and Robert Hubbard had 126 yards rushing and three touchdowns for the Wolf Pack (9-3), who finished with their best season since 1996 and spoiled UCF's bowl debut.

UCF's Brandon Marshall caught a 16-yard pass for a touchdown that tied the game at 42 with 55 seconds left. The score capped a four-play, 48-yard drive that took just 37 seconds.

Prater booted a 46-yard field goal with 1:32 left to draw UCF to 42-35, and the Knights recovered the onside kick with no time-outs left, setting up Marshall's dramatic catch that sent the game into overtime.

Trailing 32-28, the Wolf Pack took the lead on Hubbard's 5-yard touchdown run early in the fourth quarter. Nevada scored again on Rowe's 7-yard scoring pass to Travis Branzell for a 42-32 lead with 3:18 remaining.

Kevin Smith, Conference USA's Freshman of the Year, scored on a 78-yard run, the second longest run from scrimmage in UCF history, to give the Knights a 14-0 lead in the first quarter. The run was the longest in school history by a freshman and in UCF's 10-year Football Bowl Subdivision history. The longest run from scrimmage in UCF history was Elgin Davis' 79-yard scoring run vs. Samford (Nov. 15, 1986).

The 78-yard touchdown run by Smith was the second-longest run by a true freshman in the NCAA during the year. It also marked the longest run in Sheraton Hawai'i Bowl history.



| | | | | | | | |
|--------|----|----|----|----|---|---|----|
| Nevada | 7 | 21 | 0 | 14 | 7 | - | 49 |
| UCF | 17 | 3 | 12 | 10 | 6 | - | 48 |

| | | | |
|-----|-------|-----|---|
| 1st | 13:20 | UCF | Marshall 51 pass from Moffett (Prater kick) |
| | 9:24 | UCF | Smith 78 run (Prater kick) |
| | 8:33 | NEV | Hubbard 4 run (Jaekle kick) |
| | 4:08 | UCF | Prater 47 field goal |
| 2nd | 11:32 | NEV | Mitchell 1 run (Jaekle kick) |
| | 7:37 | NEV | Mitchell 1 run (Jaekle kick) |
| | 5:01 | NEV | Hubbard 24 run (Jaekle kick) |
| | 0:56 | UCF | Prater 38 field goal |
| 3rd | 8:19 | UCF | Marshall 29 pass from Moffett (Moffett pass failed) |
| | 1:51 | UCF | Smith 3 run (Moffett pass failed) |
| 4th | 13:02 | NEV | Hubbard 5 run (Jaekle kick) |
| | 3:18 | NEV | Branzell 7 pass from Rowe (Jaekle kick) |
| | 1:32 | UCF | Prater 46 field goal |
| | 0:55 | UCF | Marshall 16 pass from Moffett (Prater kick) |
| OT | 15:00 | NEV | Rowe 4 run (Jaekle kick) |
| | 15:00 | UCF | Smith 19 run (Prater kick failed) |

| | NEV | UCF |
|---------------------------|---------|---------|
| First Downs | 30 | 30 |
| Rushes-Yards | 51-369 | 44-254 |
| Passing Yards | 254 | 301 |
| Passes Comp.-Att.-Int. | 32-22-1 | 36-19-1 |
| Total Offense Plays-Yards | 83-623 | 80-555 |
| Fumble Returns-Yards | 0-0 | 1-0 |
| Punt Returns-Yards | 1-2 | 0-0 |
| Kickoff Returns-Yards | 1-16 | 5-74 |
| INT Returns-Yards | 1-36 | 1-12 |
| Punts (Number-Avg) | 3-44.0 | 3-38.3 |
| Fumbles-Lost | 1-1 | 0-0 |
| Penalties-Yards | 10-92 | 6-30 |

RUSHING: Nevada-B.J. Mitchell 23-178; Robert Hubbard 15-126; Jeff Rowe 13-65. UCF-Kevin Smith 29-202; Jason Peters 9-44; Steven Moffett 6-8.


PASSING: Nevada-Jeff Rowe 22-32-1-254. UCF-Steven Moffett 19-36-1-301.

RECEIVING: Nevada-Caleb Spencer 11-114; N. Flowers 6-96; A. Pudewell 2-23; Kyle Sammons 1-8; Travis Branzell 1-7; Robert Hubbard 1-6. UCF-Brandon Marshall 11-210; Darcy Johnson 3-49; Jason Peters 2-14; Rocky Ross 1-14; Kenny Jackson 1-12; Kevin Smith 1-2.

INTERCEPTIONS: Nevada-DeAngelo Wilson 1-36. UCF-Jason Venson 1-12.

FUMBLES: Nevada-Robert Hubbard 1-1. UCF-None.

Stadium: Aloha **Attendance:** 26,254



Brandon Marshall was named UCF's MVP of the Sheraton Hawai'i Bowl after posting 11 receptions for 210 yards and three touchdowns vs. Nevada.

2007 AUTOZONE LIBERTY BOWL

| | |
|-------------------------|----|
| UCF | 3 |
| MISSISSIPPI STATE | 10 |

December 29, 2007 | Memphis, Tenn. | Liberty Bowl Memorial Stadium

MEMPHIS, Tenn. - UCF's memorable season came to a close in a 10-3 loss to Mississippi State in the AutoZone Liberty Bowl. Playing at the site of Paul "Bear" Bryant's final game, the Bulldogs used power running and a dominant defense to top the Knights.

Anthony Dixon powered in from the one for the winning touchdown with 1:54 to go and most valuable player Derek Pegues picked off two passes in a game featuring anemic offenses and 17 punts.

The Bulldogs (8-5) kept the Knights (10-4) out of the end zone and Kevin Smith from breaking the single-season rushing record. The junior finished with 119 yards, leaving him 61 shy of Barry Sanders' mark of 2,628 yards set for Oklahoma State in 1988.

"I was trying to find the holes, but they were playing faster than us," said Smith.

Dixon finished with 86 yards and became the seventh Bulldogs runner to go over 1,000 yards (1,066). But like the rest of the Bulldogs, he was ineffective much of the game.

The teams were tied 3-3 at halftime, mostly due to conservative play-calling.

Neither team converted a third down in the first half (0 for 16) as Mississippi State was held to 84 total yards and UCF to 79.

Kyle Israel had 12 yards passing and two interceptions by halftime and Mississippi State's Wes Carroll had 15 yards and an interception. UCF also didn't get much help from kicker Michael Torres, who gave the Knights a 3-0 lead in the second quarter with a 45-yard field goal, but missed from 32 and 37 in the second half.

"I think those missed field goals were big momentum breakers," UCF coach George O'Leary said. "Give Mississippi State credit. They fought hard and didn't turn the ball over. That usually means you're going to come up with a close win like that."

Mississippi State finished with 199 total yards and Blake McAdams tied the Liberty Bowl record with 11 punts. But the Bulldogs came up with just enough big plays after Keith Fitzhugh picked off Israel's pass at the Mississippi State 41 with 5:47 left.

Carroll, pulled the series before, returned and responded with two rushes for 17 yards and two completions for 15 yards. All went for first downs and spurred a 10-play, 59-yard drive that consumed 3:53 and finally led to a touchdown.

Derek Pegues, fittingly, made the final key defensive play, knocking down a fourth-down pass on UCF's final drive. The Bulldogs held the Knights to 219 yards and forced four turnovers.



| | | | | | | |
|-----------------|---|---|---|---|---|----|
| UCF | 0 | 3 | 0 | 0 | - | 3 |
| Mississippi St. | 0 | 3 | 0 | 7 | - | 10 |

| | | | |
|-----|-------|-----|----------------------------|
| 2nd | 11:49 | UCF | Torres 45 field goal |
| | 6:02 | MSU | Carlson 22 field goal |
| 4th | 1:54 | MSU | Dixon 1 run (Carlson kick) |

| | UCF | MSU |
|---------------------------|---------|---------|
| First Downs | 13 | 10 |
| Rushes-Yards | 47-131 | 41-160 |
| Passing Yards | 88 | 39 |
| Passes Comp.-Att.-Int. | 24-10-3 | 20-8-1 |
| Total Offense Plays-Yards | 71-219 | 61-199 |
| Fumble Returns-Yards | 0-0 | 0-0 |
| Punt Returns-Yards | 6-54 | 2-5 |
| Kickoff Returns-Yards | 1-6 | 2-29 |
| INT Returns-Yards | 1--3 | 3-45 |
| Punts (Number-Avg) | 6-42.8 | 11-34.9 |
| Fumbles-Lost | 2-1 | 0-0 |
| Penalties-Yards | 3-25 | 5-45 |

RUSHING: UCF-Kevin Smith 35-119; Kyle Israel 11-13; Curtis Francis 1-(-1). Mississippi State-Anthony Dixon 24-86; Tony Burks 2-25; Wesley Carroll 6-21; Christian Ducre 6-20; Jamayel Smith 1-5; Brandon Hart 1-4; TEAM 1-(-1).


PASSING: UCF-Kyle Israel 10-24-3-88. Mississippi State-Wesley Carroll 8-18-1-39; Michael Henig 0-2-0-0.

RECEIVING: UCF-Kevin Smith 3-12; Rocky Ross 2-27; Corey Rabazinski 2-26; Brian Watters 2-13; Kamar Aiken 1-10. Mississippi State-Christian Ducre 3-10; Jamayel Smith 2-7; Anthony Dixon 1-10; Brandon Hart 1-8; Tony Burks 1-4.

INTERCEPTIONS: UCF-Johnell Neal 1-(-3). Mississippi State-Derek Pegues 2-45; Keith Fitzhugh 1-0.

FUMBLES: UCF-Joe Burnett 1-0; Kevin Smith 1-1. Mississippi State-None.

Stadium: Liberty Bowl **Attendance:** 63,816



Johnell Neal prepares to pull down an interception off a Wesley Carroll pass in the first quarter against the Bulldogs.

2009 ST. PETERSBURG BOWL

| | |
|---------------|----|
| UCF | 24 |
| RUTGERS | 45 |

December 19, 2009 | St. Petersburg, Fla. | Tropicana Field

ST. PETERSBURG, Fla. - The St. Petersburg Bowl presented what seemed to be a perfect storm for UCF on Saturday night with 20,000 of its fans packed inside Tropicana Field and a hot football team positioned for the first bowl victory in school history.

But an avalanche of errors combined with speedy, physical opponent in Rutgers ruined what could have been a dreamy, feel-good night for UCF's program and its hopeful fanbase.

Down four points late in the second quarter, UCF allowed an interception return to sap its momentum and the Knights could never mount much of a comeback in a disappointing 45-24 loss to Rutgers in the second St. Petersburg Bowl presented by Beef 'O' Brady's.

"As I told the players, I'm embarrassed for the football team that we didn't go out and do a better job for the fanbase and for the football program," UCF coach George O'Leary said.

"I thought we beat ourselves a lot in a lot of situations out there," a frustrated O'Leary continued. "Right now, Rutgers defense was just a lot better than our offense and that was the difference in the game."

UCF (8-5) had hoped that the momentum of a strong finish to the regular season, one in which it won the final six conference games and knocked off Marshall, Houston and UAB down the stretch, would carry over to the bowl game. But problems on both sides of the ball sabotaged the Knights' chances of pulling off the upset in this game.

Playing before roughly 29,763 Knights fans among the Tropicana Field crowd of 29,763, UCF netted just 35 yards on the ground, 33 of them coming in the fourth quarter when the outcome of the game was already decided. And in the passing game, two Brett Hodges' interceptions led to 14 points for Rutgers, bowl winners for a fourth consecutive season. And UCF's defense yielded 380 yards and eight third-down conversions.

"The offense put up 14 points and a field goal early and defensively we played our butts off. We didn't want to go out like this, and this is so disappointing," senior defensive tackle Travis Timmons said. "It's just such a big letdown. We're 0-14 now against Big East teams and 0-3 in bowl games. Torrell (Troup), Bruce (Miller) and myself along the defensive line wanted to change all of that, but unfortunately things didn't go the way we wanted them to."

Rutgers (9-4) played like an experienced team in its fifth consecutive bowl, using big plays on offense and an attacking defense to frustrate the Knights. Rutgers got six sacks and two interceptions defensively and freshman quarterback Tom Savage threw for 294 yards and two TDs.




| | UCF | RUT |
|---------|-----|-----|
| UCF | 7 | 10 |
| Rutgers | 14 | 14 |
| | 0 | 7 |
| | - | - |
| | 24 | 45 |

| | | | |
|-----|-------|-----|---|
| 1st | 8:37 | RUT | Sanu 5 run (San Te kick) |
| | 4:31 | UCF | Aiken 7 pass from Hodges (Cattoi kick) |
| | 3:54 | RUT | Brown 65 pass from Savage (San Te kick) |
| 2nd | 14:56 | UCF | Cattoi 25 field goal |
| | 5:50 | RUT | Sanu 1 run (San Te kick) |
| | 2:32 | UCF | Aiken 34 pass from Hodges (Cattoi kick) |
| | 1:38 | RUT | Anderson 19 interception return (San Te kick) |
| 3rd | 12:37 | RUT | Sanu 11 pass from Savage (San Te kick) |
| | 8:09 | RUT | San Te 43 field goal |
| 4th | 2:23 | UCF | Davis 2 run (Cattoi kick) |
| | 2:18 | RUT | Munoz 35 kickoff return (San Te kick) |

| | UCF | RUT |
|-------------------------|---------|---------|
| First Downs | 14 | 15 |
| Rushes-Yds | 30-35 | 32-86 |
| Passing Yds | 220 | 294 |
| Passes Comp.-Att.-Int. | 18-35-2 | 14-28-1 |
| Total Offense Plays-Yds | 83-623 | 80-555 |
| Fumble Returns-Yards | 0-0 | 1-0 |
| Punt Returns-Yards | 1-2 | 0-0 |
| Kickoff Returns-Yards | 1-16 | 5-74 |
| INT Returns-Yards | 1-36 | 1-12 |
| Punts (Number-Avg) | 3-44.0 | 3-38.3 |
| Fumbles-Lost | 1-1 | 0-0 |
| Penalties-Yards | 10-92 | 6-30 |

RUSHING: UCF-Brynn Harvey 13-32; Rob Calabrese 4-26; Brendan Kelly 1-4; Jonathan Davis 7-1; Brett Hodges 5-minus 28.
RUTGERS: Joe Martinek 14-44; Mohamed Sanu 13-41; Jourdan Brooks 1-4; TEAM 1-minus 1; Tom Savage 3-minus 2.
PASSING: UCF-Brett Hodges 13-28-2-175; Rob Calabrese 5-7-0-45.
RUTGERS: Tom Savage 14-27-1-294; Mohamed Sanu 0-1-0-0.
RECEIVING: UCF-Kamar Aiken 4-65; Rocky Ross 4-49; Jonathan Davis 3-29; A.J. Guyton 2-13; Quincy McDuffie 1-22; Adam Nissley 1-18; Ricky Kay 1-12; Brynn Harvey 1-7; Jamar Newsome 1-5.
RUTGERS: Tim Brown 4-99; Mohamed Sanu 4-97; Joe Martinek 3-66; Mark Harrison 2-15; Shamar Graves 1-17.
INTERCEPTIONS: UCF-Kemal Ishmael 1-0. **RUTGERS:** Damaso Munoz 1-26; Billy Anderson 1-19.
FUMBLES: UCF-None. **RUTGERS:** Mohamed Sanu 2-1.
Stadium: Tropicana Field **Attendance:** 29,763



Wide receiver Kamar Aiken celebrates one of his two touchdown receptions from quarterback Brett Hodges.

2010 AUTOZONE LIBERTY BOWL

| | |
|---------------|----|
| GEORGIA | 6 |
| UCF | 10 |

December 31, 2010 | Memphis, Tenn. | Liberty Bowl Memorial Stadium

MEMPHIS, Tenn. - A UCF football program clearly on the rise as a powerhouse to be reckoned with nationally registered a landmark victory in the AutoZone Liberty Bowl, beating Southeastern Conference power Georgia while registering the school's first-ever bowl victory.

When UCF sophomore safety Kemal Ishmael batted down a Hail Mary pass that seemed to hang in the air forever, it preserved No. 24 UCF's 10-6 defeat of Georgia and set off a wild celebration among the 8,000 Knights' fans who roared with noise inside the Liberty Bowl.

Doing something for a first time is never easy, and this first-ever bowl victory for UCF went down to the final seconds. Georgia quarterback Aaron Murray heaved a pass into the end zone for 6-foot-4 superstar wide out A.J. Green, but Ishmael was there to make the game-saving play that is sure to live in the history of the program for years to come.

Sophomore tailback Latavius Murray, the game's Outstanding Offensive Player and the MVP, scored on a 10-yard run with 9:01 to play to put the Knights ahead 10-6. And a defense that was dominant a couple of weeks ago in the Conference USA title game made it stand up. They held a Georgia offense that came in averaging 34.3 points a game to just two field goals and no touchdowns.

Freshman quarterback Jeff Godfrey capped a stellar first season on campus, helping the program win a C-USA title and the school's first bowl game. Let the comparisons to UCF legend Daunte Culpepper begin after he joined the school's lore. He completed 16 of 29 passes for 117 yards.

Georgia drove 61 yards on the first drive of the second half, but again had to settle for a Blair Walsh 42-yard field goal when the Knights got crucial pass break-ups from Ishmael and senior cornerback Justin Boddie. That 6-3 Georgia lead would be its final advantage of the game because they couldn't score against UCF's gritty defense.

UCF appeared to have scored first for the 13th time in 14 games when Quincy McDuffie took the opening kickoff back 98 yards. McDuffie, one of only nine players in the nation to return two kicks for touchdowns, hit a seam and sprinted for an apparent touchdown. However, the return was negated by a holding penalty on UCF special teams ace Ronnie Weaver.

Georgia's first drive started at the 2-yard line following a 56-yard boot by UCF senior punter Blake Clingan, but the Bulldogs proceeded to march 95 yards in the next 15 plays. But the Knights stiffened up near the goal line, forcing Georgia to settle for a field goal that put the 'Dogs up 3-0, and the Knights tied the game up 3-3 just before the half.




| | | | | | | |
|---------|---|---|---|---|---|----|
| Georgia | 3 | 0 | 3 | 0 | - | 6 |
| UCF | 0 | 3 | 0 | 7 | - | 10 |

| | | | |
|-----|------|-----|-----------------------------|
| 1st | 2:02 | UGA | Walsh 20 field goal |
| 2nd | 0:33 | UCF | Cattoi 22 field goal |
| 3rd | 9:23 | UGA | Walsh 41 field goal |
| 4th | 9:01 | UCF | Murray 10 run (Cattoi kick) |

| | UGA | UCF |
|-------------------------|---------|---------|
| First Downs | 19 | 16 |
| Rushes-Yds | 32-82 | 30-124 |
| Passing Yds | 198 | 117 |
| Passes Comp.-Att.-Int. | 21-38-2 | 16-30-2 |
| Total Offense Plays-Yds | 70-280 | 60-241 |
| Fumble Returns-Yards | 0-0 | 0-0 |
| Punt Returns-Yards | 1-18 | 3-10 |
| Kickoff Returns-Yards | 3-38 | 2-35 |
| INT Returns-Yards | 2-9 | 2-35 |
| Punts (Number-Avg) | 5-42.6 | 6-41.7 |
| Fumbles-Lost | 1-0 | 0-0 |
| Penalties-Yards | 5-35 | 3-30 |

RUSHING: Georgia-Washaun Ealey 16-60; Carlton Thomas 4-18; Aaron Murray 12-4.
 UCF-Latavius Murray 18-104; Jeff Godfrey 10-20; Jamar Newsome 1-0; Ronnie Weaver 1-0.
PASSING: Georgia-Aaron Murray 21-38-2-198. UCF-Jeff Godfrey 16-29-2-117; TEAM 0-1-0-0.
RECEIVING: Georgia-A.J. Green 8-77; Tavarres King 4-33; Kris Durham 3-47; Orson Charles 2-19; Marlon Brown 1-8; Bruce Figgins 1-8; F. Munzenmaier 1-6; Carlton Thomas 1-0.
 UCF-Brian Watters 6-57; Jamar Newsome 3-19; Kamar Aiken 3-15; Adam Nissley 2-7; Khymest Williams 1-13; Quincy McDuffie 1-6.
INTERCEPTIONS: Georgia-Brandon Boykin 1-16; Branden Smith 1-minus 7. UCF-Reggie Weams 1-22; Josh Linam 1-13.
FUMBLES: Georgia-Aaron Murray 1-0. UCF-None.
Stadium: Liberty Bowl **Attendance:** 51,231



AutoZone Liberty Bowl MVP Latavius Murray celebrates after scoring the game's only touchdown in the fourth quarter.

2012 BEEF O'BRADY'S BOWL

BALL STATE 17
UCF 38

December 21, 2012 | St. Petersburg, Fla. | Tropicana Field

ST. PETERSBURG, Fla. - The slogan of UCF for 2012 was "Finish." And the Knights did just that with an exclamation point in the 2012 Beef 'O' Brady's Bowl. UCF earned its second bowl victory in program history with a 38-17 win over Ball State.

Led by the all-time winningest senior class in school history, UCF clinched its 10th victory of the season behind an impressive effort by the duo of senior running back Latavius Murray and sophomore signal-caller Blake Bortles. Bortles capped his first full season in style, earning MVP honors while finishing 22-of-33 for 271 yards and three passing touchdowns. He also led the team with a career-high 80 yards on the ground and another score.

Murray was just as impressive, cashing in for three touchdowns (all in the first half) and 104 total yards, with 71 on the ground and 33 through the air on a team-high six catches.

The defense also did its part in the drubbing of the Cardinals. Conference USA Defensive Player of the Year Kemal Ishmael finished his career with 367 tackles after recording seven in the contest. He also forced his sixth career fumble and two pass break-ups. Fellow senior defensive end Troy Davis also went out in style with 1.5 sacks to crack the UCF top 10 with 18-career QB take downs.

After winning the toss and receiving the ball to start the game, UCF matriculated down the field, mixing the run and pass well on a 13-play, 78-yard drive that was capped off by a Bortles-to-Murray touchdown connection. The drive ate 7:33 off the clock and was aided by the sophomore QB's ability to evade the pass rush, while also connecting with rookie Breshad Perriman three times for 21 yards and a pair of first downs.

With the defense forcing a quick three-and-out, UCF's offense continued its impressive start with a seven-play 58-yard drive that saw Murray reach pay-dirt on a short 2-yard burst. The Knights closed out the first quarter outgaining the Cardinals, 160-15.

Ball State would settle in, however, with an 82-yard drive for seven points that saw Keith Wenning hit Willie Snead from seven-yards out to make it a 13-7 contest in the second quarter.

UCF responded with Bortles completely taking over on the ensuing drive. The Oviedo native became a dual threat on the drive, rushing three times for 32 yards, including a 6-yard scramble up the middle that saw him bulldoze a pair of Cardinal defenders on his way to the end zone. He capped the scoring drive with UCF's first two-point conversion since Sept. 5, 2009, hitting senior H-back Dontravius Floyd in the back of the end zone.


Ball State drove right back into UCF territory, reaching the Knights' 10-yard line prior to freshman DL Thomas Niles sacking Wenning for an 11-yard loss. The third-down tackle for loss resulted in a much longer field-goal attempt, which sailed well left of the uprights.

Starting on its own 32-yard line with just 55 seconds left in the half, Bortles hit junior Jeff Godfrey and Murray for 12 and 10 yards before launching a 45-yard beauty to a streaking Perriman, who finished with a career-best 90 yards on five catches, on the far side line. The career-long reception led to Bortles hitting Murray for the second time in the half, this time from five yards out with just five ticks left on the first-half clock.

After a 45-yard field goal by Schott to make it 28-10 with 7:54 left in the third quarter, the Cardinals attempted an onside kick that redshirt sophomore running back Cedric Thompson grabbed out of the air safely to set up the Knights at the BSU 49-yard line.

Bortles continued to shred the Ball State defense with the prime field position. He racked up 41 of the next 49 yards through the air, tying his career record and a Beef 'O' Brady's Bowl mark with touchdown pass No. 3 from seven yards out to fellow sophomore J.J. Worton.

Sophomore Shawn Moffitt would cap the Knights' scoring on the year with a 25-yard field goal to make it 38-10. The Cardinals tacked on a late touchdown to account for the final tally of 38-17. On the season, UCF finished with 496 total points, second all-time in program history.



| | | | | | | |
|------------|----|----|---|---|---|----|
| Ball State | 0 | 7 | 3 | 7 | - | 17 |
| UCF | 13 | 15 | 7 | 3 | - | 38 |

| | | | |
|-----|-------|-----|---|
| 1st | 7:27 | UCF | Murray 7 pass from Bortles (Moffitt kick) |
| | 3:59 | UCF | Murray 2 run (Moffitt kick blocked) |
| 2nd | 10:41 | BSU | Snead 7 pass from Wenning (Schott kick) |
| | 5:50 | UCF | Bortles 6 run (Floyd pass from Bortles) |
| | 0:05 | UCF | Murray 5 pass from Bortles (Moffitt kick) |
| 3rd | 7:54 | BSU | Schott 45 field goal |
| | 4:23 | UCF | Worton 7 pass from Bortles (Moffitt kick) |
| 4th | 10:12 | UCF | Moffitt 25 field goal |
| | 5:26 | BSU | Snead 16 pass from Wenning (Schott kick) |

| | BSU | UCF |
|-------------------------|---------|---------|
| First Downs | 23 | 33 |
| Rushes-Yds | 24-71 | 42-222 |
| Passing Yds | 217 | 272 |
| Passes Comp.-Att.-Int. | 22-35-0 | 22-33-0 |
| Total Offense Plays-Yds | 59-288 | 75-494 |
| Fumble Returns-Yards | 0-0 | 0-0 |
| Punt Returns-Yards | 0-0 | 1-2 |
| Kickoff Returns-Yards | 4-81 | 2-3 |
| INT Returns-Yards | 0-0 | 0-0 |
| Punts (Number-Avg) | 3-34.3 | 1-32.0 |
| Fumbles-Lost | 1-1 | 0-0 |
| Penalties-Yards | 6-53 | 8-71 |

RUSHING: BSU-Jahwan Edwards 14-89; Horacio Banks 5-1; Keith Wenning 5-minus 19. UCF-Blake Bortles 9-80; Latavius Murray 21-71; Storm Johnson 6-50; Quincy McDuffie 2-8; Brynn Harvey 3-7; Jeff Godfrey 1-6.

PASSING: BSU-Keith Wenning 22-34-0-217; Kelly Page 0-1-0-0. UCF-Blake Bortles 22-33-0-272.

RECEIVING: BSU-Willie Snead 7-78; Zane Fakes 6-57; KeVonn Mabon 3-30; Connor Ryan 2-26; Horacio Banks 1-15; Dylan Curry 1-13; Jahwan Edwards 1-0; Kitt O'Brien 1-minus 2. UCF-Latavius Murray 6-33; Breshad Perriman 5-90; Rannell Hall 4-74; J.J. Worton 3-32; Jeff Godfrey 3-29; Justin Tukes 1-14.

INTERCEPTIONS: BSU-None. UCF-None.

FUMBLES: BSU-Jahwan Edwards 1-1. UCF-None.

Stadium: Tropicana Field **Attendance:** 21,759



Only a sophomore, Blake Bortles had no trouble with the Ball State defense, going 22-for-33 for 272 yards and three touchdowns. The Beef 'O' Brady's Bowl MVP also rushed for 80 yards and a touchdown.

2014 TOSTITOS FIESTA BOWL

| | |
|-------------|----|
| UCF | 52 |
| BAYLOR..... | 42 |

January 1, 2014 | Glendale, Ariz. | University of Phoenix Stadium

GLENDAL, Ariz. - The most memorable season in UCF football history ended with the most memorable win in program history. In thrilling fashion, the Knights took a 52-42 triumph over No. 6 Baylor in the 2014 Tostitos Fiesta Bowl.

The No. 15 Knights (12-1) won their third-consecutive bowl game and set a school record with their 12th victory of the season. UCF came into the season with just one victory over a ranked opponent and ended the historic effort with their second over a ranked squad in 2013 alone. To make the accomplishment even more impressive, both wins over ranked teams came against Top 10 opponents.

Junior quarterback Blake Bortles was named the Tostitos Fiesta Bowl Offensive Player of the Game after racking up 301 passing yards and three touchdowns to go along with a career-high 93 yards rushing and a touchdown.

UCF's offense matched Baylor's high-powered attack every step of the way. The Bears came into the contest leading the NCAA in scoring offense and total offense, but it was the Knights who racked up 52 points and 558 total yards for the victory. The points and yardage were the largest totals ever by UCF in a bowl game and against a ranked opponent.

Much was said before the game about how the Knights' defense would stack up against Baylor's up-tempo offense. UCF, however, came into the game with the 13th-ranked scoring defense in the nation. The Knights forced seven Baylor punts and two turnovers, while holding the Bears 11 points and 75 yards beneath their season averages.

The Knights began to put the wild back-and-forth affair on ice when Storm Johnson ripped off a 40-yard touchdown run to give UCF a 49-35 advantage with 10:26 remaining. Johnson set a new career high with 124 rushing yards and matched his season-high mark with three rushing touchdowns. The Knights accounted for the winning total with a 36-yard field goal from Shawn Moffitt with less than five minutes remaining.

UCF got off to a roaring start. After receiving the opening kickoff, the Knights churned out 76 yards in six rush attempts, capped off by an 11-yard touchdown burst by Johnson. This marked the first touchdown drive of the season for the Knights that came without a single pass attempt.

After forcing a three-and-out, the Black and Gold again marched down the field, primarily on the strength of its rushing attack. After Bortles found Breshad Perriman streaking down the left sideline for a 34-yard gain, UCF returned to its ground control attack with four consecutive running plays. Johnson's 2-yard touchdown plunge gave the Knights a 14-0 advantage just eight minutes into the contest.

Junior Rannell Hall proved once again that his nickname, "Speedy" is appropriate as he took two short, second-quarter passes to the house. Both catches were made near the line of scrimmage and featured Hall out-running the Baylor secondary, with help from some terrific blocking from fellow wideouts Josh Reese, J.J. Worton and Taylor Oldham.

While Bortles brought home Offensive Player of the Game honors, Terrance Plummer was named Defensive Player of the Game. The junior linebacker racked up a game-high 14 tackles, including half a sack. Sean Maag (12 tackles) and Clayton Geathers (10 tackles) both recorded double-digit stops as well.



| | | | | | | |
|--------|----|----|---|----|---|----|
| UCF | 14 | 14 | 7 | 17 | - | 52 |
| Baylor | 7 | 13 | 8 | 14 | - | 42 |

| | | | |
|-----|-------|-----|---|
| 1st | 11:24 | UCF | Johnson 11 run (Moffitt kick) |
| | 7:46 | UCF | Johnson 2 run (Moffitt kick) |
| | 3:49 | BAY | Petty 1 run (Jones kick) |
| 2nd | 8:01 | BAY | Norwood 30 pass from Petty (Trahan pass failed) |
| | 5:05 | UCF | Hall 50 pass from Bortles (Moffitt kick) |
| | 2:55 | BAY | Petty 13 run (Jones kick) |
| | 0:44 | UCF | Hall 34 pass from Bortles (Moffitt kick) |
| 3rd | 10:18 | BAY | Petty 1 run (Petty rush) |
| | 5:38 | UCF | Perriman 10 pass from Bortles (Moffitt kick) |
| 4th | 13:37 | UCF | Bortles 15 run (Moffitt kick) |
| | 12:16 | BAY | Martin 9 run (Jones kick) |
| | 10:26 | UCF | Johnson 40 run (Moffitt kick) |
| | 4:44 | UCF | Moffitt 36 field goal |
| | 1:15 | BAY | Fuller 9 pass from Petty (Jones kick) |

| | UCF | BAY |
|-------------------------|---------|---------|
| First Downs | 29 | 27 |
| Rushes-Yds | 44-255 | 38-194 |
| Passing Yds | 301 | 356 |
| Passes Comp.-Att.-Int. | 20-31-2 | 30-47-1 |
| Total Offense Plays-Yds | 75-556 | 85-550 |
| Fumble Returns-Yards | 0-0 | 0-0 |
| Punt Returns-Yards | 1-9 | 1-(-1) |
| Kickoff Returns-Yards | 4-73 | 9-208 |
| INT Returns-Yards | 1-0 | 2-(-2) |
| Punts (Number-Avg) | 4-41.0 | 7-43.6 |
| Fumbles-Lost | 2-1 | 1-0 |
| Penalties-Yards | 4-40 | 17-135 |

RUSHING: UCF-Storm Johnson 20-124; Blake Bortles 8-93; William Stanback 13-33; Jeff Godfrey 1-7; Team 2-(-2). BAY-Lache Seastrunk 17-117; Antwan Goodley 1-22; Glasco Martin 6-19; Shock Linwood 3-19; Bryce Petty 11-17.

PASSING: UCF-Blake Bortles 20-31-2-301. BAY-Bryce Petty 30-47-1-356.

RECEIVING: UCF-Jeff Godfrey 5-60; J.J. Worton 5-56; Rannell Hall 4-113; Breshad Perriman 3-48; William Stanback 2-25; Storm Johnson 1-(-1). BAY-Corey Coleman 7-88; Jay Lee 5-80; Tevin Reese 5-43; Levi Norwood 4-63; Antwan Goodley 4-20; Clay Fuller 3-52; Jordan Najvar 1-7; Shock Linwood 1-3.

INTERCEPTIONS: UCF-Brandon Alexander 1-0. BAY-Eddie Lackey 1-0; Demetri Goodson 1-(-2).

FUMBLES: UCF-William Stanback 1-0; Storm Johnson 1-1.

BAY-Bryce Petty 1-0.

Stadium: University of Phoenix Stadium **Attendance:** 65,172



2014 BITCOIN ST. PETERSBURG BOWL

| | |
|----------------|----|
| NC STATE | 34 |
| UCF | 27 |

December 26, 2014 | St. Petersburg, Fla. | Tropicana Field



ST. PETERSBURG, Fla. - The UCF Knights fell just short of another stirring comeback at Tropicana Field in the Bitcoin St. Petersburg Bowl. UCF trailed North Carolina State 34-13 in the fourth quarter, and mounted a rally before falling, 34-27.

A Niklas Sade field goal put the Wolfpack on top by 21 points with 12:37 remaining in the contest. But senior captain Josh Reese, who scored all three of the UCF (9-4) touchdowns, hauled in a 14-yard strike from quarterback Justin Holman less than three minutes later, bringing a huge, partisan UCF crowd back into the game.

When the UCF defense got a three-and-out, the Knights' faithful really began believing. However, a Holman interception slowed the Knights' momentum mid-way through the fourth quarter.

NC State (8-5) had two empty possessions, punting and missing a field goal, but a great deal of time ran off the clock.

The Knights started moving the ball again when they took over with 2:56 remaining. Just 1:12 later, Reese found the end zone a third time on a 2-yard pass from Holman. That score pulled UCF within seven points, 34-27.

With 1:44 remaining and no timeouts, the Knights needed to recover an onside kick to have a chance. NC State secured the kick and was able to run out the clock.

Meanwhile, thousands of Knight fans chanted "UCF! UCF! UCF!" and saluted their team as they left the field. An estimated 20,000-plus UCF fans made the short trip and were a part of a near-sellout of 26,675.

The Knights opened the scoring on the first possession of the game. A 40-yard Shawn Moffitt field goal put the Knights on top 3-0. But NC State answered on its first possession with an 18-yard halfback pass to Jaylen Samuels to go on top 7-3. The Knights regained the lead 10-7 early in the second quarter. Holman rifled a pass to Reese at the goal line from six yards out.

But it was all Wolfpack for the next two-plus quarters, as NC State outscored the Knights 27-3 to go on top by 21 points. Wolfpack quarterback Jacoby Brissett found a wide open Johnathan Alston for a 37-yard score to make it 14-10. An NC State field goal with 3:16 remaining in the first half pushed the score to 17-10 at halftime. Matt Dayes ran up the middle for a 19-yard score on the opening drive of the second half, putting the Wolfpack on top 24-10. The Knights got three points back after Wolfpack turnover, with Moffitt hitting from 36 yards out to make it 24-13. NC State answered with another Dayes score, as he went untouched up the middle late in the third, making it 31-13.

For the game, the Wolfpack out-gained the Knights 487-373. Brissett was named the game's MVP after passing for 262 yards and rushing for 31 more. Holman threw for 291 yards on 23-of-53 with three scores to pace the UCF offense. Breshad Perriman had nine receptions for 138 yards. Defensively, UCF was led by senior captain Clayton Geathers, who racked up 14 tackles.

| | | | | | | |
|----------|---|----|----|----|---|----|
| NC State | 7 | 10 | 14 | 3 | - | 34 |
| UCF | 3 | 7 | 3 | 14 | - | 27 |

| | | | |
|-----|-------|------|---|
| 1st | 10:06 | UCF | Moffitt 40 field goal |
| | 6:11 | NCSU | Samuels 18 pass from Thornton (Sade kick) |
| 2nd | 12:34 | UCF | Reese 6 pass from Holman (Moffitt kick) |
| | 9:05 | NCSU | Alston 37 pass from Brissett (Sade kick) |
| | 3:16 | NCSU | Sade 19 field goal |
| 3rd | 11:55 | NCSU | Dayes 24 run (Sade kick) |
| | 5:45 | UCF | Moffitt 36 field goal |
| | 3:05 | NCSU | Dayes 15 run (Sade kick) |
| 4th | 12:37 | NCSU | Sade 45 field goal |
| | 11:01 | UCF | Reese 14 pass from Holman (Moffitt kick) |
| | 1:44 | UCF | Reese 2 pass from Holman (Moffitt kick) |

| | NCSU | UCF |
|-------------------------|---------|---------|
| First Downs | 26 | 21 |
| Rushes-Yds | 49-187 | 28-82 |
| Passing Yds | 300 | 291 |
| Passes Comp.-Att.-Int. | 17-28-0 | 23-53-1 |
| Total Offense Plays-Yds | 77-487 | 81-373 |
| Fumble Returns-Yards | 0-0 | 0-0 |
| Punt Returns-Yards | 0-0 | 1-(-2) |
| Kickoff Returns-Yards | 1-22 | 1-27 |
| INT Returns-Yards | 1-36 | 0-0 |
| Punts (Number-Avg) | 4-46.5 | 6-42.8 |
| Fumbles-Lost | 2-1 | 0-0 |
| Penalties-Yards | 6-34 | 3-30 |

RUSHING: NCSU-Shadrach Thornton 17-96; Matt Dayes 13-78; Jacoby Brissett 14-31; Jaylen Samuels 1-0; Team 3-(-4); Bryan Underwood 1-(-14). UCF-William Stanback 12-38; Justin Holman 9-27; Dontravious Wilson 3-9; Josh Reese 1-6; Rannell Hall 3-2.

PASSING: NCSU-Jacoby Brissett 15-26-0-262; Shadrach Thornton 1-1-0-18; Bo Hines 1-1-0-20. UCF-Justin Holman 23-53-1-291.

RECEIVING: NCSU-Bo Hines 3-79; Jonathan Alston 3-58; Jaylen Samuels 3-41; Bra'Lon Cherry 2-35; David Grinnage 2-27; Jacoby Brissett 1-20; Matt Dayes 1-18; Marquez Valdes-Scantling 1-13; Tyler Purvis 1-9. UCF-Breshad Perriman 9-138; Rannell Hall 7-78; Josh Reese 6-75; Justin Tukes 1-0.

INTERCEPTIONS: NCSU-Josh Jones 1-36. UCF-None.

FUMBLES: NCSU-Jacoby Brissett 2-1. UCF-None.

Stadium: Tropicana Field **Attendance:** 26,675

Closing out his senior year with a career-high three touchdown receptions, Josh Reese was selected as UCF's team MVP after the game.



2018 CHICK-FIL-A PEACH BOWL

| | |
|--------------|----|
| UCF | 34 |
| AUBURN | 27 |

January 1, 2018 | Atlanta, Ga. | Mercedes-Benz Stadium

ATLANTA, Ga. – Behind 21 unanswered points in the second half, the UCF football team capped a perfect 13-0 season with a 34-27 win over No. 7 Auburn in the 2018 Chick-fil-A Peach Bowl on New Year's Day.

Down seven late in the third quarter, the No. 12 Knights stormed back into the game. Quarterback McKenzie Milton hit Otis Anderson on a screen pass that the freshman took to the end zone to tie the game with 1:30 to play in the third. Following a Tigers punt, the Knights offense drove back into Auburn territory. Milton danced around a few would-be tacklers, stepped up in the pocket and found a cutting Dredrick Snelson from eight yards out to give the Knights a 27-20 lead.

Auburn took over at their own 20-yard line with 6:58 left to play and a chance to even the score. Tigers quarterback Jarrett Stidham threw a pass that was intended for a cutting receiver for a short gain, but senior Chequan Burkett stepped in front to intercept the pass. The native of Montgomery, Ala., had no one in front of him and sprinted 45 yards to the end zone for the game-winning score.

Burkett, along with Shaquem Griffin and the UCF defense, gave the Tigers all they could handle. UCF racked up a season-high six sacks and 11 tackles for loss. UCF recorded a pair of takeaways. In addition to Burkett's pick-six, A.J. Wooten set up the Knights' first touchdown in the second quarter. The redshirt junior jarred the ball loose from Stidham, and it bounced into the hands of Tre Neal, which later led to an 18-yard scoring run for Milton.

MCKENZIE FRENZY

- Milton was 16-of-35 for 242 and a pair of passing touchdowns and added a score on the ground, earning Chick-fil-A Peach Bowl Offensive MVP honors.
 - After slow start in the first half, Milton was nearly unstoppable in the second half. He completed 13 of 18 passes for 212 yards.
 - The sophomore led the team in rushing with a career-high 116 yards for 8.9 yards per carry.
- Milton now holds the UCF record for single-season rushing yards by a quarterback. The previous record was 566, set by Jeff Godfrey in 2010. Milton finished the season with 613.



| | | | | | | |
|--------|---|----|----|----|---|----|
| UCF | 0 | 13 | 7 | 14 | - | 34 |
| Auburn | 3 | 3 | 14 | 7 | - | 27 |

| | | | |
|-----|-------|-----|---|
| 1st | 07:01 | AU | Carlson 25 yd field goal |
| 2nd | 11:11 | UCF | Wright 33 yd field goal |
| | 08:51 | UCF | Milton 18 yd run (Wright kick) |
| | 00:45 | AU | Carlson 46 yd field goal |
| | 00:00 | UCF | Wright 45 yd field goal |
| 3rd | 14:05 | AU | Hastings 26 yd pass from Stidham (Carlson kick) |
| | 07:55 | AU | Johnson 4 yd run (Carlson kick) |
| | 01:30 | UCF | Anderson 12 yd pass from Milton (Wright kick) |
| 4th | 11:36 | UCF | Snelson 8 yd pass from Milton (Wright kick) |
| | 05:56 | UCF | Burket 45 yd interception return (Wright kick) |
| | 04:12 | AU | Stove 7 yd run (Carlson kick) |

| | UCF | AU |
|-------------------------|---------|---------|
| First Downs | 20 | 28 |
| Rushes-Yds | 36-169 | 44-90 |
| Passing Yds | 242 | 331 |
| Passes Comp.-Att.-Int. | 16-35-0 | 28-43-2 |
| Total Offense Plays-Yds | 71-411 | 87-421 |
| Fumble Returns-Yards | 1-36 | 1-1 |
| Punt Returns-Yards | 1-1 | 1-10 |
| Kickoff Returns-Yards | 4-90 | 6-174 |
| INT Returns-Yards-TD | 2-45-1 | 0-0-0 |
| Punts (Number-Avg) | 5-40.2 | 5-39.2 |
| Fumbles-Lost | 2-1 | 1-1 |
| Penalties-Yards | 8-74 | 8-61 |

RUSHING: UCF-McKenzie Milton 13-116; Otis Anderson 11-38; Adrian Killins Jr. 10-28; Team 2-minus 13. Auburn-Kerryon Johnson 22-71; Kam Martin 6-24; Eli Stove 3-23; Devan Barrett 1-minus 3; Jarrett Stidham 12-minus 25.

PASSING: UCF-McKenzie Milton 16-35-0-242. Auburn-Jarrett Stidham 28-43-2-331.

RECEIVING: UCF-Tre'Quan Smith 5-89; Dredrick Snelson 4-39; Jordan Akins 2-56; Gabriel Davis 2-38; Otis Anderson 2-17; Adrian Killins Jr. 1-3. Auburn-Ryan Davis 8-47; Will Hastings 6-117; Darius Slayton 5-69; N. Craig-Myers 3-54; Chandler Cox 2-23; Marquis McClain 1-10; Kerryon Johnson 1-6; Devan Barrett 1-4; Eli Stove 1-1.

INTERCEPTIONS: UCF-Chequan Burkett 1-45; Antwan Collier 1-0. Auburn-None.

FUMBLES: UCF-Team 2-1. Auburn-Jarrett Stidham 1-1.

Stadium: Mercedes-Benz Stadium **Attendance:** 71,109

McKenzie Milton closed out his impressive sophomore season as the Offensive Most Valuable Player of the Peach Bowl, totaling 358 yards of total offense and three total touchdowns.

2019 PLAYSTATION FIESTA BOWL

| | |
|-----------|----|
| LSU | 40 |
| UCF | 32 |

January 1, 2019 | Glendale, Ariz. | State Farm Stadium

GLENDALE, Ariz. – Senior defensive lineman Titus Davis took a knee on the 35-yard-line, his silence only interrupted by teammates who approached to extend their hand or a hug.

Senior linebacker Pat Jasinski hugged quarterback McKenzie Milton and told him he loved him like a brother.

Senior punter Mac Loudermilk thanked a slew of teammates one by one before taking a moment for himself to stand near the end zone and soak up the scene before him as memories of the past five years brought tears to his eyes.

The No. 7 UCF football team didn't get the ride-off-into-the-sunset ending it was hoping for in its 40-32 loss to No. 11 LSU at Tuesday's PlayStation Fiesta Bowl.

But this journey was something they'll never forget.

"I wouldn't trade this for anything in the world. Do I wish this game would have come out a little bit differently? Yeah. It's bittersweet," Loudermilk said. "What I want is for people to know this team pushes through any adversity there is, no matter what it is. I hope we stir the pot for expansion. I hope we've opened some people's eyes that we play real ball, and we can play with anybody. There is no limit to this team. Orlando has a hometown team and I think the school is only going to skyrocket from here."

The Streak that Knight Nation will Always Remember

The Knights' spectacular win streak came to an end after 25 games and a span of 745 days, dating to Aug. 31, 2017. The accomplishment will be listed in the NCAA record book among the longest win streaks ever recorded and marks the fourth-longest win streak this millennium (Miami, 34 – 2000-03; Florida State, 29 – 2012-14; Alabama, 26 – 2015-16).

During the last two years, the Knights won two War On I-4 rivalry matchups against USF. They bested four different nationally ranked opponents. They set an American Athletic Conference record for all-conference honorees in a single season. They welcomed ESPN's iconic show College GameDay to campus for the first time. They won two conference championships. They won the 2018 Chick-fil-A Peach Bowl and celebrated a national championship season.

And despite all that, those accomplishments will always fall second to the brotherhood and family they gained.

"I told the team in the locker room, 'You wipe y'all tears,'" linebacker Nate Evans said. "I know it's hard for some of these seniors, it's their last game. But football doesn't last forever. It's just a game. It's going to end. The memories that we have together as this UCF football team (are) going to last forever."



| | LSU | 10 | 14 | 10 | 6 | - | 40 |
|-----|-----------|---|----|----|---|---|----|
| | UCF | 14 | 7 | 3 | 8 | - | 32 |
| 1st | 12:38 LSU | Tracy 24 yd field goal | | | | | |
| | 10:56 UCF | McCrae 25 yd run (Wright kick) | | | | | |
| | 06:39 UCF | Moore 93 yd interception return (Wright kick) | | | | | |
| | 01:27 LSU | Jefferson 22 yd pass from Burrow (Tracy kick) | | | | | |
| 2nd | 12:59 LSU | Dillon 49 yd pass from Burrow (Tracy kick) | | | | | |
| | 07:11 LSU | Jefferson 33 yd pass from Burrow (Tracy kick) | | | | | |
| | 00:04 UCF | Davis 32 yd pass from Mack (Wright kick) | | | | | |
| 3rd | 12:38 LSU | Chase 32 yd pass from Burrow (Tracy kick) | | | | | |
| | 05:18 LSU | Tracy 28 yd field goal | | | | | |
| | 03:01 UCF | Wright 37 yd field goal | | | | | |
| 4th | 12:09 LSU | Tracy 28 yd field goal | | | | | |
| | 04:12 LSU | Tracy 26 yd field goal | | | | | |
| | 02:24 UCF | McGowan 2 yd run (Anderson pass from Mack) | | | | | |

| | LSU | UCF |
|-------------------------|---------|---------|
| First Downs | 32 | 17 |
| Rushes-Yds | 52-161 | 30-130 |
| Passing Yds | 394 | 120 |
| Passes Comp.-Att.-Int. | 21-34-1 | 12-31-1 |
| Total Offense Plays-Yds | 86-555 | 61-250 |
| Fumble Returns-Yards | 0-0 | 0-0 |
| Punt Returns-Yards | 2-1 | 0-0 |
| Kickoff Returns-Yards | 3-110 | 1-6 |
| INT Returns-Yards-TD | 1-1-0 | 1-93-1 |
| Punts (Number-Avg) | 3-36.0 | 6-49.5 |
| Fumbles-Lost | 1-1 | 1-1 |
| Penalties-Yards | 14-145 | 12-104 |

RUSHING: LSU-Brossette 29-117; Helaire 10-32; Burrow 9-24; Jefferson 1-minus 5. UCF-McCrae 10-81; Anderson 3-23; Killins 3-17; Williams 1-6; McGowan 2-6; Mack 11-minus 3.

PASSING: LSU-Burrow 21-34-1-394. UCF-Mack 11-30-1-97; Williams 1-1-0-23.

RECEIVING: LSU-Chase 6-93; Jefferson 4-87; Sullivan 3-76; Helaire 3-25; Dillon 2-86; Moreau 2-22; Brossette 1-5. UCF-Davis 3-59; Colubiale 3-20; Snelson 2-24; Killins 2-minus 8; Mack 1-23; McCrae 1-2.

INTERCEPTIONS: LSU-Stevens 1-1. UCF-Moore 1-93-1.

FUMBLES: LSU-Jefferson 1-1. UCF-Mack 1-1.

Stadium: State Farm Stadium

Attendance: 57,246



Greg McCrae gave the Knights their first touchdown of the 2019 PlayStation Fiesta Bowl, one of his 10 rushing scores on the season. As a sophomore, McCrae rushed for 1,182 yards on the ground.

2019 BAD BOY MOWERS GASPARILLA BOWL

| | |
|----------------|----|
| UCF | 48 |
| MARSHALL | 25 |

December 23, 2019 | Tampa, Fla. | Raymond James Stadium

TAMPA – After nearly a month off from playing, the UCF football team got things started quickly on Monday afternoon, scoring 21 points in the first eight minutes on the way to 48-25 victory over Marshall at the 2019 Bad Boy Mowers Gasparilla Bowl at Raymond James Stadium.

Two of the Knights' (10-3) first three scores came from the defense, as Richie Grant snagged his first pick of the season and returned it 39 yards for a touchdown on the third play from scrimmage.

After punts from both teams, freshman Dillon Gabriel led a 6-play, 65-yard drive that culminated with a 26-yard Greg McCrae touchdown to put the Knights up 14-0 less than six minutes into the game.

Marshall (8-5) then began a drive at its own 21-yard line and advanced it to UCF's 40-yard line, before the Knights defense struck again. Tre'Mon Morris-Brash knocked down a backwards pass and picked it up to record the first forced fumble and the first fumble recovery of his career. Better than that, he then ran 55 yards to the end zone to give his team a 21-0 advantage it never looked back from.

A penalty-riddled, defensive-minded second quarter came and went with the Knights going into the locker room with a 24-7 lead.

The offense took its turn after the break, as the two teams totaled 39 combined points in the third quarter. Following the hour-long period, UCF found itself leading 45-25.

Gabriel, who was named the game's Most Valuable Player after the win, hit Otis Anderson on a 4th-and-7 screen pass that went 35 yards to paydirt to get things started in the quarter. Gabriel also rushed for a score and connected with Marlon Williams on a 75-yard score down the sideline to give the Knights a 45-25 lead heading into the final frame.

The Knights' offense controlled the clock and the defense kept the Herd at bay in the fourth quarter. Dylan Barnas's second field goal of the game, at the 9:01 mark, was the lone score of the period, and UCF left Tampa with the 48-25 victory over its former rival.

The Knights' 586 yards of total offense and 310 yards rushing both marked program records in a bowl game, while the 48 points were just four points shy of the 52 scored against Baylor in the 2014 Tostitos Fiesta Bowl.

The defense totaled five turnovers on the day, another UCF bowl-game record.

The game's MVP, Gabriel finished the day 14-of-24 for 260 yards passing with two touchdowns and no interceptions. The true freshman also added a score on the ground.

UCF finished the 2019 season at 10-3, the program's third straight 10-win season, a first for UCF.

Dillon Gabriel was named the Gasparilla Bowl's Most Valuable Player as a true freshman after throwing for 260 yards and two touchdowns with no interceptions.



| | UCF | 3 | 21 | 3 | 48 |
|----------|-----|---|----|---|----|
| Marshall | 0 | 7 | 18 | 0 | 25 |

| | | |
|-----|-----------|---|
| 1st | 14:04 UCF | Grant 39 yd interception return (Barnas kick) |
| | 09:12 UCF | McCrae 26 yd run (Barnas kick) |
| | 07:00 UCF | Morris-Brash 55 yd fumble return (Barnas kick) |
| 2nd | 12:28 MAR | Abraham 75 yd interception return (Rohrwasser kick) |
| | 00:00 UCF | Barnas 36 yd field goal |
| 3rd | 12:50 UCF | Anderson 35 yd pass from Gabriel (Barnas kick) |
| | 09:33 MAR | Green 3 yd run (Rohrwasser kick) |
| | 07:10 UCF | Gabriel 3 yd run (Barnas kick) |
| | 06:51 MAR | Johnson 70 yd pass from Green (Obialo from Green) |
| | 06:39 UCF | Williams 75 yd pass from Gabriel (Barnas kick) |
| | 01:08 MAR | Rohrwasser 50 yd field goal |
| 4th | 09:01 UCF | Barnas 30 yd field goal |

| | UCF | MAR |
|-------------------------|---------|---------|
| First Downs | 25 | 19 |
| Rushes-Yds | 47-310 | 44-167 |
| Passing Yds | 277 | 194 |
| Passes Comp.-Att.-Int. | 17-31-1 | 11-25-2 |
| Total Offense Plays-Yds | 78-587 | 69-361 |
| Fumble Returns-Yards-TD | 1-55-1 | 0-0-0 |
| Punt Returns-Yards | 3-24 | 1-22 |
| Kickoff Returns-Yards | 0-0 | 6-138 |
| INT Returns-Yards-TD | 2-73-1 | 1-75-1 |
| Punts (Number-Avg) | 4-39.5 | 4-41.8 |
| Fumbles-Lost | 2-0 | 4-3 |
| Penalties-Yards | 10-93 | 8-67 |

RUSHING: UCF-McCrae 14-80; Thompson 9-74; Anderson 9-61; Mack Jr. 7-58; Coles 2-40; Evans 2-10; Gabriel 3-1. MAR-Knox 26-103; Johnson 1-25; Gaines 3-19; Green 10-19; Thomson 3-6; Keaton 1-minus 5.

PASSING: UCF-Gabriel 14-24-0-260; Mack Jr. 3-7-1-17. MAR-Green 9-23-2-173; Thomson 2-2-0-21.

RECEIVING: UCF-Williams 7-132; 5-69; Nixon 2-54; McCrae 2-18; Benkel 1-4. MAR-Obialo 4-45; Levias 3-67; Gaines 3-12; Johnson 1-70.

INTERCEPTIONS: UCF-Grant 1-39; Collier 1-34. MAR-Abraham 1-75.

FUMBLES: UCF- Team 1-0; Williams 1-0. MAR-Levias 1-1; Green 1-0; Knox 1-1; Keaton 1-1.

Stadium: Raymond James Stadium

Attendance: 33,539



2020 ROOFCLAIM.COM BOCA RATON BOWL

| | |
|-----------|----|
| UCF | 23 |
| BYU | 49 |

December 22, 2020 | Boca Raton, Fla. | FAU Stadium

BOCA RATON, Fla. - The UCF football team closed out the 2020 season at the RoofClaim.com Boca Raton Bowl, falling to 13th-ranked BYU by a score of 49-23 Tuesday evening at FAU Stadium in Boca Raton.

The Knights concluded the campaign with a record of 6-4, marking the winningest four-season span and winningest five-season span in program history, dating back to 2017 and 2016, respectively.

BYU (11-1) scored the first 21 points of the game and never looked back, leading 35-10 at halftime and 49-17 after three quarters of play.

Cougars quarterback Zach Wilson was 26-of-34 for 425 yards with three touchdowns through the air. He also ran for two scores on five rushes for 12 yards on the ground. Tyler Allgeier led the BYU ground attack with 19 rushes for 173 yards and a touchdown.

For UCF, quarterback Dillon Gabriel went 21-of-45 for 217 yards and threw two touchdown passes, one to Jaylon Robinson and one to Jacob Harris. Greg McCrae rushed 18 times for 77 yards and a score on the ground.

Jermaine McMillian led a depleted UCF defense with a career-high 11 total tackles, while Tatum Bethune had five tackles and a sack.

Tuesday marked the fifth consecutive season that the Knights have played in a bowl game, the first such stretch in program history.



| | | | | | |
|-----|----|----|----|---|----|
| UCF | 0 | 10 | 7 | 6 | 23 |
| BYU | 21 | 14 | 14 | 0 | 49 |

| | | | |
|-----|-------|-----|---|
| 1st | 13:11 | BYU | Wilson 15 yd run (Oldroyd kick) |
| | 11:10 | BYU | Rex 36 yd pass from Wilson (Oldroyd kick) |
| | 00:25 | BYU | Wilson 4 yd run (Oldroyd kick) |
| 2nd | 10:11 | UCF | McCrae 5 yd run (Obarski kick) |
| | 07:11 | BYU | Rex 27 yd pass from Wilson (Oldroyd kick) |
| | 03:31 | BYU | Pau'u 35 yd pass from Wilson (Oldroyd kick) |
| | 00:19 | UCF | Obarski 35 yd field goal |
| 3rd | 13:11 | BYU | Allgeier 39 yd run (Oldroyd kick) |
| | 09:31 | BYU | Romney 6 yd run (Oldroyd kick) |
| | 00:05 | UCF | Harris 21 yd pass from Gabriel (Obarski kick) |
| 4th | 07:53 | UCF | Robinson 9 yd pass from Gabriel (Gabriel pass failed) |

| | UCF | BYU |
|-------------------------|---------|---------|
| First Downs | 28 | 34 |
| Rushes-Yds | 43-194 | 38-214 |
| Passing Yds | 217 | 441 |
| Passes Comp.-Att.-Int. | 21-45-0 | 27-35-0 |
| Total Offense Plays-Yds | 88-411 | 73-655 |
| Fumble Returns-Yards-TD | 0-0 | 0-0 |
| Punt Returns-Yards | 1-0 | 1-10 |
| Kickoff Returns-Yards | 3-54 | 3-68 |
| INT Returns-Yards-TD | 0-0 | 0-0 |
| Punts (Number-Avg) | 5-40.8 | 1-47.0 |
| Fumbles-Lost | 0-0 | 0-0 |
| Penalties-Yards | 7-54 | 5-55 |

RUSHING: UCF-McCrae 18-77; Anderson 16-73; Gabriel 6-31; Thompson 3-13. BYU-Allgeier 19-173; Katoa 7-21; Wilson 5-12; Milne 1-7; Romney 2-6.
PASSING: UCF-Gabriel 21-45-0-217. BYU-Wilson 26-34-0-425; Pau'u 1-1-0-16.
RECEIVING: UCF-Nixon 5-48; Harris 4-67; Robinson 4-44; Credle 2-22; McCrae 2-13; Anderson 2-11; O'Keefe 1-8; Hescocock 1-4. BYU-Milne 7-70; Rex 5-96; Pau'u 5-86; Katoa 4-90; Allgeier 3-60; Wilson 1-16; Romney 1-12; Jackson 1-11.
INTERCEPTIONS: UCF-None. BYU-None.
FUMBLES: UCF-None. BYU-None.
Stadium: FAU Stadium **Attendance:** 6,000



Jacob Harris caught four passes for 67 yards and a touchdown, his eighth of his senior season. The former walk-on turned his impressive season into a shot at the pros when he was selected in the fourth round of the NFL Draft by the Los Angeles Rams.

2021 UNION HOME MORTGAGE GASPARILLA BOWL

| | |
|---------------|----|
| UCF | 29 |
| FLORIDA | 17 |

December 23, 2021 | Tampa, Fla. | Raymond James Stadium

TAMPA – It marked UCF’s 50th win in the last five seasons. That’s 11 more than any other team in the state of Florida during that span, including the Gators. The Knights added to that Sunshine State dominance on Thursday, defeating Florida 29-17 in the 2021 Union Home Mortgage Gasparilla Bowl at a full-capacity Raymond James Stadium.

It’s UCF’s third bowl victory since 2017, which is also the most of any team in the state. And this is all before the Knights begin play in the Big 12 Conference, which could begin as early as the 2023 season.

In head coach Gus Malzahn’s first season at UCF, he overcame many injuries to key players, and one of his own – a broken bone in his leg suffered late in the regular season – while leading his squad to nine wins with a true freshman at quarterback.

Keene went 7-3 as a starter for the Knights, finishing an efficient 14-of-22 for 144 yards and 54-yard touchdown pass to the game’s Most Valuable Player, Ryan O’Keefe.

O’Keefe finished with seven receptions for 85 yards and the one score, while also rushing for 110 yards on four carries and totaled a Gasparilla Bowl record 251 all-purpose yards with a pair of kick returns for 56 yards.

He, running back Isaiah Bowser, and a stout defense carried the Knights to victory.

Bowser, who missed plenty of time this season due to injuries, returned in fine form, carrying the ball a career-high and Gasparilla Bowl record 35 times for 155 yards and two touchdowns. The Knight leaned on the senior back in the second half, giving him the ball 23 times, which led to 116 yards as UCF put the game away.

UCF outscored the Gators 20-7 in the second half and didn’t allow Florida to score after a third-quarter touchdown that gave the Blue and Orange a 17-16 lead. The Knights held the Gators scoreless for almost 23 minutes to end the game.

The Knights had a pair of sacks from Cam Goode and Jeremiah Jean-Baptiste and a trio of pass breakups from Davonte Brown to help keep Florida at bay in the second half.

Special teams did its part too, led by Daniel Obarski’s three made field goals. The kicker hit from 34 yards, 21 yards, and 33 yards to tie the UCF record for most field goals made in a game.

The Knights finished the season 9-4, recording nine or more wins for the fourth time in the last five seasons, and have a whole lot of momentum heading into the offseason.

HEAD COACH GUS MALZAHN

“I’m very proud of our team. We’re building the foundation. We’re just getting started. The best is yet to come. I am so proud of our guys. The character that they have showed through tough times this year is amazing. These seniors helped us build this foundation and I am very proud of their effort.”

RUNNING BACK ISAAH BOWSER

“I was back healthy. It felt great to play with my teammates and get the win. I was able to lean on my teammates. They were very encouraging for me to get back.”



| | | | | | |
|---------|---|---|----|---|----|
| UCF | 0 | 9 | 17 | 3 | 29 |
| Florida | 7 | 3 | 7 | 0 | 17 |

| | | | |
|-----|-------|-----|---|
| 1st | 01:22 | UF | D.Pierce 2 yd rush (C.Howard kick) |
| 2nd | 12:29 | UCF | I.Bowser 3 yd rush (J.Hescock pass from A.Brito failed) |
| 2nd | 06:16 | UCF | D.Obarski 34 yd FG |
| 2nd | 01:36 | UF | C.Howard 26 yd FG |
| 3rd | 10:00 | UCF | I.Bowser 4 yd rush (D.Obarski kick) |
| 3rd | 07:57 | UF | M.Davis 19 yd rush (C.Howard kick) |
| 3rd | 03:04 | UCF | D.Obarski 21 yd FG |
| 3rd | 01:08 | UCF | R.O’Keefe 54 yd pass from M.Keene (D. Obarski kick) |
| 4th | 02:41 | UCF | D.Obarski 33 yd FG |

| | UCF | UF |
|-------------------------|---------|---------|
| First Downs | 20 | 19 |
| Rushes-Yds | 50-288 | 30-205 |
| Passing Yds | 148 | 171 |
| Passes Comp.-Att.-Int. | 15-25-0 | 14-37-0 |
| Total Offense Plays-Yds | 75-436 | 67-376 |
| Fumble Returns-Yards-TD | 0-0 | 0-0 |
| Punt Returns-Yards | 2-13 | 3-24 |
| Kickoff Returns-Yards | 2-56 | 5-109 |
| INT Returns-Yards-TD | 0-0 | 0-0 |
| Punts (Number-Avg) | 5-41.6 | 6-44.7 |
| Fumbles-Lost | 0-0 | 0-0 |
| Penalties-Yards | 4-42 | 8-85 |

RUSHING: UCF-Bowser 35-155; O’Keefe 4-110; Richardson 3-40; Johnson, 1-4; Navarro 1-3. UF-Davis 7-86; Jones 10-62; Pierce 13-57

PASSING: UCF-Keene 14-22-0-144; Navarro 1-2-0-4. UF-Jones 14-36-0-171

RECEIVING: UCF-O’Keefe 7-85; Richardson 3-29; Holler 2-14; Mokiao-Atimlala 2-11; Craig-Meyers 1-9. UF-Shorter 3-54; Wells 3-41; Whittemore 3-22; Copeland 2-35; Gamble 1-15; Henderson 1-5

INTERCEPTIONS: UCF-None. UF-None.

FUMBLES: UCF-None. UF-None.

Stadium: Raymond James Stadium

Attendance: 63,669

2022 MILITARY BOWL PRESENTED BY PERATON

| | |
|------------|----|
| UCF | 13 |
| DUKE | 30 |

December 28, 2022 | Annapolis, Md. | Navy-Marine Corps Memorial Stadium

ANNAPOLIS, Md. — In its first appearance in the Military Bowl presented by Peraton, the UCF football team was defeated by Duke as the Blue Devils earned a 30-13 victory Wednesday afternoon at Navy-Marine Corps Memorial Stadium.

The Knights came up short of achieving their ninth 10-win season in program history, as UCF finishes the 2022 season with a 9-5 overall record while Duke concludes its campaign with a 9-4 mark.

“First of all, congratulations to Duke. They played extremely well and deserved to win the game,” said Knights head coach Gus Malzahn. “Obviously, we’re disappointed for our seniors that we couldn’t send them out with a win. They’ve done such a good job for our program, so it’s disappointing.

“The positive from this game is that we were able to play a lot of young guys and they competed. They’re going to be really, really good football players and this is great experience for them.”

Missing some key players, UCF held Duke to just seven points in the opening period as the teams were knotted at 7-7 following the first quarter of play. Duke struck first after a 14-yard touchdown run from Jaquez Moore, but UCF answered on its next drive with a 14-play drive that amassed 75 yards, ending with a one-yard TD run from running back Isaiah Bowser.

Following a pair of field goals and TD run from the Blue Devils quarterback Riley Leonard, Duke led 20-7 at halftime. It was just the fourth time this season that the Knights have trailed at the intermission. Thanks to a couple of long drives by the Blue Devils, UCF had just two possessions in the third quarter and was unable to turn either into points.

“When you look at the game, time of possession was very lopsided most of the game,” Malzahn added. “When we had a good drive, we fumbled and the momentum kind of left us. We weren’t very good on third downs, and we knew we had to be good on third downs against these guys and we were unable to do that.”

UCF’s defense keep the Knights in it late, as Duke punted on three consecutive drives to keep UCF within striking distance. Bowser found the end zone for the second time on the day with 9:03 remaining in the fourth quarter to make it 23-13. The score was Bowser’s 16th rushing touchdown of the season to move into second in program history for rushing TDs in a single season behind Kevin Smith, who owns the record with 29 during the 2007 season.

For just the second time this year, UCF’s offense was held to fewer than 330 yards of total offense. Quarterback John Rhys Plumlee was 21-34 for 182 yards passing and Bowser recorded 11 carries for 39 yards with a pair of scores.

Defensively, Koby Perry led the way for UCF with 10 tackles while Walter Yates tallied nine. Linebacker Jason Johnson logged seven stops in the contest to finish the season with 126 tackles, the ninth most in a single season in program history and the most by a player since 2002.



| | | | | | |
|------|---|----|---|---|----|
| UCF | 7 | 0 | 0 | 6 | 13 |
| Duke | 7 | 13 | 3 | 7 | 30 |

| | | |
|-----|------|---|
| 1st | Duke | J. Moore 14 yd rush (T. Pelino kick) |
| | UCF | I. Bowser 1 yd rush (C. Boomer kick) |
| 2nd | Duke | T. Pelino 22 yd FG |
| | Duke | R. Leonard 1 yd rush (T. Pelino kick) |
| | Duke | T. Pelino 48 yd FG |
| 3rd | Duke | T. Pelino 38 yd FG |
| 4th | UCF | I. Bowser 2 yd rush (I. Bowser pass from J. Plumlee failed) |
| | Duke | R. Leonard 3 yd rush (T. Pelino kick) |

| | UCF | Duke |
|-------------------------|---------|---------|
| First Downs | 21 | 22 |
| Rushes-Yds | 36-128 | 40-177 |
| Passing Yds | 198 | 173 |
| Passes Comp.-Att.-Int. | 22-35-1 | 19-29-0 |
| Total Offense Plays-Yds | 71-326 | 69-350 |
| Fumble Returns-Yards-TD | 0-0 | 1-0 |
| Punt Returns-Yards | 0-0 | 0-0 |
| Kickoff Returns-Yards | 0-0 | 0-0 |
| INT Returns-Yards-TD | 0-0 | 1-0 |
| Punts (Number-Avg) | 4-47.2 | 4-42.8 |
| Fumbles-Lost | 3-1 | 0-0 |
| Penalties-Yards | 3-27 | 1-5 |

RUSHING: UCF-Bowser 11-39; Richardson 3-30; 6-29; Plumlee 14-21; Townsend 2-9. Duke-Leonard 10-63; Coleman 7-53; Ja. Moore 12-43; T. Moore 6-16; Waters 3-5.

PASSING: UCF-Plumlee 21-34-1-182; Harvey 1-1-0-16. Duke-Leonard 19-28-0-173

RECEIVING: UCF-Townsend 2-25; Hudson 5-63; Harvey 3-25; Baker 2-49; Holler 2-18; Richardson 2-2; Plumlee 1-16. Duke-Calhoun 6-62; Hagans 4-32; Jo. Moore 3-13; Pancol 2-12; Ja. Moore 1-32; Finney 1-12; T. Moore 1-8; Coleman 1-2.

INTERCEPTIONS: UCF-None. Duke-Rivers 1-0.

FUMBLES: UCF-None. Duke-Joiner 1-1; Johnson 1-0; Smith 1-0.

Stadium: Navy-Marine Corps Memorial Stadium
Attendance: 17,974



**Safety
Koby Perry**

A

| Player | Pos. | Franchise | League | Years |
|-------------------|------|-----------------------|---------|---------|
| Kamar Aiken | WR | Buffalo Bills | NFL | 2011-12 |
| | WR | New England Patriots | NFL | 2012 |
| | WR | Baltimore Ravens | NFL | 2013-16 |
| | WR | Indianapolis Colts | NFL | 2017 |
| | WR | Philadelphia Eagles | NFL | 2018 |
| Jordan Akins | TE | Houston Texans | NFL | 2018-21 |
| Brandon Alexander | DB | Atlanta Falcons | NFL | 2015 |
| | DB | Team Hall | MLFB | 2016 |
| Robert Alexander | LB | Winnipeg Blue Bombers | CFL | 2017-19 |
| | DB | Memphis Mad Dogs | CFL | 1994 |
| Demetris Anderson | DL | Green Bay Packers | NFL | 2016 |
| | DL | BC Lions | CFL | 2017 |
| L.J. Anderson | OL | Kansas City Chiefs | NFL | 2008 |
| Otis Anderson | RB | Tennessee Titans | NFL | 2021 |
| | RB | Los Angeles Rams | NFL | 2021 |
| Thomas Andrews | OL | Oseola Ghost Riders | WFL | 2007 |
| Scott Ariail | DB | Rosenheim Rebels | Germany | 1994 |
| David Ashkinaz | DL | Atlanta Falcons | NFL | 2004 |
| | OL | New York Dragons | Arena | 2004 |
| | OL | Montreal Alouettes | CFL | 2005 |
| | OL | Ottawa Renegades | CFL | 2006 |

B

| Player | Pos. | Franchise | League | Years | |
|-------------------|----------------|--------------------------|---------------------|---------|---------|
| Sean Beckton | WR | Chicago Bears | NFL | 1990 | |
| Sylvester Bembery | OL/DL | N.E. Steamrollers | Arena | 1988 | |
| | OL/DL | Albany Firebirds | Arena | 1990-93 | |
| | OL/DL | Tampa Bay Storm | Arena | 1994-99 | |
| | OL/DL | Buffalo Destroyers | Arena | 2000 | |
| | OL/DL | Tampa Bay Storm | Arena | 2001 | |
| Jermaine Benoit | DE | Detroit Lions | NFL | 1999 | |
| | DE | Scottish Claymores | NFL | 1999-00 | |
| | DE | St. Louis Rams | NFL | 2001 | |
| | DE | Carolina Panthers | NFL | 2001-02 | |
| | FB/LB | Tampa Bay Storm | Arena | 2002-03 | |
| | FB/LB | Los Angeles Avengers | Arena | 2004 | |
| | FB/LB | Grand Rapids Rampage | Arena | 2004-05 | |
| | Lemec Bernard | LB | Rock River Raptors | Arena2 | 2008-09 |
| | | S | Miami Dolphins | NFL | 2005 |
| | | S | New York Jets | NFL | 2005 |
| S | | Amsterdam Admirals | NFL | 2006 | |
| S | | Green Bay Packers | NFL | 2005-10 | |
| Blake Bortles | S | Seattle Seahawks | NFL | 2011 | |
| | S | San Diego Chargers | NFL | 2012 | |
| | QB | Jacksonville Jaguars | NFL | 2014-18 | |
| A.J. Bouye | QB | Los Angeles Rams | NFL | 2019-20 | |
| | QB | Denver Broncos | NFL | 2020 | |
| | QB | Green Bay Packers | NFL | 2021 | |
| | DB | Houston Texans | NFL | 2013-16 | |
| | DB | Jacksonville Jaguars | NFL | 2017-19 | |
| | DB | Denver Broncos | NFL | 2020 | |
| | DB | Carolina Panthers | NFL | 2021 | |
| | Jeremy Boykins | DB | Tennessee Titans | NFL | 2017-18 |
| | | DB | Seattle Seahawks | NFL | 2018-19 |
| | Calvin Brown | DB | Oseola Ghost Riders | WFL | 2007 |
| Larry Brown | OL/DL | South Georgia Wildcats | Arena2 | 2004-05 | |
| | OL/DL | Green Bay Blizzard | Arena2 | 2006 | |
| Pat Brown | OL | Carolina Panthers | NFL | 2009 | |
| | OL | New England Patriots | NFL | 2009 | |
| | OL | Minnesota Vikings | NFL | 2009 | |
| | OL | New York Jets | NFL | 2010 | |
| | OL | Minnesota Vikings | NFL | 2010-11 | |
| | OL | Miami Dolphins | NFL | 2012 | |
| | OL | Carolina Panthers | NFL | 2013 | |
| | LB | San Diego Chargers | NFL | 1999 | |
| | John Bryant | DB | Los Angeles Rams | NFL | 1992 |
| | | C | New Jersey Generals | USFL | 1984 |
| Eric Buckley | OL/DL | Orlando Predators | Arena | 1991 | |
| Dan Burke | WR | Miami Dolphins | NFL | 1999 | |
| | WR | Seattle Seahawks | NFL | 1999-00 | |
| | WR | Dallas Cowboys | NFL | 2001 | |
| | WR | Orlando Rage | XFL | 2001 | |
| | WR/DB | Orlando Predators | Arena | 2001-02 | |
| | WR/DB | Los Angeles Avengers | Arena | 2003 | |
| | WR/DB | Arizona Rattlers | Arena | 2004-05 | |
| | WR | Minnesota Vikings | NFL | 2005 | |
| | WR/DB | Utah Blaze | Arena | 2005-07 | |
| | WR | Arizona Rattlers | Arena | 2008-10 | |
| Joe Burnett | DB | Pittsburgh Steelers | NFL | 2009-10 | |
| | DB | New York Giants | NFL | 2011 | |
| | DB | Edmonton Eskimos | CFL | 2012-13 | |
| | DB | Calgary Stampeders | CFL | 2015-17 | |
| | DB | Montreal Alouettes | CFL | 2018 | |
| Davin Bush | DB | Saskatchewan Roughriders | CFL | 2001-06 | |
| | DB | Winnipeg Blue Bombers | CFL | 2007 | |
| Ian Bustillo | OL | Tampa Bay Buccaneers | NFL | 2010 | |

C

| Player | Pos. | Franchise | League | Years |
|-------------------|-------|------------------------|--------|---------|
| Tavaris Capers | WR | Pittsburgh Steelers | NFL | 2005 |
| | WR/DB | Memphis Xplorers | Arena2 | 2005 |
| | WR/DB | South Georgia Wildcats | Arena2 | 2007 |
| | WR | Team Florida | AAFL | 2008 |
| | DE | Atlanta Falcons | NFL | 2006-07 |
| Paul Carrington | DE | Denver Broncos | NFL | 2007 |
| | DE | California Redwoods | UFL | 2009-10 |
| Mike Carter | TE | Denver Broncos | NFL | 1983 |
| | DB | Atlanta Falcons | NFL | 2019 |
| Rashard Causey | DB | Denver Broncos | NFL | 2019 |
| | DB | Miami Dolphins | NFL | 2019-20 |
| Kenny Clark | WR | Minnesota Vikings | NFL | 2001-05 |
| | WR | Amsterdam Admirals | NFL | 2003 |
| Neville Clarke | DB | Minnesota Vikings | NFL | 2020 |
| | P | Detroit Lions | NFL | 2013 |
| Michael Colubiale | P | Washington Redskins | NFL | 2014 |
| | TE | Jacksonville Jaguars | NFL | 2019-20 |
| Bret Cooper | WR/DB | Tampa Bay Storm | Arena | 1994 |
| | WR/DB | Memphis Pharoahs | Arena | 1995-96 |
| | WR/DB | San Jose SaberCats | Arena | 1997 |
| | WR/DB | Orlando Predators | Arena | 1998-01 |
| | WR/DB | Buffalo Destroyers | Arena | 2002-03 |
| | WR/DB | Georgia Force | Arena | 2003 |
| | WR/DB | Orlando Predators | Arena | 2003-05 |

| | | | | |
|------------------|-------|-----------------------|-------|---------|
| Travis Cooper | LB | Miami Dolphins | NFL | 1995 |
| Brian Covington | FB/LB | Memphis Pharoahs | Arena | 1996 |
| | DB | Orlando Thunder | NFL | 1991 |
| Daunte Culpepper | WR/DB | Arizona Rattlers | Arena | 1993 |
| | WR/DB | Charlotte Rage | Arena | 1994 |
| | QB | Minnesota Vikings | NFL | 1999-05 |
| | QB | Miami Dolphins | NFL | 2006-07 |
| | QB | Oakland Raiders | NFL | 2007-08 |
| Ed Gantner | QB | Detroit Lions | NFL | 2008-09 |
| | QB | Sacramento Mtn. Lions | UFL | 2010 |

D

| Player | Pos. | Franchise | League | Years | |
|-----------------|-------------------|-------------------------|------------------------|---------|---------|
| Elgin Davis | RB | New England Patriots | NFL | 1987-88 | |
| Gabriel Davis | RB | Pittsburgh Steelers | NFL | 1989 | |
| | WR | Buffalo Bills | NFL | 2020-21 | |
| Tavrus Davis | WR/LB | Tennessee Valley Vipers | Arena2 | 2003 | |
| | WR/LB | Columbus Wardogs | Arena2 | 2004 | |
| Troy Davis | WR/LB | Florida Firecats | Arena2 | 2004 | |
| | WR/LB | Spokane Shock | Arena2 | 2005-06 | |
| | WR/LB | Everett Hawks | Arena2 | 2006 | |
| | DE | New York Jets | NFL | 2013-14 | |
| | DE/LB | Dallas Cowboys | NFL | 2014-15 | |
| | DL | Hamilton Tiger-Cats | CFL | 2015-16 | |
| | DL | Toronto Argonauts | CFL | 2017-18 | |
| | PK | Toronto Argonauts | CFL | 2019 | |
| | Donald De La Haye | SS | Green Bay Packers | NFL | 2001 |
| | | SS | Lakeland Thunder Bolts | AIFA | 2005-07 |
| Damian Demps | CB | Oakland Raiders | NFL | 1999 | |
| | CB | Atlanta Falcons | NFL | 2000 | |
| | DC | Orlando Rage | XFL | 2001 | |
| | DS | Orlando Predators | Arena | 2002-03 | |
| | DS | Detroit Fury | Arena | 2004 | |
| | DS | Orlando Predators | Arena | 2005 | |
| | DS | Grand Rapids Rampage | Arena | 2006 | |
| | DS | Philadelphia Soul | Arena | 2006 | |
| | DS | Georgia Force | Arena | 2007 | |
| | DS | Utah Blaze | Arena | 2008 | |
| Reginald Doster | DE | Minnesota Vikings | NFL | 2008 | |
| | DE | New York Giants | NFL | 2008-09 | |
| | DE | St. Louis Rams | NFL | 2009-10 | |
| | DE | Detroit Lions | NFL | 2010 | |
| | DE | Jacksonville Jaguars | NFL | 2010-11 | |
| | DE | Tennessee Titans | NFL | 2012 | |
| | DE | New York Jets | NFL | 2013-15 | |
| | DE | Buffalo Bills | NFL | 2016 | |
| | DE | San Francisco 49ers | NFL | 2017 | |

E

| Player | Pos. | Franchise | League | Years |
|----------------|-------|-----------------------|--------|---------|
| Steve Edwards | OT | Philadelphia Eagles | NFL | 2002 |
| | OT | Chicago Bears | NFL | 2002-06 |
| | OT | Minnesota Vikings | NFL | 2006 |
| | OT | New York Giants | NFL | 2006 |
| | OT | Baltimore Ravens | NFL | 2007-08 |
| | OL | Arizona Rattlers | Arena | 2008 |
| | OL | California Redwoods | UFL | 2009-10 |
| | OL/DL | Arizona Rattlers | Arena | 2011 |
| | OL | Chicago Rush | Arena | 2013 |
| | OL | Chicago Rush | Arena | 2013 |
| Emil Ekiyor | DE | Tampa Bay Buccaneers | NFL | 1996 |
| | DE | Indianapolis Colts | NFL | 1998 |
| | DE | London Monarchs | NFL | 1998 |
| | DE | Scottish Claymores | NFL | 1999 |
| | DE | Atlanta Falcons | NFL | 1999 |
| | DE | Oakland Raiders | NFL | 2001-02 |
| | OL/DL | Tampa Bay Storm | Arena | 2003-04 |
| | OL/DL | Grand Rapids Rampage | Arena | 2005 |
| | RB | Cincinnati Bengals | NFL | 1993 |
| | RB | Denver Broncos | NFL | 1988 |
| Willie English | DB | London Monarchs | NFL | 1991 |
| | DB | Scottish Claymores | NFL | 1995 |
| | DB | Baltimore Ravens | NFL | 1995 |
| | DB | Winnipeg Blue Bombers | CFL | 1995 |
| | WR/DB | Tampa Bay Storm | Arena | 1996 |
| | WR/DB | Orlando Predators | Arena | 1996-99 |
| | WR/DB | Florida Bobcats | Arena | 1999 |
| | OL | Philadelphia Eagles | NFL | 2018 |
| | OL | Orlando Apollos | AAF | 2019 |
| | OL | Jacksonville Jaguars | NFL | 2020 |
| Corris Ervin | LB | Seattle Seahawks | NFL | 2021 |

F

| Player | Pos. | Franchise | League | Years |
|---------------|-------|---------------------|--------|---------|
| Travis Fisher | CB | St. Louis Rams | NFL | 2002-06 |
| | CB | Detroit Lions | NFL | 2007-09 |
| | CB | Seattle Seahawks | NFL | 2009 |
| | CB | Baltimore Ravens | NFL | 2010 |
| | P | Atlanta Falcons | NFL | 2005 |
| Ryan Flinn | P | Green Bay Packers | NFL | 2005-06 |
| | P | Miami Dolphins | NFL | 2006-07 |
| Bernard Ford | WR | Buffalo Bills | NFL | 1988 |
| | WR | Dallas Cowboys | NFL | 1989 |
| | WR | Houston Oilers | NFL | 1990 |
| | WR | London Monarchs | NFL | 1992 |
| | WR | Green Bay Packers | NFL | 1992 |
| Ray Forsythe | OT | Cincinnati Bengals | NFL | 1996 |
| | OL/DL | Orlando Predators | Arena | 1998 |
| Jordan Franks | OL/DL | Milwaukee Mustangs | Arena | 1999 |
| | TE | Cincinnati Bengals | NFL | 2018-19 |
| | TE | Philadelphia Eagles | NFL | 2020 |
| | TE | Cleveland Browns | NFL | 2020-21 |
| Jimmy Fryzel | WR | Miami Dolphins | NFL | 2003 |
| | WR | Atlanta Falcons | NFL | 2003 |
| | WR | Tennessee Titans | NFL | 2003 |
| | WR | Chicago Bears | NFL | 2003-04 |
| | OS | Orlando Predators | Arena | 2004-10 |

G

| Player | Pos. | Franchise | League | Years |
|----------------|-------|----------------------|--------|---------|
| Bryan Gabourel | OL/DL | Stockton Lightning | Arena2 | 2007 |
| Doug Gabriel | WR | Oakland Raiders | NFL | 2003-05 |
| | WR | New England Patriots | NFL | 2006 |
| | WR | Oakland Raiders | NFL | 2006 |
| | WR | Cincinnati Bengals | NFL | 2006 |
| | WR | Florida Tuskers | UFL | 2009 |
| | WR | Minnesota Vikings | NFL | 2007 |
| | OL | Hamilton Tiger-Cats | CFL | 2007-09 |

| | | | | |
|------------------|----|-----------------------|--------|---------|
| Michael Gaines | OL | Toronto Argonauts | CFL | 2010-12 |
| | TE | Carolina Panthers | NFL | 2004-07 |
| | TE | Buffalo Bills | NFL | 2007-08 |
| | TE | Detroit Lions | NFL | 2007-09 |
| | TE | Chicago Bears | NFL | 2009 |
| Ed Gantner | TE | Cleveland Browns | NFL | 2009 |
| | TE | Houston Texans | NFL | 2010 |
| | DT | Tampa Bay Bandits | USFL | 1983 |
| | DL | Jacksonville Bulls | USFL | 1984-85 |
| | DB | Indianapolis Colts | NFL | 2015-19 |
| Clayton Geathers | DB | Baltimore Ravens | NFL | 2019 |
| | OG | Tallahassee Thunder | Arena2 | 2000 |
| | OG | Orlando Rage | XFL | 2001 |
| | LB | Tampa Bay Bandits | USFL | 1983 |
| | DB | Chicago Bears | NFL | 2015-16 |
| Bill Giovanetti | DB | Kansas City Chiefs | NFL | 2017 |
| | WR | Houston Texans | NFL | 2014 |
| | QB | Orlando Apollos | AAF | 2019 |
| | OL | Atlanta Falcons | NFL | 2013 |
| | CB | Arizona Cardinals | NFL | 2021 |
| Jacob Glenn | S | Atlanta Falcons | NFL | 2021 |
| | DB | New York Giants | NFL | 2010 |
| | DB | Green Bay Packers | NFL | 2010 |
| | OT | Atlanta Falcons | NFL | 1999 |
| | OT | Scottish Claymores | NFL | 2000 |
| Jeff Godfrey | OT | Washington Redskins | NFL | 2000 |
| | OT | New York Jets | NFL | 2000-01 |
| | OT | Miami Dolphins | NFL | 2001-02 |
| | OT | Tampa Bay Buccaneers | NFL | 2002-04 |
| | OT | Denver Broncos | NFL | 2004-05 |
| Theo Goins | OT | Tampa Bay Buccaneers | NFL | 2006 |
| | OT | Oakland Raiders | NFL | 2007-10 |
| | OT | Buffalo Bills | NFL | 2010-11 |
| | LB | Winnipeg Blue Bombers | CFL | 1997 |
| | CB | Seattle Seahawks | NFL | 2017-20 |
| Tay Gowan | CB | Jacksonville Jaguars | NFL | 2021 |
| | LB | Seattle Seahawks | NFL | 2018-20 |
| | LB | Miami Dolphins | NFL | 2021 |
| | K | Albany Firebirds | Arena | 1994 |
| | K | Birmingham Barracudas | CFL | 1995 |
| Franco Grilla | K | | | |

| | | | | |
|------------------|-------|----------------------------|--------|---------|
| | OL/DL | Orlando Predators | Arena | 2006-07 |
| | DL | Osceola Ghost Riders | WFL | 2007 |
| Shawn Jefferson | WR | Houston Oilers | NFL | 1991 |
| | WR | San Diego Chargers | NFL | 1991-95 |
| | WR | New England Patriots | NFL | 1996-99 |
| | WR | Atlanta Falcons | NFL | 2000-02 |
| | WR | Detroit Lions | NFL | 2003 |
| Marcus Jenkins | OG | Seattle Seahawks | NFL | 2000 |
| | OG | Pittsburgh Steelers | NFL | 2002 |
| | WR | Tampa Bay Buccaneers | NFL | 2002 |
| Sergio Joachim | OG | Kansas City Chiefs | NFL | 2008 |
| | WR | Milwaukee Mustangs | Arena | 2012 |
| Darcy Johnson | TE | New York Giants | NFL | 2006-09 |
| | TE | St. Louis Rams | NFL | 2010-11 |
| | TE | Virginia Destroyers | UFL | 2011 |
| DeMarcus Johnson | OL/DL | Tampa Bay Storm | Arena | 2005 |
| | OL/DL | Grand Rapids Rampage | Arena | 2006-07 |
| | OL/DL | Daytona Beach Thunderbirds | Arena2 | 2008 |
| Drico Johnson | DB | Arizona Cardinals | NFL | 2017 |
| | DB | Montreal Alouettes | CFL | 2018 |
| Storm Johnson | RB | Jacksonville Jaguars | NFL | 2014-15 |
| | RB | Tampa Bay Buccaneers | NFL | 2016 |
| | RB | Miami Dolphins | NFL | 2016-17 |
| | RB | Hamilton Tiger-Cats | CFL | 2018 |
| | RB | Saskatchewan Roughriders | CFL | 2018 |
| | RB | Orlando Apollos | AAF | 2019 |
| Travonti Johnson | CB | New York Giants | NFL | 2007 |
| | CB | Billings Outlaws | IFL | 2008 |
| | CB | New York Giants | NFL | 2008-09 |
| | CB | Billings Outlaws | IFL | 2010 |
| | CB | Omaha Beef | IFL | 2011 |
| | CB | Iowa Barnstormers | Arena | 2011 |
| Harvey Joiner | DL | Osceola Ghost Riders | WFL | 2007 |
| Willie Jones | T | Kansas City Chiefs | NFL | 2001-02 |
| Trenton Jordan | FB/LB | Central Valley Coyotes | Arena2 | 2005-06 |
| | FB/LB | Amarillo Dusters | Arena2 | 2006 |
| | DE | Cologne Centurions | NFL | 2007 |
| Ricot Joseph | S | Washington Redskins | NFL | 2002 |
| | S | Cincinnati Bengals | NFL | 2003-05 |

| K | | | | |
|--------------------|------|----------------------|--------|---------|
| Player | Pos. | Franchise | League | Years |
| Tim Kiggins | DB | Toronto Argonauts | CFL | 1980 |
| D.J. Killings | DB | New England Patriots | NFL | 2017 |
| | DB | Philadelphia Eagles | NFL | 2017-18 |
| | DB | Green Bay Packers | NFL | 2018 |
| | DB | Indianapolis Colts | NFL | 2018-19 |
| | DB | Oakland Raiders | NFL | 2019 |
| | DB | Las Vegas Raiders | NFL | 2020 |
| | DB | Calgary Stampeders | CFL | 2021 |
| Adrian Killins Jr. | RB | Philadelphia Eagles | NFL | 2020-21 |

| L | | | | |
|----------------|------|----------------------|--------|---------|
| Player | Pos. | Franchise | League | Years |
| Charles Lee | WR | Green Bay Packers | NFL | 2000-01 |
| | WR | Tampa Bay Buccaneers | NFL | 2003-04 |
| | WR | Arizona Cardinals | NFL | 2005 |
| | WR | Orlando Predators | Arena | 2007 |
| Abre Leggins | OL | Milwaukee Mustangs | Arena | 2012 |
| Josh Linam | LB | San Diego Chargers | NFL | 2012 |
| | LB | Miami Dolphins | NFL | 2012 |
| Chris Lorenti | C | Tennessee Titans | NFL | 2001 |
| | C | Miami Dolphins | NFL | 2001 |
| | C | Houston Texans | NFL | 2002-03 |
| Mac Loudermilk | P | Tampa Bay Bucs | NFL | 2019 |

| M | | | | |
|------------------|-------|-----------------------|--------|---------|
| Player | Pos. | Franchise | League | Years |
| Sean Maag | DB | Jacksonville Jaguars | NFL | 2014 |
| Mike Mabry | C | Baltimore Ravens | NFL | 2003 |
| | C | Cincinnati Bengals | NFL | 2003-04 |
| | C | Atlanta Falcons | NFL | 2004-05 |
| | C | Cologne Centurions | NFL | 2004-05 |
| | C | Cleveland Browns | NFL | 2006 |
| | OL/DL | Philadelphia Soul | Arena | 2006-08 |
| | C | California Redwoods | UFL | 2009 |
| | C | Sacramento Mtn. Lions | UFL | 2010-11 |
| Brandon Marshall | WR | Denver Broncos | NFL | 2006-10 |
| | WR | Miami Dolphins | NFL | 2010-11 |
| | WR | Chicago Bears | NFL | 2012-14 |
| | WR | New York Jets | NFL | 2015-16 |
| | WR | New York Giants | NFL | 2017 |
| | WR | Seattle Seahawks | NFL | 2018 |
| | WR | New Orleans Saints | NFL | 2018 |
| Chris Martin | OL | Houston Texans | NFL | 2014 |
| | OL | New England Patriots | NFL | 2014 |
| | OL | San Francisco 49ers | NFL | 2014 |
| | OL | Miami Dolphins | NFL | 2015 |
| | OL | New England Patriots | NFL | 2015 |
| | OL | Buffalo Bills | NFL | 2015-16 |
| | OL | Ottawa Redblacks | CFL | 2018-19 |
| | OL | Orlando Apollos | AAF | 2019 |
| Rashad Mays | DB | Osceola Ghost Riders | WFL | 2007 |
| Parnell McCall | DT | Miami Dolphins | NFL | 1989 |
| Glenn McCombs | TE/P | Pittsburgh Steelers | NFL | 1986-87 |
| Greg McCrae | RB | Toronto Argonauts | CFL | 2021 |
| Jordan McCray | OL | Green Bay Packers | NFL | 2014 |
| | OL | Brooklyn Bolts | FXFL | 2014 |
| | OL | Minnesota Vikings | NFL | 2014 |
| | OL | Carolina Panthers | NFL | 2015 |
| | OL | Orlando Predators | Arena | 2015-16 |
| | OL | Cleveland Gladiators | Arena | 2017-18 |
| | OL | Orlando Apollos | AAF | 2019 |
| | OL | Chicago Bears | NFL | 2019 |
| | OL | Tampa Bay Vipers | XFL | 2020 |
| Justin McCray | OL | Tennessee Titans | NFL | 2014-15 |
| | OL | Orlando Predators | Arena | 2015-16 |
| | OL | Tampa Bay Storm | Arena | 2017 |
| | OL | Green Bay Packers | NFL | 2017-18 |
| | OL | Cleveland Browns | NFL | 2019 |
| | OL | Atlanta Falcons | NFL | 2020 |
| | OL | Houston Texans | NFL | 2021 |
| Lance McDowdell | DL | New Orleans Saints | NFL | 2016 |
| | DL | Jacksonville Sharks | NAL | 2018 |
| Quincy McDuffie | WR | Denver Broncos | NFL | 2013 |
| | WR | Hamilton Tiger-Cats | CFL | 2014-15 |
| | WR | Winnipeg Blue Bombers | CFL | 2016 |

| | | | | |
|-----------------|-------|----------------------------|--------|---------|
| | WR | Dallas Cowboys | NFL | 2017 |
| | WR | Ottawa Redblacks | CFL | 2017 |
| Taj McGowan | RB | Jacksonville Jaguars | NFL | 2019 |
| Josh McKibben | DT | Baltimore Ravens | NFL | 2002 |
| | DT | Frankfurt Galaxy | NFL | 2002 |
| | DT | Tampa Bay Buccaneers | NFL | 2003 |
| | DT | Rhein Fire | NFL | 2003 |
| | OL/DL | Orlando Predators | Arena | 2004 |
| Mike Merritt | TE | Kansas City Chiefs | NFL | 2008 |
| Bruce Miller | FB | San Francisco 49ers | NFL | 2011-15 |
| | FB | Jacksonville Jaguars | NFL | 2020 |
| Wyatt Miller | OL | New York Jets | NFL | 2019 |
| | OL | Cincinnati Bengals | NFL | 2019 |
| | OL | Dallas Cowboys | NFL | 2019 |
| | OL | Seattle Seahawks | NFL | 2020 |
| Paul Miranda | CB | Indianapolis Colts | NFL | 1999-00 |
| | CB | Seattle Seahawks | NFL | 2000-02 |
| | CB | Miami Dolphins | NFL | 2002-03 |
| | CB | Oakland Raiders | NFL | 2003 |
| | DS | Orlando Predators | Arena | 2003-04 |
| Steven Moffett | QB | Daytona Beach Thunderbirds | Arena2 | 2008 |
| Freddie Moore | OL | Denver Broncos | NFL | 2003 |
| | OL | Berlin Thunder | NFL | 2003 |
| | OL | British Columbia Lions | CFL | 2003-04 |
| | OL | Ottawa Renegades | CFL | 2005-06 |
| Latavius Murray | RB | Oakland Raiders | NFL | 2013-16 |
| | RB | Minnesota Vikings | NFL | 2017-18 |
| | RB | New Orleans Saints | NFL | 2019-21 |
| T.J. Mutcherson | DB | Houston Texans | NFL | 2017 |
| | DB | Seattle Seahawks | NFL | 2018-19 |
| | DB | Ottawa Redblacks | CFL | 2019 |
| | DB | Edmonton | CFL | 2021 |

| N | | | | |
|----------------|-------|-------------------------|--------|---------|
| Player | Pos. | Franchise | League | Years |
| Johnell Neal | DB | Detroit Lions | NFL | 2009 |
| Frisner Nelson | DL/OL | Tennessee Valley Vipers | Arena2 | 2007 |
| | OL/DL | Orlando Predators | Arena | 2010 |
| Jamar Newsome | WR | Jacksonville Jaguars | NFL | 2011 |
| | WR | Pittsburgh Steelers | NFL | 2011 |
| | WR | Kansas City Chiefs | NFL | 2011-12 |
| | WR | Dallas Cowboys | NFL | 2013-14 |
| Adam Nissley | TE | Atlanta Falcons | NFL | 2012-13 |
| Tr Nixon | WR | New England Patriots | NFL | 2021 |
| Mark Nonsant | WR/LB | Orlando Predators | Arena | 2000-01 |

| O | | | | |
|------------------|-------|----------------------|---------|---------|
| Player | Pos. | Franchise | League | Years |
| John Osborne | TE | Rosenheim Rebels | Germany | 1994 |
| Mike Osuna | FB/LB | Orlando Predators | Arena | 2000-01 |
| | FB/LB | Dallas Desperados | Arena | 2002 |
| | FB/LB | Grand Rapids Rampage | Arena | 2003 |
| Jordan Ozerities | DB | Atlanta Falcons | NFL | 2015 |

| P | | | | |
|------------------|-------|------------------------|--------|---------|
| Player | Pos. | Franchise | League | Years |
| Ian Patterson | DE | Seattle Seahawks | NFL | 1987 |
| | DB | Ottawa Roughriders | CFL | 1993 |
| Elton Patterson | DE | Cincinnati Bengals | NFL | 2003-04 |
| | DE | Jacksonville Jaguars | NFL | 2004 |
| | DE | Cincinnati Bengals | NFL | 2005 |
| | DE | Minnesota Vikings | NFL | 2005-06 |
| | DE | Berlin Thunder | NFL | 2006 |
| | DE | Jacksonville Jaguars | NFL | 2006-07 |
| | DE | Team Florida | AAF | 2008 |
| | OL/DL | Orlando Predators | Arena | 2008 |
| Vic Penn | QB | British Columbia Lions | CFL | 2001 |
| | QB | Cape Fear Wildcats | Arena2 | 2002 |
| | QB | Tallahassee Thunder | Arena2 | 2002 |
| | QB | Orlando Predators | Arena | 2003 |
| | QB | Macon Knights | Arena2 | 2003 |
| Breshad Perriman | WR | Baltimore Ravens | NFL | 2015-17 |
| | WR | Washington Redskins | NFL | 2018 |
| | WR | Cleveland Browns | NFL | 2018 |
| | WR | Tampa Bay Bucs | NFL | 2019 |
| | WR | New York Jets | NFL | 2020 |
| | WR | Detroit Lions | NFL | 2021 |
| Jason Peters | RB | New York Giants | NFL | 2007 |
| | RB | Billings Outlaws | IFL | 2008 |
| Charlie Pierce | K | Orlando Predators | Arena | 1997 |
| | K | Berlin Thunder | NFL | 1999-00 |
| | K | Orlando Rage | XFL | 2001 |
| Nick Pieschel | OL | Chicago Bears | NFL | 2012 |
| Jamiyus Pittman | DL | Miami Dolphins | NFL | 2018-19 |
| Terrance Plummer | LB | Washington Redskins | NFL | 2015 |
| | LB | Minnesota Vikings | NFL | 2015-16 |
| | LB | Toronto Argonauts | CFL | 2016-18 |
| | LB | Orlando Apollos | AAF | 2019 |
| | LB | Hamilton Tiger-Cats | CFL | 2019 |
| | LB | Tampa Bay Vipers | XFL | 2020 |
| Deon Porter | S | Edmonton Eskimos | CFL | 1998 |
| Matt Prater | K | Detroit Lions | NFL | 2006 |
| | K | Green Bay Packers | NFL | 2006 |
| | K | Minnesota Vikings | NFL | 2006 |
| | K | Miami Dolphins | NFL | 2007 |
| | K | Denver Broncos | NFL | 2007-14 |
| | K | Detroit Lions | NFL | 2014-20 |
| | K | Arizona Cardinals | NFL | 2021 |

| R | | | | |
|------------------|------|----------------------|--------|---------|
| Player | Pos. | Franchise | League | Years |
| Sha'reff Rashad | S | New York Giants | NFL | 2009-10 |
| | DB | Washington Redskins | NFL | 2010 |
| Nakia Reddick | SS | Carolina Panthers | NFL | 1997 |
| | SS | Indianapolis Colts | NFL | 1998-99 |
| | SS | Rhein Fire | NFL | 2000 |
| | SS | NY/NJ Hitmen | XFL | 2000-01 |
| Josh Reese | WR | Tampa Bay Buccaneers | NFL | 2015 |
| | WR | Philadelphia Eagles | NFL | 2015 |
| Jah Reid | OT | Baltimore Ravens | NFL | 2011-15 |
| | OT | Kansas City Chiefs | NFL | 2015-17 |
| David Rhodes | WR | Cincinnati Bengals | NFL | 1994 |
| | WR | Rhein Fire | NFL | 1997 |
| Stanford Rhule | LB | Osceola Ghost Riders | WFL | 2007 |
| Kenton Rickerson | DS | Jacksonville Tomcats | Arena2 | 2000 |
| | DS | Augusta Stallions | Arena2 | 2001 |
| | DS | Cape Fear Wildcats | Arena2 | 2002 |

| | | | | |
|------------------|----|----------------------|--------|---------|
| | DS | Macon Knights | Arena2 | 2003 |
| Taylor Robertson | OG | Philadelphia Eagles | NFL | 2003 |
| | OG | Calgary Stampeders | CFL | 2003-06 |
| | OG | Toronto Argonauts | CFL | 2007-10 |
| Aaron Robinson | DB | New York Giants | NFL | 2021 |
| Josh Robinson | DB | Minnesota Vikings | NFL | 2012-15 |
| | DB | Tampa Bay Buccaneers | NFL | 2016-17 |
| | DB | New Orleans Saints | NFL | 2018 |
| | DB | Jacksonville Jaguars | NFL | 2019 |
| Tito Rodriguez | LB | Cincinnati Bengals | NFL | 2002-03 |
| Rocky Ross | WR | Jacksonville Jaguars | NFL | 2010 |
| | WR | Florida Tuskers | UFL | 2010 |
| Scott Ryerson | PK | Tampa Bay Bandits | USFL | 1983 |
| | PK | Atlanta Falcons | NFL | 1983 |

| S | | | | |
|----------------|------|--------------------------|--------|---------|
| Player | Pos. | Franchise | League | Years |
| Aaron Sam | RB | Cleveland Browns | NFL | 1987 |
| | RB | Indianapolis Colts | NFL | 1989 |
| Asante Samuel | CB | New England Patriots | NFL | 2003-07 |
| | CB | Philadelphia Eagles | NFL | 2008-11 |
| | CB | Atlanta Falcons | NFL | 2012-13 |
| Ed Schenk | TE | Minnesota Vikings | NFL | 1987 |
| Ryan Schneider | QB | Tennessee Valley Vipers | Arena2 | 2006 |
| Ryan Shipman | LB | New Orleans Saints | NFL | 2013 |
| | LB | Hamilton Tiger-Cats | CFL | 2013 |
| Keith Shologan | DL | San Diego Chargers | NFL | 2008 |
| | DL | Saskatchewan Roughriders | CFL | 2008-13 |
| | DL | Ottawa Redblacks | CFL | 2014-15 |
| | DL | Winnipeg Blue Bombers | CFL | |

| | | | | |
|------------------|-------|------------------------|-------|---------|
| 2016 | | | | |
| | DL | Montreal Alouettes | CFL | 2017 |
| Mike Sims-Walker | WR | Jacksonville Jaguars | NFL | 2007-10 |
| | WR | St. Louis Rams | NFL | 2011 |
| | WR | Jacksonville Jaguars | NFL | 2011 |
| | WR | Winnipeg Blue Bombers | CFL | 2013 |
| Josh Sitton | OL | Green Bay Packers | NFL | 2008-15 |
| | OL | Chicago Bears | NFL | 2016-17 |
| | OL | Miami Dolphins | NFL | 2018 |
| Kevin Smith | RB | Detroit Lions | NFL | 2008-12 |
| | RB | Winnipeg Blue Bombers | CFL | 2014 |
| Marquette Smith | RB | Carolina Panthers | NFL | 1996-98 |
| | RB | Rhein Fire | NFL | 1998 |
| | RB | Winnipeg Blue Bombers | CFL | 1998 |
| | RB | Shreveport Knights | IFL | 1999 |
| | RB | Green Bay Packers | NFL | 1999 |
| | RB | Iowa Barnstormers | Arena | 2000 |
| | RB | La Crosse Knight Train | NFL | 2000 |
| | RB | Los Angeles Xtreme | XFL | 2001 |
| | RB | Carolina Stingrays | NFL | 2003 |
| | RB | Kissimmee Creatures | NFL | 2004 |
| | RB | Osceola Ghost Riders | WFL | 2005-06 |
| Tre'Quan Smith | WR | New Orleans Saints | NFL | 2018-21 |
| Dredrick Snelson | WR | Jacksonville Jaguars | NFL | 2019 |
| Mike Sommerfield | DT | Tampa Bay Bandits | USFL | 1982 |
| Bobby Spitulski | LB | Seattle Seahawks | NFL | 1992-94 |
| Bill Stewart | FB/LB | Orlando Predators | Arena | 1992-95 |
| | FB/LB | Charlotte Rage | Arena | 1995 |
| Brandon Sumner | QB | Osceola Ghost Riders | WFL | 2007 |

| T | | | | |
|-----------------|------|---------------------|--------|---------|
| Player | Pos. | Franchise | League | Years |
| Jim Taylor | LB | Jacksonville Bulls | USFL | 1983 |
| | LB | Pittsburgh Maulers | USFL | 1984 |
| Kendrick Thomas | LB | New York Jets | NFL | 1996 |
| Dana Thyssen | QB | Orlando Renegades | USFL | 1985 |
| Torell Troup | DT | Buffalo Bills | NFL | 2010-13 |
| | DT | Oakland Raiders | NFL | 2014 |
| Justin Tukes | TE | Philadelphia Eagles | NFL | 20 |



The following UCF Knights have earned spots on active 53-man NFL rosters.

| Player | Franchise | Years |
|--------------------|----------------------|--------------|
| Kamar Aiken | Buffalo Bills | 2011 |
| | New England Patriots | 2012 |
| | Baltimore Ravens | 2013-16 |
| | Indianapolis Colts | 2017 |
| | Philadelphia Eagles | 2018 |
| Jordan Akins | Houston Texans | 2018-20 |
| Atari Bigby | Green Bay Packers | 2005-10 |
| | Seattle Seahawks | 2011 |
| | San Diego Chargers | 2012 |
| Blake Bortles | Jacksonville Jaguars | 2014-18 |
| | Los Angeles Rams | 2019 |
| | Denver Broncos | 2020 |
| A.J. Bouye | Houston Texans | 2013-16 |
| | Jacksonville Jaguars | 2017-19 |
| | Denver Broncos | 2020 |
| Patrick Brown | New York Jets | 2010 |
| | Miami Dolphins | 2010 |
| | Minnesota Vikings | 2010-12 |
| Joe Burnett | Pittsburgh Steelers | 2009 |
| Paul Carrington | Denver Broncos | 2008 |
| Kenny Clark | Minnesota Vikings | 2001-05 |
| Daunte Culpepper | Minnesota Vikings | 1999-05 |
| | Miami Dolphins | 2006-07 |
| | Oakland Raiders | 2007 |
| | Detroit Lions | 2008-09 |
| Elgin Davis | New England Patriots | 1987-88 |
| Gabriel Davis | Buffalo Bills | 2020 |
| Kalia Davis | San Francisco 49ers | 2022 |
| Troy Davis | New York Jets | 2013 |
| Leger Douzable | New York Giants | 2008-09 |
| | St. Louis Rams | 2009 |
| | Jacksonville Jaguars | 2010-11 |
| | Tennessee Titans | 2012 |
| | New York Jets | 2013-15 |
| | Buffalo Bills | 2016 |
| | San Francisco 49ers | 2017 |
| Steve Edwards | Chicago Bears | 2002-06 |
| | New York Giants | 2006 |
| Travis Fisher | St. Louis Rams | 2002-06 |
| | Detroit Lions | 2007-08 |
| | Seattle Seahawks | 2009 |
| Ryan Flinn | Green Bay Packers | 2005-06 |
| Bernard Ford | Dallas Cowboys | 1989 |
| | Houston Oilers | 1990 |
| Jordan Franks | Cincinnati Bengals | 2018-19 |
| | Cleveland Browns | 2020-21 |
| Doug Gabriel | Oakland Raiders | 2003-05 |
| | New England Patriots | 2006 |
| | Oakland Raiders | 2006-07 |
| Michael Gaines | Carolina Panthers | 2004-07 |
| | Buffalo Bills | 2007 |
| | Detroit Lions | 2007-08 |
| | Chicago Bears | 2009 |
| | Cleveland Browns | 2009 |
| Clayton Geathers | Indianapolis Colts | 2015-19 |
| Jacoby Glenn | Chicago Bears | 2015-16 |
| Tay Gowan | Arizona Cardinals | 2021 |
| | Philadelphia Eagles | 2021 |
| | Minnesota Vikings | 2022 |
| Michael Greco | Green Bay Packers | 2010 |
| Cornell Green | New York Jets | 2000-01 |
| | Tampa Bay Buccaneers | 2002-04 |
| | Tampa Bay Buccaneers | 2006 |
| | Oakland Raiders | 2007-09 |
| | Buffalo Bills | 2010 |
| Shaquill Griffin | Seattle Seahawks | 2017-20 |
| Shaquem Griffin | Seattle Seahawks | 2018-20 |
| Mike Gruttaduria | St. Louis Rams | 1996-99 |
| | Arizona Cardinals | 2000-02 |
| Rannell Hall | Cleveland Browns | 2015 |
| Rick Hamilton | Washington Redskins | 1993-94 |
| | Kansas City Chiefs | 1994-95 |
| | New York Jets | 1996 |
| Alex Haynes | Carolina Panthers | 2007 |
| | Denver Broncos | 2008 |
| Trysten Hill | Dallas Cowboys | 2019-20 |
| Mike Hughes | Minnesota Vikings | 2018-20 |
| Charley Hughlett | Cleveland Browns | 2015-20 |
| Kemal Ishmael | Atlanta Falcons | 2013-19 |
| Mario Jackson | New Orleans Saints | 2003 |
| Rashad Jeanty | Cincinnati Bengals | 2006-09 |
| Greg Jefferson | Philadelphia Eagles | 1996-99, '01 |
| Shawn Jefferson | San Diego Chargers | 1991-95 |
| | New England Patriots | 1996-99 |
| | Atlanta Falcons | 2000-02 |
| | Detroit Lions | 2003 |
| Marcus Jenkins | Seattle Seahawks | 2000 |
| Darcy Johnson | New York Giants | 2006-09 |
| Storm Johnson | Jacksonville Jaguars | 2014 |
| Ricot Joseph | Washington Redskins | 2002 |
| Adrian Killins Jr. | Philadelphia Eagles | 2020 |
| Charles Lee | Green Bay Packers | 2000-01 |
| | Tampa Bay Buccaneers | 2003-04 |
| | Arizona Cardinals | 2005 |
| Chris Lorenti | Houston Texans | 2001-02 |

| | | |
|------------------|----------------------|-------------|
| Brandon Marshall | Denver Broncos | 2006-09 |
| | Miami Dolphins | 2010-11 |
| | Chicago Bears | 2012-14 |
| | New York Jets | 2015-16 |
| | New York Giants | 2017 |
| | Seattle Seahawks | 2018 |
| | New Orleans Saints | 2018 |
| Justin McCray | Green Bay Packers | 2017-18 |
| | Cleveland Browns | 2019 |
| | Atlanta Falcons | 2020 |
| Mike Merritt | Kansas City Chiefs | 2008 |
| Bruce Miller | San Francisco 49ers | 2011-15 |
| | Jacksonville Jaguars | 2020 |
| Paul Miranda | Indianapolis Colts | 1999-00 |
| | Seattle Seahawks | 2000-02 |
| Latavius Murray | Oakland Raiders | 2013-16 |
| | Minnesota Vikings | 2017-18 |
| | New Orleans Saints | 2019-20, 22 |
| | Baltimore Ravens | 2021 |
| | Denver Broncos | 2022 |
| Jamar Newsome | Jacksonville Jaguars | 2011 |
| | Kansas City Chiefs | 2012 |
| Adam Nissley | Atlanta Falcons | 2012 |
| Elton Patterson | Cincinnati Bengals | 2003-04 |
| | Jacksonville Jaguars | 2004 |
| | Cincinnati Bengals | 2005 |
| | Jacksonville Jaguars | 2006-07 |
| Breshad Perriman | Baltimore Ravens | 2015-17 |
| | Cleveland Browns | 2018 |
| | Tampa Bay Buccaneers | 2019, 21-22 |
| | New York Jets | 2020 |
| | Chicago Bears | 2021 |
| Terrance Plummer | Washington Redskins | 2015 |
| Matt Prater | Atlanta Falcons | 2007 |
| | Denver Broncos | 2007-13 |
| | Detroit Lions | 2014-20 |
| Sha'reff Rashad | New York Giants | 2009 |
| | Washington Redskins | 2010 |
| Jah Reid | Baltimore Ravens | 2011-15 |
| | Kansas City Chiefs | 2015-16 |
| Josh Robinson | Minnesota Vikings | 2012-17 |
| | New Orleans Saints | 2018 |
| | Jacksonville Jaguars | 2019 |
| Asante Samuel | New England Patriots | 2003-07 |
| | Philadelphia Eagles | 2008-11 |
| | Atlanta Falcons | 2012-13 |
| Ed Schenk | Minnesota Vikings | 1987 |
| Mike Sims-Walker | Jacksonville Jaguars | 2007-10 |
| | St. Louis Rams | 2011 |
| | Jacksonville Jaguars | 2011 |
| Josh Sitton | Green Bay Packers | 2008-15 |
| | Chicago Bears | 2016-17 |
| | Miami Dolphins | 2018 |
| Kevin Smith | Detroit Lions | 2008-12 |
| Tre'Quan Smith | New Orleans Saints | 2018-20 |
| Bob Spitulski | Seattle Seahawks | 1992-94 |
| Torell Troup | Buffalo Bills | 2010-12 |
| Ted Wilson | Washington Redskins | 1987 |
| Matt Wright | Pittsburgh Steelers | 2020, 2022 |
| | Jacksonville Jaguars | 2021 |
| | Kansas City Chiefs | 2022 |



KNIGHTS IN THE PRO BOWL

| Player | Pos. | Team | Season |
|------------------|------|----------------------|--------|
| Daunte Culpepper | QB | Minnesota Vikings | 2000 |
| Daunte Culpepper | QB | Minnesota Vikings | 2003 |
| Daunte Culpepper | QB | Minnesota Vikings | 2004 |
| Asante Samuel | DB | New England Patriots | 2007 |
| Brandon Marshall | WR | Denver Broncos | 2008 |
| Asante Samuel | DB | Philadelphia Eagles | 2008 |
| Brandon Marshall | WR | Denver Broncos | 2009 |
| Asante Samuel | DB | Philadelphia Eagles | 2009 |
| Asante Samuel | DB | Philadelphia Eagles | 2010 |
| Brandon Marshall | WR | Miami Dolphins | 2011 |
| Brandon Marshall | WR | Chicago Bears | 2012 |
| Josh Sitton | OL | Green Bay Packers | 2012 |
| Brandon Marshall | WR | Chicago Bears | 2013 |
| Matt Prater | PK | Denver Broncos | 2013 |
| Josh Sitton | OL | Green Bay Packers | 2014 |
| Brandon Marshall | WR | New York Jets | 2015 |
| Latavius Murray | RB | Oakland Raiders | 2015 |
| Josh Sitton | OL | Green Bay Packers | 2015 |
| Matt Prater | PK | Detroit Lions | 2016 |
| Josh Sitton | OL | Chicago Bears | 2016 |
| A.J. Bouye | DB | Jacksonville Jaguars | 2017 |
| Shaquill Griffin | DB | Seattle Seahawks | 2019 |
| Shaquill Griffin | DB | Seattle Seahawks | 2020 |

KNIGHTS IN THE SUPER BOWL

| Player | Game | Team | Result | Opponent |
|-------------------|---------|-----------------|--------|----------------------|
| Shawn Jefferson | XXIX | San Diego | Lost | San Francisco 49ers |
| Shawn Jefferson | XXXI | New England | Lost | Green Bay Packers |
| Mike Gruttadauria | XXXIV | St. Louis Rams | Won | Tennessee Titans |
| Cornell Green | XXXVII | Tampa Bay | Won | Oakland Raiders |
| Charles Lee | XXXVII | Tampa Bay | Won | Oakland Raiders |
| Asante Samuel | XXXVIII | New England | Won | Carolina Panthers |
| Asante Samuel | XXXIX | New England | Won | Philadelphia Eagles |
| Asante Samuel | XLII | New England | Lost | New York Giants |
| Darcy Johnson | XLII | New York Giants | Won | New England Patriots |
| Atari Bigby | XLV | Green Bay | Won | Pittsburgh Steelers |
| Michael Greco | XLV | Green Bay | Won | Pittsburgh Steelers |
| Josh Sitton | XLV | Green Bay | Won | Pittsburgh Steelers |
| Bruce Miller | XLVII | San Francisco | Lost | Baltimore Ravens |
| Jah Reid | XLVII | Baltimore | Won | San Francisco 49ers |
| Matt Prater | XLVIII | Denver | Lost | Seattle Seahawks |
| Kemal Ishmael | LI | Atlanta | Lost | New England Patriots |
| Jacob Harris | LVI | L.A. Rams | Win | Cincinnati Bengals |
| Jordan Franks | LVII | Kansas City | Win | Philadelphia Eagles |

KNIGHTS IN THE AFC CHAMPIONSHIP

| Player | Season | Team | Result | Opponent |
|-----------------|--------|--------------|--------|----------------------|
| Shawn Jefferson | 1994 | San Diego | Won | Pittsburgh Steelers |
| Shawn Jefferson | 1996 | New England | Won | Jacksonville Jaguars |
| Asante Samuel | 2003 | New England | Won | Indianapolis Colts |
| Asante Samuel | 2004 | New England | Won | Pittsburgh Steelers |
| Cornell Green | 2005 | Denver | Lost | Pittsburgh Steelers |
| Doug Gabriel | 2006 | New England | Lost | Indianapolis Colts |
| Asante Samuel | 2006 | New England | Lost | Indianapolis Colts |
| Asante Samuel | 2007 | New England | Won | San Diego Chargers |
| Jah Reid | 2011 | Baltimore | Lost | New England Patriots |
| Kamar Aiken | 2012 | New England | Lost | Baltimore Ravens |
| Jah Reid | 2012 | Baltimore | Won | New England Patriots |
| Matt Prater | 2013 | Denver | Won | New England Patriots |
| J.J. Worton | 2015 | New England | Lost | Denver Broncos |
| A.J. Bouye | 2017 | Jacksonville | Lost | New England Patriots |
| Blake Bortles | 2017 | Jacksonville | Lost | New England Patriots |
| Gabriel Davis | 2020 | Buffalo | Lost | Kansas City Chiefs |

KNIGHTS IN THE NFC CHAMPIONSHIP

| Player | Season | Team | Result | Opponent |
|-------------------|--------|---------------|--------|----------------------|
| Mike Gruttadauria | 1999 | St. Louis | Won | Tampa Bay Buccaneers |
| Daunte Culpepper | 2000 | Minnesota | Lost | New York Giants |
| Cornell Green | 2002 | Tampa Bay | Won | Philadelphia Eagles |
| Atari Bigby | 2007 | Green Bay | Lost | New York Giants |
| Asante Samuel | 2008 | Philadelphia | Lost | Arizona Cardinals |
| Atari Bigby | 2010 | Green Bay | Won | Chicago Bears |
| Michael Greco | 2010 | Green Bay | Won | Chicago Bears |
| Josh Sitton | 2010 | Green Bay | Won | Chicago Bears |
| Bruce Miller | 2011 | San Francisco | Lost | New York Giants |
| Asante Samuel | 2012 | Atlanta | Lost | San Francisco 49ers |
| Adam Nissley | 2012 | Atlanta | Lost | San Francisco 49ers |
| Bruce Miller | 2012 | San Francisco | Won | Atlanta Falcons |
| Bruce Miller | 2013 | San Francisco | Lost | Seattle Seahawks |
| Josh Sitton | 2014 | Green Bay | Lost | Seattle Seahawks |
| Kemal Ishmael | 2016 | Atlanta | Won | Green Bay Packers |
| Latavius Murray | 2017 | Minnesota | Lost | Philadelphia Eagles |
| Tre'Quan Smith | 2018 | New Orleans | Lost | L.A. Rams |
| Josh Robinson | 2018 | New Orleans | Lost | L.A. Rams |
| Kalia Davis | 2022 | San Francisco | Lost | Philadelphia Eagles |

KNIGHTS IN THE NFL DRAFT

| Player | Pos. | Team | Year | Round | Pick |
|------------------|-------|-----------------|------|-------|------|
| Ted Wilson | WR | Washington | 1987 | 10 | 274 |
| Elgin Davis | DB | New England | 1987 | 12 | 330 |
| Bernard Ford | WR | Buffalo | 1988 | 3 | 65 |
| Corris Ervin | DB | Denver | 1988 | 5 | 136 |
| Raymond Irvin | DB | Cleveland | 1991 | 9 | 225 |
| Shawn Jefferson | WR | Houston | 1991 | 9 | 240 |
| Bob Spitulski | LB | Seattle | 1992 | 3 | 66 |
| Rick Hamilton | LB | Washington | 1993 | 3 | 71 |
| Greg Jefferson | DE | Philadelphia | 1995 | 3 | 72 |
| Marquette Smith | RB | Carolina | 1996 | 5 | 142 |
| Daunte Culpepper | QB | Minnesota | 1999 | 1 | 11 |
| Paul Miranda | DB | Indianapolis | 1999 | 4 | 96 |
| Charles Lee | WR | Green Bay | 2000 | 7 | 242 |
| Travis Fisher | DB | St. Louis | 2002 | 2 | 64 |
| Asante Samuel | DB | New England | 2003 | 4 | 120 |
| Doug Gabriel | WR | Oakland | 2003 | 5 | 167 |
| Mike Mabry | OL | Baltimore | 2003 | 7 | 250 |
| Elton Patterson | DE | Cincinnati | 2003 | 7 | 259 |
| Michael Gaines | TE | Carolina | 2004 | 7 | 234 |
| Brandon Marshall | WR | Denver | 2006 | 4 | 119 |
| Mike Sims-Walker | WR | Jacksonville | 2007 | 3 | 79 |
| Kevin Smith | TB | Detroit | 2008 | 3 | 64 |
| Josh Sitton | OL | Green Bay | 2008 | 4 | 135 |
| Mike Merritt | TE | Kansas City | 2008 | 7 | 239 |
| Joe Burnett | CB | Pittsburgh | 2009 | 5 | 168 |
| Torell Troup | DT | Buffalo | 2010 | 2 | 41 |
| Jah Reid | OT | Baltimore | 2011 | 3 | 85 |
| Bruce Miller | DE/FB | San Francisco | 2011 | 7 | 211 |
| Josh Robinson | DB | Minnesota | 2012 | 3 | 66 |
| Latavius Murray | RB | Oakland | 2013 | 6 | 181 |
| Kemal Ishmael | DB | Atlanta | 2013 | 7 | 243 |
| Blake Bortles | QB | Jacksonville | 2014 | 1 | 3 |
| Storm Johnson | RB | Jacksonville | 2014 | 7 | 222 |
| Breshad Perriman | WR | Baltimore | 2015 | 1 | 26 |
| Clayton Geathers | DB | Indianapolis | 2015 | 4 | 109 |
| Shaquill Griffin | DB | Seattle | 2017 | 3 | 90 |
| Mike Hughes | DB | Minnesota | 2018 | 1 | 30 |
| Tre'Quan Smith | WR | New Orleans | 2018 | 3 | 91 |
| Jordan Akins | TE | Houston | 2018 | 3 | 98 |
| Shaquem Griffin | LB | Seattle | 2018 | 5 | 141 |
| Trysten Hill | DT | Dallas | 2019 | 2 | 58 |
| Gabriel Davis | WR | Buffalo | 2020 | 4 | 128 |
| Richie Grant | S | Atlanta | 2021 | 2 | 40 |
| Aaron Robinson | DB | New York Giants | 2021 | 3 | 71 |
| Jacob Harris | WR | L.A. Rams | 2021 | 4 | 141 |
| Tay Gowan | CB | Arizona | 2021 | 6 | 223 |
| Tre Nixon | WR | New England | 2021 | 7 | 242 |
| Kalia Davis | DT | San Francisco | 2022 | 6 | 220 |

| Date | Network | Coverage | Opponent | Result |
|----------------|-----------------------------|----------|---|---------------|
| Aug. 29, 1996 | Sun Sports | Regional | William & Mary | W, 39-33 |
| Sept. 14, 1996 | Sun Sports | Regional | at New Mexico | L, 7-17 |
| Oct. 26, 1996 | Sun Sports | Regional | at Georgia Tech | L, 20-27 |
| Sept. 6, 1997 | Sun Sports/Fox Sports South | Regional | at South Carolina | L, 31-33 |
| Sept. 20, 1997 | Sun Sports | Regional | Idaho | W, 41-10 |
| Sept. 27, 1997 | Sun Sports | Regional | at #8 Auburn | L, 14-41 |
| Oct. 25, 1997 | Sun Sports | Regional | at Mississippi State | L, 28-35 |
| Sept. 5, 1998 | Sun Sports | Regional | at Louisiana Tech | W, 64-30 |
| Sept. 19, 1998 | ESPN | National | at Purdue | L, 7-35 |
| Sept. 26, 1998 | Fox Sports Net/Sun Sports | Regional | at Bowling Green | W, 38-31 |
| Oct. 3, 1998 | Sun Sports | Regional | at Toledo | W, 31-24 |
| Oct. 24, 1998 | Sun Sports | Regional | at Louisiana | W, 42-10 |
| Oct. 31, 1998 | WYTV (Youngstown) | Local | Youngstown State | W, 44-32 |
| Nov. 7, 1998 | Sun Sports | Regional | at Auburn | L, 610 |
| Nov. 21, 1998 | KRQE (Albuquerque) | Local | New Mexico | W, 38-6 |
| Sept. 4, 1999 | ESPN Regional/Sun Sports | Regional | #22 Purdue | L, 13-47 |
| Sept. 11, 1999 | Sun Sports | Regional | at #4 Florida | L, 27-58 |
| Sept. 25, 1999 | Sun Sports/Media One | Regional | at #11 Georgia | L, 23-24 |
| Nov. 6, 1999 | Sun Sports | Regional | at Auburn | L, 10-28 |
| Sept. 30, 2000 | Sun Sports | Regional | at Eastern Michigan | W, 31-10 |
| Oct. 7, 2000 | Sun Sports | Regional | at Northern Illinois | L, 20-40 |
| Nov. 4, 2000 | Sun Sports | Regional | at Louisiana Tech | W, 20-16 |
| Nov. 11, 2000 | ESPN Regional | Regional | #8 Virginia Tech | L, 21-44 |
| Sept. 8, 2001 | ESPN Regional/Sun Sports | Regional | at Syracuse | L, 10-21 |
| Sept. 22, 2001 | Sun Sports | Regional | at Tulane | W, 36-29 |
| Sept. 29, 2001 | Sun Sports | Regional | at #8 Virginia Tech | L, 14-46 |
| Oct. 6, 2001 | Sun Sports/CSS | Regional | UAB | W, 24-7 |
| Oct. 27, 2001 | Sun Sports | Regional | at Utah State | L, 27-30 |
| Aug. 31, 2002 | ESPN | National | at #24 Penn State | L, 24-27 |
| Sept. 7, 2002 | Sun Sports | Regional | at Arizona State | L, 13-46 |
| Sept. 20, 2002 | ESPN2 | National | at Marshall | L, 21-26 |
| Oct. 12, 2002 | Sun Sports | Regional | at Western Michigan | W, 31-27 |
| Oct. 19, 2002 | Sun Sports | Regional | Toledo | L, 24-27 |
| Nov. 2, 2002 | ESPN Regional/Sun Sports | Regional | Syracuse | L, 35-38 |
| Nov. 23, 2002 | Sun Sports | Regional | at Miami (Ohio) | W, 48-31 |
| Aug. 31, 2003 | ESPN | National | at #9 Virginia Tech | L, 28-49 |
| Sept. 20, 2003 | ESPN Regional/Sun Sports | Regional | at Syracuse | L, 14-38 |
| Sept. 27, 2003 | Sun Sports | Regional | at Kent State | L, 16-36 |
| Oct. 11, 2003 | ESPN Regional/Sun Sports | Regional | at Ohio | L, 0-28 |
| Nov. 1, 2003 | Sun Sports | Regional | at West Virginia | L, 18-36 |
| Nov. 8, 2003 | Sun Sports | Regional | at Eastern Michigan | L, 13-19 |
| Nov. 19, 2003 | ESPN2 | National | Marshall | L, 7-21 |
| Sept. 4, 2004 | ESPN | National | at Wisconsin | L, 6-34 |
| Sept. 18, 2004 | ESPN Regional/Sun Sports | Regional | at Penn State | L, 13-37 |
| Oct. 30, 2004 | ESPN Regional/Sun Sports | Regional | at Marshall | L, 3-20 |
| Sept. 1, 2005 | ESPN | National | at South Carolina | L, 15-24 |
| Sept. 17, 2005 | Fox Sports Net Florida | Regional | at USF | L, 14-31 |
| Nov. 5, 2005 | i Network | National | Houston | W, 31-29 |
| Nov. 12, 2005 | CBS College Sports | National | at UAB | W, 27-21 |
| Dec. 3, 2005 | ESPN | National | Tulsa (C-USA Championship Game) | L, 27-44 |
| Dec. 24, 2005 | ESPN | National | Nevada (Sheraton Hawaii Bowl) | L, 48-49 (OT) |
| Sept. 9, 2006 | Sun Sports | Regional | at #7 Florida | L, 0-42 |
| Sept. 16, 2006 | CBS College Sports | National | USF | L, 17-24 |
| Sept. 26, 2006 | ESPN2 | National | Southern Miss | L, 14-19 |
| Oct. 4, 2006 | ESPN2 | National | at Marshall | W, 23-22 |
| Oct. 13, 2006 | ESPN | National | Pittsburgh | L, 7-52 |
| Oct. 28, 2006 | CBS College Sports | National | at Houston | L, 31-51 |
| Nov. 4, 2006 | CBS College Sports | National | East Carolina | L, 10-23 |
| Nov. 11, 2006 | CBS College Sports | National | at Memphis | W, 26-24 |
| Nov. 25, 2006 | CSS | Regional | UAB | W, 31-22 |
| Sept. 1, 2007 | ESPN360 | Online | at NC State | W, 25-23 |
| Sept. 15, 2007 | ESPN2 | National | #6 Texas | L, 32-35 |
| Sept. 22, 2007 | CSS | Regional | Memphis | W, 56-20 |
| Oct. 6, 2007 | CBS College Sports | National | at East Carolina | L, 38-52 |
| Oct. 13, 2007 | ESPNU | National | at #5 USF | L, 12-64 |
| Oct. 28, 2007 | ESPN | National | at Southern Miss | W, 34-17 |
| Nov. 3, 2007 | CSS | Regional | Marshall | W, 47-13 |
| Nov. 10, 2007 | CBS College Sports | National | at UAB | W, 45-31 |
| Dec. 1, 2007 | ESPN | National | Tulsa (C-USA Championship Game) | W, 44-25 |
| Dec. 29, 2007 | ESPN | National | Mississippi State (AutoZone Liberty Bowl) | L, 3-10 |
| Sept. 6, 2008 | ESPN2 | National | #17 USF | L, 24-31 (OT) |
| Sept. 20, 2008 | ESPNU | National | at Boston College | L, 7-34 |
| Sept. 27, 2008 | CBS College Sports | National | at UTEP | L, 13-58 |
| Oct. 4, 2008 | CBS College Sports | National | SMU | W, 31-17 |
| Oct. 11, 2008 | ESPNU | National | at Miami | L, 14-20 |
| Oct. 26, 2008 | ESPN | National | at #19 Tulsa | L, 19-49 |
| Nov. 2, 2008 | ESPN | National | East Carolina | L, 10-13 (OT) |

| | | | | |
|----------------|--------------------|----------|--|----------------|
| Nov. 15, 2008 | CSS | Regional | at Marshall | W, 30-14 |
| Sept. 5, 2009 | BHSN | Regional | Samford | W, 28-24 |
| Sept. 19, 2009 | BHSN | Regional | Buffalo | W, 23-17 |
| Sept. 26, 2009 | BHSN | Regional | at East Carolina | L, 14-19 |
| Oct. 3, 2009 | BHSN | Regional | Memphis | W, 32-14 |
| Oct. 17, 2009 | CBS College Sports | National | #9 Miami | L, 7-27 |
| Nov. 1, 2009 | ESPN | National | Marshall | W, 21-20 |
| Nov. 7, 2009 | FOX Sports Net | National | at #2 Texas | L, 3-35 |
| Nov. 14, 2009 | CBS College Sports | National | #13 Houston | W, 37-32 |
| Nov. 21, 2009 | BHSN | Regional | Tulane | W, 49-0 |
| Dec. 19, 2009 | ESPN | National | Rutgers (St. Petersburg Bowl) | L, 24-45 |
| Sept. 11, 2010 | CBS College Sports | National | NC State | L, 21-28 |
| Sept. 18, 2010 | BHSN | Regional | at Buffalo | W, 24-10 |
| Sept. 25, 2010 | FOX Sports Net | Regional | at Kansas State | L, 13-17 |
| Oct. 6, 2010 | ESPN | National | UAB | W, 42-7 |
| Oct. 13, 2010 | ESPN | National | at Marshall | W, 35-14 |
| Oct. 23, 2010 | BHSN | Regional | Rice | W, 41-14 |
| Oct. 30, 2010 | BHSN | Regional | East Carolina | W, 49-35 |
| Nov. 5, 2010 | ESPN2 | National | at Houston | W, 40-33 |
| Nov. 13, 2010 | CBS College Sports | National | Southern Miss | L, 21-31 |
| Nov. 27, 2010 | CSS/BHSN | Regional | at Memphis | W, 37-17 |
| Dec. 4, 2010 | ESPN2 | National | SMU (C-USA Championship Game) | W, 17-7 |
| Dec. 31, 2010 | ESPN | National | Georgia (AutoZone Liberty Bowl) | W, 10-6 |
| Sept. 3, 2011 | BHSN | Regional | Charleston Southern | W, 62-0 |
| Sept. 10, 2011 | CBS Sports Network | National | Boston College | W, 30-3 |
| Sept. 17, 2011 | ESPN3 | Online | at FIU | L, 10-17 |
| Sept. 23, 2011 | ESPN | National | at BYU | L, 17-24 |
| Oct. 8, 2011 | BHSN | Regional | Marshall | W, 16-6 |
| Oct. 15, 2011 | FOX Sports Net | National | at SMU | L, 17-38 |
| Oct. 20, 2011 | CSS/BHSN | Regional | at UAB | L, 24-26 |
| Oct. 29, 2011 | BHSN | Regional | Memphis | W, 41-0 |
| Nov. 3, 2011 | CBS Sports Network | National | Tulsa | L, 17-24 |
| Nov. 12, 2011 | CBS Sports Network | National | at #25/23 Southern Miss | L, 29-30 |
| Nov. 19, 2011 | FOX Sports Net | National | at East Carolina | L, 31-38 |
| Nov. 25, 2011 | CBS Sports Network | National | UTEP | W, 31-14 |
| Aug. 30, 2012 | ESPN3 | Online | at Akron | W, 56-14 |
| Sept. 8, 2012 | ESPN2 | National | at #14 Ohio State | L, 16-31 |
| Sept. 15, 2012 | CSS/BHSN | Regional | FIU | W, 33-20 |
| Sept. 29, 2012 | FOX Sports Net | National | Missouri | L, 16-21 |
| Oct. 4, 2012 | CBS Sports Network | National | East Carolina | W, 40-20 |
| Oct. 13, 2012 | CBS Sports Network | National | Southern Miss | W, 38-31 (2OT) |
| Oct. 20, 2012 | CSS/BHSN | Regional | at Memphis | W, 35-17 |
| Oct. 27, 2012 | CBS Sports Network | National | at Marshall | W, 54-17 |
| Nov. 3, 2012 | CBS Sports Network | National | SMU | W, 42-17 |
| Nov. 10, 2012 | FOX College Sports | National | at UTEP | W, 31-24 |
| Nov. 17, 2012 | FOX Sports Net | National | at Tulsa | L, 21-23 |
| Nov. 24, 2012 | FOX Sports Net | National | UAB | W, 49-24 |
| Dec. 1, 2012 | ESPN2 | National | at Tulsa (C-USA Championship Game) | L, 27-33 (OT) |
| Dec. 21, 2012 | ESPN | National | Ball State (Beef 'O' Brady's Bowl) | W, 38-17 |
| Aug. 29, 2013 | ESPN3 | Online | Akron | W, 38-7 |
| Sept. 6, 2013 | CBS Sports Network | National | at FIU | W, 38-0 |
| Sept. 14, 2013 | Big Ten Network | National | at Penn State | W, 34-31 |
| Sept. 28, 2013 | ABC | National | #12/13 South Carolina | L, 25-28 |
| Oct. 5, 2013 | ESPN3 | Online | at Memphis | W, 24-17 |
| Oct. 18, 2013 | ESPN | National | at #8/6 Louisville | W, 38-35 |
| Oct. 26, 2013 | ESPN Regional | Regional | UConn | W, 62-17 |
| Nov. 9, 2013 | ESPN2 | National | Houston | W, 19-14 |
| Nov. 16, 2013 | ESPN Regional | Regional | at Temple | W, 39-36 |
| Nov. 21, 2013 | ESPN | National | Rutgers | W, 41-17 |
| Nov. 29, 2013 | ESPN | National | USF | W, 23-20 |
| Dec. 7, 2013 | ESPN | National | at SMU | W, 17-13 |
| Jan. 1, 2014 | ESPN | National | #6/5 Baylor (Tostitos Fiesta Bowl) | W, 52-42 |
| Aug. 30, 2014 | ESPN2 | National | vs. Penn State (Dublin, Ireland) | L, 24-26 |
| Sept. 13, 2014 | SEC Network | National | at #20/22 Missouri | L, 10-38 |
| Sept. 20, 2014 | ESPN3 | Online | Bethune-Cookman | W, 41-7 |
| Oct. 2, 2014 | ESPN | National | at Houston | W, 17-12 |
| Oct. 9, 2014 | ESPN | National | BYU | W, 31-24 (OT) |
| Oct. 18, 2014 | ESPNU | National | Tulane | W, 20-13 |
| Oct. 25, 2014 | CBS Sports Network | National | Temple | W, 34-14 |
| Nov. 1, 2014 | CBS Sports Network | National | at UConn | L, 29-37 |
| Nov. 14, 2014 | ESPN2 | National | Tulsa | W, 31-7 |
| Nov. 22, 2014 | ESPNNews | National | SMU | W, 53-7 |
| Nov. 28, 2014 | ESPN2 | National | at USF | W, 16-0 |
| Dec. 4, 2014 | ESPN | National | at East Carolina | W, 32-30 |
| Dec. 26, 2014 | ESPN | National | vs. NC State (Bitcoin St. Petersburg Bowl) | L, 27-34 |
| Sept. 3, 2015 | CBS Sports Network | National | FIU | L, 14-15 |
| Sept. 12, 2015 | FOX Sports 1 | National | at Stanford | L, 7-31 |
| Sept. 19, 2015 | ESPN3 | Online | Furman | L, 15-16 |

| | | | | |
|----------------|--------------------|-----------------|---|---------------|
| Sept. 26, 2015 | ESPNU | National | at South Carolina | L, 14-31 |
| Oct. 3, 2015 | ESPNews | National | at Tulane | L, 31-45 |
| Oct. 10, 2015 | ESPNews | National | UConn | L, 13-40 |
| Oct. 17, 2015 | CBS Sports Network | National | at Temple | L, 14-30 |
| Oct. 24, 2015 | ESPNews | National | #21/22 Houston | L, 10-59 |
| Oct. 31, 2015 | ESPNews | National | at Cincinnati | L, 7-52 |
| Nov. 7, 2015 | ESPNews | National | at Tulsa | L, 30-45 |
| Nov. 19, 2015 | ESPN | National | East Carolina | L, 7-44 |
| Nov. 26, 2015 | ESPN | National | USF | L, 3-44 |
| Sept. 3, 2016 | ESPN3 | Online | South Carolina State | W, 38-0 |
| Sept. 10, 2016 | ABC | National | at Michigan | L, 14-51 |
| Sept. 17, 2016 | CBS Sports Network | National | Maryland | L, 24-30 (OT) |
| Sept. 24, 2016 | beIn Sports | National | at FIU | W, 53-14 |
| Oct. 1, 2016 | CBS Sports Network | National | at East Carolina | W, 47-29 |
| Oct. 15, 2016 | ESPNU | National | Temple | L, 25-26 |
| Oct. 22, 2016 | ESPNews | National | at UConn | W, 24-16 |
| Oct. 29, 2016 | ESPNU | National | at #24 Houston | L, 24-31 |
| Nov. 5, 2016 | ESPN3 | Online | Tulane | W, 37-6 |
| Nov. 12, 2016 | ESPNU | National | Cincinnati | W, 24-3 |
| Nov. 19, 2016 | ESPNews | National | Tulsa | L, 20-35 |
| Nov. 26, 2016 | CBS Sports Network | National | at USF | L, 31-48 |
| Dec. 17, 2016 | CBS Sports Network | National | vs. Arkansas State (AutoNation Cure Bowl) | L, 13-31 |
| Aug. 31, 2017 | CBS Sports Network | National | Florida International | W, 61-17 |
| Sept. 23, 2017 | Fox Sports 1 | National | at Maryland | W, 38-10 |
| Sept. 30, 2017 | ESPN2 | National | Memphis | W, 40-13 |
| Oct. 7, 2017 | ESPNU | National | at Cincinnati | W, 51-23 |
| Oct. 14, 2017 | CBS Sports Network | National | East Carolina | W, 63-21 |
| Oct. 21, 2017 | CBS Sports Network | National | at Navy | W, 31-21 |
| Oct. 28, 2017 | ESPN3 | Online | Austin Peay | W, 73-33 |
| Nov. 4, 2017 | ESPN2 | National | at SMU | W, 31-24 |
| Nov. 11, 2017 | ESPNU | National | UConn | W, 49-24 |
| Nov. 18, 2017 | ESPNU | National | at Temple | W, 45-19 |
| Nov. 24, 2017 | ABC | National | #22/19 USF | W, 49-42 |
| Dec. 2, 2017 | ABC | National | vs. #16/14 Memphis (AAC Championship Game) | W, 62-55 (OT) |
| Jan. 1, 2018 | ESPN | National | vs. #7/8 Auburn (Chick-fil-A Peach Bowl) | W, 34-27 |
| Aug. 30, 2018 | ESPNU | National | at UConn | W, 56-17 |
| Sept. 8, 2018 | ESPN3 | Online | South Carolina State | W, 38-0 |
| Sept. 21, 2018 | ESPN | National | Florida Atlantic | W, 56-36 |
| Sept. 29, 2018 | ESPNU | National | Pittsburgh | W, 45-14 |
| Oct. 6, 2018 | ESPNU | National | SMU | W, 48-20 |
| Oct. 13, 2018 | ABC/ESPN2 | National | at Memphis | W, 31-30 |
| Oct. 20, 2018 | ESPN2 | National | at ECU | W, 37-10 |
| Nov. 1, 2018 | ESPN | National | Temple | W, 52-40 |
| Nov. 10, 2018 | ESPN2 | National | Navy | W, 35-24 |
| Nov. 17, 2018 | ESPN | National | #19 Cincinnati | W, 38-13 |
| Nov. 23, 2018 | ESPN | National | at South Florida | W, 38-10 |
| Dec. 1, 2018 | ABC | National | Memphis (AAC Championship Game) | W, 56-41 |
| Jan. 1, 2019 | ESPN | National | vs. #11 LSU (PlayStation Fiesta Bowl) | L, 40-32 |
| Aug. 29, 2019 | CBS Sports Network | National | Florida A&M | W, 62-0 |
| Sept. 7, 2019 | CBS Sports Network | National | at FAU | W, 48-14 |
| Sept. 14, 2019 | ESPN | National | Stanford | W, 45-27 |
| Sept. 21, 2019 | ABC/ESPN2 | National | at Pittsburgh | L, 35-34 |
| Sept. 28, 2019 | ESPN2 | National | UConn | W, 56-21 |
| Oct. 4, 2019 | ESPN | National | at Cincinnati | L, 27-24 |
| Oct. 19, 2019 | CBS Sports Network | National | ECU | W, 41-28 |
| Oct. 26, 2019 | ESPN2 | National | at Temple | W, 63-21 |
| Nov. 2, 2019 | ESPN2 | National | Houston | W, 44-29 |
| Nov. 8, 2019 | ESPN2 | National | at Tulsa | L, 34-31 |
| Nov. 23, 2019 | CBS Sports Network | National | at Tulane | W, 34-31 |
| Nov. 29, 2019 | ESPN | National | South Florida | W, 34-7 |
| Dec. 23, 2019 | ESPN | National | vs. Marshall (Bad Boy Mowers Gasparilla Bowl) | W, 48-25 |
| Sept. 19, 2020 | ABC | National | at Georgia Tech | W, 49-21 |
| Sept. 26, 2020 | ABC/ESPN+ | National/Online | at ECU | W, 51-28 |
| Oct. 3, 2020 | ESPN2 | National | Tulsa | L, 34-26 |
| Oct. 17, 2020 | ABC | National | at Memphis | L, 50-49 |
| Oct. 24, 2020 | ESPN2 | National | Tulane | W, 51-34 |
| Oct. 31, 2020 | ESPN+ | Online | at Houston | W, 44-21 |
| Nov. 14, 2020 | ESPNU | National | Temple | W, 38-13 |
| Nov. 21, 2020 | ESPN | National | #7 Cincinnati | L, 36-33 |
| Nov. 27, 2020 | ESPN | National | at South Florida | W, 58-46 |
| Dec. 22, 2020 | ESPN | National | vs. #13 BYU (Roofclaim.com Boca Raton Bowl) | L, 49-23 |
| Sep. 2, 2021 | ESPN | National | vs. Boise State | W, 36-31 |
| Sep. 11, 2021 | ESPN+ | Online | vs. Bethune-Cookman | W, 63-14 |
| Sep. 17, 2021 | ESPN | National | at Louisville | L, 42-35 |
| Oct. 2, 2021 | CBS Sports Network | National | at Navy | L, 34-30 |
| Oct. 9, 2021 | ESPN+ | Online | vs ECU | W, 20-16 |
| Oct. 16, 2021 | ABC | National | at #3/4 Cincinnati | L, 56-21 |
| Oct. 22, 2021 | ESPN2 | National | Memphis | W, 24-7 |

| | | | | |
|-----------------------|--------------------|----------|---|----------------|
| Oct. 30, 2021 | ESPN+ | Online | at Temple | W, 49-7 |
| Nov. 6, 2021 | ESPNU | National | Tulane | W, 14-10 |
| Nov. 13, 2021 | ESPNU | National | at SMU | L, 55-28 |
| Nov. 20, 2021 | ESPN+ | Online | UConn | W, 49-17 |
| Nov. 26, 2021 | ESPN | National | South Florida | W, 17-13 |
| Dec. 23, 2021 | ESPN | National | Florida (Union Home Gasparilla Bowl) | W, 29-17 |
| Sep. 1, 2022 | ESPN+ | Online | South Carolina State | W, 56-10 |
| Sep. 9, 2022 | ESPN2 | National | Louisville | L, 20-14 |
| Sep. 17, 2021 | CBS Sports Network | Online | at Florida Atlantic | W, 40-14 |
| Sep. 24, 2022 | ESPNU | National | Georgia Tech | W, 27-10 |
| Oct. 5, 2022 | ESPN2 | National | SMU | W, 41-19 |
| Oct. 13, 2022 | ESPN | National | Temple | W, 70-13 |
| Oct. 22, 2022 | ESPNU | National | at ECU | L, 34-13 |
| Oct. 29, 2022 | ESPN | National | #20/19 Cincinnati | W, 25-21 |
| Nov. 5, 2022 | ESPN2 | National | at Memphis | W, 35-28 |
| Nov. 12, 2022 | ESPN2 | National | at #17 Tulane | W, 38-31 |
| Nov. 19, 2022 | ESPN2 | National | Navy | L, 17-14 |
| Nov. 26, 2022 | ESPN2 | National | at South Florida | W, 46-39 |
| Dec. 3, 2022 | ABC | National | #18 Tulane | L, 45-28 |
| Dec. 28, 2022 | ESPN | National | Duke (Military Bowl presented by Peraton) | L, 30-13 |
| Overall Record | | | | 143-110 |



On Sept. 29, 1979, Camping World Stadium, known back then to the Orlando community as the Tangerine Bowl, opened its doors for a hometown, start-up football program guided by Don Jonas. The Florida Citrus Bowl for much of the Knights' run, the crown jewel of the Orlando Centroplex was home for UCF until the 2007 season when the Bounce House - then Bright House Networks Stadium - was erected on the UCF campus.

Jonas was the first of seven men that led the Knights onto the field at the Citrus Bowl with George O'Leary being the last. The relationship witnessed more than 100 Knight victories and came to an end when the Black and Gold ran through the Citrus Bowl tunnel one last time on Nov. 25, 2006, against UAB.

The Citrus Bowl saw the Knights' football program rise through the division ranks of the NCAA, starting as a Division III member in 1979, to making the move to Division II in time for the 1982 season, then on to Football Championship Division status in 1990 before finally emerging at the top level as a Football Bowl Subdivision member in 1997.

The Knights were victorious in their inaugural game at the stadium, defeating Fort Benning 7-6 in front of 14,138 fans. Quarterback Mike Cullison's touchdown pass to Bobby Joe Plain on a fourth-and-goal was the first Knight score in the venue and proved to be the difference in the game. UCF fans would go on to set a Division III record as an average of 11,420 fans attended the Knights' four home games that season.

During UCF's 28-year stretch when it called the Citrus Bowl home, the stadium was the platform for some great UCF moments. The final home game vs. UAB in 2006 served as the final opportunity to add to that long, memorable list, and the Knights did not disappoint. Quarterback Kyle Israel found Mike Sims-Walker twice in the first quarter for a pair of touchdowns and the Black and Gold did not look back, defeating the Blazers 31-22. The crowd of 23,755 broke the 200,000 mark for the first time in school history, as the Knights saw a then-school record 220,980 fans flock through the gates in 2006.

UCF completed its tenure at the Florida Citrus Bowl with a 112-59-1 record. The Knights outscored their opponents 5,136-3,496 in 172 games with the 5,000th point coming on a Michael Torres extra point against Villanova Sept. 2, 2006.

BY THE NUMBERS

7 Record number of touchdown passes by a Knight. Darin Slack achieved the feat during a 52-14 trouncing of West Georgia in 1987.

8 Number of 300-yard passing games Daunte Culpepper had during his illustrious career with UCF. Also the jersey number worn by the first-round NFL draft pick, who had a total of 15 300-yard passing games during his career as a Knight.

11 Most consecutive home wins by UCF in the Citrus Bowl. The streak started on Nov. 2, 1996, with a 42-15 victory over Illinois State on Homecoming.

21 Largest margin overcome by the Knights in a victory. UCF fell behind 21-0 in the first quarter, but rallied for a 28-24 win over Illinois State on Oct. 20, 1984.

23 Tackles recorded by Bill Giovanetti in the 1979 season-finale against Morehouse. The total still stands as the all-time record for single-game tackles by a Knight.

50 Highest number of points scored in a half by the Knights. UCF went on to defeat Akron, 57-17, on Nov. 3, 2001.

55 Longest field goal by a Knight. Ed O'Brien drilled the booming kick to help UCF pull out a 39-37 victory over Bethune-Cookman on Sept. 7, 1985.

64 The greatest margin of victory for the Knights. UCF thumped Grand Valley State 67-3 on Halloween in 1987.

100 The Knights' 100th victory on their home field was a 28-17 win over Akron on Homecoming, Oct. 26, 2002.