



RECORD BOOK

2024 UCF Football



BIG 12 CONFERENCE

TEAM RECORDS

Single Game

Most Rushing Attempts

UCF 64.....	Gardner-Webb, 9/5/92
..... 64.....	Bethune-Cookman, 11/4/95
Both Teams.. 115.....	Navy, 11/10/18
Opponent 79.....	VMI, 9/25/82

Most Net Yards Rushing

UCF 461.....	Gardner-Webb, 9/5/92
Both Teams.. 674.....	Navy, 11/10/18
Opponent 495.....	Carson-Newman, 11/6/82

Highest Average Per Rush

UCF 8.5.....	Kent State, 9/1/23
Opponent 8.9.....	Memphis, 12/1/18

Most Touchdowns Rushing

UCF 8.....	Charleston Southern, 9/3/11
Both Teams.. 10.....	VMI, 9/25/82
..... 10.....	Memphis, 12/1/18
Opponent 10.....	VMI, 9/25/82

Single Season

Most Rushing Attempts

UCF 670.....	2007
Opponent 576.....	2016

Most Rushing Yards

UCF 3,448.....	2018
Opponent 2,890.....	2018

Most Rushing Yards Per Game

UCF 265.2.....	2018
Opponent 231.3.....	1985

Most Rushing Touchdowns

UCF 43.....	2018
Opponent 30.....	1984, '85

Highest Average Yards Per Rush

UCF 5.8.....	2018
Opponent 4.9.....	1988, 2005, 2023

Fewest Rushing Attempts

UCF 283.....	1979
Opponent 347.....	2011

Fewest Rushing Yards

UCF 334.....	1982
Opponent 1,076.....	2009

Fewest Rushing Yards Per Game

UCF 33.4.....	1982
Opponent 82.8.....	2009

Fewest Rushing Touchdowns

UCF 4.....	2015
Opponent 9.....	1981, '89, '10, '11

Lowest Average Yards Per Rush

UCF 1.2.....	1982
Opponent 2.6.....	2009

INDIVIDUAL RECORDS

RUSHING ATTEMPTS

Game

1. Kevin Smith	46.....	11/24/07
2. Kevin Smith	43.....	10/28/07
3. Brynn Harvey	42.....	10/3/09
4. Kevin Smith	41.....	11/10/07
5. Marquette Smith.....	39.....	11/4/95
Kevin Smith	39.....	12/1/07
7. Isaiah Bowser	35.....	12/23/21
Marquette Smith.....	35.....	10/7/95
Kevin Smith	35.....	9/1/07
Kevin Smith	35.....	12/29/07
Brynn Harvey	35.....	11/14/09

Season

1. Kevin Smith	*450.....	2007
2. Marquette Smith.....	274.....	1995
3. Brynn Harvey	261.....	2009
4. Kevin Smith	249.....	2005
5. Willie English.....	236.....	1991
6. RJ Harvey	226.....	2023
7. Alex Haynes.....	215.....	2004
8. Storm Johnson.....	213.....	2013
9. Kevin Smith	206.....	2006
10. Alex Haynes.....	204.....	2002

* NCAA FBS Record

Career

1. Kevin Smith	905.....	2005-07
2. Alex Haynes.....	742.....	2001-04
3. Willie English.....	606.....	1989-91, '93
4. Brynn Harvey	571.....	2008-12
5. Elgin Davis	485.....	1983-86
6. Marquette Smith.....	468.....	1994-95
7. Daunte Culpepper.....	456.....	1995-98
8. Latavius Murray	453.....	2008, '10-12
9. Mark Giacone.....	452.....	1987, '89-90
10. RJ Harvey	438.....	2020-pres.

RUSHING YARDS BY A QUARTERBACK

Game

1. John Rhys Plumlee	176.....	11/12/22
2. John Rhys Plumlee	133.....	11/26/22
3. Vic Penn	122.....	11/13/99
4. John Rhys Plumlee	121.....	9/17/22
5. Darriel Mack Jr.	120.....	10/20/18
6. McKenzie Milton.....	116.....	1/1/18
7. Jeff Godfrey.....	105.....	11/5/10
8. John Rhys Plumlee	100.....	9/24/22
John Rhys Plumlee	100.....	9/1/22
10. Jeff Godfrey.....	99.....	9/25/10

Season

1. John Rhys Plumlee	862.....	2022
2. McKenzie Milton.....	613.....	2017
3. Jeff Godfrey.....	566.....	2010
4. John Rhys Plumlee	505.....	2023
5. Daunte Culpepper.....	463.....	1998

Career

1. John Rhys Plumlee	1,367.....	2022-23
2. McKenzie Milton.....	1,078.....	2016-18
3. Daunte Culpepper.....	1,020.....	1995-98
4. Jeff Godfrey.....	971.....	2010-11

RUSHING YARDS

Game

1. Kevin Smith	320.....	11/10/07
2. Kevin Smith	284.....	12/1/07
3. Willie English.....	242.....	10/5/91
4. Latavius Murray	233.....	1/25/11
5. Marquette Smith.....	225.....	10/28/95
6. Kevin Smith	223.....	9/29/07
7. Brynn Harvey	219.....	0/3/09
Kevin Smith	219.....	11/24/07
9. Kevin Smith	217.....	9/1/07
10. RJ Harvey	206.....	11/11/23
Greg McCrae	206.....	12/1/18

Season

1. Kevin Smith	*2,567.....	2007
2. Marquette Smith.....	1,511.....	1995
3. RJ Harvey	1,416.....	2023
4. Willie English.....	1,338.....	1991
5. Greg McCrae	1,182.....	2018
6. Kevin Smith	1,178.....	2005
7. Gerod Davis.....	1,154.....	1992
8. Storm Johnson.....	1,139.....	2013
9. Brynn Harvey	1,109.....	2009
10. Latavius Murray	1,106.....	2012

* Third-highest in FBS history

Career

1. Kevin Smith	4,679.....	2005-07
2. Alex Haynes.....	3,359.....	2001-04
3. Willie English.....	3,131.....	1989-93
4. RJ Harvey	2,815.....	2020-pres.
5. Greg McCrae	2,620.....	2017-20
6. Marquette Smith.....	2,569.....	1994-95
7. Adrian Killins Jr.	2,459.....	2016-19
8. Brynn Harvey	2,451.....	2008-12
9. Latavius Murray	2,424.....	2008-12
10. Otis Anderson	2,182.....	2017-20

LONGEST RUN FROM SCRIMMAGE

1. Adrian Killins Jr.	96 (TD)	9/30/17
2. RJ Harvey	92 (TD)	11/11/23
3. Kevin Smith	87 (TD)	11/3/07
Adrian Killins Jr.	87 (TD)	9/10/16
5. Latavius Murray	83 (TD)	10/20/12
6. Kevin Smith	80 (TD)	9/1/07
Kevin Smith	80 (TD)	11/17/07
8. Johnny Richardson	79 (TD)	9/30/23
Elgin Davis	79 (TD)	11/15/86
Adrian Killins Jr.	79 (TD)	10/21/17

LONGEST RUN FROM SCRIMMAGE BY A QB

1. Daunte Culpepper.....	75 (TD)	10/4/97
2. Darriel Mack Jr.	70 (TD)	8/30/18
3. John Rhys Plumlee.....	67 (TD)	11/12/22
3. McKenzie Milton.....	63 (TD)	10/15/16
4. Vic Penn	61.....	11/13/99

AVERAGE YARDS PER CARRY

Game (minimum 10 carries)

1. Latavius Murray	13.27 (11/146)	11/20/10
2. Otis Anderson	12.06 (17/205)	10/26/19
3. Greg McCrae	11.75 (16/188)	11/1/18
4. Greg McCrae	11.31 (16/181)	11/23/18
5. Latavius Murray	11.10 (21/233)	11/25/11
6. Vic Penn	11.09 (11/122)	11/13/99
7. Otis Anderson	10.63 (16/170)	10/31/20
8. Johnny Richardson	10.50 (14/147).....	11/20/21
Richard Blake	10.50 (18/189)	9/5/92
10. Adrian Killins Jr.	10.36 (14/145)	11/4/17

Season (minimum 100 attempts)

1. Greg McCrae	8.89 (133/1,182)	2018
2. Johnny Richardson	7.00 (104/733).....	2021
3. RJ Harvey	6.70 (118/796).....	2022
4. Adrian Killins Jr.	6.48 (122/790)	2017
5. Gerod Davis.....	6.44 (183/1,179)	1992
6. Otis Anderson	6.42 (113/726)	2019
7. RJ Harvey	6.26 (226/1,416).....	2023
8. Aaron Sam.....	6.00 (108/648)	1986
9. Latavius Murray	5.74 (111/637)	2010
10. Kevin Smith	5.70 (450/2,567)	2007

Career (minimum 2 years, 200 attempts)

1. Johnny Richardson	6.80 (256/1,741).....	2020-pres.
2. RJ Harvey	6.50 (422/2,740).....	2020-pres.
3. Greg McCrae	6.45 (406/2,620)	2017-20
4. Otis Anderson	6.10 (358/2,182)	2017-20
5. Adrian Killins Jr.	6.06 (406/2,459)	2016-19
6. Marquette Smith.....	5.49 (468/2,569)	1994-95
7. Gerod Davis.....	5.46 (396/2,164)	1992-95
8. Latavius Murray	5.35 (453/2,424)	2008-12
Edward Mack	5.35 (205/1,096)	1996-00
10. Aaron Sam.....	5.28 (317/1,675)	1983-86

RUSHING TOUCHDOWNS

Game

1. RJ Harvey	4.....	9/7/24
Alex Haynes.....	4.....	9/22/01
Kevin Smith	4.....	11/10/07
Kevin Smith	4.....	12/1/07
Darriel Mack Jr.	4.....	12/1/18
Isaiah Bowser	4.....	9/11/21
5. Aaron Sam.....	3.....	11/15/86
Mark Giacone.....	3.....	10/31/87
Willie English.....	3.....	11/17/90
Willie English.....	3.....	10/05/91
Gerod Davis.....	3.....	10/17/92
Marquette Smith.....	3.....	10/28/95
Mike Grant	3.....	9/20/97
Mike Grant	3.....	10/11/97
Daunte Culpepper.....	3.....	10/12/98
Terrance Williams	3.....	10/13/01
Alex Haynes.....	3.....	11/3/01
Kevin Smith	3.....	12/24/05
Kevin Smith	3.....	10/28/06
Kevin Smith	3.....	9/22/07
Kevin Smith	3.....	9/29/07
Kevin Smith	3.....	10/20/07
Brynn Harvey	3.....	11/14/09
Brynn Harvey	3.....	11/21/09
Ronnie Weaver.....	3.....	10/23/10
Latavius Murray	3.....	10/30/10
Jeff Godfrey.....	3.....	9/3/11
Latavius Murray	3.....	10/27/12
Quincy McDuffie	3.....	11/24/12
Storm Johnson.....	3.....	9/6/13
Storm Johnson.....	3.....	1/1/14
Dontravious Wilson.....	3.....	9/24/16
McKenzie Milton.....	3.....	9/21/18
Greg McCrae	3.....	11/23/18
Isaiah Bowser	3.....	10/5/22
John Rhys Plumlee.....	3.....	10/13/22
RJ Harvey	3.....	11/4/23
RJ Harvey	3.....	11/11/23





Season

1. Kevin Smith	29	2007
2. RJ Harvey	16	2023
Isaiah Bowser	16	2022
4. Latavius Murray	15	2012
5. Marquette Smith	14	1995
Brynn Harvey	14	2009
Storm Johnson	14	2013
8. Willie English	13	1991
9. Mike Grant	12	1997
10. Daunte Culpepper	12	1998

Career

1. Kevin Smith	45	2005-07
2. Willie English	38	1989-93
3. Latavius Murray	37	2008-12
4. RJ Harvey	29	2020-pres.
Greg McCrae	29	2017-20
5. Alex Haynes	27	2001-04
7. Adrian Killins Jr.	25	2016-19
Isaiah Bowser	25	2021-22
9. Daunte Culpepper	24	1995-98
10. Mark Giacone	22	1987-90

RUSHING TOUCHDOWNS BY A QB

Game

1. Darriel Mack Jr.	4	12/1/18
2. Daunte Culpepper	3	10/12/98
Jeff Godfrey	3	9/3/11
McKenzie Milton	3	9/21/18
John Rhys Plumlee	3	10/13/22

Season

1. Daunte Culpepper	12	1998
2. John Rhys Plumlee	11	2022
3. Jeff Godfrey	10	2010

Career

1. Daunte Culpepper	24	1995-98
2. McKenzie Milton	20	2016-18
3. Jeff Godfrey	19	2010-11*

* Switched to WR in 2012

MISCELLANEOUS RUSHING RECORDS

When one player rushes for 300 yards

UCF is 1-0

When one player rushes for 200 yards

UCF is: 13-1

When one player rushes for 150 yards

UCF is: 47-4

When two players rush for 150 yards

UCF is: 1-0

When one player rushes for 100 yards

UCF is: 120-41

When two players rush for 100 yards

UCF is: 8-0

100-Yard Rushing Tandems

Players	Yards... Att.	Date
Elgin Davis	118 3	11/15/86
Aaron Sam	117 13	11/15/86

Willie English	134 13	11/17/90
Mark Giacone	122 21	11/17/90

Richard Blake	189 18	9/5/92
Gerod Davis	151 18	9/5/92

Kevin Smith	113 18	10/21/05
Jason Peters	110 9	10/21/05

Kevin Smith	166 26	10/4/06
Jason Peters	108 13	10/4/06

Otis Anderson	170 16	10/31/20
Greg McCrae	107 16	10/31/20

Greg McCrae	130 25	11/27/20
Bentavius Thompson	110 16	11/27/20

Isaiah Bowser	155 35	12/23/21
Ryan O'Keefe	110 4	12/23/21

100-YARD RUSHING GAMES

Season

1. Kevin Smith	*13	2007
2. Willie English	9	1991
Marquette Smith	9	1995
4. RJ Harvey	7	2023
Gerod Davis	7	1992
6. Mark Giacone	6	1990
7. John Rhys Plumlee	5	2022
Alex Haynes	5	2004
Kevin Smith	5	2005
Brynn Harvey	5	2009
Latavius Murray	5	2012
Storm Johnson	5	2013

* NCAA FBS single-season record

Career

1. Kevin Smith	22	2005-07
2. Willie English	15	1989-93
Alex Haynes	15	2001-04
4. Marquette Smith	13	1994-95
5. RJ Harvey	11	2020-pres.
Greg McCrae	8	2017-20
Mark Giacone	8	1987-90
Latavius Murray	8	2008-12
8. Elgin Davis	7	1983-86
Gerod Davis	7	1992-95
Brynn Harvey	7	2008-11

CONSECUTIVE 100-YARD RUSHING GAMES

1. Kevin Smith	8	2007
2. RJ Harvey	5	2023-24
RJ Harvey	5	2023
Kevin Smith	5	2007
4. Marquette Smith	4	1994-95
Latavius Murray	4	2012
6. Willie English	3	1991
Gerod Davis	3	1992
Gerod Davis	3	1992
Willie English	3	1993
Marquette Smith	3	1995
Alex Haynes	3	2002
Alex Haynes	3	2004
Brynn Harvey	3	2009

200-YARD RUSHING GAMES

Season

1. Kevin Smith	5	2007
2. Marquette Smith	2	1995
3. RJ Harvey	1	2023
Willie English	1	1991
Kevin Smith	1	2005
Brynn Harvey	1	2009
Latavius Murray	1	2011
Greg McCrae	1	2018
Otis Anderson	1	2019

Career

1. Kevin Smith	6	2005-07
2. Marquette Smith	2	1994-95
3. RJ Harvey	1	2020-pres.
Willie English	1	1989-93
Brynn Harvey	1	2008-11
Latavius Murray	1	2008-11
Greg McCrae	1	2017-18
Otis Anderson	1	2017-19

300-YARD RUSHING GAMES

Season

1. Kevin Smith	1	2007
----------------------	---------	------

Career

1. Kevin Smith	1	2005-07
----------------------	---------	---------

OPPONENT SINGLE GAME

RUSHING RECORDS

Most Rushing Attempts

43	Anthony Sherrell, Eastern Michigan	11/8/03
----------	--	---------

Most Rushing Yards

255	Mike Clark, Akron	9/27/86
-----------	-------------------------	---------

Average Gain Per Carry

(minimum 10 carries)

13.1	Darrell Henderson, Memphis	12/1/18
------------	----------------------------------	---------

Most Rushing Touchdowns

5	Lee Suggs, Virginia Tech	11/11/00
---------	--------------------------------	----------

Longest Run From Scrimmage

88	Robbie Gardner, Furman (TD)	11/10/84
----------	-----------------------------------	----------



100-Yard Rushing Games

Player	Yards	Att	Opponent	Date
Kevin Smith	320	41	UAB	11/10/07
Kevin Smith	284	39	Tulsa	12/1/07
Willie English	242	25	Arkansas State	10/5/91
Lataivus Murray	233	21	UTEP	11/25/11
Marquette Smith	225	33	Louisiana-Monroe	10/28/95
Kevin Smith	223	33	Louisiana	9/29/07
Kevin Smith	219	46	UTEP	11/24/07
Brynn Harvey	219	42	Memphis	10/3/09
Kevin Smith	217	35	NC State	9/1/07
Greg McCrae	206	24	Memphis	12/1/18
RJ Harvey	206	24	Oklahoma State	11/11/23
Otis Anderson	205	17	Temple	10/26/19
Marquette Smith	203	39	Bethune-Cookman	11/1/95
Kevin Smith	202	29	Nevada	12/24/05
Lataivus Murray	192	23	Memphis	10/20/12
Richard Blake	189	18	Gardner-Webb	9/5/92
Kevin Smith	188	29	Marshall	11/3/07
Greg McCrae	188	16	Temple	11/1/18
Willie English	182	21	Samford	10/9/93
Marquette Smith	181	35	Samford	10/7/95
Greg McCrae	181	16	South Florida	11/23/18
RJ Harvey	180	29	at TCU	9/14/24
Ronnie Weaver	180	30	East Carolina	10/30/10
Brynn Harvey	180	30	Marshall	10/8/11
Mark Giacone	177	22	West Georgia	10/17/87
Kevin Smith	177	20	SMU	11/17/07
John Rhys Plumlee	176	18	Tulane	11/12/22
Marquette Smith	175	18	Maine	11/18/95
Kevin Smith	175	43	Southern Miss	10/28/07
Isaiah Bowser	172	33	Boise State	9/2/21
Gerod Davis	170	23	James Madison	11/14/92
Kevin Smith	170	33	Tulsa	10/20/07
Otis Anderson	170	16	Houston	10/31/20
Gerod Davis	167	25	Liberty	10/31/92
Kevin Smith	166	26	Marshall	10/4/06
Marquette Smith	165	27	Illinois State	10/1/94
Alex Haynes	165	30	Buffalo	10/4/03
Kevin Smith	164	31	Memphis	10/8/05
RJ Harvey	164	20	Cincinnati	11/4/23
Kevin Smith	163	31	Houston	10/28/06
Mike Huff	162	28	Yale	10/2/93
Greg McCrae	162	25	Tulane	10/24/20
Alex Haynes	156	26	Miami (Ohio)	11/23/02
Lataivus Murray	156	16	Marshall	10/27/12
Marquette Smith	155	25	Eastern Kentucky	8/31/95
Kevin Smith	155	24	Rice	10/21/06
Lataivus Murray	155	23	SMU	11/3/12
Isaiah Bowser	155	35	Florida	12/23/21
Gerod Davis	151	18	Gardner-Webb	9/5/92
Alex Haynes	151	27	Ohio	11/30/02
RJ Harvey	151	17	Memphis	11/5/22
Marquette Smith	150	19	Louisiana-Monroe	10/15/94
Brynn Harvey	150	33	Marshall	11/15/08
Ronnie Weaver	150	30	Marshall	10/13/10
Elgin Davis	149	31	Austin Peay	10/29/83
Alex Haynes	149	23	Kent State	11/16/02
Kevin Smith	149	27	Texas	9/15/07
Alex Haynes	148	25	Tulane	9/22/01
Kevin Smith	147	29	East Carolina	10/06/07
Johnny Richardson	147	14	UConn	11/20/21
Lataivus Murray	146	11	Tulane	11/20/10
Adrian Killins Jr.	145	14	SMU	11/4/17
Willie English	142	23	Valdosta State	9/14/91
Marquette Smith	142	28	Troy	11/11/95
RJ Harvey	142	11	New Hampshire	8/29/24
Mark Giacone	141	17	Slippery Rock	10/10/90
William Stanback	141	28	UConn	11/1/14
Alex Haynes	140	30	Ball State	11/13/04
Brynn Harvey	139	35	Houston	11/14/09
Willie English	137	20	Louisiana Tech	11/20/93
Alex Haynes	137	34	West Virginia	9/11/04
Vincent Lewis	136	15	Hampden-Sydney	11/7/81
RJ Harvey	136	21	Houston	11/25/23
Elgin Davis	134	18	Georgia Southern	9/10/83
Willie English	134	13	Texas Southern	11/17/90
RJ Harvey	133	16	Kansas	10/7/23
Gerod Davis	133	17	Buffalo	11/7/92
John Rhys Plumlee	133	8	South Florida	11/26/22
Alex Haynes	131	26	Marshall	9/20/02
Alex Haynes	131	23	Buffalo	10/2/04
Dwight Collins	130	14	Kent State	10/4/97
Brynn Harvey	130	24	UAB	11/28/09
Ronnie Weaver	130	22	Kansas State	9/25/10
Greg McCrae	130	25	South Florida	11/27/20
Mark Giacone	129	26	Liberty	10/25/89
Gil Barnes	129	27	New Haven	10/8/88
Willie English	129	28	Western Illinois	10/16/93
Kevin Smith	129	30	Southern Miss	9/26/06
Brynn Harvey	129	16	Tulane	11/21/09
Marquette Smith	128	27	Carson-Newman	9/9/95
Gil Barnes	127	22	Southern Connecticut	10/15/88
Storm Johnson	127	28	Houston	11/9/13
RJ Harvey	126	19	Sam Houston	9/7/24
John Muldoon	126	9	Savannah State	10/10/81
Marquette Smith	126	28	Liberty	10/14/95
Kevin Smith	124	22	Memphis	9/22/07
Storm Johnson	124	20	Baylor	1/1/14
Elgin Davis	123	18	Southeastern Louisiana	9/17/83

Player	Yards	Att	Opponent	Date
Ronnie Weaver	123	25	SMU	10/4/08
C.J. Jones	123	18	Cincinnati	10/31/15
Mark Giacone	122	21	Texas Southern	11/17/90
Willie English	122	19	Troy	8/31/91
Vic Penn	122	11	Middle Tennessee	11/13/99
Storm Johnson	122	14	Temple	11/16/13
Adrian Killins Jr.	122	15	Navy	10/21/17
Marquette Smith	121	22	Florida State	9/23/95
John Rhys Plumlee	121	20	Florida Atlantic	9/17/22
Willie English	120	21	Georgia Southern	10/26/91
Gerod Davis	120	22	Bethune-Cookman	9/12/92
Gerod Davis	120	21	Samford	11/21/92
Darriel Mack Jr.	120	22	ECU	10/20/18
RJ Harvey	120	15	Georgia Tech	12/22/23
Marquette Smith	119	21	Maine	9/3/94
Alex Haynes	119	21	Utah State	10/27/01
Kevin Smith	119	35	Mississippi State	12/29/07
Elgin Davis	118	3	Samford	11/15/86
Marquette Smith	118	17	Buffalo	11/19/94
Aaron Sam	117	13	Samford	11/15/86
Willie English	117	13	Millersville	11/16/91
Lataivus Murray	117	23	UTEP	11/10/12
Storm Johnson	117	17	Penn State	9/14/13
McKenzie Milton	116	13	Auburn	1/1/18
Gil Barnes	115	15	Valdosta State	9/9/89
Adrian Killins Jr.	115	9	Memphis	9/30/17
Adrian Killins Jr.	115	14	South Florida	11/29/19
Aaron Sam	114	12	Samford	11/30/85
Willie English	114	19	East Carolina	9/21/91
Kevin Smith	113	18	Tulane	10/21/05
Jason Peters	113	14	East Carolina	10/29/05
Otis Anderson	113	15	Memphis	12/2/17
Adrian Killins Jr.	113	20	SMU	10/6/18
Alex Haynes	112	14	Akron	11/3/01
Ronnie Weaver	112	12	Southern Miss	11/13/10
Micah Reed	112	26	SMU	11/22/14
Brynn Harvey	111	31	Samford	9/5/09
Isaiah Bowser	111	26	Memphis	10/22/21
Mark Giacone	110	14	Samford	10/6/90
Mark Giacone	110	18	Georgia Southern	10/20/90
Mark Giacone	110	18	Southern Illinois	10/27/90
Kevin Smith	110	25	Louisiana	10/1/05
Jason Peters	110	9	Tulane	10/21/05
Bentavious Thompson	110	16	South Florida	11/27/20
Ryan O'Keefe	110	4	Florida	12/23/21
John Muldoon	109	22	Missaps	9/26/81
Willie English	109	23	Samford	10/12/91
Willie English	109	20	Buffalo	11/13/93
Alex Haynes	109	26	Ohio	11/6/04
Storm Johnson	109	18	Louisville	10/18/13
Willie English	108	20	Bethune-Cookman	10/23/93
Edward Mack	108	17	Nicholls State	10/16/99
Kevin Smith	108	15	Tulsa	12/3/05
Jason Peters	108	13	Marshall	10/4/06
Lataivus Murray	108	13	Akron	8/30/12
Elgin Davis	107	24	Western Kentucky	9/22/84
Elgin Davis	107	20	Bethune-Cookman	9/6/86
Gerod Davis	107	19	Troy	9/19/92
Alex Haynes	107	20	Syracuse	9/8/01
Terrance Williams	107	13	Liberty	10/13/01
Jonathan Davis	107	20	South Dakota	9/4/10
Ronnie Weaver	107	8	Charleston Southern	9/3/11
Greg McCrae	107	16	Houston	10/31/20
Willie English	106	31	Liberty	11/9/91
Adrian Killins Jr.	106	14	Florida A&M	8/29/19
Johnny Richardson	105	6	Baylor	9/30/23
Jeff Godfrey	105	20	Houston	11/5/10
Mark Giacone	104	16	Memphis	9/22/90
William Stanback	104	15	Bethune-Cookman	9/20/14
Johnny Richardson	104	16	East Carolina	10/9/21
Mark-Antony Richards	104	8	SMU	11/13/21
Alex Haynes	102	27	Eastern Michigan	11/8/03
Mike Stapp	101	17	St. Leo	9/22/79
Elgin Davis	101	17	VMI	11/1/86
Mike Grant	101	22	Toledo	10/3/98
Alex Haynes	101	19	Kent State	11/23/04
William Stanback	101	24	East Carolina	12/4/14
Greg McCrae	101	17	Navy	11/10/18
Johnny Richardson	101	9	Louisville	9/17/21
RJ Harvey	101	23	Oklahoma	10/21/23
Willie English	100	20	Bethune-Cookman	9/28/91
John Rhys Plumlee	100	16	South Carolina State	9/1/22
John Rhys Plumlee	100	16	Georgia Tech	9/24/22
Johnny Richardson	100	12	Kent State	8/31/23
RJ Harvey	100	14	West Virginia	10/28/23



PASSING RECORDS

Team Records

Single Game

Most Passes Attempted

UCF	63	Western Kentucky, 10/12/85
Both Teams	112	Louisiana Tech, 10/23/99
Opponent	70	East Carolina, 10/1/16

Most Passes Completed

UCF	37	Troy, 9/16/89
	37	Florida Atlantic, 9/13/03
Both Teams	74	Louisiana Tech, 10/23/99
Opponent	47	Louisiana Tech, 10/23/99

Highest Completion Pct. (min. 15 att.)

UCF	903	Austin Peay (28/31), 10/28/17
Opponent	844	Cincinnati (27/32), 10/31/15

Most Net Passing Yards

UCF	601	Memphis, 10/27/20
Both Teams	1,087	Memphis, 10/27/20
Opponent	597	Louisiana Tech, 10/23/99

Highest Passing Yards Per Completion (min. 10 completions)

UCF	24.5	Maine (10/245), 9/3/94
Opponent	26.5	W&M (12/318), 8/29/96

Highest Passing Yards Per Attempt (min. 15 attempts)

UCF	19.7	Cincinnati (19/374), 10/7/17
Opponent	15.5	WKU (23/357), 9/24/94

Most Touchdowns Passing

UCF	7	West Georgia, 10/17/87
Both Teams	11	Memphis, 10/17/20
Opponent	6	Stephen F. Austin, 10/26/85
	6	Kent State, 10/4/97
	6	Cincinnati, 10/31/15
	6	Memphis, 10/17/20

Most Interceptions Thrown

UCF	6	4 times, last Nich. St., 10/17/92
Both	8	3 times, last Yale, 10/2/93
Opponent	5	5 times, last B-CU, 9/12/92

Single Season

Most Pass Attempts

UCF	472	1999
Opponent	480	2012

Most Pass Attempts Per Game

UCF	42.9	1999
Opponent	36.8	2013

Fewest Pass Attempts

UCF	253	1981
Opponent	217	1982

Fewest Pass Attempts Per Game

UCF	21.1	2010
Opponent	21.7	1982

Most Pass Completions

UCF	302	1998
Opponent	288	2012

Most Pass Completions Per Game

UCF	27.5	1998
Opponent	21.6	2009

Fewest Pass Completions

UCF	99	1981
Opponent	100	1989

Fewest Pass Completions Per Game

UCF	9.9	1981
Opponent	10	1989

Highest Completion Pct.

UCF	735	1998
Opponent	654	2003, '15

Lowest Completion Pct.

UCF	391	1981
Opponent	411	1980

Most Passing Yards

UCF	4,313	2017
Opponent	3,481	2009

Most Passing Yards Per Game

UCF	357.4	2020
Opponent	299.2	2020

Fewest Passing Yards

UCF	1,313	1981
Opponent	1,125	1989

Fewest Passing Yards Per Game

UCF	116.2	2008
Opponent	109.4	1980

Highest Avg. Per Attempt

UCF	10.2	2017
Opponent	8.9	2015

Lowest Avg. Per Attempt

UCF	4.5	2008
Opponent	4.7	1987

Highest Avg. Per Completion

UCF	15.7	1992
Opponent	15.7	1982

Lowest Avg. Per Completion

UCF	10.6	2008, '15, '21
Opponent	10.2	2021

Most Interceptions Thrown

UCF	25	1982
Opponent	20	1981, '92

Fewest Interceptions Thrown

UCF	4	2020
Opponent	4	2015

Individual Records

PASS ATTEMPTS

Game

1. Darin Slack	57	10/3/87
2. Vic Penn	55	9/11/99
3. Justin Holman	53	12/26/14
4. Daunte Culpepper	52	10/25/97
Vic Penn	52	11/6/99
Ryan Schneider	52	9/13/03
7. Dillon Gabriel	51	10/3/20
McKenzie Milton	51	11/19/16
Shane Willis	51	10/8/88
Justin Holman	51	10/9/14

Season

1. Vic Penn	455	1999
2. Ryan Schneider	430	2002
3. Darin Slack	420	1987
4. Dillon Gabriel	413	2020
5. Daunte Culpepper	402	1998
6. Blake Bortles	399	2012
7. Shane Willis	398	1988
Dillon Gabriel	398	2019
9. McKenzie Milton	395	2017
10. Justin Holman	392	2014

Career

1. Daunte Culpepper	1,391	1995-98
2. Ryan Schneider	1,354	2000-03
3. Darin Hinshaw	1,112	1991-94
4. McKenzie Milton	1,020	2016-18
5. Darin Slack	974	1984-87
6. Dillon Gabriel	913	2019-21
7. Blake Bortles	891	2011-13
8. Steven Moffett	860	2003-06
9. Dana Thyhsen	775	1982-84
10. Justin Holman	739	2013-16

PASS COMPLETIONS

Game

1. Ryan Schneider	37	9/13/03
2. Daunte Culpepper	36	10/4/98
3. Dillon Gabriel	35	10/17/20
Shane Willis	35	10/8/88
5. Vic Penn	34	9/11/99
6. Dillon Gabriel	32	9/26/20
Darin Slack	32	10/17/87
8. Ryan Schneider	32	8/31/02
9. Darin Slack	31	11/7/87
Daunte Culpepper	31	10/31/98
Ryan Schneider	31	10/12/02

Season

1. Daunte Culpepper	296	1998
2. Ryan Schneider	265	2002
McKenzie Milton	265	2017
4. Vic Penn	262	1999
5. Blake Bortles	259	2013
6. Blake Bortles	251	2012
7. Dillon Gabriel	248	2020
8. Shane Willis	239	1988
9. Daunte Culpepper	238	1997
10. Dillon Gabriel	236	2019

Career

1. Daunte Culpepper	889	1995-98
2. Ryan Schneider	840	2000-03
3. Darin Hinshaw	614	1991-94
4. McKenzie Milton	630	2016-18
5. Blake Bortles	585	2011-13
6. Dillon Gabriel	554	2019-21
7. Steven Moffett	510	2003-06
8. Darin Slack	459	1984-87
9. Justin Holman	395	2013-16
10. Dana Thyhsen	380	1982-84

PASSING YARDAGE

Game

1. Dillon Gabriel	601	10/17/20
2. Ryan Schneider	497	9/13/03
3. McKenzie Milton	494	12/2/17
4. Ryan Schneider	440	11/2/02
5. Daunte Culpepper	438	10/24/98
6. Darin Hinshaw	437	9/11/93
7. Dillon Gabriel	422	10/24/20
8. Daunte Culpepper	421	11/9/96
9. Dillon Gabriel	417	9/19/20
Darin Slack	417	10/17/87

Season

1. McKenzie Milton	4,037	2017
2. Ryan Schneider	3,770	2002
3. Daunte Culpepper	3,690	1998
4. Dillon Gabriel	3,653	2019
5. Blake Bortles	3,581	2013
6. Dillon Gabriel	3,570	2020
7. Daunte Culpepper	3,086	1997
8. Vic Penn	3,078	1999
9. Blake Bortles	3,059	2012
10. Darin Slack	3,054	1987

Career

1. Daunte Culpepper	11,412	1995-98
2. Ryan Schneider	10,976	2000-03
3. Darin Hinshaw	9,000	1991-94
4. McKenzie Milton	8,683	2016-18
5. Dillon Gabriel	8,037	2019-21
6. Blake Bortles	7,598	2011-13
7. Darin Slack	6,302	1984-87
8. Steven Moffett	6,199	2003-06
9. Dana Thyhsen	4,982	1982-84
10. Justin Holman	4,916	2013-16

PASSING YARDAGE BY A FRESHMAN QB

Season

1. (True) Dillon Gabriel	3,653/236	2019
2. (RS) Ryan Schneider	2,334/177	2000
3. (True) Jeff Godfrey	2,159/159	2010
4. (True) Daunte Culpepper	2,071/168	1995

PASS EFFICIENCY

Game

1. McKenzie Milton	336.40	10/7/17
2. Dillon Gabriel	278.15	9/28/19
3. McKenzie Milton	273.52	8/31/17
4. Daunte Culpepper	245.98	10/7/95
5. Jeff Godfrey	245.69	11/27/10
6. Jeff Godfrey	243.66	11/5/10
7. Darin Hinshaw	242.07	11/6/93
8. Daunte Culpepper	241.76	10/24/98
9. Blake Bortles	238.43	10/26/13
10. Ryan Schneider	237.95	11/24/01

Season

1. McKenzie Milton	179.29	2017
2. Daunte Culpepper	170.24	1998
3. Blake Bortles	163.43	2013
4. McKenzie Milton	160.97	2018
5. Dillon Gabriel	156.92	2019
6. Dillon Gabriel	156.29	2020
7. Jeff Godfrey	154.31	2010
8. Blake Bortles	153.88	2011
9. John Rhys Plumlee	150.5	2023
10. Ron Johnson	147.93	1990

Career (minimum two seasons)

1. Dillon Gabriel	156.90	2019-21
2. Blake Bortles	153.76	2011-13
3. McKenzie Milton	152.25	2016-18
4. Jeff Godfrey	148.31	2010-13
5. Daunte Culpepper	146.72	1995-98
6. Ryan Schneider	145.39	2000-03
7. John Rhys Plumlee	141.3	2022-23
8. Darin Hinshaw	138.18	1991-94
9. Steven Moffett	133.68	2003-06
10. Kyle Israel	128.70	2004-07





CONSECUTIVE PASS COMPLETIONS

1. Dillon Gabriel.....	18	9/26/20
2. Daunte Culpepper	15	10/11/97
McKenzie Milton.....	15	12/2/17
4. McKenzie Milton.....	14	11/11/17
5. McKenzie Milton.....	13	11/12/16
6. Daunte Culpepper	12	8/31/95
Daunte Culpepper.....	12	11/9/96
Ryan Schneider	12	10/7/00
Brett Hodges	12	11/14/09
Blake Bortles	12	9/29/12
Blake Bortles	12	11/16-21/13

300-YARD PASSING GAMES

Season

1. Dillon Gabriel.....	7	2020
Daunte Culpepper.....	7	1998
Ryan Schneider	7	2002
McKenzie Milton.....	7	2017
5. Daunte Culpepper	5	1997
Blake Bortles	5	2013
7. Darin Slack.....	4	1987
Vic Penn	4	1999
McKenzie Milton.....	4	2018
Dillon Gabriel.....	4	2019
John Rhys Plumlee	4	2022

Career

1. Daunte Culpepper	15	1995-98
Ryan Schneider	15	2000-03
3. Dillon Gabriel.....	13	2019-21
4. McKenzie Milton.....	12	2016-18
5. Darin Hinshaw	5	1991-94
Vic Penn	5	1999-00
Blake Bortles	5	2011-13
8. Darin Slack.....	4	1984-87
Shane Willis.....	4	1987-89
John Rhys Plumlee	4	2022-23

400-YARD PASSING GAMES

Season

1. Dillon Gabriel.....	4	2020
2. Daunte Culpepper	2	1998
Ryan Schneider	2	2002
McKenzie Milton.....	2	2017
5. Darin Slack	1	1986
Darin Slack	1	1987
Darin Hinshaw.....	1	1993
Darin Hinshaw.....	1	1994
Daunte Culpepper.....	1	1996
Ryan Schneider	1	2003
Blake Bortles	1	2013

Career

1. Dillon Gabriel.....	4	2019-21
2. Daunte Culpepper	3	1995-98
Ryan Schneider	3	2000-03
4. Darin Slack.....	2	1984-87
Darin Hinshaw.....	2	1991-94
McKenzie Milton.....	2	2016-17

SEASONS WITH 3,000 OR MORE

PASSING YARDS

1. Dillon Gabriel.....	2	2019-21
Daunte Culpepper.....	2	1995-98
Blake Bortles	2	2011-13
4. Darin Slack.....	1	1984-87
Vic Penn	1	1999-00
Ryan Schneider	1	2000-03
McKenzie Milton.....	1	2016-18

SEASONS WITH 2,000 OR MORE

PASSING YARDS

1. Daunte Culpepper	4	1995-98
2. Darin Hinshaw	3	1991-94
Ryan Schneider	3	2000-03
4. Dillon Gabriel.....	2	2019-20
Blake Bortles	2	2011-13
McKenzie Milton.....	2	2016-18
7. Dana Thyhsen.....	1	1982-84
Darin Slack.....	1	1984-87
Shane Willis.....	1	1987-88
Vic Penn	1	1999-00
Steven Moffett	1	2003-06
Kyle Israel.....	1	2004-07
Brett Hodges	1	2009
Jeff Godfrey.....	1	2010-13
Justin Holman	1	2013-15
John Rhys Plumlee	1	2022

PASSING TOUCHDOWNS

Game

1. Darin Slack.....	7	10/17/87
2. Darin Hinshaw	6	11/6/93
3. Darin Slack	5	10/24/87
Darin Hinshaw.....	5	9/24/94
Daunte Culpepper	5	11/1/97
Ryan Schneider	5	11/9/02
McKenzie Milton.....	5	10/7/17
McKenzie Milton.....	5	12/2/17
McKenzie Milton.....	5	8/30/18
Dillon Gabriel.....	5	10/17/20
Dillon Gabriel.....	5	10/24/20
Mikey Keene	5	10/30/21

Season

1. McKenzie Milton.....	37	2017
2. Dillon Gabriel.....	32	2020
3. Ryan Schneider	31	2002
4. Dillon Gabriel.....	29	2019
5. Daunte Culpepper	28	1998
6. Darin Slack.....	26	1987
Darin Hinshaw.....	26	1994
8. Daunte Culpepper	25	1997
Blake Bortles	25	2012
Blake Bortles	25	2013
McKenzie Milton.....	25	2018

Career

1. Daunte Culpepper	84	1995-98
2. Ryan Schneider	82	2000-03
Darin Hinshaw.....	82	1991-94
4. McKenzie Milton.....	72	2016-18
5. Dillon Gabriel.....	70	2019-21
6. Blake Bortles.....	56	2011-13
7. Darin Slack.....	47	1984-87
8. Dana Thyhsen.....	41	1982-84
Steven Moffett	41	2003-06
10. Justin Holman	34	2013-16

LONGEST PASS COMPLETIONS

Game

1. Dillon Gabriel.....	93 (TD)	10/17/20
2. Blake Bortles.....	91 (TD)	8/29/13
3. Darin Slack.....	87 (TD)	10/24/87
4. John Rhys Plumlee.....	86 (TD)	10/21/23
5. Dillon Gabriel.....	85 (TD)	10/17/20
6. Vic Penn.....	83 (TD)	11/6/99
Ryan Schneider	83 (TD)	10/13/01
8. Ryan Schneider	80 (TD)	9/7/02
McKenzie Milton.....	80 (TD)	11/4/17
10. Vic Penn.....	79 (TD)	9/2/00
Blake Bortles	79 (TD)	9/28/13
McKenzie Milton.....	79 (TD)	10/7/17

CONSECUTIVE GAMES WITH A TD PASS

1. Ryan Schneider	28	(9/22/01-11/1/03)
2. Dillon Gabriel.....	26	(8/29/19-9/17/21)
3. McKenzie Milton.....	24	(12/21/16-11/23/18)
4. Daunte Culpepper	22	(11/2/96-10/31/98)
5. Justin Holman	14	(8/30/14-9/3/15)
6. Darin Hinshaw	12	(11/2/91-11/14/92)
Darin Hinshaw.....	12	(11/6/93-10/29/94)
Vic Penn	12	(9/25/99-9/30/00)
Steven Moffett	12	(11/6/04-11/5/05)
Blake Bortles	12	(10/20/12-9/28/13)

PASS COMPLETION PERCENTAGE

Game (minimum 15 attempts)

1. McKenzie Milton.....	.923 (24/26)	10/28/17
2. Daunte Culpepper875 (14/16)	10/7/95
3. Kyle Israel.....	.864 (19/22)	11/25/06
4. John Rhys Plumlee.....	.852 (23/27)	11/25/23
5. Daunte Culpepper848 (28/33)	9/12/98
Daunte Culpepper.....	.848 (28/33)	10/10/98
Daunte Culpepper.....	.848 (28/33)	11/14/98
8. McKenzie Milton.....	.842 (16/19)	10/7/17
9. Brett Hodges840 (21/25)	11/14/09
10. Daunte Culpepper839 (26/31)	10/11/97

Season (minimum 100 attempts)

1. Daunte Culpepper736 (296/402)	1998
2. Ryan Schneider690 (194/281)	2003
3. Jeff Godfrey690 (160/232)	2011
4. Dillon Gabriel.....	.686 (70/102)	2021
5. Blake Bortles.....	.682 (75/110)	2011
6. Blake Bortles.....	.678 (259/382)	2013
7. McKenzie Milton.....	.671 (265/395)	2017
8. Jeff Godfrey668 (159/238)	2010
9. Kyle Israel.....	.651 (108/166)	2006
10. Steven Moffett.....	.642 (147/229)	2004

Career (minimum 200 attempts)

1. Jeff Godfrey677 (321/474)	2010-13
2. Blake Bortles.....	.657 (585/891)	2011-13
3. Mikey Keene656 (233/355)	2021-22
4. Daunte Culpepper639 (889/1,391)	1995-98
5. John Rhys Plumlee.....	.630 (379/602)	2022-23
6. McKenzie Milton.....	.618 (630/1,020)	2016-18
7. Ryan Schneider620 (840/1,354)	2000-03
8. Dillon Gabriel.....	.607 (554/913)	2019-21
9. Steven Moffett606 (391/645)	2003-06
10. Shane Willis.....	.602 (346/575)	1987-89

PASSING YARDS PER COMPLETION

Game (minimum 10 completions)

1. John Rhys Plumlee.....	27.2 (11/299)	11/11/23
2. Dillon Gabriel.....	25.5 (11/281)	9/28/19
3. Darin Hinshaw	24.5 (10/245)	9/3/94
4. McKenzie Milton.....	23.4 (16/374)	10/7/17
5. Daunte Culpepper	23.0 (13/299)	9/6/97
6. McKenzie Milton.....	22.5 (16/360)	8/31/17
7. Dillon Gabriel.....	22.3 (12/268)	11/14/20
8. Ryan Schneider	22.2 (14/312)	10/21/00
9. Dillon Gabriel.....	21.8 (10/218)	10/26/19
10. Ryan Schneider	21.0 (13/273)	11/3/01

Season (minimum 100 completions)

1. McKenzie Milton.....	15.57 (171/2663)	2018
2. Darin Hinshaw	15.56 (161/2,505)	1992
3. Dillon Gabriel.....	15.48 (236/3,653)	2019
4. Darin Slack	15.3 (117/1,799)	1986
5. McKenzie Milton.....	15.2 (265/4,037)	2017
6. Darin Hinshaw	15.0 (187/2,801)	1994
7. Dillon Gabriel.....	14.4 (248/3,570)	2020
8. Ryan Schneider	14.3 (204/2,923)	2001
9. Jeff Godfrey	14.3 (143/2,042)	2010
10. Ryan Schneider	14.2 (265/3,770)	2002

Career (minimum 200 completions)

1. Darin Hinshaw.....	14.7 (614/9,000)	1991-94
2. Dillon Gabriel.....	14.5 (554/8,037)	2019-21
3. McKenzie Milton.....	13.8 (630/8,683)	2016-18
4. Darin Slack.....	13.7 (459/6,302)	1984-87
5. Dana Thyhsen.....	13.1 (380/4,982)	1982-84
6. Ryan Schneider	13.1 (840/10,976)	2000-03
7. Blake Bortles.....	13.0 (585/7,598)	2011-13
8. Daunte Culpepper	12.8 (889/11,412)	1995-98
9. Jeff Godfrey.....	12.8 (321/4,095)	2010-13
John Rhys Plumlee	12.8 (379/4,857)	2022-23

PASSING YARDS PER ATTEMPT

Game (minimum 10 attempts)

1. McKenzie Milton.....	19.7 (19/374)	10/7/17
2. Dillon Gabriel.....	17.6 (16/281)	9/28/19
3. McKenzie Milton.....	17.1 (21/360)	8/31/17
4. John Rhys Plumlee.....	16.9 (22/373)	10/13/22
5. John Rhys Plumlee.....	16.6 (18/299)	11/11/23
6. Daunte Culpepper	15.6 (28/438)	10/24/98
7. Jeff Godfrey	15.5 (19/294)	11/5/10
8. Jeff Godfrey	14.8 (17/252)	11/27/10
9. Justin Holman	14.6 (14/204)	8/30/14
10. Blake Bortles.....	14.4 (10/144)	9/3/11

Season (minimum 100 attempts)

1. Timmy McClain.....	10.4 (102/1,065)	2023
2. McKenzie Milton.....	10.2 (395/4,037)	2017
3. Blake Bortles.....	9.4 (382/3,581)	2013
4. McKenzie Milton.....	9.2 (289/2,663)	2018
5. Daunte Culpepper	9.2 (402/3,690)	1998
6. Jeff Godfrey	9.1 (238/2,159)	2010
7. John Rhys Plumlee.....	8.9 (256/2,271)	2023
8. Ryan Schneider	8.8 (430/3,770)	2002
9. Blake Bortles.....	8.7 (110/958)	2011
10. Dillon Gabriel.....	8.6 (413/3,570)	2020

Career (minimum 2 years, 200 attempts)

1. Dillon Gabriel.....	8.8 (913/8,037)	2019-21
2. Jeff Godfrey	8.6 (474/4,095)	2010-13
3. Blake Bortles.....	8.5 (891/7,598)	2011-13
4. McKenzie Milton.....	8.5 (1,020/8,683)	2016-17
5. Daunte Culpepper	8.2 (1,391/11,412)	1995-98
6. Ryan Schneider	8.1 (1,354/10,976)	2000-03
Darin Hinshaw.....	8.1 (1,112/9,000)	1991-94
John Rhys Plumlee.....	8.1 (602/4,857)	2022-23
9. Steven Moffett	7.5 (645/4,818)	2003-06
10. Kyle Israel.....	7.4 (517/3,830)	2004-07

MISCELLANEOUS PASSING RECORDS

When a player passes for 500 yards

..... UCF is: 0-1

When a player passes for 400 yards

..... UCF is: 15-2

When a player passes for 350 yards

..... UCF is: 26-12

When a player passes for 300 yards

..... UCF is: 72-29



INTERCEPTIONS THROWN

Game

1. Dana Thyhsen	6	10/9/82
Shane Willis	6	9/16/89
3. Dana Thyhsen	5	9/15/84
4. Mike Cullison	4	10/27/79
Daunte Culpepper	4	11/7/98
Vic Penn	4	9/4/99
Vic Penn	4	9/16/00
Ryan Schneider	4	11/11/00
Brett Hodges	4	9/26/09
Justin Holman	4	11/1/14

Season

1. Darin Slack	18	1987
2. Darin Hinshaw	17	1994
3. Mike Cullison	16	1979
Dana Thyhsen	16	1984
Darin Hinshaw	16	1992
Ryan Schneider	16	2002
7. Mike Cullison	15	1980
Daunte Culpepper	15	1996
Ryan Schneider	15	2003
10. Justin Holman	14	2014
Justin Holman	14	2015

Career

1. Darin Hinshaw	52	1991-94
2. Ryan Schneider	51	2000-03
3. Darin Slack	50	1984-87
4. Daunte Culpepper	42	1995-98
5. Dana Thyhsen	37	1982-84
6. Mike Cullison	31	1979-80
7. Justin Holman	31	2013-16
8. Steven Moffett	26	2003-06
9. Shane Willis	23	1988-89
10. McKenzie Milton	22	2016-18

INTERCEPTION-TO-ATTEMPT RATIO

Season (minimum 100 attempts)

1. Dillon Gabriel010 (4/413)	2020
2. Daunte Culpepper017 (7/402)	1998
3. Blake Bortles017 (7/399)	2012
4. Dillon Gabriel017 (7/398)	2019
5. McKenzie Milton021 (6/289)	2018
6. McKenzie Milton021 (7/336)	2016
7. Jeff Godfrey022 (5/232)	2011
8. McKenzie Milton023 (9/395)	2017
9. Blake Bortles024 (9/382)	2013
10. Steven Moffett024 (9/375)	2005

Career (minimum 200 attempts)

1. Dillon Gabriel015 (14/913)	2019-21
2. Blake Bortles021 (19/891)	2011-13
3. McKenzie Milton022 (22/1,020)	2016-18
4. John Rhys Plumlee026 (16/602)	2022-23
5. Jeff Godfrey030 (14/474)	2010-13
6. Vic Penn030 (17/571)	1999-00
7. Daunte Culpepper030 (42/1,391)	1995-98
8. Steven Moffett030 (26/860)	2003-06
9. Kyle Israel032 (17/517)	2004-07
10. Ryan Schneider038 (51/1,354)	2000-03

MOST CONSECUTIVE ATTEMPTS WITHOUT AN INTERCEPTION

1. Blake Bortles	232	10/27/12-9/14/13
2. Dillon Gabriel	228	10/3/20-11/21/20
3. Vic Penn	162	10/2/99-11/6/99
4. Blake Bortles	147	9/15/12-10/20/12
Daunte Culpepper	147	11/1/97-9/19/98

OPPONENT SINGLE GAME

PASSING RECORDS

Most Passes Attempted

64.....Tim Rattay, Louisiana Tech9/5/98

Most Passes Completed

46.....Tim Rattay, Louisiana Tech ..10/23/99

Highest Completion Percentage

(MIN 15 ATT)

1000.Gunner Kiel, Cincinnati
(15/15)10/31/15

Most Yards Gained Passing

561... Tim Rattay, Louisiana Tech ..10/23/99

Most Touchdowns Passes Thrown

6.....Todd Whitten, SFA.....10/26/85
6.....Jose Davis, Kent State.....10/4/97
6.....Brady White, Memphis10/17/20

Longest Pass Completion

98.....Jose Davis, Kent State.....10/4/97


Most Interceptions Thrown

5.....5+, Last: Robby Justino, Liberty....11/9/91

300-YARD PASSING GAMES

Player.....	Yards.....	C/A.....	Opponent.....	Date.....
Dillon Gabriel.....	601.....	35/49.....	Memphis.....	10/17/20
Ryan Schneider.....	497.....	37/52.....	Florida Atlantic.....	9/13/03
McKenzie Milton.....	494.....	28/40.....	Memphis.....	12/2/17
Ryan Schneider.....	440.....	28/47.....	Syracuse.....	11/2/02
Daunte Culpepper.....	438.....	21/28.....	Louisiana.....	10/24/98
Darin Hinshaw.....	437.....	25/35.....	Valdosta State.....	9/11/93
Dillon Gabriel.....	422.....	26/40.....	Tulane.....	10/24/20
Daunte Culpepper.....	421.....	24/36.....	UAB.....	11/9/96
Dillon Gabriel.....	417.....	27/41.....	Georgia Tech.....	9/19/20
Darin Slack.....	417.....	32/44.....	West Georgia.....	10/17/87
McKenzie Milton.....	412.....	23/40.....	SMU.....	11/4/17
Ryan Schneider.....	409.....	24/32.....	Liberty.....	9/28/02
Dillon Gabriel.....	408.....	32/47.....	East Carolina.....	9/26/20
Darin Slack.....	408.....	29/46.....	Murray State.....	10/4/86
Daunte Culpepper.....	406.....	28/33.....	Eastern Illinois.....	9/12/98
Blake Bortles.....	404.....	27/38.....	Temple.....	11/16/13
Darin Hinshaw.....	400.....	24/36.....	Liberty.....	10/29/94
Darin Hinshaw.....	393.....	25/39.....	Western Kentucky.....	10/24/92
Daunte Culpepper.....	385.....	26/45.....	Louisiana-Monroe.....	11/1/97
Vic Penn.....	379.....	34/55.....	Florida.....	9/11/99
Darin Hinshaw.....	378.....	25/46.....	James Madison.....	11/14/92
Vic Penn.....	374.....	29/52.....	Auburn.....	11/6/99
Vic Penn.....	374.....	26/38.....	Bowling Green.....	11/20/99
Ryan Schneider.....	374.....	20/30.....	Miami (Ohio).....	11/23/02
McKenzie Milton.....	374.....	16/19.....	Cincinnati.....	10/7/17
McKenzie Milton.....	373.....	29/44.....	USF.....	11/24/17
John Rhys Plumlee.....	373.....	18/22.....	Temple.....	10/13/22
Daunte Culpepper.....	370.....	24/37.....	Louisiana Tech.....	9/5/98
Shane Willis.....	369.....	26/34.....	Eastern Kentucky.....	11/12/88
Daunte Culpepper.....	368.....	30/47.....	Purdue.....	9/19/98
Shane Willis.....	365.....	35/51.....	New Haven.....	10/8/88
Ryan Schneider.....	365.....	27/38.....	Eastern Michigan.....	9/30/00
Dillon Gabriel.....	365.....	22/35.....	ECU.....	10/19/19
Ryan Schneider.....	360.....	25/43.....	Buffalo.....	11/9/02
McKenzie Milton.....	360.....	16/21.....	FIU.....	8/31/17
Daunte Culpepper.....	359.....	29/52.....	Mississippi State.....	10/25/97
Blake Bortles.....	358.....	25/36.....	South Carolina.....	9/28/13
Darin Slack.....	356.....	25/37.....	Northwest Mo. St.....	10/24/87
Darin Hinshaw.....	350.....	21/29.....	Liberty.....	11/16/93
Darriel Mack Jr.....	348.....	19/27.....	Memphis.....	12/1/18
Daunte Culpepper.....	347.....	31/41.....	Youngstown State.....	10/31/98
Dillon Gabriel.....	347.....	22/30.....	Stanford.....	9/14/19
Ryan Schneider.....	346.....	25/41.....	Virginia Tech.....	11/11/00
McKenzie Milton.....	346.....	24/32.....	UConn.....	8/30/18
Ryan Schneider.....	345.....	32/46.....	Penn State.....	8/31/02
Darin Hinshaw.....	343.....	17/28.....	Western Kentucky.....	9/24/94
Daunte Culpepper.....	342.....	36/49.....	Toledo.....	10/3/98
Brett Hodges.....	342.....	23/45.....	Marshall.....	11/1/09
Darin Hinshaw.....	341.....	18/40.....	Troy.....	10/22/94
Ryan Schneider.....	341.....	31/45.....	Western Michigan.....	10/12/02
John Rhys Plumlee.....	339.....	25/36.....	Florida Atlantic.....	9/17/22
Ryan Schneider.....	338.....	20/29.....	Tulane.....	10/22/01
Dillon Gabriel.....	338.....	25/42.....	Pittsburgh.....	9/21/19
Dillon Gabriel.....	336.....	22/36.....	South Florida.....	11/27/20
Vic Penn.....	336.....	27/48.....	Louisiana Tech.....	10/23/99
Justin Holman.....	336.....	25/39.....	Temple.....	10/25/14
Ryan Schneider.....	335.....	28/39.....	Louisiana-Monroe.....	10/20/01
Blake Bortles.....	335.....	21/30.....	Rutgers.....	11/21/13
Darin Slack.....	334.....	23/40.....	Elon.....	9/12/87

Player.....	Yards.....	C/A.....	Opponent.....	Date.....
Dillon Gabriel.....	330.....	28/51.....	Tulsa.....	10/3/20
Dillon Gabriel.....	328.....	19/33.....	Houston.....	10/31/20
McKenzie Milton.....	328.....	18/34.....	Pittsburgh.....	9/29/18
Darin Slack.....	327.....	31/46.....	Liberty.....	11/7/87
Daunte Culpepper.....	327.....	17/31.....	Bowling Green.....	11/16/96
Daunte Culpepper.....	327.....	28/33.....	Northern Illinois.....	10/10/98
Daunte Culpepper.....	327.....	28/33.....	Ball State.....	11/14/98
Kyle Israel.....	327.....	27/42.....	Rice.....	10/21/06
Justin Holman.....	326.....	30/51.....	BYU.....	10/9/14
Ryan Schneider.....	325.....	17/28.....	Ohio.....	11/30/02
McKenzie Milton.....	324.....	21/27.....	East Carolina.....	10/14/17
Daunte Culpepper.....	322.....	26/45.....	Kent State.....	10/4/97
Steven Moffett.....	322.....	30/41.....	Akron.....	10/16/04
Timmy McClain.....	321.....	20/28.....	Villanova.....	9/16/23
Daunte Culpepper.....	320.....	23/32.....	Bowling Green.....	9/26/98
Steven Moffett.....	319.....	22/32.....	Kent State.....	11/23/04
Daunte Culpepper.....	318.....	24/35.....	Nebraska.....	9/13/97
Dillon Gabriel.....	318.....	25/37.....	Boise State.....	9/2/21
McKenzie Milton.....	317.....	29/45.....	UConn.....	10/22/16
Dillon Gabriel.....	317.....	24/46.....	Tulane.....	11/23/19
John Rhys Plumlee.....	316.....	20/29.....	SMU.....	10/5/22
Darin Slack.....	315.....	24/57.....	Ga. Southern.....	10/3/87
Blake Bortles.....	314.....	18/24.....	Akron.....	8/29/13
Kyle Israel.....	313.....	28/45.....	East Carolina.....	10/6/07
Ryan Schneider.....	312.....	14/22.....	Louisiana-Monroe.....	10/21/00
McKenzie Milton.....	312.....	17/33.....	Temple.....	11/1/18
Dillon Gabriel.....	312.....	23/36.....	Bethune-Cookman.....	9/11/21
McKenzie Milton.....	311.....	24/36.....	UConn.....	11/11/17
Daunte Culpepper.....	309.....	26/31.....	Samford.....	10/11/97
John Rhys Plumlee.....	308.....	20/31.....	South Carolina State.....	9/1/22
Daunte Culpepper.....	307.....	22/30.....	Carson-Newman.....	9/9/95
Daunte Culpepper.....	307.....	26/42.....	William & Mary.....	8/29/96
Vic Penn.....	306.....	25/42.....	Akron.....	9/16/00
McKenzie Milton.....	306.....	21/32.....	FAU.....	9/21/18
Ryan Schneider.....	304.....	22/44.....	Arkansas.....	11/10/01
Tony Lanham.....	302.....	21/33.....	Eastern Kentucky.....	10/18/86
Shane Willis.....	302.....	23/32.....	West Georgia.....	9/10/88
Shane Willis.....	301.....	16/27.....	Valdosta State.....	9/9/89
Ryan Schneider.....	301.....	30/40.....	Northern Illinois.....	10/7/00
Steven Moffett.....	301.....	19/36.....	Nevada.....	12/24/05
Blake Bortles.....	301.....	20/31.....	Baylor.....	1/1/14



RECEIVING RECORDS

Individual Records

RECEPTIONS

Game

1. Todd Cleveland.....	15	9/21/96
2. Bernard Ford	14	9/19/87
Tyson Hinshaw	14	10/7/00
4. Mike Sims-Walker	13	10/21/06
Tre'Quan Smith	13	10/29/16
Gabriel Davis	13	10/4/19
Marlon Williams.....	13	9/26/20
Marlon Williams.....	13	10/17/20
9. Bernard Ford	12	10/17/87
Sean Beckton	12	9/1/89
David Rhodes	12	0/30/93
Tyson Hinshaw	12	9/30/00
Doug Gabriel	12	11/2/02
Mike Sims-Walker	12	9/16/06

Season

1. Mike Sims-Walker	90	2006
2. Tyson Hinshaw	89	2000
3. Siaha Burley	88	1998
4. Charles Lee.....	87	1999
5. Ryan O'Keefe.....	84	2021
6. David Rhodes	78	1993
7. Siaha Burley	77	1997
8. Ted Wilson	76	1985
9. Doug Gabriel	75	2002
10. Sean Beckton	74	1988
Brandon Marshall	74	2005

Career

1. David Rhodes	213	1991-94
2. Mark Nonsant	198	1995-98
3. Sean Beckton	196	1987-90
4. Mike Sims-Walker	184	2003-06
Ryan O'Keefe.....	184	2019-22
6. J.J. Worton	168	2011-14
Tre'Quan Smith	168	2015-17
8. Siaha Burley	165	1997-98
9. Charles Lee.....	162	1997-99
10. Rocky Ross	157	2006-09
Marlon Williams.....	157	2017-20

RECEPTIONS IN CONSECUTIVE GAMES

1. Sean Beckton	42	1987-90
2. Ryan O'Keefe	35	2019-22
3. Charles Lee.....	33	1997-99
Jimmy Fryzel.....	33	1999-01
5. Tyson Hinshaw	32	1997-00
6. Breshad Perriman	31	2012-14
7. Ted Wilson	30	1984-86
8. Rannell Hall	29	2011-14
9. Kobe Hudson	28	2022-pres.
Mike Sims-Walker	28	2003-06

100-YARD RECEIVING GAMES

Season

1. Ted Wilson	7	1985
Brandon Marshall	7	2005
3. David Rhodes	6	1993
Siaha Burley	6	1998
Charles Lee.....	6	1999
Doug Gabriel	6	2002
Jaylon Robinson	6	2020
8. Bernard Ford	5	1987
Sean Beckton	5	1988
David Rhodes	5	1994
Siaha Burley	5	1997
Tyson Hinshaw	5	2000
Jimmy Fryzel.....	5	2002
Mike Sims-Walker	5	2006
Gabriel Davis	5	2019
Marlon Williams.....	5	2020
Javon Baker	5	2023

Career

1. David Rhodes	16	1991-94
2. Siaha Burley	11	1997-98
Tre'Quan Smith	11	2015-17
4. Ted Wilson	10	1983-86
5. Sean Beckton	9	1987-90
Mark Nonsant	9	1995-98
Charles Lee.....	9	1997-99
Mike Sims-Walker	9	2003-06
9. Doug Gabriel	8	2001-02
Brandon Marshall	8	2002-05
Gabriel Davis	8	2017-19

CONSECUTIVE 100-YARD RECEIVING GAMES

1. Ted Wilson	5	10/26-11/30/85
2. Mike Dickinson.....	4	11/16/91-9/19/92
Jimmy Fryzel.....	4	11/2-11/23/02
Gabriel Davis	4	9/21-10/19/19
Jaylon Robinson	4	9/19-10/17/20
6. Bernard Ford	3	10/10-10/24/87
Mark Nonsant	3	11/2/96-11/16/97
David Rhodes	3	10/16-10/30/93
Siaha Burley	3	9/12-9/26/98
Charles Lee.....	3	11/6-11/20/99
Kobe Hudson	3	9/9-9/23/23

RECEIVING YARDAGE

Game

1. Siaha Burley	266	10/24/98
2. David Rhodes	231	10/24/92
Siaha Burley	231	9/6/97
4. Brandon Marshall	210	12/24/05
5. Mark Nonsant	209	11/9/96
6. Bernard Ford	208	10/24/87
7. Tyson Hinshaw	206	9/20/00
Doug Gabriel	206	11/2/02
9. Charles Lee.....	203	11/6/99
10. Bernard Ford	197	10/17/87

Season

1. Gabriel Davis	1,241	2019
2. Doug Gabriel	1,237	2002
3. Brandon Marshall	1,195	2005
4. Bernard Ford	1,180	1987
5. Mike Sims-Walker	1,178	2006
6. Tre'Quan Smith	1,171	2017
7. David Rhodes	1,159	1993
8. Siaha Burley	1,146	1998
9. Javon Baker.....	1,139	2023
10. Charles Lee.....	1,133	1999

Career

1. David Rhodes	3,618	1991-94
2. Mark Nonsant	2,809	1995-98
3. Tre'Quan Smith	2,748	2015-17
4. Mike Sims-Walker	2,561	2003-06
5. Sean Beckton	2,493	1987-90
6. Jimmy Fryzel.....	2,469	1999-02
7. Gabriel Davis	2,447	2017-19
8. Ted Wilson	2,443	1983-86
9. J.J. Worton	2,360	2011-14
10. Marlon Williams.....	2,260	2017-20

SINGLE-SEASON RECEIVING TANDEM

1. 2,363	2002
Doug Gabriel (1,237), Jimmy Fryzel (1,126)	
2. 2,071	2019
Gabriel Davis (1,241), Tre Nixon (830)	
3. 2,050	2005
Brandon Marshall (1,195), Mike Sims-Walker (855)	
4. 2,039	2023
Javon Baker (1,139), Kobe Hudson (900)	
5. 2,018	2020
Marlon Williams (1,039), Jaylon Robinson (979)	
6. 1,989	1998
Siaha Burley (1,142), Mark Nonsant (847)	
7. 1,903	1987
Bernard Ford (1,177), Arnell Spencer (726)	
8. 1,900	1994
David Rhodes (1,075), Mark Whittemore (825)	
9. 1,866	2017
Tre'Quan Smith (1,171), Dredrick Snelson (695)	
10. 1,864	1999
Charles Lee (1,133), Tyson Hinshaw (731)	

1,000-YARD RECEIVING SEASONS

1. David Rhodes	3	1991-94
2. Siaha Burley	2	1997-98
3. Ted Wilson	1	1983-86
Bernard Ford	1	1985-87
Sean Beckton	1	1987-90
Charles Lee.....	1	1997-99
Tyson Hinshaw	1	1997-00
Doug Gabriel	1	2001-02
Jimmy Fryzel.....	1	1999-02
Brandon Marshall	1	2002-05
Mike Sims-Walker	1	2003-06
Breshad Perriman	1	2012-14
Tre'Quan Smith	1	2015-17
Gabriel Davis	1	2017-19
Marlon Williams.....	1	2017-20
Javon Baker	1	2022-23

TOUCHDOWN RECEPTIONS

Game

1. Bernard Ford	4	10/24/87
David Rhodes	4	11/6/93
Doug Gabriel	4	11/30/02
4. Ted Wilson	3	11/9/85
Bernard Ford	3	10/17/87
Mike Dickinson.....	3	9/12/92
Bret Cooper.....	3	11/7/92
Rufus Hall.....	3	8/31/95
Tyson Hinshaw	3	9/23/00
Brandon Marshall	3	12/24/05
Jeff Godfrey.....	3	10/26/13
J.J. Worton	3	11/16/13
Josh Reese.....	3	12/26/14
D'erren Wilson	3	10/3/15
Tre'Quan Smith	3	10/7/17
Gabriel Davis	3	9/28/19
Marlon Williams.....	3	10/24/20
Jacob Harris.....	3	11/27/20
Kobe Hudson	3	11/11/23

Season

1. Bret Cooper.....	14	1992
2. Bernard Ford	13	1987
Tyson Hinshaw	13	2000
Tre'Quan Smith	13	2017
5. Ted Wilson	12	1985
David Rhodes	12	1993
Gabriel Davis	12	2019
8. David Rhodes	11	1994
Doug Gabriel	11	2002
Brandon Marshall	11	2005
Brandon Johnson	11	2021

Career

1. David Rhodes	29	1991-94
2. Bret Cooper.....	23	1989-92
Gabriel Davis	23	2017-19
4. Tre'Quan Smith	22	2015-17
5. Ted Wilson	21	1983-86
Bernard Ford	21	1986-87
J.J. Worton	21	2011-14
8. Doug Gabriel	20	2001-02
9. Marlon Williams.....	19	2017-20
10. Tyson Hinshaw	17	1997-00
Tavaris Capers	17	2001-04
Kamar Aiken.....	17	2007-10

RECEIVING RECORDS

LONGEST RECEPTION

1.	Ryan O'Keefe	93 (TD)	10/17/20
2.	Breshad Perriman	91 (TD)	8/29/13
3.	Bernard Ford	87 (TD)	10/24/87
4.	Javon Baker	86 (TD)	10/21/23
5.	Marlon Williams	85 (TD)	10/17/20
6.	Charles Lee	83 (TD)	11/06/99
	Doug Gabriel	83 (TD)	10/13/01
8.	Doug Gabriel	80 (TD)	9/7/02
	Gabriel Davis	80 (TD)	11/4/17
10.	Kenny Clark	79 (TD)	9/02/00
	Breshad Perriman	79	9/28/13
	Tre'Quan Smith	79 (TD)	10/7/17

YARDS PER RECEPTION

Game (minimum 5 receptions)

1.	Tre'Quan Smith	33.0 (5/165)	10/7/17
2.	Mark Whittlemore	32.6 (5/163)	9/11/93
3.	Kenny Clark	29.6 (5/148)	9/2/00
4.	David Rhodes	29.0 (5/145)	10/23/93
	Jimmy Fryzel	29.0 (6/174)	11/23/02
6.	Siaha Burley	28.9 (8/231)	9/6/97
7.	Kobe Hudson	27.6 (5/138)	9/23/23
7.	Tre'Quan Smith	26.8 (6/161)	12/2/17
	Kobe Hudson	26.8 (5/134)	9/9/23
	Javon Baker	26.8 (5/134)	10/21/23
10.	Siaha Burley	26.6 (10/266)	10/24/98

Season (minimum 25 receptions)

1.	Javon Baker	21.9 (52/1,139)	2023
2.	Bernard Ford	21.8 (30/653)	1986
3.	Mark Whittlemore	21.7 (31/674)	1993
4.	Breshad Perriman	20.9 (50/1,044)	2014
5.	Breshad Perriman	20.8 (39/811)	2013
6.	Kobe Hudson	20.5 (44/900)	2023
7.	Tre'Quan Smith	19.8 (59/1,171)	2017
8.	David Rhodes	19.6 (51/1,002)	1992
9.	Jimmy Fryzel	19.4 (58/1,126)	2002
10.	Mark Whittlemore	18.3 (45/825)	1994

Career (minimum 50 receptions)

1.	Breshad Perriman	19.5 (115/2,243)	2012-14
2.	Doug Gabriel	19.3 (97/1,869)	2001-02
3.	Bernard Ford	19.3 (111/2,138)	1984-87
4.	Mark Whittlemore	19.1 (100/1,908)	1991-94
5.	Kobe Hudson	18.8 (85/1,602)	2022-pres.
6.	Jimmy Fryzel	18.0 (137/2,469)	1999-02
7.	Arnell Spencer	17.9 (83/1,487)	1987-88
	Javon Baker	17.9 (108/1,935)	2022-23
9.	Jaylon Robinson	17.8 (73/1,301)	2020-21
10.	David Rhodes	17.0 (213/3,618)	1991-94

RECEPTIONS BY A FRESHMAN

Season

1.	Tre'Quan Smith	52/724	2015
2.	J.J. Worton	41/531	2011
3.	Sean Beckton	40/421	1987
4.	Mike Dickinson	33/371	1989
	Kamar Aiken	33/584	2007
6.	Josh Reese	30/461	2011
	Otis Anderson	30/351	2017
8.	Gabriel Davis	27/391	2017
9.	Shantel Roundtree	26/361	1988
	Breshad Perriman	26/388	2012

RECEIVING YARDAGE BY A FRESHMAN

Season

1.	Tre'Quan Smith	724/52	2015
2.	Kamar Aiken	584/33	2007
3.	J.J. Worton	531/41	2011
4.	Jose Reese	461/30	2011
5.	Sean Beckton	421/40	1987
6.	Gabriel Davis	391/27	2017
7.	Breshad Perriman	388/26	2012
8.	Todd Cleveland	385/20	1994
9.	David Rhodes	382/22	1991
10.	Mike Dickinson	371/33	1989

OPPONENT SINGLE GAME RECEIVING RECORDS

Most Passes Caught

17	Zay Jones, East Carolina	10/1/16
----	--------------------------	---------

Most Yards Gained

240	Darrell Dowery, Kent State	11/23/04
-----	----------------------------	----------

Most Touchdown Passes Caught

4	Darrien Teals, Valdosta State	10/22/88
---	-------------------------------	----------

Longest Pass Reception

98	Eugene Baker, Kent State	10/4/97
----	--------------------------	---------

100-YARD RECEIVING GAMES

Player	Yards	Rec	Opponent	Date
Siaha Burley	266	10	Louisiana	10/24/98
David Rhodes	231	10	Western Kentucky	10/24/92
Siaha Burley	231	8	South Carolina	9/6/97
Brandon Marshall	210	11	Nevada	12/24/05
Mark Nonsant	209	9	UAB	11/9/96
Bernard Ford	208	11	Northwest Mo. St.	10/24/87
Tyson Hinshaw	206	12	Eastern Michigan	9/30/00
Doug Gabriel	206	12	Syracuse	11/2/02
Charles Lee	203	11	Auburn	11/06/99
Bernard Ford	197	12	West Georgia	10/17/87
Mark Nonsant	195	8	Bowling Green	11/16/96
Marlon Williams	191	13	Memphis	10/17/20
Tre'Quan Smith	183	7	USF	11/26/16
Bret Cooper	181	8	Buffalo	11/7/92
Doug Gabriel	179	7	Ohio	11/30/02
J.J. Worton	179	10	Temple	11/16/13
J.J. Worton	178	11	UConn	11/1/14
Ryan O'Keefe	175	4	Memphis	10/17/20
Mark Nonsant	174	7	Nebraska	9/13/97
Jimmy Fryzel	174	6	Miami (Ohio)	11/23/02
Marlon Williams	174	9	Tulane	10/24/20
Jaylon Robinson	173	10	Memphis	10/17/20
Javon Baker	173	9	Georgia Tech	12/22/23
Arnell Spencer	172	10	Liberty	11/7/87
David Rhodes	172	7	Buffalo	11/19/94
Todd Cleveland	172	7	William & Mary	8/29/96
Charles Lee	170	11	Florida	9/11/99
Gabriel Davis	170	13	Cincinnati	10/4/19
Mike Sims-Walker	169	13	Rice	10/21/06
David Rhodes	165	10	Nicholls State	10/17/92
Tre'Quan Smith	165	5	Cincinnati	10/7/17
Gabriel Davis	164	9	ECU	10/19/19
Mark Whittemore	163	5	Valdosta State	9/11/93
A.J. Guyton	163	9	BYU	9/23/11
Tre'Quan Smith	161	6	Memphis	12/2/17
Bernard Ford	160	14	Elon	9/19/87
David Rhodes	160	7	Troy	10/22/94
Bernard Ford	159	8	Eastern Kentucky	9/26/87
Rannell Hall	159	9	Temple	11/16/13
Todd Cleveland	158	15	Ball State	9/21/96
Mike Sims-Walker	157	10	Memphis	10/8/05
Mark Whittemore	156	7	Western Kentucky	9/24/94
David Rhodes	155	9	Yale	10/21/93
Mark Nonsant	155	9	Northern Illinois	10/10/98
Charles Lee	154	11	Eastern Illinois	9/12/98
Marlon Williams	154	10	Georgia Tech	9/19/20
Doug Gabriel	153	11	Penn State	8/31/02
Arnell Spencer	152	6	Elon	9/19/87
Ted Wilson	151	7	Georgia Southern	11/9/85
Gabriel Davis	151	10	Pittsburgh	9/21/19
David Rhodes	150	11	Liberty	11/6/93
Jimmy Fryzel	150	6	Syracuse	11/2/02
Jaylon Robinson	150	9	East Carolina	9/26/20
Kenny Clark	148	5	Georgia Tech	9/2/00
Siaha Burley	147	9	Purdue	9/19/98
Tavaris Capers	147	7	Northern Illinois	10/9/04
Kobe Hudson	147	6	Villanova	9/16/23
Siaha Burley	146	11	Bowling Green	9/26/98
Breshad Perriman	146	7	Temple	10/25/14
David Rhodes	145	5	Bethune-Cookman	10/23/93
Dredrick Snelson	145	9	Memphis	12/2/17
Doug Gabriel	142	7	Louisiana-Monroe	10/20/01
Rannell Hall	142	8	South Carolina	9/28/13
Mike Dickinson	141	5	Bethune-Cookman	9/12/92
Tre'Quan Smith	141	7	SMU	11/4/17
Charles Lee	140	9	Louisiana Tech	10/23/99
Doug Gabriel	140	6	Liberty	9/28/02
Adrian Killins Jr.	140	3	Pittsburgh	9/29/18
Jaylon Robinson	140	6	Boise State	9/2/21
Ted Wilson	139	11	Samford	11/30/85
Bret Cooper	139	7	Liberty	10/31/92
Kenny Clark	139	6	Bowling Green	11/20/99
Breshad Perriman	139	4	East Carolina	12/4/14
David Rhodes	138	12	Troy	10/30/93
Siaha Burley	138	9	Mississippi State	10/25/97
Breshad Perriman	138	9	NC State	12/26/14
Javon Baker	138	6	SMU	10/5/22
Kobe Hudson	138	5	Kansas State	9/23/23
Tre'Quan Smith	137	13	Houston	10/29/16
Bernard Ford	136	8	Savannah State	10/10/87
Sean Beckton	136	8	Eastern Kentucky	11/12/88

Player	Yards	Rec	Opponent	Date
Tyson Hinshaw	136	6	Louisiana-Monroe	10/21/00
Tre Nixon	136	7	Pittsburgh	9/21/19
Marlon Williams	136	13	East Carolina	9/26/20
Shawn Jefferson	135	3	Southern Illinois	10/27/90
Siaha Burley	135	8	Eastern Michigan	11/15/97
Rocky Ross	135	6	Memphis	11/11/06
Kobe Hudson	134	5	Boise State	9/9/23
Javon Baker	134	5	Oklahoma	10/21/23
Ted Wilson	133	10	Murray State	10/4/86
Poe White	133	5	Florida A&M	11/14/87
Brandon Marshall	133	4	Memphis	10/8/05
Mike Sims-Walker	133	12	USF	9/16/06
Mike Sims-Walker	133	7	UAB	11/25/06
David Rhodes	132	6	Western Kentucky	9/24/94
Marlon Williams	132	7	Marshall	12/23/19
Sean Beckton	131	11	New Haven	10/8/88
David Rhodes	131	5	Buffalo	11/7/92
Mike Sims-Walker	131	6	Memphis	11/11/06
Kamar Aiken	131	4	Memphis	9/22/07
Tre'Quan Smith	131	7	Tulsa	11/7/15
Ted Wilson	130	8	Stephen F. Austin	10/26/85
Todd Cleveland	129	6	Liberty	10/29/94
Tyson Hinshaw	129	14	Northern Illinois	10/7/00
Gabriel Davis	128	6	Memphis	10/13/18
Mike Dickinson	127	4	Gardner-Webb	9/5/92
David Rhodes	127	5	James Madison	11/14/92
A.J. Guyton	127	8	South Dakota	9/4/10
Rannell Hall	127	4	FIU	9/6/13
Jimmy Fryzel	126	7	Kent State	11/16/02
Siaha Burley	125	8	Idaho	9/20/97
Brandon Johnson	125	7	UConn	11/20/21
Sean Beckton	124	7	Georgia Southern	10/29/88
Doug Gabriel	124	3	Liberty	10/13/01
Rocky Ross	124	9	Tulane	11/18/06
Siaha Burley	123	7	Samford	10/11/97
Jamar Newsome	123	5	Houston	11/5/10
Tre Nixon	123	6	Houston	11/2/19
Jimmy Fryzel	122	8	Buffalo	11/9/02
Kamar Aiken	122	8	East Carolina	10/6/07
Sean Beckton	121	10	Eastern Kentucky	9/8/90
Brian Watters	121	7	Tulsa	10/26/08
Kobe Hudson	121	4	Temple	10/13/22
Ted Wilson	120	10	Savannah State	11/23/85
Sean Beckton	120	9	West Georgia	9/10/88
Todd Cleveland	120	11	South Carolina	9/7/96
Kenny Clark	120	6	Louisiana Tech	9/5/98
Brandon Marshall	120	7	Houston	11/5/05
Tre'Quan Smith	120	7	UConn	11/11/17
Dredrick Snelson	120	4	Memphis	12/1/18
Glenn McCombs	119	7	Bethune-Cookman	11/26/83
Shawn Jefferson	119	5	East Tennessee State	10/7/89
Siaha Burley	119	9	Eastern Illinois	9/12/98
Kenny Clark	119	10	Georgia	9/25/99
Mike Sims-Walker	119	6	Houston	10/28/06
A.J. Guyton	119	9	East Carolina	9/26/09
J.J. Worton	119	6	UConn	10/26/13
Gabriel Davis	119	5	UConn	9/28/19
Marlon Williams	119	9	Tulane	11/23/19
Ted Wilson	118	11	Western Kentucky	10/12/85
Luther Huggins	118	9	Akron	10/16/04
Jamar Newsome	118	4	Memphis	11/27/10
Bret Cooper	117	9	East Carolina	9/21/91
David Rhodes	117	6	Western Illinois	10/16/93
Mark Nonsant	117	7	Louisiana-Monroe	11/1/97
Tavirius Davis	117	8	Utah State	10/27/01
J.J. Worton	117	8	Southern Miss	10/13/12
J.J. Worton	117	5	Rutgers	11/21/13
Ryan O'Keefe	117	6	SMU	10/5/22
Javon Baker	117	4	Texas Tech	11/18/23
David Rhodes	116	6	East Carolina	9/21/91
Mike Dickinson	116	7	Troy State	9/19/92
Tyson Hinshaw	116	10	Virginia Tech	11/11/00
Doug Gabriel	116	5	Arizona State	9/7/02
Siaha Burley	115	8	Ball State	11/14/98
Tyson Hinshaw	115	10	Eastern Michigan	10/30/99
Alec Holler	115	3	Florida Atlantic	9/17/22
Ted Wilson	114	4	Illinois State	9/28/85
J.J. Worton	114	11	Southern Miss	11/12/11
D'erren Wilson	114	7	Tulane	10/3/15
Tre'Quan Smith	114	8	Maryland	9/17/16
Jimmy Fryzel	113	7	Western Michigan	10/12/02

100-YARD RECEIVING GAMES

Player.....	Yards.....	Rec.....	Opponent	Date
Breshad Perriman.....	113	3	Akron.....	8/29/13
Rannell Hall.....	113	4	Baylor.....	1/1/14
Chris Johnson.....	113	6	Tulane.....	10/3/15
Jaylon Robinson.....	113	4	Temple.....	11/14/20
Javon Baker.....	113	3	Baylor.....	9/30/23
Ted Wilson.....	112	7	Louisville.....	11/2/85
Todd Cleveland.....	112	9	Mississippi State.....	10/25/97
Javon Baker.....	112	4	Oklahoma State.....	11/11/23
Sean Beckton.....	111	6	North Alabama.....	10/1/88
Sean Beckton.....	111	12	Bethune-Cookman.....	9/1/89
Mark Nonsant.....	111	6	Illinois State.....	11/2/96
Gabriel Davis.....	111	9	SC State.....	9/8/18
Jaylon Robinson.....	111	3	Tulsa.....	10/3/20
Ryan O'Keefe.....	111	7	Temple.....	10/13/22
Mark Nonsant.....	110	9	Toledo.....	10/3/98
Charles Lee.....	110	8	Eastern Illinois.....	10/2/99
Brandon Marshall.....	110	10	Tulane.....	10/21/05
Mike Sims-Walker.....	110	7	East Carolina.....	10/29/05
Jacob Harris.....	110	5	South Florida.....	11/27/20
Ryan O'Keefe.....	110	8	Bethune-Cookman.....	9/11/21
Ted Wilson.....	109	4	Austin Peay.....	10/27/84
Shawn Jefferson.....	109	4	Bethune-Cookman.....	9/15/90
Sean Beckton.....	109	6	Slippery Rock.....	11/10/90
Mark Whittemore.....	109	8	Western Kentucky.....	10/24/92
Rufus Hall.....	109	8	Eastern Kentucky.....	8/31/95
Jimmy Fryzel.....	109	5	Akron.....	9/16/00
Brandon Marshall.....	109	7	Tulsa.....	12/3/05
Mike Sims-Walker.....	109	8	Southern Miss.....	10/15/05
Breshad Perriman.....	109	3	South Carolina.....	9/28/13
Mark Whittemore.....	108	5	East Carolina.....	9/18/93
David Rhodes.....	108	8	Buffalo.....	11/13/93
Todd Cleveland.....	108	3	Troy.....	10/22/94
Charles Lee.....	108	10	Bowling Green.....	11/20/99
Ed Schenk.....	107	8	VMI.....	9/25/82
Tavirius Davis.....	107	4	Eastern Kentucky.....	10/14/00
Brandon Marshall.....	107	5	Louisiana.....	10/1/05
Breshad Perriman.....	107	7	Memphis.....	10/5/13
Jaylon Robinson.....	107	5	Houston.....	10/31/20
Jimmy Fryzel.....	106	4	Louisiana.....	10/24/01
Gabriel Davis.....	106	8	South Florida.....	11/29/19
Arnell Spencer.....	105	4	Eastern Kentucky.....	11/12/88
David Rhodes.....	105	5	Maine.....	9/3/94
Mike Sims-Walker.....	105	9	South Carolina.....	9/1/05
Jaylon Robinson.....	105	10	Georgia Tech.....	9/19/20
Bernard Ford.....	104	7	Wichita State.....	10/11/86
Sean Beckton.....	104	6	Grand Valley State.....	10/31/87
Mike Dickinson.....	104	9	Millersville.....	11/16/91
Doug Gabriel.....	104	7	Western Michigan.....	10/12/02
Brandon Marshall.....	104	5	Florida Atlantic.....	9/13/03
Mike Sims-Walker.....	104	4	Florida Atlantic.....	9/13/03
Josh Reese.....	104	4	Tulsa.....	11/14/14
Jordan Akins.....	104	9	FIU.....	9/3/15
Tre'Quan Smith.....	104	9	FIU.....	9/3/15
Jim Taylor.....	103	8	Alabama A&M.....	10/17/81
Aaron Sam.....	103	6	West Georgia.....	9/13/86
David Rhodes.....	103	8	Valdosta State.....	9/10/94
Rufus Hall.....	103	6	Illinois State.....	11/2/96
Siaha Burley.....	103	10	New Mexico.....	11/21/98
Charles Lee.....	103	7	Youngstown State.....	10/31/98
A.J. Guyton.....	103	3	Rice.....	10/24/09
Tre'Quan Smith.....	103	3	Temple.....	10/15/16
Tre Nixon.....	103	3	ECU.....	10/19/19
Don Grayson.....	102	8	Eastern Kentucky.....	10/18/86
Ted Wilson.....	102	4	Eastern Kentucky.....	10/18/86
Mark Nonsant.....	102	6	Louisiana Tech.....	9/5/98
Tyson Hinshaw.....	102	8	Alabama.....	10/28/00
Brandon Marshall.....	102	10	South Carolina.....	9/1/05
Tre'Quan Smith.....	102	7	South Florida.....	11/26/15
Marlon Williams.....	102	4	Temple.....	11/14/20
J.J. Worton.....	101	7	Penn State.....	9/14/13
Tre Nixon.....	101	5	UConn.....	8/30/18
Gabriel Davis.....	101	6	Memphis.....	12/1/18
Javon Baker.....	101	6	Navy.....	11/19/22
Bret Cooper.....	100	6	James Madison.....	9/7/91
Mark Nonsant.....	100	9	Hawaii.....	10/21/95
Charles Lee.....	100	3	Louisiana-Monroe.....	11/1/97
Charles Lee.....	100	10	Middle Tennessee.....	11/13/99
Tavaris Capers.....	100	5	Buffalo.....	10/2/04
Jamar Newsome.....	100	5	Southern Miss.....	11/13/10

100-YARD RECEIVING TANDEMS

Players	Yards	Rec.....	Opponent	Date
Don Grayson	102	8	Eastern Kentucky	10/18/86
Ted Wilson	102	4		
Bernard Ford.....	160	14	Elon	9/19/87
Arnell Spencer	152	6		
Sean Beckton.....	136	8	Eastern Kentucky	11/12/88
Arnell Spencer	105	4		
Bret Cooper	117	9	East Carolina.....	9/21/91
David Rhodes.....	116	6		
David Rhodes.....	231	10	Western Kentucky	10/24/92
Mark Whittemore.....	109	8		
Bret Cooper	181	8	Buffalo	11/7/92
David Rhodes.....	131	5		
Mark Whittemore.....	156	7	Western Kentucky	9/24/94
David Rhodes.....	132	6		
David Rhodes.....	160	7	Troy	10/22/94
Todd Cleveland	108	3		
Mark Nonsant.....	111	6	Illinois State	11/2/96
Rufus Hall	103	6		
Siaha Burley	138	9	Mississippi State	10/25/97
Todd Cleveland	112	9		
Mark Nonsant.....	117	7	Louisiana-Monroe	11/1/97
Charles Lee	100	3		
Kenny Clark.....	120	6	Louisiana Tech	9/5/98
Mark Nonsant.....	102	6		
Charles Lee	154	11	Eastern Illinois	9/12/98
Siaha Burley	119	9		
Kenny Clark.....	139	6	Bowling Green	11/20/99
Charles Lee	108	10		
Jimmy Fryzel	113	7	Western Michigan	10/12/02
Doug Gabriel.....	104	7		
Doug Gabriel.....	206	12	Syracuse	11/2/02
Jimmy Fryzel	150	6		
Mike Sims-Walker.....	105	9	South Carolina	9/1/05
Brandon Marshall	102	10		

Players	Yards	Rec.....	Opponent	Date
Mike Sims-Walker.....	157	10	Memphis	10/8/05
Brandon Marshall	133	4		
Rocky Ross	135	6	Memphis	11/11/06
Mike Sims-Walker.....	131	6		
Rannell Hall	142	8	South Carolina	9/28/13
Breshad Perriman.....	109	3		
J.J. Worton	179	10	Temple.....	11/16/13
Rannell Hall	159	9		
Tre'Quan Smith.....	161	6	Memphis	12/2/17
Dredrick Snelson.....	145	9		
Dredrick Snelson.....	120	4	Memphis	12/1/18
Gabriel Davis.....	101	6		
Gabriel Davis.....	164	9	ECU	10/19/19
Tre Nixon	103	3		
Gabriel Davis.....	151	10	Pittsburgh.....	9/21/19
Tre Nixon	136	7		
Marlon Williams	154	10	Georgia Tech.....	9/19/20
Jaylon Robinson	105	6		
Jaylon Robinson	150	9	East Carolina.....	9/26/20
Marlon Williams	136	13		
Marlon Williams	191	13	Memphis	10/17/20
Ryan O'Keefe	175	4		
Jaylon Robinson	173	10		
Jaylon Robinson	113	4	Temple.....	11/14/20
Marlon Williams	102	4		
Javon Baker.....	138	6	SMU.....	10/5/22
Ryan O'Keefe	117	6		
Kobe Hudson	121	4	Temple.....	10/13/22
Ryan O'Keefe	111	7		



TOTAL OFFENSE / ALL-PURPOSE RECORDS

Team Records

Single Game

Most Plays

UCF	111	Eastern Kentucky, 10/19/85
Both Teams	201	Memphis, 10/17/20
Opponent	106	Western Illinois, 9/26/92

Most Net Yards

UCF	818	Gardner-Webb, 9/5/92
Both Teams	1,501	Memphis, 10/17/20
Opponent	771	Stephen F. Austin, 10/26/85

Highest Yards Per Play

UCF	12.9	Cincinnati, 10/7/17
Opponent	9.8	Cincinnati, 10/31/15

Single Season

Most Plays

UCF	1,016	2007, 2019
Opponent	1,025	2007

Most Plays Per Game

UCF	85.9	2020
Opponent	81.9	1992

Fewest Plays

UCF	667	1982
Opponent	653	1989

Fewest Plays Per Game

UCF	64.1	2010
Opponent	61.0	2011

Most Total Yards

UCF	7,026	2019
Opponent	5,569	2015

Most Total Yards Per Game

UCF	568.1	2020
Opponent	491.8	2020

Fewest Total Yards

UCF	2,351	1982
Opponent	2,763	1989

Fewest Total Yards Per Game

UCF	229.5	2008
Opponent	255.5	1990

Highest Average Per Play

UCF	7.5	2017
Opponent	6.5	2015

Lowest Average Per Play

UCF	3.5	1982
Opponent	3.4	1979

Individual Records

TOTAL OFFENSE

Game

1. Dillon Gabriel	650	10/17/20
2. McKenzie Milton	562	12/2/17
3. Ryan Schneider	501	9/13/03
4. Daunte Culpepper	480	11/1/97
5. Daunte Culpepper	479	9/12/98
6. Daunte Culpepper	467	10/24/98
Blake Bortles	467	11/16/13
8. John Rhys Plumlee	460	9/17/22
9. Darin Slack	457	10/17/87
10. Dillon Gabriel	447	9/19/20

Season

1. McKenzie Milton	4,650	2017
2. Daunte Culpepper	4,153	1998
3. Blake Bortles	3,853	2013
4. Dillon Gabriel	3,739	2020
5. Dillon Gabriel	3,731	2019
6. Ryan Schneider	3,681	2002
7. Daunte Culpepper	3,524	1997
8. John Rhys Plumlee	3,448	2022
9. Blake Bortles	3,344	2012
10. Vic Penn	3,246	1999

Career

1. Daunte Culpepper	12,432	1995-98
2. Ryan Schneider	10,703	2000-03
3. McKenzie Milton	9,761	2016-18
4. Darin Hinshaw	8,865	1991-94
5. Dillon Gabriel	8,409	2019-21
6. Blake Bortles	8,159	2011-13
7. Darin Slack	6,229	1984-87
8. John Rhys Plumlee	6,224	2022-23
9. Justin Holman	5,410	2013-16
10. Jeff Godfrey	5,200	2010-13

AVERAGE ALL-PURPOSE YARDS

Season

1. Kevin Smith	200.6	2007
2. Bernard Ford	180.7	1987
3. Doug Gabriel	160.1	2002
4. Todd Cleveland	153.2	1996
5. Marquette Smith	145.9	1995
6. Sean Beckton	145.3	1988
7. Ted Wilson	144.2	1984
8. Ted Wilson	139.0	1985
9. Willie English	136.5	1991
10. Marlon Williams	130.6	2020

Career (minimum two seasons)

1. Kevin Smith	142.3	2005-07
2. Marquette Smith	123.9	1994-95
3. Doug Gabriel	123.5	2001-02
4. Siaha Burley	115.5	1997-98
5. Ted Wilson	110.3	1983-86
6. Mark Whittemore	99.5	1991-94
7. Alex Haynes	98.1	2001-04
8. David Rhodes	94.5	1991-94
9. Bernard Ford	94.2	1985-87
10. Todd Cleveland	92.9	1994-97

ALL-PURPOSE YARDS

Game

1. Kevin Smith	326	11/10/07
2. Doug Gabriel	324	11/2/02
3. Ted Wilson	311	10/13/84
4. Siaha Burley	295	10/24/98
5. Kevin Smith	284	12/1/07
6. Rannell Hall	277	11/16/13
7. Willie English	269	10/5/91
8. Latavius Murray	257	11/25/11
9. Bernard Ford	253	9/19/87
10. Bernard Ford	252	10/17/87

Season

1. Kevin Smith	2,809	2007
2. Doug Gabriel	1,921	2002
3. Rannell Hall	1,696	2013
4. Bernard Ford	1,627	1987
5. Marquette Smith	1,605	1995
6. Sean Beckton	1,599	1988
7. Ted Wilson	1,587	1984
8. Ted Wilson	1,529	1985
9. Willie English	1,502	1991
10. Siaha Burley	1,435	1998

Career

1. Ted Wilson	4,854	1983-86
2. Kevin Smith	4,679	2005-07
3. Rannell Hall	4,398	2011-14
4. Adrian Killins Jr.	4,361	2016-19
5. Mark Whittemore	4,282	1991-94
6. Alex Haynes	4,021	2001-04
7. Quincy McDuffie	4,014	2009-12
8. Otis Anderson	3,708	2017-20
9. David Rhodes	3,689	1991-94
10. Sean Beckton	3,652	1987-90

OPPONENT SINGLE GAME

ALL-PURPOSE YARDS

Most Plays

43 Anthony Sherrell, EMU 11/8/03

Most Yards Gained

363 ... Kyran Moore, Austin Peay.. 10/28/17

OPPONENT SINGLE GAME TOTAL OFFENSE

Most Plays

80 Holton Ahlers, ECU 10/20/18

Most Total Yards Gained

605 ... Quinton Flowers, USF 11/24/17





SCORING RECORDS

Team Records

Single Game

Most Points

UCF	73	Austin Peay, 10/28/17
Both Teams	117	Memphis, 12/2/17
Opponent	69	VMI, 9/25/82

Fewest Points

UCF	0	Eight times
First time, Presbyterian, 10/27/79		Last time, UAB, 11/29/08
Both Teams	3	Presbyterian, 9/12/81
Opponent	0	23 times
.....		First time, St. Leo, 9/22/79
.....		Last time, Florida A&M, 8/29/19

Points Scored in a Quarter

1st	31	Tulane, 11/20/10
2nd	31	Fort Lewis, 11/19/83
.....	31	Austin Peay, 10/28/17
.....	31	Florida A&M, 8/29/19
3rd	30	Louisiana Tech, 9/5/98
4th	30	Grand Valley State, 10/31/87

Points Scored in a Half

50 (first)		Akron, 11/3/01
------------------	--	----------------

Points Scored in a Quarter by Opponent

1st	28, by VMI	9/25/82
2nd	27, by Florida (2x)	9/11/99, 9/9/06
3rd	30, by Nicholls State	10/23/82
4th	22, by Kent State	10/4/97

Points Scored in a Half by Opponent

48 (first)		by Florida, 9/11/99
------------------	--	---------------------

Most Decisive Win

67-3		Grand Valley State, 10/31/87
------------	--	------------------------------

Most Decisive Loss

69-0		VMI, 9/25/82
------------	--	--------------

Most Touchdowns in a Game

UCF	10	Austin Peay, 10/28/17
Both Teams	15	Austin Peay, 10/28/17
.....	15	Memphis, 12/2/17
Opponent	10	VMI, 9/25/82

Most Touchdowns Rushing

UCF	8	Charleston Southern, 9/3/11
Both Teams	10	VMI, 9/25/82
Opponent	10	VMI, 9/25/82

Most Touchdowns Passing

UCF	7	West Georgia, 10/17/87
Both Teams	11	Memphis, 10/17/20
Opponent	6	Stephen F. Austin, 10/26/85
.....	6	Kent State, 10/4/97
.....	6	Cincinnati, 10/31/15
.....	6	Memphis, 10/17/20

Most PATs

UCF	10	Austin Peay, 10/28/17
.....	10	Temple, 10/13/22
Both Teams	15	Memphis, 12/2/17
Opponent	9	VMI, 9/25/82

Most Field Goals

UCF	4	Savannah State, 10/10/81
.....	4	Bethune-Cookman, 9/7/85
.....	4	Bethune-Cookman, 9/6/86
.....	4	Alabama, 10/28/01
.....	4	UAB, 11/12/05
.....	4	East Carolina, 12/4/14
.....	4	S.C. State, 9/3/16
.....	4	Georgia Tech, 9/24/22
.....	4	Boise State, 9/9/23
Both Teams	8	Southern Miss, 11/12/11
Opponent	5	Southern Miss, 11/12/11

Individual Records

TOUCHDOWNS SCORED

Game

1. Bernard Ford	4	10/24/87
Bret Cooper	4	11/7/92
David Rhodes	4	11/6/93
Mike Grant	4	9/20/97
Alex Haynes	4	9/22/01
Doug Gabriel	4	11/30/02
Kevin Smith	4	10/20/07
Kevin Smith	4	11/10/07
Kevin Smith	4	12/1/07
Tre'Quan Smith	4	10/7/17
Darriel Mack Jr.	4	12/1/18
Isaiah Bowser	4	9/11/21

Season

1. Kevin Smith	30	2007
2. Latavius Murray	19	2012
3. Storm Johnson	17	2013
4. Isaiah Bowser	16	2022
RJ Harvey	16	2023
6. Bret Cooper	15	1992
7. Marquette Smith	14	1995
Mike Grant	14	1997
Brynn Harvey	14	2009
Tre'Quan Smith	14	2017

Career

1. Kevin Smith	46	2005-07
2. Latavius Murray	44	2008-12
3. Willie English	38	1989-93
4. Adrian Killins Jr.	34	2016-19
5. Greg McCrae	30	2017-20
6. David Rhodes	29	1991-94
7. Alex Haynes	28	2001-04
8. Otis Anderson	27	2017-20
9. Jeff Godfrey	26	2010-13
10. Gerod Davis	25	1992-95
Isaiah Bowser	25	2021-22

TEAM SCORING RECORDS

Single Season

Most Points

UCF	627	2017
Opponent ..	452	2015

Most Points Per Game

UCF	48.2	2017
Opponent ..	37.7	2015

Fewest Points

UCF	109	1982
Opponent ..	130	1981

Fewest Points Per Game

UCF	10.9	1982
Opponent ..	13.0	1981

Highest Scoring Differential

UCF	+22.9	2017
Opponent ..	+24.7	1982

Most Touchdowns

UCF	84	2017
Opponent ..	57	2015

Fewest Touchdowns

UCF	13	1981, '82
Opponent ..	18	1981, '87

Most Rushing Touchdowns

UCF	43	2018
Opponent ..	30	1984, '85

Fewest Rushing Touchdowns

UCF	4	2015
Opponent ..	9	1981, '89, '10, '11

Most Touchdown Passes

UCF	38	2017
Opponent ..	31	2015

Fewest Touchdown Passes

UCF	4	1981
Opponent ..	5	1981, '87

Punt Returns For Touchdown

UCF	3	1991
Opponent ..	3	1984

Kick Returns For Touchdown

UCF	3	1994, '12
Opponent ..	2	2009

Interception Returns For TD

UCF	5	2010
Opponent ..	3	2002, '03, '21

Fumble Returns For TD

UCF	1	Many Times
Opponent ..	2	2002, '11

Most PAT Kicks Made

UCF	80	2017
Opponent ..	51	2015

Fewest PAT Kicks Made

UCF	8	1981
Opponent ..	11	1981

Most PAT Kicks Attempted

UCF	81	2017
Opponent ..	51	2015

Fewest PAT Kicks Att.

UCF	12	1981
Opponent ..	14	1981

Most Two-Point Conv. Made

UCF	5	1984
Opponent ..	4	2020

Most Field Goals Made

UCF	22	2005, '07
Opponent ..	22	2007

Fewest Field Goals Made

UCF	6	1982, '84
Opponent ..	3	1981, '95

SCORING RECORDS

POINTS KICKING

Game		
1. Scott Ryerson.....	17	10/10/81
2. Ed O'Brien.....	16	10/24/87
Javier Beorlegui.....	16	10/28/00
4. Ed O'Brien.....	15	9/7/85
Franco Grilla.....	15	9/5/92
6. Ed O'Brien.....	14	9/6/86
Fred Waczewski.....	14	9/5/98
Matt Prater.....	14	11/16/02
Michael Torres.....	14	11/11/06
Michael Torres.....	14	10/20/07
Michael Torres.....	14	12/1/07
Nick Cattoi.....	14	10/3/09
Shawn Moffitt.....	14	10/26/13
Shawn Moffitt.....	14	12/4/14
Matthew Wright.....	14	9/3/16
Matthew Wright.....	14	12/2/17

Season

1. Matthew Wright.....	119	2017
2. Dylan Barnas.....	114	2019
3. Shawn Moffitt.....	112	2013
4. Michael Torres.....	110	2007
Matthew Wright.....	110	2018
6. Matthew Wright.....	90	2016
7. Charlie Pierce.....	89	1994
Shawn Moffitt.....	89	2012
9. Franco Grilla.....	88	1990
10. Ed O'Brien.....	87	1987
Charlie Pierce.....	87	1993
Colton Boomer.....	87	2023

Career

1. Matthew Wright.....	375	2015-18
2. Shawn Moffitt.....	314	2011-14
3. Charlie Pierce.....	297	1993-96
4. Franco Grilla.....	285	1989-92
5. Ed O'Brien.....	263	1984-87
6. Matt Prater.....	258	2002-05
7. Nick Cattoi.....	225	2008-11
8. Javier Beorlegui.....	207	1998-01
9. Michael Torres.....	186	2006-07
10. Daniel Obarski.....	171	2019-22
Colton Boomer.....	171	2022-pres.

POINTS SCORED

Game		
1. Bernard Ford.....	24	10/24/87
Bret Cooper.....	24	11/7/92
David Rhodes.....	24	11/6/93
Mike Grant.....	24	9/20/97

Alex Haynes.....	24	9/22/01
Doug Gabriel.....	24	11/30/02
Kevin Smith.....	24	10/20/07
Kevin Smith.....	24	11/10/07
Kevin Smith.....	24	12/1/07
Tre'Quan Smith.....	24	10/7/17
Darriel Mack Jr.....	24	12/1/18
Isaiah Bowser.....	24	9/11/21

Season

1. Kevin Smith.....	180	2007
2. Matthew Wright.....	119	2017
3. Lataavius Murray.....	114	2012
Dylan Barnas.....	114	2019
5. Shawn Moffitt.....	112	2013
6. Michael Torres.....	110	2007
Matthew Wright.....	110	2018
8. Storm Johnson.....	102	2013
RJ Harvey.....	102	2023
10. Isaiah Bowser.....	98	2022

Career

1. Matthew Wright.....	375	2015-18
2. Shawn Moffitt.....	314	2011-14
3. Charlie Pierce.....	297	1993-96
4. Franco Grilla.....	285	1989-92
5. Kevin Smith.....	276	2005-07
6. Lataavius Murray.....	264	2008-12
7. Ed O'Brien.....	263	1984-87
8. Matt Prater.....	258	2002-05
9. Willie English.....	228	1989-93
10. Nick Cattoi.....	225	2008-11

TOUCHDOWNS RESPONSIBLE FOR

Game		
1. Darin Slack.....	7	10/17/87
Daunte Culpepper.....	7	9/12/98
John Rhys Plumlee.....	7	10/13/22
3. Darin Hinshaw.....	6	11/6/93
Daunte Culpepper.....	6	11/1/97
Daunte Culpepper.....	6	9/5/98
Ryan Schneider.....	6	11/9/02
McKenzie Milton.....	6	12/2/17
McKenzie Milton.....	6	9/21/18
McKenzie Milton.....	6	9/29/18
Darriel Mack Jr.....	6	12/1/18
Dillon Gabriel.....	6	10/17/20

Season

1. McKenzie Milton.....	45	2017
2. Daunte Culpepper.....	40	1998
3. McKenzie Milton.....	34	2018
Dillon Gabriel.....	34	2020
5. Darin Hinshaw.....	33	1994
Ryan Schneider.....	33	2002
Blake Bortles.....	33	2012
Dillon Gabriel.....	33	2019
9. Darin Hinshaw.....	31	1993
Blake Bortles.....	31	2013

Career

1. Daunte Culpepper.....	108	1995-98
2. Darin Hinshaw.....	93	1991-94
3. Ryan Schneider.....	93	2000-03
4. McKenzie Milton.....	92	2016-18
5. Dillon Gabriel.....	78	2019-21
6. Blake Bortles.....	71	2011-13
7. Darin Slack.....	53	1984-87
8. Dana Thyhsen.....	46	1982-84
Kevin Smith.....	46	2005-07
10. John Rhys Plumlee.....	45	2022-23

OPPONENT SINGLE GAME

SCORING RECORDS

Most Points Scored

30..... Lee Suggs, Virginia Tech..... 11/11/00

Most Touchdowns Scored

5..... Lee Suggs, Virginia Tech..... 11/11/00



KICKING RECORDS

FIELD GOALS MADE

Game

1. Scott Ryerson	4	10/10/81
Ed O'Brien	4	9/7/85
Ed O'Brien	4	9/6/86
Charlie Pierce	4	11/12/94
Javier Beorlegui	4	10/28/00
Matt Prater	4	11/16/02
Matt Prater	4	11/12/05
Michael Torres	4	11/11/06
Nick Cattoi	4	10/3/09
Shawn Moffitt	4	10/4/12
Shawn Moffitt	4	12/4/14
Matthew Wright	4	9/3/16
Colton Boomer	4	9/24/22
Colton Boomer	4	9/9/23

Season

1. Shawn Moffitt	21	2013
2. Michael Torres	20	2007
3. Scott Ryerson	18	1981
4. Ed O'Brien	17	1987
Matt Prater	17	2005
Michael Torres	17	2006
Shawn Moffitt	17	2014
Matthew Wright	17	2016
9. Ed O'Brien	16	1986
Franco Grilla	16	1990

Career

1. Matthew Wright	55	2015-18
2. Shawn Moffitt	53	2011-14
3. Ed O'Brien	50	1984-87
Matt Prater	50	2002-05
5. Franco Grilla	47	1989-92
6. Charlie Pierce	46	1993-96
7. Nick Cattoi	39	2008-11
8. Michael Torres	37	2006-07
9. Matt Prater	33	2002-05
10. Scott Ryerson	32	1980-83
Javier Beorlegui	32	1998-01

CONSECUTIVE FIELD GOALS MADE

1. Michael Torres	16	10/20/07-12/29/07
2. Charlie Pierce	12	9/25-10/30/93
Shawn Moffitt	12	12/21/12-11/9/13
4. Matt Prater	11	11/18/03-9/18/04
5. Javier Beorlegui	10	9/23/00-9/1/01
Colton Boomer	10	9/17-10/29/22
6. Charlie Pierce	9	10/15-11/19/94
Shawn Moffitt	9	11/3/11-10/13/12
Dylan Barnas	9	9/14/19-11/23/19
9. Franco Grilla	8	9/22-10/20/90
Michael Torres	8	11/4-11/18/06
Matthew Wright	8	9/1-10/17/15

FIELD GOALS ATTEMPTED

Game

1. Scott Ryerson	8	11/7/81
2. Shawn Moffitt	6	12/4/14
3. Scott Ryerson	5	10/3/81
Scott Ryerson	5	10/10/81
Travis Allen	5	10/8/88
Matt Prater	5	11/2/02
Matt Prater	5	11/12/05

Season

1. Scott Ryerson	29	1981
2. Ed O'Brien	26	1987
3. Michael Torres	24	2006
Michael Torres	24	2007
5. Shawn Moffitt	23	2013
Shawn Moffitt	23	2014
7. Matthew Wright	22	2016
8. Ed O'Brien	21	1986
Franco Grilla	21	1990
Franco Grilla	21	1991
Matt Prater	21	2002
Colton Boomer	21	2023

Career

1. Ed O'Brien	77	1984-87
2. Matt Prater	74	2002-05
3. Franco Grilla	71	1989-92
Matthew Wright	71	2015-18
5. Shawn Moffitt	69	2011-14
6. Charlie Pierce	61	1993-96
7. Nick Cattoi	60	2008-11
7. Scott Ryerson	54	1980-83
8. Javier Beorlegui	50	1998-01
9. Michael Torres	48	2006-07
10. Matthew Wright	39	2015-16

FIELD GOAL PERCENTAGE

Season (minimum 10 attempts)


1. Colton Boomer	.933 (14/15)	2022
2. Shawn Moffitt	.913 (21/23)	2013
3. Dylan Barnas	.882 (15/17)	2019
4. Charlie Pierce	.875 (14/16)	1994
5. Matthew Wright	.857 (12/14)	2018
6. Michael Torres	.833 (20/24)	2007
7. Fred Waczewski	.813 (13/16)	1997
8. Charlie Pierce	.778 (14/18)	1993
Javier Beorlegui	.778 (14/18)	2000
10. Matthew Wright	.773 (17/22)	2016

Career (minimum 2 years/20 attempts)

1. Matthew Wright	.775 (55/71)	2015-18
2. Michael Torres	.771 (37/48)	2006-07
3. Shawn Moffitt	.768 (53/69)	2011-14
4. Charlie Pierce	.754 (46/61)	1993-96
5. Colton Boomer	.750 (27/36)	2022-pres.
6. Fred Waczewski	.677 (21/31)	1997-98
7. Matt Prater	.676 (50/74)	2002-05
8. Franco Grilla	.662 (47/71)	1989-92
9. Nick Cattoi	.650 (39/60)	2008-11
10. Ed O'Brien	.649 (50/77)	1984-87

LONGEST FIELD GOAL MADE

1. Ed O'Brien	55	9/7/85
Colton Boomer	55	9/9/23
2. Scott Ryerson	54	10/10/81
Darin Daly	54	10/26/08
3. Matt Prater	53	8/31/02
4. Ed O'Brien	52	11/10/84
Scott Ryerson	52	11/7/81
Charlie Pierce	52	9/28/96
7. Five players tied	51	
		last Michael Torres, 11/04/06



KICKING RECORDS

FIELD GOALS MADE 50 YARDS OR MORE

Game

1. Scott Ryerson	2	10/10/81
Colton Boomer	2	9/9/23

Season

1. Scott Ryerson	4	1981
2. Scott Ryerson	2	1983
Colton Boomer	2	2023
3. Scott Ryerson	1	1982
Ed O'Brien	1	1984
Ed O'Brien	1	1985
Ed O'Brien	1	1986
Franco Grilla	1	1990
Charlie Pierce	1	1996
Fred Waczewski	1	1997
Matt Prater	1	2002
Matt Prater	1	2004
Michael Torres	1	2006
Darin Daly	1	2008
Nick Cattoi	1	2009
Shawn Moffitt	1	2013
Matthew Wright	1	2016
Dylan Barnas	1	2019

Career

1. Scott Ryerson	7	1980-83
2. Ed O'Brien	3	1984-87
3. Matt Prater	2	2002-05
Colton Boomer	2	2022-pres.
4. Franco Grilla	1	1989-92
Charlie Pierce	1	1993-96
Fred Waczewski	1	1995-98
Michael Torres	1	2006-07
Nick Cattoi	1	2008-11
Shawn Moffitt	1	2011-13
Matthew Wright	1	2015-18
Dylan Barnas	1	2017-19

PATS MADE

Game

1. Matthew Wright	10	10/28/17
Colton Boomer	10	10/13/22
3. Ed O'Brien	9	11/15/86
Franco Grilla	9	11/17/90
Franco Grilla	9	11/7/92
Javier Beorlegui	9	10/13/01
Matthew Wright	9	10/14/17
Dylan Barnas	9	10/26/19
Daniel Obarski	9	9/11/21
10. Scott Ryerson	8	11/19/83
Ed O'Brien	8	10/31/87
Charlie Pierce	8	9/24/94
Fred Waczewski	8	9/5/98
Shawn Moffitt	8	10/26/13
Matthew Wright	8	12/2/17
Matthew Wright	8	8/30/18
Matthew Wright	8	9/21/18
Matthew Wright	8	12/1/18
Colton Boomer	8	8/31/23

Season

1. Matthew Wright	80	2017
2. Matthew Wright	74	2018
3. Dylan Barnas	69	2019
4. Shawn Moffitt	59	2012
5. Daniel Obarski	53	2021
6. Michael Torres	50	2007
7. Shawn Moffitt	49	2013
8. Colton Boomer	48	2023
9. Charlie Pierce	47	1994
Nick Cattoi	47	2010

Career

1. Matthew Wright	210	2015-18
2. Charlie Pierce	159	1993-96
3. Shawn Moffitt	155	2011-14
4. Franco Grilla	142	1989-92
5. Matthew Wright	136	2015-17
6. Ed O'Brien	112	1984-87
7. Javier Beorlegui	111	1998-01
Daniel Obarski	111	2019-22
9. Matt Prater	108	2002-05
Nick Cattoi	108	2008-11

PATS ATTEMPTED

Game

1. Matthew Wright	10	10/28/17
Colton Boomer	10	10/13/22
3. Ed O'Brien	9	11/15/86
Franco Grilla	9	11/7/92
Franco Grilla	9	11/17/90
Javier Beorlegui	9	10/13/01
Matthew Wright	9	10/14/17
Dylan Barnas	9	10/26/19
Daniel Obarski	9	9/11/21
10. Tom Hungerford	8	9/20/80
Scott Ryerson	8	11/19/83
Ed O'Brien	8	10/31/87
Charlie Pierce	8	9/24/94
Fred Waczewski	8	9/5/98
Shawn Moffitt	8	10/27/12
Shawn Moffitt	8	10/26/13
Matthew Wright	8	12/2/17
Matthew Wright	8	8/30/18
Matthew Wright	8	9/21/18
Matthew Wright	8	12/1/18
Daniel Obarski	8	11/27/20
Colton Boomer	8	8/31/23

Season

1. Matthew Wright	81	2017
2. Matthew Wright	74	2018
3. Dylan Barnas	70	2019
4. Shawn Moffitt	64	2012
5. Daniel Obarski	54	2021
6. Michael Torres	51	2007
7. Nick Cattoi	50	2010
Colton Boomer	50	2023
9. Shawn Moffitt	49	2013
Daniel Obarski	49	2020

Career

1. Matthew Wright	213	2015-18
2. Charlie Pierce	163	1993-96
3. Shawn Moffitt	160	2011-14
4. Franco Grilla	148	1989-92
5. Ed O'Brien	118	1984-87
6. Javier Beorlegui	117	1998-01
Matt Prater	117	2002-05
8. Daniel Obarski	115	2019-22
9. Nick Cattoi	114	2008-11
10. Colton Boomer	100	2022-pres.

CONSECUTIVE PATS MADE

1. Matthew Wright	154	2017-18
2. Franco Grilla	103	1990-92
3. Colton Boomer	84	2022-23
4. Charlie Pierce	81	1993-94
Shawn Moffitt	81	2012-14
6. Michael Torres	67	2006-07
7. Javier Beorlegui	60	1999-00
8. Dylan Barnas	57	2019
9. Ed O'Brien	52	1986-87
10. Javier Beorlegui	40	2001

PERCENTAGE OF PATS MADE

Season (minimum 25 attempts)

1. Ed O'Brien	1.000 (30/30)	1987
Franco Grilla	1.000 (31/31)	1991
Franco Grilla	1.000 (45/45)	1992
Charlie Pierce	1.000 (47/47)	1994
Michael Torres	1.000 (25/25)	2006
Shawn Moffitt	1.000 (49/49)	2013
Shawn Moffitt	1.000 (30/30)	2014
Matthew Wright	1.000 (74/74)	2018
9. Dylan Barnas986 (69/70)	2019
10. Daniel Obarski981 (53/54)	2021

Career (minimum 2 years/50 attempts)

1. Michael Torres987 (75/76)	2006-07
2. Matthew Wright986 (210/213)	2015-18
3. Charlie Pierce975 (159/163)	1993-96
4. Colton Boomer970 (97/100)	2022-pres.
5. Shawn Moffitt969 (155/160)	2011-14
6. Matthew Wright966 (56/58)	2015-16
7. Daniel Obarski965 (111/115)	2019-21
8. Franco Grilla959 (142/148)	1989-92
9. Ed O'Brien949 (112/118)	1984-87
Javier Beorlegui949 (111/117)	1998-01

OPPONENT SINGLE GAME

KICKING RECORDS

Most Field Goals

5..... Danny Hrapmann, Southern Miss	11/12/11
--------------------------------------	----------

Most Field Goals Attempted

5..... 3 Times

Longest Field Goal

64..... Jose Martinez, UTEP	9/7/08
-----------------------------------	--------

Most PATs

8..... Pat Tyler, VMI	9/25/82
8..... Rick Wilson, Stephen F. Austin	10/26/85
8..... Ty Cummings, Houston	10/24/15
8..... Cole Smith, Cincinnati	10/16/21



PUNTING RECORDS

Team Records

Single Game

Most Punts

UCF	11	USF, 10/13/07
Both Teams	23	Ark State, 12/17/16
Opponent	13	Florida A&M, 8/29/19

Most Punting Yards

UCF	463	USF, 10/13/07
Both Teams	904	Ark State, 12/17/16
Opponent	618	Florida A&M, 8/29/19

Highest Avg. Per Punt (min. 5 punts)

UCF	55.7	Virginia Tech, 8/31/03
Opponent	53.8	SE Louisiana, 9/17/83

Single Season

Most Punts

UCF	90	2008
Opponent	93	2019

Most Punts Per Game

UCF	7.8	1982
Opponent	7.2	2019

Fewest Punts

UCF	27	1998
Opponent	43	2006

Fewest Punts Per Game

UCF	2.5	1998
Opponent	3.6	2006

Most Yards Punting

UCF	3,560	2008
Opponent	4,043	2019

Fewest Yards Punting

UCF	982	1998
Opponent	1,779	1993

Highest Yards Per Punt

UCF	46.1	2003
Opponent	45.5	2020

Lowest Yards Per Punt

UCF	32.1	1991
Opponent	33.7	1986

Individual Records

LONGEST PUNT

1. Glenn McCombs	77	10/29/83
2. Matt Prater	74	10/11/03
3. Matt Prater	71	8/31/03
Caleb Houston	71	10/5/13
Andrew Osteen	71	9/21/19
6. Caleb Houston	70	10/1/16
7. Charlie Pierce	70	10/30/93
Blake Clingan	70	11/7/09
9. Charlie Pierce	69	11/18/95
Mac Loudermilk	69	11/11/17

OPPONENT SINGLE GAME

PUNTING RECORDS

Most Punts

12.....	Skip Shelton, Nicholls State	10/17/92
12.....	Will Johnson, Miles	10/3/81
12.....	Damon Foncham, Ark St.	12/17/16

Most Yards Punting

533...	Chris Faddoul, Florida A&M	8/29/19
--------	----------------------------	---------

Highest Average Yards Per Punt

(min. 5 punts)

53.8..	Bret Wright, SE Louisiana	9/17/83
--------	---------------------------	---------

Longest Punt

73.....	Andy Pollock, Bowling Green	11/16/96
---------	-----------------------------	----------

PUNTS

Game

1. Blake Clingan	11	10/13/07
Blake Clingan	11	10/11/08
3. Doug Friedlander	10	10/17/81
Charlie Pierce	10	9/14/96
Caleb Houston	10	11/19/15
Caleb Houston	10	12/17/16
7. Doug Friedlander	9	9/11/82
Doug Friedlander	9	9/18/82
Dana Thyhsen	9	10/2/82
Dana Thyhsen	9	10/30/82
Glenn McCombs	9	10/29/83
Glenn McCombs	9	9/8/84
Glenn McCombs	9	9/29/84
Ed O'Brien	9	11/3/84
Aaron Horne	9	9/9/06
Jim Hogan	9	10/26/85
Jim Hogan	9	10/11/86
Javier Beorlegui	9	9/2/00
Aaron Horne	9	10/30/04
Aaron Horne	9	11/6/04
Blake Clingan	9	9/6/08
Blake Clingan	9	10/26/08
Jamie Boyle	9	9/29/12
Jamie Boyle	9	11/17/12
Caleb Houston	9	11/12/16
Caleb Houston	9	11/19/16

Season

1. Blake Clingan	88	2008
2. Caleb Houston	74	2016
3. Andrew Osteen	71	2021
4. Aaron Horne	66	2004
5. Blake Clingan	65	2009
Caleb Houston	65	2015
7. Jamie Boyle	60	2012
8. Blake Clingan	59	2007
9. Matt Prater	58	2003
10. Andrew Osteen	57	2019

Career

1. Blake Clingan	251	2007-10
2. Caleb Houston	234	2013-16
3. Charlie Pierce	173	1993-96
4. Aaron Horne	162	2004-06
5. Javier Beorlegui	151	1998-01
6. Russ Salerno	112	1989-91
7. Mac Loudermilk	108	2015-18
8. Glenn McCombs	100	1983-84
9. Andrew Osteen	97	2019-20
10. Jim Hogan	89	1985-86

PUNT YARDAGE

Game

1. Blake Clingan	463	10/13/07
2. Charlie Pierce	449	9/14/96
Caleb Houston	449	11/19/15
4. Caleb Houston	440	12/17/16
5. Glenn McCombs	431	9/8/84
6. Matt Prater	419	11/1/03
7. Glenn McCombs	418	10/29/83
Blake Clingan	418	10/11/08
9. Caleb Houston	414	11/12/16
10. Javier Beorlegui	409	9/2/00

Season

1. Blake Clingan	3,560	2008
2. Caleb Houston	3,117	2016
3. Caleb Houston	2,874	2015
4. Matt Prater	2,781	2003
5. Aaron Horne	2,554	2004
6. Jamie Boyle	2,434	2012
7. Blake Clingan	2,422	2009
8. Andrew Osteen	2,408	2019
9. Blake Clingan	2,404	2007
10. Aaron Horne	2,197	2005

Career

1. Blake Clingan	10,017	2007-10
2. Caleb Houston	9,826	2013-16
3. Charlie Pierce	7,111	1993-96
4. Aaron Horne	6,493	2004-06
5. Javier Beorlegui	6,209	1998-01
6. Mac Loudermilk	4,528	2015-18
7. Andrew Osteen	4,164	2019-20
8. Glenn McCombs	4,123	1983-84
9. Russ Salerno	3,852	1989-91
10. Jim Hogan	3,384	1985-86

AVERAGE YARDAGE PER PUNT

Game (minimum 5 punts)

1. Matt Prater	57.6 (403/7)	10/11/03
2. Matt Prater	55.7 (334/6)	8/31/03
3. Andrew Osteen	53.4 (267/5)	9/21/19
4. Matt Prater	52.4 (419/8)	11/1/03
5. Caleb Houston	52.2 (313/6)	10/5/13
6. Mac Loudermilk	50.0 (350/7)	10/24/15
7. Glenn McCombs	49.6 (347/7)	11/5/83
8. Caleb Houston	49.2 (295/6)	9/12/15
9. Charlie Pierce	49.0 (245/5)	10/30/93
10. Matt Prater	48.8 (244/5)	11/19/03

Season (minimum 25 punts)

1. Matt Prater	47.9 (58/2,781)	2003
2. Caleb Houston	44.2 (65/2,874)	2015
3. Charlie Pierce	44.1 (49/2,159)	1996
4. Andrew Osteen	43.9 (40/1,756)	2020
5. Marek Butcher	43.9 (49/2,149)	1997
6. Javier Beorlegui	43.5 (46/2,001)	2001
Mitch McCarthy	43.5 (39/1,698)	2022
8. Mac Loudermilk	43.4 (47/2,042)	2018
9. Aaron Horne	42.3 (52/2,197)	2005
10. Caleb Houston	42.2 (41/1,732)	2013

Career (minimum 2 years/50 punts)

1. Matt Prater	47.6 (64/3,044)	2002-05
2. Andrew Osteen	42.9 (97/4,164)	2019-20
3. Mitch McCarthy	42.3 (77/3,258)	2022-pres.
4. Caleb Houston	42.0 (234/9,826)	2013-16
5. Mac Loudermilk	41.9 (108/4,528)	2015-18
6. Glenn McCombs	41.2 (100/4,123)	1983-84
7. Charlie Pierce	41.1 (173/7,111)	1993-96
8. Javier Beorlegui	41.1 (151/6,209)	1998-01
9. David Bohner	40.7 (50/2,033)	2010-11
10. Aaron Horne	40.1 (162/6,493)	2004-06





TEAM RECORDS

Single Game

Most Punts Returned

UCF	8	NW Missouri St., 10/24/87
Both Teams	11	Alabama A&M, 10/17/81
	11	SE Louisiana, 9/18/82
	11	Ark State, 12/16/17
Opponent	9	Alabama A&M, 10/17/81

Most Punt Return Yards

UCF	158	NW Missouri St., 10/24/87
Both Teams	176	Alabama A&M, 10/17/81
Opponent	155	Alabama A&M, 10/17/81

Most Kicks Returned

UCF	11	Nicholls State, 10/23/82
Both Teams	16	Memphis 12/2/17
Opponent	11	Grand Valley State, 10/31/87

Most Kick Return Yards

UCF	240	East Carolina, 10/6/07
Both Teams	436	East Carolina, 10/6/07
Opponent	238	Austin Peay, 10/28/17

Single Season

Most Punts Returned

UCF	38	1990
Opponent	39	1982

Fewest Punts Returned

UCF	9	2020
Opponent	6	2017

Most Yards Returned

UCF	463	2005
Opponent	449	1984

Fewest Yards Returned

UCF	15	1983
Opponent	32	2009

Highest Average Per Punt Return

UCF	16.5	2005
Opponent	14.6	2011

Lowest Average Per Punt Return

UCF	-0.8	1983
Opponent	2.3	2009

Most Kick Returns

UCF	65	2015
Opponent	89	2007

Fewest Kick Returns

UCF	15	2020
Opponent	24	1982

Most Kick Return Yds

UCF	1,492	2015
Opponent	1,822	2007

Fewest Kick Return Yds

UCF	302	2019
Opponent	532	1989

Highest Avg. Per Kick Return

UCF	27.8	2010
Opponent	25.3	2001

Lowest Avg. Per Kick Return

UCF	15.4	2000
Opponent	13.0	1989

individual records

PUNT RETURNS

Game

1.	Sean Beckton	8	10/24/87
2.	Mike Dickinson	7	10/27/90
	Mike Dickinson	7	11/16/91
4.	Neil Beasley	6	11/15/86
	Mike Dickinson	6	9/15/90
	Mike Dickinson	6	9/29/90
	Mike Dickinson	6	8/31/91
	Todd Cleveland	6	10/11/97
	Joe Burnett	6	12/1/07
	Joe Burnett	6	10/11/08
	Rocky Ross	6	9/5/09
	Otis Anderson	6	8/29/19
	Xavier Townsend	6	8/28/24

Season (Punt Returns)

1.	Mike Dickinson	32	1990
2.	Mike Dickinson	31	1991
	Joe Burnett	31	2007
4.	Joe Burnett	28	2005
5.	Joe Burnett	26	2008
	Chris Johnson	26	2016
7.	Asante Samuel	25	2000
	J.J. Worton	25	2012
9.	Todd Cleveland	22	1997
10.	Siaha Burley	21	1998
	Otis Anderson	21	2019

Career

1.	Joe Burnett	96	2005-08
2.	Mike Dickinson	85	1989-92
3.	J.J. Worton	72	2011-14
4.	Asante Samuel	63	1999-02
5.	Mark Whittemore	43	1991-94
6.	Tavaris Capers	40	2001-04
7.	Otis Anderson	39	2017-20
8.	Todd Cleveland	35	1994-97
	Xavier Townsend	35	2022-pres.
10.	Chris Johnson	34	2015-17

LONGEST PUNT RETURN

1.	Siaha Burley	91 (TD)	11/21/98
2.	Otis Anderson	87 (TD)	9/21/19
3.	Mike Dickinson	86 (TD)	8/31/91
4.	Joe Burnett	83 (TD)	12/1/07
5.	Neil Beasley	72 (TD)	11/15/86
6.	Mike Dickinson	70 (TD)	9/28/91
	Mark Whittemore	70 (TD)	10/15/94
8.	Joe Burnett	68 (TD)	12/3/05

PUNT RETURN YARDAGE

Game

1.	Sean Beckton	158	10/24/87
2.	Siaha Burley	125	11/21/98
3.	Mike Hughes	118	10/14/17
4.	Mike Dickinson	100	8/31/91
5.	Mike Dickinson	100	11/16/91
6.	Neil Beasley	94	11/15/86
7.	Todd Cleveland	94	10/19/96
8.	Rocky Ross	91	9/5/09
9.	Otis Anderson	87	9/21/19
10.	Xavier Townsend	86	8/28/24

Season

1.	Joe Burnett	463	2005
2.	Joe Burnett	378	2008
3.	Mike Dickinson	387	1991
4.	Joe Burnett	331	2007
5.	Josh Robinson	304	2010
6.	Siaha Burley	293	1998
7.	Otis Anderson	277	2019
8.	J.J. Worton	266	2012
9.	Asante Samuel	233	2002
	Mike Hughes	233	2017

Career

1.	Joe Burnett	1,304	2005-08
2.	J.J. Worton	740	2011-14
3.	Mike Dickinson	717	1989-92
4.	Asante Samuel	673	1999-02
5.	Otis Anderson	478	2017-20
6.	Mark Whittemore	420	1991-94
7.	Xavier Townsend	405	2022-pres.
8.	Tavaris Capers	372	2001-04
9.	Josh Robinson	355	2009-11
10.	Sean Beckton	314	1987-90

AVERAGE PER PUNT RETURN

Game (minimum of 5 returns)

1.	Sean Beckton	19.8 (158/8)	10/24/87
2.	Mike Dickinson	16.7 (100/6)	8/31/91
3.	Neal Beasley	15.7 (94/6)	11/15/86
4.	Joe Burnett	15.2 (76/5)	9/22/07
5.	Rocky Ross	15.1 (91/6)	9/5/09
6.	John Scargle	14.6 (73/5)	11/7/81
7.	Mike Dickinson	14.3 (100/7)	11/16/91
	Xavier Townsend	14.3 (6/86)	8/28/24

Season (minimum of 15 returns)

1.	Joe Burnett	16.5 (463/28)	2005
2.	Josh Robinson	15.2 (304/20)	2010
3.	Joe Burnett	14.5 (378/26)	2008
4.	Siaha Burley	14.0 (293/21)	1998
5.	Otis Anderson	13.2 (277/21)	2019
6.	Mike Dickinson	12.5 (387/31)	1981
7.	Asante Samuel	12.3 (233/19)	2002
8.	Sean Beckton	12.2 (208/17)	1987

9.	Otis Anderson	11.9 (178/15)	2018
10.	Mark Whittemore	10.8 (216/20)	1994

Career (minimum 2 years/20 returns)

1.	Siaha Burley	14.0 (293/21)	1997-98
2.	Joe Burnett	13.6 (1,304/96)	2005-08
3.	Josh Robinson	13.1 (355/27)	2009-11
4.	Otis Anderson	12.3 (478/39)	2017-20
5.	Sean Beckton	11.6 (314/27)	1987-90
6.	A.J. Guyton	10.9 (228/21)	2007-11
7.	Tim Kiggins	10.7 (236/22)	1979-80
	Asante Samuel	10.7 (673/63)	1999-02
9.	J.J. Worton	10.3 (740/72)	2011-14
10.	Xavier Townsend	10.1 (40/405)	2022-pres.

PUNT RETURN TOUCHDOWNS

Game

1.	Jeff Farmer	1 (30 yds)*	10/20/84
	David Alls	1 (11 yds)*	11/1/86
	Neil Beasley	1 (72 yds)	11/15/86
	Eric Jones	1 (5 yds)*	11/18/85
	Sean Beckton	1 (60 yds)	11/17/90
	Mike Dickinson	1 (86 yds)	8/31/91
	Mike Dickinson	1 (58 yds)	9/7/91
	Mike Dickinson	1 (70 yds)	9/28/91
	Louis Lubin	1 (11 yds)*	11/13/93
	Mark Whittemore	1 (70 yds)	10/15/94
	Siaha Burley	1 (91 yds)	11/21/98
	Thad Ward	1 (6 yds)*	9/25/99
	Thad Ward	1 (0 yds)*	11/13/99
	Ricot Joseph	1 (3 yds)*	11/20/99
	Alphonzo Hopkins	1 (2 yds)*	11/23/02
	Tavaris Capers	1 (52 yds)	10/4/03
	Tavaris Capers	1 (54 yds)	9/18/04
	Joe Burnett	1 (58 yds)	11/19/05
	Joe Burnett	1 (68 yds)	12/3/05
	Blake Carter	1 (31 yds)*	9/9/06
	Augustus Ashley	1 (37 yds)*	9/29/07
	Joe Burnett	1 (83 yds)	12/1/07
	Mike Hughes	1 (66 yds)	10/14/17
	Otis Anderson	1 (87 yds)	9/21/19
	Quadric Bullard	1 (19 yds)*	9/1/22
	Quadric Bullard	1 (29 yds)*	9/24/22

* After blocked

Season

1.	Mike Dickinson	3	1991
2.	Thad Ward	2	1999
	Joe Burnett	2	2005
	Quadric Bullard	2	2022

Career

1.	Mike Dickinson	3	1989-92
	Joe Burnett	3	2005-08
3.	Thad Ward	2	1999-01
	Tavaris Capers	2	2001-04
	Quadric Bullard	2	2020-pres
5.	15 tied with one		

KICK RETURNS

Game

1.	Ted Wilson	7	10/13/84
	Mark Whittemore	7	9/21/91
	Curtis Francis	7	10/13/07
	Joe Burnett	7	9/20/08
5.	Shawn Jefferson	6	10/1/88
	Mark Whittemore	6	9/7/91
	Mark Whittemore	6	9/18/93
	Doug Gabriel	6	10/12/02
	Quincy McDuffie	6	10/17/09
	Quincy McDuffie	6	12/19/09
	Tristan Payton	6	10/24/15
	Tristan Payton	6	11/19/15
	Tristan Payton	6	11/26/15

Season

1.	Ted Wilson	40	1984
2.	Quincy McDuffie	39	2009
3.	Mark Whittemore	33	1991
4.	Doug Gabriel	31	2002
5.	Tristan Payton	30	2015
6.	Rannell Hall	29	2013
7.	Quincy McDuffie	27	2010
8.	Mark Whittemore	26	1992
	Mark Whittemore	26	1993
	Luther Huggins	26	2003
	Joe Burnett	26	2008

Career

1.	Quincy McDuffie	90	2009-12
2.	Ted Wilson	89	1983-86
3.	Mark Whittemore	86	1991-94
4.	Rannell Hall	82	2011-14
5.	Curtis Francis	75	2004-07
6.	Luther Huggins	67	2001-04
7.	Todd Cleveland	51	1994-97
8.	Edward Mack	50	1996-00





9.	Adrian Killins Jr.48	2016-19
10.	Shawn Jefferson42	1988-90

LONGEST KICK RETURN

1.	Ted Wilson100 (TD)	9/17/83
	Ted Wilson100 (TD)	10/13/84
	Todd Cleveland100 (TD)	9/17/94
	Adrian Killins Jr.100 (TD)	10/1/16
5.	Todd Cleveland99 (TD)	11/19/94
	Khymest Williams99 (TD)	11/17/07
	Quincy McDuffie99 (TD)	10/4/12
8.	Quincy McDuffie98 (TD)	10/27/12
9.	Quincy McDuffie97 (TD)	10/27/12
10.	Quincy McDuffie95 (TD)	9/5/09
	Quincy McDuffie95 (TD)	11/20/10
	Mike Hughes95 (TD)	11/24/17

AVERAGE PER KICK RETURN

Game (minimum of five returns)

1.	Curtis Francis40.6 (203/5)	10/6/07
2.	Paul Miranda39.6 (198/5)	9/5/98
3.	Rannell Hall36.8 (184/5)	11/19/11
4.	Ted Wilson30.4 (213/7)	10/13/84
5.	Rannell Hall29.6 (148/5)	11/3/11
6.	Quincy McDuffie28.5 (171/6)	12/19/09
7.	Jordan Akins28.4 (142/5)	8/30/14
8.	Rannell Hall27.6 (138/5)	11/12/11
9.	Mark Whittemore26.9 (188/7)	9/21/91
10.	Curtis Francis26.3 (184/7)	10/13/07

Season (minimum of 15 returns)

1.	Quincy McDuffie34.2 (582/17)	2012
2.	Quincy McDuffie32.2 (869/27)	2010
3.	Mike Hughes31.8 (635/20)	2017
4.	Rannell Hall31.0 (714/23)	2011
5.	Paul Miranda30.7 (644/21)	1998
6.	Ted Wilson29.3 (732/25)	1983
7.	Curtis Francis29.2 (643/22)	2007
8.	Mark Whittemore25.5 (662/26)	1992
9.	Luther Huggins25.1 (653/26)	2003
	Adrian Killins Jr.25.1 (451/18)	2016

Career (minimum 2 years/20 returns)

1.	Paul Miranda33.3 (732/22)	1997-98
2.	Joe Burnett28.7 (745/26)	2005-08
3.	Quincy McDuffie27.8 (2,501/90)	2009-12
4.	Khymest Williams26.3 (710/27)	2007-11
5.	Rannell Hall25.4 (2,083/82)	2011-14
6.	Todd Cleveland24.9 (1,270/51)	1994-97
7.	Luther Huggins23.4 (1,567/67)	2001-04
8.	Ted Wilson23.8 (2,121/89)	1983-86
9.	Tristan Payton22.6 (905/40)	2015-16
10.	Mark Whittemore22.5 (1,932/86)	1991-94

KICK RETURN YARDAGE

Game

1.	Ted Wilson213	10/13/84
2.	Curtis Francis203	10/6/07
3.	Paul Miranda198	9/5/98
4.	Quincy McDuffie195	10/27/12
5.	Mark Whittemore188	9/21/91
6.	Curtis Francis184	10/13/07
	Rannell Hall184	11/19/11
8.	Ted Wilson177	10/15/83
	Rannell Hall177	11/29/13
10.	Joe Burnett175	9/20/08

Season

1.	Ted Wilson952	1984
2.	Quincy McDuffie944	2009
3.	Quincy McDuffie869	2010
4.	Joe Burnett745	2008
5.	Ted Wilson732	1983
6.	Tristan Payton726	2015
7.	Rannell Hall714	2011
8.	Rannell Hall689	2013
9.	Mark Whittemore679	1991
10.	Mark Whittemore662	1992

Career

1.	Quincy McDuffie2,501	2009-12
2.	Ted Wilson2,121	1983-86
3.	Rannell Hall2,083	2011-14
4.	Mark Whittemore1,932	1991-94
5.	Curtis Francis1,674	2004-07
6.	Luther Huggins1,567	2001-04
7.	Todd Cleveland1,270	1994-97
8.	Adrian Killins Jr.1,038	2016-19
9.	Edward Mack1,033	1996-00
10.	Tristan Payton934	2015-17

KICK RETURN TOUCHDOWNS

Game

1.	Quincy McDuffie2 (98, 97 yds)	10/27/12
2.	Ted Wilson1 (100 yds)	9/17/83
	Ted Wilson1 (100 yds)	10/13/84
	Todd Cleveland1 (100 yds)	9/17/94
	Adrian Killins1 (100 yds)	10/1/16
	Todd Cleveland1 (89 yds)	9/24/94
	Todd Cleveland1 (99 yds)	11/19/94
	Todd Cleveland1 (93 yds)	10/12/96
	Paul Miranda1 (88 yds)	11/22/97
	Curtis Francis1 (93 yds)	10/6/07
	Khymest Williams1 (99 yds)	11/17/07
	Joe Burnett1 (91 yds)	9/6/08
	Joe Burnett1 (91 yds)	10/11/08
	Quincy McDuffie1 (95 yds)	9/5/09
	Quincy McDuffie1 (93 yds)	9/11/10
	Quincy McDuffie1 (95 yds)	11/20/10
	Latavius Murray1 (69 yds)	11/12/11
	Quincy McDuffie1 (99 yds)	10/4/12
	Michael Easton1 (96 yds)	11/22/14
	Mike Hughes1 (91 yds)	10/28/17
	Mike Hughes1 (95 yds)	11/24/17

Season

1.	Todd Cleveland3	1994
	Quincy McDuffie3	2012
3.	Joe Burnett2	2008
	Quincy McDuffie2	2010
	Mike Hughes2	2017
6.	Ted Wilson1	1983
	Ted Wilson1	1984
	Todd Cleveland1	1996
	Paul Miranda1	1997
	Curtis Francis1	2007
	Khymest Williams1	2007
	Quincy McDuffie1	2009
	Michael Easton1	2014
	Adrian Killins1	2016

Career

1.	Quincy McDuffie6	2009-12
2.	Todd Cleveland4	1994-97
3.	Ted Wilson2	1983-86
	Joe Burnett2	2005-08
	Mike Hughes2	2017
6.	Paul Miranda1	1996-98
	Curtis Francis1	2004-07
	Khymest Williams1	2007-11
	Latavius Murray1	2008-12
	Michael Easton1	2014
	Adrian Killins Jr.1	2016-19

OPPONENT SINGLE GAME PUNT/KICK RETURN RECORDS

Most Punt Returns

7..... Marvious Hester, Georgia Tech.. 9/2/00

Most Punt Return Yards

141... Richard Crawford, SMU 10/15/11

Highest Avg. Yards Per Punt Return

(minimum two returns)

59.5.. Keyon Laws, Ball State 9/21/96

Longest Punt Return

92.... Richard Crawford, SMU 10/15/11

Touchdowns on Punt Returns

1..... Numerous Times

Most Kick Returns

8..... Earnest Williams, Memphis... 9/22/07

..... Kyran Moore, Austin Peay ... 10/28/17

Most Kick Return Yards

233... Kyran Moore, Austin Peay ... 10/28/17

Highest Avg. Yardage Per Kick Return

(minimum two returns)

56.5.. Glen Farris, Alabama A&M... 10/16/82

Longest Kick Return

98.... Stephon Huderson, Tulane... 11/23/19

Touchdowns on Kick Returns

1..... Numerous Times



TEAM RECORDS

Single Game

Most Interceptions

UCF.....	5.....	Numerous times
.....	First time vs. St. Leo, 9/20/80
.....	Last time vs. Bethune-Cookman, 9/12/92

Both Teams.....	8.....	Bethune-Cookman, 9/12/92
.....	8.....	Nicholls State, 10/17/92

Opponent.....	6.....	Numerous times
.....	First time vs. Bethune-Cookman, 10/9/82
.....	Last time vs. Nicholls State, 10/17/92

Most Fumbles

UCF.....	7.....	William & Mary, 8/29/96
Both Teams.....	14.....	Carson-Newman, 11/6/82
Opponent.....	10.....	Carson-Newman, 11/6/82

Most Fumbles Lost

UCF.....	6.....	Northern Illinois, 10/7/00
Both Teams.....	8.....	Carson-Newman, 9/3/80
Opponent.....	6.....	Carson-Newman, 11/6/82

Most Quarterback Sacks

UCF.....	9.....	Eastern Kentucky, 10/14/00
Both Teams.....	13.....	Louisiana, 10/24/98
Opponent.....	9.....	Louisiana-Monroe, 11/1/97
.....	9.....	Akron, 10/16/04

Single Season

Most Quarterback Sacks

UCF.....	56.....	1993
Opponent.....	50.....	2004

Fewest QB Sacks

UCF.....	9.....	1982
Opponent.....	7.....	1988

Most Interceptions

UCF.....	24.....	2007
Opponent.....	25.....	1982

Fewest Interceptions

UCF.....	4.....	2015
Opponent.....	6.....	1982, '96

Most INT Return Yards

UCF.....	392.....	2007
Opponent.....	365.....	1985

Fewest INT Return Yards

UCF.....	28.....	2003
Opponent.....	36.....	2020

Most Fumbles

UCF.....	35.....	1982, '83
Opponent.....	40.....	1982

Fewest Fumbles

UCF.....	8.....	2020
Opponent.....	13.....	2011

Most Fumbles Lost

UCF.....	21.....	1985
Opponent.....	24.....	1982

Fewest Fumbles Lost

UCF.....	6.....	2020
Opponent.....	4.....	2007

Most PAT Blocks

UCF.....	3.....	2016
Opponent.....	5.....	2012

Most Field Goal Blocks

UCF.....	4.....	2003
Opponent.....	3.....	1999

Most Punt Blocks

UCF.....	7.....	1985
Opponent.....	2.....	2014, '19

Most Total Blocks

UCF.....	8.....	1985
Opponent.....	8.....	2012

Individual Records

TACKLES

Game

1.	Bill Giovanetti.....	23.....	11/17/79
	Tito Rodriguez.....	23.....	11/10/01
3.	Wyatt Bogan.....	22.....	10/18/86
	Donnell Washington.....	22.....	9/13/97
	Deaubrey Devine.....	22.....	9/13/97
	Damian Delps.....	22.....	10/28/00
7.	Moses Ashley.....	21.....	10/20/80
	Gary Slager.....	21.....	11/17/80
	Eddie James.....	21.....	11/21/81
	Darrell Rudd.....	21.....	10/15/83
	Rick Hamilton.....	21.....	10/31/92

Season

1.	Darrell Rudd.....	150.....	1983
	Rick Hamilton.....	149.....	1992
3.	Wyatt Bogan.....	143.....	1986
	Tito Rodriguez.....	143.....	2001
5.	Jimmy Goodman.....	142.....	1987
6.	Rick Hamilton.....	139.....	1991
7.	Wyatt Bogan.....	127.....	1988
	Stanford Rhule.....	127.....	2002
9.	Jason Johnson.....	126.....	2022
10.	Kemal Ishmael.....	124.....	2012

Career

1.	Rick Hamilton.....	443.....	1989-92
	Bill Giovanetti.....	429.....	1979-82
3.	Clayton Geathers.....	383.....	2010-14
4.	Kemal Ishmael.....	368.....	2009-12
5.	Nakia Reddick.....	354.....	1993-96
	Darrell Rudd.....	347.....	1981-84
7.	Wyatt Bogan.....	341.....	1984-88
8.	Terrance Plummer.....	334.....	2011-14
9.	Jason Venson.....	322.....	2005-08
10.	Tito Rodriguez.....	321.....	1998-01

TACKLES FOR LOSS (INCLUDING SACKS)

Game

1.	Bobby Spitulski.....	7.....	11/2/91
	Greg Jefferson.....	7.....	10/16/93
	Greg Jefferson.....	7.....	11/13/93
	Charles Anderson.....	7.....	10/2/93
	Jermaine Benoit.....	7.....	10/19/96
6.	Moses Ashley.....	6.....	10/20/80
7.	M. O'Shaughnessy.....	5.....	11/3/79
	Ed Gantner.....	5.....	10/20/80
	Elton Patterson.....	5.....	10/21/00
	Elton Patterson.....	5.....	10/6/01
	Stanford Rhule.....	5.....	9/7/02

Season

1.	Jermaine Benoit.....	24.5.....	1997
	Elton Patterson.....	21.....	2001
3.	Tre'mon Morris-Brash.....	20.5.....	2023
4.	Greg Jefferson.....	20.....	1993
	Justen Moore.....	20.....	1998
	Shaquem Griffin.....	20.....	2016
7.	Elton Patterson.....	19.....	2000
8.	Darrell Rudd.....	18.....	1984
	Bruce Miller.....	18.....	2009
10.	Tarveres Tate.....	17.....	1996
	Bruce Miller.....	17.....	2008

Career

1.	Elton Patterson.....	59.5.....	1999-02
2.	Tre'mon Morris-Brash.....	58.5.....	2019-23
	Bruce Miller.....	57.5.....	2007-10
4.	Darrell Rudd.....	56.5.....	1981-84
5.	Tarveres Tate.....	48.....	1993-96
6.	Justen Moore.....	47.5.....	1996-99
7.	Bobby Spitulski.....	46.....	1988-91
8.	Greg Jefferson.....	42.....	1991-94
9.	Jermaine Benoit.....	41.5.....	1994-97
10.	Josh McKibben.....	34.....	1998-01

FUMBLES RECOVERED

Game

1.	Darrell Rudd.....	3.....	10/9/82
2.	Jim Bray.....	2.....	10/10/81
	Jay Shapiro.....	2.....	9/11/82
	Paul Brock.....	2.....	10/26/85
	Darryl Lattimore.....	2.....	10/22/94
	Jermaine Benoit.....	2.....	11/2/96
	Asante Samuel.....	2.....	11/10/01
	Chad Mascoe.....	2.....	9/7/02
	Derrick Hallman.....	2.....	10/24/09
	Ronnie Weaver.....	2.....	11/21/09
	T.J. Mutcherson.....	2.....	10/17/15
	Antwan Collier.....	2.....	12/23/19

Season

1.	Darrell Rudd.....	6.....	1982
2.	Jeff Farmer.....	5.....	1983
3.	Mike Grissom.....	4.....	1988
	Steve Spears.....	4.....	1988
	Allen Powell.....	4.....	1995
	Jameil McWhorter.....	4.....	1997

Career

1.	Darrell Rudd.....	11.....	1981-84
2.	Brandon Alexander.....	7.....	2011-14
3.	Jeff Farmer.....	6.....	1983-84
	Kemal Ishmael.....	6.....	2009-12
5.	Corris Ervin.....	5.....	1984-87
	Steve Spears.....	5.....	1986-88
	Mike Grissom.....	5.....	1986-89
	Emil Ekiyor.....	5.....	1992-95
	Allen Powell.....	5.....	1992-95
	Darryl Latimore.....	5.....	1993-95
	Tarveres Tate.....	5.....	1993-95
	Jameil McWhorter.....	5.....	1994-97
	Derrick Hallman.....	5.....	2007-10
	Shaquem Griffin.....	5.....	2014-17

FORCED FUMBLES

Game

1.	Nakia Reddick.....	2.....	11/02/96
	Tony Hardman.....	2.....	10/16/99
	Tony Hardman.....	2.....	9/23/00
	Willie Davis.....	2.....	10/14/00
	Elliot Shorter.....	2.....	9/29/01
	Lawrence Young.....	2.....	9/15/07
	Jarvis Geathers.....	2.....	9/19/09
	Cory Hogue.....	2.....	10/26/09
	Derrick Hallman.....	2.....	9/18/10
	Troy Davis.....	2.....	9/15/12
	E.J. Dunston.....	2.....	11/10/12
	Thomas Niles.....	2.....	12/26/14
	Errol Clarke.....	2.....	11/12/16

Season

1.	Greg Jefferson.....	5.....	1993
	Tony Hardman.....	5.....	2000
	Elton Patterson.....	5.....	2001
4.	Nakia Reddick.....	4.....	1996
	Jameil McWhorter.....	4.....	1997
	Deon Porter.....	4.....	1998
	Derrick Hallman.....	4.....	2010
8.	Emil Ekiyor.....	3.....	1992
	Nakia Reddick.....	3.....	1993
	Emil Ekiyor.....	3.....	1993
	Emil Ekiyor.....	3.....	1995
	Nakia Reddick.....	3.....	1995
	Josh McKibben.....	3.....	1999
	Willie Davis.....	3.....	2000
	Elliot Shorter.....	3.....	2001
	Stanford Rhule.....	3.....	2002
	Jarvis Geathers.....	3.....	2009
	Kemal Ishmael.....	3.....	2012
	Troy Davis.....	3.....	2012
	E.J. Dunston.....	3.....	2012
	Richie Grant.....	3.....	2018
	Rashard Causey.....	3.....	2018
	Richie Grant.....	3.....	2020

Career

1.	Nakia Reddick.....	10.....	1993-96
2.	Emil Ekiyor.....	9.....	1992-95
3.	Elton Patterson.....	8.....	1999-02
4.	Greg Jefferson.....	7.....	1991-94
	Tony Hardman.....	7.....	1998-00
	Derrick Hallman.....	7.....	2007-10
	Richie Grant.....	7.....	2017-20
8.	Jameil McWhorter.....	6.....	1994-97
	Deon Porter.....	6.....	1995-98
	Elliot Shorter.....	6.....	1998-01
	Bruce Miller.....	6.....	2007-10
	Kemal Ishmael.....	6.....	2009-12



SACKS

Game

1.	M. O'Shaughnessy	5	11/3/79
	Darrell Rudd	5	9/22/84
3.	Willie Davis	4	10/14/00
4.	Leger Douzable	3.5	11/4/06
5.	M. O'Shaughnessy	3	9/20/80
	M. O'Shaughnessy	3	10/18/80
	Jeff Farmer	3	10/29/83
	Darrell Rudd	3	9/29/84
	Wyatt Bogan	3	9/20/86
	Keenan Wimbley	3	11/14/87
	Emil Ekiyor	3	10/31/92
	Charles Anderson	3	10/2/93
	Greg Jefferson	3	10/16/93
	Jermaine Benoit	3	10/19/96
	Justen Moore	3	10/14/98
	Elton Patterson	3	11/4/00
	Elton Patterson	3	10/26/02
	Bruce Miller	3	10/11/08
	Jarvis Geathers	3	9/19/09
	Jaryl Mamea	3	10/2/14
	Errol Clarke	3	11/12/16
	Titus Davis	3	11/17/18
	Landon Woodson	3	11/27/20

Season

1.	Darrell Rudd	19.5	1984
2.	Greg Jefferson	15	1993
3.	Bobby Spitulski	13	1990
	Bruce Miller	13	2009
5.	M. O'Shaughnessy	12	1980
6.	Shaquem Griffin	11.5	2016
7.	Emil Ekiyor	11	1993
	Jarvis Geathers	11	2009
9.	Keenan Wimbley	10.5	1987
	Jermaine Benoit	10.5	1997

Career

1.	Bruce Miller	35.5	2007-10
2.	Darrell Rudd	31.5	1981-84
3.	Greg Jefferson	31	1991-94
4.	Elton Patterson	30.5	1999-02
5.	Jermaine Benoit	28.5	1993-97
6.	Tre'mon Morris-Brash	26	2019-23
7.	M. O'Shaughnessy	22	1979-80
	Bobby Spitulski	22	1988-91
9.	Emil Ekiyor	20.5	1992-95
10.	Keenan Wimbley	19	1984-87

INTERCEPTIONS

Game

1.	Doug Gatewood	2	9/29/79
	Tim Kiggins	2	9/20/80
	John Scargle	2	9/19/81
	Bruce Gordon	2	11/21/81
	Paul Kelly	2	11/12/83
	Reggie Edwards	2	11/30/85
	Keith Evans	2	10/25/86
	Steve Webster	2	10/10/87
	Keith Evans	2	9/2/88
	Steve Wright	2	9/28/91
	Allen Powell	2	9/12/92
	Brian Crutcher	2	10/17/92
	Richard Blake	2	10/2/93
	Lenard Hayes	2	11/19/94
	Asante Samuel	2	10/12/02
	Mike Sims-Walker	2	9/18/04
	Joe Burnett	2	10/21/05
	Joe Burnett	2	11/17/07
	Johnell Neal	2	12/1/07
	Sha'reff Rashad	2	10/11/08
	Sha'reff Rashad	2	11/15/08
	Terrance Plummer	2	10/5/13
	D.J. Killings	2	10/29/16
	Shaquill Griffin	2	11/5/16
	Aaron Robinson	2	10/26/19
	Demari Henderson	2	11/11/23

Season

1.	Keith Evans	8	1986
2.	Jacoby Glenn	7	2014
3.	Joe Burnett	6	2007
	Johnell Neal	6	2007
	Josh Robinson	6	2009
	Richie Grant	6	2018
7.	Brian Crutcher	5	1992
	Joe Burnett	5	2005
	Sha'reff Rashad	5	2008
	Reggie Weams	5	2010

Career

1.	Joe Burnett	16	2005-08
2.	Sha'reff Rashad	14	2004-08
3.	Keith Evans	13	1986-88
4.	Johnell Neal	12	2005-08
5.	Josh Robinson	10	2009-11
	Richie Grant	10	2017-20

7.	Reggie Edwards	9	1984-87
	Jacoby Glenn	9	2013-14
9.	Ray Irvin	8	1988-90
	Rick Hamilton	8	1989-92
	Steve Wright	8	1990-94
	Asante Samuel	8	1999-02
	Jason Venson	8	2005-08

LONGEST INTERCEPTION RETURN

1.	Jordan Ozerities	100 (TD)	11/20/10
2.	Rick Hamilton	97 (TD)	9/26/92
3.	Ray Irvin	95 (TD)	9/15/90
4.	Drico Johnson	86 (TD)	11/5/16
4.	Shaquill Griffin	81 (TD)	10/17/15
5.	Donnell Washington	80 (TD)	9/14/96
6.	Lyle Dankenbring	78 (TD)	11/24/12
7.	A.J. Bouye	76 (TD)	11/17/12
8.	Kurt Ashley	75 (TD)	10/20/84
9.	Tim Kiggins	72	11/17/79
	Reggie Edwards	72 (TD)	10/26/85
	Johnell Neal	72 (TD)	11/17/07

INTERCEPTION RETURN YARDAGE

Game

1.	Jordan Ozerities	100	11/20/10
2.	Rick Hamilton	97	9/26/92
3.	Ray Irvin	95	9/15/90
4.	Drico Johnson	86	11/5/16
5.	Shaquill Griffin	81	10/17/15
6.	Donnell Washington	80	9/14/96
7.	Lyle Dankenbring	78	11/24/12
8.	Sha'reff Rashad	77	11/15/08
9.	A.J. Bouye	76	11/17/12
10.	Kurt Ashley	75	10/20/84

Season

1.	Ray Irvin	161	1990
2.	Johnell Neal	159	2007
3.	Rick Hamilton	129	1992
4.	Richard Blake	119	1993
5.	A.J. Bouye	111	2012
	Drico Johnson	111	2016
7.	Johnell Neal	103	2008
8.	Reggie Edwards	102	1985
9.	Shaquill Griffin	102	2015
10.	Jordan Ozerities	100	2010

Career

1.	Joe Burnett	262	2005-08
2.	Johnell Neal	247	2005-08
3.	Ray Irvin	223	1988-90
4.	Reggie Edwards	203	1984-87
5.	Keith Evans	183	1986-88
6.	A.J. Bouye	180	2009-12
7.	Rick Hamilton	177	1989-92
8.	Sha'reff Rashad	168	2005-08
	Shaquill Griffin	168	2013-16
10.	Jordan Ozerities	162	2010-14

INTERCEPTION RETURNS FOR A TOUCHDOWN

Game

1.	42 Times
----	----------

PASSES BROKEN UP

Game

1.	Tim Kiggins	5	11/15/80
	Greg Atterberry	5	11/26/83
	Davin Bush	5	9/9/00
	Jacoby Glenn	5	11/21/13
5.	John Cummings	4	11/1/80
	Victor Riddle	4	9/13/85
	David Alls	4	9/13/86
	Keith Evans	4	11/21/87
	Ray Irvin	4	9/2/88
	Victor Gray	4	11/12/11
	Jacoby Glenn	4	11/14/14

Season

1.	Greg Atterberry	22	1983
2.	Asante Samuel	15	2002
	Josh Robinson	15	2011
	Jacoby Glenn	15	2013
	Shaquill Griffin	15	2016
6.	Davin Bush	14	2000
7.	Reggie Edwards	13	1987
	Darryl Lattimore	13	1997
	Asante Samuel	13	2001
	Josh Robinson	13	2010
	Shaquill Griffin	13	2015

Career

1.	Asante Samuel	38	1999-02
2.	Josh Robinson	36	2009-11
3.	Joe Burnett	35	2005-08
4.	Greg Atterberry	34	1981-85
5.	Davin Bush	32	1996-00

	Johnell Neal	32	2005-08
7.	Travis Fisher	31	1999-01
8.	Clayton Geathers	30	2010-14
9.	Shaquill Griffin	29	2013-16
	Nevelle Clarke	29	2015-19

PUNTS BLOCKED

Game

1.	Scott Ariail	2	9/28/91
	Brian Covington	2	11/21/87
	Darryl Lattimore	2	9/6/97
4.	49 tied with	1	

Season

1.	Ricot Joseph	3	1999
2.	Bernard Ford	2	1985
	Bernard Ford	2	1986
	Corris Ervin	2	1986
	Brian Covington	2	1987
	Scott Ariail	2	1991
	Darryl Lattimore	2	1997
	Quadric Bullard	2	2022
8.	49 tied with	1	

Career

1.	Bernard Ford	5	1985-87
	Ricot Joseph	5	1999-01
3.	Scott Ariail	4	1989-92
4.	Corris Ervin	3	1984-87
5.	Brian Covington	2	1987-88
	Emil Ekiyor	2	1992-95
	Emory Green	2	1994-97
	Patrick Holland	2	2002-03
9.	30 Tied with	1	

FIELD GOALS BLOCKED

Game

1.	Joe Owens	1	10/12/85
	Sylvester Bembery	1	9/6/86
	Corris Ervin	1	11/8/86
	Willie Britton	1	10/28/89
	Robert Lindsey	1	9/1/90
	Rick Hamilton	1	9/19/92
	Greg Jefferson	1	9/25/93
	Greg Jefferson	1	10/9/93
	Greg Jefferson	1	11/13/93
	Robert Alexander	1	9/17/94
	Damian Demps	1	9/4/99
	Raheem Pontifet	1	10/2/99
	Asante Samuel	1	10/27/01
	Paul Carrington	1	8/31/03
	Antoine Poe	1	9/27/03
	Peter Sands	1	10/18/03
	Peter Sands	1	11/19/03
	Paul Carrington	1	9/17/05
	Johnell Neal	1	9/22/07
	Cam Henderson	1	11/17/12
	Jamiyus Pittman	1	9/3/15
	Shaquill Griffin	1	11/19/16
	A.J. Wooten	1	9/8/18
	Joey Connors	1	11/17/18
	Chris DeLoach	1	8/29/19
	Noah Hancock	1	9/19/20
	Keenan Hester	1	9/17/22

Season

1.	Greg Jefferson	3	1993
2.	Asante Samuel	2	2000
	Peter Sands	2	2003

Career

1.	Greg Jefferson	3	1991-94
	Asante Samuel	3	1999-02
3.	Peter Sands	2	2001-04
	Paul Carrington	2	2002-05
5.	16 tied with	1	

PATS BLOCKED

Game

1.	Parnell McCall	1	9/17/88
	Joe Simmons	1	10/15/88
	John Harris	1	9/16/89
	Willie Britton	1	10/21/89
	Rick Hamilton	1	9/22/90
	Leroy Wisniewski	1	11/3/90
	Greg Jefferson	1	10/12/91
	Greg Jefferson	1	11/2/91
	Greg Jefferson	1	11/21/92
	Emory Green	1	9/6/97
	Jeff Mauldin	1	9/5/98
	Fred Harley	1	9/11/99
	Asante Samuel	1	11/11/00
	Johnell Neal	1	9/22/07
	E.J. Dunston	1	10/20/11
	Jose Jose	1	11/17/12
	A.J. Bouye	1	12/1/12



PATS BLOCKED (CONT.)

Game

Jaryl Mamea	1	11/1/14
Thomas Niles	1	12/4/14
A.J. Wooten	1	11/5/16
Mike Hughes	1	10/7/17
A.J. Wooten	1	10/28/17

Season

1. Greg Jefferson	2	1991
2. 16 tied with	1	

Career

1. Greg Jefferson	3	1991-94
2. A.J. Wooten	2	2016-17
2. 16 tied with	1	

TOTAL BLOCKS (PUNTS, FGS, & PATS)

Season

1. Corris Ervin	3	1986
Greg Jefferson	3	1993
Ricot Joseph	3	1999
Asante Samuel	3	2000
5. Bernard Ford	2	1985
Bernard Ford	2	1986
Brian Covington	2	1987
Scott Ariali	2	1991
Greg Jefferson	2	1991
Darryl Latimore	2	1997
Peter Sands	2	2003
Quadric Bullard	2	2022

Career

1. Greg Jefferson	6	1991-94
2. Bernard Ford	5	1985-87
Ricot Joseph	5	1999-01
4. Corris Ervin	4	1984-87
Scott Ariali	4	1989-92
Asante Samuel	4	1999-02
7. Rick Hamilton	3	1989-92
Emory Green	3	1994-97
A.J. Wooten	3	2014-18
10. Joe Owens	2	1985, '87
Brian Covington	2	1987-88
Willie Britton	2	1989-92
Emil Ekiyor	2	1992-95
Asante Samuel	2	1999-02
Patrick Holland	2	2002-03
Peter Sands	2	2001-04
Paul Carrington	2	2002-05
A.J. Wooten	2	2016-17
Quadric Bullard	2	2020-pres.

100-TACKLE CLUB

Player	Tackles.....	Year
Darrell Rudd	150	1983
Rick Hamilton	149	1992
Wyatt Bogan	143	1986
Tito Rodriguez	143	2001
Jimmy Goodman	142	1987
Rick Hamilton	139	1991
Wyatt Bogan	127	1988
Stanford Rhule	127	2002
Jason Johnson	126	2022
Kemal Ishmael	124	2012
Mike Coad	123	1987
Bill Giovanetti	121	1982
Tito Rodriguez	121	2000
John Bryant	119	1996
Peter Sands	119	2002
Nakia Reddick	118	1996
Clayton Geathers	117	2012
Eddie James	116	1981
Jason Johnson	114	2023
Peter Sands	113	2003
Atari Bigby	112	2003
Nate Evans	112	2019
Rick Hamilton	111	1990
Antoine Poe	111	2003
Terrance Plummer	110	2013
Steve Webster	109	1986
Travis Cooper	109	1994
Richie Grant	109	2018
Bill Giovanetti	108	1980
Bill Stewart	108	1990
Terrance Plummer	108	2012
Kendrick Thomas	107	1996
Damian Demps	107	2000
Keith Evans	106	1986
Jermaine Benoit	105	1997
Pat Jasinski	105	2017
Bill Giovanetti	104	1981
Ricot Joseph	104	2001
Atari Bigby	104	2002
Domenic Spencer	104	2015
Sha'reff Rashad	103	2007
Cory Hogue	103	2009
Bill Stewart	100	1988
Clayton Geathers	100	2013

OPPONENT SINGLE GAME

DEFENSE RECORDS

Most Tackles

20..Dereck Rush, Miss. State10/25/97

Most Tackles for Loss

5....Four Times

Most Sacks

5....Steve Foley, ULM11/1/97

Most Passes Broken Up

4....Sx, last Ti. Martin, Tulsa10/3/20

Most Forced Fumbles

2....Ashley Travis, E. Michigan ...10/30/99

2....Braxton Williams, Clemson9/1/01

2....Patrick Green, E. Carolina11/19/15

Most Fumble Recoveries

2....Numerous Times

.....Last: Jermaine Miles, Ga. Tech.. 10/26/96

Most Interceptions

3....Numerous Times

.....Last: Andrew Adams, UConn.11/1/14

Interception Returns for Touchdown

1....Numerous Times

.....Last: Micah Abraham, Marshall12/23/19

Longest Interception Return

85..Tim Akins, Sav. State (TD)10/11/80





MISCELLANEOUS RECORDS

Team Records

Single Game

Most Penalties

UCF	23	Bethune-Cookman, 9/2/88
Both Teams	31	Florida Atlantic, 9/13/03
Opponent	17	Baylor, 1/1/14
	17	Bethune-Cookman, 9/20/14

Most Yards Penalized

UCF	155	Bethune-Cookman, 9/2/88
Both Teams	262	Bethune-Cookman, 11/26/83
Opponent	145	Bethune-Cookman, 11/26/83

SINGLE SEASON

Most Turnovers

UCF	45	1985
Opponent	42	1981

Fewest Turnovers

UCF	10	2020
Opponent	12	2006

Highest Takeaway Margin

UCF	+17	2017
Opponent	+22	1996, '03

Most Penalties

UCF	111	2019
Opponent	127	1987

Fewest Penalties

UCF	52	2009
Opponent	51	1997, '06, '11

Most Yards Penalized

UCF	952	2019
Opponent	1,049	1987

Fewest Yards Penalized

UCF	451	1981
Opponent	405	1997

MOST CONSECUTIVE QUARTERS SCORING

37 - ECU, 10/20/18, (2nd) to Stanford, 9/14/19, (2nd)

LONGEST SCORING DROUGHT

BY QUARTERS

8 - Ft. Lauderdale, 10/20/79, (4th) to Emory & Henry, 11/3/79, (4th)

MOST CONSECUTIVE GAMES SCORING

209 - Furman, 11/10/84, to Buffalo, 10/4/03

MOST CONSECUTIVE WINS

Overall Wins

	Started with	Ended by
25	FIU, 8/31/17	LSU, 1/1/19
9	Memphis, 10/5/13	Penn State, 8/30/14
7	Tulsa, 10/20/07	Miss. State, 12/29/07
6	S. Illinois, 10/27/90	Ga. So., 12/8/90
6	East Carolina, 10/4/12	Tulsa, 11/17/12
5	Savannah St., 11/23/85	Akron, 9/27/86
5	Savannah St., 10/10/87	FAMU, 11/14/87
5	B-Cookman, 9/2/88	New Haven, 10/8/88
5	McNeese St., 9/25/93	Troy, 10/30/93
5	Bowling Green, 9/26/98	Auburn, 11/7/98
5	Tulane, 10/21/05	Tulsa, 12/3/05
5	UAB, 10/6/10	Southern Miss, 11/13/10
5	Tulane, 11/23/19	Tulsa, 10/3/20

Home Wins

	Started with	Ended by
21	FIU, 8/31/17	Tulsa, 10/3/20
11	Illinois State, 11/2/96	Purdue, 9/4/99
10	Nicholls St., 10/17/92	Vald. St., 9/10/94
10	UConn, 10/26/13	FIU, 9/3/15

Away Wins (*Does not include neutral sites)

	Started with	Ended by
10	Maryland, 9/23/17	Pittsburgh, 9/21/19
6	FIU, 9/6/13	Missouri, 9/13/14
4	Marshall, 10/13/10	FIU, 9/17/11
3	Bowling Green, 9/26/98	Auburn, 11/7/98
3	WMU, 10/12/02	Virginia Tech, 8/31/04
3	E. Carolina, 10/29/05	Florida, 9/9/06
3	S. Miss, 10/28/07	Boston College, 9/20/08
3	FIU, 9/24/16	Houston, 10/29/16
3	Tulane, 11/23/19	Memphis, 10/17/20

MOST CONSECUTIVE LOSSES

Overall Losses

	Started by	Ended with
17	West Virginia, 11/1/03	Marshall, 9/24/05
13	NC State, 12/26/14	SC State, 9/3/16
12	Millersville, 11/14/81	Eliz. City, 9/2/83

Home Losses

	Started by	Ended with
8	Millersville, 11/14/81	Eliz. City, 9/2/83
7	Marshall, 11/19/03	Marshall, 9/24/05

Away Losses

	Started by	Ended with
15	Virginia Tech, 8/31/03	Louisiana, 10/1/05
9	Texas State, 9/29/84	VMI, 11/1/86
7	Stanford, 9/12/15	FIU, 9/24/16

GREATEST MARGIN OF VICTORY

Pts	Score	Opponent	Date
64	67-3	Grand Valley State	10/31/87
63	63-0	Liberty	10/13/01
62	62-0	Charleston Southern	9/3/11
62	62-0	Florida A&M	8/29/19
59	66-7	Samford	11/15/86
57	63-6	Texas Southern	11/17/90
57	70-13	Temple	10/13/22
55	55-0	St. Leo	9/20/80
55	55-0	Louisiana-Monroe	10/21/00
54	57-3	New Hampshire	8/28/24
50	71-21	Gardner-Webb	9/5/92
50	56-6	Kent State	8/31/23
49	49-0	Kentucky State	9/29/90
49	49-0	Tulane	11/21/09
48	48-0	Eastern Illinois	9/12/98
48	48-0	Buffalo	11/19/94
47	61-14	Tulane	11/20/10
46	52-6	Millersville	11/16/91
46	53-7	SMU	11/22/14
46	56-10	South Carolina St.	9/1/22
45	52-7	Samford	10/11/97
45	52-7	William & Mary	9/23/00
45	62-17	UConn	10/26/13
44	61-17	FIU	8/31/17
42	45-3	NW Missouri State	10/24/87
42	63-21	Buffalo	11/7/92
42	49-7	Rice	10/24/09
42	56-14	Akron	8/30/12
42	63-21	ECU	10/14/17

42	63-21	Temple	10/26/19
----	-------	--------	----------

GREATEST MARGIN OF DEFEAT

Pts	Score	Opponent	Date
69	69-0	at VMI	9/25/82
52	64-12	at USF	10/13/07
50	60-10	at Nicholls State	10/23/82
49	59-10	Houston	10/24/15
48	48-0	at Presbyterian	10/27/79
45	52-7	Pitt	10/13/06
45	58-13	UTEP	9/27/08
45	52-7	at Cincinnati	10/31/15
44	44-0	at Savannah State	10/11/80
42	49-7	at McNeese State	9/30/95
42	42-0	at Florida	9/9/06
41	44-3	South Florida	11/26/15
38	38-0	at Indiana State	11/3/84
37	44-7	at Georgia Southern	12/8/90
37	44-7	East Carolina	11/19/15
37	51-14	at Michigan	9/10/16
36	42-6	at Furman	11/10/84
36	48-12	Texas State	10/5/85
36	43-7	at Miami (Ohio)	10/23/04
35	59-24	Stephen F. Austin	10/26/85
35	56-21	Miami (Ohio)	11/28/03

UCF COME-FROM-BEHIND VICTORIES

Points	Trailed	Qtr	Won	Opponent	Date
21	21-0	1	36-31	Boise State	9/2/21
21	21-0	1	28-24	Illinois State	10/20/84
21	28-7	3	38-35	at Louisville	10/18/13
17	24-7	2	56-41	Memphis	12/1/18
16	30-14	2	31-30	at Memphis	10/13/18
14	14-0	4	18-14	Emory & Henry	11/15/80
14	14-0	2	35-34	at Western Kentucky	9/22/84
14	21-7	2	38-31	at Bowling Green	9/26/98
14	24-10	2	40-38	at Alabama	10/28/00
14	21-7	2	31-27	at Western Michigan	10/12/02
14	17-3	2	37-32	Houston	11/14/09
14	14-0	1	40-20	East Carolina	10/4/12
14	24-10	3	31-24	BYU	10/9/14

OPPONENT COME-FROM-BEHIND VICTORIES

Points	Trailed	Qtr	Won	Opponent	Date
28	35-7	3	36-35	Baylor	9/30/23
21	21-0	2	35-31	at Eastern Kentucky	11/12/88
21	24-3	3	31-24	at Houston	10/29/16
21	35-14	3	35-14	at Memphis	10/17/20
18	21-3	2	38-35	Syracuse	11/2/02
18	25-7	2	26-25	Temple	10/15/16
17	17-0	3	28-17	Troy	11/11/95
14	14-0	2	28-27	Albany (HC)	11/8/80
14	28-14	4	36-35	at Samford	10/8/94
14	17-3	2	33-30	Bowling Green (OT)	11/20/99
14	14-0	1	49-48	Nevada (OT)	12/24/05
14	28-14	2	52-38	East Carolina	10/6/07
14	14-0	1	31-21	Southern Miss	11/13/10

NCAA RECORD HOLDERS

Football Bowl Subdivision

Most Rushing Attempts in a Season

Kevin Smith	450	2007
-------------	-----	------

Most 100-yard Rushing Games in a Season

Kevin Smith	13	2007
-------------	----	------

Highest Percentage of Passes Completed in a Career

(Min. 1,000-1,099 atts.)	Daunte Culpepper	657	1996-98
--------------------------	------------------	-----	---------

Touchdowns Scored by Fumble Return and Interception Return in Same Game

Drico Johnson returned a fumble 30 yards for a touchdown and return an interception 86 yards for a touchdown against Tulane on 11/5/16...One of just seven players to do so.

Scoring at Least one Touchdown in at Least Three Categories in a Season

Mike Hughes is one of 11 to do so, returning two kickoffs for touchdowns, one punt for a touchdown, and one interception for a touchdown in 2017.

Football Championship Subdivision

Most Consecutive Pass Completions to

Start First Game as a Freshman

Daunte Culpepper	12	UCF vs. Eastern Kentucky, 8/31/95
------------------	----	-----------------------------------

Passing for a Touchdown and Scoring Touchdowns by

Rushing, Receiving, & Punt Return
Sean Beckett — threw a 33-yard TD pass, rushed for 11-yard TD, caught 17-yard TD pass and returned a punt 60 yards for TD vs. Texas Southern, Nov. 17, 1990





BOWL RECORDS

Team Records

First Downs

UCF	33	2012 Beef 'O' Brady's
Opponent	34	2020 Boca Raton

Rushing Attempts

UCF	47	2007 Liberty
	47	2019 Gasparilla
Opponent	52	2019 Fiesta

Rushing Yards

UCF	310	2019 Gasparilla
Opponent	369	2005 Hawai'i

Pass Attempts

UCF	53	2014 St. Petersburg
Opponent	47	2014 Fiesta

Pass Completions

UCF	26	2016 Cure
Opponent	30	2014 Fiesta

Completion Percentage

UCF	66.7	2012 Beef 'O' Brady's
Opponent	77.1	2020 Boca Raton

Passing Yards

UCF	301	2005 Hawai'i
	301	2014 Fiesta
Opponent	441	2020 Boca Raton

Passes Had Intercepted

UCF	3	2007 Liberty
Opponent	2	2010 Liberty
	2	2018 Peach
	2	2019 Gasparilla

Touchdown Passes

UCF	3	2005 Hawai'i
	3	2012 Beef 'O' Brady's
	3	2014 St. Petersburg
	3	2014 Fiesta
Opponent	4	2019 Fiesta

Total Offense Attempts

UCF	88	2020 Boca Raton
Opponent	87	2018 Peach

Total Offense Yards

UCF	587	2019 Gasparilla
Opponent	655	2020 Boca Raton

Fumbles Lost

UCF	3	2016 Cure
Opponent	3	2019 Gasparilla

Total Turnovers

UCF	4	2008 Liberty
Opponent	5	2019 Gasparilla

Individual Records

Rushing

Rushing Attempts	35	2007 Liberty
		Kevin Smith vs. Mississippi State
Rushing Yards	202	2005 Hawai'i
		Kevin Smith vs. Nevada
Yards Per Rush	8.9	2018 Peach
		McKenzie Milton vs. Auburn
Rushing TDs	3	2005 Hawai'i
		Kevin Smith vs. Nevada
	3	2014 Fiesta
		Storm Johnson vs. Baylor
Longest Rush	78	2005 Hawai'i
		Kevin Smith vs. Nevada

Passing

Pass Attempts	53	2014 St. Petersburg
		Justin Holman vs. NC State
Pass Completions	23	2014 St. Petersburg
		Justin Holman vs. NC State
Comp. Percentage	66.7	2012 Beef 'O' Brady's
		Blake Bortles vs. Ball State
Passing Yards	301	2005 Hawai'i
		Steven Moffett vs. Nevada
	301	2014 Fiesta
		Blake Bortles vs. Baylor
Yards Per Attempt	10.8	2019 Gasparilla
		Dillon Gabriel vs. Marshall
Yards Per Comp.	18.5	2019 Gasparilla
		Dillon Gabriel vs. Marshall
Passes Intercepted	3	2007 Liberty
		Kyle Israel vs. Mississippi State
Touchdown Passes	3	2005 Hawai'i
		Steven Moffett vs. Nevada
	3	2012 Beef 'O' Brady's
		Blake Bortles vs. Ball State

	3	2014 St. Petersburg
		Justin Holman vs. NC State

Receiving

Receptions	11	2005 Hawai'i
		Brandon Marshall vs. Nevada
Receiving Yards	210	2005 Hawai'i
		Brandon Marshall vs. Nevada
TD Receptions	3	2005 Hawai'i
		Brandon Marshall vs. Nevada
	3	2014 St. Petersburg
		Josh Reese vs. NC State
Longest Reception	75	2019 Gasparilla
		Marlon Williams/Dillon Gabriel vs. Marshall

Total Offense

Attempts	62	2014 St. Petersburg
		Justin Holman vs. NC State
Yards	394	2014 Fiesta
		Blake Bortles vs. Baylor

Scoring

Points	18	2005 Hawai'i
		Brandon Marshall vs. Nevada
	18	2005 Hawai'i
		evin Smith vs. Nevada
	18	2012 Beef 'O' Brady's
		Latavius Murray vs. Ball State
	18	2014 Fiesta
		Storm Johnson vs. Baylor
	18	2014 St. Petersburg
		Josh Reese vs. NC State
Touchdowns	3	2005 Hawai'i
		Brandon Marshall vs. Nevada
	3	2005 Hawai'i
		Kevin Smith vs. Nevada
	3	2012 Beef 'O' Brady's
		Latavius Murray vs. Ball State
	3	2014 Fiesta
		Storm Johnson vs. Baylor
	3	2014 St. Petersburg
		Josh Reese vs. NC State
Kicking points	12	2005 Hawai'i
		Matt Prater vs. Nevada
	12	2019 Gasparilla
		Dylan Barnas vs. Marshall
Extra Points	7	2014 Fiesta
		Shawn Moffitt vs. Baylor
Field Goals	3	2005 Hawai'i
		Matt Prater vs. Nevada
Longest FG	46	2005 Hawai'i
		Matt Prater vs. Nevada

Tackles

Total Tackles	14	2014 Fiesta
		Terrance Plummer vs. Baylor
	14	2014 St. Petersburg
		Clayton Geathers vs. NC State
	14	2016 Cure
		Demeitre Brim vs. Arkansas State
Solo Tackles	9	2005 Hawai'i
		Johnell Neal vs. Nevada
Assisted Tackles	12	2016 Cure
		Demeitre Brim vs. Arkansas State

Interceptions

Interceptions	1	11 players
Yards	93	2019 Fiesta
		Brandon Moore vs. LSU
Long	93	2019 Fiesta
		Brandon Moore vs. LSU

Punt Returns

Returns	6	2007 Liberty
		Joe Burnett vs. Mississippi State
Return Yards	54	2007 Liberty
		Joe Burnett vs. Mississippi State
Longest Return	21	2007 Liberty
		Joe Burnett vs. Mississippi State

Kickoff Returns

Returns	6	2009 St. Petersburg
		Quincy McDuffie vs. Rutgers
Return Yards	171	2009 St. Petersburg
		Quincy McDuffie vs. Rutgers
Longest Return	65	2009 St. Petersburg
		Quincy McDuffie vs. Rutgers


Punting

Punts	10	2016 Cure
		Caleb Houston vs. Arkansas State
Punt Average	49.5	2019 Fiesta
		Mac Loudermilk vs. LSU
Longest Punt	60	2022 Military
		Mitch McCarthy vs. Duke

Opponent Records

Rushing Yards	178	2005 Hawai'i
		B.J. Mitchell, Nevada
Rushing TDs	3	2005 Hawai'i
		Robert Hubbard, Nevada
	3	2014 Fiesta
		Bryce Petty, Baylor
Passing Comp.	30	2014 Fiesta
		Bryce Petty, Baylor
Passing Yards	425	2020 Boca Raton
		Zach Wilson, BYU
Passing TDs	4	2019 Fiesta
		Joe Burrow, LSU
Receptions	11	2005 Hawai'i
		Caleb Spencer, Nevada
Receiving Yards	127	2016 Cure
		Kendall Sanders, Arkansas State
Receiving TDs	3	2016 Cure
		Kendall Sanders, Arkansas State
Total Offense	437	2020 Boca Raton
		Zach Wilson, BYU
Kicking Points	16	2019 Fiesta
		Cole Tracy, LSU
Punt Return Yards	47	2016 Cure
		Blaise Taylor, Arkansas State
Kick Return Yards	174	2018 Peach
		Noah Igbinoghene, Auburn
Punt Average	44.0	2005 Hawai'i
		Justin Bergendahl, Nevada





HISTORY & HONORS

2024 UCF Football



BIG 12 CONFERENCE

1979

• During his inaugural address, UCF President Trevor Colbourn announces that the school will “explore the possibility of developing a football program.” Later, Colbourn and director of athletics Jack O’Leary approve a decision to form a football team to begin play in the fall of 1979 as an NCAA Division III program. Former professional football player Don Jonas becomes the school’s first coach on a volunteer basis. On Aug. 28, 148 prospective players participate in the program’s first practice. Less than one month later on Sept. 22, UCF travels to St. Leo for its first game and wins 21-0. Bobby Joe Plain scores the school’s first touchdown on a 13-yard pass reception from Mike Cullison in the first quarter. The following week, UCF plays its first home contest at the Tangerine Bowl and posts a 7-6 victory over Fort Benning in front of 14,188 fans.

1979 NCAA III (6-2-0) Coach: Don Jonas

9/22	at St. Leo	W	21-0	1,000
9/29	Fort Benning	W	7-6	14,188
10/13	Maryville	W	10-7	7,350
10/20	at Fort Lauderdale	W	14-0	500
10/27	at Presbyterian	L	0-48	3,800
11/3	at Emory & Henry	L	14-28	1,000
11/10	University of the South	W	24-0	10,111
11/17	Morehouse	W	14-7	13,309

1980

• After the UCF Athletic Authority votes in January to make the football head coaching job a full-time position, Don Jonas is selected for the role. The Knights win four games during the campaign and in an 18-14 victory over Emory and Henry, Michael O’Shaughnessy tallies a school-record five sacks. Following the season, cornerback Tim Kiggins earns third-team All-America honors and becomes the first UCF player to sign a professional contract when he joins the Toronto Argonauts of the Canadian Football League.

1980 NCAA III (4-4-1) Coach: Don Jonas

9/13	Carson-Newman \$	FW	30-21	13,941
9/20	St. Leo	W	55-0	8,730
9/27	Millsaps	L	7-8	12,793
10/4	Miles	T	11-11	8,990
10/11	at Savannah State	L	0-44	4,100
10/18	at North Alabama	L	3-28	3,500
11/1	Catawba	W	14-12	7,757
11/8	Albany	L	27-28	14,022
11/15	Emory & Henry	W	18-14	6,907

\$ Later forfeited by Carson-Newman

1981

• UCF begins a local rivalry, meeting Bethune-Cookman in the first Mayor’s Trophy game. The Wildcats escape with a 24-20 win. Kicker Scott Ryerson is a third-team All-America selection, while center Dan Burke and linebackers Eddie James and Bill Giovanetti earn honorable mention status. Following the season, head coach Don Jonas resigns to become director of the UCF Gridiron Club.

1981 NCAA III (4-6-0) Coach: Don Jonas

9/12	Presbyterian	L	0-3	8,347
9/19	Elizabeth City	L	9-14	4,833
9/26	at Millsaps	W	13-6	800
10/3	Miles	W	6-0	6,320
10/10	Savannah State	W	47-13	6,493
10/17	at Alabama A&M	L	15-23	8,700
10/31	at West Georgia	L	6-20	6,200
11/7	Hampden-Sydney	W	17-0	8,391
11/14	Millersville	L	9-27	4,365
11/21	Bethune-Cookman	L	20-24	8,354

1982

• Following Don Jonas’ resignation, associate head coach Sam Weir is named the program’s interim head coach. New athletics director Bill Peterson announces that UCF will compete as a Division II program during the year. With the move to D-II, the school begins awarding athletics scholarships. Following the season, four Knights sign professional contracts: tight end Mike Carter with the National Football League’s Denver Broncos and defensive end Ed Gantner, linebacker Bill Giovanetti and offensive lineman Mike Sommerfield with the Tampa Bay Bandits of the United States Football League. Following the season, New York Yankees president and former Buffalo Bills head coach Lou Saban is named UCF’s head coach.

1982 NCAA II (0-10-0) Coach: Sam Weir

9/11	Georgia Southern \$	L	9-16	2,350
9/18	Southeastern Louisiana	L	14-24	8,196
9/25	at VMI	L	0-69	6,100
10/2	at Valdosta State	L	7-13	9,500
10/9	Bethune-Cookman	L	21-40	9,127
10/16	Alabama A&M	L	10-31	6,654
10/23	at Nicholls State	L	10-60	8,500
10/30	West Georgia	L	7-41	9,257
11/6	Carson-Newman	L	17-36	3,818
11/13	Eastern Kentucky	L	14-26	4,822

\$ at Jacksonville, Fla.

1983

• UCF records its first win against an NCAA Football Championship Subdivision opponent, defeating Austin Peay, 10-7, on the road. Ted Wilson returns a kick 100 yards for a touchdown against Southeastern Louisiana and finishes second in the nation in kick return average with 30.5 yards per return.

1983 NCAA II (5-6-0) Coach: Lou Saban

9/2	Elizabeth City	W	37-7	9,041
9/10	at Georgia Southern	W	33-29	5,815
9/17	at Southeastern Louisiana	L	28-54	5,000
9/24	North Alabama	L	20-47	8,307
10/1	Valdosta State	W	20-0	12,777
10/15	at Richmond	L	26-31	3,413
10/29	at Austin Peay	W	10-7	7,000
11/5	at Carson-Newman	L	14-35	3,300
11/12	Nicholls State	L	14-37	4,500
11/19	Fort Lewis	W	59-28	14,212
11/26	Bethune-Cookman	L	22-31	13,294

1984

• After the squad gets off to a slow start, head coach Lou Saban announces his resignation. Jerry Anderson is named interim head coach. Following the campaign, offensive lineman Dan Burke signs a contract with the New Jersey Generals of the United States Football League. Kicker Scott Ryerson is drafted by the Tampa Bay Bandits of the USFL and signs a free-agent deal with the National Football League’s Atlanta Falcons.

1984 NCAA II (2-9-0) Coaches: Lou Saban (first seven games), Jerry Anderson (last four games)

9/1	Bethune-Cookman	L	22-43	7,421
9/8	at Louisiana-Monroe	L	21-49	19,329
9/15	Georgia Southern	L	28-42	7,124
9/22	at Western Kentucky	W	35-34	8,500
9/29	at Texas State	L	13-39	10,337
10/6	Akron	L	21-26	6,814
10/13	at Eastern Kentucky	L	14-37	18,300
10/20	Illinois State	W	28-24	11,648
10/27	Austin Peay	L	21-24	12,225
11/3	at Indiana State	L	0-38	8,367
11/10	at Furman	L	6-42	10,162

1985

• Gene McDowell, an assistant at Florida State, is named UCF's head coach and athletics director. UCF wins its first game under McDowell when Ed O'Brien kicks a school-record 55-yard field goal as time expired to defeat Bethune-Cookman, 39-37. UCF meets its first NCAA Bowl Subdivision opponent, playing at Louisville.

1985 NCAA II (4-7-0) Coach: Gene McDowell

9/7	Bethune-Cookman	W	39-37	21,222
9/13	Southeastern Louisiana	W	27-21	7,142
9/28	at Illinois State	L	21-48	12,786
10/5	Texas State	L	12-48	7,850
10/12	Western Kentucky	L	17-47	9,153
10/19	Eastern Kentucky	L	21-28	8,223
10/26	Stephen F. Austin	L	24-59	11,263
11/2	at Louisville	L	21-42	21,391
11/9	at Georgia Southern	L	18-35	7,759
11/23	Savannah State	W	31-7	3,478
11/30	Samford	W	35-14	3,022

1986

• The team begins the season 4-1. UCF sets a new attendance record when 23,760 watch the Knights play Wofford for Homecoming. The contest features a postgame performance by the Beach Boys. The Knights went 6-5 during the year to post their first winning campaign since the inaugural season in 1979. Linebacker Wyatt Boggan leads the team with 143 tackles and earns *Football News* All-America First Team honors. Wide receiver Ted Wilson becomes the first UCF player selected in the National Football League Draft when the Washington Redskins take him in the 10th round. Tailback Elgin Davis is picked in the 12th round by the New England Patriots.

1986 NCAA II (6-5-0) Coach: Gene McDowell

9/6	Bethune-Cookman	W	26-14	23,041
9/13	West Georgia	W	34-21	10,125
9/20	Valdosta State	W	10-7	12,056
9/27	at Akron	L	17-20	12,186
10/4	Murray State	W	38-25	13,086
10/11	at Wichita State	L	6-9	4,167
10/18	at Eastern Kentucky	L	24-51	12,200
10/25	Wofford	L	28-31	23,760
11/1	at VMI	W	38-9	3,200
11/8	Georgia Southern	L	23-33	11,137
11/15	Samford	W	66-7	6,176

1987

• The Knights post a five-game winning streak, outscoring their opponents, 242-67, during the stretch. UCF finishes the regular season with an 8-3 record, good enough for its first bid to the Division II playoffs. In the first round, the Knights record a 12-10 win over Indiana University of Pennsylvania, but falls to eventual national champion Troy. Wideout Bernard Ford and kicker Ed O'Brien earn All-America First Team honors from several outlets. Quarterback Darin Slack and linebacker Mike Coad receive *Football News* All-America Second Team recognition. Ford is tabbed in the third round of the National Football League Draft by the Buffalo Bills and defensive back Corris Ervin is taken in the fifth round by the Denver Broncos.

1987 NCAA II (9-4-0) Coach: Gene McDowell

9/5	Bethune-Cookman	W	17-9	9,768
9/19	Elon	W	34-10	11,752
9/26	Eastern Kentucky	L	16-23	15,197
10/3	at Georgia Southern	L	32-34	15,540
10/10	Savannah State	W	36-26	10,743
10/17	West Georgia	W	52-14	10,029
10/24	NW Missouri St.	W	45-3	15,208
10/31	Grand Valley State	W	67-3	7,552
11/7	Liberty	W	42-21	11,081
11/14	at Florida A&M	L	14-19	4,803
11/21	Morningside	W	24-7	10,112
11/28	Indiana (Pa.) \$	W	12-10	15,043
12/5	Troy \$	L	10-31	14,327

\$ Division II Playoffs

1988

• UCF opens the campaign with five-consecutive wins and moves to second in the NCAA Division II national rankings. A crowd of 31,789 attends UCF's 26-18 victory over defending national champion Troy at the Citrus Bowl. Defensive lineman Steve Spears and offensive lineman Dave Underwood earn *Football Gazette* All-America honors.

1988 NCAA II (6-5-0) Coach: Gene McDowell

9/2	Bethune-Cookman	W	29-21	14,831
9/10	West Georgia	W	33-14	11,270
9/17	Troy	W	26-18	31,789
9/24	at East Tennessee State	W	23-17	5,447
10/1	North Alabama	W	35-33	21,682
10/8	New Haven	L	23-31	22,641
10/15	Southern Conn. State	W	24-16	22,439
10/22	at Valdosta State	L	19-48	6,500
10/29	Georgia Southern	L	17-31	28,682
11/5	at Liberty	L	7-24	3,530
11/12	at Eastern Kentucky	L	31-35	6,800

1989

• In its final campaign at the D-II level, UCF defeats three Football Championship Subdivision schools. The Knights finish the season strong, winning six of their final seven games to complete the year 7-3.

1989 NCAA II (7-3-0) Coach: Gene McDowell

9/1	Bethune-Cookman	L	15-23	23,620
9/9	Valdosta State	W	35-14	18,046
9/16	at Troy	L	6-20	8,000
9/23	Newberry	W	30-3	8,316
9/30	at North Alabama	W	17-16	5,500
10/7	East Tennessee State	W	34-0	12,072
10/21	at Georgia Southern	L	17-31	19,640
10/28	Liberty	W	33-30	15,095
11/11	Eastern Kentucky	W	20-19	17,506
11/18	Texas Southern	W	49-12	14,082

1990

• UCF moves to the Football Championship Subdivision ranks and goes 10-4. The Knights become the first school in history to qualify for the FCS playoffs in their first season of eligibility. In the first round of the playoffs, UCF draws previously undefeated Youngstown State on the road. Franco Grilla hits a 34-yard field goal as time expires to give the Knights a 20-17 victory. Host UCF downs William & Mary, 52-38, in the second round of the playoffs to set up a semifinal matchup with eventual national champion Georgia Southern in Statesboro, Ga. Following the year, Gene McDowell is awarded the Eddie Robinson Trophy by The Sports Network as the national coach of the year. Wide receiver Shawn Jefferson is drafted in the ninth round by the National Football League's Houston Oilers.

1990 NCAA FCS (10-4-0) Coach: Gene McDowell

9/1	Troy	W	16-10	22,462
9/8	at Eastern Kentucky	L	12-24	19,200
9/15	at Bethune-Cookman	W	42-9	9,500
9/22	at Memphis	L	28-37	21,385
9/29	Kentucky State	W	49-0	6,055
10/6	at Samford	W	37-16	5,463
10/20	Georgia Southern	L	17-38	16,258
10/27	Southern Illinois	W	49-14	14,052
11/3	Liberty	W	28-6	14,107
11/10	Slippery Rock	W	24-21	16,208
11/17	Texas Southern	W	63-6	16,328
11/24	at Youngstown State \$	W	20-17	12,500
12/1	William & Mary \$	W	52-38	20,067
12/8	at Georgia Southern \$	L	7-44	13,183

\$ FCS Playoffs

1991

• The Knights host their first Football Bowl Subdivision squad, facing East Carolina at the Citrus Bowl. Linebacker Bobby Spitulski is named to the Associated Press All-America Third Team and is selected in the third round of the National Football League Draft by the Seattle Seahawks.

1991 NCAA FCS (6-5-0) Coach: Gene McDowell

8/31	Troy	W	21-10	18,586
9/7	at James Madison	L	31-49	10,081
9/14	at Valdosta State	W	12-0	6,379
9/21	East Carolina	L	25-47	20,049
9/28	Bethune-Cookman	W	32-6	16,066
10/5	at Arkansas State	W	31-20	18,200
10/12	Samford	L	6-13	12,011
10/26	at Georgia Southern	L	6-20	19,063
11/2	Savannah State	L	31-33	13,188
11/9	at Liberty	W	31-26	2,650
11/16	Millersville	W	52-6	10,027

1992

• UCF President John C. Hitt announces UCF's intention to move to the Football Bowl Subdivision ranks by 1996. UCF makes history as the first college squad to play a Russian team on American soil as it defeats the Moscow Bears of the Russian League of American Football, 42-6, on Oct. 3. During the year, Gene McDowell relinquishes his duties as athletics director to concentrate his efforts on coaching the football team.

1992 NCAA FCS (6-4-0) Coach: Gene McDowell

9/5	Gardner-Webb	W	71-21	10,286
9/12	Bethune-Cookman	W	28-3	12,075
9/19	Troy	L	16-20	7,755
9/26	at Western Illinois	W	35-22	9,764
10/3	Moscow (<i>exhibition</i>)	W	43-6	5,412
10/17	Nicholls State	W	42-18	8,087
10/24	at Western Kentucky	L	36-50	10,589
10/31	at Liberty	L	28-31	8,100
11/7	Buffalo	W	63-21	9,067
11/14	James Madison	W	41-37	6,681
11/21	at Samford	L	13-20	4,987

1993

• UCF wins six of its first seven games, with the only loss coming from Football Bowl Subdivision's East Carolina. The Knights claim three of their final four games to finish the regular season with a 9-2 mark. The squad earns a berth in the playoffs and faces host Youngstown State in the opening round.

1993 NCAA FCS (9-3-0) Coach: Gene McDowell

9/11	Valdosta State	W	35-30	11,033
9/18	at East Carolina	L	17-41	30,867
9/25	McNeese State	W	22-3	10,759
10/2	Yale	W	42-28	23,489
10/9	Samford	W	48-17	8,081
10/16	Western Illinois	W	35-17	12,857
10/23	at Bethune-Cookman	W	34-14	5,500
10/30	at Troy	L	15-29	5,100
11/6	Liberty	W	55-19	8,688
11/13	Buffalo	W	42-7	7,609
11/20	at Louisiana Tech	W	38-16	4,000
11/27	at Youngstown State \$	L	30-56	7,408

\$ FCS Playoffs

1994

• The Knights begin the year as *Sports Illustrated's* pick to win the Football Championship Subdivision title. Due to a rash of injuries on defense, UCF finishes the year 7-4. Kick returner Todd Cleveland garners The Sports Network All-America Second Team honors. Defensive end Greg Jefferson is picked in the third round of the National Football League Draft by the Philadelphia Eagles.

1994 NCAA FCS (7-4-0) Coach: Gene McDowell

9/3	at Maine	W	28-6	6,296
9/10	Valdosta State	L	14-31	22,518
9/17	Bethune-Cookman	W	48-17	22,049
9/24	Western Kentucky	W	59-45	24,326
10/1	at Illinois State	W	27-26	6,550
10/8	at Samford	L	35-36	3,632
10/15	at Louisiana-Monroe	W	33-16	8,123
10/22	Troy	L	38-39	27,003
10/29	at Liberty	W	49-24	6,153
11/12	at East Carolina	L	20-23	25,783
11/19	Buffalo	W	48-0	18,856

1995

• On June 21, UCF receives official word from the NCAA that its bid for reclassification to the Football Bowl Subdivision has been approved and will take effect Sept. 1, 1996. Against a top-notch schedule, UCF goes 6-5. The Knights open the season with a 40-32 victory over fifth-ranked Eastern Kentucky. Freshman Daunte' Culpepper completes 20-of-25 passes for 254 and three scores and earns national player of the week honors. Tailback Marquette Smith is named to the *Football Gazette* All-America Second Team and is drafted in the fifth round by the National Football League's Carolina Panthers.

1995 NCAA FCS (6-5-0) Coach: Gene McDowell

8/31	Eastern Kentucky	W	40-32	13,422
9/9	Carson-Newman	W	35-21	13,413
9/23	at Florida State (#1)	L	14-46	76,600
9/30	at McNeese State	L	7-49	16,921
10/7	Samford	W	41-14	11,333
10/14	Liberty	L	6-7	12,210
10/21	at Hawaii	L	14-45	24,383
10/28	at Louisiana-Monroe	W	34-14	16,808
11/4	Bethune-Cookman	W	38-7	16,002
11/11	Troy	L	17-28	12,312
11/18	Maine	W	37-17	11,119

1996

• The Knights play their inaugural campaign at the Football Bowl Subdivision level and go 5-6. Behind quarterback Daunte Culpepper, UCF finishes the campaign 16th in the nation in passing offense.

1996 NCAA FBS (5-6) Coach: Gene McDowell

8/29	William & Mary (SUN)	W	39-33	18,013
9/7	at South Carolina	L	14-33	76,411
9/14	at New Mexico (SUN)	L	7-17	18,317
9/21	at Ball State	L	10-31	11,475
9/28	at East Carolina	L	7-28	34,121
10/12	Samford	W	38-6	12,122
10/19	Louisiana-Monroe	L	38-39	16,293
10/26	at Georgia Tech (SUN)	L	20-27	43,610
11/2	Illinois State	W	42-15	17,639
11/9	at UAB	W	35-13	12,500
11/16	Bowling Green	W	27-19	14,112

1997

• UCF faces a tough schedule that includes four squads from the SEC and national champion Nebraska. UCF garners national attention after leading Nebraska by three points at halftime before falling to the host Cornhuskers. A record crowd of 41,827 turns out for UCF's home-opening victory over Idaho. Quarterback Daunte Culpepper sets 15 school records. He is a finalist for the Davey O'Brien National Quarterback Award, a semifinalist for the *Football News* Offensive Player of the Year and is named to the American Football Coaches Association Good Works Team. Tailback Dwight Collins, who is deaf, receives Disney's Wide World of Sports Spirit Award for being the nation's most courageous student-athlete. Running backs coach Alan Gooch is named the assistant coach of the year by the American Football Coaches Association for his work with Collins. Following the season, Gene McDowell resigns as head coach and is replaced by longtime offensive coordinator Mike Kruczek.

1997 NCAA FBS (5-6) Coach: Gene McDowell

8/30	at Mississippi	L	23-24 (OT)	28,216
9/6	at South Carolina (SUN)	L	31-33	81,908
9/13	at Nebraska (#6)	L	24-38	75,327
9/20	Idaho (SUN)	W	41-10	41,827
9/27	at Auburn (#8) (SUN)	L	14-41	82,109
10/4	at Kent State	W	59-43	10,584
10/11	Samford	W	52-7	22,016
10/25	at Mississippi State (SUN)	L	28-35	28,621
11/1	at Louisiana-Monroe	L	41-45	15,936
11/15	Eastern Michigan	W	27-10	39,433
11/22	Toledo	W	34-17	15,062

1998

• Quarterback Daunte Culpepper earns preseason All-America honors from several outlets, including *Sports Illustrated* and *The Sporting News*. UCF makes its first national television appearance when ESPN televises its game at Purdue. The Knights finish the campaign 9-2. Culpepper breaks Steve Young's 1983 single-season completion percentage record of 71.3 by completing 73.6 percent of his passes. He becomes only the third player in school history to pass for more than 10,000 yards and rush for more than 1,000 yards in a career. Culpepper concludes the year with more than 30 school records to his credit. The signal caller finishes sixth in the balloting for the Heisman Trophy and is named national co-player of the year by The Sports Network. Culpepper becomes UCF's first National Football League first-round draft pick as the Minnesota Vikings select him 11th overall. Cornerback Paul Miranda is taken in the fourth round by the Indianapolis Colts.

1998 NCAA FBS (9-2) Coach: Mike Kruczek

9/5	at Louisiana Tech (SUN)	W	64-30	23,677
9/12	Eastern Illinois	W	48-0	35,219
9/19	at Purdue (ESPN)	L	7-35	53,469
9/26	at Bowling Green (FSN)	W	38-31	15,824
10/4	at Toledo (SUN)	W	31-24	20,008
10/10	Northern Illinois	W	38-17	30,415
10/24	at Louisiana (SUN)	W	42-10	10,124
10/31	Youngstown State	W	44-32	21,251
11/7	at Auburn (SUN)	L	6-10	80,743
11/14	Ball State	W	37-14	31,412
11/21	New Mexico	W	38-6	19,025

1999

• UCF starts the campaign with the toughest September schedule in the nation, facing four bowl winners from the previous year. All four teams enter the games with the Knights ranked in the top 25. UCF hosts a top-25 foe for the first time, playing No. 22 Purdue in front of 40,112 fans at the Citrus Bowl. Wideout Charles Lee is drafted in the seventh round by the National Football League's Green Bay Packers.

1999 NCAA FBS (4-7) Coach: Mike Kruczek

9/4	Purdue (#22) (ESPN R)	L	13-47	40,112
9/11	at Florida (#4) (SUN)	L	27-58	85,346
9/18	at Georgia Tech (#12)	L	10-41	45,355
9/25	at Georgia (#11) (SUN)	L	23-24	86,117
10/2	Eastern Illinois	W	31-21	18,864
10/16	Nicholls State	W	28-0	13,875
10/23	Louisiana Tech	L	35-46	16,535
10/30	Eastern Michigan	W	31-6	27,845

11/6	at Auburn (SUN)	L	10-28	75,804
11/13	at Middle Tennessee	W	39-14	10,751
11/20	Bowling Green	L	30-33 (OT)	14,299

2000

• The Knights record one of the biggest victories in school history by defeating traditional power Alabama, 40-38, in Tuscaloosa. Javier Beorlegui gives UCF the win with a 37-yard field goal with three seconds remaining to spoil the Crimson Tide's homecoming game. A school record 50,220 fans watch the Knights host No. 8 Virginia Tech.

2000 NCAA FBS (7-4) Coach: Mike Kruczek

9/2	at Georgia Tech	L	17-21	40,993
9/9	Northwestern State	W	19-7	19,003
9/16	at Akron	L	24-35	12,964
9/23	William & Mary	W	52-7	23,164
9/30	at Eastern Michigan (SUN)	W	31-10	10,238
10/7	at Northern Illinois (SUN)	L	20-40	18,148
10/14	Eastern Kentucky	W	34-3	18,908
10/21	Louisiana-Monroe	W	55-0	25,093
10/28	at Alabama	W	40-38	83,818
11/4	at Louisiana Tech (SUN)	W	20-16	12,532
11/11	Virginia Tech (#8) (SUN)	L	21-44	50,220

2001

• The biggest news for UCF comes off of the field when the school finally finds a conference home. On Nov. 1, UCF signs an agreement to enter the Mid-American Conference for football in 2002. On the field, offensive lineman Steve Edwards and defensive lineman Elton Patterson earn *Football News* All-America honorable-mention honors. Following the year, defensive back Travis Fisher is drafted in the second round by the St. Louis Rams.

2001 NCAA FBS (6-5) Coach: Mike Kruczek

9/1	at Clemson (#19)	L	13-21	75,000
9/8	at Syracuse (ESPN R)	L	10-21	35,938
9/22	at Tulane (SUN)	W	36-29	17,497
9/29	at Virginia Tech (#8) (SUN)	L	14-46	53,662
10/6	UAB (SUN)	W	24-7	30,820
10/13	Liberty	W	63-0	17,103
10/20	Louisiana-Monroe	W	38-6	23,001
10/27	at Utah State (SUN)	L	27-30	16,135
11/3	Akron	W	57-17	15,779
11/10	at Arkansas	L	20-27	61,527
11/24	Louisiana	W	31-0	12,264

2002

• UCF plays its first season as a member of the Mid-American Conference and finishes second in the East Division with a 6-2 league mark. Three Knights earn All-MAC First Team honors. Wideout Doug Gabriel becomes the first player from UCF to play in the Senior Bowl. Four Knights are selected in the NFL Draft: cornerback Asante Samuel (New England, fourth round), Gabriel (Oakland, fifth round), offensive lineman Mike Mabry (Baltimore, seventh round) and defensive lineman Elton Patterson (Cincinnati, seventh round). Offensive lineman Taylor Robertson is tabbed by Calgary with the 13th selection in the CFL Draft.

2002 NCAA FBS (7-5, 6-2) Coach: Mike Kruczek

8/31	at Penn State (#24) (ESPN)	L	24-27	103,029
9/7	at Arizona State (SUN)	L	12-46	43,401
9/20	at Marshall* (ESPN2)	L	21-26	32,900
9/28	Liberty	W	48-17	21,137
10/12	at Western Michigan* (SUN)	W	31-27	21,505
10/19	Toledo* (SUN)	L	24-27	18,812
10/26	Akron *	W	28-17	19,799
11/2	Syracuse (SUN)	L	35-38	24,043
11/9	at Buffalo *	W	45-21	6,923
11/16	Kent State *	W	32-6	7,354
11/23	at Miami (Ohio) * (SUN)	W	48-31	7,962
11/30	Ohio *	W	42-32	12,462

* MAC game

2003

• UCF's football program moves into its new home as the state-of-the-art Wayne Densch Sports Center opens just 16 months after construction began. The school accepts an invitation into Conference USA for all sports. The Knights will end their brief football affiliation with the Mid-American Conference after 2004. The year serves as the 25th season of UCF football. After a 3-7 start, head coach Mike Kruczek is relieved of his duties and longtime assistant Alan Gooch is promoted to interim head coach for the final two games. Gooch makes his coaching debut when the Knights play Marshall on ESPN2 in Orlando. The contest serves as UCF's first nationally-televised home game. Following the season, George O'Leary is selected as UCF's new head coach. Tight end Michael Gaines is taken in the seventh round of the National Football League Draft by the Carolina Panthers.

2003 NCAA FBS (3-9, 2-6) Coaches: Mike Kruczek (first 10 games), Alan Gooch (last two games)

8/31	at Va. Tech (#9) (ESPN)	L	28-49	65,115
9/13	Florida Atlantic	W	33-29	26,901
9/20	at Syracuse (ESPN R)	L	14-38	35,103
9/27	at Kent State * (SUN)	L	16-36	6,728
10/4	Buffalo *	W	19-10	22,657
10/11	at Ohio * (ESPN R)	L	0-28	21,109
10/18	at Akron *	L	24-38	8,113
10/25	Central Michigan *	W	31-13	20,523
11/1	at West Virginia (SUN)	L	18-36	42,712
11/8	at Eastern Michigan * (SUN)	L	13-19	5,150
11/19	Marshall (ESPN2) *	L	7-21	18,141
11/28	Miami (Ohio) (#15) *	L	21-56	12,902

* MAC Game

2004

• After missing the team's first game of the season, new head coach George O'Leary makes his UCF debut as the Knights host 10th-ranked West Virginia at the Citrus Bowl. The Knights open the campaign with one of the nation's toughest schedules, traveling to face Wisconsin and Penn State and hosting West Virginia.

2004 NCAA FBS (0-11, 0-8) Coach: George O'Leary

9/4	at Wisconsin (#21) (ESPN)	L	6-34	82,116
9/11	West Virginia (#10)	L	20-45	32,224
9/18	at Penn State (ESPN R)	L	13-37	101,715
10/2	at Buffalo *	L	20-48	12,173
10/9	Northern Illinois *	L	28-30	16,555
10/16	Akron *	L	21-26	18,401
10/23	at Miami (Ohio) *	L	7-43	8,012
10/30	at Marshall * (ESPN R)	L	3-20	23,122
11/6	Ohio *	L	16-17 (OT)	20,498
11/13	at Ball State *	L	17-21	5,309
11/23	Kent State *	L	24-41	12,083

* MAC Game

2005

• The Knights win their inaugural Conference USA contest, recording a 23-13 win over visiting Marshall. The victory snaps a 17-game losing streak for the Knights. The team goes on to win eight contests, including seven in league play, during the regular season. UCF hosts the inaugural C-USA Championship Game, which is played in front of a school-record 51,978 fans at the Citrus Bowl. Despite falling to Tulsa in the title game, UCF earns an invitation to the Sheraton Hawai'i Bowl, marking the first bowl game in program history. The Knights post one of the top turnarounds in college football history, going 8-5 after an 0-11 campaign in 2004. Head coach George O'Leary is named the C-USA Coach of the Year, in addition to garnering national coach of the year honors from CBSsports.com and SportsIllustrated.com. Tailback Kevin Smith garners the C-USA Freshman of the Year award. Wideout Brandon Marshall is selected in the fourth round of the National Football League Draft by the Denver Broncos. During the year, the UCF Board of Trustees approves a financing plan for an on-campus stadium that will open in 2007.

2005 NCAA FBS (8-5, 7-1) Coach: George O'Leary

9/1	at South Carolina (ESPN)	L	15-24	82,753
9/17	at USF (FSN FL)	L	14-31	45,139
9/24	Marshall *	W	23-13	22,217
10/1	at Louisiana	W	24-21	18,262
10/8	Memphis *	W	38-17	20,562

10/15	at Southern Miss *	L	31-52	28,366
10/21	Tulane *	W	34-24	15,009
10/29	at East Carolina *	W	30-20	34,410
11/5	Houston (i NET) *	W	31-29	32,635
11/12	at UAB (CBS C) *	W	27-21	12,199
11/19	at Rice *	W	31-28	8,267
12/3	Tulsa @ (ESPN)	L	27-44	51,978
12/24	vs. Nevada ^ (ESPN)	L	48-49 (OT)	16,134

* Conference USA Game

@ Conference USA Championship Game

^ Sheraton Hawai'i Bowl

2006

• Prior to the season, Bright House Networks acquires the naming rights to the new stadium. UCF closes out its long tenure at the Citrus Bowl on Nov. 25, with a 31-22 Conference USA win over UAB. After a record-breaking season in which he recorded a school-best 90 receptions, wide receiver Mike Sims-Walker is selected by the Jacksonville Jaguars in the third round of the NFL Draft. Offensive lineman Cedric Gagne-Marcoux is picked eighth overall by the Hamilton Tiger-Cats in the Canadian Football League Draft.

2006 NCAA FBS (4-8, 3-5) Coach: George O'Leary

9/2	Villanova	W	35-16	29,398
9/9	at Florida (#7) (SUN)	L	0-42	90,210
9/16	USF (CBS C)	L	17-24	46,708
9/26	Southern Miss * (ESPN2)	L	14-19	23,540
10/4	at Marshall * (ESPN2)	W	23-22	27,572
10/13	Pitt (ESPN)	L	7-52	35,858
10/21	Rice *	L	29-40	30,307
10/28	at Houston * (CBS C)	L	31-51	13,242
11/4	East Carolina * (CBS C)	L	10-23	31,414
11/11	at Memphis * (CBS C)	W	26-24	20,611
11/18	at Tulane *	L	9-10	15,341
11/25	UAB * (CSS)	W	31-22	23,755

* Conference USA Game

2007

• The Knights play on campus for the first time, hosting No. 6 Texas in the inaugural game at Bright House Networks Stadium in front of 45,622 fans. The Knights complete the regular season with six-straight wins en route to defeating Tulsa in the C-USA Championship Game, earning a spot in the AutoZone Liberty Bowl. During the campaign, tailback Kevin Smith posts one of the finest seasons in NCAA history. He rushes for 2,567 yards, which ranks second all-time behind only Barry Sanders. Smith is the C-USA Co-Player of the Year and becomes the first player in UCF history to earn consensus All-America honors. Head coach George O'Leary is named the C-USA Coach of the Year and DL Keith Shologan is named to the ESPN The Magazine Academic All-America First Team. The Detroit Lions take Smith in the third round of the NFL Draft, while OL Josh Sitton (Green Bay Packers, fourth round) and TE Mike Merritt (Kansas City Chiefs, seventh round) are also selected. Shologan is picked by the Saskatchewan Roughriders with the fourth overall selection in the CFL Draft.

2007 NCAA FBS (10-4, 7-1) Coach: George O'Leary

9/1	at NC State (ESPN 360)	W	25-23	57,283
9/15	Texas (#6) (ESPN2)	L	32-35	45,622
9/22	Memphis * (CSS)	W	56-20	42,153
9/29	Louisiana	W	37-19	42,646
10/6	at East Carolina * (CBS C)	L	38-52	42,777
10/13	at USF (#5) (ESPNU)	L	12-64	65,948
10/20	Tulsa *	W	44-23	45,510
10/28	at Southern Miss * (ESPN)	W	34-17	27,103
11/3	Marshall * (CSS)	W	47-13	46,103
11/10	at UAB * (CBS C)	W	45-31	12,621
11/17	at SMU *	W	49-20	10,271
11/24	UTEP *	W	36-20	41,967
12/1	Tulsa @ (ESPN)	W	44-25	44,128
12/29	Mississippi State ^ (ESPN)	L	3-10	63,816

* Conference USA Game

@ Conference USA Championship Game

^ AutoZone Liberty Bowl

2008

• The Knights post a 4-8 record and 3-5 mark in league play, but see punt and kickoff returner Joe Burnett become a first-team All-America selection after breaking every major school and C-USA career punt return record. He finishes ranked 19th in NCAA history in career punt return yardage and is taken in the fifth round of the NFL Draft by Pittsburgh.

2008 NCAA FBS (4-8, 3-5) Coach: George O'Leary

8/30	South Carolina State	W	17-0	42,126
9/6	USF (#17) (ESPN2)	L	24-31 (OT)	46,805
9/20	at Boston College (ESPNU)	L	7-34	41,267
9/27	at UTEP * (CBS C)	L	13-58	33,339
10/4	SMU * (CBS C)	W	31-17	43,147
10/11	at Miami (ESPNU)	L	14-20	40,011
10/26	at Tulsa * (#19) (ESPN)	L	19-49	30,000
11/2	East Carolina * (ESPN)	L	10-13 (OT)	40,202
11/8	Southern Miss *	L	6-17	41,652
11/15	at Marshall * (CSS)	W	30-14	24,059
11/22	at Memphis *	W	28-21	18,836
11/29	UAB *	L	0-15	23,644

* Conference USA Game

2009

• The Knights win each of their last six C-USA games to go 8-5 and earn a spot in the St. Petersburg Bowl behind quarterback Brett Hodges who had transferred from Wake Forest for his senior year. The Black and Gold produces its first victory over a ranked team when it tops No. 13/12 Houston, 37-32. Bruce Miller is C-USA's Defensive Player of the Year and Josh Robinson is named a freshman All-American. Torell Troup is taken in the second round of the NFL Draft by the Buffalo Bills.

2009 NCAA FBS (8-5, 6-2) Coach: George O'Leary

9/5	Samford (BHSN)	W	28-24	38,719
9/12	at Southern Miss *	L	19-26	27,456
9/19	Buffalo (BHSN)	W	23-17	35,121
9/26	at East Carolina * (BHSN)	L	14-19	43,210
10/3	Memphis * (BHSN)	W	32-14	40,408
10/17	Miami (#9) (CBS C)	L	7-27	48,453
10/24	at Rice *	W	49-7	10,196
11/1	Marshall * (ESPN)	W	21-20	35,676
11/7	at Texas (#2) (FSN)	L	3-35	101,003
11/14	Houston * (#13/12) (CBS C)	W	37-32	36,776
11/21	Tulane * (BHSN)	W	49-0	31,390
11/28	at UAB *	W	34-27	13,381
12/19	vs. Rutgers ^ (ESPN)	L	24-45	29,763

* Conference USA Game

^ St. Petersburg Bowl

2010

• UCF's trophy case fills up due to the Knights having one of their most successful seasons in school history. The Black and Gold wins the Conference USA Championship while Bruce Miller is the C-USA Defensive Player of the Year, Jeff Godfrey earns the C-USA Freshman of the Year award and George O'Leary picks up another C-USA Coach of the Year honor. The season culminates in a 10-6 win over Georgia in the AutoZone Liberty Bowl, UCF's first bowl game victory. During the season, the Knights receive their first national ranking, placing No. 23 in the *USA Today* Top 25 and No. 25 in the Associated Press Poll Nov. 7. UCF eventually finishes No. 20 and No. 21, respectively. On NFL Draft day, Jah Reid is selected by the Baltimore Ravens in the third round, and Miller hears his name called in the seventh round by the San Francisco 49ers.

2010 NCAA FBS (11-3, 7-1) Coach: George O'Leary

9/4	South Dakota	W	38-7	34,373
9/11	NC State (CBS C)	L	21-28	43,020
9/18	at Buffalo (BHSN)	W	24-10	14,312
9/25	at Kansas State (FSN)	L	13-17	50,586
10/6	UAB * (ESPN)	W	42-7	40,281
10/13	at Marshall * (ESPN)	W	35-14	23,601
10/23	Rice * (BHSN)	W	41-14	38,151
10/30	East Carolina * (BHSN)	W	49-35	40,073
11/5	at Houston * (ESPN2)	W	40-33	32,008
11/13	Southern Miss * (CBS C)	L	21-31	40,358

11/20	at Tulane *	W	61-14	19,069
11/27	at Memphis * (CSS/BHSN)	W	37-17	14,992
12/4	SMU @ (ESPN2)	W	17-7	41,045
12/31	vs. Georgia ^ (ESPN)	W	10-6	51,231

* Conference USA Game

@ Conference USA Championship Game

^ AutoZone Liberty Bowl

2011

• With a 5-1 record at home, UCF closes out 2011 with a 5-7 overall mark while going 3-5 in Conference USA. Of its seven losses, six come by seven points or less. The Knights have six selections to the C-USA All-Freshman Team, the most by any school since 2008. That is highlighted by kick returner Rannell Hall who is the lone freshman in the entire league to grab a spot on the All-C-USA First Team. After the season, Josh Robinson is taken by Minnesota in the NFL Draft's third round, and the Knights accept an invitation to join the BIG EAST Conference (American Athletic Conference created in 2013) Dec. 7 and conduct an official press conference one day later at Bright House Networks Stadium. UCF is slated to begin play in the league during the 2013-14 academic year.

2011 NCAA FBS (5-7, 3-5) Coach: George O'Leary

9/3	Charleston So. (BHSN)	W	62-0	39,752
9/10	Boston College (CBS SN)	W	30-3	45,671
9/17	at FIU (ESPN3)	L	10-17	20,205
9/23	at BYU (ESPN)	L	17-24	59,874
10/8	Marshall * (BHSN)	W	16-6	24,750
10/15	at SMU * (FSN)	L	17-38	22,932
10/20	at UAB * (CSS)	L	24-26	8,872
10/29	Memphis * (BHSN)	W	41-0	37,683
11/3	Tulsa * (CBS SN)	L	17-24	36,712
11/12	at USM * (#25/23) (CBS SN)	L	29-30	32,925
11/19	at East Carolina * (FSN)	L	31-38	50,277
11/25	UTEP * (CBS SN)	W	31-14	21,127

* Conference USA Game

2012

• In its eighth and final season in C-USA, UCF earns its fourth division title and second-straight bowl victory when it takes down Ball State in the Beef 'O' Brady's Bowl for a 10-4 overall record. The Knights lead the league with six players on the All-C-USA First Team, while the seniors set the school mark with 34 victories from 2009-12. Kick returner Quincy McDuffie receives his second-career All-America honor, and is voted as the C-USA Special Teams Player of the Year, while safety Kemal Ishmael is the C-USA Defensive Player of the Year. Latavius Murray's name is called in the sixth round by Oakland in the NFL Draft, and Ishmael is taken by Atlanta in the seventh round.

2012 NCAA FBS (10-4, 7-1) Coach: George O'Leary

8/30	at Akron (ESPN3)	W	56-14	12,616
9/8	at Ohio State (#14) (ESPN2)	L		16-31
104,745				
9/15	FIU (CSS)	W	33-20	40,478
9/29	Missouri (FSN)	L	16-21	35,835
10/4	East Carolina * (CBS SN)	W	40-20	32,181
10/13	Southern Miss * (CBS SN)	W		38-31
(2OT)			34,514	
10/20	at Memphis * (CSS)	W	35-17	22,106
10/27	at Marshall * (CBS SN)	W	54-17	22,563
11/3	SMU * (CBS SN)	W	42-17	36,036
11/10	at UTEP * (FOX College)	W	31-24	25,483
11/17	at Tulsa * (FSN)	L	21-23	19,725
11/24	UAB * (FSN)	W	49-24	28,602
12/1	at Tulsa @ (ESPN2)	L	27-33 (OT)	17,635
12/21	vs. Ball State ^ (ESPN)	W	38-17	21,759

* Conference USA Game

@ Conference USA Championship Game

^ Beef 'O' Brady's Bowl

2013

• UCF introduces itself to the American Athletic Conference by going undefeated (8-0) in league play to claim the conference's inaugural title. Earning a berth in the Tostitos Fiesta Bowl, the Knights ignore their role as the underdog and topple Baylor to finish 12-1 on the season, one in which included seven victories by seven points or less. The "Year of Firsts" was highlighted by: first wins over Big Ten and Big 12 teams, first top-15 ranking, first top-10 ranking (finished No. 10 in the AP Poll), first BCS bowl berth and victory, first 12-win season, first time going undefeated on the road and first two victories over top-10 teams. Head coach George O'Leary picks up The American's Coach of the Year award and quarterback Blake Bortles receives The American's Offensive Player of the Year honors. In all, six Knights are named to The American's First Team. Bortles and running back Storm Johnson declare for the NFL Draft, with Bortles becoming the highest selection in UCF history when he was picked third overall by the Jacksonville Jaguars. Johnson also heard his name called by the Jaguars as he was taken in the seventh round.

2013 NCAA FBS (12-1, 8-0) Coach: George O'Leary

8/29	Akron (ESPN3)	W	38-7	35,115
9/6	at FIU (CBS SN)	W	38-0	15,823
9/14	at Penn State (Big Ten)	W	34-31	92,855
9/28	South Carolina (ABC)	L	25-28	47,605
10/5	at Memphis * (ESPN3)	W	24-17	30,274
10/18	at Louisville * (#8/6) (ESPN)	W	38-35	55,215
10/26	UConn * (ESPN Reg.)	W	62-17	37,924
11/9	Houston * (ESPN2)	W	19-14	44,665
11/16	at Temple * (ESPN Reg.)	W	39-36	20,174
11/21	Rutgers * (ESPN)	W	41-17	41,244
11/29	USF * (ESPN)	W	23-20	45,952
12/7	at SMU * (ESPN)	W	17-13	12,589
1/1	vs. Baylor ^ (#6/5) (ESPN)	W	52-42	65,172

* American Athletic Conference Game

^ Tostitos Fiesta Bowl

2014

• Hoisting the American Athletic Conference trophy for the second straight year, UCF clinched back-to-back titles with a thrilling Hail Mary touchdown on the game's final play at East Carolina for a 7-1 league mark. The season started with the Knights' first international trip, serving as the host institution for the Croke Park Classic in Dublin, Ireland. A total of five Knights received All-AAC First Team status in 2014, including cornerback Jacoby Glenn who was voted as The American Co-Defensive Player of the Year. He also would grab a spot on the Associated Press All-America Second Team. Breshad Perriman hears his name called in the first round (26th pick) of the NFL Draft by Baltimore, while Clayton Geathers is selected by Indianapolis in the fourth round. It marks the first time UCF has had a first-round pick in consecutive seasons. After the draft, nine more Knights sign free-agent deals with NFL organizations.

2014 NCAA FBS (9-4, 7-1) Coach: George O'Leary

8/30	vs. Penn State + (ESPN2)	L	24-26	53,304
9/13	at Missouri (#20/22) (SEC)	L	10-38	60,348
9/20	Bethune-Cookman (ESPN3)	W	41-7	44,510
10/2	at Houston * (ESPN)	W	17-12	26,685
10/9	BYU (ESPN)	W	31-24 (OT)	41,547
10/18	Tulane * (ESPN2)	W	20-13	35,015
10/25	Temple * (CBS SN)	W	34-14	39,554
11/1	at UConn * (CBS SN)	L	29-37	28,751
11/14	Tulsa * (ESPN2)	W	31-7	35,323
11/22	SMU * (ESPN2)	W	53-7	30,920
11/28	at USF * (ESPN2)	W	16-0	36,963
12/4	at East Carolina * (ESPN)	W	32-30	41,259
12/26	vs. NC State ^ (ESPN)	L	27-34	26,675

* American Athletic Conference Game

+ Croke Park Classic, Dublin, Ireland

^ Bitcoin St. Petersburg Bowl

2015

• In his 12th season at the helm of the UCF program George O'Leary announces his retirement on Oct. 25. He finishes with an 81-68 overall record with the Black and Gold. Quarterbacks coach Danny Barrett takes over as the interim head coach for the final four games of 2015. During the year, UCF has 21 former Knights appear on NFL rosters with a total of 20 players ending the regular season with NFL clubs. UCF leads all Group of Five schools, and ranks ahead of 25 Power Five schools, with the most players on NFL rosters.

2015 NCAA FBS (0-12, 0-8) Coaches: George O'Leary (first eight games), Danny Barrett (last four games)

9/3	FIU (CBS SN)	L	14-15	39,184
9/12	at Stanford (FS1)	L	7-31	50,420
9/19	Furman (ESPN3)	L	15-16	36,484
9/26	at South Carolina (ESPN2)	L	14-31	78,411
10/3	at Tulane * (ESPN2)	L	31-45	20,024
10/10	UConn * (ESPN2)	L	13-40	26,669
10/17	at Temple * (CBS SN)	L	14-30	31,372
10/24	Houston * (#21/22) (ESPN2)	L	10-59	28,350
10/31	at Cincinnati * (ESPN2)	L	7-52	30,131
11/7	at Tulsa * (ESPN2)	L	30-45	16,128
11/19	East Carolina * (ESPN)	L	7-44	23,734
11/26	USF * (ESPN)	L	3-44	25,967

* American Athletic Conference Game

2016

• The first year of the Scott Frost era at UCF saw the former Oregon offensive coordinator take the Knights from 0-12 to a bowl game, finishing 6-7 on the year. One of the top turnarounds in the nation, Frost's Knights were the first team to go from winless to a bowl game since UCF did it from 2004 to 2005. Linebacker Shaquem Griffin burst onto the scene in Frost's defensive system, earning First Team All-Conference and American Athletic Conference Defensive Player of the Year honors. Four Knights were honored by The American in all as Shaquill Griffin and Jamiyus Pittman earned Second Team honors and Drico Johnson was named an Honorable Mention. Shaquill went on to be selected in the third round of the NFL Draft, while five members of the UCF defensive back field signed NFL contracts (Johnson, D.J. Killings, T.J. Mutcherson, Jeremy Boykins).

2016 NCAA FBS (6-7, 4-4) Coach: Scott Frost

9/3	South Carolina State (ESPN3)	W	38-0	36,260
9/10	at Michigan (ABC)	L	14-51	109,295
9/17	Maryland (CBS SN)	L	24-30 (OT)	43,197
9/24	at FIU (beIN)	W	53-14	18,524
10/1	at East Carolina * (CBS SN)	W	47-29	46,042
10/15	Temple * (ESPN2)	L	25-26	38,299
10/22	at UConn * (ESPN2)	W	24-16	28,008
10/29	at Houston * (#24) (ESPN2)	L	24-31	35,846
11/5	Tulane * (ESPN3)	W	37-6	31,571
11/12	Cincinnati * (ESPN2)	W	24-3	30,346
11/19	Tulsa * (ESPN2)	L	20-35	35,141
11/26	at USF * (CBS SN)	L	31-48	36,056
12/17	vs. Arkansas State ^ (CBS SN)	L	13-31	27,213

* American Athletic Conference Game

^ AutoNation Cure Bowl

2017

• The Knights went undefeated in 2017, winning the American Athletic Conference East Division, their third American Athletic Conference Championship, the 2018 Chick-fil-A Peach Bowl, and claiming a National Championship. UCF finished the season ranked sixth in the Associated Press Poll and seventh in the Coaches Poll, receiving four first place votes in the AP Poll. The Knights were ranked number one in the nation by the Colley Matrix, an NCAA National Champion Major Selector. McKenzie Milton burst onto the scene, earning American Athletic Conference Offensive Player of the Year and Archie Griffin National Player of the Year honors, while finishing eighth in the Heisman voting. A record in The American, 16 players were named all-conference, including nine first teamers. The Knights had four All-Americans in Milton, Shaquem Griffin, Mike Hughes and Tre'Quan Smith. Hughes became the fourth Knight to be selected in the first round of the NFL Draft, while Smith and Jordan Akins went in the third round and Griffin heard his name called in the fifth.

2017 NCAA FBS (13-0, 8-0) Coach: Scott Frost

8/31	FIU (CBS SN)	W	61-17	38,063
9/23	at Maryland (FS1)	W	38-10	33,280
9/30	Memphis * (ESPN2)	W	40-13	34,022
10/7	at Cincinnati * (ESPN2)	W	51-23	27,253
10/14	ECU * (CBS SN)	W	63-21	40,287
10/21	at Navy * (CBS SN)	W	31-21	35,277
10/28	Austin Peay (ESPN3)	W	73-33	27,606
11/4	at SMU * (ESPN2)	W	31-24	24,445
11/11	UConn * (ESPN2)	W	49-24	29,384
11/18	at Temple * (ESPN2)	W	45-19	25,877
11/24	USF * (#22/19) (ABC)	W	49-42	47,129
12/2	Memphis @ (#16/14) (ABC)	W	62-55 (OT)	41,433
1/1	vs. Auburn ^ (#7/8) (ESPN)	W	34-27	71,109

* American Athletic Conference Game

@ American Athletic Conference Championship Game

^ Chick-fil-A Peach Bowl

2018

• The first season under head coach Josh Heupel was another success for the UCF football program. The Knights finished the 2018 regular season undefeated for the second straight year, advancing to the American Athletic Conference Championship and winning their second straight league title. Heupel became one of just three coaches to have gone undefeated in their first season as a head coach, joining Chris Peterson (Boise State, 2003) and Larry Coaker (Miami, 2001). The Knights extended their program-record winning streak to 25 games before falling to LSU in the Fiesta Bowl. It was the longest streak in the nation at the time and the fourth longest win streak in FBS since the year 2000. The rushing attack for UCF was one of the best in the nation in 2018. Led by Greg McCrae, who went for 1,182 yards on the ground, rushing for a school record and second-best in the nation 8.9 yards per carry. The Knights set new program bests of 3,448 rushing yards, 265.2 rushing yards per game, 43 rushing touchdowns and a team average of 5.8 yards per carry. McKenzie Milton led a conference record 17 all-conference honors, earning AAC Offensive Player of the Year honors for the second straight season. He also finished sixth in the Heisman Trophy voting despite missing the final two games of the season due to injury.

2018 NCAA FBS (12-1, 8-0) Coach: Josh Heupel

8/30	at UConn * (ESPN2)	W	56-17	23,081
9/8	South Carolina State (ESPN3)	W	38-0	43,269
9/21	FAU (ESPN)	W	56-36	44,257
9/29	Pittsburgh (ESPN2)	W	45-14	44,904
10/6	SMU * (ESPN2)	W	48-20	40,856
10/13	at Memphis * (ABC/ESPN2)	W	31-30	38,831
10/20	at ECU * (ESPN2)	W	37-10	31,159
11/1	Temple * (ESPN)	W	52-40	41,153
11/10	Navy * (ESPN2)	W	35-24	44,738
11/17	Cincinnati * (#19) (ABC)	W	38-13	47,795
11/23	at S. Florida * (ESPN)	W	38-10	57,626
12/1	Memphis @ (ABC)	W	56-41	45,176
1/1	vs. LSU ^ (#11) (ESPN)	L	40-32	57,246

* American Athletic Conference Game

@ American Athletic Conference Championship Game

^ PlayStation Fiesta Bowl

2019

• In Josh Heupel's second season, UCF recorded its third straight 10-win season and earned its fourth consecutive bowl berth, a first in program history. The Knights finished 10-3 with all three losses coming on the road by a total of seven points. UCF was undefeated at home for the third straight year, extending its nation-leading home win streak to 21 games. The Knights' total offense of 540.5 yards per game ranked second in the nation and set a new school record. Finishing 24th in both the AP and Coaches polls, it marked the third straight season and fifth time this decade UCF finished ranked in the top 25. UCF put 12 players on the American Athletic Conference All-Conference Teams, which included Gabriel Davis, Jake Brown and Richie Grant earning first-team honors. Davis also became the Knights' 42nd NFL Draft pick, going to the Buffalo Bills in the fourth round.

2019 NCAA FBS (10-3, 6-2) Coach: Josh Heupel

8/29	Florida A&M (CBSSN)	W	62-0	44,073
9/7	at FAU (CBSSN)	W	48-14	30,811
9/14	Stanford (ESPN)	W	45-27	45,008
9/21	at Pittsburgh (ABC/ESPN2)	L	35-34	42,056
9/28	UConn * (ESPN2)	W	56-21	44,164
10/4	at Cincinnati * (ESPN)	L	27-24	40,121
10/19	ECU * (CBSSN)	W	41-28	42,906
10/26	at Temple * (ESPN2)	W	63-21	29,949
11/2	Houston * (ESPN2)	W	44-29	41,361
11/8	at Tulsa * (ESPN2)	L	34-31	16,331
11/23	at Tulane * (CBSSN)	W	34-31	21,032
11/29	South Florida * (ESPN)	W	34-7	45,216
12/23	vs. Marshall ^ (ESPN)	W	48-25	33,539

* American Athletic Conference Game

^ Bad Boy Mowers Gasparilla Bowl

2020

• In a season shortened due to the COVID-19 pandemic, UCF went 6-3 in the regular season with wins over Georgia Tech, Houston, and rival South Florida. The Knights earned their fifth consecutive bowl berth, a program record, playing in the Boca Raton Bowl. UCF ranked second in the nation with a new program record of 568.1 yards of offense per game. The defense also led the nation with 13 fumble recoveries. Nine Knights earned All-AAC honors, including Richie Grant, who was a unanimous selection and a first-team honoree for the third straight season. Grant was also a finalist for the Jim Thorpe Award and along with Marlon Williams earned honorable mention All-America accolades from Phil Steele. Williams was also named a third-team All-American by Pro Football Focus. Matthew Lee received freshman All-American honors from The Athletic. Following the season, a program-record five players were selected in the NFL Draft, as Grant went in the second round, Aaron Robinson was picked in the third, Jacob Harris was selected in the fourth, Tay Gowan went in the sixth, and Tre Nixon was picked up in the seventh round.

2020 NCAA FBS (6-4, 5-3) Coach: Josh Heupel

9/19	at Georgia Tech (ABC)	W	49-21	11,000
9/26	at ECU * (ABC)	W	51-28	350
10/3	Tulsa * (ESPN2)	L	34-26	8,874
10/17	at Memphis * (ABC)	L	50-49	10,554
10/24	Tulane * (ESPN2)	W	51-34	9,148
10/31	at Houston * (ESPN+)	W	44-21	8,630
11/14	Temple * (ESPN2)	W	38-13	8,768
11/21	Cincinnati * (#7) (ESPN)	L	36-33	10,668
11/27	at South Florida * (ESPN)	W	58-46	8,801
12/22	vs. BYU ^ (#13) (ESPN)	L	49-23	6,000

* American Athletic Conference Game

^ Roofclaim.com Boca Raton Bowl

% Attendance reduced at all stadiums due to COVID-19 pandemic

2021

• In head coach Gus Malzahn's first season at the helm, UCF finished 9-4 with a perfect 7-0 record at home, going 30-2 since 2017. The Knights earned their sixth consecutive bowl berth, defeating Florida in the Union Home Mortgage Gasparilla Bowl. The Knights ranked first in the country in fourth down conversion percentage converting 84.6% of its tries on fourth down. Individually, safety Quadric Bullard ranked third in the country with three fumble recoveries and receiver Ryan O'Keefe ranked first in the American in receptions per game with 6.5. Seven Knights received All-AAC honors at the end of the season, including defensive end Big Kat Bryant who was named All-AAC first team and received AAC Defensive Lineman and Newcomer of the Year nods by Pro Football Network. Following the season, defensive tackle Kalia Davis was selected in the 6th round of the 2022 NFL Draft with the 220th pick.

2021 NCAA FBS (9-4, 5-3) Coach: Gus Malzahn

9/2	Boise State (ESPN)	W	36-31	43,928
9/11	Bethune-Cookman (ESPN+)	W	63-14	38,443
9/17	at Louisville (ESPN)	L	42-35	39,022
10/2	at Navy (CBSSN)	L	34-30	30,871
10/9	East Carolina * (ESPN+)	W	20-16	41,649
10/16	at Cincinnati * (#3/4) (ABC)	L	56-21	37,978
10/22	Memphis * (ESPN2)	W	24-7	39,328
10/30	at Temple * (ESPN+)	W	49-7	19,595
11/6	Tulane * (ESPNU)	W	14-10	41,030
11/13	at SMU * (ESPNU)	L	55-28	23,175
11/20	UConn (ESPN+)	W	49-17	37,454
11/26	South Florida * (ESPN)	W	17-13	41,157
12/23	Florida ^ (ESPN)	W	29-17	63,669

* American Athletic Conference Game

^ Union Home Mortgage Gasparilla Bowl

2022

• In its final season in the American Athletic Conference, UCF finished as conference runner-ups with a 9-5 season in head coach Gus Malzahn's second year leading the Knights. UCF ranked as high as 22 in the College Football Playoff rankings. UCF finished 6-2 in conference play including wins over 19 and 20th-ranked Cincinnati, 17th-ranked Tulane and South Florida. The Knights capped off the 2022 season with their seventh consecutive bowl appearance, playing in the Military Bowl presented by Peraton. UCF ranked fifth in the country in red zone defense, holding opponents to just a 70.7% conversion rate. On the offense, UCF ranked ninth nationally with 228.4 yards-per-game and ninth in total rushing touchdowns with 35. Running Isaiah Bowser finished the season with 16 rushing touchdowns, enough for second all-time in a season in UCF history. Quarterback John Rhys Plumlee finished with 11 rushing touchdowns, finishing second for most rushing touchdowns by a quarterback in a season for the Knights. After the season, Nine Knights received All-AAC honors including first-team nods for offensive linemen Ryan Swoboda and Lokahi Pauole, defensive linemen Ricky Barber and Tre'mon Morris-Brash and linebacker Jason Johnson. Swoboda was also named to the 247Sports Transfer All-America team. Concluding its time in the American, UCF finished with a combined record of 57-13 (.713), the most wins and best winning percentage of any team.

2022 NCAA FBS (9-5, 6-2) Coach: Gus Malzahn

9/1	South Carolina State (ESPN+)	W	56-10	43,810
9/9	Louisville (ESPN2)	L	20-14	44,412
9/17	at Florida Atlantic (CBSSN)	W	40-14	30,991
9/24	Georgia Tech (ESPNU)	W	27-10	44,220
10/5	SMU * (ESPN2)	W	41-19	27,495
10/13	Temple * (ESPN)	W	70-13	41,729
10/22	at ECU * (ESPNU)	L	34-13	38,245
10/29	Cincinnati * (#20/19) (ESPN)	W	25-21	44,313
11/5	at Memphis * (ESPN2)	W	35-28	28,048
11/12	at Tulane * (#17) (ESPN2)	W	38-31	27,317
11/19	vs Navy * (ESPN2)	L	17-14	44,813
11/26	South Florida * (ESPN2)	W	46-39	32,317
12/3	Tulane * (#18) (ABC)	L	45-28	30,118
12/28	Duke ^ (ESPN)	L	30-13	17,974

* American Athletic Conference Game

^ Military Bowl presented by Peraton

2023

• In its first season in the Big 12 Conference, UCF was the only Big 12 newcomer to make a bowl game in 2023, as the Knights finished with six wins and earned an invitation to play in the Gasparilla Bowl. It marked a program-record eighth consecutive postseason bowl appearance, 11th in the last 12 seasons and the 15th in 19 years. In his third season as UCF head coach, Gus Malzahn has seen his teams qualify for postseason bowl games in all 12 years he has been a head coach, including seven appearances in New Year's Day games. Malzahn is one of four active coaches that has led his team to bowl eligibility in each of the past 12 seasons. UCF ranked fourth nationally in rushing offense (228.2 per game) in 2023, the sixth straight season the Knights have averaged at least 196 rushing yards per game. The Knights ranked fourth nationally in third-down conversion percentage in 2023 (.500) and were also eighth nationally in total offense with 487.0 yards per game, surpassing 500 yards in four games last season. The season was highlighted by a dominant 45-3 victory against No. 15 Oklahoma State at home in UCF's annual Space Game. The Knights recorded their first top-15 win since 2017 when the Knights defeated seventh-ranked Auburn in the Chick-fil-A Peach Bowl and the first top-15 home win since 2009 against No. 13 Houston.

2023 NCAA FBS (6-7, 3-6) Coach: Gus Malzahn


8/31	Kent State	W	56-6	44,088
9/9	at Boise State	W	18-16	36,447
9/16	Villanova	W	48-14	44,206
9/23	at Kansas State*	L	44-31	51,912
9/30	Baylor*	L	36-35	44,005
10/7	at Kansas*	L	51-22	46,107
10/21	at Oklahoma* (#6/7) (ABC)	L	31-29	83,477
10/28	West Virginia*	L	41-28	44,136
11/4	at Cincinnati*	W	28-26	38,193
11/11	Oklahoma State* (#15/17)	W	45-3	44,046
11/18	at Texas Tech*	L	24-23	53,851
11/25	Houston*	W	27-13	43,610
12/22	Georgia Tech^	L	30-17	30,281

* Big 12 Conference Game

^ Union Home Mortgage Gasparilla Bowl

Year	Head Coach	Division	Record	Conference Record	Conference Finish	Postseason
1979	Don Jonas	NCAA III	6-2			
1980	Don Jonas	NCAA III	4-4-1			
1981	Don Jonas	NCAA III	4-6			
1982	Sam Weir !	NCAA II	0-10			
1983	Lou Saban	NCAA II	5-6			
1984	Lou Saban*	NCAA II	1-6			
1984	Jerry Anderson !	NCAA II	1-3			
1985	Gene McDowell	NCAA II	4-7			
1986	Gene McDowell	NCAA II	6-5			
1987	Gene McDowell	NCAA II	9-4			NCAA Division II Playoffs
1988	Gene McDowell	NCAA II	6-5			
1989	Gene McDowell	NCAA II	7-3			
1990	Gene McDowell	FCS	10-4			NCAA FCS Playoffs
1991	Gene McDowell	FCS	6-5			
1992	Gene McDowell	FCS	6-4			
1993	Gene McDowell	FCS	9-3			NCAA FCS Playoffs
1994	Gene McDowell	FCS	7-4			
1995	Gene McDowell	FCS	6-5			
1996	Gene McDowell	FBS	5-6			
1997	Gene McDowell	FBS	5-6			
1998	Mike Kruczek	FBS	9-2			
1999	Mike Kruczek	FBS	4-7			
2000	Mike Kruczek	FBS	7-4			
2001	Mike Kruczek	FBS	6-5			
2002	Mike Kruczek	FBS	7-5	6-2 (MAC)	2nd - East Division	
2003	Mike Kruczek #	FBS	3-7	2-4 (MAC)		
2003	Alan Gooch !	FBS	0-2	0-2 (MAC)	5th - East Division	
2004	George O'Leary	FBS	0-11	0-8 (MAC)	7th - East Division	
2005	George O'Leary	FBS	8-5	7-1 (C-USA)	1st - East Division	Sheraton Hawaii Bowl
2006	George O'Leary	FBS	4-8	3-5 (C-USA)	4th - East Division	
2007	George O'Leary	FBS	10-4	7-1 (C-USA)	1st - East Division \$	AutoZone Liberty Bowl
2008	George O'Leary	FBS	4-8	3-5 (C-USA)	T-4th - East Division	
2009	George O'Leary	FBS	8-5	6-2 (C-USA)	2nd - East Division	St. Petersburg Bowl
2010	George O'Leary	FBS	11-3	7-1 (C-USA)	1st - East Division \$	AutoZone Liberty Bowl
2011	George O'Leary	FBS	5-7	3-5 (C-USA)	T-4th - East Division	
2012	George O'Leary	FBS	10-4	7-1 (C-USA)	T-1st - East Division	Beef 'O' Brady's Bowl
2013	George O'Leary	FBS	12-1	8-0 (American)	1st \$	Tostitos Fiesta Bowl
2014	George O'Leary	FBS	9-4	7-1 (American)	T-1st \$	Bitcoin St. Petersburg Bowl
2015	George O'Leary &	FBS	0-8	0-4 (American)		
2015	Danny Barrett !	FBS	0-4	0-4 (American)	6th - East Division	
2016	Scott Frost	FBS	6-7	4-4 (American)	3rd - East Division	AutoNation Cure Bowl
2017	Scott Frost	FBS	13-0	8-0 (American)	1st - East Division \$	Chick-fil-A Peach Bowl
2018	Josh Heupel	FBS	12-1	8-0 (American)	1st - East Division \$	PlayStation Fiesta Bowl
2019	Josh Heupel	FBS	10-3	6-2 (American)	2nd - East Division	Bad Boy Mowers Gasparilla Bowl
2020	Josh Heupel	FBS	6-4	5-3 (American)	T-3rd	Roofclaim.com Boca Raton Bowl
2021	Gus Malzahn	FBS	9-4	5-3 (American)	T-3rd	Union Home Gasparilla Bowl
2022	Gus Malzahn	FBS	9-5	6-2 (American)	2nd	Military Bowl presented by Peraton
2023	Gus Malzahn	FBS	6-7	3-5 (Big 12)	T-9th	Union Home Gasparilla Bowl
Totals 45 Years			295-233-1			

* Resigned before the season ended
Relieved of coaching duties before season's end
& Retired before the season ended
! Interim coach
\$ Conference champions



Don Jonas
Three Seasons
 1979-81
 Overall: 14-12-1 (.537)
 Home: 11-6-1 (.639)
 Away: 3-6 (.333)



Sam Weir
One Season
 1982
 Overall: 0-10 (.000)
 Home: 0-6 (.000)
 Away: 0-4# (.000)



Lou Saban
One-Plus Seasons
 1983-84
 Overall: 6-12 (.333)
 Home: 3-6 (.333)
 Away: 3-6 (.333)



Jerry Anderson
Four Games
 1984
 Overall: 1-3 (.250)
 Home: 1-1 (.500)
 Away: 0-2 (.000)



Gene McDowell
13 Seasons
 1985-97
 Overall: 86-61 (.585)
 Home: 67-21 (.761)
 Away: 19-40 (.322)



Mike Kruczek
Five-Plus Seasons
 1998-03
 Overall: 36-30 (.545)
 Home: 24-6 (.800)
 Away: 12-24 (.333)



Alan Gooch
Two Games
 2003
 Overall: 0-2 (.000)
 Home: 0-2 (.000)
 Away: 0-0 (.000)



George O'Leary
11-Plus Seasons
 2004-15
 Overall: 81-68 (.544)
 Home: 46-24 (.657)
 Away: 35-44# (.443)



Danny Barrett
Four Games
 2015
 Overall: 0-4 (.000)
 Home: 0-2 (.000)
 Away: 0-2 (.000)



Scott Frost
Two Seasons
 2016-17
 Overall: 19-7 (.731)
 Home: 10-3 (.769)
 Away: 9-4# (.692)



Josh Heupel
Three Seasons
 2018-20
 Overall: 28-8 (.778)
 Home: 16-2 (.889)
 Away: 12-6# (.667)



Gus Malzahn
Fourth Season
 2021-Present
 Overall: 24-16 (.600)
 Home: 16-4 (.800)
 Away: 8-12# (.400)

Totals45 years; 529 games
 Overall: 295-233-1 (.561)
 Home: 194-85-1 (.700)
 Away: 101-143# (.418)
 # neutral site games included



(All-Time Homecoming Record: 26-13)

11/8/80	Albany	L, 27-28	14,022
11/7/81	Hampden-Sydney	W, 17-0	8,391
10/30/82	West Georgia	L, 7-41	9,257
10/1/83	Valdosta State	W, 20-0	12,777
10/27/84	Austin Peay	L, 21-24	12,225
10/26/85	Stephen F. Austin	L, 24-59	11,263
10/25/86	Wofford	L, 28-31	23,760
10/24/87	N.W. Missouri St.	W, 45-3	15,208
10/15/88	S. Conn. St.	W, 24-16	22,439
10/28/89	Liberty	W, 33-30	15,095
11/10/90	Slippery Rock	W, 24-21	16,208
11/2/91	Savannah State	L, 31-33	13,188
11/7/92	Buffalo	W, 63-21	9,067
10/16/93	Western Illinois	W, 35-17	12,857
10/22/94	Troy	L, 38-39	27,003
11/4/95	Bethune-Cookman	W, 38-7	16,002
11/2/96	Illinois State	W, 42-15	17,639
11/15/97	Eastern Michigan	W, 27-10	39,433
11/14/98	Ball State	W, 37-14	31,412
10/30/99	Eastern Michigan	W, 31-6	27,845
10/21/00	ULM	W, 55-0	25,093
10/20/01	ULM	W, 38-6	23,001
10/26/02	Akron	W, 28-17	19,799
10/25/03	Central Michigan	W, 31-13	20,523
11/6/04	Ohio	L, 16-17 (OT)	20,498
11/5/05	Houston	W, 31-29	32,635
11/4/06	East Carolina	L, 10-23	31,414
11/3/07	Marshall	W, 47-13	46,103
11/8/08	Southern Miss	L, 6-17	41,652
11/14/09	Houston	W, 37-32	36,776
10/23/10	Rice	W, 41-14	38,151
10/29/11	Memphis	W, 41-0	37,683
11/3/12	SMU	W, 42-17	36,036
11/9/13	Houston	W, 19-14	44,665
10/25/14	Temple	W, 34-14	39,554
10/17/15	Houston	L, 10-59	28,350
10/15/16	Temple	L, 25-26	38,299
10/14/17	ECU	W, 63-21	40,287
11/10/18	Navy	W, 35-24	44,738
10/19/19	ECU	W, 41-28	42,906
10/24/20	Tulane	W, 51-34	9,148*
11/6/21	Tulane	W, 14-10	23,175
10/29/22	#20/19 Cincinnati	W, 25-21	44,313
10/28/23	West Virginia	L, 28-41	44,136

**attendance capacity reduced due to COVID-19 pandemic*


Spirit Splash

One of the most unique homecoming traditions in the nation, every year the UCF student body rushes into the reflection pond on campus, reaching to the sky for flying rubber ducks that are thrown out into the crowd by football players, coaches, and other important guests at Spirit Splash. The national champion UCF cheerleading team, KnightMoves, Knightro, and plenty of other student-athletes are in attendance to get the crowd going year after year on homecoming weekend.





SERIES HISTORY

AKRON (4-5)

10/6/84	L	26-21
9/27/86*	L	20-17
9/16/00*	L	35-24
11/3/01	W	57-17
10/26/02	W	28-17
10/18/03*	L	38-24
10/16/04	L	26-21
8/30/12* (Thur.)	W	56-14
8/29/13 (Thur.)	W	38-7

ALABAMA (1-0)

10/28/00*	W	40-38
-----------	---	-------

ALABAMA A&M (0-2)

10/17/81*	L	23-15
10/16/82	L	31-10

ALBANY (0-1)

11/8/80	L	28-27
---------	---	-------

ARIZONA STATE (0-1)

9/7/2002*	L	46-13
-----------	---	-------

ARKANSAS (0-1)

11/10/01*	L	27-20
-----------	---	-------

ARKANSAS STATE (1-1)

10/5/91*	W	31-20
12/17/16^	L	31-13

AUBURN (1-3)

9/27/97*	L	41-14
11/7/98*	L	10-6
11/6/99*	L	28-10
1/1/18^ (Mon.)	W	34-27

AUSTIN PEAY (2-1)

10/29/83*	W	10-7
10/27/84	L	24-21
10/28/17	W	73-33

BALL STATE (2-2)

9/21/96*	L	31-10
11/14/98	W	37-14
11/13/04*	L	21-17
12/21/12^ (Fri.)	W	38-17

BAYLOR (1-1)

1/1/14^ (Wed.)	W	52-42
9/30/23	L	35-36

BETHUNE-COOKMAN (12-5)

11/21/81	L	24-20
10/9/82	L	40-21
11/26/83	L	31-22
9/1/84	L	43-22
9/7/85	W	39-37
9/6/86	W	26-14
9/5/87	W	17-9
9/2/88 (Fri.)	W	29-21
9/1/89 (Fri.)	L	23-15
9/15/90*	W	42-9
9/28/91	W	32-6
9/12/92	W	28-3
10/23/93*	W	34-14
9/17/94	W	48-17
11/4/95	W	38-7
9/20/14	W	41-7
9/11/21	W	63-14

BOISE STATE (2-0)

9/2/21	W	36-31
9/9/23*	W	18-16

BOWLING GREEN (2-1)

11/16/96	W	27-17
9/26/98*	W	38-31
11/20/99	L	33-30

BYU (1-2)

9/23/11* (Fri.)	L	24-17
10/9/14 (Thur.)	W	31-24 (OT)
12/22/20^ (Tue.)	L	49-23

BUFFALO (7-1)

11/7/92	W	63-21
11/13/93	W	42-7
11/19/94	W	48-0
11/9/02*	W	45-21
10/4/03	W	19-10
10/2/04*	L	48-20
9/19/09	W	23-17
9/18/10*	W	24-10

CARSON-NEWMAN (2-2)

9/13/80&	FW	30-21
11/6/82	L	36-17
11/5/83*	L	35-14
9/9/95	W	35-21

CATAWBA (1-0)

11/1/80	W	14-12
---------	---	-------

CENTRAL MICHIGAN (1-0)

10/25/03	W	31-13
----------	---	-------

CHARLESTON SOUTHERN (1-0)

9/3/11	W	62-0
--------	---	------

CINCINNATI (5-4)

10/31/15*	L	52-7
11/12/16	W	24-3
10/7/17*	W	51-23
11/17/18	W	38-13
10/4/19* (Fri.)	L	27-24
11/21/20	L	36-33
10/16/21*	L	56-21
10/29/22	W	25-21
11/4/23*	W	28-26

CLEMSON (0-1)

9/1/01*	L	21-13
---------	---	-------

CONN (5-2)

10/26/13	W	62-17
11/1/14*	L	37-29
10/10/15	L	40-13
10/22/16*	W	24-16
11/11/17	W	49-24
8/30/17* (Thur.)	W	56-17
9/28/19	W	56-21

DUKE (0-1)

12/28/22 ^ (Wed.)	L	30-13
-------------------	---	-------

EAST CAROLINA (10-11)

9/21/91	L	47-25
9/18/93*	L	41-17
11/12/94*	L	23-20
9/28/96*	L	28-7
10/29/05*	W	30-20
11/4/06	L	23-10
10/6/07*	L	52-38
11/2/08 (Sun.)	L	13-10 (OT)
9/26/09*	L	19-14
10/30/10	W	49-35
11/19/11*	L	38-31
10/4/12 (Thur.)	W	40-20
12/4/14* (Thur.)	W	32-30
11/19/15 (Thur.)	L	44-7
10/1/16*	W	47-29
10/14/17	W	63-21
10/20/18*	W	37-10
10/19/19	W	41-28
9/26/20*	W	51-28
10/9/21	W	20-16
10/22/22*	L	34-13

EASTERN ILLINOIS (2-0)

9/12/98	W	48-0
10/2/99	W	31-21

EASTERN KENTUCKY (3-7)

11/13/82	L	26-14
10/13/84*	L	37-14
10/19/85	L	28-21
10/18/86*	L	51-24
9/26/87	L	23-16
11/12/88*	L	35-31
11/11/89	W	20-19
9/8/90*	L	24-12
8/31/95 (Thur.)	W	40-32
10/14/00	W	34-7

EASTERN MICHIGAN (3-1)

11/15/97	W	27-10
10/30/99	W	31-6
9/30/00*	W	31-10
11/8/03*	L	19-13

ELIZABETH CITY (1-1)

9/19/81	L	14-9
9/2/83 (Fri.)	W	37-7

ELON (1-0)

9/19/87	W	34-10
---------	---	-------

EMORY & HENRY (1-1)

11/3/79*	L	28-14
11/15/80	W	18-14

EAST TENNESSEE STATE (2-0)

9/24/88*	W	23-17
10/7/89	W	34-0

FLORIDA (1-2)

9/11/99*	L	58-27
9/9/06*	L	42-0
12/23/21^	W	29-17

FLORIDA A&M (1-1)

11/14/87*	L	19-14
8/29/19 (Thu.)	W	62-0

FLORIDA ATLANTIC (4-0)

9/13/03	W	33-29
9/21/18 (Fri.)	W	56-36
9/7/19*	W	48-14
9/17/22*	W	40-14

FLORIDA INTERNATIONAL (4-2)

9/17/11*	L	17-10
9/15/12	W	33-20
9/6/13* (Fri.)	W	38-0
9/3/15 (Thur.)	L	15-14
9/24/16*	W	53-14
8/31/17 (Thur.)	W	61-17

FLORIDA STATE (0-1)

9/23/95*	L	46-14
----------	---	-------

FORT BENNING (1-0)

9/29/79	W	7-6
---------	---	-----

FORT LAUDERDALE (1-0)

10/20/79*	W	14-0
-----------	---	------

FORT LEWIS (1-0)

11/19/83	W	59-28
----------	---	-------

FURMAN (0-2)

11/10/84*	L	42-6
9/19/15	L	16-15

GARDNER-WEBB (1-0)

9/5/92	W	71-21
--------	---	-------

GEORGIA (1-1)

9/25/99*	L	24-23
12/31/10^ (Fri.)	W	10-6

GEORGIA SOUTHERN (1-10)

9/11/82*	L	16-9
9/10/83*	W	33-29
9/15/84	L	42-28
11/9/85*	L	35-18
11/8/86	L	33-23
10/3/87*	L	34-32
10/29/88	L	31-17
10/21/89*	L	31-17
10/20/90	L	38-17
12/8/90*	L	44-7
10/26/91*	L	20-6

GEORGIA TECH (2-4)

10/26/96*	L	27-20
9/18/99*	L	41-10
9/2/00*	L	21-17
9/19/20*	W	49-21
9/24/22	W	27-10
12/22/23	L	30-17

GRAND VALLEY STATE (1-0)

10/31/87	W	67-3
----------	---	------

HAMPDEN-SYDNEY (1-0)

11/7/81	W	17-0
---------	---	------

HAWAII (0-1)

10/21/95*	L	45-14
-----------	---	-------

HOUSTON (8-3)

11/5/05	W	31-29
10/28/06*	L	51-31
11/14/09	W	37-32
11/5/10* (Fri.)	W	40-33
11/9/13	W	19-14
10/2/14* (Thur.)	W	17-12
10/24/15	L	59-10
10/29/16	L	31-24
11/2/19	W	44-29
10/31/20*	W	44-21

11/25/23	W	27-13
----------	---	-------

IDAHO (1-0)

9/20/97	W	41-10
---------	---	-------

ILLINOIS STATE (3-1)

10/20/84	W	28-24
9/28/85*	L	48-21
10/1/94*	W	27-26
11/2/96	W	42-15

INDIANA (PA.) (1-0)

11/28/87	W	12-10
----------	---	-------

INDIANA STATE (0-1)

11/3/84*	L	38-0
----------	---	------

JAMES MADISON (1-1)

9/7/91*	L	49-31
11/14/92	W	41-37

KANSAS (0-1)

10/7/23*	L	22-51
----------	---	-------

KANSAS STATE (0-2)

9/25/10*	L	17-13
9/23/23*	L	31-44

KENT STATE (3-2)

10/4/97*	W	59-43
11/16/02	W	32-6
9/27/03*	L	36-16
11/23/04 (Tue.)	L	41-24
8/31/23 (Thu.)	W	56-6

KENTUCKY STATE (1-0)

9/29/90	W	49-0
---------	---	------

LIBERTY (8-3)

11/7/87	W	42-21
11/5/88*	L	24-7
10/28/89	W	33-30
11/3/90	W	28-6
11/9/91*	W	31-26
10/31/92*	L	31-28
11/6/93	W	55-19
10/29/94*	W	49-24
10/14/95	L	7-6
10/13/01	W	63-0
10/28/02	W	48-17

LOUISIANA (4-0)

10/24/98*	W	42-10
11/24/01	W	31-0
10/1/05*	W	24-21
9/29/07	W	37-19

LOUISIANA-MONROE (4-3)

9/8/84*	L	49-21
10/15/94*	W	33-16
10/28/95*	W	34-14
10/19/96	L	39-38
11/1/97*	L	45-41
10/21/00	W	55-0
10/20/01	W	38-6

LSU (0-1)

1/1/19^ (Tue.)	L	40-32
----------------	---	-------

LOUISIANA TECH (3-1)

11/20/93*	W	38-16
9/5/98*	W	64-30
10/23/99	L	46-35
11/4/00*	W	20-16



SERIES HISTORY

MARSHALL (9-3)

9/20/02* (Fri.)	L	26-21
11/19/03 (Wed.)	L	21-7
10/30/04*	L	20-3
9/24/05	W	23-13
10/4/06* (Wed.)	W	23-22
11/3/07	W	47-13
11/15/08*	W	30-14
11/01/09 (Sun.)	W	21-20
10/13/10* (Wed.)	W	35-14
10/8/11	W	16-6
10/27/12*	W	54-17
12/23/19^	W	48-25

MARYLAND (1-1)

9/17/16	L	30-24
9/23/17*	W	38-10

MARYVILLE (1-0)

10/13/79	W	10-7
----------	---	------

MCNEESE STATE (1-1)

9/25/93	W	22-3
9/30/95*	L	49-7

MEMPHIS (15-2)

9/22/90*	L	37-28
10/8/05	W	38-17
11/11/06*	W	26-24
9/22/07	W	56-20
11/22/08*	W	28-21
10/03/09	W	32-14
11/27/10*	W	37-17
10/29/11	W	41-0
10/20/12*	W	35-17
10/5/13*	W	24-17
9/30/17	W	40-13
12/2/17\$	W	62-55 (OT)
10/13/18*	W	31-30
12/1/18\$	W	56-41
10/17/20*	L	50-49
10/22/21	W	24-7
11/5/22*	W	35-28

MIAMI (FLA.) (0-2)

10/11/08*	L	20-14
10/17/09	L	27-7

MIAMI (OHIO) (1-2)

11/23/02*	W	48-31
11/28/03 (Fri.)	L	56-21
10/23/04*	L	43-7

MICHIGAN (0-1)

9/10/16*	L	51-14
----------	---	-------

MIDDLE TENNESSEE (1-0)

11/13/99*	W	39-14
-----------	---	-------

MILES (1-0-1)

10/4/80	T	11-11
10/3/81	W	6-0

MILLERSVILLE (1-1)

11/14/81	L	27-9
11/16/91	W	52-6

MILLSAPS (1-1)

9/27/80	L	8-7
9/26/81*	W	13-6

MISSISSIPPI (0-1)

8/30/97*	L	24-23 (OT)
----------	---	------------

MISSISSIPPI STATE (0-2)

10/25/97*	L	35-28
12/29/07^	L	10-3

MISSOURI (0-2)

9/29/12	L	21-16
9/13/14*	L	38-10

MOREHOUSE (1-0)

11/17/79	W	14-7
----------	---	------

MORNINGSIDE (1-0)

11/21/87	W	24-7
----------	---	------

MURRAY STATE (1-0)

10/4/86	W	38-25
---------	---	-------

NAVY (2-2)

10/21/17*	W	31-21
11/10/18	W	35-24
10/2/21*	L	34-30
11/19/22	L	17-14

NEBRASKA (0-1)

9/13/97*	L	38-24
----------	---	-------

NEVADA (0-1)

12/24/05^	L	49-48 (OT)
-----------	---	------------

NEW HAVEN (0-1)

10/8/88	L	31-23
---------	---	-------

NEW MEXICO (1-1)

9/14/96*	L	17-7
11/21/98	W	38-6

NEWBERRY (1-0)

9/23/89	W	30-3
---------	---	------

NICHOLLS STATE (2-2)

10/23/82*	L	60-10
11/12/83	L	37-14
10/17/92	W	42-18
10/16/99	W	28-0

NORTH ALABAMA (2-2)

10/18/80*	L	28-3
9/24/83	L	47-20
10/1/88	W	35-33
9/30/89*	W	17-16

NC STATE (1-2)

9/2/07*	W	25-23
9/11/10	L	28-21
12/26/14^ (Fri.)	L	34-27

NORTHERN ILLINOIS (1-2)

10/10/98	W	38-17
10/7/00*	L	40-20
10/9/04	L	40-38

NORTHWESTERN STATE (1-0)

9/9/00	W	19-7
--------	---	------

NW MISSOURI STATE (1-0)

10/24/87	W	45-3
----------	---	------

OHIO (1-2)

11/30/02	W	42-32
10/11/03*	L	28-0
11/6/04	L	17-16 (OT)

OHIO STATE (0-1)

9/8/12*	L	31-16
---------	---	-------

OKLAHOMA (0-1)

10/21/23*	L	29-31
-----------	---	-------

OKLAHOMA STATE (1-0)

11/11/23	W	45-3
----------	---	------

PENN STATE (1-3)

8/31/02*	L	27-24
9/18/04*	L	37-13
9/14/13*	W	34-31
8/30/14 (Ireland)	L	26-24

PITTSBURGH (1-2)

10/13/06 (Fri.)	L	52-7
9/29/18	W	45-14
9/21/19*	L	35-34

PRESBYTERIAN (0-2)

10/27/79*	L	48-0
9/12/81	L	3-0

PURDUE (0-2)

9/19/98*	L	35-7
9/4/99	L	47-13

RICE (3-1)

11/19/05*	W	31-28
10/21/06	L	40-29
10/24/09*	W	49-7
10/23/10	W	41-14

RICHMOND (0-1)

10/15/83*	L	31-26
-----------	---	-------

RUTGERS (1-1)

12/19/09^	L	45-24
11/21/13 (Thur.)	W	41-17

SAMFORD (8-3)

11/30/85	W	35-14
11/15/86	W	66-7
10/6/90*	W	37-16
10/12/91	L	13-6
11/21/92*	L	20-13
10/9/93	W	48-17
10/8/94*	L	36-35
10/7/95	W	41-14
10/12/96	W	38-6
10/11/97	W	52-7
9/05/09	W	28-24

SAVANNAH STATE (3-2)

10/11/80*	L	44-0
10/10/81	W	47-13
11/23/85	W	31-7
10/10/87	W	36-26
11/2/91	L	33-31

SLIPPERY ROCK (1-0)

11/10/90	W	24-21
----------	---	-------

UNIV. OF THE SOUTH (1-0)

11/10/79	W	24-0
----------	---	------

SOUTH CAROLINA (0-5)

9/7/96*	L	33-14
9/6/97*	L	33-31
9/1/05* (Thur.)	L	24-15
9/28/13	L	28-25
9/26/15*	L	31-14

SOUTH CAROLINA STATE (4-0)

8/31/08	W	17-0
9/3/16	W	38-0
9/8/18	W	38-0
9/1/22 (Thur.)	W	56-10

SOUTH DAKOTA (1-0)

9/4/10	W	38-7
--------	---	------

SOUTH FLORIDA (8-6)

9/17/05*	L	31-14
9/16/06	L	24-17
10/13/07*	L	64-12
9/6/08	L	31-24 (OT)
11/29/13 (Fri.)	W	23-20
11/28/14* (Fri.)	W	16-0
11/26/15 (Thur.)	L	44-3
11/26/16*	L	48-31
11/24/17 (Fri.)	W	49-42
11/23/18* (Fri.)	W	38-10
11/29/19 (Fri.)	W	34-7
11/27/20* (Fri.)	W	58-46
11/26/21 (Fri.)	W	17-13
11/26/22*	W	46-39

SOUTHEASTERN LOUISIANA (1-2)

9/18/82	L	24-14
9/17/83*	L	58-24
9/13/85 (Fri.)	W	27-21

SO. CONNECTICUT STATE (1-0)

10/15/88	W	24-16
----------	---	-------

SOUTHERN ILLINOIS (1-0)

10/27/90	W	49-14
----------	---	-------

SMU (9-2)

11/17/07*	W	49-20
10/4/08	W	31-17
12/4/10 \$	W	17-7
10/15/11*	L	38-17
11/3/12	W	42-17
12/7/13*	W	17-13
11/22/14	W	53-7
11/4/17*	W	31-24
10/6/18	W	48-20
11/13/21*	L	55-28
10/5/22 (Wed.)	W	41-19

SOUTHERN MISS (2-6)

10/15/05*	L	52-31
9/26/06 (Tue.)	L	19-14
10/28/07* (Sun.)	W	34-17
11/8/08	L	17-6
9/12/09*	L	26-19
11/13/10	L	31-21

11/12/11*	L	30-29
10/13/12	W	38-31 (2OT)

ST. LEO (2-0)

9/22/79*	W	21-0
9/20/80	W	55-0

STANFORD (1-1)

9/12/15*	L	31-7
9/14/19	W	45-27

STEPHEN F. AUSTIN (0-1)

10/26/85	L	59-24
----------	---	-------

SYRACUSE (0-3)

9/8/01*	L	21-10
11/2/02	L	38-35
9/20/03*	L	38-14

TEMPLE (8-2)

11/16/13*	W	39-36
10/25/14	W	34-14
10/17/15*	L	30-16
10/15/16	L	26-25
11/18/17*	W	45-19
11/1/18 (Thur.)	W	52-40
10/26/19*	W	63-21
11/14/20	W	38-13
10/30/21	W	49-7
10/13/22 (Thur.)	W	70-13

TEXAS (0-2)

9/15/07	L	35-32
11/07/09*	L	35-3

TEXAS SOUTHERN (2-0)

11/18/89	W	49-12
11/17/90	W	63-6

TEXAS STATE (0-2)

9/29/84*	L	39-13
10/5/85	L	48-12

TEXAS TECH (0-1)

11/18/23*	L	23-24
-----------	---	-------

TOLEDO (2-1)

11/22/97	W	34-17
10/4/98*	W	31-24
10/19/02	L	27-24

TROY (3-6)

12/5/87	L	31-10
9/17/88	W	26-18
9/16/89*	L	20-6
9/1/90	W	16-10
8/3/91	W	21-10
9/19/92	L	20-16
10/30/93*	L	29-15
10/22/94	L	39-38
11/11/95	L	28-17

TULANE (10-3)

9/22/01*	W	36-29
10/21/05 (Fri.)	W	34-24
11/18/06*	L	10-9
11/21/09	W	49-0
11/20/10*	W	61-14
10/18/14	W	20-13
10/3/15*	L	45-31
11/5/16	W	37-6
11/23/19*	W	34-31
10/24/20	W	51-34
11/6/21	W	14-10
11/12/22*	W	38-31
12/3/22* \$	L	45-28

TULSA (3-9)

12/3/05 \$	L	44-27
10/20/07	W	44-23

UAB (8-2)

11/9/96*	W	35-13
10/6/01	W	24-7
11/12/05*	W	27-21
11/25/06	W	31-22
11/10/07*	W	34-17
11/29/08	L	15-0
11/28/09*	W	34-27
10/6/10 (Wed.)	W	42-7
10/20/11* (Thur.)	L	26-24
11/24/12	W	49-24

YOUNGSTOWN STATE (2-1)

11/24/90*	W	20-17
11/27/93*	L	56-30
10/31/98	W	44-32

*Away game

^ Bowl

\$ League Title Game

& later forfeited

UTAH STATE (0-1)

10/27/01	L	30-27
----------	---	-------

UTEP (3-1)

11/24/07	W	36-20
9/27/08*	L	58-13
11/25/11 (Fri.)	W	31-14
11/10/12*	W	31-24

VALDOSTA STATE (5-3)

10/2/82*	L	13-7
10/1/83	W	20-0
9/20/86	W	10-7
10/22/88*	L	48-19
9/9/89	W	35-14
9/14/91*	W	12-0
9/11/93	W	35-30
9/10/94	L	31-14

VMI (1-1)

9/25/82*	L	69-0
11/1/86*	W	38-9

VILLANOVA (2-0)

9/2/06	W	35-16
9/16/23	W	48-14

VIRGINIA TECH (0-3)

11/11/00	L	44-21
9/29/01*	L	46-14
8/31/03* (Sun.)	L	49-28

WEST GEORGIA (3-2)

10/31/81*	L	20-6
10/30/82	L	41-7
9/13/86	W	34-21
10/17/87	W	52-14
9/10/88	W	33-14

WEST VIRGINIA (0-3)

11/1/03*	L	36-18
9/11/04	L	45-20
10/28/23	L	28-41

WESTERN KENTUCKY (2-2)

9/22/84*	W	35-34
10/12/85	L	47-17
10/24/92*	L	50-36
9/24/94	W	59-45

WESTERN MICHIGAN (1-0)

10/12/02*	W	31-27
-----------	---	-------

WESTERN ILLINOIS (2-0)

9/26/92*	W	35-22
10/16/93	W	35-17

WICHITA STATE (0-1)

10/11/86*	L	9-6
-----------	---	-----

WILLIAM & MARY (3-0)

12/1/90	W	52-38
8/29/96 (Thur.)	W	39-33
9/23/00	W	52-7

WISCONSIN (0-1)

9/4/04*	L	34-6
---------	---	------

WOFFORD (0-1)

10/25/86	L	31-28
----------	---	-------

YALE (1-0)

10/2/93	W	42-28
---------	---	-------

	W	L	T	PF	PA	FIRST	LAST
Akron	4	5	0	286	200	1984	2013
Alabama	1	0	0	40	38	2000	2000
Alabama A&M	0	2	0	25	54	1981	1982
Albany	0	1	0	27	28	1980	1980
Arizona State	0	1	0	13	46	2002	2002
Arkansas	0	1	0	20	27	2001	2001
Arkansas State	1	1	0	44	51	1991	2016
Auburn	1	3	0	64	106	1997	2017
Austin Peay	2	1	0	104	64	1983	2017
Ball State	2	2	0	102	82	1996	2012
Baylor	1	1	0	87	78	2013	2023
Bethune-Cookman	11	5	0	474	305	1981	2014
Boise State	2	0	0	54	47	2021	2023
Boston College	1	1	0	37	37	2008	2011
Bowling Green	2	1	0	95	83	1996	1999
Buffalo	7	1	0	284	134	1992	2010
BYU	1	2	0	71	97	2011	2020
Carson-Newman	2	2	0	87	122	1980	1995
Catawba	1	0	0	14	12	1980	1980
Central Michigan	1	0	0	31	13	2003	2003
Charleston Southern	1	0	0	62	0	2011	2011
Cincinnati	5	4	0	251	347	2015	2023
Clemson	0	1	0	13	21	2001	2001
Connecticut	5	2	0	289	172	2013	2019
Duke	1	0	0	13	30	2022	2022
East Carolina	10	11	0	588	580	1991	2022
Eastern Illinois	2	0	0	79	21	1998	1999
Eastern Kentucky	3	7	0	221	267	1982	2000
Eastern Michigan	3	1	0	102	45	1997	2003
Elizabeth City	1	1	0	46	21	1980	1983
Elon	1	0	0	34	10	1987	1987
Emory & Henry	1	1	0	32	42	1979	1980
East Tennessee State	2	0	0	57	17	1988	1989
Florida	0	2	0	27	100	1999	2006
Florida A&M	1	1	0	76	19	1987	2019
Florida Atlantic	4	0	0	177	93	2003	2022
Florida International	4	2	0	209	83	2011	2017
Florida State	0	1	0	14	46	1995	1995
Fort Benning	1	0	0	7	6	1979	1979
Fort Lauderdale	1	0	0	14	0	1979	1979
Fort Lewis	1	0	0	59	28	1983	1983
Furman	0	2	0	21	58	1984	2015
Gardner-Webb	1	0	0	71	21	1992	1992
Georgia	1	1	0	33	30	1999	2010
Georgia Southern	11	0	0	207	353	1982	1991
Georgia Tech	2	4	0	140	150	1996	2023
Grand Valley State	1	0	0	67	3	1987	1987
Hampden-Sydney	1	0	0	17	0	1981	1981
Hawaii	0	1	0	14	46	1995	1995
Houston	8	3	0	324	324	2005	2023
Idaho	1	0	0	41	10	1997	1997
Illinois State	3	1	0	118	113	1984	1996
Indiana (Pa.)	1	0	0	12	10	1987	1987
Indiana State	0	1	0	0	38	1984	1984
James Madison	1	1	0	72	86	1991	1992
Kansas	0	1	0	22	51	2023	2023
Kansas State	0	2	0	44	61	2010	2023
Kent State	3	2	0	351	95	1997	2023
Kentucky State	1	0	0	49	0	1990	1990
Liberty	8	3	0	390	205	1987	2002
Louisiana	4	0	0	134	50	1998	2007
Louisiana-Monroe	4	3	0	260	169	1984	2001
LSU	0	1	0	32	40	2019	2019
Louisiana Tech	3	1	0	157	108	1993	2000
Louisville	1	3	0	108	139	1985	2022
Maine	2	0	0	65	23	1994	1995
Marshall	9	3	0	328	201	2002	2019
Maryland	1	1	0	62	40	2016	2017
Maryville	1	0	0	10	7	1979	1979
McNeese State	1	1	0	29	52	1993	1995
Memphis	15	2	0	642	408	1990	2022
Miami (Fla.)	0	2	0	21	47	2008	2009
Miami (Ohio)	1	2	0	76	130	2002	2004
Michigan	0	1	0	14	51	2016	2016
Middle Tennessee	1	0	0	39	14	1999	1999
Miles	1	0	1	17	11	1980	1981
Millersville	1	1	0	61	33	1981	1991
Millsaps	1	1	0	20	14	1980	1981
Mississippi	0	1	0	23	24	1997	1997
Mississippi State	0	2	0	31	45	1997	2007
Missouri	0	2	0	26	59	2012	2014
Morehouse	1	0	0	14	7	1979	1979
Morningside	1	0	0	24	7	1987	1987
Murray State	1	0	0	38	25	1986	1986
Navy	2	2	0	110	96	2017	2022
Nebraska	0	1	0	24	38	1997	1997
Nevada	0	1	0	48	49	2005	2005
New Haven	0	1	0	23	31	1988	1988
New Mexico	1	1	0	45	23	1996	1998
Newberry	1	0	0	30	3	1989	1989

Nicholls State	2	2	0	94	115	1982	1999
North Alabama	2	2	0	75	124	1980	1989
NC State	1	2	0	73	85	2007	2014
Northern Illinois	1	2	0	96	97	1998	2004
NW Missouri State	1	0	0	45	3	1987	1987
Northwestern State	1	0	0	19	7	2000	2000
Ohio	1	2	0	58	77	2002	2004
Ohio State	0	1	0	16	31	2012	2012
Oklahoma	0	1	0	29	31	2023	2023
Oklahoma State	1	0	0	45	3	2023	2023
Penn State	1	3	0	95	121	2002	2014
Pittsburgh	1	2	0	86	101	2006	2018
Presbyterian	0	2	0	0	14	1979	1981
Purdue	0	2	0	20	82	1998	1999
Rice	3	1	0	158	82	2005	2010
Richmond	0	1	0	26	31	1983	1983
Rutgers	1	1	0	65	62	2009	2013
Samford	8	3	0	381	160	1985	2009
Savannah State	3	2	0	145	123	1980	1991
Slippery Rock	1	0	0	24	21	1990	1990
Univ. of the South	1	0	0	24	0	1979	1979
South Carolina	0	5	0	99	149	1996	2015
South Carolina State	4	0	0	149	10	2008	2022
South Dakota	1	0	0	38	7	2010	2010
South Florida	8	6	0	382	419	2005	2022
SE Louisiana	1	2	0	65	108	1982	1985
Southern Conn. State	1	0	0	24	16	1988	1988
Southern Illinois	1	0	0	49	14	1990	1990
SMU	9	2	0	422	189	2007	2022
Southern Miss	2	6	0	192	213	2005	2012
St. Leo	2	0	0	76	0	1979	1980
Stanford	1	1	0	52	58	2015	2019
Stephen F. Austin	0	1	0	24	59	1985	1985
Syracuse	0	3	0	59	97	2001	2003
Temple	8	2	0	431	219	2013	2022
Texas	0	2	0	35	70	2007	2009
Texas Southern	2	0	0	112	18	1989	1990
Texas State	0	2	0	25	87	1984	1985
Texas Tech	0	1	0	23	24	2023	2023
Toledo	2	1	0	89	68	1997	2002
Troy	3	6	0	201	234	1987	2001
Tulane	10	3	0	442	292	2001	2022
Tulsa	3	9	0	337	376	2005	2020
UAB	8	2	0	300	179	1996	2012
Utah State	0	1	0	27	30	2001	2001
UTEP	3	1	0	111	116	2007	2012
Valdosta State	5	3	0	152	143	1982	1994
Villanova	2	0	0	83	30	2006	2023
VMI	1	1	0	38	78	1982	1986
Virginia Tech	0	3	0	63	136	2000	2003
West Georgia	3	2	0	132	110	1981	1988
West Virginia	0	3	0	66	122	2003	2023
Western Kentucky	2	2	0	147	176	1984	1994
Western Illinois	2	0	0	70	39	1992	1993
Western Michigan	1	0	0	31	27	2002	2002
Wichita State	0	1	0	6	9	1986	1986
William & Mary	3	0	0	143	78	1990	2000
Wisconsin	0	1	0	6	34	2004	2004
Wofford	0	1	0	28	31	1986	1986
Yale	1	0	0	42	28	1993	1993
Youngstown State	2	1	0	94	67	1990	1998

2024 opponents in bold italics

RUSHING Yards/Carries

1979 Mike Stapp.....	444/131
1980 Mike Stapp.....	319/94
1981 John Muldoon.....	396/88
1982 Raul Perez.....	105/31
1983 Elgin Davis.....	786/156
1984 Robert Ector.....	514/110
1985 Aaron Sam.....	545/128
1986 Aaron Sam.....	648/108
1987 Mark Giacone.....	510/117
1988 Gil Barnes.....	471/119
1989 Mark Giacone.....	410/90
1990 Mark Giacone.....	923/167
1991 Willie English.....	1,338/236
1992 Gerod Davis.....	1,154/183
1993 Willie English.....	848/165
1994 Marquette Smith.....	1,058/194
1995 Marquette Smith.....	1,566/274
1996 Mike Grant.....	339/90
1997 Mike Grant.....	565/132
1998 Mike Grant.....	503/110
1999 Edward Mack.....	461/86
2000 Corey Baker.....	417/91
2001 Alex Haynes.....	690/140
2002 Alex Haynes.....	1,038/204
2003 Alex Haynes.....	774/183
2004 Alex Haynes.....	854/215
2005 Kevin Smith.....	1,178/249
2006 Kevin Smith.....	934/206
2007 Kevin Smith.....	2,567/450
2008 Brynn Harvey.....	519/125
2009 Brynn Harvey.....	1,109/261
2010 Ronnie Weaver.....	890/186
2011 Brynn Harvey.....	574/126
2012 Latavius Murray.....	1,106/198
2013 Storm Johnson.....	1,139/213
2014 William Stanback.....	697/189
2015 C.J. Jones.....	339/93
2016 Jawon Hamilton.....	495/139
2017 Adrian Killins Jr.....	790/122
2018 Greg McCrae.....	1,182/133
2019 Otis Anderson.....	726/113
2020 Greg McCrae.....	758/149
2021 Johnny Richardson.....	733/104
2022 John Rhys Plumlee.....	862/159
2023 RJ Harvey.....	1,416/226

RUSHING TOUCHDOWNS TDs

1979 Mike Cullison.....	3
1980 Mike Cullison, Turner Davis.....	2
1981 John Muldoon, Vincent Lewis.....	2
1982 Dana Thyhsen.....	2
1983 Elgin Davis.....	9
1984 Elgin Davis.....	2
1985 Aaron Sam.....	6
1986 Elgin Davis.....	7
1987 Robert Ector.....	7
1988 Gil Barnes.....	8
1989 Willie English.....	5
1990 Willie English.....	13
1991 Willie English.....	13
1992 Gerod Davis.....	10
1993 Willie English.....	9
1994 Darin Hinshaw.....	7
1995 Marquette Smith.....	14
1996 Mike Huff.....	6
1997 Mike Grant.....	12
1998 Daunte Culpepper.....	12
1999 Edward Mack, Omari Howard.....	5
2000 Edward Mack.....	5
2001 Alex Haynes.....	9
2002 Alex Haynes.....	8
2003 Alex Haynes.....	5

2004 Alex Haynes.....	5
2005 Kevin Smith.....	9
2006 Kevin Smith.....	7
2007 Kevin Smith.....	29
2008 Latavius Murray.....	3
2009 Brynn Harvey.....	14
2010 Latavius Murray, Ronnie Weaver..	11
2011 Jeff Godfrey.....	9
2012 Latavius Murray.....	15
2013 Storm Johnson.....	14
2014 William Stanback.....	10
2015 Nick Patti.....	2
2016 Dontravious Wilson.....	8
2017 Adrian Killins Jr.....	10
2018 Greg McCrae.....	10
2019 Bentavious Thompson.....	8
2020 Greg McCrae.....	10
2021 Isaiah Bowser.....	9
2022 Isaiah Bowser.....	16
2023 RJ Harvey.....	16

RECEIVING Yards/Receptions

1979 Mike Williams.....	245/26
Bobby Joe Plain.....	308/25
1980 Jeff Froehlich.....	275/26
1981 Jim Taylor.....	553/33
1982 Jim Rountree.....	424/28
1983 Glenn McCombs.....	474/32
1984 Glenn McCombs.....	471/42
Ted Wilson.....	483/28
1985 Ted Wilson.....	1,119/76
1986 Ted Wilson.....	767/50
1987 Bernard Ford.....	1,180/68
1988 Sean Beckton.....	1,030/74
1989 Sean Beckton.....	512/38
1990 Sean Beckton.....	698/48
1991 Bret Cooper.....	668/42
1992 David Rhodes.....	1,002/51
1993 David Rhodes.....	1,159/78
1994 David Rhodes.....	1,075/62
1995 Gerod Davis.....	331/35
Reginald Doster.....	350/25
1996 Mark Nonsant.....	925/60
1997 Siaha Burley.....	1,106/77
1998 Siaha Burley.....	1,142/88
1999 Charles Lee.....	1,133/87
2000 Tyson Hinshaw.....	1,089/89
2001 Tavirus Davis.....	722/47
2002 Doug Gabriel.....	1,237/75
2003 Tavaris Capers.....	585/67
2004 Luther Huggins.....	585/42
2005 Brandon Marshall.....	1,195/74
2006 Mike Sims-Walker.....	1,178/90
2007 Rocky Ross.....	658/50
2008 Brian Watters.....	594/42
2009 A.J. Guyton.....	572/44
Kamar Aiken.....	610/36
2010 Brian Watters.....	651/47
2011 Quincy McDuffie.....	482/43
J.J. Worton.....	531/41
2012 J.J. Worton.....	594/44
Rannell Hall.....	631/35
2013 Rannell Hall.....	886/57
2014 Breshad Perriman.....	1,044/50
2015 Tre'Quan Smith.....	724/52
2016 Tre'Quan Smith.....	853/57
2017 Tre'Quan Smith.....	1,171/59
2018 Gabriel Davis.....	815/53
2019 Gabriel Davis.....	1,241/72
2020 Marlon Williams.....	1,039/71
2021 Ryan O'Keefe.....	812/84
2022 Javon Baker.....	796/56

2023 Javon Baker.....	1,139/52
-----------------------	----------

RECEIVING TOUCHDOWNS TDs

1979 Bobby Joe Plain.....	5
1980 Jeff Froehlich.....	3
1981 Jim Taylor.....	2
1982 Mike Collier, Jim Taylor.....	2
1983 Jeff Froehlich.....	4
1984 Ted Wilson.....	5
1985 Ted Wilson.....	12
1986 Bernard Ford.....	8
1987 Bernard Ford.....	13
1988 Arnell Spencer.....	7
1989 Shawn Jefferson.....	4
1990 Sean Beckton, Shawn Jefferson.....	7
1991 Bret Cooper.....	8
1992 Bret Cooper.....	14
1993 David Rhodes.....	15
1994 David Rhodes.....	11
1995 Rufus Hall.....	3
1996 Mark Nonsant.....	7
1997 Siaha Burley.....	7
1998 Siaha Burley.....	8
1999 Kenny Clark.....	6
2000 Tyson Hinshaw.....	13
2001 Doug Gabriel.....	9
2002 Doug Gabriel.....	11
2003 Tavaris Capers.....	7
2004 Tavaris Capers.....	4
2005 Brandon Marshall.....	11
2006 Mike Sims-Walker.....	7
2007 Kamar Aiken.....	5
2008 Brian Watters, Kyhmest Williams	3
2009 Kamar Aiken.....	9
2010 Jamar Newsome, A.J. Guyton.....	3
2011 J.J. Worton.....	4
2012 J.J. Worton.....	5
2013 J.J. Worton.....	7
2014 Breshad Perriman.....	9
2015 Tre'Quan Smith.....	4
2016 Tre'Quan Smith.....	5
2017 Tre'Quan Smith.....	13
2018 Gabriel Davis.....	7
2019 Gabriel Davis.....	12
2020 Marlon Williams.....	10
2021 Brandon Johnson.....	11
2022 Kobe Hudson.....	7
2023 Kobe Hudson.....	8

PASSING ATT/CMP/YD

1979 Mike Cullison.....	168/92/904
1980 Mike Cullison.....	203/101/1,039
1981 Mike McCrary.....	146/61/845
1982 Dana Thyhsen.....	210/87/1,425
1983 Dana Thyhsen.....	295/155/2,058
1984 Dana Thyhsen.....	270/138/1,766
1985 Tony Lanham.....	169/97/1,268
1986 Darin Slack.....	249/117/1,799
1987 Darin Slack.....	420/219/3,054
1988 Shane Willis.....	398/239/2,926
1989 Shane Willis.....	177/107/1,166
1990 Ron Johnson.....	96/57/793
1991 Ron Johnson.....	152/80/1,056
1992 Darin Hinshaw.....	302/161/2,505
1993 Darin Hinshaw.....	322/191/2,645
1994 Darin Hinshaw.....	342/187/2,801
1995 Daunte Culpepper.....	294/168/2,071
1996 Daunte Culpepper.....	314/187/2,565
1997 Daunte Culpepper.....	381/238/3,086
1998 Daunte Culpepper.....	402/296/3,690
1999 Vic Penn.....	455/262/3,078
2000 Ryan Schneider.....	286/177/2,334

2001 Ryan Schneider.....	357/204/2,923
2002 Ryan Schneider.....	430/265/3,770
2003 Ryan Schneider.....	281/194/1,949
2004 Steven Moffett.....	229/147/1,721
2005 Steven Moffett.....	375/223/2,925
2006 Kyle Israel.....	166/108/1,420
2007 Kyle Israel.....	298/174/2,173
2008 Rob Calabrese.....	165/65/664
2009 Brett Hodges.....	329/197/2,438
2010 Jeff Godfrey.....	238/159/2,159
2011 Jeff Godfrey.....	232/160/1,898
2012 Blake Bortles.....	399/251/3,059
2013 Blake Bortles.....	382/259/3,581
2014 Justin Holman.....	392/223/2,952
2015 Justin Holman.....	250/127/1,379
2016 McKenzie Milton.....	336/194/1,983
2017 McKenzie Milton.....	395/265/4,037
2018 McKenzie Milton.....	289/171/2,663
2019 Dillon Gabriel.....	398/236/3,653
2020 Dillon Gabriel.....	413/248/3,570
2021 Mikey Keene.....	272/173/1,730
2022 John Rhys Plumlee.....	346/218/2,586
2023 John Rhys Plumlee.....	256/161/2,271

PASSING TOUCHDOWNS TDs

1979 Mike Cullison.....	8
1980 Mike Cullison.....	10
1981 Mike McCrary.....	4
1982 Dana Thyhsen.....	6
1983 Dana Thyhsen.....	19
1984 Dana Thyhsen.....	16
1985 Tony Lanham.....	13
1986 Darin Slack.....	12
1987 Darin Slack.....	28
1988 Shane Willis.....	13
1989 Rudy Jones.....	5
1990 Ron Johnson.....	11
1991 Darin Hinshaw.....	8
1992 Darin Hinshaw.....	24
1993 Darin Hinshaw.....	28
1994 Darin Hinshaw.....	26
1995 Daunte Culpepper.....	12
1996 Daunte Culpepper.....	19
1997 Daunte Culpepper.....	25
1998 Daunte Culpepper.....	28
1999 Vic Penn.....	16
2000 Ryan Schneider.....	21
2001 Ryan Schneider.....	17
2002 Ryan Schneider.....	31
2003 Ryan Schneider.....	13
2004 Steven Moffett.....	9
2005 Steven Moffett.....	22
2006 Steven Moffett.....	8
2007 Kyle Israel.....	15
2008 Rob Calabrese.....	7
2009 Brett Hodges.....	17
2010 Jeff Godfrey.....	13
2011 Blake Bortles.....	6
2012 Blake Bortles.....	25
2013 Blake Bortles.....	25
2014 Justin Holman.....	23
2015 Justin Holman.....	7
2016 McKenzie Milton.....	10
2017 McKenzie Milton.....	37
2018 McKenzie Milton.....	25
2019 Dillon Gabriel.....	29
2020 Dillon Gabriel.....	32
2021 Mikey Keene.....	17
2022 John Rhys Plumlee.....	14
2023 John Rhys Plumlee.....	15

SCORING Total Points

1979 Bobby Joe Plain	30
1980 Tom Hungerford	28
1981 Scott Ryerson	62
1982 Scott Ryerson	31
1983 Elgin Davis	60
1984 Ted Wilson	44
1985 Ted Wilson	72
1986 Ed O'Brien	80
1987 Ed O'Brien	87
1988 .. Gil Barnes	48
1989 .. Franco Grilla	58
1990 Franco Grilla	86
1991 Willie English	78
1992 Bret Cooper	90
1993 Charlie Pierce	87
1994 Charlie Pierce	89
1995 Marquette Smith	84
1996 Charlie Pierce	57
1997 Mike Grant	84
1998 Daunte Culpepper	72
1999 Javier Beorlegui	61
2000 Javier Beorlegui	81
2001 Javier Beorlegui	65
2002 Matt Prater	86
2003 Matt Prater	53
2004 Matt Prater	39
2005 Matt Prater	80
2006 Michael Torres	76
2007 Kevin Smith	180
2008 Darin Daly	26
2009 Brynn Harvey	86
2010 Nick Cattoi	80
2011 Latavius Murray	60
2012 Latavius Murray	114
2013 Shawn Moffitt	112
2014 Shawn Moffitt	81
2015 Matthew Wright	56
2016 Matthew Wright	90
2017 Matthew Wright	119
2018 Matthew Wright	110
2019 Dylan Barnas	114
2020 Daniel Obarski	82
2021 Daniel Obarski	77
2022 Isaiah Bowser	96
2023 RJ Harvey	102

ALL-PURPOSE Yards

1979 Mike Stapp	545
1980 Tim Kiggins	508
1981 John Muldoon	662
1982 Mike Collier	637
1983 Elgin Davis	883
1984 Ted Wilson	1,587
1985 Ted Wilson	1,529
1986 Bernard Ford	962
1987 Bernard Ford	1,858
1988 Sean Beckton	1,344
1989 Shawn Jefferson	545
1990 Mark Giacone	1,303
1991 Willie English	1,502
1992 Gerod Davis	1,299
1993 Mark Whittemore	1,602
1994 Marquette Smith	1,122
1995 Marquette Smith	1,605
1996 Todd Cleveland	1,226
1997 Siaha Burley	1,109
1998 Siaha Burley	1,441
1999 Charles Lee	1,135
2000 Tyson Hinshaw	1,095
2001 Alex Haynes	833
2002 Doug Gabriel	1,921
2003 Alex Haynes	1,038

2004 Luther Huggins	1,113
2005 Kevin Smith	1,222
2006 Mike Sims-Walker	1,178
2007 Kevin Smith	2,809
2008 Joe Burnett	1,226
2009 Brynn Harvey	1,192
2010 Quincy McDuffie	1,067
2011 Latavius Murray	860
2012 Latavius Murray	1,337
2013 Rannell Hall	1,696
2014 Breshad Perriman	1,044
2015 Tristan Payton	994
2016 Adrian Killins Jr.	974
2017 Tre'Quan Smith	1,194
2018 Adrian Killins Jr.	1,398
2019 Otis Anderson	1,391
2020 Marlon Williams	1,045
2021 Ryan O'Keefe	1,267
2022 Ryan O'Keefe	1,395
2023 RJ Harvey	1,695

PUNT RETURNS Yards/Returns

1979 Tim Kiggins	71/8
1980 Tim Kiggins	165/14
1981 John Scargle	172/17
1982 Glenn Whelpley	39/6
1983 Ted Wilson	21/2
1984 Ted Wilson	96/11
1985 Neil Beasley	30/9
1986 Neil Beasley	142/15
1987 Sean Beckton	208/17
1988 Keith Evans	68/17
1989 Mike Dickinson	58/14
1990 Mike Dickinson	223/32
1991 Mike Dickinson	387/31
1992 Mark Whittemore	53/10
1993 Mark Whittemore	151/13
1994 Mark Whittemore	216/20
1995 Reginald Doster	96/12
1996 Todd Cleveland	93/5
1997 Todd Cleveland	183/22
1998 Siaha Burley	293/21
1999 Britt McGriff	82/10
2000 Asante Samuel	275/25
2001 .. Asante Samuel	165/19
2002 Asante Samuel	233/19
2003 Tavaris Capers	133/17
2004 Tavaris Capers	187/18
2005 Joe Burnett	463/28
2006 Joe Burnett	132/11
2007 Joe Burnett	331/31
2008 Joe Burnett	378/26
2009 A.J. Guyton	140/13
2010 Josh Robinson	304/20
2011 J.J. Worton	150/17
2012 J.J. Worton	266/25
2013 J.J. Worton	157/13
2014 J.J. Worton	167/17
2015 Chris Johnson	41/6
2016 Chris Johnson	168/26
2017 Mike Hughes	233/14
2018 Otis Anderson	178/15
2019 Otis Anderson	277/21
2020 Amari Johnson	24/3
2021 Titus Mokiiao-Atimlala ..	95/13
2022 Xavier Townsend	177/19
2023 Xavier Townsend	142/15

KICK RETURNS Yards/Returns

1979 Charlie Ziegler	188/10
1980 Tim Kiggins	335/19
1981 John Muldoon	238/14
1982 Mike Collier	266/14

1983 Ted Wilson	732/25
1984 Ted Wilson	952/40
1985 Ted Wilson	388/20
1986 Robert Ector	354/16
1987 Bernard Ford	360/16
1988 Shawn Jefferson	320/16
1989 Cornelius Friendly	280/13
1990 Pat Stewart	346/18
1991 Mark Whittemore	679/33
1992 Mark Whittemore	662/26
1993 Mark Whittemore	591/26
1994 Todd Cleveland	476/15
1995 Mike Grant	421/19
1996 Todd Cleveland	375/16
1997 Todd Cleveland	401/19
1998 Paul Miranda	644/25
1999 Edward Mack	513/24
2000 Asante Samuel	168/10
2001 Luther Huggins	346/15
2002 Doug Gabriel	632/31
2003 Luther Huggins	653/26
2004 Luther Huggins	528/24
2005 Curtis Francis	430/23
2006 Curtis Francis	434/21
2007 Curtis Francis	643/22
2008 Joe Burnett	745/26
2009 Quincy McDuffie	944/39
2010 Quincy McDuffie	869/27
2011 Rannell Hall	714/23
2012 Quincy McDuffie	582/17
2013 Rannell Hall	689/29
2014 Jordan Akins	363/15
2015 Tristan Payton	726/30
2016 Adrian Killins Jr.	451/18
2017 Mike Hughes	635/20
2018 Adrian Killins Jr.	306/14
2019 Adrian Killins Jr.	206/11
2020 Ryan O'Keefe	240/11
2021 Johnny Richardson	301/15
2022 Ryan O'Keefe	448/22
2023 Xavier Townsend	177/6

INTERCEPTIONS Number

1979 Tim Kiggins, Doug Gatewood	3
1980 Tim Kiggins, Doug Gatewood	3
1981 Bill Giovanetti, Bruce Gordon	4
1982 Bill Giovanetti, Bruce Gordon	2
1983 Atterberry, Kelly, Riddle	2
1984 Curt Ashley	3
1985 Reggie Edwards	4
1986 Keith Evans	8
1987 Corris Ervin	3
1988 Keith Evans	4
1989 Eric Buckley, Darryl Blanford, Jimmy Roberts	2
1990 Ray Irvin	4
1991 Bobby Spittulski, Steve Wright	4
1992 Brian Crotcher	5
1993 Richard Blake	4
1994 Adrian Ellis, Lenard Hayes, Louis Lubin	2
1995 Darryl Latimore	3
1996 Kenton Rickerson	2
1997 Reginald Doster, Kenton Rickerson, Mike Palmer, Darryl Latimore	2
1998 Damian Damps, Paul Miranda	2
1999 Justen Moore, Damian Damps, Jeff Fye, Ricot Joseph, Elliot Shorter	2
2000 Davin Bush	3
2001 Travis Fisher, Asante Samuel	2
2002 Asante Samuel	4

2003 Peter Sands, Antoine Poe	2
2004 Mike Sims-Walker	3
2005 Joe Burnett	5
2006 Sha'reff Rashad	4
2007 Joe Burnett, Johnell Neal	6
2008 Sha'reff Rashad	5
2009 Josh Robinson	6
2010 Reggie Weams	5
2011 Josh Robinson, Josh Linam, A.J. Bouye	2
2012 Kemal Ishmael, A.J. Bouye	3
2013 Brandon Alexander	3
2014 Jacoby Glenn	7
2015 Shaquill Griffin	2
2016 Shaquill Griffin	4
2017 Kyle Gibson, Mike Hughes	4
2018 Richie Grant	6
2019 Antwan Collier	4
2020 Richie Grant	3
2021 Dyllon Lester, Divaad Wilson, Tatum Bethune	2
2022 Divaad Wilson	3
2023 Corey Thornton/ Demari Henderson	3

TACKLES Solo/Assists/Total

1979 Bill Giovanetti	40/56/96
1980 Bill Giovanetti	41/67/108
1981 Eddie James	56/60/116
1982 Bill Giovanetti	52/69/121
1983 Darrell Rudd	79/71/150
1984 Darrell Rudd	36/57/93
1985 Victor Riddle	52/44/96
1986 Wyatt Bogan	58/85/143
1987 Jimmy Goodman	55/87/142
1988 Wyatt Bogan	66/61/127
1989 Larry Salazar	52/39/91
1990 Rick Hamilton	83/28/111
1991 Rick Hamilton	76/63/139
1992 Rick Hamilton	88/61/149
1993 Nakia Reddick	45/30/75
1994 Travis Cooper	66/43/109
1995 Nakia Reddick	60/30/90
1996 John Bryant	74/45/119
1997 Jermaine Benoit	58/47/105
1998 Damian Damps	58/34/92
1999 Damian Damps	44/28/72
2000 Tito Rodriguez	80/41/121
2001 Tito Rodriguez	100/43/143
2002 Stanford Rhule	69/58/127
2003 Peter Sands	70/43/113
2004 Brandon Marshall	30/21/51
2005 Jason Venson	66/17/85
2006 Johnell Neal	47/19/66
2007 Sha'reff Rashad	84/19/103
2008 Jason Venson	60/22/82
2009 Cory Hogue	59/44/103
2010 Kemal Ishmael	57/36/93
2011 Kemal Ishmael	39/42/81
2012 Kemal Ishmael	68/56/124
2013 Terrance Plummer	62/48/110
2014 Terrance Plummer	53/46/99
2015 Domenic Spencer	49/55/104
2016 Mark Rucker	53/40/93
2017 Pat Jasinski	46/58/104
2018 Richie Grant	69/40/109
2019 Nate Evans	69/43/112
2020 Richie Grant	49/23/72
2021 Tatum Bethune	60/48/108
2022 Jason Johnson	68/58/126
2023 Jason Johnson	65/49/114

SACKSNumber

1979 Michael O'Shaughnessy.....	10
1980 Michael O'Shaughnessy.....	12
1981 Ed Gantner.....	2.5
1982 Darrell Rudd.....	4
1983 Darrell Rudd.....	7
1984 Darrell Rudd.....	19.5
1985 Eric Simpson.....	6
1986 Keenan Wimbley.....	5
1987 Keenan Wimbley.....	10.5
1988 Bobby Spitulski.....	3
1989 Parnell McCall.....	4
1990 Bobby Spitulski.....	13
1991 Bobby Spitulski, Bob Knott.....	5
1992 Nelson, Ekiyor, Dix.....	5
1993 Greg Jefferson.....	15
1994 Greg Jefferson.....	8
1995 Emil Ekiyor.....	4.5
1996 Jermaine Benoit.....	8
1997 Jermaine Benoit.....	10.5
1998 Justen Moore.....	8
1999 Tony Hardman.....	5
2000 Elton Patterson.....	10
2001 Elton Patterson.....	9
2002 Elton Patterson.....	9.5
2003 Antoine Poe.....	3
2004 Paul Carrington.....	4
2005 Paul Carrington.....	9
2006 Leger Douzable.....	7
2007 Leger Douzable.....	7.5
2008 Bruce Miller.....	7
2009 Bruce Miller.....	13
2010 Bruce Miller, Darius Nall.....	8.5
2011 Troy Davis.....	5
2012 Troy Davis.....	8
2013 Thomas Niles.....	4
2014 Thomas Niles.....	7.5
2015 Jamiyus Pittman.....	4.5
2016 Shaquem Griffin.....	11.5
2017 Shaquem Griffin.....	7.0
2018 Titus Davis.....	6.5
2019 Brendon Hayes.....	7.5
2020 Kenny Turnier.....	4.0
2021 Big Kat Bryant.....	6.0
2022 Tre'mon Morris-Brash.....	6.0
2023 Tre'mon Morris-Brash.....	8.5

PUNTINGPunts/Yards/Average

1979 Brett Porche.....	39/1,376/35.3
1980 Craig Turner.....	28/897/32.0
1981 Doug Friedlander.....	40/1,676/37.2
1982 Dana Thyhsen.....	39/1,425/36.5
1983 Glenn McCombs.....	48/1,996/41.6
1984 Glenn McCombs.....	52/2,127/40.9
1985 Jim Hogan.....	41/1,492/36.4
1986 Jim Hogan.....	48/1,892/38.6
1987 Barrie Kee.....	37/1,351/36.5
1988 Barrie Kee.....	50/1,933/38.7
1989 Russ Salerno.....	41/1,403/34.2
1990 Russ Salerno.....	44/1,504/34.2
1991 Russ Salerno.....	24/856/35.7
1992 Mike Nelson.....	46/1,798/39.1
1993 Charlie Pierce.....	42/1,674/39.9
1994 Charlie Pierce.....	37/1,448/39.1
1995 Charlie Pierce.....	45/1,830/40.7
1996 Charlie Pierce.....	49/2,159/44.1
1997 Marek Butcher.....	49/2,149/43.9
1998 Chad Downey.....	16/551/34.4
1999 Javier Beorlegui.....	49/1,975/40.3
2000 Javier Beorlegui.....	45/1,802/40.0
2001 Javier Beorlegui.....	46/2,001/43.5
2002 Ryan Flinn.....	40/1,673/41.8
2003 .. Matt Prater.....	58/2,781/47.9

2004 Aaron Horne.....	66/2,554/38.7
2005 Aaron Horne.....	52/2,197/42.2
2006 Aaron Horne.....	44/1,472/39.6
2007 Blake Clingan.....	59/2,404/40.7
2008 Blake Clingan.....	88/3,560/40.5
2009 Blake Clingan.....	65/2,422/37.3
2010 Blake Clingan.....	39/1,631/41.8
2011 David Bohner.....	42/1,732/41.2
2012 Jamie Boyle.....	60/2,434/40.6
2013 Caleb Houston.....	41/1,732/42.2
2014 Caleb Houston.....	54/2,103/38.9
2015 Caleb Houston.....	65/2,874/44.2
2016 Caleb Houston.....	74/3,117/42.1
2017 Mac Loudermilk.....	46/1,822/39.6
2018 Mac Loudermilk.....	47/2,042/43.4
2019 Andrew Osteen.....	57/2,408/42.2
2020 Andrew Osteen.....	40/1,756/43.9
2019 Andrew Osteen.....	57/2,408/42.2
2020 Andrew Osteen.....	40/1,756/43.9
2021 Andrew Osteen.....	71/2,919/41.11
2022 Mitch McCarthy.....	40/1,737/43.43
2023 Mitch McCarthy.....	36/1,485/41.3

FIELD GOALS Number/Percent

1979 Tom Hungerford.....	2-4/50.0
1980 Tom Hungerford.....	4-6/66.7
1981 Scott Ryerson.....	18-29/62.1
1982 Scott Ryerson.....	6-12/50.0
1983 Scott Ryerson.....	8-13/61.5
1984 Ed O'Brien.....	6-10/60.0
1985 Ed O'Brien.....	11-20/55.0
1986 Ed O'Brien.....	16-21/76.2
1987 Ed O'Brien.....	20-30/66.7
1988 Travis Allen.....	10-14/71.4
1989 Franco Grilla.....	10-16/62.5
1990 Franco Grilla.....	19-25/76.0
1991 Franco Grilla.....	13-21/61.9
1992 Franco Grilla.....	8-13/61.5
1993 Charlie Pierce.....	15-19/78.9
1994 Charlie Pierce.....	14-16/87.5
1995 Charlie Pierce.....	10-15/66.7
1996 Charlie Pierce.....	8-12/66.7
1997 Fred Waczewski.....	13-16/81.3
1998 Fred Waczewski.....	8-15/53.3
1999 Javier Beorlegui.....	10-20/50.0
2000 Javier Beorlegui.....	14-18/77.8
2001 Javier Beorlegui.....	8-12/66.7
2002 Matt Prater.....	14-21/66.7
2003 Matt Prater.....	10-13/76.9
2004 Matt Prater.....	9-14/64.3
2005 Matt Prater.....	17-26/65.4
2006 Michael Torres.....	17-24/70.8
2007 Michael Torres.....	20-24/83.3
2008 Nick Cattoi.....	4-6/66.7
Daren Daly.....	4-9/44.4
2009 Nick Cattoi.....	14-20/70.0
2010 Nick Cattoi.....	11-19/57.9
2011 Nick Cattoi.....	10-15/66.7
2012 Shawn Moffitt.....	10-14/71.4
2013 Shawn Moffitt.....	21-23/91.3
2014 Shawn Moffitt.....	17-23/73.9
2015 Matthew Wright.....	13-17/76.5
2016 Matthew Wright.....	17-22/77.3
2017 Matthew Wright.....	13-18/72.2
2018 Matthew Wright.....	12-14/85.7
2019 Dylan Barnas.....	15-17/88.2
2020 Daniel Obarski.....	12-17/70.6
2021 Daniel Obarski.....	8-14/57.1
2022 Colton Boomer.....	14-15/93.3
2023 Colton Boomer.....	13-21/61.9



	Total Offense			Rushing		Passing						1st	3rd		Pen.	Scoring		
Year	GP	Yds	YPG	Att.	Yds	YPG	TD	A-C-I	Pct.	Yds	YPG	TD	Dwn	Dwn %	Fum.	Yds	Points	PPG
DIVISION III																		
1979	8	1,884	235.5	283	853	106.6	6	190-104-19	54.7	1,031	128.9	8	106	-	24-11	57-611	104	13.0
1980	9	2,143	238.1	359	909	101.0	5	252-117-22	46.4	1,236	137.3	14	121	-	19-14	66-617	156	17.3
1981	10	2,687	268.7	424	1,374	137.4	6	253-99-17	39.1	1,313	131.3	4	134	-	24-12	53-451	142	14.2
DIVISION II																		
1982	10	2,351	235.1	285	334	33.4	5	382-158-25	41.1	2,017	201.7	6	138	-	35-14	56-630	109	10.9
1983	11	3,897	354.3	478	1,757	159.7	16	310-160-10	51.6	2,150	195.5	19	208	-	35-14	81-722	283	25.7
1984	11	3,449	313.5	404	1,378	125.2	6	352-172-23	48.9	2,071	188.3	18	176	-	27-13	65-717	209	19.0
1985	11	4,265	387.8	452	1,676	152.4	14	445-201-24	45.2	2,589	235.4	19	247	29.0	32-21	98-783	266	24.2
1986	11	4,305	391.3	412	1,794	163.1	16	359-175-20	48.7	2,511	228.3	19	214	-	21-11	91-778	310	28.2
1987	13	5,182	398.6	437	1,436	110.4	17	525-279-27	53.1	3,746	288.1	29	283	-	36-21	88-678	401	30.8
1988	11	4,304	391.3	364	1,090	99.1	16	432-255-14	59.0	3,214	292.2	16	219	-	27-11	109-863	267	24.3
1989	10	3,759	375.9	434	1,716	171.6	19	311-178-15	57.2	2,043	204.3	12	195	-	22-11	80-693	256	25.6
FOOTBALL CHAMPIONSHIP SUBDIVISION																		
1990	14	5,563	397.4	646	3,017	215.5	36	346-189-20	54.6	2,546	181.9	18	-	-	-	-	444	31.7
1991	11	4,345	395.0	451	1,903	173.0	18	329-169-16	51.4	2,442	222.0	13	218	39.4	31-19	105-825	278	25.3
1992	10	4,788	478.8	350	1,815	101.5	20	358-190-19	53.1	2,973	297.3	29	223	40.8	31-17	77-653	373	37.3
1993	12	5,091	424.3	482	2,229	162.7	20	402-225-19	56.0	3,139	261.6	29	258	46.3	28-16	100-861	413	34.4
1994	11	4,889	444.5	426	1,941	176.5	19	360-195-18	54.2	2,948	268.0	27	247	46.9	26-11	89-708	399	36.3
1995	11	4,199	381.7	495	1,995	181.4	22	309-177-10	57.3	2,204	200.4	13	233	38.9	21-14	83-643	283	25.7
FOOTBALL BOWL SUBDIVISION																		
1996	11	4,047	367.9	350	1,025	93.2	12	394-230-20	58.4	3,022	274.7	21	208	41.8	35-18	72-571	275	25.0
1997	11	4,588	417.1	356	1,401	127.4	21	394-243-10	61.7	3,187	289.7	26	220	40.1	13-7	96-745	374	34.0
1998	11	5,365	487.7	378	1,594	144.9	21	411-302-7	73.4	3,771	342.8	29	278	54.0	26-14	92-775	393	35.7
1999	11	4,589	417.2	371	1,430	130.0	17	472-268-11	58.6	3,159	287.2	16	251	39.0	29-13	101-827	277	25.2
2000	11	4,113	373.9	309	866	78.7	13	415-249-18	60.0	3,247	295.2	27	223	40.0	27-13	97-797	333	30.3
2001	11	4,497	408.8	335	1,106	100.5	20	407-230-12	56.5	3,391	308.3	21	234	42.0	22-12	110-892	333	30.3
2002	12	5,233	436.1	361	1,396	116.3	18	442-270-17	61.1	3,837	319.8	31	262	44.0	27-16	96-771	391	32.6
2003	12	3,837	319.8	360	1,175	97.9	11	406-250-19	61.6	2,662	221.8	16	204	30.0	29-15	104-868	224	18.7
2004	11	2,671	267.1	391	995	99.5	7	268-153-11	58.3	1,676	167.6	9	155	34.0	23-9	55-483	151	15.1
2005	13	5,217	401.3	557	2,172	167.1	18	394-233-9	59.1	3,045	234.2	24	280	40.0	21-11	97-823	373	28.7
2006	12	4,478	373.2	442	1,673	139.4	11	381-227-10	59.6	2,805	233.8	14	231	43.2	19-9	55-484	232	19.3
2007	14	5,763	411.6	670	3,287	234.8	41	346-198-12	57.2	2,476	176.9	15	293	38.7	29-15	74-665	502	35.9
2008	12	2,754	229.5	453	1,359	113.2	8	308-132-11	42.9	1,395	116.2	12	156	29.2	26-14	68-627	199	16.6
2009	13	4,431	340.8	480	1,697	130.5	20	379-223-13	58.8	2,734	210.3	21	249	37.9	15-7	52-489	340	26.2
2010	14	5,236	374.0	602	2,626	187.6	36	296-191-11	64.5	2,610	186.4	16	290	51.0	21-8	71-566	449	32.1
2011	12	4,881	406.8	466	2,205	168.8	27	346-235-8	67.9	2,856	238.0	11	252	44.6	17-10	68-587	325	27.1
2012	14	5,703	407.4	527	2,545	181.8	33	412-257-7	62.4	3,158	225.6	28	301	48.9	13-8	60-507	496	35.4
2013	13	5,740	441.5	471	2,079	159.9	28	404-269-11	66.6	3,661	281.6	26	291	48.7	20-10	62-541	450	34.6
2014	13	4,727	363.6	526	1,668	128.3	19	416-233-15	56.0	3,059	235.3	23	266	41.5	23-14	76-706	365	28.1
2015	12	3,221	268.4	356	975	81.2	4	425-211-23	49.6	2,246	187.2	13	189	29.4	17-10	64-541	167	13.9
2016	13	4,561	350.8	527	1,835	141.2	25	448-244-9	54.5	2,726	209.7	14	249	29.7	26-16	91-729	374	28.8
2017	13	6,896	530.5	500	2,583	198.7	39	424-287-9	67.7	4,313	331.8	38	327	45.5	10-6	109-888	627	48.2
2018	13	6,795	522.7	594	3,448	265.2	43	392-224-7	57.1	3,347	257.5	29	347	50.3	16-7	97-848	562	43.2
2019	13	7,026	540.5	559	2,909	223.8	34	457-271-8	59.3	4,117	316.7	36	333	40.5	20-7	111-952	564	43.4
2020	10	5,681	568.1	444	2,107	210.7	23	415-249-4	60.0	3,574	357.4	32	283	48.8	12-6	92-748	422	42.2
2021	13	5,232	402.5	476	2,552	196.3	27	390-252-9	64.6	2,680	206.2	29	264	37.9	13-6	80-696	415	31.9
2022	14	6,574	469.6	615	3,197	228.4	35	451-291-9	64.5	3,377	241.2	22	342	46.4	22-12	68-649	460	32.86
2023	13	6,331	487.0	529	2,967	228.2	28	229-366-11	62.5	3,364	258.8	24	300	50.0	13-7	79-651	407	31.3

- Single-Season Records in **Bold**



	Total Offense			Rushing			Passing					1st	3rd		Pen.	Scoring		
Year	GP	Yds	YPG	Att.	Yds	YPG	TD	A-C-I	Pct.	Yds	YPG	TD	Dwn	Dwn %	Fum.	Yds	Points	PPG
DIVISION III																		
1979	8	1,803	225.4	386	1,183	147.9	11	135-30-16	44.4	620	77.5	1	112	-	23-10	54-549	96	12.0
1980	9	2,381	264.5	391	1,396	155.1	11	168-69-12	41.1	985	109.4	9	113	40.6	25-18	69-610	175	19.4
1981	10	2,875	287.5	460	1,665	166.5	9	237-102-20	43.0	1,210	121.0	5	156	-	31-22	71-837	130	13.0
DIVISION II																		
1982	10	4,260	426.0	546	2,536	253.6	29	217-110-6	50.7	1,724	172.4	15	200	-	40-24	106-921	356	35.6
1983	11	4,193	381.2	512	2,310	210.0	26	263-127-11	48.3	1,883	171.2	13	191	41.0	29-14	82-729	306	27.8
1984	11	4,787	435.2	549	2,407	218.8	30	291-155-11	53.5	2,380	216.4	19	242	-	28-14	87-742	398	36.2
1985	11	4,866	442.4	516	2,544	231.3	30	342-164-10	48.0	2,322	211.1	18	229	30.9	29-19	103-843	386	35.1
1986	11	3,700	336.4	515	1,842	167.5	12	284-136-17	47.9	1,858	168.9	12	190	35.9	27-10	77-721	227	20.6
1987	13	3,594	276.5	623	2,059	158.4	14	334-136-21	40.7	1,535	118.1	8	195	36.7	37-14	127-1,049	210	16.2
1988	11	4,048	368.0	435	2,133	193.9	21	254-133-16	52.4	1,915	174.1	14	197	37.2	24-16	78-620	288	26.2
1989	10	2,763	276.3	402	1,638	163.8	9	218-100-9	45.9	1,125	112.5	11	154	38.5	34-15	60-545	168	16.8
FOOTBALL CHAMPIONSHIP SUBDIVISION																		
1990	14	3,955	282.5	574	1,922	137.3	19	326-171-11	50.9	2,033	145.2	14	241	35.7	31-15	117-929	280	20.0
1991	11	3,727	338.8	457	1,613	146.6	14	287-147-18	51.2	2,114	192.2	14	201	36.3	21-10	84-722	230	20.9
1992	10	4,182	418.2	487	2,022	202.2	17	332-161-20	48.5	2,160	216.0	13	220	36.4	30-14	65-485	243	24.3
1993	12	4,294	357.8	470	1,470	122.5	21	402-233-18	58.0	2,824	235.3	13	251	37.6	28-18	82-706	277	23.1
1994	11	4,052	368.4	433	1,735	157.7	14	343-196-9	57.1	2,317	210.6	18	214	36.4	23-12	96-816	263	23.9
1995	11	3,956	359.6	448	2,088	189.8	23	257-136-9	52.9	1,868	169.8	9	203	38.3	34-22	76-615	280	25.5
FOOTBALL BOWL SUBDIVISION																		
1996	11	4,267	387.9	465	1,656	150.5	12	337-194-6	57.6	2,611	237.4	20	213	37.3	20-10	66-602	261	23.7
1997	11	4,333	393.9	408	1,446	131.5	21	369-213-11	57.7	2,887	262.5	20	225	41.2	19-10	51-532	303	27.5
1998	11	3,544	322.2	402	1,905	142.5	13	322-176-7	54.7	1,977	179.7	12	213	31.0	16-8	59-522	209	19.0
1999	11	4,111	373.7	376	1,306	118.7	13	389-228-11	58.6	2,805	255.0	24	223	39.0	22-11	86-733	318	28.9
2000	11	3,562	323.8	460	1,440	130.9	15	328-177-15	54.0	2,122	192.9	11	220	32.0	28-13	76-674	221	20.1
2001	11	3,381	307.4	405	1,423	129.4	15	324-180-7	55.6	1,958	178.0	6	187	37.0	31-15	77-617	204	18.5
2002	12	4,245	353.8	499	1,796	149.7	15	380-216-13	56.8	2,449	204.1	19	241	43.0	32-14	73-569	315	26.2
2003	12	4,833	402.8	552	2,229	191.6	26	318-208-5	65.4	2,534	211.2	19	264	40.0	19-7	80-711	373	31.1
2004	11	3,901	390.1	416	1,938	193.8	21	299-181-11	60.5	2,389	196.3	21	200	40.0	17-9	57-462	321	32.1
2005	13	5,466	420.5	477	2,326	178.9	25	419-248-19	59.2	3,140	241.5	23	280	39.0	21-13	79-616	373	28.7
2006	12	4,777	398.1	400	1,791	149.2	16	392-244-10	62.2	2,986	248.8	22	251	47.9	12-2	51-405	345	28.8
2007	14	5,130	366.4	497	1,864	133.1	15	528-290-24	54.9	3,266	233.3	26	272	38.3	16-4	84-749	372	26.6
2008	12	4,005	333.8	449	1,513	126.1	18	398-208-18	52.3	2,492	207.7	14	201	35.4	15-8	69-581	289	24.1
2009	13	4,557	350.5	416	1,076	82.8	12	455-281-12	61.8	3,481	267.8	20	245	42.3	31-16	72-554	293	22.5
2010	14	4,415	315.4	451	1,517	108.4	9	475-258-17	54.3	2,898	207.0	21	243	43.0	19-6	61-523	240	17.1
2011	12	3,640	303.3	347	1,306	108.8	9	385-208-9	54.0	2,334	194.5	12	188	31.5	13-6	51-412	220	18.3
2012	14	5,230	373.6	544	2,182	155.9	21	480-288-11	60.0	3,048	217.7	16	292	40.2	26-16	55-438	309	22.1
2013	13	4,706	362.0	400	1,592	122.5	21	479-272-14	56.8	3,114	239.5	13	248	41.2	21-12	92-745	277	21.3
2014	13	3,881	298.5	428	1,356	104.3	10	441-243-18	55.1	2,525	194.2	17	225	37.3	23-10	114-1,037	249	19.2
2015	12	5,569	464.1	495	2,390	199.2	24	356-233-4	65.4	3,179	264.9	31	267	47.5	15-9	87-776	452	37.7
2016	13	4,814	370.3	576	2,204	169.5	22	432-223-15	51.6	2,610	200.8	16	255	29.0	24-11	80-741	320	24.6
2017	13	5,563	427.9	498	2,078	159.8	16	471-261-20	55.4	3,485	268.1	24	280	40.8	17-12	108-967	329	25.3
2018	13	5,638	433.7	618	2,890	222.3	17	413-229-14	55.5	2,748	211.4	16	307	41.9	19-14	104-965	295	22.7
2019	13	4,499	346.1	546	2,383	146.6	14	439-230-13	52.4	2,593	199.5	17	262	29.3	15-8	102-895	299	23.0
2020	10	4,918	491.8	444	1,926	192.6	17	350-209-9	59.7	2,992	299.2	26	276	43.2	21-13	70-599	332	33.2
2021	13	4,801	369.3	479	2,070	159.2	24	466-269-11	57.7	2,731	210.1	12	276	37.9	13-6	80-633	319	24.5
2022	14	5,334	381.0	488	2,222	158.7	24	454-268-6	59.0	3,112	222.3	15	282	38.1	19-11	71-566	331	23.6
2023	13	5,083	391.0	516	2,526	194.3	26	210-366-12	57.0	2,557	196.7	12	283	40.0	9-4	61-512	335	25.8

- Single-Season Records in **Bold**

Year	Week	AP Poll	Votes	Coaches Poll	Votes	BCS/CFP
2010	11	25	74	23	99	--
	14	--	12	25	62	--
	15	--	63	24	143	25 (Final)
	Final	21	225	20	328	--
2013	9	21	345	25	151	23
	10	19	464	22	300	23
	11	19	472	21	340	21
	12	15	596	19	468	17
	13	17	535	20	446	18
	14	17	588	19	512	19
	15	15	621	17	572	16
	16	15	629	15	658	15 (Final)
	Final	10	959	12	865	--
2017	6	25	120	25	61	--
	7	22	274	21	273	--
	8	20	387	20	439	--
	9	18	500	17	561	--
	10	15	654	14	727	18
	11	14	736	12	854	18
	12	14	807	12	910	15
	13	13	833	12	915	15
	14	12	906	11	957	14
	15	10	983	10	986	12 (Final)
	Final	6	1248	7	1202	--
2018	Pre	21	312	23	259	--
	2	19	407	20	339	--
	3	18	494	18	438	--
	4	16	556	18	500	--
	5	13	727	14	705	--
	6	12	759	13	763	--
	7	10	917	0	932	--
	8	10	979	9	1034	--
	9	10	996	10	1008	--
	10	9	1014	9	1082	12
	11	11	1001	11	1054	12
	12	11	983	11	1042	11
	13	8	1064	9	1108	9
	14	7	1146	7	1200	8
	15	7	1158	7	1218	8 (Final)
	Final	11	898	12	876	--
2019	Pre	17	410	17	436	--
	1	18	445	17	513	--
	2	17	544	16	584	--
	3	15	703	16	697	--
	4	22	252	23	233	--
	5	18	352	19	308	--
	Final	24	78	24	72	--
2020	Pre	21	229	21	232	--
	1	14	632	13	414	--
	2	13	771	15	497	--
	3	11	743	12	577	--
	4	--	112	25	127	--
2022	9	25	111	25	89	25
	10	22	257	21	273	22
	11	17	537	18	522	20
	12	25	87	--	--	22
	13	22	170	23	141	22



UCF rankings in the top 20 of NCAA team statistical categories since 1996, the year the Knights began competing in the NCAA Football Bowl Subdivision (FBS):

Total Offense

1998	7th	487.7
2002	11th	436.1
2017	5th	530.5
2018	5th	522.7
2019	2nd	540.5
2020	2nd	568.1
2023	8th	487.0

Rushing Offense

2007	9th	234.8
2018	8th	265.2
2019	19th	223.8
2022	9th	228.4
2023	4th	228.2

Passing Offense

1996	16th	274.7
1997	11th	289.7
1998	6th	342.8
1999	15th	287.2
2000	12th	295.2
2001	8th	308.3
2002	6th	319.8
2017	10th	331.8
2019	8th	316.8
2020	4th	357.4

Scoring Offense

1997	16th	34.0
1998	12th	35.7
2002	19th	32.6
2007	17th	35.9
2017	1st	48.2
2018	6th	43.2
2019	5th	43.5
2020	8th	42.2

Total Defense

2001	16th	307.4
2010	15th	315.4
2011	9th	303.3
2014	5th	298.5

Rushing Defense

2009	4th	82.8
2010	8th	108.4
2011	16th	108.8
2013	16th	122.5
2014	6th	104.3

Passing Defense

2001	15th	178.0
------	------	-------

Scoring Defense

2001	16th	18.6
2010	8th	17.1
2011	9th	18.3
2013	17th	21.3
2014	9th	19.2

First Downs

2017	9th	327
2018	5th	347
2019	8th	333
2020	7th	283
2022	11th	342

Passing Efficiency

2000	13th	138.52
2001	5th	149.47
2010	18th	148.97
2013	12th	158.50
2017	2nd	178.47
2019	15th	157.47
2020	18th	155.86
2023	15th	155.40

Passing Yards Per Completion

2017	9th	15.03
2018	9th	14.94
2019	8th	15.19
2020	17th	14.35
2023	8th	14.69

Pass Completion Percentage

2013	11th	.666
2017	5th	.677

Fewest Passes Had Intercepted

2012	19th	7
2020	17th	4

Net Punting

2001	11th	37.53
2003	2nd	41.93
2015	10th	40.87

Punt Returns

2005	4th	16.54
2006	8th	14.28
2008	11th	13.18
2010	12th	13.13
2017	6th	14.71

Kickoff Returns

2008	6th	24.94
2009	13th	24.79
2010	1st	27.78
2011	3rd	26.93
2012	12th	24.82
2014	3rd	26.58
2017	10th	24.83

Time of Possession

2013	20th	32:11
2014	19th	31:53

Passes Intercepted

2014	10th	18
2017	2nd	20

Red-Zone Defense

2013	13th	.737
2014	6th	.714
2018	11th	.750

Pass Efficiency Defense

2008	18th	126.08
2010	18th	112.98
2011	8th	110.53
2013	20th	114.50
2014	11th	107.76
2016	12th	107.65
2019	3rd	108.86
2021	6th	110.73

Sacks

2009	6th	2.92
2016	17th	2.92

Fewest Sacks Allowed

2017	5th	1.00
------	-----	------

Tackles For Loss

2008	3rd	8.17
2009	13th	7.23
2016	9th	7.9
2018	5th	8.2
2019	1st	9.0

Fewest Tackles for Loss Allowed

2018	17th	4.69
------	------	------

Fumbles Recovered

2012	5th	16
2013	15th	12
2017	13th	12
2018	3rd	14
2020	1st	13
2022	20th	11

Turnover Margin

2005	12th	.92
2009	17th	.62
2012	16th	.86
2017	2nd	1.31
2018	3rd	1.08
2020	5th	1.20

Turnovers Gained

2016	18th	26
2017	2nd	32
2018	6th	28
2020	6th	22

Fewest Turnovers Lost

2012	13th	15
2018	15th	14

Fewest Fumbles Lost

2017	20th	6
2021	20th	5

Third-Down Conversion Percentage

2012	12th	.489
2013	14th	.487
2017	15th	.455
2018	5th	.503
2020	11th	.487
2022	16th	.464
2023	4th	.500

Fourth-Down Conversion Percentage

2021	1st	.846
2022	17th	.633

Red Zone Offense

2016	12th	.914
2018	14th	.898

Third-Down Conversion Percentage Defense

2016	6th	.290
2019	5th	.293

Fourth-Down Conversion Percentage Defense

2014	9th	.286
------	-----	------

UCF players who have ranked in the top 20 of NCAA individual statistical categories since 1996, the year the Knights began competing in the NCAA Football Bowl Subdivision (FBS):

Rushing Yards Per Game

2007	1st	Kevin Smith	183.36
2023	10th	RJ Harvey	108.9

Rushing Yards Per Carry

2018	2nd	Greg McCrae	8.89
2023	17th	RJ Harvey	6.27

Rushing TDs

2013	19th	Storm Johnson	14
2022	10th	Isaiah Bowser	16
2023	6th	RJ Harvey	16

Passing Efficiency

1997	15th	Daunte Culpepper	146.9
1998	3rd	Daunte Culpepper	170.2
2000	9th	Ryan Schneider	146.98
2002	4th	Ryan Schneider	151.62
2010	15th	Jeffrey Godfrey	154.31
2013	9th	Blake Bortles	163.4
2017	2nd	McKenzie Milton	179.3
2018	9th	McKenzie Milton	161.0
2019	13th	Dillon Gabriel	156.9
2020	16th	Dillon Gabriel	156.3

Passing Yards

2013	16th	Blake Bortles	3,581
2017	7th	McKenzie Milton	4,037
2019	13th	Dillon Gabriel	3,653
2020	5th	Dillon Gabriel	3,570

Passing Yards Per Game

2013	18th	Blake Bortles	275.5
2017	9th	McKenzie Milton	310.5
2018	18th	McKenzie Milton	266.3
2019	15th	Dillon Gabriel	281.0
2020	1st	Dillon Gabriel	357.0

Passing Yards Per Completion

2013	16th	Blake Bortles	13.83
2017	5th	McKenzie Milton	15.23
2018	3rd	McKenzie Milton	15.57
2019	4th	Dillon Gabriel	15.48
2020	12th	Dillon Gabriel	14.40
2023	11th	John Rhys Plumlee	14.11

Passing Yards Per Attempt

2017	2nd	McKenzie Milton	10.22
2018	7th	McKenzie Milton	9.21
2019	8th	Dillon Gabriel	9.18
2020	17th	Dillon Gabriel	8.64

Pass Completions Per Game

1999	9th	Vic Penn	23.82
2020	7th	Dillon Gabriel	24.80

Passing TDs

2017	4th	McKenzie Milton	37
2019	17th	Dillon Gabriel	29
2020	4th	Dillon Gabriel	32

Completion Percentage

2013	10th	Blake Bortles	.678
2017	4th	McKenzie Milton	.671

Total Offense Per Game

1996	18th	Daunte Culpepper	242.45
------	------	------------------	--------

1997	4th	Daunte Culpepper	320.36
1998	3rd	Daunte Culpepper	377.55
1999	12th	Vic Penn	295.09
2000	17th	Ryan Schneider	249.56
2001	19th	Ryan Schneider	261.73
2002	5th	Ryan Schneider	306.75
2017	4th	McKenzie Milton	357.7
2018	10th	McKenzie Milton	297.0
2019	19th	Dillon Gabriel	287.0
2020	2nd	Dillon Gabriel	373.9

Receptions Per Game

1997	6th	Siaha Burley	7.0
1998	5th	Siaha Burley	8.0
1999	6th	Charles Lee	7.91
2000	2nd	Tyson Hinshaw	8.09
2002	18th	Doug Gabriel	6.25
2006	3rd	Mike Walker	7.50
2020	3rd	Marlon Williams	8.9
2021	20th	Ryan O'Keefe	6.5

Receiving Yards

2017	12th	Tre'Quan Smith	1,171
2019	12th	Gabriel Davis	1,241
2020	9th	Marlon Williams	1,039
2020	14th	Jaylon Robinson	979

Receiving Yards Per Game

1996	20th	Mark Nonsant	84.09
1997	10th	Siaha Burley	100.55
1998	14th	Siaha Burley	103.82
1999	9th	Charles Lee	103.0
2000	10th	Tyson Hinshaw	99.00
2002	10th	Doug Gabriel	103.08
2002	19th	Jimmy Fryzel	93.83
2006	t-5th	Mike Walker	98.17
2017	14th	Tre'Quan Smith	90.1
2019	8th	Gabriel Davis	103.4
2020	5th	Marlon Williams	129.9
2023	17th	Javon Baker	87.6

Yards Per Reception

2014	6th	Breshad Perriman	20.88
2017	14th	Tre'Quan Smith	19.85
2020	17th	Ryan O'Keefe	19.55
2023	2nd	Javon Baker	21.90
2023	7th	Kobe Hudson	20.45

Receiving TDs

2017	4th	Tre'Quan Smith	13
2019	12th	Gabriel Davis	12
2020	7th	Marlon Williams	10
2020	18th	Jacob Harris	8
2021	16th	Brandon Johnson	11

All-Purpose Yards Per Game

2002	11th	Doug Gabriel	160.08
2007	5th	Kevin Smith	200.64
2023	12th	RJ Harvey	130.38

Total Points Scored

2017	16th	Matthew Wright	119
2018	18th	Matthew Wright	110

Total TDs

2022	13th	Isaiah Bowser	16
2023	8th	RJ Harvey	17

Scoring Per Game

2007	1st	Kevin Smith	12.86
2012	10th	Latavius Murray	10.36
2017	15th	Matthew Wright	9.2

Points Responsible For

2017	5th	McKenzie Milton	270
2018	15th	McKenzie Milton	204
2019	16th	Dillon Gabriel	200
2020	5th	Dillon Gabriel	212

Points Responsible For Per Game

2017	5th	McKenzie Milton	20.8
2018	5th	McKenzie Milton	20.4
2020	5th	Dillon Gabriel	21.2

Punting

1996	17th	Charlie Pierce	44.06
1997	14th	Marek Butcher	43.86
2003	1st	Matt Prater	47.95

Punt Returns

2005	6th	Joe Burnett	16.54
2008	10th	Joe Burnett	15.54
2010	9th	Josh Robinson	15.20
2018	10th	Otis Anderson	11.9
2019	6th	Otis Anderson	13.2
2022	16th	Xavier Townsend	9.3

Punt Return TDs

2016	7th	Justin McDonald	1
2017	10th	Mike Hughes	1
2019	3rd	Otis Anderson	1
2022	1st	Quadric Bullard	2

Kickoff Returns

2007	9th	Curtis Francis	29.23
2008	7th	Joe Burnett	28.65
2010	2nd	Quincy McDuffie	32.19
2011	5th	Rannell Hall	31.04
2012	1st	Quincy McDuffie	34.24
2014	11th	Rannell Hall	27.5
2017	4th	Mike Hughes	31.8

Kickoff Return TDs

2014	12th	Michael Easton	1
2016	8th	Adrian Killins Jr.	1
2017	5th	Mike Hughes	2

Combined Kick Return Yards

2017	10th	Mike Hughes	868
------	------	-------------	-----

Field Goals Per Game

2006	8th	Mike Torres	1.55
2007	t-19th	Mike Torres	1.54
2013	8th	Shawn Moffitt	1.62

Field Goal Percentage

2013	12th	Shawn Moffitt	.913
2018	15th	Matthew Wright	.857
2019	11th	Dylan Barnas	.882
2022	8th	Colton Boomer	.933

Total Interceptions

2018	3rd	Richie Grant	6
2019	17th	Antwan Collier	4

Interceptions Per Game

2008	t-19th	Sha'reff Rashad	.42
2009	t-11th	Josh Robinson	.46
2014	4th	Jacoby Glenn	.5
2018	5th	Richie Grant	.5

Passes Defended Per Game

2013	9th	Jacoby Glenn	1.4
2014	8th	Jacoby Glenn	1.4
2016	5th	Shaquill Griffin	1.5

Sacks Per Game

2009	5th	Bruce Miller	1.00
2009	t-16th	Jarvis Geathers	.85
2016	12th	Shaquem Griffin	.88

Tackles For Loss Per Game

2008	t-17th	Bruce Miller	1.42
2009	t-18th	Bruce Miller	1.38
2016	13th	Shaquem Griffin	1.5

Forced Fumbles Per Game

2020	16th	Eriq Gilyard	0.33
------	------	--------------	------

Fumbles Recovered

2013	9th	Sean Maag	3
2015	7th	T.J. Mutcherson	3
2020	12th	Eriq Gilyard	2
2020	12th	Richie Grant	2
2021	1st	Quadric Bullard	3
2023	6th	Demari Henderson	3

8
Daunte CULPEPPER

first-team all-american

CAREER STATS
Passing: 889 completions/1,391 attempts/
11,412 yards/84 TD

Rushing: 456 carries/1,020 yards/24 TD

HIGHLIGHTS

- Set more than 30 school records, including career marks for total offense (12,432 yards), passing yardage (11,412), touchdown passes (84) and career passing efficiency (146.72)
- In 1998, established an NCAA single-season completion percentage record at .736, breaking the 15-year old mark of .713 set by Steve Young
- Became only the third player in NCAA history to pass for more than 10,000 yards and rush for more than 1,000 yards in a career
- Guided the Knights to a 9-2 record as a senior in 1998
- Won the 1998 Sammy Baugh Trophy as the top quarterback in the nation
- Finished sixth in the 1998 Heisman Trophy balloting
- The Sports Network National Player of the Year (1998)
- The Sports Network All-America First Team (1998)
- *NFL Draft Report* Dream Team Player of the Year (1998)
- *NFL Draft Report* All-America First Team (1997, 1998)
- *Playboy* All-America selection (1998)

- *Football News* Independent Player of the Year (1998)
- Finalist for the Johnny Unitas Golden Arm Award (1998)
- Semifinalist for the Davey O'Brien National Quarterback Award (1997, 1998)
- Semifinalist for the *Football News* Offensive Player of the Year (1997, 1998)
- Florida Sports Hall of Fame Amateur Athlete of the Year (1997, 1998)
- *USA Today* Online Positive Performer (1998)
- American Football Coaches Association Good Works Team (1998)


19
Joe BURNETT

first-team all-american

CAREER STATS
Punt Returns: 96 returns/1,304 yards/3 TD

Kickoff Returns: 26 returns/745 yards/2 TD

HIGHLIGHTS

- As a senior, ranked in the top-10 nationally in both kickoff returns (7th, 28.7) and punt returns (10th, 14.5)
- Averaged 102.17 all-purpose yards per contest in 2008
- Had a pair of kickoff return touchdowns as a senior
- Holds the UCF and Conference USA career records with 1,304 punt return yards, a sum that ranks 19th in NCAA history
- Returned a program-record three punt returns for touchdowns
- Also finished career as UCF's leader in interceptions with 16
- ESPN.com All-America First Team (2008)
- *Sports Illustrated* All-America First Team (2008)
- Walter Camp All-America Second Team (2008)

- Conference USA Special Teams Player of the Year (2008)
- Eight-time first-team All-C-USA pick
- Football Writers Association of America Freshman All-America First Team (2005)
- CollegeFootballNews.com Freshman All-American (2005)
- Rivals.com Freshman All-America First Team (2005)
- *The Sporting News* Freshman All-America Third Team (2005)


24
Kevin SMITH

first-team all-american

Career Stats
Rushing: 905 carries/4,679 yards/45 TD

Highlights

- Established 17 school rushing records, including career bests for carries (905), yardage (4,679), touchdowns (45) and 100-yard games (22)
- Rushed for 2,567 yards in 2007, which at the time ranked second in NCAA Football Bowl Subdivision history behind Barry Sanders
- In 2007, established NCAA FBS single-season records with 450 rushes and 13 100-yard performances
- Finished his career with 4,679 yards, the most in the state of Florida's history
- Became the first player in the state of Florida history to rush for more than 2,000

yards in a season (2007)

- Guided the Knights to a pair of bowl game appearances and the 2007 Conference USA Championship
- 2007 Consensus All-America selection
- Associated Press All-America First Team (2007)
- CBSSports.com All-America First Team (2007)
- ESPN.com All-America First Team (2007)
- Football Writers Association of America All-America First Team (2007)
- *The Sporting News* All-America First Team (2007)
- SportsIllustrated.com All-America First Team (2007)
- Walter Camp All-America First Team (2007)
- Finished eighth in the Heisman Trophy balloting in 2007
- Charity Sports Dinner National Player of the Year (2007)
- Conference USA Offensive Player of the Year (2007)
- Conference USA Freshman of the Year (2005)



Big 12 Conference
First Team

2023 – Javon Baker, WR
2023 – Tre'mon Morris-Brash, DE

Second Team

2023 – Jason Johnson, LB

Honorable Mention

2023 – John Rhys Plumlee, QB
2023 – RJ Harvey, RB
2023 – Kobe Hudson, WR
2023 – Lokahi Pauole, OL
2023 – Tylan Grable, OL
2023 – Xavier Townsend, KR/PR
2023 – Malachi Lawrence, DE
2023 – Lee Hunter, DT
2023 – Corey Thornton, DB
2023 – Demari Henderson, DB
2023 – Colton Boomer, K

American Athletic Conference
Offensive Player of the Year

2018 – McKenzie Milton, QB
2017 – McKenzie Milton, QB
2013 – Blake Bortles, QB

Defensive Player of the Year

2016 – Shaquem Griffin, LB
2014 – Jacoby Glenn, DB

Rookie of the Year

2015 – Tre'Quan Smith, WR

Coach of the Year

2017 – Scott Frost
2013 – George O'Leary

All-American Athletic Conference
First Team

2022 – Ryan Swoboda, OT
2022 – Lokahi Pauole, OG
2022 – Ricky Barber, DL
2022 – Tre'Mon Morris-Brash, DL
2022 – Jason Johnson, LB
2021 – Big Kat Bryant, DL
2020 – Jaylon Robinson, WR
2020 – Marlon Williams, WR
2020 – Cole Schneider, OL
2020 – Matthew Lee, OL
2020 – Richie Grant, DB
2019 – Gabriel Davis, WR
2019 – Jake Brown, OL
2019 – Richie Grant, DB
2018 – Jake Brown, OL
2018 – Nevelle Clarke, DB
2018 – Nate Evans, LB
2018 – Richie Grant, DB
2018 – Jordan Johnson, OL
2018 – McKenzie Milton, QB
2018 – Cole Schneider, OL
2017 – Jordan Akins, TE
2017 – Aaron Evans, OL
2017 – Kyle Gibson, DB
2017 – Shaquem Griffin, LB
2017 – Mike Hughes, DB
2017 – Jordan Johnson, OL
2017 – Adrian Killins Jr., RB
2017 – McKenzie Milton, QB
2017 – Jamiyus Pittman, DL
2016 – Shaquem Griffin, LB
2014 – Clayton Geathers, DB
2014 – Jacoby Glenn, DB
2014 – Breshad Perriman, WR
2014 – Terrance Plummer, LB
2014 – William Stanback, RB
2013 – Blake Bortles, QB
2013 – Jacoby Glenn, DB
2013 – Storm Johnson, RB
2013 – Justin McCray, OG
2013 – Jordan McCray, OG
2013 – Terrance Plummer, LB

All-American Athletic Conference
Second Team

2022 – Isaiah Bowser, RB
2022 – Matthew Lee, C
2022 – Samuel Jackson, OG
2022 – Ryan O'Keefe, WR
2021 – Divaad Wilson, S
2021 – Lokahi Pauole, OG
2021 – Ryan O'Keefe, WR
2020 – Dillon Gabriel, QB
2020 – Otis Anderson, RB
2020 – Aaron Robinson, DB
2019 – Cole Schneider, OL
2019 – Adrian Killins Jr., RB
2019 – Brendon Hayes, DL
2019 – Nate Evans, LB
2019 – Aaron Robinson, DB

2018 – Gabriel Davis, WR
2018 – Titus Davis, DL
2018 – Brendon Hayes, DL
2018 – Pat Jasinski, LB
2018 – Adrian Killins Jr., RB, KR
2018 – Wyatt Miller, OL
2018 – Matthew Wright, PK
2017 – Chequan Burkett, LB
2017 – Trysten Hill, DL
2017 – Mike Hughes, KR
2017 – Mac Loudermilk, P
2017 – Wyatt Miller, OL
2017 – Tre'Quan Smith, WR
2017 – Matthew Wright, PK
2016 – Shaquill Griffin, DB
2016 – Jamiyus Pittman, DL
2015 – Caleb Houston, P
2014 – Brandon Alexander, DB
2014 – Jaryl Mamea, DT
2014 – Thomas Niles, DE
2014 – Torrian Wilson, OT
2013 – Clayton Geathers, S
2013 – Chris Martin, OT
2013 – Shawn Moffitt, PK
2013 – William Stanback, RB
2013 – J.J. Worton, WR

All-American Athletic Conference
Honorable Mention

2021 – Tatum Bethune, LB
2021 – Cole Schneider, OG
2021 – Marcus Tatum, OT
2020 – Lokahi Pauole, OL
2019 – Otis Anderson, RB
2019 – Nevelle Clarke, DB
2019 – Tre Nixon, WR
2019 – Kenny Turnier, DL
2018 – Michael Colubiale, TE
2018 – Brandon Moore, DB
2016 – Drico Johnson, DB

Conference USA
Offensive Player of the Year

2007 – Kevin Smith, TB (media)

Defensive Player of the Year

2012 – Kemal Ishmael, DB

2010 – Bruce Miller, DE

2009 – Bruce Miller, DE

Freshman of the Year

2010 – Jeff Godfrey, QB

2005 – Kevin Smith, TB

Special Teams Player of the Year

2012 – Quincy McDuffie, KR

2008 – Joe Burnett, PR/KR

Coach of the Year

2010 – George O'Leary

2007 – George O'Leary

(coaches, media)

2005 – George O'Leary

All-C-USA First Team

2012 – Troy Davis, DL
2012 – Kemal Ishmael, DB
2012 – Quincy McDuffie, KR
2012 – Latavius Murray, RB
2012 – Jordan Rae, OL
2012 – J.J. Worton, PR
2011 – Josh Robinson, DB
2011 – Rannell Hall, KR
2010 – Kemal Ishmael, DB
2010 – Quincy McDuffie, KR
2010 – Bruce Miller, DE
2010 – Jah Reid, OL
2010 – Josh Robinson, DB
2009 – Jarvis Geathers, DL
2009 – Cory Hogue, LB
2009 – Bruce Miller, DL
2009 – Jah Reid, OL
2008 – Joe Burnett, DB/KR/PR
2008 – Sha'reff Rashad, DB
2007 – Joe Burnett, DB/PR
(coaches, media)
2007 – Michael Buscemi, LS
(coaches, media)
2007 – Leger Douzable, DL
(coaches, media)
2007 – Josh Sitton, OL (media)
2007 – Kevin Smith, TB
(coaches, media)
2007 – Kyle Smith, OL (media)
2006 – Joe Burnett, PR
2006 – Mike Sims-Walker, WR
2005 – Joe Burnett, DB/PR
2005 – Paul Carrington, DE
2005 – Cedric Gagne-Marcoux, OL

All-C-USA Second Team

2012 – Blake Bortles, QB
2012 – A.J. Bouye, CB
2012 – Torrian Wilson, OL
2011 – Nick Pieschel, OL
2011 – Charley Hughlett, LS
2010 – Charley Hughlett, LS
2010 – Darius Nall, DE
2010 – Ronnie Weaver, RB
2009 – Josh Robinson, DB
2009 – Torell Troup, OL
2008 – Patrick Brown, OL
2008 – Bruce Miller, DL
2008 – Torell Troup, DL
2007 – Bruce Miller, DE (media)
2007 – Sha'reff Rashad, DB
(coaches, media)
2007 – Keith Shologan, DL
(coaches)
2007 – Josh Sitton, OL (coaches)
2007 – Kyle Smith, OL (coaches)
2006 – Joe Burnett, DB
2006 – Michael Buscemi, LS
2006 – Leger Douzable, DL
2006 – Kevin Smith, TB
2005 – Darcy Johnson, TE
2005 – Brandon Marshall, WR
2005 – Kevin Smith, TB
2005 – Mike Sims-Walker, WR

All-C-USA Third Team

2006 – Leger Douzable, DL (media)
2006 – Kevin Smith, TB (media)

C-USA Honorable Mention

2012 – Rannell Hall, WR
2012 – Jordan McCray, OL
2012 – Justin Tukes, TE
2011 – Theo Goins, OL
2011 – Jordan Rae, OL
2011 – Adam Nissley, TE
2011 – Victor Gray, DL
2011 – Kemal Ishmael, DB
2010 – Derrick Hallman, LB
2010 – Adam Nissley, TE
2010 – Nick Pieschel, OL
2010 – Brian Watters, WR
2010 – David Williams, DL
2010 – Josh Robinson, PR
2009 – Derrick Hallman, LB
2009 – Brynn Harvey, RB
2009 – Brett Hodges, QB
2009 – Charley Hughlett, SN
2009 – Lawrence Young, LB
2008 – Derrick Hallman, LB
2008 – Johnell Neal, DB
2008 – Jason Venson, DB
2008 – Lawrence Young, LB
2007 – Parick Brown, OL (coaches)
2007 – Mike Merritt, TE (coaches)
2007 – Bruce Miller, DE (coaches)
2007 – Michael Torres, PK (coaches)
2007 – Curtis Francis, KR (coaches)
2007 – Jason Venson, DB (coaches)

C-USA All-Freshman Team

2012 – Deion Green, DL
2012 – Breshad Perriman, WR
2011 – Blake Bortles, QB
2011 – Torrian Wilson, OL
2011 – J.J. Worton, WR
2011 – Troy Gray, LB
2011 – Clayton Geathers, DB
2011 – Rannell Hall, KR
2010 – Jeff Godfrey, QB
2010 – Victor Gray, DL
2010 – Jordan McCray, OL
2010 – Justin McCray, OL
2010 – Jordan Ozerites, DB
2009 – Theo Goins, OL
2009 – Josh Robinson, DB
2008 – Brynn Harvey, RB
2008 – Charley Hughlett, LS
2007 – Derrick Hallman, LB
(coaches, media)
2007 – Bruce Miller, DE
(coaches, media)
2007 – Darius Nall, LB (coaches)
2007 – Jah Reid, OL
(coaches, media)
2006 – Jeramy DeVane, OL
(coaches)
2005 – L.J. Anderson, OL
2005 – Patrick Brown, OL
2005 – Joe Burnett, DB/PR
2005 – Jordan Richards, LB
2005 – Kevin Smith, TB
2005 – Jason Venson, DB

Mid-American Conference
All-MAC First Team

2003 – Atari Bigby, DB
2002 – Atari Bigby, DB
2002 – Elton Patterson, DL
2002 – Asante Samuel, DB

All-MAC Second Team

2003 – Matt Prater, P
2002 – Ryan Flinn, P
2002 – Jimmy Fryzel, WR
2002 – Doug Gabriel, WR

Academic
American Athletic Conference All-
Academic Team

2021 – Allan Adams OL, Matthew Alexander DL, Bryson Armstrong LB, Karlis Bailey-Vice LB, Christopher Bowerfind LS, Isaiah Bowser RB, Davonte Brown DB, Quadric Bullard DB, Ryker Casey PK, Kervins Choute DL, Trillion Coles RB, Josh Cox OL, Andrew Dickson WR, Garrett French TE, Derek Gainous DB, RJ Harvey RB, Alec Holler TE, Max Holler TE, Samuel Jackson, Ah'Mare Lee DB, Dyllon Lester DB, Chidoziri Maghiro OL, Zach March Wojan, Stephen Martin WR, Adrian Medley OL, Anthony Montalvo DL, Thomas Mosier LB, Parker Montalvo DL, Ryan O'Keefe WR, Daniel Obarski PK, Joe Rahal LS, Mark-Anthony Richards RB, Paul Rubelt OL, Cullen Smith WR, Alex Ward LS
2020 – Allan Adams OL, Ke'von Ahmad WR, Emmanuel Appiah-Takyi DB, Patrick Barnett OL, Brett Bell OL, Tatum Bethune LB, Nate Brady OL, Davonte Brown DB, Quadric Bullard DB, Dererk Burns LB, Josh Celiscar DL, Kervins Choute DL, Trillion Coles RB, Keenan Cupit LB, Kalia Davis DL, Garrett French TE, Dillon Gabriel QB, Derek Gainous DB, Eriq Gilyard LB, Noah Hancock DL, Justin Hodges DB, Max Holler TE, Jeremiah Jean-Baptiste LB, Samuel Jackson OL, Alan Kervin P, Dyllon Lester DB, Mike Lofton OL, Zach Marsh-Wojan TE, Stephen Martin WR, Zamari Maxwell DB, Daniel McCullon DB, Jermain McMillian DB, Anthony Montalvo DL, Quade Mosier LB, Parker Navarro QB, Ryan O'Keefe WR, Daniel Obarski PK, Andrew Osteen P, Jon Powell DB, Jaylon Robinson WR, Zach Rodriguez LB, Paul Rubelt OL, Cade Sams WR, Alex Swenson DB, Marcus Tatum OL, Bentavious Thompson RB, Alex Ward LS, Divaad Wilson DB, Landon Woodson DL
2019 – Kyle Back OL, Kyle Benkel WR, Elijah Benoit DB, Tatum Bethune LB, Tyrese Black DL, Davonchae Bryant DL, Austin Camden DL, Mason Cholewa DL, Trillion Coles RB, Antwan Collier DB, Jason Colubiale WR, John Cooper TE, Dallaz Corbitt DL, Kalia Davis DL, Darius East LB, Dillon Gabriel QB, Derek Gainous DB, Eriq Gilyard LB, Cam Goode DL, Tay Goian DB, Richie Grant DB, Noah Hancock DL, Alex Harris WR, Jacob Harris WR, Alec Holler TE, Jeremiah Jean-Baptiste LB, Quadry Jones QB, Samuel Jackson OL, Alan Kervin P, Matthew Lee OL, Dyllon Lester DB, Chidoziri Maghiro OL, Greg McCrae RB, Jermaine McMillian DB, Josh McMullen OL, Adrian Medley OL, McKenzie Milton QB, Eric Mitchell LB, Anthony Montalvo DL, Brandon Moore DB, Steven Moss LB, Tre Nixon WR, Daniel Obarski PK, Ryan O'Keefe WR, Lokahi Pauole OL, Jalen Pinkney DL, CJ Reeves DL, Aaron Robinson DB, Jaylon Robinson WR, Cole Schneider OL, Ike Walker OL, Alex Ward LS
2018 – Otis Anderson RB/WR, Dylan Barnas PK, Lamarius Benson OL, Davonchae Bryant DL, Austin Camden DL, Dedrick Canady DL, Randy Charlton DL, Mason Cholewa DL, Nevelle Clarke DB, Antwan Collier DB, Edward Collins OL, Chris DeLoach TE, Darius East LB, Nate Evans LB, Derek Gainous DB, Jonathan Gebka DB, Eriq Gilyard LB, Richie Grant DB, Trey Green DB, Alex Harris WR, Jacob Harris WR, Alec Holler TE, Tyler Hudanick OL, Jordan Johnson OL,



Kenyon Johnson WR, Samuel Jackson OL, Caden Larkin DB, Dyllon Lester DB, Chidoziri Maghiro OL, Greg McCrae RB, Jermaine McMillian DB, McKenzie Milton QB, Anthony Montalvo DL, Stevn Moss LB, Tre Nixon WR, Andrew Osteen P, CJ Reeves LB, Eric Seidelman OL, Randy Shannon LB, Kenny Turnier DL, Alex Ward LS, Tyler Williams TE, Landon Woodson DL
 2017 – Dylan Barnas PK, Kyle Benkel WR, Mason Cholewa DL, Antwan Collier DB, Joey Connors DL, Kalia Davis LB, Titus Davis LB, Chavis Dickey OL, Nate Evans LB, Jonathan Gebka DB, Nader Golshahr PK, Jacob Harris WR, Brendon Hayes DL, Jared Hollander PK, Pat Jasinski LB, Jordan Johnson OL, Keenan Johnson DB, Chris Johnson DB, Sterling Jones LB, Canton Kaumatule DL, Samuel Jackson OL, Adrian Killins Jr. RB, Christian Lezzer LB, Monterious Loggins LB, Mac Loudermilk P, Zamari Maxwell DB, Greg McCrae RB, Wyatt Miller OL, McKenzie Milton QB, Steven Moss LB, Josh Odigie DL, T.J. Pitts LB, Jon Powell DB, Tristan Reaves WR, Anthony Roberson TE, Randy Shannon Jr. LB, Cam Stewart WR, Wyatt Swanson LB, Bentavious Thompson RB, Alex Ward SN, A.J. Wooten DL, Matthew Wright PK, Jeremiah Zio DL
 2016 – Mason Bedell, Kyle Benkel WR, Nevelle Clarke DB, Rory Coleman DL, Michael Colubiale TE, Joey Connors DL, Gary Demarest LB, Luke Ebbesmeyer WR, Aaron Evans OL, Raeder Frantzen DL, Nader Golshahr WR, Richie Grant DB, Alex Harris WR, Tyler Harris QB, Tate Hernly, Caleb Houston P, Pat Jasinski LB, Chris Johnson DB, Kelton Johnson, Max Kligman, Chris Larsen TE, Christian Lezzer, Mac Loudermilk P, Josh Maisel WR, Gage Marsil SN, Taj McGowan RB, Mark Miller OL, Wyatt Miller OL, Josh Odigie OL, Caleb Perez SN, Jamiyus Pittman DL, Sean Pratt QB, Jason Rae OL, Tristan Reaves WR, Anthony Roberson TE, Jacques Session, Randy Shannon Jr., Tre'Quan Smith WR, Charles Sprenkel OL, Cam Stewart WR, Wyatt Swanson LB, Samuel Turner, Michael Willett RB, Dontravious Wilson RB, A.J. Wooten DL, Matthew Wright PK
 2015 – Luke Adams DL, Micah Anderson DL, Cal Bloom TE, Chester Brown OL, Michael Campbell OL, Kyle Coltraine WR, Michael Colubiale TE, Donald De La Haye PK, Pete DiNovo WR, Gary Demarest LB, Jamari Fye WR, Joey Grant OL, Tyler Harris QB, Brendon Hayes DL, Tate Hernly OL, Justin Holman QB, Caleb Houston P, Tyler Hudanick OL, Daron Humphrey RB, Alex Hunt LB, Pat Jasinski LB, Chris Larsen TE, Mac Loudermilk P, Robert Lucas, Josh Maisel WR, Gage Marsil

SN, Mario Mathis LB, Eric McFarlin, Mark Miller OL, Wyatt Miller OL, T.J. Mutcherson DB, Tre Neal DB, Taylor Oldham WR, Caleb Perez SN, Eno Pierre-Louis, Jason Rae OL, Justin Rae OL, Tristan Reaves WR, Bo Schneider QB, Brandon Scott DB, Charles Sprenkel OL, Stanly Sylverain DL, Colby Watson OL, Matthew Wright PK
 2014 – Luke Adams DL, Demetris Anderson DL, Sean Beckton DB, Cal Bloom TE, Chester Brown OL, Chequan Burkett LB, Michael Campbell OL, Kyle Coltraine WR, Joey Connors DL, Tarik Cook OL, Gary Demarest HB, Pete DiNovo QB, Aaron Evans OL, Jordan Franks LB, Sean Galvin PK, Clayton Geathers DB, Joey Grant OL, Deion Green DL, Tyler Harris QB, Jared Henry DB, Tate Hernly OL, Justin Holman QB, Caleb Houston P, Alex Hunt LB, Chris Johnson WR, Chris Larsen OL, Mac Loudermilk P, Mario Mathis HB, Kevin Miller TE, Wyatt Miller OL, Tarik Milner OL, Shawn Moffitt PK, Tre Neal DB, Thomas Niles DL, Jordan Ozerities DB, Joey Puopolo HB, Jason Rae OL, Tristan Reaves WR, Josh Reese WR, Maurice Russell LB, Trace Ryan WR, Tre'Quan Smith WR, Charles Sprenkel OL, Stanley Sylverain DL, Scott Teal LS, Cedric Thompson HB, Justin Tukles TE, Michael Willett RB, Jackie Williams WR, Torrian Wilson OL, Matthew Wright PK
 2013 – Luke Adams DL, Brandon Alexander DB, Demetris Anderson DL, Micah Anderson DL, Sean Beckton, DB, Cal Bloom TE, Chester Brown OL, Tarik Cook OL, Jeremy Davis DB, Pete DiNovo QB, Jacoby Glenn DB, Joey Grant OL, Deion Green DL, Rannell Hall WR, Jared Henry DB, Justin Holman QB, Caleb Houston P, Daron Humphrey RB, Drico Johnson DB, D.J. Killings DB, Gage Marsil LS, Kevin Miller TE, Shawn Moffitt PK, Breshad Perriman WR, Terrance Plummer LB, Rodrigo Quirarte PK, Cody Ralston LB, Andrew Rice DL, Domenic Spencer LB, Stanley Sylverain DL, J.J. Worton WR

C-USA All-Academic Team

2012 – Ray Shipman, LB
 2011 – Josh Linam, LB
 2010 – Josh Linam, LB
 2009 – Rocky Ross, WR
 2007 – Sha'reff Rashad, DB
 2006 – Keith Shologan, DL

ESPN The Magazine/CoSIDA Academic All-America First Team

2007 – Keith Shologan, DT
ESPN The Magazine/CoSIDA Academic All-America Second Team
 2012 – Lyle Dankenbring, DB
 2009 – Rocky Ross, WR
 2001 – Ricot Joseph, DB

ESPN The Magazine/CoSIDA Academic All-District

2021 – Derek Gainous, DB
 2015 – Luke Adams, DL
 2015 – Caleb Houston, P
 2012 – Lyle Dankenbring, DB
 2011 – Josh Linam, LB
 2010 – Josh Linam, LB
 2009 – Rocky Ross, WR
 2009 – Alex Thompson, LB
 2008 – Alex Thompson, LB
 2007 – Sha'reff Rashad, DB
 2007 – Rocky Ross, WR
 2007 – Keith Shologan, DT
 2005 – Sha'reff Rashad, DB
 2002 – Jimmy Fryzel, WR
 2001 – Ricot Joseph, DB
 1995 – Chris Tabscott, OL
 1986 – Kurt Gwynne, OL
 1981 – Ron Johnson, DB
 1980 – Mike Carter, TE
 1980 – Ron Johnson, DB
 1980 – Mike Stapp, TB

Senior CLASS Award

2017 – Shaquem Griffin, LB

ALEX WARD



Long Snapper – 2022
Phil Steele

Alex Ward appeared in all 14 games for the Knights in the 2022 season. In his sixth and final season with UCF, Ward was a finalist for the Mannelly Award for the second year in a row. Ward was invited to the 2023 Senior Bowl and he received an invite to the 2023 NFL Combine.

ALEX WARD



Long Snapper – 2021
Phil Steele

Alex Ward appeared in all 13 games for the Knights in the 2022 season. In his fifth season with the Knights, Ward was a finalist for the Mannelly Award. In the 2022 season, Ward recorded a fumble recovery on a muffed punt against Memphis.

DILLON GABRIEL



Quarterback – 2019
Pro Football Focus (Freshman)

Dillon Gabriel played in all 13 games for the Knights in the 2019 season, starting in 12 of them. Gabriel helped lead the Knights to a 10-3 season, guiding a Knights offense that ranked second nationally in total offense (540.5), fifth in scoring (43.3) and eight in passing (316.7). Gabriel set the UCF freshman record for passing yards in a season with 3,653 which also ranked 13th nationally.

RICHIE GRANT



Defensive Back – 2020
Phil Steele

Richie Grant led the Knights with 72 tackles and three interceptions in a shortened senior season due to the COVID-19 pandemic. In addition to a third straight year of first-team all-conference honors, Grant added honorable mention All-America accolades from Phil Steele in 2020. He was a finalist for the Jim Thorpe Award, adding 3.5 tackles for loss, a sack and six pass break-ups as a senior. His two fumble recoveries on the season ranked second in the league and 12th in the nation. Grant was picked 40th in the second round of the 2020 NFL Draft by the Atlanta Falcons.

MATTHEW LEE



Offensive Line – 2020
The Athletics (freshman)

Matthew Lee earned freshman All-America honors from The Athletic after starting all 10 games at center for UCF's high-powered offense as a redshirt freshman in 2020. Lee helped the Knights offense set a program record with 568.1 yards of offense per game and earned first-team all-conference honors along the way.

MARLON WILLIAMS



Wide Receiver – 2020
Pro Football Focus, Phil Steele

Marlon Williams was among the nation's elite receivers in 2020, leading the Knights with 71 catches, 1,039 yards and 10 touchdowns in just eight games during the COVID-19 shortened season. Williams had five games of 100 or more yards receiving to earn honorable mention All-America honors from Phil Steele and third-team All-America accolades from Pro Football Focus. A first-team all-conference honoree, Williams led the league and ranked third in the nation with 8.9 receptions per game, was fifth in the nation with 129.9 receiving yards per game, and was seventh with 10 touchdown receptions.

GABRIEL DAVIS



Wide Receiver – 2019
Pro Football Focus, Phil Steele

Gabriel Davis set a new UCF record with 1,241 receiving yards in 2019, hauling in 72 catches and 12 receiving touchdowns. He earned third-team All-America honors from Pro Football Focus and honorable mention All-America accolades from Phil Steele. Davis finished his career as a Knight with 23 receiving scores, which ranks second all-time. He also totaled 2,447 career yards and 152 career receptions with eight games of 100 or more receiving yards.

NATE EVANS



Linebacker – 2019
Phil Steele

Nate Evans earned all-conference honors from the American Athletic Conference in both his junior and senior seasons, garnering honorable mention All-America honors from Phil Steele as a senior in 2019. Evans led UCF with 112 tackles in 2019, ranking second in the AAC with 8.6 stops per game. He added 13 tackles for loss, seven hurries, a sack and a fumble recovery.

OTIS ANDERSON



Punt Returner – 2019
Phil Steele

Otis Anderson earned honorable mention All-America from Phil Steele as a punt returner. As a junior in 2019, Anderson returned 21 punts for 277 yards, ranking sixth in the nation with 13.2 yards per return. He returned one punt for 87 yards and a touchdown against Pittsburgh. Anderson also led the Knights in rushing in 2019 with 726 yards on the ground.

AARON ROBINSON



Defensive Back – 2019
Pro Football Focus

Aaron Robinson excelled in the nickelback role as a junior in 2019, earning honorable mention All-America honors from Pro Football Focus. Robinson made 54 tackles with 5.5 tackles for loss and had 10 pass break-ups with three interceptions. He was a second-team all-conference selection in The American after also recording one hurry and one forced fumble.

GREG MCCRAE



Running Back – 2018
Pro Football Focus

Greg McCrae had a historic season as a sophomore in 2018, totaling 1,182 rushing yards on 133 attempts, the fourth most yards in a single season in UCF history. His 8.9 yards per carry average destroyed the Knights record for single-season averaged and ranked second in the nation. He added nine rushing touchdowns and 10 total scores, topping 100 yards in a game three times on the season to earn honorable mention All-America honors from Pro Football Focus.

RICHIE GRANT



Defensive Back – 2018
Pro Football Focus

Richie Grant earned honorable mention All-American accolades from Pro Football Focus after leading UCF and ranking third in the nation with six interceptions. Grant added a team-high 109 tackles and three forced fumbles en route to receiving first-team all-conference honors from The American.

COLE SCHNEIDER



Offensive Lineman – 2018
USA Today (freshman)

Cole Schneider played in all 13 games as a redshirt freshman for the Knights in 2018, starting nine on the offensive line. He helped lead a UCF rushing attack that set new school records of 3,448 rushing yards, 265.2 rushing yards per game, 43 rushing touchdowns and 5.8 yards per carry.

SHAQUEM GRIFFIN



Linebacker – 2017
Phil Steele, AFCA

The linebacker finished out his outstanding career with his second of back-to-back impressive campaigns at UCF, earning Second Team All-America honors from the AFCA and Fourth Team accolades from Phil Steele. Griffin, who led the Knights with 13.5 tackles-for-loss and 7.0 sacks, was also a unanimous First Team All-Conference selection and the 2016 American Athletic Conference Defensive Player of the Year. Griffin was named the Jason Witten Collegiate Man of the Year, earned the Senior CLASS Award and collected the Uplifting Athletes Rare Disease Champion Award.

MIKE HUGHES



Return Specialist – 2017
FWAA, Phil Steele, CBS Sports

In just one season with the Knights, Mike Hughes made an impact. The defensive back and return specialist was named Second Team All-America by the FWAA, Phil Steele and CBS Sports. He was a First Team All-Conference selection as a defensive back and a second team honoree as a returner. Hughes finished the year with 49 tackles and led the Knights with 11 pass break-ups and four interceptions. He became the only UCF player to return an interception, a kickoff and a punt for a touchdown in a career, and he did it in one season.

MCKENZIE MILTON



Quarterback – 2017
Phil Steele

McKenzie Milton enjoyed one of the best seasons in UCF history in 2017, earning Fourth Team All-America honors from Phil Steele after setting or tying 14 single-season and single-game program records. Milton was named First Team All-Conference, The American Offensive Player of the Year and the Archie Griffin National Player of the Year. Milton was second in the nation in passing efficiency (179.3) and was in the Top 10 in 10 different categories. Finishing eighth in the Heisman voting, Milton was also a finalist for the Manning National Quarterback of the Year Award.

TRE'QUAN SMITH




Wide Receiver – 2017
Phil Steele

Following yet another impressive performance on the field, Tre'Quan Smith earned Fourth Team All-America honors from Phil Steele as a redshirt junior in 2017. Smith, a former Freshman of the Year in The American, earned Second Team All-Conference honors after hauling in 59 catches for 1,171 yards and 13 touchdowns.

JACOBY GLENN

Defensive Back – 2014
Associated Press, Phil Steele



Selected to the prestigious AP All-America Team in 2014, Jacoby Glenn was named to the second team thanks to seven interceptions, 11 break-ups and 48 tackles. He also was on Phil Steele's All-America Fourth Team, and was the AAC Co-Defensive Player of the Year.

CHAVIS DICKEY


Offensive Lineman – 2014
CollegeFootballNews.com (freshman)



Chavis Dickey became UCF's first true freshman to start on the o-line since 2006, starting 12 games at RT. He went on to earn CollegeFootballNews.com Freshman All-America honorable mention status.

BLAKE BORTLES

Quarterback – 2013
Sports Illustrated



UCF's first quarterback since Daunte Culpepper to be on an All-America list, Blake Bortles received honorable mention status from *Sports Illustrated*. The hometown kid from Oviedo led the Knights to a 12-1 record, a No. 10 ranking and a victory in the Fiesta Bowl. Bortles went 259-for-382 with 25 touchdowns.

JACOBY GLENN

Defensive Back – 2013
FWAA (freshman), CollegeFootballNews.com (freshman)



Tying for second in school history with 15 break-ups, Jacoby Glenn was named to the FWAA freshman squad and as a CollegeFootballNews.com freshman honorable mention choice. He also posted 52 tackles, two sacks and two picks.

SHAWN MOFFITT


Placekicker – 2013
Sports Illustrated



Shawn Moffitt received honorable mention All-American status from *Sports Illustrated* after setting the school mark with 21 field goals and a 91.3 percentage (21-for-23). The Lou Groza Award semifinalist led the team with 112 points and was 49-for-49 in extra points.

TERRANCE PLUMMER


Linebacker – 2013
Sports Illustrated



Middle linebacker Terrance Plummer was a *Sports Illustrated* Honorable Mention All-American in 2013, pacing UCF with 110 tackles. The Tostitos Fiesta Bowl Defensive MVP hauled in two interceptions while collecting 8.5 tackles for loss.

WILLIAM STANBACK

Running Back – 2013
CollegeFootballNews.com (freshman)



As a true freshman, William Stanback was an honorable mention freshman choice by CollegeFootballNews.com. Ran for 443 yards on 105 carries with six touchdowns, and also had 15 receptions for 186 yards and a score.

QUINCY MCDUFFIE


Kick Returner – 2012
Sports Illustrated



Selected as *Sports Illustrated*'s First-Team All-American kick returner, Quincy McDuffie also was the C-USA Special Teams Player of the Year. He led the nation with a 34.24 average, which set the UCF single-season record as well. McDuffie tied the school mark with three TDs, highlighted by matching an NCAA record with two in one game.

J.J. WORTON

Wide Receiver – 2011
CollegeFootballNews.com (freshman)



J.J. Worton completed 2011 as one of the top freshman WRs in UCF history. Earning CollegeFootballNews.com Freshman All-America Honorable Mention status, he set a then-UCF freshman record with 41 receptions and racked up a team-high 531 yards with four scores.

JEFF GODFREY


Quarterback – 2010
CollegeFootballNews.com (freshman), Phil Steele (freshman)



The Conference USA Freshman of the Year guided the Knights to the C-USA title and an AutoZone Liberty Bowl victory over Georgia. Godfrey paced all freshmen quarterbacks by completing 66.8 percent of his passes, while also ranking second with a 154.31 efficiency rating and 10 rushing touchdowns. He threw for 13 TDs and 2,159 yards. On the ground, he racked up 566 yards to set a UCF QB single-season record.

QUINCY MCDUFFIE

Kick Returner – 2010
CBS Sports, Rivals.com



In 2010, McDuffie earned CBS Sports and Rivals.com All-America Second Team honors, as well as a spot on the All-Conference USA First Team, after ranking second nationally in kickoff returns at 32.19 yards per return. He concluded the year with 869 return yards and two touchdowns.

JOSH ROBINSON

Defensive Back – 2009
CollegeFootballNews.com (freshman), FWAA (freshman), Phil Steele (freshman), The Sporting News (freshman)



Josh Robinson set a UCF record with six interceptions as a freshman, leading all true freshmen nationally and tying for the most of any freshman. His 14 passes defended made him the only true freshman in the NCAA's top 100.

JOE BURNETT

Kick/Punt Returner – 2008
ESPN.com, Sports Illustrated, Walter Camp



Joe Burnett was the only player in the nation to rank in the top-20 in both kickoff (7th, 28.7) and punt returns (10th, 14.5), and led C-USA in both categories. He had a pair of kickoff return scores and finished 19th in NCAA history in career punt return yards.

KEVIN SMITH

Tailback – 2007
Associated Press, CBSsports.com, Collegefootballnews.com, ESPN.com, FWAA, NFL Digest, Phil Steele's, Rivals.com, The Sporting News, SportsIllustrated.com, Walter Camp



Kevin Smith's 2007 campaign was one of the finest in NCAA history. The tailback finished his junior year with 2,567 rushing yards and 30 total TDs (29 rushing). His single-season rushing effort was the second-highest in Football Bowl Subdivision history, trailing only Oklahoma State's Barry Sanders (1989). In addition to leading the country in rushing, he paced the nation in scoring (12.86). A consensus All-American, Smith earned first-team honors from nine organizations: Associated Press, CBSsports.com, Collegefootballnews.com, ESPN.com, Football Writers Association of America, *Phil Steele's*, *The Sporting News*, SportsIllustrated.com and Walter Camp.

BLAKE CLINGAN

Punter – 2007
The Sporting News (freshman)



After a solid true freshman campaign, Blake Clingan earned freshman All-America honorable mention status from *The Sporting News*. He punted 59 times, averaging 40.7 yards. Clingan landed 14 punts inside the 20. He was the first true freshman to punt in a game for UCF since 1998.

BRUCE MILLER

Defensive End – 2007
The Sporting News (freshman)



Bruce Miller appeared in all 14 contests for the Knights in 2007 and earned freshman All-America honorable mention honors. As a redshirt freshman, Miller recorded 38 total tackles. He finished the campaign second on the squad with 7.0 sacks for a loss of 53 yards. The defensive end totaled 9.0 tackles for loss (57 yards).

MICHAEL TORRES

Placekicker – 2007
CollegeFootballNews.com



Michael Torres garnered honorable mention All-America status from CollegeFootballNews.com as a senior. Torres made 20-of-24 field goals and connected on 50-of-51 extra points. The 50 extra-points were a UCF single-season record (since been broken). From 40 yards or longer, Torres made 7-of-8 field-goal attempts.

JOE BURNETT


Defensive Back/PR – 2005
CollegeFootballNews.com (freshman), Football Writers Association of America (freshman), Rivals.com (freshman), The Sporting News (freshman)



Joe Burnett garnered freshman All-America honors from several outlets, including first-team recognition from the Football Writers Association of America. As a punt returner, he ranked sixth nationally and led C-USA, averaging 16.5 yards per return. He returned a pair of punts for touchdowns. On defense, Burnett recorded 63 total tackles and five picks.


JASON VENSON

Defensive Back – 2005
CollegeFootballNews.com (freshman)



Jason Venson made nine starts as a redshirt freshman in 2005 and was named a third-team freshman All-American by CollegeFootballNews.com. Venson led the team with 85 tackles. He also had three interceptions, two forced fumbles and five break-ups. In the Sheraton Hawaii Bowl against Nevada, Venson recorded seven total tackles and a pick.


MATT PRATER



Punter – 2003
Sports Illustrated.com

After serving as UCF's placekicker the previous year, Matt Prater added punting to his duties in 2003 and earned *Sports Illustrated.com* All-America honorable mention recognition. The sophomore led the nation and set a new UCF and MAC record with a 47.9 yards per punt average. In UCF's opener at Virginia Tech, Prater punted six times for 334 yards. His 55.7 punt average set a school record.


MATT PRATER



Placekicker – 2002
The Sporting News (freshman)

Matt Prater garnered freshman All-America honors from *The Sporting News* as a true freshman in 2002. He made 14-of-21 field-goal attempts on the year. In his first collegiate game, Prater hit three field goals at Penn State. He connected on a season-high 53-yard kick against the Nittany Lions. Prater also made 44-of-47 extra-point attempts and finished the season with 86 points, which ranked ninth in the Mid-American Conference.

OMAR LAURENCE



Defensive Back – 2002
The Sporting News (freshman)

After appearing in nine contests as a redshirt freshman, Omar Laurence received honorable mention status when *The Sporting News* announced its freshman All-America squads. Laurence was sixth on the Knights with 56 tackles. He recorded 44 solo stops. During the season, Laurence also registered six break-ups during the campaign.

STEVE EDWARDS



Offensive Lineman – 2001
Football News

Steve Edwards had a strong senior campaign in 2001 and was an honorable mention All-America pick by *Football News*. Edwards helped UCF rank eighth nationally in passing offense, averaging 308.3 yards through the air per contest. The Knights were also 40th in total offense (408.82 yards per game) and 31st in scoring offense.

RASHAD JEANTY



Defensive End – 2001
*Football News (freshman),
The Sporting News (freshman)*

As a true freshman, Rashad Jeanty made a quick impact and earned second-team freshman All-America honors from *Football News* and third-team freshman recognition from *The Sporting News*. Jeanty played in 10 games, making three starts. He finished the season with 58 total tackles. Jeanty had eight tackles behind the line of scrimmage and four sacks for a loss of 14 yards.


ALEX HAYNES



Tailback – 2001
The Sporting News (freshman)

In only nine contests as a redshirt freshman, Alex Haynes was named a fourth-team freshman All-America pick by *The Sporting News*. Haynes carried the ball 140 times and rushed for 690 yards with nine touchdowns. He rushed for more than 100 yards in four games and scored a school-record four TDs against Tulane.


ELTON PATTERSON



Defensive End – 2001
Football News

As a junior, Elton Patterson finished the year with 85 tackles and was an honorable mention All-America pick by *Football News*. Patterson had 9.0 sacks for 47 yards lost and totaled 21 tackles for loss. He tied for sixth nationally with five forced fumbles. Patterson also registered 25 quarterback hurries and broke up a pair of pass plays.

DAUNTE CULPEPPER



Quarterback – 1998
*Football News, NFL Draft
Report, Playboy, The Sports Network*

A spectacular senior season helped Daunte Culpepper garner first-team All-America honors from the *NFL Draft Report* and *The Sports Network* and honorable mention recognition from *Football News* and *Playboy*. Culpepper completed a school-record 296 passes for 3,690 yards with 28 scores. He recorded seven 300-yard passing games for the Knights and set a school record with a .017 interception-to-attempt ratio.

DAUNTE CULPEPPER



Quarterback – 1997
Football News, NFL Draft Report

As a junior in 1995, Daunte Culpepper garnered All-America first team status from the *NFL Draft Report* and honorable mention honors from *Football News*. He finished fourth in the nation in total offense with an average of 320 yards per game. Culpepper also ranked 15th nationally in passing efficiency (146.91). During the course of the season, he set 15 school records. He passed for 3,086 yards with 25 scores. Additionally, he rushed 136 times for 438 yards with five scores.

DAUNTE CULPEPPER



Quarterback – 1995
Poor Man's Guide to the NFL Draft

Following his freshman campaign, Daunte Culpepper was a third team All-America pick by the *Poor Man's Guide to the NFL Draft*. In 1995, he completed 168-of-294 passes for 2,071 yards and 12 touchdowns. He concluded the campaign 28th nationally in passing efficiency (122.9). Culpepper also rushed for five touchdowns.


MARQUETTE SMITH



Tailback – 1995
Football Gazette

Marquette Smith had an incredible 1995 as he earned second team All-America honors from the *Football Gazette*. During the year, he rushed for a then school-record 1,511 yards on 274 carries. Smith had nine 100-yard rushing performances in 1995 and found the end zone 14 times.

TODD CLEVELAND



Kick Returner – 1994
The Sports Network

As a senior in 1994, Todd Cleveland was one of the nation's top kick returners and as a result, earned All-America second team honors from *The Sports Network*. Cleveland was third in the country, averaging 31.73 yards per return. He returned three kicks for touchdowns, including an 100-yard return against Bethune-Cookman. Cleveland also had a 99-yard return for a score versus Buffalo.

TRAVIS COOPER

Linebacker – 1994
The Sports Network

After leading the team with 109 tackles, Travis Cooper was an honorable mention All-America pick by *The Sports Network* in 1994. He was the lone UCF player to record more than 100 tackles. The senior posted a team-high 66 solo stops. Cooper had seven tackles for loss (20 yards) and three break-ups.

GREG JEFFERSON



Defensive End – 1994
The Sports Network

Greg Jefferson garnered honorable mention All-America status from *The Sports Network* as a senior. During the 1994 campaign, he totaled 45 tackles. He paced the team with 8.0 sacks for 29 yards. Jefferson also forced a fumble.

CHARLIE PIERCE



Placekicker – 1994
The Sports Network

As a sophomore in 1994, Charlie Pierce was named to *The Sports Network's* All-America First Team. He connected on 14-of-16 field goal attempts. Pierce made 11-straight field goals to conclude the year. Pierce made 47-of-47 extra-point attempts and paced the team with 89 points.

DAVID RHODES



Wide Receiver – 1994
The Sports Network

David Rhodes had a strong senior season in 1994, garnering honorable mention All-America honors from *The Sports Network*. Rhodes registered 62 receptions for 1,075 yards with 11 touchdowns. He ranked 13th nationally in yards per game at 97.73. The wideout also was 24th in the country in receptions per game (5.64).

DAVID RHODES



Wide Receiver – 1993
Associated Press, Football News, The Sports Network, Walter Camp

After a record-breaking junior campaign, David Rhodes was a first team All-America selection by the *Associated Press*. He also earned second team honors from *Football News*, *The Sports Network* and *Walter Camp*. In 1993, Rhodes set school records for receptions (90) and touchdowns (15). He tallied 1,379 yards. Rhodes finished third nationally in receptions per game (7.09) and fourth in yards per game (105.36).

BOBBY SPITULSKI



Linebacker – 1991
Associated Press


Bobby Spitulski was an *Associated Press* All-America Third Team pick in 1991. The linebacker appeared in nine games and ranked fourth at UCF with 67 tackles. Spitulski posted 5.0 sacks for 31 yards and paced the squad with 8.0 tackles for loss. He also tied for first on the team with four picks.

STEVE SPEARS

Defensive Lineman – 1988
Football Gazette

Steve Spears was one of two Knights tabbed by the *Football Gazette* as an All-America pick in 1988. Spears was an honorable mention selection. As a senior, Spears recorded 84 total tackles. He posted four tackles for a loss and had one sack. Spears also recorded four fumble recoveries during the year.

DAVE UNDERWOOD



Offensive Lineman - 1988
Football Gazette

Offensive tackle Dave Underwood was a *Football Gazette* All-America Second Team selection as a senior. He helped the Knights total 219 first downs in 1988, compared to 197 for their

opponents. UCF averaged 292.2 passing yards that year.

MIKE COAD



Linebacker - 1987
Football News

Mike Coad had a strong senior campaign for the Knights in 1988. He was a *Football News* All-America Second Team pick. He recorded 154 tackles, which ranked second on the

squad. Coad tallied 2.5 sacks and a pick. He also added three pass break-ups.

BERNARD FORD



Wide Receiver - 1987
Associated Press, Football News, Kodak

Bernard Ford earned first team All-America honors from *Football News* and Kodak as a senior in 1988. He also garnered second-team recognition

from the Associated Press. In 11 contests, Ford totaled 68 receptions for 1,108 yards and 12 touchdowns. He also ran the ball 12 times for 95 yards.

EDDIE O'BRIEN



Placekicker - 1987
Associated Press, Football News, Kodak

A senior in 1987, Eddie O'Brien was named to the *Football News* All-America First Team. He also received second team honors from the Associated Press and Kodak. That year, O'Brien led the Knights with 97 points. He made 20-of-30 field goal attempts.

DARIN SLACK



Quarterback - 1987
Football News

Darin Slack was named to the 1987 *Football News* All-America Second Team as a senior. He guided UCF to a 9-4 mark as the team advanced to the second round of the D-II playoffs. Slack completed 256-of-486 attempts for 3,457 yards. He concluded the season with 28 touchdown tosses.

WYATT BOGAN

Linebacker - 1986
Football News

In 1986, Wyatt Bogan was a *Football News* All-America First Team pick. He paced the team with 143 tackles, including 58 unassisted stops. Bogan recorded four sacks as a junior. He also registered three pass break-ups.

DAN BURKE

Offensive Line - 1981
Associated Press



As a junior in 1981, Dan Burke garnered honorable mention All-America recognition from the Associated Press. He played center and tackle during the year for the Knights.

BILL GIOVANETTI



Linebacker - 1981
Associated Press

Bill Giovanetti was one of three All-America honorable mention picks from UCF in 1981. The junior linebacker ranked second on the squad with 116 total tackles. Giovanetti paced the

Knights with four interceptions during the season.

EDDIE JAMES

Linebacker - 1981
Associated Press

Eddie James earned honorable mention All-America honors from the Associated Press in 1981. He led the Knights with 116 total tackles. He also paced the squad with 56 solo stops. James recorded three tackles for loss and also had a pair of fumble recoveries and two pass break-ups for the Knights.

SCOTT RYERSON



Placekicker - 1981
Associated Press

After scoring 62 points in 1981, Scott Ryerson was named to the Associated Press All-America Third Team. The junior converted 18-of-29 field goals and made 8-of-12 extra-point attempts.

The 18 field goals were the most among all kickers in Division II and III. Against Savannah State, Ryerson hit a pair of field goals of 50 yards or better, including a 54-yarder.

TIM KIGGINS

Kick/Punt Returner - 1980
Associated Press

UCF's first All-America selection, Tim Kiggins earned third team honors from the Associated Press in 1980. Kiggins returned 19 kicks for the Knights, averaging 17.6 yards per return. He also averaged 11.8 yards per punt return, which ranked among the top-15 nationally in the statistical category. As a defensive back, Kiggins recorded three interceptions.

SEAN BECKTON inducted in 2000



Sean Beckton was one of the first football players to be inducted into the UCF Athletics Hall of Fame. Beckton was a standout wide receiver for UCF from 1987-90, setting numerous school records. He finished his career as the school's leader in receptions (196) and career yardage (2,493).

Beckton once scored four touchdowns, four different ways in one game in 1990: catching, throwing, rushing and returning a punt.

SYLVESTER BEMBERY inducted in 2009



Sylvester Bembery was a four-year standout who helped UCF to the NCAA D-II Playoffs as a senior in 1987. He was the team's Lineman of the Year after making 71 tackles on a defense that held opponents to 67 points all season. As a junior in 1986 he helped UCF to its first winning record since

1979. He continued to play for 11 seasons in the Arena Football League where he won two titles and was named No. 7 in a 2006 compilation of the Top 20 players in AFL history. The Tampa Bay Storm retired his number.

BLAKE BORTLES inducted in 2021



Growing up just down the street from UCF in Oviedo, Blake Bortles became one of the most recognizable UCF athletes. As a member of the Knights from 2010-2014, Bortles led UCF to many historic wins. In his redshirt-junior season in 2013, Bortles led the charge for the Knights to a 12-1 record capping it off with a Fiesta Bowl victory, where Bortles was named MVP. Bortles was also named American Athletic Conference Player of the Year and selected to the first team. Following the 2013 season, Bortles was named an Honorable Mention All-American by SI.com. Historically, Bortles tallied 7,598 passing yards, 56 touchdowns and 19 interceptions. Bortles was selected in the 2014 NFL Draft in the first round with the third pick by the Jacksonville Jaguars, where he played from 2014-2018. His best season with the Jaguars was in 2015 where he threw for 4,428 yards and 35 touchdowns, both season records for Jacksonville. Following his time with Jacksonville, Bortles held stints with the Los Angeles Rams, Denver Broncos and Green Bay Packers

record capping it off with a Fiesta Bowl victory, where Bortles was named MVP. Bortles was also named American Athletic Conference Player of the Year and selected to the first team. Following the 2013 season, Bortles was named an Honorable Mention All-American by SI.com. Historically, Bortles tallied 7,598 passing yards, 56 touchdowns and 19 interceptions. Bortles was selected in the 2014 NFL Draft in the first round with the third pick by the Jacksonville Jaguars, where he played from 2014-2018. His best season with the Jaguars was in 2015 where he threw for 4,428 yards and 35 touchdowns, both season records for Jacksonville. Following his time with Jacksonville, Bortles held stints with the Los Angeles Rams, Denver Broncos and Green Bay Packers

DAN BURKE inducted in 2013



The anchor on the offensive line for the first four seasons of the football program, Dan Burke played center and tackle for the Knights from 1979-82. That included starting at center every game his first two seasons. Burke would serve as an AP Honorable Mention All-American in 1981, as well as

the Orlando Touchdown Club's Offensive Player of the Year. Following his college career, Burke had stints with the New Jersey Generals and Baltimore Stars of the USFL and the Orlando Predators of the Arena Football League.

JOE BURNETT inducted in 2022



A record-setting cornerback and punt return specialist, Joe Burnett played an important role in UCF's early years as a member of Conference USA. As a Knight from 2005-08, Burnett holds several career-high marks including interceptions (16), punt return yards (1,304) and punt returns (96). In his

tenure, Burnett became an eight-time all-Conference USA selection with four as a punt returner, three as a defensive back and one as a kick returner. In

2005, Burnett was named to Freshman All-American teams for FWAA, Rivals, College Football News and the Sporting News. As a senior, Burnett received first-team All-American nods from ESPN and Sports Illustrated as the only player in the country to rank in the top-20 in kickoff and punt returns. Burnett played a role in guiding UCF to its first two bowl berths in 2005 and 2007 along with its first conference title in 2007. Following his time at UCF, Burnett was selected in the 2009 NFL Draft by the Pittsburgh Steelers with the 168th overall pick in the 5th round. Burnett spent three seasons with the Steelers, and brief stints with the New York Giants and Jacksonville Jaguars in 2011. He spent several years in the Canadian Football League with the Edmonton Eskimos (2011-14), Calgary Stampeders (2015-17) and the Montreal Alouettes (2018).

DAUNTE CULPEPPER inducted in 2002



The most recognizable player in UCF history, Daunte Culpepper starred for the Knights for four years. Tabbed as the Sammy Baugh Trophy winner (passer of the year in college football), Culpepper was also voted as The Sports Network's National Co-Player of the Year with Texas' Ricky Williams

in 1998. As a senior in 1999, he set the NCAA single-season record for completion percentage at 73.6, breaking Steve Young's 15-year old mark (71.3). At the end of his UCF career, Culpepper had surpassed the 10,000-yard passing mark and 1,000-yard rushing mark, a feat only achieved twice before in NCAA history. His four-year totals equaled 12,459 all-purpose yards, good for sixth on the NCAA's all-time total offense list for all divisions. Culpepper, who recorded 108 TDs as a Knight, was selected in the first round of the 1999 NFL Draft by the Minnesota Vikings and was selected as the NFC's starting quarterback in the Pro Bowl in just his second year in the league.

ELGIN DAVIS inducted in 2010



Davis remains one of the top rushers in UCF history, with 2,064 career rushing yards on 464 carries with 23 touchdowns despite battling several injuries. He burst onto the scene as a freshman in 1983, earning the starting spot and never looked back. Davis was selected by the New England Patriots in the 1987 NFL Draft becoming just UCF's second-ever pick.

Patriots in the 1987 NFL Draft becoming just UCF's second-ever pick.

WILLIE ENGLISH inducted in 2003



A workhorse in college, Willie English set rushing records that would last for more than 15 years at UCF. He finished his career as the all-time leader in rushing yards (3,131), career touchdowns (38) and with the most 100-yard rushing games (15). English also set the single-game rushing mark at 242 yards. He helped guide UCF to the NCAA FCS semifinals in 1990. The next season, he set the school's single-season mark with 1,338 yards and 13 scores. Following college, English signed with the Cincinnati Bengals in 1993.

BERNARD FORD inducted in 2011



Starring at wide receiver from 1985-87, Bernard Ford totaled 111 career receptions for 2,138 yards with 21 scores. He had six career 100-yard games, and as a senior, led the team in receiving on a squad that had its best NCAA Division II season (9-4-0 in 1987) and advanced to the national semifinals. Ford was named to the Kodak and Football News All-America First Team as a senior, while also earning AP Little All-America honors. He holds sever-

al school records, including receiving yards in a season (1,180), TD catches in a game (four) and all-purpose yards in a season (1,627). He also blocked five punts, good for second at UCF.

BILL GIOVANETTI inducted in 2000



In 2000, Bill Giovanetti was one of the first football players inducted into the Hall of Fame. During UCF's inaugural campaign in 1979, he was named one of the starting linebackers at the age of 17. In his four-year career, he started all 37 games he played, and led all Knights in tackles in three of his four years, while setting a school-record for tackles in a game (23). He is second all-time in career tackles (429). In 1981, his junior season, Giovanetti earned All-America honors.

ALAN GOOCH inducted in 2006



As a player and assistant coach at UCF, Alan Gooch gave 25 years of his time and effort to the UCF football program, beginning in 1983. His most notable accomplishments came after earning the coaching responsibilities for the running backs. Through his 17 seasons coaching the backfield, all 31 backs finished their eligibility and received their degrees. In 1997, one year prior to being named assistant head coach, Gooch was honored as the AFCA's Assistant Coach of the Year. That same year, Gooch received national attention for his mentoring of Dwight Collins, a hearing-impaired rusher, who received Walt Disney's Wide World of Sports Spirit Award in 1997 for being the nation's most courageous athlete.

FRANCO GRILLA inducted in 2005



Remembered for his time-expiring kick against Youngstown State in the first round of the FCS playoffs on Nov. 24, 1990, Franco Grilla helped UCF overcome the undefeated Penguins, 20-17, in Ohio. He served as the Knights' kicker from 1989-92, setting a school-record with 103 consecutive PATs made. Named to the *Orlando Sentinel's* 25th Anniversary UCF Football Team, he is second in the most PATs made in a season (45) and third in career field goals made (47).

MIKE GRUTTADURIA inducted in 2004



During the St. Louis Rams' run for a championship in 2000, Mike Gruttaduria became the first Knight to win a Super Bowl ring. A four-year starting center for UCF from 1991-94, Gruttaduria was named to the *Orlando Sentinel's* 25th Anniversary UCF Football Team. His seven-year NFL career included stints with the Dallas Cowboys and Arizona Cardinals.

RICK HAMILTON inducted in 2006



As a standout linebacker and a knowledgeable scholar of the game, Rick Hamilton's stellar career did not stop with UCF. A Knight from 1989-92, Hamilton ranks as the school's all-time leader in tackles (443). He also recorded at least 100 tackles in three of his four seasons with UCF, including the second-most single-season total of 149. Following graduation, Hamilton was drafted in the third round of the NFL Draft by the Washington Redskins. He went on to play with the Kansas City Chiefs and New York Jets.

GREG JEFFERSON inducted in 2011



A star defensive end at UCF from 1991-94, Greg Jefferson finished his career second in sacks with 31, and he had 42 tackles for loss, the seventh-most at UCF. Jefferson finished with 181 tackles, and holds school records for PATs blocked in season and career. He also holds the single-season and career field goals blocked records, having registered three in 1993. Jefferson totaled 15 sacks as a junior, good for second at UCF, and garnered Sports Network All-America honorable mention honors as a senior, and was selected in the third round of the 1995 NFL Draft by Philadelphia.

SHAWN JEFFERSON inducted in 2002



A wide receiver for UCF from 1988-90, Shawn Jefferson was a part of the team that guided the Knights to the FCS semifinals in 1990. He finished his career with three 100-yard receiving games and ranks seventh in the UCF annals for the longest reception (76-yard touchdown). Jefferson was drafted in 1991 by the Houston Oilers and spent 14 seasons in the NFL, playing with Atlanta, New England, San Diego and Detroit.

DON JONAS inducted in 2013



Don Jonas served as UCF's first head football coach from 1979-81. His position was as a volunteer before he earned full-time status in 1980. Jonas produced a 14-12-1 record with an 11-6-1 mark at home. He resigned after 1981 to become the director of the UCF Gridiron Club. Before joining UCF, Jonas was selected by Philadelphia in the 1961 NFL Draft. While with the Winnipeg Blue Bombers, he won the 1971 Schendley Award as the CFL's Most Outstanding Player.

JORGE MAGLUTA inducted in 2011



Jorge Magluta spent time as both an offensive and defensive lineman during his UCF career from 1982-85. He earned a spot on the *Orlando Sentinel's* UCF 25th Anniversary Team at OG. Magluta played on UCF's first team at the Division II level in 1982, and in 1983, helped the Knights post their first win over an FCS opponent as UCF defeated host Austin Peay, 10-7.

BRANDON MARSHALL inducted in 2019



Brandon Marshall is still among the best ever at the receiver position for UCF, with his name still listed in the Top 10 in numerous statistical categories. He was a fourth-round NFL Draft pick in 2006. He has played 13 seasons in the NFL for the Broncos, Dolphins, Bears, Jets, Giants, Seahawks and Saints. He is a six-time Pro Bowl selection an All-Pro in 2015. He led the league in receiving touchdowns in 2015 with the Jets. Marshall was so valuable to his team at UCF, he played both offense and defense in 2004.

MANNY MESSEGUER inducted in 2011



Manny Messeguer has missed only a few games in UCF football history, and currently serves as an assistant to head coach George O'Leary. In 1982, he became a UCF Athletics donor leader and has since served the program in numerous capacities, including as a radio network sideline reporter and a personal pilot for former head coach Gene McDowell. Messeguer spent 18 years as GM/VP of Tropical Ford, and served as a pilot in the U.S. Air Force

during the Vietnam era and remains instrument rated as a private pilot.

LATAVIUS MURRAY inducted in 2022



Latavius Murray became of the feature running backs in UCF history during his time in a Knights uniform from 2008-12. In his UCF career, Murray accumulated 453 carries, 2,424 rushing yards, 44 total touchdowns including 37 rushing. On the receiving front, Murray caught 50 passes, 524 yards and six touchdowns. In 2010, Murray helped lead the Knights to a Conference USA title. Following his MVP performance, Murray helped lead the Knights to its first bowl win in school history over Georgia in the Liberty bowl rushing for 104 yards and scoring the game winning touchdown. In 2012, Murray received a First-team All-Conference USA nomination. Following his time at UCF, Murray was taken in the sixth round of the 2013 NFL Draft by the Oakland Raiders where he spent three seasons. During the 2015 season with the Raiders, Murray received a Pro Bowl nomination after rushing for a career-high 1,066 yards on 266 rushes and six touchdowns. Murray also marked a career-high 41 receptions with 232 yards. Following his tenure with the Raiders, Murray spent time with the Minnesota Vikings (2017-18), New Orleans Saints (2019-20, 22), Denver Broncos (2022). In his career so far, he has rushed for 6,252 yards on 1,481 carries while collecting 55 touchdowns. He is currently signed to the Buffalo Bills.

ED O'BRIEN inducted in 2008



One of UCF's most decorated kickers, Ed O'Brien was named a Kodak and *Football News* First Team All-America player in 1987, and also earned AP All-America Second Team honors that year. A record-holder for the longest field goal made (55 yards) at UCF, O'Brien was the first to hit four field goals in a game and the first to make nine extra points in a contest. His 50 career field goals are second all-time, while his 77 field goal attempts rank first. In 2004, he earned honorable mention recognition on the *Orlando Sentinel's* 25th Anniversary UCF Football Team.

GEORGE O'LEARY inducted in 2019



O'Leary coached the Knights from 2004-2015, putting the program on the map with important victories and highly-successful seasons. O'Leary guided the Knights to a 12-1 record in 2013, which was then a program-record for victories in a season. That year was capped off with a 52-42 victory over Baylor in the Fiesta Bowl and a No. 10-ranking in the Associated Press poll, which was then the highest ranking the Knights had ever attained. O'Leary was responsible for UCF's first-ever bowl game, first-ever bowl win and its first four conference championships. He also oversaw the modernization of UCF's Football Facilities, including the addition of Nicholson Fieldhouse and (then) Bright House Networks Stadium.

MICHAEL O'SHAUGHNESSY inducted in 2010



Michael O'Shaughnessy was an original UCF football team member and racked up 22 career sacks. He established a school record for sacks in a game with five against Emory & Henry during 1979, and was the team's Most Spirited Player in 1980 as voted on by his teammates. He continued serving UCF as an assistant offense line coach in 1981, was the founder and first President of the UCF Lettermen's K Club, a member of the Knights Booster Board of Directors and was a radio sideline reporter from 1990-94. He also was a member of the baseball team in 1979. After college, he competed in the Iron Man Triathlon, was a two-time and current

Guinness World record holder in the sport of paddle boarding and received the Alumnus of the Decade Award at UCF's 40th anniversary celebration.

DAVID RHODES inducted in 2003



One of the best wide receivers to come through UCF, David Rhodes capped off his record-breaking career with back-to-back All-America honors in 1993 and 1994. Rhodes is the only Knight to record three seasons with at least 1,000-yards receiving and ranks first in career TDs with 29. He finished as the Knights' all-time leader in receptions (213), receiving yardage (3,618) and 100-yard receiving games (16). Following his time with the Knights, he signed with the NFL's Cincinnati Bengals and later played in NFL Europe.

DARRELL RUDD inducted in 2008



One of the most consistently dominating defensive linemen in Knights history, Darrell Rudd claimed record after record during his time at UCF. He holds six school records, and shares one, all of which have gone unmatched from when they were originally set. The records include most tackles in a season (150), fumbles recovered in a game (3), season (6) and career (11). Rudd recorded a record 19.5 sacks in 1984 and had 31.5 in his career. He earned an honorable mention spot on *Orlando Sentinel's* 25th Anniversary UCF Football Team.

SCOTT RYERSON inducted in 2002



An Orlando product, Scott Ryerson kicked his way into UCF history. At the conclusion of his sophomore season in 1981, he earned All-America honors after leading the team in scoring with 62 points, and connecting on four field goals of 50 yards or longer, a school record. He is tied for the most field goals made in a game (4). Ryerson, who leads all UCF kickers with the seven field goals made of 50 yards or more, later signed a free agent deal with the Atlanta Falcons.

ASANTE SAMUEL inducted in 2015



A memorable playmaker from 1999-02, Asante Samuel had 127 tackles, eight interceptions, 38 break-ups, 63 punt returns for 673 yards and 10 kickoff returns for 168 yards. He ranks eighth in career picks, while his 38 break-ups are first at UCF. Samuel also sits among the top punt returners for season return average (12.3 in 2002, #6) and career average (10.7, #6). He was a 2002 All-MAC First-Team selection, and as a junior in 2001 was an All-Independent First-Team selection by *Football News*. After UCF, Samuel was drafted by the New England Patriots in the fourth round in 2003 and went on to become a three-time Super Bowl champion, and a four-time Pro Bowl selection in 11 NFL seasons. He holds the NFL Postseason record with four interceptions returned for a touchdown and 227 interception return yards.

JOSH SITTON inducted in 2021



Josh Sitton anchored the Knights offensive line from 2004-2007 starting 43 games in that timespan. With UCF, Sitton played three positions in his tenure at both guard positions and right tackle. In 2007, Sitton was named first-team all-Conference USA, aiding running back Kevin Smith's record 2,567 rushing yard season. The Knights finished the season 10-4, winning UCF's first all-time league title. Following his time at UCF, Sitton was drafted by the Green Bay Packers in the fourth round of the 2008 NFL Draft. In the Packers Super Bowl XLV winning

season, Sitton started all 20 games. As a member of the Packers, Sitton was named first-team All-Pro in 2014 and second team All-Pro in 2013 and 2015. He also earned Pro Bowl nods in 2012, 2014 and 2015 with Green Bay. Following his time in Green Bay, Sitton signed with the Chicago Bears in 2016, where he earned another Pro Bowl selection. Sitton spent two seasons with the Bears before closing out his NFL career with the Miami Dolphins in 2018. Overall, Sitton started 142 games of the 148 he played.

KEVIN SMITH inducted in 2019



Smith was a consensus All-America choice in 2007. He rushed for 2,567 yards and 29 touchdowns during his senior season, when Smith was the Conference USA Player of the Year and a First Team All-CUSA selection. He also finished eighth in Heisman Trophy voting following his final season as a Knight. His 2,567 yards were second-most ever at the time. Smith was a third-round pick in the NFL Draft and played five seasons with the Lions. After spending three seasons on the UCF Football staff (2015-17), Smith was named running backs coach at Florida Atlantic University.

MARQUETTE SMITH inducted in 2005



One of only two rushers at UCF to rush for more than 1,000 yards in back-to-back seasons, local product Marquette Smith set a then single-season school-record for rushing yards (1,511) and touchdowns (14) in 1995. Following that year, he earned second-team All-America honors. Despite having played just two seasons with the Knights, Smith is fourth all-time in career rushing yards with 2,569. His career did not come to a halt when he left UCF, as Carolina selected him in the fifth round of the 1996 NFL Draft.

BOB SPITULSKI inducted in 2009



Bob Spitulski dominated at outside linebacker during his four-year UCF career and ultimately was drafted in the third round by Seattle. Spitulski still ranks highly on several UCF career defensive record charts and retains the school's benchmark with seven tackles-for-loss in a single game (vs. Savannah State, Nov. 2, 1991). He led the team in sacks in three of his four seasons and went on to earn third-team All-America honors by the AP in 1991 as a senior. He also helped UCF to the 1990 FCS semifinals.

A	
Brandon Adams, CB, Atlanta, Ga.	2021-22
Bruce Aaron, C, Arcadia.....	1979
Jim Adams, TE, Tallahassee	1983
Luke Adams, DE, Pensacola	2013-15
Raymond Agee, QB, Auburndale	1982
Ke von Ahmad, WR, Colleyville, Texas	2019-20
Kamar Aiken, WR, Miami	2007-10
Kurt Aken, P, Titusville	1987-89
Jordan Akins, WR/TE, McDonough, Ga.	2014-17
Brandon Alexander, DB, Orlando	2011-14
Chad Alexander, WR, Lake Wales	2008-10
Matthew Alexander, DT, Buford, Ga.	2022
Robert Alexander, LB, St. Augustine	1991-94
Danny Allen, DE, Altamonte Springs.....	1981
Emery Allen, CB, Milton.....	2006-10
Mark Allen, OG, Belle Glade	1981
Travis Allen, PK, Rogersville, Tenn.	1988
David Aills, CB, Winter Haven	1986
Charles Anderson, LB, Miami	1991-94
Demetris Anderson, DT, Fort Pierce	2013-14
L.J. Anderson, OG, Sumter, S.C.	2005-07
Marcus Anderson, FB, Lake City	2001
Micah Anderson, OL, Stone Mountain, Ga.	2014
Otis Anderson, WR, Jacksonville, Fla.	2017-20
T'Angelo Andrews, DB, Daytona Beach	1982-83
Thomas Andrews, DE, Midway, Ga.	1999-02
Carlos Ardavin, DB, Miami	1981-82
Scott Ariail, DB, Bainbridge, Ga.	1989-92
Bryson Armstrong, LB, Marietta, Ga.	2021
David Ashkinaz, OG, Oak Grove, Calif.	2002-03
Augustus Ashley, DB, Jacksonville.....	2006-07
Curt Ashley, DB, Miami Lakes	1984
Moses Ashley, DE, Miami	1980
Chris Askw, C, Key Largo	1999-01
Greg Atterberry, RB, Denmark, S.C.	1981, '83
Tim Ayers, FS, Orlando	1979-80

B	
Palmer Bachelder, DB, Augusta, Ga.	2020
Corey Baker, TB, Seffner	2000-01
Jarrad Baker, WR, Eau Gallie	2020-22
Javon Baker, WR, Atlanta GA.	2022
Steven Baker, LB, Ocala	2004-07
Perry Balas, FB, West Palm Beach	1987-90
Darin Baldwin, DB, Homestead	2007-10
William Ballard, DE, Tampa	1982
Ricky Barber, DT, Louisville, Ky.	2021-22
Jaquarius Bargnare, WR, Orlando	2016
Dylan Barnes, PK, Merritt Island	2019
Gil Barnes, RB, Ft. Myers	1985-89
Spencer Barnes, WR, Orlando	1979
Deondre Barnett, LB, Cocoa	2013
Travis Barr, LB, Duluth, Ga.	2005
Ed Barrett, C, Jacksonville	1985-86
Robert Batista, PK, Brooksville	2007
Kurt Baumann, OT, Chiefland	1998-00
Ryan Beal, SS, Merritt Island	2004
Neil Beasley, WR, Pinellas Park	1985-86
John Beauchamp, OG, Chiefland	1997-00
Jordan Becker, LB, Clearwater	2009-10
Sean Beckton, WR, Daytona Beach	1987-90
Sean Beckton, DB, Orlando	2011-14
Brett Bell, TE/OL, Wichita, Kan.	2018-21
Sylvester Bembery, DT, Miami	1984-87
Mark Benedict, OL, St. Petersburg	1980-81
Kyle Benkel, WR, Winter Park	2019
Kevin Bennett, TE, Jacksonville.....	1991-92
Elijah Benoit, DB, Brandon	2019
Jermaine Benoit, DE, Tampa	1994-97
Lamarius Benson, OL, Covington, Ga.	2019
Javier Beorlegui, K/P, Merritt Island	1998-01
Lemec Bernard, LB, Ft. Myers	2002-04
Tatum Bethune, LB, Miami	2019-2021
Nick Beucher, K, Lake Highland	2006
Atari Bigby, SS, Miami	2001-04
Andrew Bishop, OL, Miami	1987-90
Neil Bitting, FB/DT, Orlando	2005-07
Joseph Blackard, OT, Anchorage, Alaska	2002
Cole Blair, DB, Albany, Ga.	1979-82
Richard Blake, DB, Plantation	1992-94
Darryl Blanford, SS, Titusville.....	1988-89
Cal Bloom, TE, Maple Grove, Minn.	2013-16
Mike Blue, OT, Jacksonville	1989
Justin Boddie, DB, Atlanta, Ga.	2007-10
Wyatt Bogan, LB, Tampa	1984-86, '88
David Bohner, P, Matthews, N.C.	2010-11
Brent Bolar, DE, Daphne, Ala.	2000-03
Jeff Bolle, DB, Francis Creek, Wis.	1981-84
Terence Bonner, RB, Memphis, Tenn.	1984-86
Colton Boomer, K, Lake Mary	2022
Blake Bortles, QB, Oviedo	2011-13
Parker Boudreaux, OL, Orlando	2018-19
A.J. Bouye, DB, Tucker, Ga.	2009-12
Isaiah Bowser, RB, Sidney, Ohio	2021-22
Rayfield Boyd, DB, Warner Robins, Ga.	1992
Jamie Boyle, PK/P, Central Valley, N.Y.	2009, '12
Jeremy Boykins, DB, Jacksonville.....	2016

Jerod Boykins, LB, Jacksonville	2016
Jeff Branham, TB, Orange, Mass	2004-05
Robert Braucht, DT, Edgewater.....	1993-95
Scott Braun, TE, Gainesville	1993-95
Gerren Bray, LB, Ft. Lauderdale	2001-04
Jim Bray, DE, Winter Park	1980, '83
Chad Breeden, LB, Mayfield, Ohio	2003
Ronnie Brewer, LB, Longwood	1989-90
Bobby Brewin, C, Lake City	2001-02
David Bridges, C, Glen St. Mary	1983-86
Demeitre Brim, LB, Dundee	2015-16
Willie Britton, C, Jacksonville.....	1989-92
Paul Brock, C, Baker	1984
Paul Brock, LB, Hialeah	1985-86
Barry Brooks, LB, Plantation	1987
Charlie Browder, TE, Kingsport, Tenn.	2021
Chester Brown, OL, Hinesville, Ga.	2013-16
Davonte Brown, CB, Plantation	2020-22
Dee Brown, FB, Brooksville	2001-03
Jake Brown, OL, Encinitas, Calif.	2017-19
Jesse Brown, DB, Miami	1989
John Brown, PK, Orlando	2004-05
Larry Brown, DT, Jacksonville.....	2000-03
Mark Brown, SN, DeLand	1994-95
Patrick Brown, OT, St. Charles, Ill.	2005-08
Savaris Brown, LB, Fort Myers	2001
Sinclair Brown, TE, Brunswick, Ga.	2005-06
Big Kat Bryant, DL, Cordele, Ga.	2021
Darrian Bryant, DB, Pompano	1984
John Bryant, LB, Plantation	1992-93, '95-96
Eric Buckley, SS, Merritt Island	1989-91
Quadric Bullard, DB, Hollywood	2020-22
Dave Burdetsky, DL, Orange Park	1982
Shawn Burgess-Becker, LB, Miami	2017-19
Dan Burke, C, Eau Gallie	1979-82
Chequan Burkett, LB, Montgomery, Ala.	2013-17
Bob Burkhart, QB, Maitland	1981
Todd Burks, CB, Buffalo, N.Y.	1992-93
Siaha Burley, WR, Meza, Ariz.	1997-98
Joe Burnett, CB, Eustis	2005-08
Derek Burns, LB, Plantation	2020-21
Devon Burns, CB, Miami	1991
Michael Buscemi, LS, Plantation	2005-07
Davin Bush, CB, Hialeah	1996, '98-00
Kendall Bush, RB, East St. Louis, Ill.	1980
Ian Bustillo, OL, Miami	2008-09
Adam Butcher, C, St. Petersburg	2002-03
Marek Butcher, P, St. Petersburg	1997
Nate Butler, FB, Fort Lauderdale	1981
Mike Buxton, OL, Bonita Springs	2008-09

C	
Chris Cade, DT, Pahokee	1993-94
Woodley Cadet, LB, Loxahatchee, Fla.	2013
Rob Calabrese, QB/WR, Islip Terrace, N.Y.	2008-12
Kirk Callahan, DB, Seffner	2006
Andy Cambridge, DT, Lake Mary	1998
Austin Camden, DL, Altamonte Springs	2020-22
Anthony Campbell, DE, DeFuniak Springs	1984
Frank Campbell, DT, Miami	1994
Michael Campbell, OL/TE, Pensacola	2013-15
Greg Campion, TE, Sarasota	1982, '84
Alex Cantillo, C, Miami	1988
Tavaris Capers, WR, Miami	2001-04
Greg Cardomone, LB, Cambridge	1980
Ken Carpenter, LB, Orlando	1981
Paul Carrington, DE, Springfield, Ga.	2002-05
Altman Carter, WR, Gainesville.....	1996-97
Blake Carter, LB, Cincinnati, Ohio	2006-07
Jack Carter, DE, Miami	2010
Mike Carter, TE, Melbourne	1980, '82
Thomas Castellanos, QB, Waycross, Ga.	2022
William Carter, LB, Cantonment	1985
Ryker Casey, PK, New Smyrna Beach	2022
Brandon Catto, LB, Jacksonville	1994
Nick Cattoi, PK, Tampa	2008-11
Rashard Causey, DB, Miami	2015-18
Joshua Celislar, DE, Winter Haven	2020-22
Randy Charlton, DL, Miami	2018-20
Mason Cholewa, DL, McKees Rocks, Pa.	2018-19
Kervins Choute, DT, Deerfield Beach	2020
Kenny Clark, WR, Ocala	1997-00
Erol Clarke, LB, Miami	2014-16
Nevelle Clarke, DB, Miami	2016-19
Marcus Clemons, DE, Titusville.....	2001
Todd Cleveland, WR, Altamonte Springs	1994, '97
Blake Clingan, P, Coral Springs	2007-10
Mike Coad, LB, St. Petersburg	1986-87
Aaron Cochran, HB/DL, Atlanta, Ga.	2015-18
James Cody, SS, Naples.....	2001-02
Clifford Cole, DT, Altamonte Springs	1990-91
Trillion Coles, RB, Orlando	2019-21
Mirto Collazo Jr, OG, Miami	1980-81
Antwan Collier, DB, Miami	2017-20
Mike Collier, WR, Belle Glade	1982
Dwight Collins, TB, Lake Charles, La.	1997-00
Edward Collins, OL, Birmingham, Ala.	2019-22
Kelvin Collins, WR, Melbourne	1983

Kyle Coltrain, WR, Noblesville, Ind.	2016
Ted Coltrain, WR, West Palm Beach	1987-89
Michael Colubiale, TE, Port Orange	2016-18
Steve Colubiale, RB, Ormond Beach	1981
Willie Comerford, OG, St. Petersburg	1999-01
Derrick Connor, OT, Miami	1988-91
Robert Lee Connor, DT, Mangum, Okla.	1989
Joey Connors, DB, Powder Springs, Ga.	2016-18
Scott Connors, FB, Coral Springs	1987
Bill Cook, DE, Jacksonville	1991-94
David Cook, FB, Ft. Myers Beach	1985-86
James Cook, LB, Jacksonville	2002-05
Tarik Cook, OL, Stone Mountain, Ga.	2013-15
Anthony Cooks, LB, Daytona Beach	1992, '94-95
Bret Cooper, WR, Miami	1989-92
Travis Cooper, LB, Miami	1993-94
Roy Copeland, OL, Sebring	1981
Dallaz Corbitt, DE, Columbia, S.C.	2020, '22
Scott Cordrey, DT, Ocala	1996
Brian Covington, CB, Winter Haven	1987-88
Justin Coward, LS, Lakeland	2005-06
Doug Cox, C, Galesburg, Ill.	1987-89
Nate Craig-Myers, WR, Dade City	2021
Ja'Cyaais Credle, WR, Columbus, Ga.	2020
L.D. Crow, QB, Palm Harbor	2010
Brian Crutcher, WR, Dade City	1991-94
Mike Cullison, QB, Orlando	1979-80
Darrin Culpepper, SS, Miami	1983
Daunte Culpepper, QB, Ocala	1995-98
John Cummings, CB, New Smyrna Beach	1979-80
Rey Cunha, OL, Miami	2011
Buddy Cunningham, WR, Naples	1984
Keenan Cupit, DE, Lynchburg, Va.	2022
Andreal Curry, FB, Titusville	2002

D	
Daren Daly, PK, Coral Springs	2008
Dan Daniels, TE, Merritt Island	1996
Lyle Dankenbring, DB, Stuart	2009-12
Anthony Davis, WR, Boynton Beach	2008
Brad Davis, C, Holly Hill	1983-84
Brandon Davis, RB, Suwanee, Ga.	2008-09
Elgin Davis, RB, Jacksonville	1983-86
Gabriel Davis, WR, Sanford	2017-19
Gerod Davis, RB, Orlando	1992-95
Jonathan Davis, RB/LB, Lawrenceville, Ga.	2009-12
Jordan Davis, TE, Sanford	2021
Kalia Davis, LB, Pensacola	2018-21
Tavirius Davis, WR, Fort Lauderdale	1998-01
Titus Davis, LB, Atlanta, Ga.	2016-18
Troy Davis, LB, Lawrenceville, Ga.	2009-12
Turner Davis, RB, Sanford	1980-81
Willie Davis, LB, Pensacola	1998-01
Kelly Davison, OL, Washington, Ind.	2013
Bill Dayton, C, Vero Beach	1996, '98
Devunte Dawson, DB, Bedford, Texas	2021
Harry deAntonio, TE, Ocala	1982
Chris Decker, OT, Pembroke Pines	2000
Scott Dedelow, DT, Oviedo	1996-99
Donald De La Haye, PK, Port St. Lucie	2016
Chris DeLoach, DL, Columbus, Miss.	2019-20
Damian Demps, SS, Miami	1997-00
Jeremy DeVane, OG, Ormond Beach	2006-07
Deaubrey Devine, LB, Lakeland	1996-99
Chavis Dickey, OL, Byron, Ga.	2014-17
Mike Dickinson, WR, Miami	1989-92
Curtis Dix, DT, Boca Raton	1992, '95
Marco Domio, DB, Houston, Texas	2021
Reginald Doster, WR, Deerfield Beach	1995-98
Leger Douzable, DT, Tampa	2004-07
Steve Dovale, LB, Orlando	1985-86
Chad Downey, K/P, Cape Coral	1997-98
Randy Dozier, LB, Orlando	2004-06
Mark Duda, FB, Merritt Island	1980-81
Bruce Dukes, DB, Tyrone, Ga.	2011
E.J. Dunston, DT, Eatonville.....	2010-13

E	
Michael Easton, DB/LB, Winter Haven	2011-14
Bill Eckler, OL, West Palm Beach	1982
Robert Ector, RB, Miami	1984-87
Reggie Edwards, RB, Daytona Beach	1984-87
Steve Edwards, OT, Chicago, Ill.	2000-01
Boma Ekiyor, DE, Ilorin, Nigeria	2001
Emil Ekiyor, DE, Daytona Beach	1992-93, '95
Trevor Elbert, OL, Rockwall, Texas	2018-19
Antonio Eldemire, TE, New York, N.Y.	2004-05
Ahmed El-Hawary, OG, Merritt Island	1997-98
Scott Elling, OT, Inverness	1987
Adrian Ellis, DB, Miami	1994-95
Ron Ellis, CB, Palm Bay	2003-04
Don Ellison, OG, Titusville	1979-80
Alvin Encarnacion, LB, Jacksonville	1985
Willie English, TB, Avon Park	1989-91, '93
Scott Erickson, DE, Atlantis	1979-80
Corris Ervin, DB, Pompano	1984-87
Aaron Evans, OL, Seffner	2014-17
Keith Evans, DB, Fort Lauderdale	1986-88

Nate Evans, LB, Waggaman, La. 2016-19

F
Damani Fagan, DB, Fort Lauderdale 2004
Jeff Farmer, LB, Brooksville 1983-84
Darius Faulk, DB, Jacksonville 1993
Byron Felder, SS, Ferdandina Beach 1986-87
Edwin Ferguson, DE, West Palm Bch 1998-99
Joe Field, FB, Miami 1997
Travis Fisher, CB, Tallahassee 1999-01
Ryan Flinn, P, Lehigh Acres 2001-02
Nico Flores, WR, Miami 2010
Taylor Flowers, LB, Groveland 1980-82
Dontravius Floyd, H-Back, Homestead 2010-12
DaBar Fluellen, WR, Titusville 2003
Bernard Ford, WR, Cordele, Ga. 1985-87
Rico Ford, LB, Fort Lauderdale 1984
Darius Fore, DB, Bensalem, Pa. 1983-85
Ray Forsythe, OT, Winter Garden 1993-94
Fillipo Fort, LB, Clearwater 2019
Leroy Foster, DE, Vero Beach 1992
Kyle Fowler, LB, Longwood 2006
Cornell Francis III, TB, Green Cove Springs 1992-94
Curtis Francis, TB, Green Cove Springs 2004-07
Jaiden Francois, DB, Florida City 2021-22
Jordan Franks, LB/WR/TE, Crawfordville 2014-17
Raeder Frantzen, LB, Tampa 2016
Troy French, C, Bradenton 1987
Doug Friedlander, P, Daytona Beach 1981-82
Cornelius Friendly, RB, Orlando 1989
Jeff Froehlich, WR, Winter Park 1980-83
Jimmy Fryzel, WR, Lakeland 1999-02
Jeff Fye, CB, Fort Lauderdale 1997-99

G
Bryan Gabourel, DT, Oakland, Calif. 2005-06
Dillon Gabriel, QB, Mililani, Hawaii 2019-20
Doug Gabriel, WR, Orlando 2001-02
Willie Gaetjens, TE, Titusville 2008-10
Cedric Gagne-Marcoux, C, Quebec 2003-06
Michael Gaines, TE, Tallahassee 2001-02
Derek Gainous, DB, Miami 2018-21
Alex Galvez, OL, Miami 1993-96
Sean Galvin, PK, Cork, Ireland 2012-14
Kemore Gamble, TE, Miami 2022
Ed Gantner, DE, Orlando 1979-81
Mario Garcia, LB, Cooper City 1984
Bob Garn, OL, Fort Lauderdale 1985-87
Kevin Garvy, TE, Palm Beach 2011-12
Ivery Gaskins, WR, West Palm Beach 2001-02
Doug Gatewood, LB, Orlando 1979-82
Joey Gatewood, QB/WR, Jacksonville 2002
Kevin Gatlin, RB, Jacksonville 1988-89
Sean Gaudion, FB, Brandon 1999-02
Clayton Geathers, DB, Hemingway, S.C. 2011-14
Jarvis Geathers, DL, Andrews, S.C. 2008-09
Jonathan Gebka, DB, Boca Raton 2019
Mark Giaccone, RB, Westfield, N.J. 1987, '89-90
Kyle Gibson, DB, Tampa 2015-18
Walter Gibson, CB, Miami 1989, '91
Sean Gilhuly, OG, Winter Springs 2003-05
Ryan Gillis, OG, Largo 1995-96, '98
Eriq Gilyard, LB, Jacksonville 2018-21
Neal Ginley, OT, Parma, Ohio 1980
Bill Giovanetti, LB, Casselberry 1979-82
Billy Giovanetti, FB, Winter Park 2009-12
Nick Giovanetti, DB, Winter Park 2009
Brian Glasford, WR, Opa-Locka 1983, '85
Robert Glen, LB, Orlando 1989
Jacoby Glenn, DB, Prichard, Ala. 2013-14
Marcus Glover, CB, Ocala 2001, '03
Jeff Godfrey, QB/WR, Miami 2010-13
Alex Goforth, OL, Middlesboro, Ky. 1988-91
Chip Goforth, LB, North Augusta, S.C. 1991
Theo Goins, OL, Houston, Texas 2009-12
Ben Goldberg, TE, Gainesville 1997-98
Alan Gooch, DB, Clearwater 1981-82
Damarius Good, RB, Orlando 2020-21
Cam Goode, DL, Washington, D.C. 2019-21
Mark Goode, RB, Maitland 1980
Jimmy Goodman, LB, Orange Lake 1987
Tod Goodyear, TE, Eau Gallie 1979
Bruce Gordon, DB, Orlando 1980-82
Ferrol Gordon, DB, Deland 1985
Jimmy Gore, DB, Daytona Beach 1989
Mark Gorrell, DG, Titusville 1979
Ray Gould, OG, Coral Springs 1997
Tay Gowan, DB, Covington, Ga. 2019
Tylan Grable, OL, Gordon, Ga. 2022
Mike Graham, LB, Miami 2005
Bailey Granier, OL, Galliano, La. 2018
Joey Grant, DL/OL, Apopka 2012-14
Mike Grant, TB, Jacksonville 1995, '97-98
Richie Grant, DB, Fort Walton Beach 2017-20
Tony Gray, OL, Loganville, Ga. 2019

Troy Gray, LB, Kennesaw, Ga. 2011-14
Victor Gray, DL, Orlando 2010-12
Don Grayson, TE, Sanford 1986-87
Michael Greco, QB/S, Ft. Lauderdale 2007-09
Cornell Green, OT, St. Petersburg 1995-98
Deion Green, DL, Orlando 2012-13
Emory Green, LB, Sanford 1994-97
Montrel Greene, RB, Albany, Ga. 1989-90
Brandon Greenlee, LB, Bronson 1999
Doug Griender, FB, Fern Park 1979
Jaylon Griffin, WR, Huntsville, Texas 2021-22
Shaquem Griffin, DB/LB, St. Petersburg 2015-17
Shaquill Griffin, DB, St. Petersburg 2013-16
Franco Grilla, PK, Miami 1989-92
Mike Grissom, NG, Jacksonville 1986-87, '89
Dean Groves, SS, Orlando 1979
Mike Gruttadauria, C, Tarpon Springs 1991-94
Tony Guerad, DL, Tampa 2016-17
Matt Gulla, LB, Fort Lauderdale 1994-95
Chris Gunn, LB, Prairie, Miss. 1999
A.J. Guyton, WR, Homestead 2007, '09-11
Kurt Gwynne, NG, Seminole 1985-87

H
John Hafferty, OL, Alpharetta, Ga. 2008
Jonas Haggins, RB, Lakeland 1979
Herbert Hall, C, Panama City 1983, '85-86
Rannell Hall, WR, Miami 2011-14
Rufus Hall, WR, Bartow 1993-94, '96
Nathan Hallet, FB, St. Petersburg 1995-96
Derrick Hallman, LB, Fort Pierce 2007-10
Jawon Hamilton, RB, Miami 2016
Rick Hamilton, LB, Inverness 1989-92
Rovel Hamilton, CB, Melbourne 2002-03
Quintin Hampton, LB, Moultrie, Ga. 2015
Noah Hancock, DL, Beckley, W.Va. 2019-21
Omar Hansborough, DB, Homestead 2010
Tony Hardman, LB, Clearwater 1998-00
Corries Hardy, DE, Melbourne 1994-95
Fred Harley, DT, Fort Myers 1997-00
T.J. Harnden, DL, Tallahassee 2008-09
F.B. Harper, LB, Englewood 1988
Greg Harper, OL, Gainesville 1995
Alex Harris, WR, Kearney, Neb. 2017-19
Jacob Harris, WR, Palm Harbor 2018-20
John Harris, CB, Valparaiso 1988-89
John Harris, OL, Hoschton, Ga. 2022
Mark Harris, LB, Middleburg 1986
Tyler Harris, QB, Blackshear, Ga. 2015
Case Harrison, WR, Gainesville 2017
Brynn Harvey, RB, Largo 2008-09, '11-12
Craig Harvey, LB, Miami 2003
R.J. Harvey, RB, Orlando 2020, '22
Rashidi Haughton, DE, Miami 2009
Barry Havener, TE, Clearwater 1983
Victor Hawkins, DB, Immokalee 1982
Brendon Hayes, DL, New Orleans, La. 2016-19
Jordan Hayes, DB, Loganville, Ga. 2019
Lenard Hayes, DB, Clearwater 1994
Alex Haynes, TB, Orlando 2001-04
Frank Haynes, OT, Delray Beach 1996-99
Sidney Haynes, WR, Suwanee, Ga. 2007-08
Mike Heckman, LB, Winter Garden 1981
Mike Hedge, SN, Clearwater 1999-01
Kevin Helms, QB, Winter Haven 1985
Cam Henderson, DE, Birmingham, Ala. 2011-12
Chance Henderson, LB, Conyers, Ga. 2006-08, '10
Demari Henderson, DB, Sanford 2022
Ja'Carri Henderson, DB, Sanford 2022
Brett Henley, FS, Gainesville 1985
Jared Henry, DB, Jacksonville 2014
Daron Herndon, C, Altamonte Springs 1997
Tate Hernly, OL, Fort Myers 2015-17
Jake Hescock, TE, Pittsfield, Mass. 2018-21
Brian Hessinger, LB, Melbourne 1986-88
Keenan Hester, DL, St. Petersburg 2020-22
Randy High, OT, Winter Park 1979-81
Dan Hignite, OG, Orlando 1982
Rex Hill, DT, Marathon 2006-07
Trysten Hill, DL, Lee 2016-18
Darin Hinshaw, QB, Port Charlotte 1991-94
Tyson Hinchaw, WR, Orlando 1998-00
Brett Hodges, QB, Winter Springs 2009
Justin Hodges, CB, Fort Lauderdale 2020-22
Jim Hogan, P, Bunnell 1986
Cory Hogue, LB, Naples 2005-07, '09
Derek Holland, LB, St. Cloud 1993-96
Patrick Holland, FS, Miami 2002-03
Sam Holland, WR, Miami 1983-84
Alec Holler, TE, Winter Park 2020-22
Justin Holman, QB, Snellville, Ga. 2013-16
Travis Holmes, CB, Jacksonville 2004
Penn Holsapple, DB, Anchorage, Alaska 1988-91
Blake Holton, PK, Tampa 1988
Alphonzo Hopkins, Jr, CB, Cairo, Ga. 2001-03

Aaron Horne, P, Miami 2004-06
Chad Hounshell, OL, Mentor, Ohio 2009
Caleb Houston, P, Cleveland, Tenn. 2013-16
Clarence Howard, DE, Springfield, Va. 2005
Omari Howard, TB, Syracuse, N.Y. 1998-00
Joey Hubbard, TE, Chiefland 1995-97, '99
Marcus Hubbard, OG, Sanford 2005-06
Tyler Hudanick, OL, Harmony, Pa. 2015-18
Austin Hudson, WR, Gainesville 2009-10
Kobe Hudson, WR, Pine Mountain, Ga. 2022
Brian Huff, OT, Coral Springs 1999-02
Mike Huff, RB, LaBelle 1993, '95-97
Luther Huggins, WR, Miami 2001-04
Mike Hughes, DB, New Bern, N.C. 2017
Charley Hughlett, LS, Tampa 2008-11
Mike Hulsman, DE, Deltona 1998-99
Tom Hungerford, PK, Alexandria, Va. 1979-80
Brian Hunsicker, OG, Fort Lauderdale 1979
Lee Hunter, DT, Mobile, Ala. 2022
Chance Hutto, C, Bainbridge, Ga. 1999
Donald Huzzie, FB, Miami 1993-96

I
Dominic Ignelzi, OL, Port St. Lucie 2004-07
Ray Irvin, CB, Ormond Beach 1988-90
Kemal Ishmael, DB, Miami 2009-12
Kyle Israel, QB, Orlando 2004-07

J
Bobby Jackson, C, Jacksonville 1983-84
Brian Jackson, FS, Lakeland 1996
Kenny Jackson, WR, Lehigh 2006
Mario Jackson, TE, Palatka 1999-02
Richard Jackson, WR, Clermont 2008
Ron Jackson, DT, Pensacola 1981
Samuel Jackson, OL, Bradenton 2018, '20-22
Toby Jackson, DE, Griffin, Ga. 2011
Tony Jacob, OL, Atlanta, Ga. 2011
Eddie James, LB, Lake Worth 1979-80
Javid James, WR, New Orleans, La. 2006-07
Pat Jasinski, LB, Roswell, Ga. 2015-18
Robenson Jean, LB, Delray Beach 2007
Jeremiah Jean-Baptiste, LB, Homestead 2019-22
Rashad Jeanty, DE, Miami 2001-02
Greg Jefferson, DE, Bartow 1991-94
Shawn Jefferson, WR, Jacksonville 1988-90
Marcus Jenkins, DE, St. Petersburg 1995-98
Brandon Jennings, LB, Jacksonville 2022
Sergio Joachim, WR, North Miami 2005, '07
Amari Johnson, WR, Miami 2019-21
Andre Johnson, NG, Orlando 1986-87
Brandon Johnson, WR, Fort Lauderdale 2021
Chris Johnson, WR/DB, Jacksonville 2015-17
Darcy Johnson, TE, Palatka 2002-05
DeMarcus Johnson, DT, Tallahassee 2002-03
Draco Johnson, DB, Orlando 2013-16
Jamaal Johnson, DE, Miami 2022
Jason Johnson, LB, Matteson, Ill. 2022
Jimmy Johnson, WR, Odessa 2000-01
Jordan Johnson, QB, St. Petersburg 2016-19
Jordan Johnson, WR, St. Louis, Mo. 2021
Keenan Johnson, DB, Oakland, Calif. 2018
Rashard Johnson, CB, Miami 2001-02
Ron Johnson, SS, Centerville, Ohio 1979-81
Ron Johnson, QB, St. Petersburg Beach 1988-91
Storm Johnson, RB, Loganville, Ga. 2012-13
Tim Johnson, FS, Largo 1991
Tom Johnson, LB, Casselberry 1983-84
Travis Johnson, DB, Miami 1991-92
Travonti Johnson, CB, Miami 2003-06
Harvey Joiner, TE, Austin, Texas 2003-04
C.J. Jones, RB, Daytona Beach 2015
Eric Jones, LB, Gainesville 1988-90
Hayden Jones, WR, Orlando 2016
Jamie Jones, NG, Columbia, Md. 1983, '85-87
Mike Jones, OG, Ft. Myers 1985
Rodney Jones, LB, Tampa 1992
Rudy Jones, QB, Miami 1988-90
Willie Jones, OT, Belle Glade 1995
Jon Jordan, RB, Waycross, Ga. 1987-89
Michael Jordan, QB, Tampa 1992
Trenton Jordan, DE, Pasadena, Calif. 2003-04
Cedric Jordan-Williams, RB, Jacksonville 2017
Harry Jorgensen, WR, Freemont, Calif. 1991-93
Jose Jose, DT, Miami 2011-12
Ricot Joseph, FS, Lake Worth 1999-01

K
Scott Kairalla, SN, West Palm Beach 1996-97
Tywin Kalandy, LB, Live Oak 2003
Tommy Kasper, FB, Winter Springs 2004
Ricky Kay, FB, Deltona 2007-10
Barrie Kee, P, Naples 1987-88
Kris Keene, OG, Oviedo 1991-94
Mikey Keene, QB, Chandler, Ari. 2021-22
Joe Kelikiipi, WR, Pittsburgh, Pa. 1991
Brendan Kelly, RB, Shoreham, N.Y. 2009-12
Dominik Kelly, CB, Quitman, Miss. 2005-06

Earnell Kelly, LB, Gainesville 1996-99
 Jeff Kelly, SS, Birmingham, Ala. 1979
 Josh Kelly, DB, Oviedo 2019
 Paul Kelly, DB, Pensacola 1983
 Craig Keneipp, FB, Sarasota 1979-80
 Alan Kervin, P, East Lake 2020-21
 Eddie Keyes, CB, Orange Park 1994-95
 Tim Kiggins, RCB, Largo 1979-80
 D.J. Killings, DB, Jacksonville 2013-16
 Adrian Killins Jr., RB, Daytona Beach 2016-19
 Dave King, LB, Rockville, Md. 1982
 Dennis King, DE, Daytona Beach 2004
 Gordon King, OL, Winter Springs 1988, '90
 Wayne King, LB, Melbourne 1985
 Nelson Kirkland, DL, Lakeland 1981
 Jared Kirksey, DE, St. Augustine 2006
 Bob Knott, DL, Miami 1989-92
 Jason Kotar, DL, Winter Park 1989-91
 Walt Kretowicz, FB, Fort Monmouth, N.J. 1982

L
 Tom Laipply, OG, Port Charlotte 1989-91
 Mike Landi, WR, Princeton 1981-82
 Parker Langley, P, Ft. Myers 2007
 Tony Lanham, QB, Louisville, Ky. 1985
 Mac Lantrip, LB, Longwood 1985-86
 Darryl Latimore, CB, St. Petersburg 1993-95, '97
 Omar Laurence, CB, Largo 2002-03
 Mike Lavoie, C, Sanford 2007-08
 Shane Law, FS, Tampa 1990-91, '93
 Charles Lee, WR, Homestead 1997-99
 Matthew Lee, OL, Oviedo 2020-22
 Abre' Leggins, OL, Orlando 2009-10
 John Leggio, TE, Hollywood 1984
 Eric Leister, WR, Orlando 1995-98
 Matt LePain, C, Palm Harbor 1990-92
 Gene Lescalette, DE, Winter Park 1979
 Dyllon Lester, DB, Plantation 2019-22
 Norman Lewis, OG, Port Charlotte 2003
 Rahsaan Lewis, DB, Windermere 2018
 Shawn Lewis, FB, Ft. Lauderdale 1991
 Vincent Lewis, WR, Moore Haven 1981
 Josh Linam, LB, Tavares 2008-11
 Charles Lincoln, OL, Melbourne 1982-85
 John Linde, OG, Winter Park 1980
 Robert Lindsey, DL, St. Cloud 1987-90
 Mike Lofton, DL, Clearwater 2020
 Emmanuel Logan-Greene, WR, Ft. Lauderdale 2017
 Millard Long, RE, Oviedo 1979
 Chris Lorenti, C, South Daytona 1997-00
 Mac Loudermilk, TE/P, Valdosta, Ga. 2016-18
 Seyvon Lowry, DL, Jacksonville 2013, '16-17
 Louis Lubin, DB, Kissimmee 1992-95
 John Lubischer, TE, Boca Raton 2008
 Jamie Lugo, QB, Winter Park 1982-83
 Matt Lundy, TE, Orlando 2001
 Corey Lunford, LB, Pahokee 1991
 Kevin Lutz, FS, Louisville, Ky. 1979
 Gabriel Luyanda, LB, Tampa 2017-18
 Mike Lynche, DT, St. Petersburg 2001-02

M
 Sean Maag, DB, Orlando 2012-13
 Mike Mabry, C, Dayton, Texas 2001-02
 Jonathan MacCollister, TE, Orlando 2019
 Darriel Mack Jr., QB, Norfolk, Va. 2018-19
 Edward Mack, TB, Valdosta, Ga. 1996, '98-00
 Kyle Madden, TE, Kennesaw, Ga. 2008
 Jason Magalski, FB, Fort Lauderdale 1993
 Jorge Magluta, OG, Miami 1982-85
 Andrew Majeski, LB, Grand Marais, Minn. 1997
 Brian Makar, LB, Fort Myers 1984, '86-87
 Mike Malatesta, DB, Orlando 2005
 Jaryl Mamea, DT, Fagasa, American Samoa 2013-14
 Rick Mann, OG, Sanford 1979-80
 Keith Marcos, LB, Tampa 1991-93
 Dionte Marks, WR, DeLand 2021
 Craig Marsden, C, Melbourne 1987-90
 Brandon Marshall, WR, Winter Park 2002-05
 Zach Marsh-Wojan, TE, Vacaville, Calif. 2020-22
 Gage Marsill, LS, Deltona 2015-16
 Chris Martin, OL, Fort Walton Beach 2010-13
 Stephen Martin, WR, Orlando 2022
 Nikai Martinez, DB, Apopka 2022
 Ed Marynowitz, QB, Coral Springs 2005
 Chad Mascoe, LB, Kissimmee 2002
 Jeff Mauldin, DT, Gulf Breeze 1997-00
 Zamari Maxwell, DB, Largo 2018-21
 Rick Maynard, LB, St. Petersburg 1981
 Rashad Mays, FS, Kissimmee 2004
 Vinny Mazzurco, LB, Ocala 2011
 Parnell McCall, DT, Bunnell 1987-89
 Jamar McClain, DB, Miami 2013
 Cecil McCleod, LB, Miami 1984
 Glenn McCombs, P, Cape Coral 1983-84
 Greg McCrae, RB, Miami 2017-20

Mike McCrary, QB, Wauchula 1981
 Cliff McCray, OG, Miami 2007, '09-11
 Garrett McCray, OT, Mayo 1999-02
 Jordan McCray, OL, Miami 2010-13
 Justin McCray, OL, Miami 2010-13
 Mitch McCarthy, P, Australia 2022
 K.D. McDaniel, DE, Tifton, Ga. 2022
 Jordan McDonald, RB, Alpharetta, Ga. 2022
 Justin McDonald, LB, Lauderhill 2013, '15-16
 Lance McDowdell, DT, Mount Vernon, N.Y. 2014-15
 Quincy McDuffie, WR, Orlando 2009-12
 Taj McGowan, RB, Hollywood 2015-18
 Britt McGriff, WR, Gainesville 1999-02
 James McGriff, LB, Clermont 1980
 Jake McKibben, DT, Wauchula 1999-01
 Josh McKibben, DT, Wauchula 1998-01
 Jermaine McMillian, DB, Miami 2018, '20-21
 Josh McMullen, OL, Decatur, Miss. 2018, '20-21
 Drew McPhail, C, Gainesville 1993
 Jameil McWhorter, DE, Orlando 1994-97
 Adrian Medley, OL, Pensacola 2021
 Bruce Meeks, RB, Micosukee 2006
 Doug Meighan, OG, Tampa 1983
 Justin Menard, WR, Stockbridge, Ga. 2020
 Alex Mendez, OT, Selma, Calif. 2002
 Bob Menello, FB, Orlando 1992-94
 Mike Merritt, TE, West Palm Beach 2004-07
 Angel Mesa, RB, Orlando 1988-89
 Dave Meyl, LB, Jacksonville 1983-84, '86-87
 Brian Miller, QB, Johnson City, Tenn. 2000-02
 Bruce Miller, DE, Canton, Ga. 2007-10
 Charlie Miller, OG, Belle Glade 1982-84
 Kevin Miller, TE, Delran, N.J. 2013-14
 Wyatt Miller, OL, Douglas, Ga. 2015-18
 Buster Mills, OG, Miami 1989-93
 McKenzie Milton, QB, Kapolei, Hawaii 2016-18
 Charles Mitten, TE, Naperville, Ill. 1984
 Paul Miranda, CB, Thomasville, Ga. 1996-98
 Eric Mitchell, LB, Miami 2017-20
 Willie Mitchell, LB, Deltona 2011-12, '14
 Steven Moffett, QB, Winter Park 2003-06
 Shawn Moffitt, PK, Orlando 2011-14
 Titus Mokiao-Atimalala, WR, Ewa Beach, Hi. 2021
 Anthony Montalvo, DL, Tampa 2018-22
 Brandon Moore, DB, Sanford 2017-18
 Freddie Moore, OT, Tallahassee 1997
 Gerald Moore, DE, Moore Haven 1983-84
 Jon Moore, OT, Port St. Lucie 1991-93
 Jonathan Moore, WR, Fort Lauderdale 2019
 Justen Moore, DE, Ocala 1996-99
 Kam Moore, LB, Sanford 2022
 Kendrick Moore, FB, Clermont 1995-97
 Shane Moore, LB, Jacksonville 1994, '97
 Johnovan Morgan, OG, Miami 2002
 Tre' Mon Morris-Brash, DL, Washington, D.C. 2019-22
 Danny Moser, FB, Eau Gallie 1981-82
 Quade Mosier, LB, Fayetteville, Ark. 2020-21
 Eugene Muhart, FB, Miami 1983
 John Muldoon, RB, Cocoa Beach 1981
 Latavis Murray, RB, Nedrow, N.Y. 2008, '10-12
 Travis Muse, C, Arcadia 2001-02
 T.J. Mutcherson, DB, Tampa 2016

N
 Christopher Nahat, WR, Odessa 2012
 Darius Nail, DE, Douglasville, Ga. 2007, '09-11
 Parker Navarro, QB, Tempe, Ari. 2021
 Johnell Neal, CB, Baton Rouge, La. 2005-08
 Tre Neal, DB, Buford, Ga. 2015-17
 David Nelson, LB, Port Orange 1990-93
 Frisner Nelson, DT, Fort Myers 2002-05
 Mike Nelson, P, Homestead 1992
 Jerry Nemethy, DE, Coral Springs 1981-82
 Paul Neuner, NG, Winter Park 1985
 Jamar Newsome, WR, St. Petersburg 2008-10
 John Newton, DL, Miami 1984
 Thomas Niles, DL, Gainesville, Ga. 2012-15
 Adam Nissley, TE, Cumming, Ga. 2008-11
 Kendall Nixon, OG, Jacksonville 1980-81
 Kim Nixon, RB, Nichols 1983-84
 Tre Nixon, WR, Viera 2018-20
 Mark Nonsant, WR, West Palm Beach 1995-98
 Zac Norris, OL, Port St. Joe 2010

O
 Ed O'Brien, PK, Hialeah 1984-87
 John O'Day, OL, Miami 1983-86
 Michael O'Shaughnessy, DE, Winter Park 1979-80
 Ryan O'Keefe, WR, Round Rock, Texas 2019-22
 Daniel Obarski, PK, Chandler, Ariz. 2019-22
 Josh Odigie, DL, Costa Mesa, Calif. 2017
 Goodson Ohaegbulam, LB, Winter Park 2003
 Emeke Okamfor, DT, Baton Rouge, La. 2004-07
 Taylor Oldham, WR, Daytona Beach 2013-16
 David Orris, NG, Washington, Iowa 1981
 John Osborne, TE, Milledgeville, Ga. 1987-90

Andrew Osteen, P, Enterprise, Ala. 2019-22
 Mike Osuna, DE, Miami 1996-97
 Joe Owens, DB, Atlantic Beach 1985-87
 Jordan Ozerities, DB, Mount Dora 2010, '12-14

P
 Miles Pace, DL, Miami 2013-14
 Don Page, DE, Foley, Ala. 2000
 Luke Palmer, OL, Wauchula 2015-18
 Mike Palmer, NG, Casselberry 1982
 Mike Palmer, LB, Cocoa Beach 1995-98
 Jason Palmisano, TB, Melbourne 1991
 Kelly Parfitt, OL, Boca Raton 2013
 Maury Parker, LB, Philadelphia, Pa. 1984
 Renford Parkes, SS, Titusville 2004-06
 Jeff Parsons, OT, Jacksonville 1981
 G.T. Parris, TE, Vero Beach 1990-91
 Matt Parris, FS, Vero Beach 1991
 Michael Patrick, DB, Orange Park 2013
 Elton Patterson, DE, Tallahassee 1999-02
 Ian Patterson, CB, Miami 1987
 Nick Patti, QB/WR, Orlando 2015-16
 Lokahi Pauole, OL, Kapolei, Hawaii 2019-22
 Chad Payne, WR, Orlando 1991, '93
 Tristan Payton, WR, Jacksonville 2015-16, '18
 Dave Pedersen, OL, Naperville, Ill. 1987
 Travis Peeples, QB, Miami 1990-91
 Vic Penn, QB, Miami 1999-00
 Larry Peoples, OT, Jacksonville 2003
 Caleb Perez, SN, Palm Beach Gardens 2017-18
 Raul Perez, RB, Miami 1982
 Craig Perkins, LB, Jupiter 1987
 Brian Permenter, CB, Miami 1992-93
 Breshad Perriman, WR, Lithonia, Ga. 2012-14
 Koby Perry, DB, Covington, Ga. 2022
 Jason Peters, TB, Seattle, Wash. 2005-06
 Al Peterson, WR, Alachua 2002-04
 Jock Petree, DL, Orlando 2016
 Brett Petrovich, LB, Boca Raton 1983
 Charlie Pierce, PK, Lakeland 1993-96
 Nick Pieschel, OL, Fort Lauderdale 2008-11
 Chris Pilinko, LB, St. Augustine 2000-02
 Jamiyus Pittman, DT, Moultrie, Ga. 2014-17
 Mike Piurowski, LB, Sarasota 1979
 Bobby Joe Plain, WR, Fort Pierce 1979
 John Rhys Plumlee, QB, Hattiesburg, Miss. 2022
 Terrance Plummer, LB, Orange Park 2011-14
 Antoine Poe, LB, Lakeland 2000-01, '03
 Matt Polimeni, TE, St. Augustine 2000
 Raheem Pontifet, DE, Jacksonville 1998-99
 Brett Porche, P, Orlando 1979
 Deon Porter, DB, Waycross, Ga. 1995, '97-98
 Allen Powell, CB, Orlando 1992-95
 Jon Powell, DB, Orlando 2018-21
 Matt Prater, K/P, Estero 2002-05
 Johnie Presley, TB, Ocala 1995-96
 Connor Price, DB, Palm Beach 2011
 Joseph Puopolo, RB, Naples 2013-15

Q
 James Quillian, DT, North Miami Beach 1991-93
 John Quintana, P, Oviedo 1983
 Rodrigo Quirarte, PK, Queretaro, Mexico 2014

R
 Corey Rabazinski, TE, Winter Park 2006-09
 Jason Rae, DT/OL, Weston 2013-16
 Jordan Rae, OL, Weston 2010-12
 Robin Rafferty, C, Tampa 1987
 Joe Rago, OG, Orlando 1990-91
 Cody Ralston, LB, Calhoun, Ga. 2013
 Roger Ranney, DB, Orlando 1989
 Sha'reff Rashad, DB, Jacksonville 2005-08
 Bill Ray, DE, Winter Park 1979
 Tristan Reaves, WR, St. Cloud 2017
 Nakia Reddick, LB, Miami 1993-96
 Scott Redditt, LB, Altamonte Springs 1979
 Micah Reed, RB, Crestview 2013-14
 Josh Reese, WR, Miami 2011-14
 Max Reeves, SN, Dunnellon 2002-04
 Jah Reid, OT, Haines City 2007-10
 Kareem Reid, DE, Coral Springs 2005-06
 Kevin Reid, QB, Palm Harbor 1995-96
 David Rhodes, WR, Mulberry 1991-94
 Stanford Rhule, LB, Fort Lauderdale 2001-04
 Andrew Rice, DL, Lake Mary 2013
 Tyrell Rice, DB, Fort Pierce 1996-98
 Greg Richards, FB, Titusville 1982
 Jordan Richards, LB, Cary, N.C. 2005-06, '09
 Mark-Anthony Richards, RB, Wellington 2021-22
 Cordarrion Richardson, RB, Memphis, Tenn. 2017
 Johnny Richardson, RB, Lake Wales 2020-22
 LeBranden Richardson, DE, Miami 2011
 Marv Richardson, DE, Belleville, Ill. 1996-99
 Kenton Rickerson, SS, St. Augustine 1994-97
 Victor Riddle, FS, Lakeland 1983, '85
 Koltan Riley, DE, Sunrise 1983-84
 Jon Rivera, QB, Perth Amboy, N.J. 2002-03

Lorenzo Rivers, RB, Kissimmee	1983
Anthony Roberson, TE, Richmond, Va.	2017-19
Jimmie Roberts, CB, Melbourne	1987-90
Taylor Robertson, OG, Kingston, Ontario	1999-02
Aaron Robinson, DB, Deerfield Beach	2018-20
Jaylon Robinson, WR, Fort Worth, Texas	2020-21
Josh Robinson, CB, Sunrise	2009-11
Kaedin Robinson, WR, Asheville, N.C.	2021
Loren Robinson, LB, Longwood	2011
Mark Robinson, LB, Baltimore, Md.	1979-81
Craig Rodrigue, DT, Tallahassee	1985-87
Tito Rodriguez, LB, Lehigh	1998-01
Zach Rodriguez, S, Oviedo	2021-22
Beon Rogers, DB, Stone Mountain, Ga.	2005-08
Mitch Rolfes, TE, Elkhorn, Neb.	1987
Nick Rosinski, DT, Plantation	2001-02
Bob Ross, WR, Titusville	1979-80
Rocky Ross, WR, Jacksonville	2005-07, '09
Tony Rosser, DT, Marietta, Ga.	1997-98
Jim Rountree, WR, Coral Springs	1980-83
Paul Rubelt, OL, Frankfurt-Oder, Germany	2020, '22
Commer Rucker, CB, Ft. Lauderdale	2000
Mark Rucker, LB, Miramar	2014-16
Darrell Rudd, DT, Dayton, Ohio	1981-84
Bob Rumbaugh, FS, Miami	1987
Craig Russell, DE, Winter Park	2000-01
Maurice Russell, LB, Fort Meade	2014-16
Scott Ryerson, PK, Orlando	1980-83

S	
Jeff Sacco, DE, Chatham, N.J.	1982
Bill Sagues, DT, Winter Park	1979-80
John Sakal, C, Clearwater	1982
Mike Sakal, OT, Clearwater	1982
Larry Salazar, LB, Hialeah	1989
Russ Salerno, P, Orlando	1989-91
Aaron Sam, RB, Concordville, Pa.	1983-86
Ricky Sampson, WR, Rockledge	1980
Cade Sams, WR, Jacksonville	2020
Jason Sams, DB, Jacksonville	1989-91
Asante Samuel, CB, Fort Lauderdale	1999-02
Peter Sands, FS, Titusville	2001-03
Ronnell Sandy, LB, Titusville	2003-06
Brian Sargent, LB, Herndon, Va.	1990
Rob Sauvaio, DT, Leesville, La.	2014
Wes Tunuufi Sauvaio, DL, Leesville, La.	2008-10
John Scargle, DB, Yorba Linda, Calif.	1980-82
Ed Schenk, QB, Pemberville, Ohio	1981-82
Bo Schneider, QB, Dallas, Texas	2015
Cole Schneider, OL, Fort Myers	2018-21
Ryan Schneider, QB, Plantation	2000-03
Doug Schoen, OG, Winter Park	1990-93
Scott Scholtens, WR, Downers Grove, Ill.	1984
Brandon Scott, DB, New Orleans, La.	2016
Eric Seidelman, OL, Orlando	2019
Page Sessoms, FB, Dade City	1996, '98-99
Lyle Shackelford, OL, Orlando	1982
Sheldon Shakespeare, CB, Jacksonville	2006
Jay Shapiro, DL, Cooper City	1982
Tommy Shavers, FS, Florida City	1998-00
Ray Shipman, LB, Miramar	2011-12
Keith Shologan, DT, Edmonton, Alberta	2004-07
Elliot Shorter, SS, Quincy	1998-01
Tubby Shwedo, LB, Atlanta, Ga.	1990-91
Ben Simmons, LB, Jacksonville	1990
Joe Simmons, DT, Fernandina Beach	1985-88
Eric Simpson, DT, Bradenton	1982-85
Mike Sims-Walker, WR, Orlando	2003-06
Art Sippio, DT, St. Cloud	1982
Josh Sitton, OL, Pensacola	2004-07
Darin Slack, QB, Fern Park	1984-87
Sean Slack, OG, Winter Park	1992
Gary Slager, DB, Auburndale	1980
Eric Smith, TE, Camp Lejeune, N.C.	1989
Kevin Smith, TB, Miami	2005-07
Kyle Smith, OL, Brockway, Pa.	2004-07
Marquette Smith, TB, Casselberry	1994-95
Maurice Smith, TB, Oviedo	1997
Phil Smith, OL, Tampa	2012
Phillip Smith, RB, Mansfield, Texas	2006-07
Rachaud Smith, LB, Miami	1997-00
Shane Smith, RB, Susquehanna, Pa.	2006
Tre'Quan Smith, WR, Delray Beach	2015-17
Dredrick Snelson, WR, Miami	2016-18
Barry Snider, DL, Tucson, Ariz.	2010-11
Albert Snyder, CB, Palm Bay	1998-01
Mike Sommerfield, OT, Miami	1979-82
Justin Sommers, OL, Fort Lauderdale	1996
Elijah Spann, WR, Tampa	2018
Tom Sparks, NG, Orlando	1979-80
Steve Spears, DT, Albuquerque, N.M.	1986-88
Arnell Spencer, WR, Orlando	1986-88
Domenic Spencer, LB, Dallas, Texas	2012, '14-15
Mike Spencer, LB, Merritt Island	1996-97, '99
Bobby Spitulski, LB, Orlando	1988-91
Charles Sprekel, OL, Delray Beach	2017
William Stanback, RB, Hempstead, N.Y.	2013-14
Mike Stapp, RB, Orlando	1979-80

Jim Stevens, LB, Heidelberg, Germany	1980
Josh Stevens, DE, Port Arthur, Texas	2003-04
Bill Stewart, LB, Seffner	1987-90
Cam Stewart, WR, Snellville, Ga.	2015-18
Kevin Stewart, OL, Orlando	1993-96
Pat Stewart, RB, Hamilton, Ontario	1990
Sean Stickler, OT, Bradenton	1988
Stuart Stipe, WR, Waycross, Ga.	1994-96
Brendin Straubel, DB, Tampa	2013, '15
Mark Street, LB, Largo	1982
Brandon Sumner, QB, Daytona Beach	2004
Jarrett Swaby, DB, Belle Glade	2011
Boman Swanson, OL, Homestead	2017
Alex Swenson, DB, Oviedo	2019, '21
David Swift, OT, Apopka	1988-90
Othellus Swift, DB, Apopka	1983
Ryan Swoboda, OL, Clermont	2022
Stanley Sylverain, DL, Naples	2013-14

T	
Chris Tabscott, OG, Winter Springs	1992-95
James Tarver, DB, Jacksonville	2019
Tarveres Tate, DT, Avon Park	1993-96
Marcus Tatum, OL, Daytona Beach	2020-21
Monte Taylor, DL, Springdale, Md.	2015
Jim Taylor, WR, Gainesville	1979-82
Josh Taylor, WR, Patterson, Ga.	2002
Vic Taylor, LB, Milledgeville, Ga.	1989-92
Scott Teal, LS, Longwood	2012-14
Brian Terr, PK, Tampa	1989-92
Blake Thames, TE, West Palm Beach	1998
Kendrick Thomas, LB, Melbourne	1994-96
Alex Thompson, LB, Gainesville	2006-09
Bentavious Thompson, RB, Miami	2018-20
Carlos Thompson, CB, McComb, Miss.	2001-02
Cedric Thompson, RB, Miramar	2012-15
Jerome Thompson, RB, Tampa	1981-82
Corey Thornton, CB, Miami	2020-22
Jason Thorpe, QB, Lakeland	1996-98
Ron Thow, FB, Staten Island, N.Y.	1989-92
Dana Thyhsen, QB, DeLand	1982-84
Travis Timmons, DT, Gainesville	2006-09
Blake Tiralosi, WR, Orlando	2015-16
Gabby Torres, TB, Orlando	2003
Michael Torres, PK, Thiells, N.Y.	2006-07
Xavier Townsend, WR, Tampa	2022
Greg Toy, OG, Lakeland	1985-87
Torell Troup, DT, Conyers, Ga.	2006-09
Mark Trudell, OT, Spring Hill	1991
Jose Trujillo, LB, North Miami	1988-89
Justin Tukes, TE, Sylveste, Ga.	2011-14
Brooks Turner, WR, Deerfield Beach	2003-04
Craig Turner, P, Winter Garden	1980
Kenny Turnier, DL, Miami	2018-20

U	
David Underwood, OG, Fort Myers	1985, '87-88
Wanzell Underwood, DE, Syracuse, N.Y.	2000
Nick Upchurch, CB, Clarkston, Mich.	2000

V	
Noah Vedral, QB, Wahoo, Neb.	2017
Dan Veenstra, OL, Largo	2003-06
Joey Venice, DL, Key West	1989-91
Jason Venson, DB, Marietta, Ga.	2005-08
Pablo Vera, DE, Miami	1980
Cam Vining, LB, Bradenton	2022

W	
Fred Waczewski, PK, Kissimmee	1995-98
Steve Wagner, C, Melbourne	1995-96
Antonio Wallace, DE, Vero Beach	2006-08
Darren Wallace, OL, Opa-Locka	1984
Scott Walls, FS, Titusville	1979
Alex Ward, LS, Fort Walton Beach	2019-20
Thad Ward, DB, Tallahassee	1999-01
Jarvis Ware, DB, Apopka	2022
Donnell Washington, FS, Gainesville	1994-97
William Washington, CB, Ft. Walton Beach	1994-95
Glenroy Watkins, DE, Brooklyn, N.Y.	2004-05
Kyle Watkins, OT, Keller, Texas	2002-03
Colby Watson, OL, Pensacola	2013-14
Brian Watters, WR, Rome, Ga.	2007-10
Jon Watts, LB, Gulf Breeze	1984-86
Reggie Weams, DB, Baton Rouge, La.	2007-10
Joe Weatherford, QB, Land O' Lakes	2008
Ronnie Weaver, RB, Wabasso	2008-11
Steve Webster, SS, Clearwater	1986-87
Chris Weeks, DT, Jupiter	2000
Harry Weinberg, SN, Hollywood	1991-93
William Wells, S, West Palm Beach	2021-22
Chris Welsh, DE, Cocoa	2003-06
Keith Whatley, CB, Atlanta, Ga.	2000
Glenn Whepley, DB, Palmetto	1981-82
Mark Whigham, QB, Sanford	1979-80
Nicco Whigham, DB, Fort Lauderdale	2012
Poe White, WR, Bonifay	1985, '87
Mark Whittemore, WR, Gainesville	1991-94

Dontavious Wilcox, TB, Rockledge	2003-05
Kirk Wiley, LB, Daytona Beach	1987-88
Michael Willett, RB, Orlando	2015
Britt Williams, OG, Lakeland	1988
D.J. Williams, LB, Fort Lauderdale	2012
David Williams, DE, Lexington, S.C.	2007-10
Evandall Williams, FB, Havana	2003
Jackie Williams, WR, Prichard, Ala.	2014
Jayson Williams, RB, Conyers, Ga.	2006-07
Keith Williams, TB, Plant City	2002
Keith Williams, DB, Austell, Ga.	2007
Ken Williams, OT, Pensacola	1983
Kerlon Williams, RB, Crescent City	2011
Khymest Williams, WR, Litcher, La.	2007-08, '10-11
Mark Williams, DB, Fort Lauderdale	1994-95
Marlon Williams, DB, Sunrise	2006
Marlon Williams, WR, Mobile, Ala.	2017-20
Mike Williams, TE, Tallahassee	1979-80
Roy Williams, DE, DeLand	2002-03
Terrance Williams, TB, Clearwater	1999-01
Leilon Willingham, LB, Denver, Colo.	2011
Anthony Willis, FS, Winter Garden	2002-03
Anthony Willis, DB, Winter Garden	2005
Shane Willis, QB, Lakeland	1987-89
Brandon Wilson, DL, Winter Garden	2019
David Wilson, OT, Merritt Island	1996-99
D'erren Wilson, WR, Greenville, Texas	2015
Divad Wilson, DB, Miami	2020-22
Dontravious Wilson, RB, Buford, Ga.	2013-16
Ted Wilson, WR, Zephyrhills	1983-86
Torrian Wilson, OL, Miami	2011-14
John Wimberly, OT, Tallahassee	1999-01
Keenan Wimbley, DL, Miami	1984-87
Brandon Wimbush, QB, Teaneck, N.J.	2019
Leroy Wisniewski, NG, Niles, Ill.	1990-91
Matt Wittman, OG, Sarasota	1992, '94-95
Josh Wofford, DT, Melbourne	2011
Mike Wood, QB, Tampa	1981
Landon Woodson, DL, Fredericksburg, Va.	2019-21
A.J. Wooten, DL, Alapaha, Ga.	2016-18
Joe Workman, LE, Winter Park	1979
J.J. Worton, WR, Homestead	2011-14
John Wouda, TE, Orlando	1991-94
Chris Wrenn, DL, Gainesville	1994-95
Del Wright, PK, Ocala	1993
Matthew Wright, PK, Lancaster, Pa.	2015-18
Steve Wright, FS, Winter Park	1991-92, '94
Jim Wyatt, OG, Plantation	1982

Y	
Brent Yancy, OL, Sarasota	1984
Walter Yates, LB, Gulf Breeze	2022
Lawrence Young, LB, Pensacola	2007-10

Z	
Stephon Zayas, DL, Ft. Lauderdale	2019-20
Charlie Ziegler, FB, Sarasota	1979

2005 SHERATON HAWAII BOWL

NEVADA	49
UCF	48

December 24, 2005 | Honolulu, Hawaii | Aloha Stadium

HONOLULU - UCF dropped a 49-48 overtime decision to Nevada in the 2005 Sheraton Hawaii Bowl, the first bowl game in school history. The Knights finished the season with an 8-5 record, just one year after going 0-11. The turnaround of seven games from 2004 placed UCF tied with seven other schools for the fourth-best single-season turnaround in Football Bowl Subdivision history.

UCF kicker Matt Prater, who had three field goals during the game, missed the game-tying extra point wide right, giving the Wolf Pack the win.

B.J. Mitchell ran for 178 yards and two touchdowns, and Robert Hubbard had 126 yards rushing and three touchdowns for the Wolf Pack (9-3), who finished with their best season since 1996 and spoiled UCF's bowl debut.

UCF's Brandon Marshall caught a 16-yard pass for a touchdown that tied the game at 42 with 55 seconds left. The score capped a four-play, 48-yard drive that took just 37 seconds.

Prater booted a 46-yard field goal with 1:32 left to draw UCF to 42-35, and the Knights recovered the onside kick with no time-outs left, setting up Marshall's dramatic catch that sent the game into overtime.

Trailing 32-28, the Wolf Pack took the lead on Hubbard's 5-yard touchdown run early in the fourth quarter. Nevada scored again on Rowe's 7-yard scoring pass to Travis Branzell for a 42-32 lead with 3:18 remaining.

Kevin Smith, Conference USA's Freshman of the Year, scored on a 78-yard run, the second longest run from scrimmage in UCF history, to give the Knights a 14-0 lead in the first quarter. The run was the longest in school history by a freshman and in UCF's 10-year Football Bowl Subdivision history. The longest run from scrimmage in UCF history was Elgin Davis' 79-yard scoring run vs. Samford (Nov. 15, 1986).

The 78-yard touchdown run by Smith was the second-longest run by a true freshman in the NCAA during the year. It also marked the longest run in Sheraton Hawai'i Bowl history.



Nevada	7	21	0	14	7	-	49
UCF	17	3	12	10	6	-	48

1st	13:20	UCF	Marshall 51 pass from Moffett (Prater kick)
	9:24	UCF	Smith 78 run (Prater kick)
	8:33	NEV	Hubbard 4 run (Jaekle kick)
	4:08	UCF	Prater 47 field goal
2nd	11:32	NEV	Mitchell 1 run (Jaekle kick)
	7:37	NEV	Mitchell 1 run (Jaekle kick)
	5:01	NEV	Hubbard 24 run (Jaekle kick)
	0:56	UCF	Prater 38 field goal
3rd	8:19	UCF	Marshall 29 pass from Moffett (Moffett pass failed)
	1:51	UCF	Smith 3 run (Moffett pass failed)
4th	13:02	NEV	Hubbard 5 run (Jaekle kick)
	3:18	NEV	Branzell 7 pass from Rowe (Jaekle kick)
	1:32	UCF	Prater 46 field goal
	0:55	UCF	Marshall 16 pass from Moffett (Prater kick)
OT	15:00	NEV	Rowe 4 run (Jaekle kick)
	15:00	UCF	Smith 19 run (Prater kick failed)

	NEV	UCF
First Downs	30	30
Rushes-Yards	51-369	44-254
Passing Yards	254	301
Passes Comp.-Att.-Int.	32-22-1	36-19-1
Total Offense Plays-Yards	83-623	80-555
Fumble Returns-Yards	0-0	1-0
Punt Returns-Yards	1-2	0-0
Kickoff Returns-Yards	1-16	5-74
INT Returns-Yards	1-36	1-12
Punts (Number-Avg)	3-44.0	3-38.3
Fumbles-Lost	1-1	0-0
Penalties-Yards	10-92	6-30

RUSHING: Nevada-B.J. Mitchell 23-178; Robert Hubbard 15-126; Jeff Rowe 13-65. UCF-Kevin Smith 29-202; Jason Peters 9-44; Steven Moffett 6-8.


PASSING: Nevada-Jeff Rowe 22-32-1-254. UCF-Steven Moffett 19-36-1-301.

RECEIVING: Nevada-Caleb Spencer 11-114; N. Flowers 6-96; A. Pudewell 2-23; Kyle Sammons 1-8; Travis Branzell 1-7; Robert Hubbard 1-6. UCF-Brandon Marshall 11-210; Darcy Johnson 3-49; Jason Peters 2-14; Rocky Ross 1-14; Kenny Jackson 1-12; Kevin Smith 1-2.

INTERCEPTIONS: Nevada-DeAngelo Wilson 1-36. UCF-Jason Venson 1-12.

FUMBLES: Nevada-Robert Hubbard 1-1. UCF-None.

Stadium: Aloha **Attendance:** 26,254



Brandon Marshall was named UCF's MVP of the Sheraton Hawai'i Bowl after posting 11 receptions for 210 yards and three touchdowns vs. Nevada.

2007 AUTOZONE LIBERTY BOWL

UCF.....	3
MISSISSIPPI STATE	10

December 29, 2007 | Memphis, Tenn. | Liberty Bowl Memorial Stadium

MEMPHIS, Tenn. - UCF's memorable season came to a close in a 10-3 loss to Mississippi State in the AutoZone Liberty Bowl. Playing at the site of Paul "Bear" Bryant's final game, the Bulldogs used power running and a dominant defense to top the Knights.

Anthony Dixon powered in from the one for the winning touchdown with 1:54 to go and most valuable player Derek Pegues picked off two passes in a game featuring anemic offenses and 17 punts.

The Bulldogs (8-5) kept the Knights (10-4) out of the end zone and Kevin Smith from breaking the single-season rushing record. The junior finished with 119 yards, leaving him 61 shy of Barry Sanders' mark of 2,628 yards set for Oklahoma State in 1988.

"I was trying to find the holes, but they were playing faster than us," said Smith.

Dixon finished with 86 yards and became the seventh Bulldogs runner to go over 1,000 yards (1,066). But like the rest of the Bulldogs, he was ineffective much of the game.

The teams were tied 3-3 at halftime, mostly due to conservative play-calling.

Neither team converted a third down in the first half (0 for 16) as Mississippi State was held to 84 total yards and UCF to 79.

Kyle Israel had 12 yards passing and two interceptions by halftime and Mississippi State's Wes Carroll had 15 yards and an interception. UCF also didn't get much help from kicker Michael Torres, who gave the Knights a 3-0 lead in the second quarter with a 45-yard field goal, but missed from 32 and 37 in the second half.

"I think those missed field goals were big momentum breakers," UCF coach George O'Leary said. "Give Mississippi State credit. They fought hard and didn't turn the ball over. That usually means you're going to come up with a close win like that."

Mississippi State finished with 199 total yards and Blake McAdams tied the Liberty Bowl record with 11 punts. But the Bulldogs came up with just enough big plays after Keith Fitzhugh picked off Israel's pass at the Mississippi State 41 with 5:47 left.

Carroll, pulled the series before, returned and responded with two rushes for 17 yards and two completions for 15 yards. All went for first downs and spurred a 10-play, 59-yard drive that consumed 3:53 and finally led to a touchdown.

Derek Pegues, fittingly, made the final key defensive play, knocking down a fourth-down pass on UCF's final drive. The Bulldogs held the Knights to 219 yards and forced four turnovers.



UCF	0	3	0	0	-	3
Mississippi St.	0	3	0	7	-	10

2nd 11:49 UCF Torres 45 field goal
6:02 MSU Carlson 22 field goal
4th 1:54 MSU Dixon 1 run (Carlson kick)

	UCF	MSU
First Downs	13	10
Rushes-Yards	47-131	41-160
Passing Yards	88	39
Passes Comp.-Att.-Int.	24-10-3	20-8-1
Total Offense Plays-Yards	71-219	61-199
Fumble Returns-Yards	0-0	0-0
Punt Returns-Yards	6-54	2-5
Kickoff Returns-Yards	1-6	2-29
INT Returns-Yards	1--3	3-45
Punts (Number-Avg)	6-42.8	11-34.9
Fumbles-Lost	2-1	0-0
Penalties-Yards	3-25	5-45

RUSHING: UCF-Kevin Smith 35-119; Kyle Israel 11-13; Curtis Francis 1-(-1). Mississippi State-Anthony Dixon 24-86; Tony Burks 2-25; Wesley Carroll 6-21; Christian Ducre 6-20; Jamayel Smith 1-5; Brandon Hart 1-4; TEAM 1-(-1).


PASSING: UCF-Kyle Israel 10-24-3-88. Mississippi State-Wesley Carroll 8-18-1-39; Michael Henig 0-2-0-0.

RECEIVING: UCF-Kevin Smith 3-12; Rocky Ross 2-27; Corey Rabazinski 2-26; Brian Watters 2-13; Kamar Aiken 1-10. Mississippi State-Christian Ducre 3-10; Jamayel Smith 2-7; Anthony Dixon 1-10; Brandon Hart 1-8; Tony Burks 1-4.

INTERCEPTIONS: UCF-Johnell Neal 1-(-3). Mississippi State-Derek Pegues 2-45; Keith Fitzhugh 1-0.

FUMBLES: UCF-Joe Burnett 1-0; Kevin Smith 1-1. Mississippi State-None.

Stadium: Liberty Bowl **Attendance:** 63,816



Johnell Neal prepares to pull down an interception off a Wesley Carroll pass in the first quarter against the Bulldogs.

2009 ST. PETERSBURG BOWL



UCF	24
RUTGERS	45

December 19, 2009 | St. Petersburg, Fla. | Tropicana Field

ST. PETERSBURG, Fla. - The St. Petersburg Bowl presented what seemed to be a perfect storm for UCF on Saturday night with 20,000 of its fans packed inside Tropicana Field and a hot football team positioned for the first bowl victory in school history.

But an avalanche of errors combined with speedy, physical opponent in Rutgers ruined what could have been a dreamy, feel-good night for UCF's program and its hopeful fanbase.

Down four points late in the second quarter, UCF allowed an interception return to sap its momentum and the Knights could never mount much of a comeback in a disappointing 45-24 loss to Rutgers in the second St. Petersburg Bowl presented by Beef 'O' Brady's.

"As I told the players, I'm embarrassed for the football team that we didn't go out and do a better job for the fanbase and for the football program," UCF coach George O'Leary said.

"I thought we beat ourselves a lot in a lot of situations out there," a frustrated O'Leary continued. "Right now, Rutgers defense was just a lot better than our offense and that was the difference in the game."

UCF (8-5) had hoped that the momentum of a strong finish to the regular season, one in which it won the final six conference games and knocked off Marshall, Houston and UAB down the stretch, would carry over to the bowl game. But problems on both sides of the ball sabotaged the Knights' chances of pulling off the upset in this game.

Playing before roughly 29,763 Knights fans among the Tropicana Field crowd of 29,763, UCF netted just 35 yards on the ground, 33 of them coming in the fourth quarter when the outcome of the game was already decided. And in the passing game, two Brett Hodges' interceptions led to 14 points for Rutgers, bowl winners for a fourth consecutive season. And UCF's defense yielded 380 yards and eight third-down conversions.

"The offense put up 14 points and a field goal early and defensively we played our butts off. We didn't want to go out like this, and this is so disappointing," senior defensive tackle Travis Timmons said. "It's just such a big letdown. We're 0-14 now against Big East teams and 0-3 in bowl games. Torrell (Troup), Bruce (Miller) and myself along the defensive line wanted to change all of that, but unfortunately things didn't go the way we wanted them to."

Rutgers (9-4) played like an experienced team in its fifth consecutive bowl, using big plays on offense and an attacking defense to frustrate the Knights. Rutgers got six sacks and two interceptions defensively and freshman quarterback Tom Savage threw for 294 yards and two TDs.




UCF	7	10	0	7	-	24
Rutgers	14	14	10	7	-	45

1st	8:37	RUT	Sanu 5 run (San Te kick)
	4:31	UCF	Aiken 7 pass from Hodges (Cattoi kick)
	3:54	RUT	Brown 65 pass from Savage (San Te kick)
2nd	14:56	UCF	Cattoi 25 field goal
	5:50	RUT	Sanu 1 run (San Te kick)
	2:32	UCF	Aiken 34 pass from Hodges (Cattoi kick)
	1:38	RUT	Anderson 19 interception return (San Te kick)
3rd	12:37	RUT	Sanu 11 pass from Savage (San Te kick)
	8:09	RUT	San Te 43 field goal
4th	2:23	UCF	Davis 2 run (Cattoi kick)
	2:18	RUT	Munoz 35 kickoff return (San Te kick)

	UCF	RUT
First Downs	14	15
Rushes-Yds	30-35	32-86
Passing Yds	220	294
Passes Comp.-Att.-Int.	18-35-2	14-28-1
Total Offense Plays-Yds	83-623	80-555
Fumble Returns-Yards	0-0	1-0
Punt Returns-Yards	1-2	0-0
Kickoff Returns-Yards	1-16	5-74
INT Returns-Yards	1-36	1-12
Punts (Number-Avg)	3-44.0	3-38.3
Fumbles-Lost	1-1	0-0
Penalties-Yards	10-92	6-30

RUSHING: UCF-Brynn Harvey 13-32; Rob Calabrese 4-26; Brendan Kelly 1-4; Jonathan Davis 7-1; Brett Hodges 5-minus 28.
RUTGERS: Joe Martinek 14-44; Mohamed Sanu 13-41; Jourdan Brooks 1-4; TEAM 1-minus 1; Tom Savage 3-minus 2.
PASSING: UCF-Brett Hodges 13-28-2-175; Rob Calabrese 5-7-0-45.
RUTGERS: Tom Savage 14-27-1-294; Mohamed Sanu 0-1-0-0.
RECEIVING: UCF-Kamar Aiken 4-65; Rocky Ross 4-49; Jonathan Davis 3-29; A.J. Guyton 2-13; Quincy McDuffie 1-22; Adam Nissley 1-18; Ricky Kay 1-12; Brynn Harvey 1-7; Jamar Newsome 1-5.
RUTGERS: Tim Brown 4-99; Mohamed Sanu 4-97; Joe Martinek 3-66; Mark Harrison 2-15; Shamar Graves 1-17.
INTERCEPTIONS: UCF-Kemal Ishmael 1-0. **RUTGERS:** Damaso Munoz 1-26; Billy Anderson 1-19.
FUMBLES: UCF-None. **RUTGERS:** Mohamed Sanu 2-1.
Stadium: Tropicana Field **Attendance:** 29,763



Wide receiver Kamar Aiken celebrates one of his two touchdown receptions from quarterback Brett Hodges.

2010 AUTOZONE LIBERTY BOWL

GEORGIA	6
UCF	10

December 31, 2010 | Memphis, Tenn. | Liberty Bowl Memorial Stadium

MEMPHIS, Tenn. - A UCF football program clearly on the rise as a powerhouse to be reckoned with nationally registered a landmark victory in the AutoZone Liberty Bowl, beating Southeastern Conference power Georgia while registering the school's first-ever bowl victory.

When UCF sophomore safety Kemal Ishmael batted down a Hail Mary pass that seemed to hang in the air forever, it preserved No. 24 UCF's 10-6 defeat of Georgia and set off a wild celebration among the 8,000 Knights' fans who roared with noise inside the Liberty Bowl.

Doing something for a first time is never easy, and this first-ever bowl victory for UCF went down to the final seconds. Georgia quarterback Aaron Murray heaved a pass into the end zone for 6-foot-4 superstar wide out A.J. Green, but Ishmael was there to make the game-saving play that is sure to live in the history of the program for years to come.

Sophomore tailback Latavius Murray, the game's Outstanding Offensive Player and the MVP, scored on a 10-yard run with 9:01 to play to put the Knights ahead 10-6. And a defense that was dominant a couple of weeks ago in the Conference USA title game made it stand up. They held a Georgia offense that came in averaging 34.3 points a game to just two field goals and no touchdowns.

Freshman quarterback Jeff Godfrey capped a stellar first season on campus, helping the program win a C-USA title and the school's first bowl game. Let the comparisons to UCF legend Daunte Culpepper begin after he joined the school's lore. He completed 16 of 29 passes for 117 yards.

Georgia drove 61 yards on the first drive of the second half, but again had to settle for a Blair Walsh 42-yard field goal when the Knights got crucial pass break-ups from Ishmael and senior cornerback Justin Boddie. That 6-3 Georgia lead would be its final advantage of the game because they couldn't score against UCF's gritty defense.

UCF appeared to have scored first for the 13th time in 14 games when Quincy McDuffie took the opening kickoff back 98 yards. McDuffie, one of only nine players in the nation to return two kicks for touchdowns, hit a seam and sprinted for an apparent touchdown. However, the return was negated by a holding penalty on UCF special teams ace Ronnie Weaver.

Georgia's first drive started at the 2-yard line following a 56-yard boot by UCF senior punter Blake Clingan, but the Bulldogs proceeded to march 95 yards in the next 15 plays. But the Knights stiffened up near the goal line, forcing Georgia to settle for a field goal that put the 'Dogs up 3-0, and the Knights tied the game up 3-3 just before the half.



Georgia	3	0	3	0	-	6
UCF	0	3	0	7	-	10

1st	2:02	UGA	Walsh 20 field goal
2nd	0:33	UCF	Cattoi 22 field goal
3rd	9:23	UGA	Walsh 41 field goal
4th	9:01	UCF	Murray 10 run (Cattoi kick)

	UGA	UCF
First Downs	19	16
Rushes-Yds	32-82	30-124
Passing Yds	198	117
Passes Comp.-Att.-Int.	21-38-2	16-30-2
Total Offense Plays-Yds	70-280	60-241
Fumble Returns-Yards	0-0	0-0
Punt Returns-Yards	1-18	3-10
Kickoff Returns-Yards	3-38	2-35
INT Returns-Yards	2-9	2-35
Punts (Number-Avg)	5-42.6	6-41.7
Fumbles-Lost	1-0	0-0
Penalties-Yards	5-35	3-30

RUSHING: Georgia-Washaun Ealey 16-60; Carlton Thomas 4-18; Aaron Murray 12-4.

UCF-Latavius Murray 18-104; Jeff Godfrey 10-20; Jamar Newsome 1-0; Ronnie Weaver 1-0.

PASSING: Georgia-Aaron Murray 21-38-2-198. UCF-Jeff Godfrey 16-29-2-117; TEAM 0-1-0-0.

RECEIVING: Georgia-A.J. Green 8-77; Tavarres King 4-33; Kris Durham 3-47; Orson Charles 2-19; Marlon Brown 1-8; Bruce Figgins 1-8; F. Munzenmaier 1-6; Carlton Thomas 1-0.


UCF-Brian Watters 6-57; Jamar Newsome 3-19; Kamar Aiken 3-15; Adam Nissley 2-7; Khymest Williams 1-13; Quincy McDuffie 1-6.

INTERCEPTIONS: Georgia-Brandon Boykin 1-16; Branden Smith 1-minus 7. UCF-Reggie Weams 1-22; Josh Linam 1-13.

FUMBLES: Georgia-Aaron Murray 1-0. UCF-None.

Stadium: Liberty Bowl

Attendance: 51,231



AutoZone Liberty Bowl MVP Latavius Murray celebrates after scoring the game's only touchdown in the fourth quarter.

2012 BEEF O'BRADY'S BOWL

ESPN

BALL STATE 17
UCF 38

December 21, 2012 | St. Petersburg, Fla. | Tropicana Field

ST. PETERSBURG, Fla. - The slogan of UCF for 2012 was "Finish." And the Knights did just that with an exclamation point in the 2012 Beef 'O' Brady's Bowl. UCF earned its second bowl victory in program history with a 38-17 win over Ball State.

Led by the all-time winningest senior class in school history, UCF clinched its 10th victory of the season behind an impressive effort by the duo of senior running back Latavius Murray and sophomore signal-caller Blake Bortles. Bortles capped his first full season in style, earning MVP honors while finishing 22-of-33 for 271 yards and three passing touchdowns. He also led the team with a career-high 80 yards on the ground and another score.

Murray was just as impressive, cashing in for three touchdowns (all in the first half) and 104 total yards, with 71 on the ground and 33 through the air on a team-high six catches.

The defense also did its part in the drubbing of the Cardinals. Conference USA Defensive Player of the Year Kemal Ishmael finished his career with 367 tackles after recording seven in the contest. He also forced his sixth career fumble and two pass break-ups. Fellow senior defensive end Troy Davis also went out in style with 1.5 sacks to crack the UCF top 10 with 18-career QB take downs.

After winning the toss and receiving the ball to start the game, UCF matriculated down the field, mixing the run and pass well on a 13-play, 78-yard drive that was capped off by a Bortles-to-Murray touchdown connection. The drive ate 7:33 off the clock and was aided by the sophomore QB's ability to evade the pass rush, while also connecting with rookie Breshad Perriman three times for 21 yards and a pair of first downs.

With the defense forcing a quick three-and-out, UCF's offense continued its impressive start with a seven-play 58-yard drive that saw Murray reach pay-dirt on a short 2-yard burst. The Knights closed out the first quarter outgaining the Cardinals, 160-15.

Ball State would settle in, however, with an 82-yard drive for seven points that saw Keith Wenning hit Willie Snead from seven-yards out to make it a 13-7 contest in the second quarter.

UCF responded with Bortles completely taking over on the ensuing drive. The Oviedo native became a dual threat on the drive, rushing three times for 32 yards, including a 6-yard scramble up the middle that saw him bulldoze a pair of Cardinal defenders on his way to the end zone. He capped the scoring drive with UCF's first two-point conversion since Sept. 5, 2009, hitting senior H-back Dontravious Floyd in the back of the end zone.


Ball State drove right back into UCF territory, reaching the Knights' 10-yard line prior to freshman DL Thomas Niles sacking Wenning for an 11-yard loss. The third-down tackle for loss resulted in a much longer field-goal attempt, which sailed well left of the uprights.

Starting on its own 32-yard line with just 55 seconds left in the half, Bortles hit junior Jeff Godfrey and Murray for 12 and 10 yards before launching a 45-yard beauty to a streaking Perriman, who finished with a career-best 90 yards on five catches, on the far side line. The career-long reception led to Bortles hitting Murray for the second time in the half, this time from five yards out with just five ticks left on the first-half clock.

After a 45-yard field goal by Schott to make it 28-10 with 7:54 left in the third quarter, the Cardinals attempted an onside kick that redshirt sophomore running back Cedric Thompson grabbed out of the air safely to set up the Knights at the BSU 49-yard line.

Bortles continued to shred the Ball State defense with the prime field position. He racked up 41 of the next 49 yards through the air, tying his career record and a Beef 'O' Brady's Bowl mark with touchdown pass No. 3 from seven yards out to fellow sophomore J.J. Worton.

Sophomore Shawn Moffitt would cap the Knights' scoring on the year with a 25-yard field goal to make it 38-10. The Cardinals tacked on a late touchdown to account for the final tally of 38-17. On the season, UCF finished with 496 total points, second all-time in program history.



Ball State	0	7	3	7	-	17
UCF	13	15	7	3	-	38

1st	7:27	UCF	Murray 7 pass from Bortles (Moffitt kick)
	3:59	UCF	Murray 2 run (Moffitt kick blocked)
2nd	10:41	BSU	Snead 7 pass from Wenning (Schott kick)
	5:50	UCF	Bortles 6 run (Floyd pass from Bortles)
	0:05	UCF	Murray 5 pass from Bortles (Moffitt kick)
3rd	7:54	BSU	Schott 45 field goal
	4:23	UCF	Worton 7 pass from Bortles (Moffitt kick)
4th	10:12	UCF	Moffitt 25 field goal
	5:26	BSU	Snead 16 pass from Wenning (Schott kick)

	BSU	UCF
First Downs	23	33
Rushes-Yds	24-71	42-222
Passing Yds	217	272
Passes Comp.-Att.-Int.	22-35-0	22-33-0
Total Offense Plays-Yds	59-288	75-494
Fumble Returns-Yards	0-0	0-0
Punt Returns-Yards	0-0	1-2
Kickoff Returns-Yards	4-81	2-3
INT Returns-Yards	0-0	0-0
Punts (Number-Avg)	3-34.3	1-32.0
Fumbles-Lost	1-1	0-0
Penalties-Yards	6-53	8-71

RUSHING: BSU-Jahwan Edwards 14-89; Horacio Banks 5-1; Keith Wenning 5-minus 19. UCF-Blake Bortles 9-80; Latavius Murray 21-71; Storm Johnson 6-50; Quincy McDuffie 2-8; Brynn Harvey 3-7; Jeff Godfrey 1-6.

PASSING: BSU-Keith Wenning 22-34-0-217; Kelly Page 0-1-0-0. UCF-Blake Bortles 22-33-0-272.

RECEIVING: BSU-Willie Snead 7-78; Zane Fakes 6-57; KeVonn Mabon 3-30; Connor Ryan 2-26; Horacio Banks 1-15; Dylan Curry 1-13; Jahwan Edwards 1-0; Kitt O'Brien 1-minus 2. UCF-Latavius Murray 6-33; Breshad Perriman 5-90; Rannell Hall 4-74; J.J. Worton 3-32; Jeff Godfrey 3-29; Justin Tukes 1-14.

INTERCEPTIONS: BSU-None. UCF-None.

FUMBLES: BSU-Jahwan Edwards 1-1. UCF-None.

Stadium: Tropicana Field **Attendance:** 21,759

Only a sophomore, Blake Bortles had no trouble with the Ball State defense, going 22-for-33 for 272 yards and three touchdowns. The Beef 'O' Brady's Bowl MVP also rushed for 80 yards and a touchdown.



2014 TOSTITOS FIESTA BOWL

UCF	52
BAYLOR.....	42

January 1, 2014 | Glendale, Ariz. | University of Phoenix Stadium

GLENDAL, Ariz. - The most memorable season in UCF football history ended with the most memorable win in program history. In thrilling fashion, the Knights took a 52-42 triumph over No. 6 Baylor in the 2014 Tostitos Fiesta Bowl.

The No. 15 Knights (12-1) won their third-consecutive bowl game and set a school record with their 12th victory of the season. UCF came into the season with just one victory over a ranked opponent and ended the historic effort with their second over a ranked squad in 2013 alone. To make the accomplishment even more impressive, both wins over ranked teams came against Top 10 opponents.

Junior quarterback Blake Bortles was named the Tostitos Fiesta Bowl Offensive Player of the Game after racking up 301 passing yards and three touchdowns to go along with a career-high 93 yards rushing and a touchdown.

UCF's offense matched Baylor's high-powered attack every step of the way. The Bears came into the contest leading the NCAA in scoring offense and total offense, but it was the Knights who racked up 52 points and 558 total yards for the victory. The points and yardage were the largest totals ever by UCF in a bowl game and against a ranked opponent.

Much was said before the game about how the Knights' defense would stack up against Baylor's up-tempo offense. UCF, however, came into the game with the 13th-ranked scoring defense in the nation. The Knights forced seven Baylor punts and two turnovers, while holding the Bears 11 points and 75 yards beneath their season averages.

The Knights began to put the wild back-and-forth affair on ice when Storm Johnson ripped off a 40-yard touchdown run to give UCF a 49-35 advantage with 10:26 remaining. Johnson set a new career high with 124 rushing yards and matched his season-high mark with three rushing touchdowns. The Knights accounted for the winning total with a 36-yard field goal from Shawn Moffitt with less than five minutes remaining.

UCF got off to a roaring start. After receiving the opening kickoff, the Knights churned out 76 yards in six rush attempts, capped off by an 11-yard touchdown burst by Johnson. This marked the first touchdown drive of the season for the Knights that came without a single pass attempt.

After forcing a three-and-out, the Black and Gold again marched down the field, primarily on the strength of its rushing attack. After Bortles found Breshad Perriman streaking down the left sideline for a 34-yard gain, UCF returned to its ground control attack with four consecutive running plays. Johnson's 2-yard touchdown plunge gave the Knights a 14-0 advantage just eight minutes into the contest.

Junior Rannell Hall proved once again that his nickname, "Speedy" is appropriate as he took two short, second-quarter passes to the house. Both catches were made near the line of scrimmage and featured Hall out-running the Baylor secondary, with help from some terrific blocking from fellow wideouts Josh Reese, J.J. Worton and Taylor Oldham.

While Bortles brought home Offensive Player of the Game honors, Terrance Plummer was named Defensive Player of the Game. The junior linebacker racked up a game-high 14 tackles, including half a sack. Sean Maag (12 tackles) and Clayton Geathers (10 tackles) both recorded double-digit stops as well.



UCF	14	14	7	17	-	52
Baylor	7	13	8	14	-	42

1st	11:24	UCF	Johnson 11 run (Moffitt kick)
	7:46	UCF	Johnson 2 run (Moffitt kick)
	3:49	BAY	Petty 1 run (Jones kick)
2nd	8:01	BAY	Norwood 30 pass from Petty (Trahan pass failed)
	5:05	UCF	Hall 50 pass from Bortles (Moffitt kick)
	2:55	BAY	Petty 13 run (Jones kick)
	0:44	UCF	Hall 34 pass from Bortles (Moffitt kick)
3rd	10:18	BAY	Petty 1 run (Petty rush)
	5:38	UCF	Perriman 10 pass from Bortles (Moffitt kick)
4th	13:37	UCF	Bortles 15 run (Moffitt kick)
	12:16	BAY	Martin 9 run (Jones kick)
	10:26	UCF	Johnson 40 run (Moffitt kick)
	4:44	UCF	Moffitt 36 field goal
	1:15	BAY	Fuller 9 pass from Petty (Jones kick)

	UCF	BAY
First Downs	29	27
Rushes-Yds	44-255	38-194
Passing Yds	301	356
Passes Comp.-Att.-Int.	20-31-2	30-47-1
Total Offense Plays-Yds	75-556	85-550
Fumble Returns-Yards	0-0	0-0
Punt Returns-Yards	1-9	1-(-1)
Kickoff Returns-Yards	4-73	9-208
INT Returns-Yards	1-0	2-(-2)
Punts (Number-Avg)	4-41.0	7-43.6
Fumbles-Lost	2-1	1-0
Penalties-Yards	4-40	17-135

RUSHING: UCF-Storm Johnson 20-124; Blake Bortles 8-93; William Stanback 13-33; Jeff Godfrey 1-7; Team 2-(-2). BAY-Lache Seastrunk 17-117; Antwan Goodley 1-22; Glasco Martin 6-19; Shock Linwood 3-19; Bryce Petty 11-17.

PASSING: UCF-Blake Bortles 20-31-2-301. BAY-Bryce Petty 30-47-1-356.


RECEIVING: UCF-Jeff Godfrey 5-60; J.J. Worton 5-56; Rannell Hall 4-113; Breshad Perriman 3-48; William Stanback 2-25; Storm Johnson 1-(-1). BAY-Corey Coleman 7-88; Jay Lee 5-80; Tevin Reese 5-43; Levi Norwood 4-63; Antwan Goodley 4-20; Clay Fuller 3-52; Jordan Najvar 1-7; Shock Linwood 1-3.

INTERCEPTIONS: UCF-Brandon Alexander 1-0. BAY-Eddie Lackey 1-0; Demetri Goodson 1-(-2).

FUMBLES: UCF-William Stanback 1-0; Storm Johnson 1-1.

BAY-Bryce Petty 1-0.

Stadium: University of Phoenix Stadium **Attendance:** 65,172



2014 BITCOIN ST. PETERSBURG BOWL

NC STATE	34
UCF	27

December 26, 2014 | St. Petersburg, Fla. | Tropicana Field

ST. PETERSBURG, Fla. - The UCF Knights fell just short of another stirring comeback at Tropicana Field in the Bitcoin St. Petersburg Bowl. UCF trailed North Carolina State 34-13 in the fourth quarter, and mounted a rally before falling, 34-27.

A Niklas Sade field goal put the Wolfpack on top by 21 points with 12:37 remaining in the contest. But senior captain Josh Reese, who scored all three of the UCF (9-4) touchdowns, hauled in a 14-yard strike from quarterback Justin Holman less than three minutes later, bringing a huge, partisan UCF crowd back into the game.

When the UCF defense got a three-and-out, the Knights' faithful really began believing. However, a Holman interception slowed the Knights' momentum mid-way through the fourth quarter.

NC State (8-5) had two empty possessions, punting and missing a field goal, but a great deal of time ran off the clock.

The Knights started moving the ball again when they took over with 2:56 remaining. Just 1:12 later, Reese found the end zone a third time on a 2-yard pass from Holman. That score pulled UCF within seven points, 34-27.

With 1:44 remaining and no timeouts, the Knights needed to recover an onside kick to have a chance. NC State secured the kick and was able to run out the clock.

Meanwhile, thousands of Knight fans chanted "UCF! UCF! UCF!" and saluted their team as they left the field. An estimated 20,000-plus UCF fans made the short trip and were a part of a near-sellout of 26,675.

The Knights opened the scoring on the first possession of the game. A 40-yard Shawn Moffitt field goal put the Knights on top 3-0. But NC State answered on its first possession with an 18-yard halfback pass to Jaylen Samuels to go on top 7-3. The Knights regained the lead 10-7 early in the second quarter. Holman rifled a pass to Reese at the goal line from six yards out.

But it was all Wolfpack for the next two-plus quarters, as NC State outscored the Knights 27-3 to go on top by 21 points. Wolfpack quarterback Jacoby Brissett found a wide open Johnathan Alston for a 37-yard score to make it 14-10. An NC State field goal with 3:16 remaining in the first half pushed the score to 17-10 at halftime. Matt Dayes ran up the middle for a 19-yard score on the opening drive of the second half, putting the Wolfpack on top 24-10. The Knights got three points back after Wolfpack turnover, with Moffitt hitting from 36 yards out to make it 24-13. NC State answered with another Dayes score, as he went untouched up the middle late in the third, making it 31-13.

For the game, the Wolfpack out-gained the Knights 487-373. Brissett was named the game's MVP after passing for 262 yards and rushing for 31 more. Holman threw for 291 yards on 23-of-53 with three scores to pace the UCF offense. Breshad Perriman had nine receptions for 138 yards. Defensively, UCF was led by senior captain Clayton Geathers, who racked up 14 tackles.



NC State	7	10	14	3	-	34
UCF	3	7	3	14	-	27

1st	10:06	UCF	Moffitt 40 field goal
	6:11	NCSU	Samuels 18 pass from Thornton (Sade kick)
2nd	12:34	UCF	Reese 6 pass from Holman (Moffitt kick)
	9:05	NCSU	Alston 37 pass from Brissett (Sade kick)
	3:16	NCSU	Sade 19 field goal
3rd	11:55	NCSU	Dayes 24 run (Sade kick)
	5:45	UCF	Moffitt 36 field goal
	3:05	NCSU	Dayes 15 run (Sade kick)
4th	12:37	NCSU	Sade 45 field goal
	11:01	UCF	Reese 14 pass from Holman (Moffitt kick)
	1:44	UCF	Reese 2 pass from Holman (Moffitt kick)

	NCSU	UCF
First Downs	26	21
Rushes-Yds	49-187	28-82
Passing Yds	300	291
Passes Comp.-Att.-Int.	17-28-0	23-53-1
Total Offense Plays-Yds	77-487	81-373
Fumble Returns-Yards	0-0	0-0
Punt Returns-Yards	0-0	1-(-2)
Kickoff Returns-Yards	1-22	1-27
INT Returns-Yards	1-36	0-0
Punts (Number-Avg)	4-46.5	6-42.8
Fumbles-Lost	2-1	0-0
Penalties-Yards	6-34	3-30

RUSHING: NCSU-Shadrach Thornton 17-96; Matt Dayes 13-78; Jacoby Brissett 14-31; Jaylen Samuels 1-0; Team 3-(-4); Bryan Underwood 1-(-14). UCF-William Stanback 12-38; Justin Holman 9-27; Dontravious Wilson 3-9; Josh Reese 1-6; Rannell Hall 3-2.

PASSING: NCSU-Jacoby Brissett 15-26-0-262; Shadrach Thornton 1-1-0-18; Bo Hines 1-1-0-20. UCF-Justin Holman 23-53-1-291.

RECEIVING: NCSU-Bo Hines 3-79; Jonathan Alston 3-58; Jaylen Samuels 3-41; Bra'Lon Cherry 2-35; David Grinnage 2-27; Jacoby Brissett 1-20; Matt Dayes 1-18; Marquez Valdes-Scantling 1-13; Tyler Purvis 1-9. UCF-Breshad Perriman 9-138; Rannell Hall 7-78; Josh Reese 6-75; Justin Tukes 1-0.

INTERCEPTIONS: NCSU-Josh Jones 1-36. UCF-None.

FUMBLES: NCSU-Jacoby Brissett 2-1. UCF-None.

Stadium: Tropicana Field **Attendance:** 26,675

Closing out his senior year with a career-high three touchdown receptions, Josh Reese was selected as UCF's team MVP after the game.



2016 AUTONATION CURE BOWL

ARKANSAS STATE	31
UCF	13

December 17, 2016 | Orlando, Fla. | Camping World Stadium

ORLANDO – The UCF football team couldn't overcome a number of miscues in Saturday night's Cure Bowl, falling to Arkansas State 31-13.

Despite the outcome, UCF head coach Scott Frost expressed the amount of pride he has in what the Knights accomplished this season. He had a message of gratitude for the seniors, who played their final game in the Black & Gold.

"What this team has accomplished, I'm proud of them, happy for them. I'm hungry to accomplish more," Frost said. "I had a simple message for our team. I thanked the seniors. Everything we say about our seniors we mean from the bottom of our heart. These guys could have gone a lot of different directions. They didn't have to sacrifice and put in the effort and be leaders for our team and totally take a new direction in a new way of doing things that our coaching staff was asking them to do. They all did; they all led us. I'm proud to be their coach."

The Red Wolves scored 14 points off turnovers and added a touchdown on a blocked punt, which opened the scoring. Those 17 points were a huge difference in a contest where the two defenses were dominant. Arkansas State rushed for just 29 yards, while the Knights only managed 12. UCF passed for 211 yards, while the Red Wolves threw it for 205. Neither squad managed more than 234 yards. Combined, the two teams were 6-for-35 on third down.

"I think when either team's defense is on the field it was the superior unit on the field and we kind of knew that going in," Frost said.

A nightmare first quarter for UCF left Arkansas State with a 17-0 lead after 15 minutes of play. A blocked punt was recovered in the end zone for the Red Wolves. A long Arkansas State pass play led to a field goal to make it 10-0. On the ensuing kickoff, a fumble set the Red Wolves up with a short field that was converted into a touchdown to account for the 17 points.

The Knights found some offense in the second quarter. Tre'Quan Smith made another of his patented circus catches. The 34-yard completion set up an 11-yard scoring strike from McKenzie Milton to a wide-open Taylor Oldham. Following an Arkansas State fumble, Matthew Wright converted a 45-yard field goal to pull the Knights within seven, 17-10 at the intermission.

But a 75-yard touchdown pass less than a minute into the third quarter swung the momentum back to Arkansas State. Wright's second field goal of the game late in the third quarter got the Knights back within 11, 24-13. The Red Wolves took over deep in UCF territory late in the third quarter on a fumbled UCF punt and turned it into a touchdown on the first play of the fourth quarter, accounting for the final tally.



Shaquem Griffin closed out his American Athletic Conference Defensive Player of the Year season with a trip to the 2016 AutoNation Cure Bowl.



Arkansas State	17	0	7	7	-	31
UCF	0	10	3	0	-	13

1st	10:59	ASU	Edmonds 0 punt return (Williams kick)
	4:24	ASU	Williams 22 field goal
	2:48	ASU	Sanders 12 pass from Hansen (Williams kick)
2nd	9:31	UCF	Oldham 11 pass from Milton (Wright kick)
	1:04	UCF	Wright 45 Wright field goal
3rd	14:09	ASU	Sanders 75 pass from Hansen (Williams kick)
	4:52	UCF	Wright 34 field goal
4th	14:54	ASU	Sanders 17 pass from Hansen (Williams kick)

	ASU	UCF
First Downs	8	17
Rushes-Yds	38-29	30-12
Passing Yds	205	211
Passes Comp.-Att.-Int.	12-26-0	26-48-0
Total Offense Plays-Yds	64-234	78-223
Fumble Returns-Yards	0-0	0-0
Punt Returns-Yards	6-61	5-(-1)
Kickoff Returns-Yards	2-40	5-83
INT Returns-Yards	0-0	0-0
Punts (Number-Avg)	12-464	11-440
Fumbles-Lost	3-1	3-3
Penalties-Yards	15-140	11-82

RUSHING: Arkansas State-Rollins-Davis 5-32; White, Johnston 7-15; Wand, Warren 15-12; Voytik, Chad 5-(-3); Hansen, Justice 5-minus 13; Echols-Luper, C 1-(-14). UCF-Hamilton, Jawon 10-14; Milton, M. 9-5; Holman, Justin 5-3; Willett, M. 1-0; Payton, Tristan 1-(-2); Killins, Adrian 4-(-8).

PASSING: Arkansas State-Hansen, Justice 12-26-0-205. UCF-Milton, M. 22-39-0-175; Holman, Justin 4-9-0-36.

RECEIVING: Arkansas State-Sanders, K. 5-127; Booker, C. 2-11; Murray, Chris 2-(-4); Mack, Blake 1-67; McInnis, Justin 1-3; Wand, Warren 1-1. UCF-Oldham, Taylor 5-56; Hamilton, Jawon 4-17; Smith, Tre'Quan 3-45; Franks, Jordan 3-32; Bargnare, J. 3-11; Stewart, Cam 2-16; Killins, Adrian 2-4; Payton, Tristan 1-16; Jones, Hayden 1-7; Akins, Jordan 1-5; Taj McGowan 1-2.

INTERCEPTIONS: Arkansas State-None. UCF-None.

FUMBLES: Arkansas State-Murray, Chris 1-1; Echols-Luper, C 1-0; Voytik, Chad 1-0. UCF-Holman, Justin 1-1; Johnson, Chris 1-1; Jones, Hayden 1-1.

Stadium: Camping World

Attendance: 27,213

2018 CHICK-FIL-A PEACH BOWL

ESPN

UCF	34
AUBURN	27

January 1, 2018 | Atlanta, Ga. | Mercedes-Benz Stadium

ATLANTA, Ga. — Behind 21 unanswered points in the second half, the UCF football team capped a perfect 13-0 season with a 34-27 win over No. 7 Auburn in the 2018 Chick-fil-A Peach Bowl on New Year's Day.

Down seven late in the third quarter, the No. 12 Knights stormed back into the game. Quarterback McKenzie Milton hit Otis Anderson on a screen pass that the freshman took to the end zone to tie the game with 1:30 to play in the third. Following a Tigers punt, the Knights offense drove back into Auburn territory. Milton danced around a few would-be tacklers, stepped up in the pocket and found a cutting Dredrick Snelson from eight yards out to give the Knights a 27-20 lead.

Auburn took over at their own 20-yard line with 6:58 left to play and a chance to even the score. Tigers quarterback Jarrett Stidham threw a pass that was intended for a cutting receiver for a short gain, but senior Chequan Burkett stepped in front to intercept the pass. The native of Montgomery, Ala., had no one in front of him and sprinted 45 yards to the end zone for the game-winning score.

Burkett, along with Shaquem Griffin and the UCF defense, gave the Tigers all they could handle. UCF racked up a season-high six sacks and 11 tackles for loss. UCF recorded a pair of takeaways. In addition to Burkett's pick-six, A.J. Wooten set up the Knights' first touchdown in the second quarter. The redshirt junior jarred the ball loose from Stidham, and it bounced into the hands of Tre Neal, which later led to an 18-yard scoring run for Milton.

MCKENZIE FRENZY

- Milton was 16-of-35 for 242 and a pair of passing touchdowns and added a score on the ground, earning Chick-fil-A Peach Bowl Offensive MVP honors.
 - After slow start in the first half, Milton was nearly unstoppable in the second half. He completed 13 of 18 passes for 212 yards.
 - The sophomore led the team in rushing with a career-high 116 yards for 8.9 yards per carry.
- Milton now holds the UCF record for single-season rushing yards by a quarterback. The previous record was 566, set by Jeff Godfrey in 2010. Milton finished the season with 613.



UCF	0	13	7	14	-	34
Auburn	3	3	14	7	-	27
1st 07:01	AU Carlson 25 yd field goal					
2nd 11:11	UCF Wright 33 yd field goal					
08:51	UCF Milton 18 yd run (Wright kick)					
00:45	AU Carlson 46 yd field goal					
00:00	UCF Wright 45 yd field goal					
3rd 14:05	AU Hastings 26 yd pass from Stidham (Carlson kick)					
07:55	AU Johnson 4 yd run (Carlson kick)					
01:30	UCF Anderson 12 yd pass from Milton (Wright kick)					
4th 11:36	UCF Snelson 8 yd pass from Milton (Wright kick)					
05:56	UCF Burkett 45 yd interception return (Wright kick)					
04:12	AU Stove 7 yd run (Carlson kick)					

	UCF	AU
First Downs	20	28
Rushes-Yds	36-169	44-90
Passing Yds	242	331
Passes Comp.-Att.-Int.	16-35-0	28-43-2
Total Offense Plays-Yds	71-411	87-421
Fumble Returns-Yards	1-36	1-1
Punt Returns-Yards	1-1	1-10
Kickoff Returns-Yards	4-90	6-174
INT Returns-Yards-TD	2-45-1	0-0-0
Punts (Number-Avg)	5-40.2	5-39.2
Fumbles-Lost	2-1	1-1
Penalties-Yards	8-74	8-61

RUSHING: UCF-McKenzie Milton 13-116; Otis Anderson 11-38; Adrian Killins Jr. 10-28; Team 2-minus 13. Auburn-Kerryon Johnson 22-71; Kam Martin 6-24; Eli Stove 3-23; Devan Barrett 1-minus 3; Jarrett Stidham 12-minus 25.

PASSING: UCF-McKenzie Milton 16-35-0-242. Auburn-Jarrett Stidham 28-43-2-331.

RECEIVING: UCF-Tre'Quan Smith 5-89; Dredrick Snelson 4-39; Jordan Akins 2-56; Gabriel Davis 2-38; Otis Anderson 2-17; Adrian Killins Jr. 1-3. Auburn-Ryan Davis 8-47; Will Hastings 6-117; Darius Slayton 5-69; N. Craig-Myers 3-54; Chandler Cox 2-23; Marquis McClain 1-10; Kerryon Johnson 1-6; Devan Barrett 1-4; Eli Stove 1-1.

INTERCEPTIONS: UCF-Chequan Burkett 1-45; Antwan Collier 1-0. Auburn-None.

FUMBLES: UCF-Team 2-1. Auburn-Jarrett Stidham 1-1.

Stadium: Mercedes-Benz Stadium

Attendance: 71,109

McKenzie Milton closed out his impressive sophomore season as the Offensive Most Valuable Player of the Peach Bowl, totaling 358 yards of total offense and three total touchdowns.

2019 PLAYSTATION FIESTA BOWL

LSU	40
UCF	32

January 1, 2019 | Glendale, Ariz. | State Farm Stadium

GLENDAL, Ariz. – Senior defensive lineman Titus Davis took a knee on the 35-yard-line, his silence only interrupted by teammates who approached to extend their hand or a hug.

Senior linebacker Pat Jasinski hugged quarterback McKenzie Milton and told him he loved him like a brother.

Senior punter Mac Loudermilk thanked a slew of teammates one by one before taking a moment for himself to stand near the end zone and soak up the scene before him as memories of the past five years brought tears to his eyes.

The No. 7 UCF football team didn't get the ride-off-into-the-sunset ending it was hoping for in its 40-32 loss to No. 11 LSU at Tuesday's PlayStation Fiesta Bowl.

But this journey was something they'll never forget.

"I wouldn't trade this for anything in the world. Do I wish this game would have come out a little bit differently? Yeah. It's bittersweet," Loudermilk said. "What I want is for people to know this team pushes through any adversity there is, no matter what it is. I hope we stir the pot for expansion. I hope we've opened some people's eyes that we play real ball, and we can play with anybody. There is no limit to this team. Orlando has a hometown team and I think the school is only going to skyrocket from here."

The Streak that Knight Nation will Always Remember

The Knights' spectacular win streak came to an end after 25 games and a span of 745 days, dating to Aug. 31, 2017. The accomplishment will be listed in the NCAA record book among the longest win streaks ever recorded and marks the fourth-longest win streak this millennium (Miami, 34 – 2000-03; Florida State, 29 – 2012-14; Alabama, 26 – 2015-16).

During the last two years, the Knights won two War On I-4 rivalry matchups against USF. They bested four different nationally ranked opponents. They set an American Athletic Conference record for all-conference honorees in a single season. They welcomed ESPN's iconic show College GameDay to campus for the first time. They won two conference championships. They won the 2018 Chick-fil-A Peach Bowl and celebrated a national championship season.

And despite all that, those accomplishments will always fall second to the brotherhood and family they gained.

"I told the team in the locker room, 'You wipe y'all tears,'" linebacker Nate Evans said. "I know it's hard for some of these seniors, it's their last game. But football doesn't last forever. It's just a game. It's going to end. The memories that we have together as this UCF football team (are) going to last forever."



LSU	10	14	10	6	-	40
UCF	14	7	3	8	-	32

1st	12:38	LSU	Tracy 24 yd field goal
	10:56	UCF	McCrae 25 yd run (Wright kick)
	06:39	UCF	Moore 93 yd interception return (Wright kick)
	01:27	LSU	Jefferson 22 yd pass from Burrow (Tracy kick)
2nd	12:59	LSU	Dillon 49 yd pass from Burrow (Tracy kick)
	07:11	LSU	Jefferson 33 yd pass from Burrow (Tracy kick)
	00:04	UCF	Davis 32 yd pass from Mack (Wright kick)
3rd	12:38	LSU	Chase 32 yd pass from Burrow (Tracy kick)
	05:18	LSU	Tracy 28 yd field goal
	03:01	UCF	Wright 37 yd field goal
4th	12:09	LSU	Tracy 28 yd field goal
	04:12	LSU	Tracy 26 yd field goal
	02:24	UCF	McGowan 2 yd run (Anderson pass from Mack)

	LSU	UCF
First Downs	32	17
Rushes-Yds	52-161	30-130
Passing Yds	394	120
Passes Comp.-Att.-Int.	21-34-1	12-31-1
Total Offense Plays-Yds	86-555	61-250
Fumble Returns-Yards	0-0	0-0
Punt Returns-Yards	2-1	0-0
Kickoff Returns-Yards	3-110	1-6
INT Returns-Yards-TD	1-1-0	1-93-1
Punts (Number-Avg)	3-36.0	6-49.5
Fumbles-Lost	1-1	1-1
Penalties-Yards	14-145	12-104

RUSHING: LSU-Brossette 29-117; Helaire 10-32; Burrow 9-24; Jefferson 1-minus 5. UCF-McCrae 10-81; Anderson 3-23; Killins 3-17; Williams 1-6; McGowan 2-6; Mack 11-minus 3.

PASSING: LSU-Burrow 21-34-1-394. UCF-Mack 11-30-1-97; Williams 1-1-0-23.

RECEIVING: LSU-Chase 6-93; Jefferson 4-87; Sullivan 3-76; Helaire 3-25; Dillon 2-86; Moreau 2-22; Brossette 1-5. UCF-Davis 3-59; Colubiale 3-20; Snelson 2-24; Killins 2-minus 8; Mack 1-23; McCrae 1-2.

INTERCEPTIONS: LSU-Stevens 1-1. UCF-Moore 1-93-1.

FUMBLES: LSU-Jefferson 1-1. UCF-Mack 1-1.

Stadium: State Farm Stadium

Attendance: 57,246



Greg McCrae gave the Knights their first touchdown of the 2019 PlayStation Fiesta Bowl, one of his 10 rushing scores on the season. As a sophomore, McCrae rushed for 1,182 yards on the ground.

2019 BAD BOY MOWERS GASPARILLA BOWL

UCF	48
MARSHALL	25

December 23, 2019 | Tampa, Fla. | Raymond James Stadium

TAMPA – After nearly a month off from playing, the UCF football team got things started quickly on Monday afternoon, scoring 21 points in the first eight minutes on the way to 48-25 victory over Marshall at the 2019 Bad Boy Mowers Gasparilla Bowl at Raymond James Stadium.

Two of the Knights' (10-3) first three scores came from the defense, as Richie Grant snagged his first pick of the season and returned it 39 yards for a touchdown on the third play from scrimmage.

After punts from both teams, freshman Dillon Gabriel led a 6-play, 65-yard drive that culminated with a 26-yard Greg McCrae touchdown to put the Knights up 14-0 less than six minutes into the game.

Marshall (8-5) then began a drive at its own 21-yard line and advanced it to UCF's 40-yard line, before the Knights defense struck again. Tre'Mon Morris-Brash knocked down a backwards pass and picked it up to record the first forced fumble and the first fumble recovery of his career. Better than that, he then ran 55 yards to the end zone to give his team a 21-0 advantage it never looked back from.

A penalty-riddled, defensive-minded second quarter came and went with the Knights going into the locker room with a 24-7 lead.

The offense took its turn after the break, as the two teams totaled 39 combined points in the third quarter. Following the hour-long period, UCF found itself leading 45-25.

Gabriel, who was named the game's Most Valuable Player after the win, hit Otis Anderson on a 4th-and-7 screen pass that went 35 yards to paydirt to get things started in the quarter. Gabriel also rushed for a score and connected with Marlon Williams on a 75-yard score down the sideline to give the Knights a 45-25 lead heading into the final frame.

The Knights' offense controlled the clock and the defense kept the Herd at bay in the fourth quarter. Dylan Barnas's second field goal of the game, at the 9:01 mark, was the lone score of the period, and UCF left Tampa with the 48-25 victory over its former rival.

The Knights' 586 yards of total offense and 310 yards rushing both marked program records in a bowl game, while the 48 points were just four points shy of the 52 scored against Baylor in the 2014 Tostitos Fiesta Bowl.

The defense totaled five turnovers on the day, another UCF bowl-game record.

The game's MVP, Gabriel finished the day 14-of-24 for 260 yards passing with two touchdowns and no interceptions. The true freshman also added a scored on the ground.

UCF finished the 2019 season at 10-3, the program's third straight 10-win season, a first for UCF.



UCF	21	3	21	3	48
Marshall	0	7	18	0	25
1st	14:04 UCF	Grant 39 yd interception return (Barnas kick)			
	09:12 UCF	McCrae 26 yd run (Barnas kick)			
	07:00 UCF	Morris-Brash 55 yd fumble return (Barnas kick)			
2nd	12:28 MAR	Abraham 75 yd interception return (Rohrwasser kick)			
	00:00 UCF	Barnas 36 yd field goal			
3rd	12:50 UCF	Anderson 35 yd pass from Gabriel (Barnas kick)			
	09:33 MAR	Green 3 yd run (Rohrwasser kick)			
	07:10 UCF	Gabriel 3 yd run (Barnas kick)			
	06:51 MAR	Johnson 70 yd pass from Green (Obialo from Green)			
	06:39 UCF	Williams 75 yd pass from Gabriel (Barnas kick)			
	01:08 MAR	Rohrwasser 50 yd field goal			
4th	09:01 UCF	Barnas 30 yd field goal			

	UCF	MAR
First Downs	25	19
Rushes-Yds	47-310	44-167
Passing Yds	277	194
Passes Comp.-Att.-Int.	17-31-1	11-25-2
Total Offense Plays-Yds	78-587	69-361
Fumble Returns-Yards-TD	1-55-1	0-0-0
Punt Returns-Yards	3-24	1-22
Kickoff Returns-Yards	0-0	6-138
INT Returns-Yards-TD	2-73-1	1-75-1
Punts (Number-Avg)	4-39.5	4-41.8
Fumbles-Lost	2-0	4-3
Penalties-Yards	10-93	8-67

RUSHING: UCF-McCrae 14-80; Thompson 9-74; Anderson 9-61; Mack Jr. 7-58; Coles 2-40; Evans 2-10; Gabriel 3-1. MAR-Knox 26-103; Johnson 1-25; Gaines 3-19; Green 10-19; Thomson 3-6; Keaton 1-minus 5.

PASSING: UCF-Gabriel 14-24-0-260; Mack Jr. 3-7-1-17. MAR-Green 9-23-2-173; Thomson 2-2-0-21.

RECEIVING: UCF-Williams 7-132; 5-69; Nixon 2-54; McCrae 2-18; Benkel 1-4. MAR-Obialo 4-45; Levias 3-67; Gaines 3-12; Johnson 1-70.

INTERCEPTIONS: UCF-Grant 1-39; Collier 1-34. MAR-Abraham 1-75.

FUMBLES: UCF- Team 1-0; Williams 1-0. MAR-Levias 1-1; Green 1-0; Knox 1-1; Keaton 1-1.

Stadium: Raymond James Stadium

Attendance: 33,539

Dillon Gabriel was named the Gasparilla Bowl's Most Valuable Player as a true freshman after throwing for 260 yards and two touchdowns with no interceptions.



2020 ROOFCLAIM.COM BOCA RATON BOWL

UCF	23
BYU	49

December 22, 2020 | Boca Raton, Fla. | FAU Stadium

BOCA RATON, Fla. - The UCF football team closed out the 2020 season at the RoofClaim.com Boca Raton Bowl, falling to 13th-ranked BYU by a score of 49-23 Tuesday evening at FAU Stadium in Boca Raton.

The Knights concluded the campaign with a record of 6-4, marking the winningest four-season span and winningest five-season span in program history, dating back to 2017 and 2016, respectively.

BYU (11-1) scored the first 21 points of the game and never looked back, leading 35-10 at halftime and 49-17 after three quarters of play.

Cougars quarterback Zach Wilson was 26-of-34 for 425 yards with three touchdowns through the air. He also ran for two scores on five rushes for 12 yards on the ground. Tyler Allgeier led the BYU ground attack with 19 rushes for 173 yards and a touchdown.

For UCF, quarterback Dillon Gabriel went 21-of-45 for 217 yards and threw two touchdown passes, one to Jaylon Robinson and one to Jacob Harris. Greg McCrae rushed 18 times for 77 yards and a score on the ground.

Jermaine McMillian led a depleted UCF defense with a career-high 11 total tackles, while Tatum Bethune had five tackles and a sack.

Tuesday marked the fifth consecutive season that the Knights have played in a bowl game, the first such stretch in program history.



UCF	0	10	7	6	23
BYU	21	14	14	0	49

1st	13:11	BYU	Wilson 15 yd run (Oldroyd kick)
	11:10	BYU	Rex 36 yd pass from Wilson (Oldroyd kick)
	00:25	BYU	Wilson 4 yd run (Oldroyd kick)
2nd	10:11	UCF	McCrae 5 yd run (Obarski kick)
	07:11	BYU	Rex 27 yd pass from Wilson (Oldroyd kick)
	03:31	BYU	Pau'u 35 yd pass from Wilson (Oldroyd kick)
	00:19	UCF	Obarski 35 yd field goal
3rd	13:11	BYU	Allgeier 39 yd run (Oldroyd kick)
	09:31	BYU	Romney 6 yd run (Oldroyd kick)
	00:05	UCF	Harris 21 yd pass from Gabriel (Obarski kick)
4th	07:53	UCF	Robinson 9 yd pass from Gabriel (Gabriel pass failed)

	UCF	BYU
First Downs	28	34
Rushes-Yds	43-194	38-214
Passing Yds	217	441
Passes Comp.-Att.-Int.	21-45-0	27-35-0
Total Offense Plays-Yds	88-411	73-655
Fumble Returns-Yards-TD	0-0	0-0
Punt Returns-Yards	1-0	1-10
Kickoff Returns-Yards	3-54	3-68
INT Returns-Yards-TD	0-0	0-0
Punts (Number-Avg)	5-40.8	1-47.0
Fumbles-Lost	0-0	0-0
Penalties-Yards	7-54	5-55

RUSHING: UCF-McCrae 18-77; Anderson 16-73; Gabriel 6-31; Thompson 3-13. BYU-Allgeier

19-173; Katoa 7-21; Wilson 5-12; Milne 1-7; Romney 2-6.

PASSING: UCF-Gabriel 21-45-0-217. BYU-Wilson 26-34-0-425; Pau'u 1-1-0-16.

RECEIVING: UCF-Nixon 5-48; Harris 4-67; Robinson 4-44; Credle 2-22; McCrae 2-13; Anderson 2-11; O'Keefe 1-8; Hescok 1-4. BYU-Milne 7-70; Rex 5-96; Pau'u 5-86; Katoa 4-90; Allgeier 3-60; Wilson 1-16; Romney 1-12; Jackson 1-11.

INTERCEPTIONS: UCF-None. BYU-None.

FUMBLES: UCF-None. BYU-None.

Stadium: FAU Stadium

Attendance: 6,000



Jacob Harris caught four passes for 67 yards and a touchdown, his eighth of his senior season. The former walk-on turned his impressive season into a shot at the pros when he was selected in the fourth round of the NFL Draft by the Los Angeles Rams.

2021 UNION HOME MORTGAGE GASPARILLA BOWL

UCF	29
FLORIDA	17

December 23, 2021 | Tampa, Fla. | Raymond James Stadium

TAMPA – It marked UCF’s 50th win in the last five seasons. That’s 11 more than any other team in the state of Florida during that span, including the Gators. The Knights added to that Sunshine State dominance on Thursday, defeating Florida 29-17 in the 2021 Union Home Mortgage Gasparilla Bowl at a full-capacity Raymond James Stadium.

It’s UCF’s third bowl victory since 2017, which is also the most of any team in the state. And this is all before the Knights begin play in the Big 12 Conference, which could begin as early as the 2023 season.

In head coach Gus Malzahn’s first season at UCF, he overcame many injuries to key players, and one of his own – a broken bone in his leg suffered late in the regular season – while leading his squad to nine wins with a true freshman at quarterback.

Keene went 7-3 as a starter for the Knights, finishing an efficient 14-of-22 for 144 yards and 54-yard touchdown pass to the game’s Most Valuable Player, Ryan O’Keefe.

O’Keefe finished with seven receptions for 85 yards and the one score, while also rushing for 110 yards on four carries and totaled a Gasparilla Bowl record 251 all-purpose yards with a pair of kick returns for 56 yards.

He, running back Isaiah Bowser, and a stout defense carried the Knights to victory.

Bowser, who missed plenty of time this season due to injuries, returned in fine form, carrying the ball a career-high and Gasparilla Bowl record 35 times for 155 yards and two touchdowns. The Knight leaned on the senior back in the second half, giving him the ball 23 times, which led to 116 yards as UCF put the game away.

UCF outscored the Gators 20-7 in the second half and didn’t allow Florida to score after a third-quarter touchdown that gave the Blue and Orange a 17-16 lead. The Knights held the Gators scoreless for almost 23 minutes to end the game.

The Knights had a pair of sacks from Cam Goode and Jeremiah Jean-Baptiste and a trio of pass breakups from Davonte Brown to help keep Florida at bay in the second half.

Special teams did its part too, led by Daniel Obarski’s three made field goals. The kicker hit from 34 yards, 21 yards, and 33 yards to tie the UCF record for most field goals made in a game.

The Knights finished the season 9-4, recording nine or more wins for the fourth time in the last five seasons, and have a whole lot of momentum heading into the offseason.

HEAD COACH GUS MALZAHN

“I’m very proud of our team. We’re building the foundation. We’re just getting started. The best is yet to come. I am so proud of our guys. The character that they have showed through tough times this year is amazing. These seniors helped us build this foundation and I am very proud of their effort.”

RUNNING BACK ISAIAH BOWSER

“I was back healthy. It felt great to play with my teammates and get the win. I was able to lean on my teammates. They were very encouraging for me to get back.”



UCF	0	9	17	3	29
Florida	7	3	7	0	17
1st	01:22	UF	D.Pierce 2 yd rush (C.Howard kick)		
2nd	12:29	UCF	I.Bowser 3 yd rush (J.Hescock pass from A.Brito failed)		
2nd	06:16	UCF	D.Obarski 34 yd FG		
2nd	01:36	UF	C.Howard 26 yd FG		
3rd	10:00	UCF	I.Bowser 4 yd rush (D.Obarski kick)		
3rd	07:57	UF	M.Davis 19 yd rush (C.Howard kick)		
3rd	03:04	UCF	D.Obarski 21 yd FG		
3rd	01:08	UCF	R.O’Keefe 54 yd pass from M.Keene (D. Obarski kick)		
4th	02:41	UCF	D.Obarski 33 yd FG		

	UCF	UF
First Downs	20	19
Rushes-Yds	50-288	30-205
Passing Yds	148	171
Passes Comp.-Att.-Int.	15-25-0	14-37-0
Total Offense Plays-Yds	75-436	67-376
Fumble Returns-Yards-TD	0-0	0-0
Punt Returns-Yards	2-13	3-24
Kickoff Returns-Yards	2-56	5-109
INT Returns-Yards-TD	0-0	0-0
Punts (Number-Avg)	5-41.6	6-44.7
Fumbles-Lost	0-0	0-0
Penalties-Yards	4-42	8-85

RUSHING: UCF-Bowser 35-155; O’Keefe 4-110; Richardson 3-40; Johnson, 1-4; Navarro 1-3. UF-Davis 7-86; Jones 10-62; Pierce 13-57

PASSING: UCF-Keene 14-22-0-144; Navarro 1-2-0-4. UF-Jones 14-36-0-171

RECEIVING: UCF-O’Keefe 7-85; Richardson 3-29; Holler 2-14; Mokiao-Ati-malala 2-11; Craig-Meyers 1-9. UF-Shorter 3-54; Wells 3-41; Whittemore 3-22; Copeland 2-35; Gamble 1-15; Henderson 1-5

INTERCEPTIONS: UCF-None. UF-None.

FUMBLES: UCF-None. UF-None.

Stadium: Raymond James Stadium

Attendance: 63,669

2022 MILITARY BOWL PRESENTED BY PERATON

UCF	13
DUKE	30

December 28, 2022 | Annapolis, Md. | Navy-Marine Corps Memorial Stadium

ANNAPOLIS, Md. — In its first appearance in the Military Bowl presented by Peraton, the UCF football team was defeated by Duke as the Blue Devils earned a 30-13 victory Wednesday afternoon at Navy-Marine Corps Memorial Stadium.

The Knights came up short of achieving their ninth 10-win season in program history, as UCF finishes the 2022 season with a 9-5 overall record while Duke concludes its campaign with a 9-4 mark.

“First of all, congratulations to Duke. They played extremely well and deserved to win the game,” said Knights head coach Gus Malzahn. “Obviously, we’re disappointed for our seniors that we couldn’t send them out with a win. They’ve done such a good job for our program, so it’s disappointing.

“The positive from this game is that we were able to play a lot of young guys and they competed. They’re going to be really, really good football players and this is great experience for them.”

Missing some key players, UCF held Duke to just seven points in the opening period as the teams were knotted at 7-7 following the first quarter of play. Duke struck first after a 14-yard touchdown run from Jaquez Moore, but UCF answered on its next drive with a 14-play drive that amassed 75 yards, ending with a one-yard TD run from running back Isaiah Bowser.

Following a pair of field goals and TD run from the Blue Devils quarterback Riley Leonard, Duke led 20-7 at halftime. It was just the fourth time this season that the Knights have trailed at the intermission. Thanks to a couple of long drives by the Blue Devils, UCF had just two possessions in the third quarter and was unable to turn either into points.

“When you look at the game, time of possession was very lopsided most of the game,” Malzahn added. “When we had a good drive, we fumbled and the momentum kind of left us. We weren’t very good on third downs, and we knew we had to be good on third downs against these guys and we were unable to do that.”

UCF’s defense kept the Knights in it late, as Duke punted on three consecutive drives to keep UCF within striking distance. Bowser found the end zone for the second time on the day with 9:03 remaining in the fourth quarter to make it 23-13. The score was Bowser’s 16th rushing touchdown of the season to move into second in program history for rushing TDs in a single season behind Kevin Smith, who owns the record with 29 during the 2007 season.

For just the second time this year, UCF’s offense was held to fewer than 330 yards of total offense. Quarterback John Rhys Plumlee was 21-34 for 182 yards passing and Bowser recorded 11 carries for 39 yards with a pair of scores.

Defensively, Koby Perry led the way for UCF with 10 tackles while Walter Yates tallied nine. Linebacker Jason Johnson logged seven stops in the contest to finish the season with 126 tackles, the ninth most in a single season in program history and the most by a player since 2002.



UCF	7	0	0	6	13
Duke	7	13	3	7	30
<hr/>					
1st	Duke	J. Moore 14 yd rush (T. Pelino kick)			
	UCF	I. Bowser 1 yd rush (C. Boomer kick)			
2nd	Duke	T. Pelino 22 yd FG			
	Duke	R. Leonard 1 yd rush (T. Pelino kick)			
	Duke	T. Pelino 48 yd FG			
3rd	Duke	T. Pelino 38 yd FG			
4th	UCF	I. Bowser 2 yd rush (I. Bowser pass from J. Plumlee failed)			
	Duke	R. Leonard 3 yd rush (T. Pelino kick)			

	UCF	Duke
First Downs	21	22
Rushes-Yds	36-128	40-177
Passing Yds	198	173
Passes Comp.-Att.-Int.	22-35-1	19-29-0
Total Offense Plays-Yds	71-326	69-350
Fumble Returns-Yards-TD	0-0	1-0
Punt Returns-Yards	0-0	0-0
Kickoff Returns-Yards	0-0	0-0
INT Returns-Yards-TD	0-0	1-0
Punts (Number-Avg)	4-47.2	4-42.8
Fumbles-Lost	3-1	0-0
Penalties-Yards	3-27	1-5

RUSHING: UCF-Bowser 11-39; Richardson 3-30; 6-29; Plumlee 14-21; Townsend 2-9. Duke-Leonard 10-63; Coleman 7-53; Ja. Moore 12-43; T. Moore 6-16; Waters 3-5.

PASSING: UCF-Plumlee 21-34-1-182; Harvey 1-1-0-16. Duke-Leonard 19-28-0-173

RECEIVING: UCF-Townsend 2-25; Hudson 5-63; Harvey 3-25; Baker 2-49; Holler 2-18; Richardson 2-2; Plumlee 1-16. Duke-Calhoun 6-62; Hagans 4-32; Jo. Moore 3-13; Pancol 2-12; Ja. Moore 1-32; Finney 1-12; T. Moore 1-8; Coleman 1-2.

INTERCEPTIONS: UCF-None. Duke-Rivers 1-0.

FUMBLES: UCF-None. Duke-Joiner 1-1; Johnson 1-0; Smith 1-0.

Stadium: Navy-Marine Corps Memorial Stadium

Attendance: 17,974



Safety
Koby Perry

A

Player	Pos.	Franchise	League	Years
Kamar Aiken	WR	Buffalo Bills	NFL	2011-12
	WR	New England Patriots	NFL	2012
	WR	Baltimore Ravens	NFL	2013-16
	WR	Indianapolis Colts	NFL	2017
	WR	Philadelphia Eagles	NFL	2018
Jordan Akins	TE	Houston Texans	NFL	2018-21
Brandon Alexander	DB	Atlanta Falcons	NFL	2015
	DB	Team Hall	MLFB	2016
	DB	Winnipeg Blue Bombers	CFL	2017-19
Robert Alexander	LB	Memphis Mad Dogs	CFL	1994
Demetris Anderson	DL	Green Bay Packers	NFL	2016
	DL	BC Lions	CFL	2017
L.J. Anderson	OL	Kansas City Chiefs	NFL	2008
Otis Anderson	RB	Tennessee Titans	NFL	2021
	RB	Los Angeles Rams	NFL	2021
Thomas Andrews	OS	Oseola Ghost Riders	WIFL	2007
Scott Atrial	DB	Rosenheim Rebels	Germany	1994
David Ashkinaz	OL	Atlanta Falcons	NFL	2004
	OL	New York Dragons	Arena	2004
	OL	Montreal Alouettes	CFL	2005
	OL	Ottawa Renegades	CFL	2006

B

Player	Pos.	Franchise	League	Years
Sean Beckett	WR	Chicago Bears	NFL	1990
Sylvester Bembery	OL/DL	N.E. Steamrollers	Arena	1988
	OL/DL	Albany Firebirds	Arena	1990-93
	OL/DL	Tampa Bay Storm	Arena	1994-99
	OL/DL	Buffalo Destroyers	Arena	2000
	OL/DL	Tampa Bay Storm	Arena	2001
Jermaine Benoit	DE	Detroit Lions	NFL	1999
	DE	Scottish Claymores	NFL	1999-00
	DE	St. Louis Rams	NFL	2001
	DE	Carolina Panthers	NFL	2001-02
	FB/LB	Tampa Bay Storm	Arena	2002-03
	FB/LB	Los Angeles Avengers	Arena	2004
	FB/LB	Grand Rapids Rampage	Arena	2004-05
Lemec Bernard	LB	Rock River Raptors	Arena2	2008-09
Atari Bigby	S	Miami Dolphins	NFL	2005
	S	New York Jets	NFL	2005
	S	Amsterdam Admirals	NFL	2006
	S	Green Bay Packers	NFL	2005-10
	S	Seattle Seahawks	NFL	2011
	S	San Diego Chargers	NFL	2012
Blake Bortles	QB	Jacksonville Jaguars	NFL	2014-18
	QB	Los Angeles Rams	NFL	2019-20
	QB	Denver Broncos	NFL	2020
	QB	Green Bay Packers	NFL	2021
A.J. Bouye	DB	Houston Texans	NFL	2013-16
	DB	Jacksonville Jaguars	NFL	2017-19
	DB	Denver Broncos	NFL	2020
	DB	Carolina Panthers	NFL	2021
Jeremy Boykins	DB	Tennessee Titans	NFL	2017-18
	DB	Seattle Seahawks	NFL	2018-19
Calvin Brown	DB	Oseola Ghost Riders	WIFL	2007
Larry Brown	OL/DL	South Georgia Wildcats	Arena2	2004-05
	OL/DL	Green Bay Blizzard	Arena2	2006
Pat Brown	OL	Carolina Panthers	NFL	2009
	OL	New England Patriots	NFL	2009
	OL	Minnesota Vikings	NFL	2009
	OL	New York Jets	NFL	2010
	OL	Minnesota Vikings	NFL	2010-11
	OL	Miami Dolphins	NFL	2012
	OL	Carolina Panthers	NFL	2013
John Bryant	LB	San Diego Chargers	NFL	1999
Eric Buckley	DB	Los Angeles Rams	NFL	1992
Dan Burke	C	New Jersey Generals	USFL	1984
	OL/DL	Orlando Predators	Arena	1991
Siaha Burley	WR	Miami Dolphins	NFL	1999
	WR	Seattle Seahawks	NFL	1999-00
	WR	Dallas Cowboys	NFL	2001
	WR	Orlando Rage	XFL	2001
	WR/DB	Orlando Predators	Arena	2001-02
	WR/DB	Los Angeles Avengers	Arena	2003
	WR/DB	Arizona Rattlers	Arena	2004-05
	WR	Minnesota Vikings	NFL	2005
	WR/DB	Utah Blaze	Arena	2005-07
	WR	Arizona Rattlers	Arena	2008-10, 2012
Joe Burnett	DB	Pittsburgh Steelers	NFL	2009-10
	DB	New York Giants	NFL	2011
	DB	Edmonton Eskimos	CFL	2012-13
	DB	Calgary Stampeders	CFL	2015-17
	DB	Montreal Alouettes	CFL	2018
Davin Bush	DB	Saskatchewan Roughriders	CFL	2001-06
	DB	Winnipeg Blue Bombers	CFL	2007
Ian Bustillo	OL	Tampa Bay Buccaneers	NFL	2010

C

Player	Pos.	Franchise	League	Years
Tavaris Capers	WR	Pittsburgh Steelers	NFL	2005
	WR/DB	Memphis Xplorers	Arena2	2005
	WR/DB	South Georgia Wildcats	Arena2	2007
	WR	Team Florida	AFL	2008
Paul Carrington	DE	Atlanta Falcons	NFL	2006-07
	DE	Denver Broncos	NFL	2007
	DE	California Redwoods	UFL	2009-10
Mike Carter	TE	Denver Broncos	NFL	1983
Rashard Causey	DB	Atlanta Falcons	NFL	2019
	DB	Denver Broncos	NFL	2019
	DB	Miami Dolphins	NFL	2019-20
Kenny Clark	WR	Minnesota Vikings	NFL	2001-05
	WR	Amsterdam Admirals	NFL	2003
Nevelle Clarke	DB	Minnesota Vikings	NFL	2020
Blake Clingan	P	Detroit Lions	NFL	2013
	P	Washington Redskins	NFL	2014
Michael Colubiale	TE	Jacksonville Jaguars	NFL	2019-20
Bret Cooper	WR/DB	Tampa Bay Storm	Arena	1994
	WR/DB	Memphis Pharoahs	Arena	1995-96
	WR/DB	San Jose SaberCats	Arena	1997
	WR/DB	Orlando Predators	Arena	1998-01
	WR/DB	Buffalo Destroyers	Arena	2002-03
	WR/DB	Georgia Force	Arena	2003
	WR/DB	Orlando Predators	Arena	2003-05

Travis Cooper	LB	Miami Dolphins	NFL	1995
	FB/LB	Memphis Pharoahs	Arena	1996
Brian Covington	DB	Orlando Thunder	NFL	1991
	WR/DB	Arizona Rattlers	Arena	1993
	WR/DB	Charlotte Rage	Arena	1994
Daunte Culpepper	QB	Minnesota Vikings	NFL	1999-05
	QB	Miami Dolphins	NFL	2006-07
	QB	Oakland Raiders	NFL	2007-08
	QB	Detroit Lions	NFL	2008-09
	QB	Sacramento Mtn. Lions	UFL	2010

D

Player	Pos.	Franchise	League	Years
Elgin Davis	RB	New England Patriots	NFL	1987-88
	RB	Pittsburgh Steelers	NFL	1989
Gabriel Davis	WR	Buffalo Bills	NFL	2020-21
Tavirius Davis	WR/LB	Tennessee Valley Vipers	Arena2	2003
	WR/LB	Columbus Wardogs	Arena2	2004
	WR/LB	Florida Firecats	Arena2	2004
	WR/LB	Spokane Shock	Arena2	2005-06
	WR/LB	Everett Hawks	Arena2	2006
Troy Davis	DE	New York Jets	NFL	2013-14
	DE/LB	Dallas Cowboys	NFL	2014-15
	DL	Hamilton Tiger-Cats	CFL	2015-16
	DL	Toronto Argonauts	CFL	2017-18
Donald De La Haye	PK	Toronto Argonauts	CFL	2019
Damian Demps	SS	Green Bay Packers	NFL	2001
	SS	Lakeland Thunder Bolts	AIFA	2005-07
Reginald Doster	CB	Oakland Raiders	NFL	1999
	CB	Atlanta Falcons	NFL	2000
	DC	Orlando Rage	XFL	2001
	DS	Orlando Predators	Arena	2002-03
	DS	Detroit Fury	Arena	2004
	DS	Orlando Predators	Arena	2005
	DS	Grand Rapids Rampage	Arena	2006
	DS	Philadelphia Soul	Arena	2006
	DS	Georgia Force	Arena	2007
	DS	Utah Blaze	Arena	2008
Leger Douzable	DE	Minnesota Vikings	NFL	2008
	DE	New York Giants	NFL	2008-09
	DE	St. Louis Rams	NFL	2009-10
	DE	Detroit Lions	NFL	2010
	DE	Jacksonville Jaguars	NFL	2010-11
	DE	Tennessee Titans	NFL	2012
	DE	New York Jets	NFL	2013-15
	DE	Buffalo Bills	NFL	2016
	DE	San Francisco 49ers	NFL	2017

E

Player	Pos.	Franchise	League	Years
Steve Edwards	OT	Philadelphia Eagles	NFL	2002
	OT	Chicago Bears	NFL	2002-06
	OT	Minnesota Vikings	NFL	2006
	OT	New York Giants	NFL	2006
	OT	Baltimore Ravens	NFL	2007-08
	OL	Arizona Rattlers	Arena	2008
	OL	California Redwoods	UFL	2009-10
	OL/DL	Arizona Rattlers	Arena	2011
	OL	Chicago Rush	Arena	2013
Emil Ekiyor	DE	Tampa Bay Buccaneers	NFL	1996
	DE	Indianapolis Colts	NFL	1998
	DE	London Monarchs	NFL	1998
	DE	Scottish Claymores	NFL	1999
	DE	Atlanta Falcons	NFL	1999
	DE	Oakland Raiders	NFL	2001-02
	OL/DL	Tampa Bay Storm	Arena	2003-04
	OL/DL	Grand Rapids Rampage	Arena	2005
Willie English	RB	Cincinnati Bengals	NFL	1993
Corris Ervin	DB	Denver Broncos	NFL	1988
	DB	London Monarchs	NFL	1991
	DB	Scottish Claymores	NFL	1995
	DB	Baltimore Stallions	CFL	1995
	DB	Winnipeg Blue Bombers	CFL	1995
	WR/DB	Tampa Bay Storm	Arena	1996
	WR/DB	Orlando Predators	Arena	1996-99
	WR/DB	Florida Bobcats	Arena	1999-99
Aaron Evans	OL	Philadelphia Eagles	NFL	2018
	OL	Orlando Apollos	AAF	2019
Nate Evans	LB	Jacksonville Jaguars	NFL	2020
	LB	Seattle Seahawks	NFL	2021

F

Player	Pos.	Franchise	League	Years
Travis Fisher	CB	St. Louis Rams	NFL	2002-06
	CB	Detroit Lions	NFL	2007-09
	CB	Seattle Seahawks	NFL	2009
	CB	Baltimore Ravens	NFL	2010
Ryan Flinn	P	Atlanta Falcons	NFL	2005
	P	Green Bay Packers	NFL	2005-06
	P	Miami Dolphins	NFL	2006-07
Bernard Ford	WR	Buffalo Bills	NFL	1988
	WR	Dallas Cowboys	NFL	1989
	WR	Houston Oilers	NFL	1990
	WR	London Monarchs	NFL	1992
	WR	Green Bay Packers	NFL	1992
Ray Forsythe	OT	Cincinnati Bengals	NFL	1996
	OL/DL	Orlando Predators	Arena	1998
	OL/DL	Milwaukee Mustangs	Arena	1999
Jordan Franks	TE	Cincinnati Bengals	NFL	2018-19
	TE	Philadelphia Eagles	NFL	2020
	TE	Cleveland Browns	NFL	2020-21
Jimmy Fryzel	WR	Miami Dolphins	NFL	2003
	WR	Atlanta Falcons	NFL	2003
	WR	Tennessee Titans	NFL	2003
	WR	Chicago Bears	NFL	2003-04
	OS	Orlando Predators	Arena	2004-10

G

Player	Pos.	Franchise	League	Years
Bryan Gabourel	OL/DL	Stockton Lightning	Arena2	2007
Doug Gabriel	WR	Oakland Raiders	NFL	2003-05
	WR	New England Patriots	NFL	2006
	WR	Oakland Raiders	NFL	2006-07
	WR	Cincinnati Bengals	NFL	2007
	WR	Florida Tuskers	UFL	2009
Cedric Gagne-Marcoux	OL	Minnesota Vikings	NFL	2007
	OL	Hamilton Tiger-Cats	CFL	2007-09

Michael Gaines	TE	Toronto Argonauts	CFL	2010-12
	TE	Carolina Panthers	NFL	2004-07
	TE	Buffalo Bills	NFL	2007-08
	TE	Detroit Lions	NFL	2007-09
	TE	Chicago Bears	NFL	2009
	TE	Cleveland Browns	NFL	2009
	TE	Houston Texans	NFL	2010
Ed Gantner	DT	Tampa Bay Bandits	USFL	1983
	DL	Jacksonville Bulls	USFL	1984-85
Clayton Geathers	DB	Indianapolis Colts	NFL	2015-19
Kyle Gibson	DB	Baltimore Ravens	NFL	2019
Ryan Gillis	OG	Tallahassee Thunder	Arena2	2000
	OG	Orlando Rage	XFL	2001
Bill Giovanetti	LB	Tampa Bay Bandits	USFL	1983
Jacoby Glenn	DB	Chicago Bears	NFL	2015-16
	DB	Kansas City Chiefs	NFL	2017
Jeff Godfrey	WR	Houston Texans	NFL	2014
	QB	Orlando Apollos	AAF	2019
Theo Goins	OL	Atlanta Falcons	NFL	2013
Tay Gowan	CB	Arizona Cardinals	NFL	2021
Richie Grant	S	Atlanta Falcons	NFL	2021
Michael Greco	DB	New York Giants	NFL	2010
	DB	Green Bay Packers	NFL	2010
	OT	Atlanta Falcons	NFL	1999
Cornell Green	OT	Scottish Claymores	NFL	2000
	OT	Washington Redskins	NFL	2000
	OT	New York Jets	NFL	2000-01
	OT	Miami Dolphins	NFL	2001-02
	OT	Tampa Bay Buccaneers	NFL	2002-04
	OT	Denver Broncos	NFL	2004-05
	OT	Tampa Bay Buccaneers	NFL	2006
	OT	Oakland Raiders	NFL	2007-10
	OT	Buffalo Bills	NFL	2010-11
Emory Green	LB	Winnipeg Blue Bombers	CFL	1997
Shaquill Griffin	CB	Seattle Seahawks	NFL	2017-20
	CB	Jacksonville Jaguars	NFL	2021
Shaquem Griffin	LB	Seattle Seahawks	NFL	2018-20
	LB	Miami Dolphins	NFL	2021
Franco Grilla	K	Albany Firebirds	Arena	1994
	K	Birmingham Barracudas	CFL	1995
	K	Orlando Predators	Arena	1997-98
Mike Gruttadauria	C	Dallas Cowboys	NFL	1995
	C	St. Louis Rams	NFL	1996-99
	C	Arizona Cardinals	NFL	2000-02
Tony Guerard	DL	Jacksonville Jaguars	NFL	2018
	DL	Orlando Apollos	AAF	2019
	DL	Dallas Renegades	XFL	2020

H

Player	Pos.	Franchise	League	Years
Rannell Hall	WR	Tampa Bay Buccaneers	NFL	2015
	WR	Cleveland Browns	NFL	2015-17
	WR	Atlanta Falcons	NFL	2017
	WR	Orlando Apollos	AAF	2019
	WR	Massachusetts Pirates	Arena	2019
	WR	Winnipeg Blue Bombers	CFL	2019
	WR	Tampa Bay Vipers	XFL	2020
Rick Hamilton	LB	Washington Redskins	NFL	1993-94
	LB	Kansas City Chiefs	NFL	1994
	LB	New York Jets	NFL	1996
	LB	Barcelona Dragons	NFL	1996
	LB	Detroit Lions	NFL	1996
	FB/LB	Arizona Rattlers	Arena	1998
	FB/LB	Orlando Predators	Arena	1998-03
Jacob Harris	IB	Orlando Rage	XFL	2001
	FB/LB	Los Angeles Avengers	Arena	2002
	WR	Los Angeles Rams	NFL	2021
	RB	Jacksonville Jaguars	NFL	2013
	RB	Baltimore Ravens	NFL	2005
	RB	Cologne Centurions	NFL	2006
	RB	Carolina Panthers	NFL	2005-08
Cam Henderson	RB	Denver Broncos	NFL	2008
	DE	Atlanta Falcons	NFL	2013
	DE	Cleveland Browns	NFL	2013-14
Trysten Hill	DT	Dallas Cowboys	NFL	2019-21
Darin Hinshaw	QB	Cleveland Browns	NFL	1994
	QB	Orlando Predators	Arena	1995-96
	QB	Granite State Warriors	EFL	1996
	QB	Nashville Katz	Arena	1997
Tyson Hinshaw	WR	Tennessee Titans	NFL	2001
Cory Hogue	LB	Indianapolis Colts	NFL	2010
Brian Huff	OT	Green Bay Packers	NFL	2003
	OL/DL	Cape Fear Wildcats	Arena2	2004
	OL/DL	South Georgia Wildcats	Arena2	2005
Luther Huggins	WR	Miami Dolphins	NFL	2005
	WR	Oseola Ghost Riders	WFL	2007
Mike Hughes	CB	Minnesota Vikings	NFL	2018-20
	CB	Kansas City Chiefs	NFL	2021
Charley Hughlett	LS	Dallas Cowboys	NFL	2012-13
	LS	Jacksonville Jaguars	NFL	2014
	LS	New England Patriots	NFL	2014
	LS	Kansas City Chiefs	NFL	2014
	LS	Cleveland Browns	NFL	2014-21

Shawn Jefferson	OL/DL	Orlando Predators	Arena	2006-07
	DL	Osceola Ghost Riders	WFL	2007
	WR	Houston Oilers	NFL	1991
	WR	San Diego Chargers	NFL	1991-95
	WR	New England Patriots	NFL	1996-99
Marcus Jenkins	WR	Atlanta Falcons	NFL	2000-02
	WR	Detroit Lions	NFL	2003
	OG	Seattle Seahawks	NFL	2000
	OG	Pittsburgh Steelers	NFL	2002
	OG	Tampa Bay Buccaneers	NFL	2002
Sergio Joachim	WR	Kansas City Chiefs	NFL	2008
	WR	Milwaukee Mustangs	Arena	2012
Darcy Johnson	TE	New York Giants	NFL	2006-09
	TE	St. Louis Rams	NFL	2010-11
	TE	Virginia Destroyers	UFL	2011
DeMarcus Johnson	OL/DL	Tampa Bay Storm	Arena	2005
	OL/DL	Grand Rapids Rampage	Arena	2006-07
	OL/DL	Daytona Beach Thunderbirds	Arena2	2008
Drico Johnson	DB	Arizona Cardinals	NFL	2017
	DB	Montreal Alouettes	CFL	2018
Storm Johnson	RB	Jacksonville Jaguars	NFL	2014-15
	RB	Tampa Bay Buccaneers	NFL	2016
	RB	Miami Dolphins	NFL	2016-17
	RB	Hamilton Tiger-Cats	CFL	2018
	RB	Saskatchewan Roughriders	CFL	2018
Travonti Johnson	CB	Orlando Apollos	AAF	2019
	CB	New York Giants	NFL	2007
	CB	Billings Outlaws	IFL	2008
	CB	New York Giants	NFL	2008-09
	CB	Billings Outlaws	IFL	2010
Harvey Joiner	CB	Omaha Beef	IFL	2011
	CB	Iowa Barnstormers	Arena	2011
	DL	Osceola Ghost Riders	WFL	2007
	T	Kansas City Chiefs	NFL	2001-02
	FB/LB	Central Valley Coyotes	Arena2	2005-06
Trenton Jordan	FB/LB	Amarillo Dusters	Arena2	2006
	DE	Cologne Centurions	NFL	2007
	S	Washington Redskins	NFL	2002
Ricot Joseph	S	Cincinnati Bengals	NFL	2003-05

K Player	Pos.	Franchise	League	Years
Tim Kiggins	DB	Toronto Argonauts	CFL	1980
D.J. Killings	DB	New England Patriots	NFL	2017
	DB	Philadelphia Eagles	NFL	2017-18
	DB	Green Bay Packers	NFL	2018
	DB	Indianapolis Colts	NFL	2018-19
	DB	Oakland Raiders	NFL	2019
	DB	Las Vegas Raiders	NFL	2020
	DB	Calgary Stampeders	CFL	2021
Adrian Killins Jr.	RB	Philadelphia Eagles	NFL	2020-21

L Player	Pos.	Franchise	League	Years
Charles Lee	WR	Green Bay Packers	NFL	2000-01
	WR	Tampa Bay Buccaneers	NFL	2003-04
	WR	Arizona Cardinals	NFL	2005
	WR	Orlando Predators	Arena	2007
Abre Leggins	OL	Milwaukee Mustangs	Arena	2012
Josh Linam	LB	San Diego Chargers	NFL	2012
	LB	Miami Dolphins	NFL	2012
Chris Lorenti	C	Tennessee Titans	NFL	2001
	C	Miami Dolphins	NFL	2001
	C	Houston Texans	NFL	2002-03
Mac Loudermilk	P	Tampa Bay Bucs	NFL	2019

M Player	Pos.	Franchise	League	Years
Sean Maag	DB	Jacksonville Jaguars	NFL	2014
Mike Mabry	C	Baltimore Ravens	NFL	2003
	C	Cincinnati Bengals	NFL	2003-04
	C	Atlanta Falcons	NFL	2004-05
	C	Cologne Centurions	NFL	2004-05
	C	Cleveland Browns	NFL	2006
	OL/DL	Philadelphia Soul	Arena	2006-08
	C	California Redwoods	UFL	2009
	C	Sacramento Mtn. Lions	UFL	2010-11
Brandon Marshall	WR	Denver Broncos	NFL	2006-10
	WR	Miami Dolphins	NFL	2010-11
	WR	Chicago Bears	NFL	2012-14
	WR	New York Jets	NFL	2015-16
	WR	New York Giants	NFL	2017
Chris Martin	WR	Seattle Seahawks	NFL	2018
	WR	New Orleans Saints	NFL	2018
	OL	Houston Texans	NFL	2014
	OL	New England Patriots	NFL	2014
	OL	San Francisco 49ers	NFL	2014
	OL	Miami Dolphins	NFL	2015
	OL	New England Patriots	NFL	2015
	OL	Buffalo Bills	NFL	2015-16
	OL	Ottawa Redblacks	CFL	2018-19
	OL	Orlando Apollos	AAF	2019
	OL	Orlando Predators	Arena	2015-16
	OL	Cleveland Gladiators	Arena	2017-18
	OL	Orlando Apollos	AAF	2019
	OL	Chicago Bears	NFL	2019
	OL	Tampa Bay Vipers	XFL	2020
Justin McCray	OL	Tennessee Titans	NFL	2014-15
	OL	Orlando Predators	Arena	2015-16
	OL	Tampa Bay Storm	Arena	2017
	OL	Green Bay Packers	NFL	2017-18
	OL	Cleveland Browns	NFL	2019
	OL	Atlanta Falcons	NFL	2020
	OL	Houston Texans	NFL	2021
Lance McDowdell	DL	New Orleans Saints	NFL	2016
	DL	Jacksonville Sharks	NAL	2018
Quincy McDuffie	WR	Denver Broncos	NFL	2013
	WR	Hamilton Tiger-Cats	CFL	2014-15
	WR	Winnipeg Blue Bombers	CFL	2016

Taj McGowan	WR	Dallas Cowboys	NFL	2017
	WR	Ottawa Redblacks	CFL	2017
	RB	Jacksonville Jaguars	NFL	2019
	DT	Baltimore Ravens	NFL	2002
	DT	Frankfurt Galaxy	NFL	2002
Josh McKibben	DT	Tampa Bay Buccaneers	NFL	2003
	DT	Rhein Fire	NFL	2003
	OL/DL	Orlando Predators	Arena	2004
	TE	Kansas City Chiefs	NFL	2008
	FB	San Francisco 49ers	NFL	2011-15
Mike Merritt	FB	Jacksonville Jaguars	NFL	2020
	OL	New York Jets	NFL	2019
	OL	Cincinnati Bengals	NFL	2019
	OL	Dallas Cowboys	NFL	2019
	OL	Seattle Seahawks	NFL	2020
Bruce Miller	CB	Indianapolis Colts	NFL	1999-00
	CB	Seattle Seahawks	NFL	2000-02
	CB	Miami Dolphins	NFL	2002-03
	CB	Oakland Raiders	NFL	2003
	DS	Orlando Predators	Arena	2003-04
Wyatt Miller	QB	Daytona Beach Thunderbirds	Arena2	2008
	OL	Denver Broncos	NFL	2003
	OL	Berlin Thunder	NFL	2003
	OL	British Columbia Lions	CFL	2003-04
	OL	Ottawa Renegades	CFL	2005-06
Paul Miranda	RB	Oakland Raiders	NFL	2013-16
	RB	Minnesota Vikings	NFL	2017-18
	RB	New Orleans Saints	NFL	2019-21
	DB	Houston Texans	NFL	2017
	DB	Seattle Seahawks	NFL	2018-19
Steven Moffett	DB	Ottawa Redblacks	CFL	2019
	DB	Edmonton	CFL	2021
	DB	Edmonton	CFL	2021
	DB	Edmonton	CFL	2021
	DB	Edmonton	CFL	2021
Freddie Moore	OL	Berlin Thunder	NFL	2003
	OL	British Columbia Lions	CFL	2003-04
	OL	Ottawa Renegades	CFL	2005-06
	RB	Oakland Raiders	NFL	2013-16
	RB	Minnesota Vikings	NFL	2017-18
Latavius Murray	RB	New Orleans Saints	NFL	2019-21
	DB	Houston Texans	NFL	2017
	DB	Seattle Seahawks	NFL	2018-19
	DB	Ottawa Redblacks	CFL	2019
	DB	Edmonton	CFL	2021

N Player	Pos.	Franchise	League	Years
Johnell Neal	DB	Detroit Lions	NFL	2009
Frisner Nelson	DL/OL	Tennessee Valley Vipers	Arena2	2007
	OL/DL	Orlando Predators	Arena	2010
Jamar Newsome	WR	Jacksonville Jaguars	NFL	2011
	WR	Pittsburgh Steelers	NFL	2011
	WR	Kansas City Chiefs	NFL	2011-12
	WR	Dallas Cowboys	NFL	2013-14
Adam Nissley	TE	Atlanta Falcons	NFL	2012-13
Tre Nixon	WR	New England Patriots	NFL	2021
Mark Nonsant	WR/LB	Orlando Predators	Arena	2000-01

O Player	Pos.	Franchise	League	Years
John Osborne	TE	Rosenheim Rebels	Germany	1994
Mike Osuna	FB/LB	Orlando Predators	Arena	2000-01
	FB/LB	Dallas Desperados	Arena	2002
	FB/LB	Grand Rapids Rampage	Arena	2003
Jordan Ozerities	DB	Atlanta Falcons	NFL	2015

P Player	Pos.	Franchise	League	Years
Ian Patterson	DE	Seattle Seahawks	NFL	1987
	DB	Ottawa Roughriders	CFL	1993
Elton Patterson	DE	Cincinnati Bengals	NFL	2003-04
	DE	Jacksonville Jaguars	NFL	2004
	DE	Cincinnati Bengals	NFL	2005
	DE	Minnesota Vikings	NFL	2005-06
	DE	Berlin Thunder	NFL	2006
	DE	Jacksonville Jaguars	NFL	2006-07
	DE	Team Florida	AAFL	2008
Vic Penn	OL/DL	Orlando Predators	Arena	2008
	QB	British Columbia Lions	CFL	2001
	QB	Cape Fear Wildcats	Arena2	2002
	QB	Tallahassee Thunder	Arena2	2002
	QB	Orlando Predators	Arena	2003
	QB	Macon Knights	Arena2	2003
Breshad Perriman	WR	Baltimore Ravens	NFL	2015-17
	WR	Washington Redskins	NFL	2018
	WR	Cleveland Browns	NFL	2018
	WR	Tampa Bay Bucs	NFL	2019
	WR	New York Jets	NFL	2020
	WR	Detroit Lions	NFL	2021
Jason Peters	RB	New York Giants	NFL	2007
	RB	Billings Outlaws	IFL	2008
	K	Orlando Predators	Arena	1997
	K	Berlin Thunder	NFL	1999-00
	K	Orlando Rage	XFL	2001
Nick Pieschel	OL	Chicago Bears	NFL	2012
Jamiyus Pittman	DL	Miami Dolphins	NFL	2018-19
Terrance Plummer	LB	Washington Redskins	NFL	2015
	LB	Minnesota Vikings	NFL	2015-16
	LB	Toronto Argonauts	CFL	2016-18
	LB	Orlando Apollos	AAF	2019
	LB	Hamilton Tiger-Cats	CFL	2019
	LB	Tampa Bay Vipers	XFL	2020
Deon Porter	S	Edmonton Eskimos	CFL	1998
Matt Prater	K	Detroit Lions	NFL	2006
	K	Green Bay Packers	NFL	2006
	K	Minnesota Vikings	NFL	2006
	K	Miami Dolphins	NFL	2007
	K	Denver Broncos	NFL	2007-14
	K	Detroit Lions	NFL	2014-20
	K	Arizona Cardinals	NFL	2021

R Player	Pos.	Franchise	League	Years
Sha'reff Rashad	S	New York Giants	NFL	2009-10
	DB	Washington Redskins	NFL	2010
Nakia Reddick	SS	Carolina Panthers	NFL	1997
	SS	Indianapolis Colts	NFL	1998-99
	SS	Rhein Fire	NFL	2000
	SS	NY/NJ Hitmen	XFL	2000-01
Josh Reese	WR	Tampa Bay Buccaneers	NFL	2015
	WR	Philadelphia Eagles	NFL	2015
Jah Reid	OT	Baltimore Ravens	NFL	2011-15
	OT	Kansas City Chiefs	NFL	2015-17
David Rhodes	WR	Cincinnati Bengals	NFL	1994
	WR	Rhein Fire	NFL	1997
Stanford Rhule	LB	Osceola Ghost Riders	WFL	2007
Kenton Rickerson	DS	Jacksonville Tomcats	Arena2	2000
	DS	Augusta Stallions	Arena2	2001
	DS	Cape Fear Wildcats	Arena2	2002

Taylor Robertson	DS	Macon Knights	Arena2	2003
	OG	Philadelphia Eagles	NFL	2003
	OG	Calgary Stampeders	CFL	2003-06
	OG	Toronto Argonauts	CFL	2007-10
	DB	New York Giants	NFL	2021
Aaron Robinson	DB	Minnesota Vikings	NFL	2012-15
	DB	Tampa Bay Buccaneers	NFL	2016-17
	DB	New Orleans Saints	NFL	2018
	DB	Jacksonville Jaguars	NFL	2019
	LB	Cincinnati Bengals	NFL	2002-03
Tito Rodriguez	WR	Jacksonville Jaguars	NFL	2010
	WR	Florida Tuskers	UFL	2010
Rocky Ross	PK	Tampa Bay Bandits	USFL	1983
	PK	Atlanta Falcons	NFL	1983

S Player	Pos.	Franchise	League	Years
Aaron Sam	RB	Cleveland Browns	NFL	1987
	RB	Indianapolis Colts	NFL	1989
Asante Samuel	CB	New England Patriots	NFL	2003-07
	CB	Philadelphia Eagles	NFL	2008-11
	CB	Atlanta Falcons	NFL	2012-13
Ed Schenk	TE	Minnesota Vikings	NFL	1987
Ryan Schneider	QB	Tennessee Valley Vipers	Arena2	2006
Ray Shipman	LB	New Orleans Saints	NFL	2013
	LB	Hamilton Tiger-Cats	CFL	2013
Keith Shologan	DL	San Diego Chargers	NFL	2008
	DL	Saskatchewan Roughriders	CFL	2008-13
	DL	Ottawa Redblacks	CFL	2014-15
	DL	Winnipeg Blue Bombers	CFL	

2016	DL	Montreal Alouettes	CFL	2017
Mike Sims-Walker	WR	Jacksonville Jaguars	NFL	2007-10
	WR	St. Louis Rams	NFL	2011
	WR	Jacksonville Jaguars	NFL	2011
	WR	Winnipeg Blue Bombers	CFL	2013
Josh Sitton	OL	Green Bay Packers	NFL	2008-15
	OL	Chicago Bears	NFL	2016-17
	OL	Miami Dolphins	NFL	2018
Kevin Smith	RB	Detroit Lions	NFL	2008-12
	RB	Winnipeg Blue Bombers	CFL	2014
Marquette Smith	RB	Carolina Panthers	NFL	1996-98
	RB	Rhein Fire	NFL	1998
	RB	Winnipeg Blue Bombers	CFL	1998
	RB	Shreveport Knights	RFL	1999
	RB	Green Bay Bombers	IFL	1999
	RB	Iowa Barnstormers	Arena	2000
	RB	La Crosse Knight Train	IFL	2000
	RB	Los Angeles Xtreme	XFL	2001
	RB	Carolina Stingrays	NIFL	2003
	RB	Kissimmee Kreatures	NIFL	2004
Tre'Quan Smith	WR	Osceloa Ghost Riders	WIFL	2005-06
	WR	New Orleans Saints	NFL	2018-21
Dreddiek Snelson	WR	Jacksonville Jaguars	NFL	2019
Mike Sommerfield	DT	Tampa Bay Bandits	USFL	1982
Bobby Spittulski	LB	Seattle Seahawks	NFL	1992-94
Bill Stewart	FB/LB	Orlando Predators	Arena	1992-95
	FB/LB	Charlotte Rage	Arena	1995
Brandon Sumner	QB	Osceloa Ghost Riders	WIFL	2007

The following UCF Knights have earned spots on active 53-man NFL rosters.

Player	Franchise	Years
Kamar Aiken	Buffalo Bills	2011
	New England Patriots	2012
	Baltimore Ravens	2013-16
	Indianapolis Colts	2017
	Philadelphia Eagles	2018
Jordan Akins	Houston Texans	2018-20
Atari Bigby	Green Bay Packers	2005-10
	Seattle Seahawks	2011
	San Diego Chargers	2012
Blake Bortles	Jacksonville Jaguars	2014-18
	Los Angeles Rams	2019
	Denver Broncos	2020
A.J. Bouye	Houston Texans	2013-16
	Jacksonville Jaguars	2017-19
	Denver Broncos	2020
Patrick Brown	New York Jets	2010
	Miami Dolphins	2010
	Minnesota Vikings	2010-12
Joe Burnett	Pittsburgh Steelers	2009
Paul Carrington	Denver Broncos	2008
Kenny Clark	Minnesota Vikings	2001-05
Daunte Culpepper	Minnesota Vikings	1999-05
	Miami Dolphins	2006-07
	Oakland Raiders	2007
	Detroit Lions	2008-09
Elgin Davis	New England Patriots	1987-88
Gabriel Davis	Buffalo Bills	2020
Kalia Davis	San Francisco 49ers	2022
Troy Davis	New York Jets	2013
Leger Douzable	New York Giants	2008-09
	St. Louis Rams	2009
	Jacksonville Jaguars	2010-11
	Tennessee Titans	2012
	New York Jets	2013-15
	Buffalo Bills	2016
	San Francisco 49ers	2017
Steve Edwards	Chicago Bears	2002-06
	New York Giants	2006
Travis Fisher	St. Louis Rams	2002-06
	Detroit Lions	2007-08
	Seattle Seahawks	2009
Ryan Flinn	Green Bay Packers	2005-06
Bernard Ford	Dallas Cowboys	1989
	Houston Oilers	1990
Jordan Franks	Cincinnati Bengals	2018-19
	Cleveland Browns	2020-21
Doug Gabriel	Oakland Raiders	2003-05
	New England Patriots	2006
	Oakland Raiders	2006-07
Michael Gaines	Carolina Panthers	2004-07
	Buffalo Bills	2007
	Detroit Lions	2007-08
	Chicago Bears	2009
	Cleveland Browns	2009
Clayton Geathers	Indianapolis Colts	2015-19
Jacoby Glenn	Chicago Bears	2015-16
Tay Gowan	Arizona Cardinals	2021
	Philadelphia Eagles	2021
	Minnesota Vikings	2022
Michael Greco	Green Bay Packers	2010
Cornell Green	New York Jets	2000-01
	Tampa Bay Buccaneers	2002-04
	Tampa Bay Buccaneers	2006
	Oakland Raiders	2007-09
	Buffalo Bills	2010
Shaquill Griffin	Seattle Seahawks	2017-20
Shaquem Griffin	Seattle Seahawks	2018-20
Mike Gruttaduria	St. Louis Rams	1996-99
	Arizona Cardinals	2000-02
Rannell Hall	Cleveland Browns	2015
Rick Hamilton	Washington Redskins	1993-94
	Kansas City Chiefs	1994-95
	New York Jets	1996
Alex Haynes	Carolina Panthers	2007
	Denver Broncos	2008
Trysten Hill	Dallas Cowboys	2019-20
Mike Hughes	Minnesota Vikings	2018-20
Charley Hughlett	Cleveland Browns	2015-20
Kemal Ishmael	Atlanta Falcons	2013-19
Mario Jackson	New Orleans Saints	2003
Rashad Jeanty	Cincinnati Bengals	2006-09
Greg Jefferson	Philadelphia Eagles	1996-99, '01
Shawn Jefferson	San Diego Chargers	1991-95
	New England Patriots	1996-99
	Atlanta Falcons	2000-02
	Detroit Lions	2003
Marcus Jenkins	Seattle Seahawks	2000
Darcy Johnson	New York Giants	2006-09
Storm Johnson	Jacksonville Jaguars	2014
Ricot Joseph	Washington Redskins	2002
Adrian Killins Jr.	Philadelphia Eagles	2020
Charles Lee	Green Bay Packers	2000-01
	Tampa Bay Buccaneers	2003-04
	Arizona Cardinals	2005
Chris Lorenti	Houston Texans	2001-02

Brandon Marshall	Denver Broncos	2006-09
	Miami Dolphins	2010-11
	Chicago Bears	2012-14
	New York Jets	2015-16
	New York Giants	2017
	Seattle Seahawks	2018
	New Orleans Saints	2018
Justin McCray	Green Bay Packers	2017-18
	Cleveland Browns	2019
	Atlanta Falcons	2020
Mike Merritt	Kansas City Chiefs	2008
Bruce Miller	San Francisco 49ers	2011-15
	Jacksonville Jaguars	2020
Paul Miranda	Indianapolis Colts	1999-00
	Seattle Seahawks	2000-02
Latavius Murray	Oakland Raiders	2013-16
	Minnesota Vikings	2017-18
	New Orleans Saints	2019-20, 22
	Baltimore Ravens	2021
	Denver Broncos	2022
Jamar Newsome	Jacksonville Jaguars	2011
	Kansas City Chiefs	2012
Adam Nissley	Atlanta Falcons	2012
Elton Patterson	Cincinnati Bengals	2003-04
	Jacksonville Jaguars	2004
	Cincinnati Bengals	2005
	Jacksonville Jaguars	2006-07
Breshad Perriman	Baltimore Ravens	2015-17
	Cleveland Browns	2018
	Tampa Bay Buccaneers	2019, 21-22
	New York Jets	2020
	Chicago Bears	2021
Terrance Plummer	Washington Redskins	2015
Matt Prater	Atlanta Falcons	2007
	Denver Broncos	2007-13
	Detroit Lions	2014-20
Sha'reff Rashad	New York Giants	2009
	Washington Redskins	2010
Jah Reid	Baltimore Ravens	2011-15
	Kansas City Chiefs	2015-16
Josh Robinson	Minnesota Vikings	2012-17
	New Orleans Saints	2018
	Jacksonville Jaguars	2019
Asante Samuel	New England Patriots	2003-07
	Philadelphia Eagles	2008-11
	Atlanta Falcons	2012-13
Ed Schenk	Minnesota Vikings	1987
Mike Sims-Walker	Jacksonville Jaguars	2007-10
	St. Louis Rams	2011
	Jacksonville Jaguars	2011
Josh Sitton	Green Bay Packers	2008-15
	Chicago Bears	2016-17
	Miami Dolphins	2018
Kevin Smith	Detroit Lions	2008-12
Tre'Quan Smith	New Orleans Saints	2018-20
Bob Spitulski	Seattle Seahawks	1992-94
Torell Troup	Buffalo Bills	2010-12
Ted Wilson	Washington Redskins	1987
Matt Wright	Pittsburgh Steelers	2020, 2022
	Jacksonville Jaguars	2021
	Kansas City Chiefs	2022



KNIGHTS IN THE PRO BOWL

Player	Pos.	Team	Season
Daunte Culpepper	QB	Minnesota Vikings	2000
Daunte Culpepper	QB	Minnesota Vikings	2003
Daunte Culpepper	QB	Minnesota Vikings	2004
Asante Samuel	DB	New England Patriots	2007
Brandon Marshall	WR	Denver Broncos	2008
Asante Samuel	DB	Philadelphia Eagles	2008
Brandon Marshall	WR	Denver Broncos	2009
Asante Samuel	DB	Philadelphia Eagles	2009
Asante Samuel	DB	Philadelphia Eagles	2010
Brandon Marshall	WR	Miami Dolphins	2011
Brandon Marshall	WR	Chicago Bears	2012
Josh Sitton	OL	Green Bay Packers	2012
Brandon Marshall	WR	Chicago Bears	2013
Matt Prater	PK	Denver Broncos	2013
Josh Sitton	OL	Green Bay Packers	2014
Brandon Marshall	WR	New York Jets	2015
Latavius Murray	RB	Oakland Raiders	2015
Josh Sitton	OL	Green Bay Packers	2015
Matt Prater	PK	Detroit Lions	2016
Josh Sitton	OL	Chicago Bears	2016
A.J. Bouye	DB	Jacksonville Jaguars	2017
Shaquill Griffin	DB	Seattle Seahawks	2019
Shaquill Griffin	DB	Seattle Seahawks	2020

KNIGHTS IN THE SUPER BOWL

Player	Game	Team	Result	Opponent
Shawn Jefferson	XXIX	San Diego	Lost	San Francisco 49ers
Shawn Jefferson	XXXI	New England	Lost	Green Bay Packers
Mike Gruttadauria	XXXIV	St. Louis Rams	Won	Tennessee Titans
Cornell Green	XXXVII	Tampa Bay	Won	Oakland Raiders
Charles Lee	XXXVII	Tampa Bay	Won	Oakland Raiders
Asante Samuel	XXXVIII	New England	Won	Carolina Panthers
Asante Samuel	XXXIX	New England	Won	Philadelphia Eagles
Asante Samuel	XLII	New England	Lost	New York Giants
Darcy Johnson	XLII	New York Giants	Won	New England Patriots
Atari Bigby	XLV	Green Bay	Won	Pittsburgh Steelers
Michael Greco	XLV	Green Bay	Won	Pittsburgh Steelers
Josh Sitton	XLV	Green Bay	Won	Pittsburgh Steelers
Bruce Miller	XLVII	San Francisco	Lost	Baltimore Ravens
Jah Reid	XLVII	Baltimore	Won	San Francisco 49ers
Matt Prater	XLVIII	Denver	Lost	Seattle Seahawks
Kemal Ishmael	LI	Atlanta	Lost	New England Patriots
Jacob Harris	LVI	L.A. Rams	Win	Cincinnati Bengals
Jordan Franks	LVII	Kansas City	Win	Philadelphia Eagles

KNIGHTS IN THE AFC CHAMPIONSHIP

Player	Season	Team	Result	Opponent
Shawn Jefferson	1994	San Diego	Won	Pittsburgh Steelers
Shawn Jefferson	1996	New England	Won	Jacksonville Jaguars
Asante Samuel	2003	New England	Won	Indianapolis Colts
Asante Samuel	2004	New England	Won	Pittsburgh Steelers
Cornell Green	2005	Denver	Lost	Pittsburgh Steelers
Doug Gabriel	2006	New England	Lost	Indianapolis Colts
Asante Samuel	2006	New England	Lost	Indianapolis Colts
Asante Samuel	2007	New England	Won	San Diego Chargers
Jah Reid	2011	Baltimore	Lost	New England Patriots
Kamar Aiken	2012	New England	Lost	Baltimore Ravens
Jah Reid	2012	Baltimore	Won	New England Patriots
Matt Prater	2013	Denver	Won	New England Patriots
J.J. Worton	2015	New England	Lost	Denver Broncos
A.J. Bouye	2017	Jacksonville	Lost	New England Patriots
Blake Bortles	2017	Jacksonville	Lost	New England Patriots
Gabriel Davis	2020	Buffalo	Lost	Kansas City Chiefs

KNIGHTS IN THE NFC CHAMPIONSHIP

Player	Season	Team	Result	Opponent
Mike Gruttadauria	1999	St. Louis	Won	Tampa Bay Buccaneers
Daunte Culpepper	2000	Minnesota	Lost	New York Giants
Cornell Green	2002	Tampa Bay	Won	Philadelphia Eagles
Atari Bigby	2007	Green Bay	Lost	New York Giants
Asante Samuel	2008	Philadelphia	Lost	Arizona Cardinals
Atari Bigby	2010	Green Bay	Won	Chicago Bears
Michael Greco	2010	Green Bay	Won	Chicago Bears
Josh Sitton	2010	Green Bay	Won	Chicago Bears
Bruce Miller	2011	San Francisco	Lost	New York Giants
Asante Samuel	2012	Atlanta	Lost	San Francisco 49ers
Adam Nissley	2012	Atlanta	Lost	San Francisco 49ers
Bruce Miller	2012	San Francisco	Won	Atlanta Falcons
Bruce Miller	2013	San Francisco	Lost	Seattle Seahawks
Josh Sitton	2014	Green Bay	Lost	Seattle Seahawks
Kemal Ishmael	2016	Atlanta	Won	Green Bay Packers
Latavius Murray	2017	Minnesota	Lost	Philadelphia Eagles
Tre'Quan Smith	2018	New Orleans	Lost	L.A. Rams
Josh Robinson	2018	New Orleans	Lost	L.A. Rams
Kalia Davis	2022	San Francisco	Lost	Philadelphia Eagles

KNIGHTS IN THE NFL DRAFT

Player	Pos.	Team	Year	Round	Pick
Ted Wilson	WR	Washington	1987	10	274
Elgin Davis	DB	New England	1987	12	330
Bernard Ford	WR	Buffalo	1988	3	65
Corris Ervin	DB	Denver	1988	5	136
Raymond Irvin	DB	Cleveland	1991	9	225
Shawn Jefferson	WR	Houston	1991	9	240
Bob Spitulski	LB	Seattle	1992	3	66
Rick Hamilton	LB	Washington	1993	3	71
Greg Jefferson	DE	Philadelphia	1995	3	72
Marquette Smith	RB	Carolina	1996	5	142
Daunte Culpepper	QB	Minnesota	1999	1	11
Paul Miranda	DB	Indianapolis	1999	4	96
Charles Lee	WR	Green Bay	2000	7	242
Travis Fisher	DB	St. Louis	2002	2	64
Asante Samuel	DB	New England	2003	4	120
Doug Gabriel	WR	Oakland	2003	5	167
Mike Mabry	OL	Baltimore	2003	7	250
Elton Patterson	DE	Cincinnati	2003	7	259
Michael Gaines	TE	Carolina	2004	7	234
Brandon Marshall	WR	Denver	2006	4	119
Mike Sims-Walker	WR	Jacksonville	2007	3	79
Kevin Smith	TB	Detroit	2008	3	64
Josh Sitton	OL	Green Bay	2008	4	135
Mike Merritt	TE	Kansas City	2008	7	239
Joe Burnett	CB	Pittsburgh	2009	5	168
Torell Troup	DT	Buffalo	2010	2	41
Jah Reid	OT	Baltimore	2011	3	85
Bruce Miller	DE/FB	San Francisco	2011	7	211
Josh Robinson	DB	Minnesota	2012	3	66
Latavius Murray	RB	Oakland	2013	6	181
Kemal Ishmael	DB	Atlanta	2013	7	243
Blake Bortles	QB	Jacksonville	2014	1	3
Storm Johnson	RB	Jacksonville	2014	7	222
Breshad Perriman	WR	Baltimore	2015	1	26
Clayton Geathers	DB	Indianapolis	2015	4	109
Shaquill Griffin	DB	Seattle	2017	3	90
Mike Hughes	DB	Minnesota	2018	1	30
Tre'Quan Smith	WR	New Orleans	2018	3	91
Jordan Akins	TE	Houston	2018	3	98
Shaquem Griffin	LB	Seattle	2018	5	141
Trysten Hill	DT	Dallas	2019	2	58
Gabriel Davis	WR	Buffalo	2020	4	128
Richie Grant	S	Atlanta	2021	2	40
Aaron Robinson	DB	New York Giants	2021	3	71
Jacob Harris	WR	L.A. Rams	2021	4	141
Tay Gowan	CB	Arizona	2021	6	223
Tre Nixon	WR	New England	2021	7	242
Kalia Davis	DT	San Francisco	2022	6	220

Date	Network	Coverage	Opponent	Result
Aug. 29, 1996	Sun Sports	Regional	William & Mary	W, 39-33
Sept. 14, 1996	Sun Sports	Regional	at New Mexico	L, 7-17
Oct. 26, 1996	Sun Sports	Regional	at Georgia Tech	L, 20-27
Sept. 6, 1997	Sun Sports/Fox Sports South	Regional	at South Carolina	L, 31-33
Sept. 20, 1997	Sun Sports	Regional	Idaho	W, 41-10
Sept. 27, 1997	Sun Sports	Regional	at #8 Auburn	L, 14-41
Oct. 25, 1997	Sun Sports	Regional	at Mississippi State	L, 28-35
Sept. 5, 1998	Sun Sports	Regional	at Louisiana Tech	W, 64-30
Sept. 19, 1998	ESPN	National	at Purdue	L, 7-35
Sept. 26, 1998	Fox Sports Net/Sun Sports	Regional	at Bowling Green	W, 38-31
Oct. 3, 1998	Sun Sports	Regional	at Toledo	W, 31-24
Oct. 24, 1998	Sun Sports	Regional	at Louisiana	W, 42-10
Oct. 31, 1998	WYTV (Youngstown)	Local	Youngstown State	W, 44-32
Nov. 7, 1998	Sun Sports	Regional	at Auburn	L, 610
Nov. 21, 1998	KRQE (Albuquerque)	Local	New Mexico	W, 38-6
Sept. 4, 1999	ESPN Regional/Sun Sports	Regional	#22 Purdue	L, 13-47
Sept. 11, 1999	Sun Sports	Regional	at #4 Florida	L, 27-58
Sept. 25, 1999	Sun Sports/Media One	Regional	at #11 Georgia	L, 23-24
Nov. 6, 1999	Sun Sports	Regional	at Auburn	L, 10-28
Sept. 30, 2000	Sun Sports	Regional	at Eastern Michigan	W, 31-10
Oct. 7, 2000	Sun Sports	Regional	at Northern Illinois	L, 20-40
Nov. 4, 2000	Sun Sports	Regional	at Louisiana Tech	W, 20-16
Nov. 11, 2000	ESPN Regional	Regional	#8 Virginia Tech	L, 21-44
Sept. 8, 2001	ESPN Regional/Sun Sports	Regional	at Syracuse	L, 10-21
Sept. 22, 2001	Sun Sports	Regional	at Tulane	W, 36-29
Sept. 29, 2001	Sun Sports	Regional	at #8 Virginia Tech	L, 14-46
Oct. 6, 2001	Sun Sports/CSS	Regional	UAB	W, 24-7
Oct. 27, 2001	Sun Sports	Regional	at Utah State	L, 27-30
Aug. 31, 2002	ESPN	National	at #24 Penn State	L, 24-27
Sept. 7, 2002	Sun Sports	Regional	at Arizona State	L, 13-46
Sept. 20, 2002	ESPN2	National	at Marshall	L, 21-26
Oct. 12, 2002	Sun Sports	Regional	at Western Michigan	W, 31-27
Oct. 19, 2002	Sun Sports	Regional	Toledo	L, 24-27
Nov. 2, 2002	ESPN Regional/Sun Sports	Regional	Syracuse	L, 35-38
Nov. 23, 2002	Sun Sports	Regional	at Miami (Ohio)	W, 48-31
Aug. 31, 2003	ESPN	National	at #9 Virginia Tech	L, 28-49
Sept. 20, 2003	ESPN Regional/Sun Sports	Regional	at Syracuse	L, 14-38
Sept. 27, 2003	Sun Sports	Regional	at Kent State	L, 16-36
Oct. 11, 2003	ESPN Regional/Sun Sports	Regional	at Ohio	L, 0-28
Nov. 1, 2003	Sun Sports	Regional	at West Virginia	L, 18-36
Nov. 8, 2003	Sun Sports	Regional	at Eastern Michigan	L, 13-19
Nov. 19, 2003	ESPN2	National	Marshall	L, 7-21
Sept. 4, 2004	ESPN	National	at Wisconsin	L, 6-34
Sept. 18, 2004	ESPN Regional/Sun Sports	Regional	at Penn State	L, 13-37
Oct. 30, 2004	ESPN Regional/Sun Sports	Regional	at Marshall	L, 3-20
Sept. 1, 2005	ESPN	National	at South Carolina	L, 15-24
Sept. 17, 2005	Fox Sports Net Florida	Regional	at USF	L, 14-31
Nov. 5, 2005	i Network	National	Houston	W, 31-29
Nov. 12, 2005	CBS College Sports	National	at UAB	W, 27-21
Dec. 3, 2005	ESPN	National	Tulsa (C-USA Championship Game)	L, 27-44
Dec. 24, 2005	ESPN	National	Nevada (Sheraton Hawaii Bowl)	L, 48-49 (OT)
Sept. 9, 2006	Sun Sports	Regional	at #7 Florida	L, 0-42
Sept. 16, 2006	CBS College Sports	National	USF	L, 17-24
Sept. 26, 2006	ESPN2	National	Southern Miss	L, 14-19
Oct. 4, 2006	ESPN2	National	at Marshall	W, 23-22
Oct. 13, 2006	ESPN	National	Pittsburgh	L, 7-52
Oct. 28, 2006	CBS College Sports	National	at Houston	L, 31-51
Nov. 4, 2006	CBS College Sports	National	East Carolina	L, 10-23
Nov. 11, 2006	CBS College Sports	National	at Memphis	W, 26-24
Nov. 25, 2006	CSS	Regional	UAB	W, 31-22
Sept. 1, 2007	ESPN360	Online	at NC State	W, 25-23
Sept. 15, 2007	ESPN2	National	#6 Texas	L, 32-35
Sept. 22, 2007	CSS	Regional	Memphis	W, 56-20
Oct. 6, 2007	CBS College Sports	National	at East Carolina	L, 38-52
Oct. 13, 2007	ESPNU	National	at #5 USF	L, 12-64
Oct. 28, 2007	ESPN	National	at Southern Miss	W, 34-17
Nov. 3, 2007	CSS	Regional	Marshall	W, 47-13
Nov. 10, 2007	CBS College Sports	National	at UAB	W, 45-31
Dec. 1, 2007	ESPN	National	Tulsa (C-USA Championship Game)	W, 44-25
Dec. 29, 2007	ESPN	National	Mississippi State (AutoZone Liberty Bowl)	L, 3-10
Sept. 6, 2008	ESPN2	National	#17 USF	L, 24-31 (OT)
Sept. 20, 2008	ESPNU	National	at Boston College	L, 7-34
Sept. 27, 2008	CBS College Sports	National	at UTEP	L, 13-58
Oct. 4, 2008	CBS College Sports	National	SMU	W, 31-17
Oct. 11, 2008	ESPNU	National	at Miami	L, 14-20
Oct. 26, 2008	ESPN	National	at #19 Tulsa	L, 19-49
Nov. 2, 2008	ESPN	National	East Carolina	L, 10-13 (OT)

Nov. 15, 2008	CSS	Regional	at Marshall	W, 30-14
Sept. 5, 2009	BHSN	Regional	Samford	W, 28-24
Sept. 19, 2009	BHSN	Regional	Buffalo	W, 23-17
Sept. 26, 2009	BHSN	Regional	at East Carolina	L, 14-19
Oct. 3, 2009	BHSN	Regional	Memphis	W, 32-14
Oct. 17, 2009	CBS College Sports	National	#9 Miami	L, 7-27
Nov. 1, 2009	ESPN	National	Marshall	W, 21-20
Nov. 7, 2009	FOX Sports Net	National	at #2 Texas	L, 3-35
Nov. 14, 2009	CBS College Sports	National	#13 Houston	W, 37-32
Nov. 21, 2009	BHSN	Regional	Tulane	W, 49-0
Dec. 19, 2009	ESPN	National	Rutgers (St. Petersburg Bowl)	L, 24-45
Sept. 11, 2010	CBS College Sports	National	NC State	L, 21-28
Sept. 18, 2010	BHSN	Regional	at Buffalo	W, 24-10
Sept. 25, 2010	FOX Sports Net	Regional	at Kansas State	L, 13-17
Oct. 6, 2010	ESPN	National	UAB	W, 42-7
Oct. 13, 2010	ESPN	National	at Marshall	W, 35-14
Oct. 23, 2010	BHSN	Regional	Rice	W, 41-14
Oct. 30, 2010	BHSN	Regional	East Carolina	W, 49-35
Nov. 5, 2010	ESPN2	National	at Houston	W, 40-33
Nov. 13, 2010	CBS College Sports	National	Southern Miss	L, 21-31
Nov. 27, 2010	CSS/BHSN	Regional	at Memphis	W, 37-17
Dec. 4, 2010	ESPN2	National	SMU (C-USA Championship Game)	W, 17-7
Dec. 31, 2010	ESPN	National	Georgia (AutoZone Liberty Bowl)	W, 10-6
Sept. 3, 2011	BHSN	Regional	Charleston Southern	W, 62-0
Sept. 10, 2011	CBS Sports Network	National	Boston College	W, 30-3
Sept. 17, 2011	ESPN3	Online	at FIU	L, 10-17
Sept. 23, 2011	ESPN	National	at BYU	L, 17-24
Oct. 8, 2011	BHSN	Regional	Marshall	W, 16-6
Oct. 15, 2011	FOX Sports Net	National	at SMU	L, 17-38
Oct. 20, 2011	CSS/BHSN	Regional	at UAB	L, 24-26
Oct. 29, 2011	BHSN	Regional	Memphis	W, 41-0
Nov. 3, 2011	CBS Sports Network	National	Tulsa	L, 17-24
Nov. 12, 2011	CBS Sports Network	National	at #25/23 Southern Miss	L, 29-30
Nov. 19, 2011	FOX Sports Net	National	at East Carolina	L, 31-38
Nov. 25, 2011	CBS Sports Network	National	UTEP	W, 31-14
Aug. 30, 2012	ESPN3	Online	at Akron	W, 56-14
Sept. 8, 2012	ESPN2	National	at #14 Ohio State	L, 16-31
Sept. 15, 2012	CSS/BHSN	Regional	FIU	W, 33-20
Sept. 29, 2012	FOX Sports Net	National	Missouri	L, 16-21
Oct. 4, 2012	CBS Sports Network	National	East Carolina	W, 40-20
Oct. 13, 2012	CBS Sports Network	National	Southern Miss	W, 38-31 (2OT)
Oct. 20, 2012	CSS/BHSN	Regional	at Memphis	W, 35-17
Oct. 27, 2012	CBS Sports Network	National	at Marshall	W, 54-17
Nov. 3, 2012	CBS Sports Network	National	SMU	W, 42-17
Nov. 10, 2012	FOX College Sports	National	at UTEP	W, 31-24
Nov. 17, 2012	FOX Sports Net	National	at Tulsa	L, 21-23
Nov. 24, 2012	FOX Sports Net	National	UAB	W, 49-24
Dec. 1, 2012	ESPN2	National	at Tulsa (C-USA Championship Game)	L, 27-33 (OT)
Dec. 21, 2012	ESPN	National	Ball State (Beef 'O' Brady's Bowl)	W, 38-17
Aug. 29, 2013	ESPN3	Online	Akron	W, 38-7
Sept. 6, 2013	CBS Sports Network	National	at FIU	W, 38-0
Sept. 14, 2013	Big Ten Network	National	at Penn State	W, 34-31
Sept. 28, 2013	ABC	National	#12/13 South Carolina	L, 25-28
Oct. 5, 2013	ESPN3	Online	at Memphis	W, 24-17
Oct. 18, 2013	ESPN	National	at #8/6 Louisville	W, 38-35
Oct. 26, 2013	ESPN Regional	Regional	UConn	W, 62-17
Nov. 9, 2013	ESPN2	National	Houston	W, 19-14
Nov. 16, 2013	ESPN Regional	Regional	at Temple	W, 39-36
Nov. 21, 2013	ESPN	National	Rutgers	W, 41-17
Nov. 29, 2013	ESPN	National	USF	W, 23-20
Dec. 7, 2013	ESPN	National	at SMU	W, 17-13
Jan. 1, 2014	ESPN	National	#6/5 Baylor (Tostitos Fiesta Bowl)	W, 52-42
Aug. 30, 2014	ESPN2	National	vs. Penn State (Dublin, Ireland)	L, 24-26
Sept. 13, 2014	SEC Network	National	at #20/22 Missouri	L, 10-38
Sept. 20, 2014	ESPN3	Online	Bethune-Cookman	W, 41-7
Oct. 2, 2014	ESPN	National	at Houston	W, 17-12
Oct. 9, 2014	ESPN	National	BYU	W, 31-24 (OT)
Oct. 18, 2014	ESPNU	National	Tulane	W, 20-13
Oct. 25, 2014	CBS Sports Network	National	Temple	W, 34-14
Nov. 1, 2014	CBS Sports Network	National	at UConn	L, 29-37
Nov. 14, 2014	ESPN2	National	Tulsa	W, 31-7
Nov. 22, 2014	ESPNNews	National	SMU	W, 53-7
Nov. 28, 2014	ESPN2	National	at USF	W, 16-0
Dec. 4, 2014	ESPN	National	at East Carolina	W, 32-30
Dec. 26, 2014	ESPN	National	vs. NC State (Bitcoin St. Petersburg Bowl)	L, 27-34
Sept. 3, 2015	CBS Sports Network	National	FIU	L, 14-15
Sept. 12, 2015	FOX Sports 1	National	at Stanford	L, 7-31
Sept. 19, 2015	ESPN3	Online	Furman	L, 15-16

Sept. 26, 2015	ESPNU	National	at South Carolina	L, 14-31
Oct. 3, 2015	ESPNews	National	at Tulane	L, 31-45
Oct. 10, 2015	ESPNews	National	UConn	L, 13-40
Oct. 17, 2015	CBS Sports Network	National	at Temple	L, 14-30
Oct. 24, 2015	ESPNews	National	#21/22 Houston	L, 10-59
Oct. 31, 2015	ESPNews	National	at Cincinnati	L, 7-52
Nov. 7, 2015	ESPNews	National	at Tulsa	L, 30-45
Nov. 19, 2015	ESPN	National	East Carolina	L, 7-44
Nov. 26, 2015	ESPN	National	USF	L, 3-44
Sept. 3, 2016	ESPN3	Online	South Carolina State	W, 38-0
Sept. 10, 2016	ABC	National	at Michigan	L, 14-51
Sept. 17, 2016	CBS Sports Network	National	Maryland	L, 24-30 (OT)
Sept. 24, 2016	beIn Sports	National	at FIU	W, 53-14
Oct. 1, 2016	CBS Sports Network	National	at East Carolina	W, 47-29
Oct. 15, 2016	ESPNU	National	Temple	L, 25-26
Oct. 22, 2016	ESPNews	National	at UConn	W, 24-16
Oct. 29, 2016	ESPNU	National	at #24 Houston	L, 24-31
Nov. 5, 2016	ESPN3	Online	Tulane	W, 37-6
Nov. 12, 2016	ESPNU	National	Cincinnati	W, 24-3
Nov. 19, 2016	ESPNews	National	Tulsa	L, 20-35
Nov. 26, 2016	CBS Sports Network	National	at USF	L, 31-48
Dec. 17, 2016	CBS Sports Network	National	vs. Arkansas State (AutoNation Cure Bowl)	L, 13-31
Aug. 31, 2017	CBS Sports Network	National	Florida International	W, 61-17
Sept. 23, 2017	Fox Sports 1	National	at Maryland	W, 38-10
Sept. 30, 2017	ESPN2	National	Memphis	W, 40-13
Oct. 7, 2017	ESPNU	National	at Cincinnati	W, 51-23
Oct. 14, 2017	CBS Sports Network	National	East Carolina	W, 63-21
Oct. 21, 2017	CBS Sports Network	National	at Navy	W, 31-21
Oct. 28, 2017	ESPN3	Online	Austin Peay	W, 73-33
Nov. 4, 2017	ESPN2	National	at SMU	W, 31-24
Nov. 11, 2017	ESPNU	National	UConn	W, 49-24
Nov. 18, 2017	ESPNU	National	at Temple	W, 45-19
Nov. 24, 2017	ABC	National	#22/19 USF	W, 49-42
Dec. 2, 2017	ABC	National	vs. #16/14 Memphis (AAC Championship Game)	W, 62-55 (OT)
Jan. 1, 2018	ESPN	National	vs. #7/8 Auburn (Chick-fil-A Peach Bowl)	W, 34-27
Aug. 30, 2018	ESPNU	National	at UConn	W, 56-17
Sept. 8, 2018	ESPN3	Online	South Carolina State	W, 38-0
Sept. 21, 2018	ESPN	National	Florida Atlantic	W, 56-36
Sept. 29, 2018	ESPNU	National	Pittsburgh	W, 45-14
Oct. 6, 2018	ESPNU	National	SMU	W, 48-20
Oct. 13, 2018	ABC/ESPN2	National	at Memphis	W, 31-30
Oct. 20, 2018	ESPN2	National	at ECU	W, 37-10
Nov. 1, 2018	ESPN	National	Temple	W, 52-40
Nov. 10, 2018	ESPN2	National	Navy	W, 35-24
Nov. 17, 2018	ESPN	National	#19 Cincinnati	W, 38-13
Nov. 23, 2018	ESPN	National	at South Florida	W, 38-10
Dec. 1, 2018	ABC	National	Memphis (AAC Championship Game)	W, 56-41
Jan. 1, 2019	ESPN	National	vs. #11 LSU (PlayStation Fiesta Bowl)	L, 40-32
Aug. 29, 2019	CBS Sports Network	National	Florida A&M	W, 62-0
Sept. 7, 2019	CBS Sports Network	National	at FAU	W, 48-14
Sept. 14, 2019	ESPN	National	Stanford	W, 45-27
Sept. 21, 2019	ABC/ESPN2	National	at Pittsburgh	L, 35-34
Sept. 28, 2019	ESPN2	National	UConn	W, 56-21
Oct. 4, 2019	ESPN	National	at Cincinnati	L, 27-24
Oct. 19, 2019	CBS Sports Network	National	ECU	W, 41-28
Oct. 26, 2019	ESPN2	National	at Temple	W, 63-21
Nov. 2, 2019	ESPN2	National	Houston	W, 44-29
Nov. 8, 2019	ESPN2	National	at Tulsa	L, 34-31
Nov. 23, 2019	CBS Sports Network	National	at Tulane	W, 34-31
Nov. 29, 2019	ESPN	National	South Florida	W, 34-7
Dec. 23, 2019	ESPN	National	vs. Marshall (Bad Boy Mowers Gasparilla Bowl)	W, 48-25
Sept. 19, 2020	ABC	National	at Georgia Tech	W, 49-21
Sept. 26, 2020	ABC/ESPN+	National/Online	at ECU	W, 51-28
Oct. 3, 2020	ESPN2	National	Tulsa	L, 34-26
Oct. 17, 2020	ABC	National	at Memphis	L, 50-49
Oct. 24, 2020	ESPN2	National	Tulane	W, 51-34
Oct. 31, 2020	ESPN+	Online	at Houston	W, 44-21
Nov. 14, 2020	ESPNU	National	Temple	W, 38-13
Nov. 21, 2020	ESPN	National	#7 Cincinnati	L, 36-33
Nov. 27, 2020	ESPN	National	at South Florida	W, 58-46
Dec. 22, 2020	ESPN	National	vs. #13 BYU (Roofclaim.com Boca Raton Bowl)	L, 49-23
Sep. 2, 2021	ESPN	National	vs. Boise State	W, 36-31
Sep. 11, 2021	ESPN+	Online	vs. Bethune-Cookman	W, 63-14
Sep. 17, 2021	ESPN	National	at Louisville	L, 42-35
Oct. 2, 2021	CBS Sports Network	National	at Navy	L, 34-30
Oct. 9, 2021	ESPN+	Online	vs ECU	W, 20-16
Oct. 16, 2021	ABC	National	at #3/4 Cincinnati	L, 56-21
Oct. 22, 2021	ESPN2	National	Memphis	W, 24-7

Oct. 30, 2021	ESPN+	Online	at Temple	W, 49-7
Nov. 6, 2021	ESPNU	National	Tulane	W, 14-10
Nov. 13, 2021	ESPNU	National	at SMU	L, 55-28
Nov. 20, 2021	ESPN+	Online	UConn	W, 49-17
Nov. 26, 2021	ESPN	National	South Florida	W, 17-13
Dec. 23, 2021	ESPN	National	Florida (Union Home Gasparilla Bowl)	W, 29-17
Sep. 1, 2022	ESPN+	Online	South Carolina State	W, 56-10
Sep. 9, 2022	ESPN2	National	Louisville	L, 20-14
Sep. 17, 2021	CBS Sports Network	Online	at Florida Atlantic	W, 40-14
Sep. 24, 2022	ESPNU	National	Georgia Tech	W, 27-10
Oct. 5, 2022	ESPN2	National	SMU	W, 41-19
Oct. 13, 2022	ESPN	National	Temple	W, 70-13
Oct. 22, 2022	ESPNU	National	at ECU	L, 34-13
Oct. 29, 2022	ESPN	National	#20/19 Cincinnati	W, 25-21
Nov. 5, 2022	ESPN2	National	at Memphis	W, 35-28
Nov. 12, 2022	ESPN2	National	at #17 Tulane	W, 38-31
Nov. 19, 2022	ESPN2	National	Navy	L, 17-14
Nov. 26, 2022	ESPN2	National	at South Florida	W, 46-39
Dec. 3, 2022	ABC	National	#18 Tulane	L, 45-28
Dec. 28, 2022	ESPN	National	Duke (Military Bowl presented by Peraton)	L, 30-13
Overall Record				143-110



On Sept. 29, 1979, Camping World Stadium, known back then to the Orlando community as the Tangerine Bowl, opened its doors for a hometown, start-up football program guided by Don Jonas. The Florida Citrus Bowl for much of the Knights' run, the crown jewel of the Orlando Centroplex was home for UCF until the 2007 season when the Bounce House - then Bright House Networks Stadium - was erected on the UCF campus.

Jonas was the first of seven men that led the Knights onto the field at the Citrus Bowl with George O'Leary being the last. The relationship witnessed more than 100 Knight victories and came to an end when the Black and Gold ran through the Citrus Bowl tunnel one last time on Nov. 25, 2006, against UAB.

The Citrus Bowl saw the Knights' football program rise through the division ranks of the NCAA, starting as a Division III member in 1979, to making the move to Division II in time for the 1982 season, then on to Football Championship Division status in 1990 before finally emerging at the top level as a Football Bowl Subdivision member in 1997.

The Knights were victorious in their inaugural game at the stadium, defeating Fort Benning 7-6 in front of 14,138 fans. Quarterback Mike Cullison's touchdown pass to Bobby Joe Plain on a fourth-and-goal was the first Knight score in the venue and proved to be the difference in the game. UCF fans would go on to set a Division III record as an average of 11,420 fans attended the Knights' four home games that season.

During UCF's 28-year stretch when it called the Citrus Bowl home, the stadium was the platform for some great UCF moments. The final home game vs. UAB in 2006 served as the final opportunity to add to that long, memorable list, and the Knights did not disappoint. Quarterback Kyle Israel found Mike Sims-Walker twice in the first quarter for a pair of touchdowns and the Black and Gold did not look back, defeating the Blazers 31-22. The crowd of 23,755 broke the 200,000 mark for the first time in school history, as the Knights saw a then-school record 220,980 fans flock through the gates in 2006.

UCF completed its tenure at the Florida Citrus Bowl with a 112-59-1 record. The Knights outscored their opponents 5,136-3,496 in 172 games with the 5,000th point coming on a Michael Torres extra point against Villanova Sept. 2, 2006.

BY THE NUMBERS

7

Record number of touchdown passes by a Knight. Darin Slack achieved the feat during a 52-14 trouncing of West Georgia in 1987.

8

Number of 300-yard passing games Daunte Culpepper had during his illustrious career with UCF. Also the jersey number worn by the first-round NFL draft pick, who had a total of 15 300-yard passing games during his career as a Knight.

11

Most consecutive home wins by UCF in the Citrus Bowl. The streak started on Nov. 2, 1996, with a 42-15 victory over Illinois State on Homecoming.

21

Largest margin overcome by the Knights in a victory. UCF fell behind 21-0 in the first quarter, but rallied for a 28-24 win over Illinois State on Oct. 20, 1984.

23

Tackles recorded by Bill Giovanetti in the 1979 season-finale against Morehouse. The total still stands as the all-time record for single-game tackles by a Knight.

50

Highest number of points scored in a half by the Knights. UCF went on to defeat Akron, 57-17, on Nov. 3, 2001.

55

Longest field goal by a Knight. Ed O'Brien drilled the booming kick to help UCF pull out a 39-37 victory over Bethune-Cookman on Sept. 7, 1985.

64

The greatest margin of victory for the Knights. UCF thumped Grand Valley State 67-3 on Halloween in 1987.

100

The Knights' 100th victory on their home field was a 28-17 win over Akron on Homecoming, Oct. 26, 2002.