



## 2024 UCF FOOTBALL GAME NOTES

### GAME INFORMATION



**IOWA STATE CYCLONES (6-0, 3-0 B12)** **UCF KNIGHTS (3-3, 1-2 B12)**  
Head Coach Matt Campbell ♦ Head Coach Gus Malzahn  
9th Season at ISU / 14th Overall 4th Season at UCF / 13th Overall  
59-48 at ISU / 94-63 Overall 27-19 at UCF / 104-57 Overall

Date \_\_\_\_\_ Saturday, October 19, 2024  
Time \_\_\_\_\_ 7:30 p.m. ET  
Site \_\_\_\_\_ Ames, Iowa  
Stadium \_\_\_\_\_ MidAmerican Energy Field at Jack Trice Stadium  
Surface \_\_\_\_\_ Natural Grass  
Capacity \_\_\_\_\_ 61,500  
TV \_\_\_\_\_ FSI  
Play-by-Play \_\_\_\_\_ Trent Rush  
Analyst \_\_\_\_\_ Spencer Tillman  
Radio \_\_\_\_\_ FM 96.9/AM 740 The Game  
\_\_\_\_\_ Sirius XM 84 & Sirius XM App  
Play-by-Play \_\_\_\_\_ Marc Daniels  
Analyst \_\_\_\_\_ Gary Parris  
Sideline \_\_\_\_\_ Scott Adams  
Spanish Radio \_\_\_\_\_ UCFKnights YouTube  
Play-by-Play \_\_\_\_\_ Carlos Bohorquez  
Analyst \_\_\_\_\_ Sergio Ruiz Torres  
Live Stats \_\_\_\_\_ UCFKnights.com  
Twitter/X \_\_\_\_\_ @UCF\_Football

### 2024 RECORD BREAKDOWN


Overall \_\_\_\_\_ 3-3  
Conference \_\_\_\_\_ 1-2  
Home \_\_\_\_\_ 2-2  
Away \_\_\_\_\_ 1-1  
Neutral \_\_\_\_\_ 0-0

### UCF, NOT CENTRAL FLORIDA

Please refer to the University of Central Florida as UCF, not Central Florida, on all references. Also, UCF is no longer the "Golden Knights" and instead simply known as the "Knights."

### FIRST AND 10

- UCF and Iowa State will meet for the first time in the history of the program's Saturday night at Jack Trice Stadium. Kickoff is set for a 7:30 p.m. on FS1. **Trent Rush** will handle play-by-play, while **Spencer Tillman** will be the analyst.
- The Cyclones are fifth of seven first-time opponents on the Knights' 2024 schedule.
- Saturday's matchup will feature the Big 12 Conference's best offense (UCF) and the best defense (ISU), as the Knights lead the league and rank 13th nationally with 473.8 yards per game and the Cyclones are 15th in the nation and top the conference allowing 285.3 yards per game to opponents.
- The Knights are looking for their fourth top-10 win in program history and the first since 2017 Peach Bowl victory against Auburn. Additionally, the win would mark the first top-10 road win since the 2013 Louisville game.
- The Knights have now rushed for **1,608 yards with 15 touchdowns** on the ground through the first six games of the season. The Knights are fourth in the nation with 268.0 rushing yards per game, which is 20 more than the next-closest Power Four Conference team (Tennessee 246.2).
- UCF is the only team in the nation that has rushed for at least 140 yards in 18 of its last 19 games, dating back to last season. During that span, the Knights have rushed for 200 or more yards 12 times and 250 plus six times.
- UCF leads the nation in explosive running plays, as the Knights have recorded 56 rushing plays of at least 10 yards. Additionally, the Black and Gold pace the league and rank fourth nationally in most offensive plays of 20 or more yards with 41.
- Running back **RJ Harvey** leads the Big 12 and ranks sixth nationally with 23 rushing plays of at least 10 yards. His nine rushing touchdowns are the most in the conference and 10th nationally.
- In contrast, UCF's defense has been strong against the run, allowing just 91.2 rushing yards per game. That mark is second in the Big 12 and the 12th-fewest nationally. The Knights have yielded just 15 rushing plays of 10 yards or more - the fewest in the league and eighth-best among FBS programs.
- Since the start of the 2017 season, UCF has accumulated 68 wins, tied for the 11th-most nationally by an FBS program and the most by a team from the state of Florida. The Knights went 13-0 in 2017, 12-1 in 2018, 10-3 in 2019, 6-4 in the Covid-shortened 2020 season, 9-4 in 2021, 9-5 in 2022 and 6-7 last season. The Knights join Alabama, Georgia, Clemson, Ohio State, Notre Dame, Oklahoma, Michigan, Appalachian State, LSU, Oregon and Penn State as the only programs to win at least 68 games since 2017.



### 2024 SCHEDULE & RESULTS

|                      |                    |                |                  |                   |                    |                       |             |                 |                          |                          |              |
|----------------------|--------------------|----------------|------------------|-------------------|--------------------|-----------------------|-------------|-----------------|--------------------------|--------------------------|--------------|
|                      |                    |                |                  |                   |                    |                       |             |                 |                          |                          |              |
| <b>New Hampshire</b> | <b>Sam Houston</b> | <b>at TCU*</b> | <b>Colorado*</b> | <b>at Florida</b> | <b>Cincinnati*</b> | <b>at Iowa State*</b> | <b>BYU*</b> | <b>Arizona*</b> | <b>at Arizona State*</b> | <b>at West Virginia*</b> | <b>Utah*</b> |
| Aug. 29              | Sept. 7            | Sept. 14       | Sept. 28         | Oct. 5            | Oct. 12            | Oct. 19               | Oct. 26     | Nov. 2          | Nov. 9                   | Nov. 23                  | Nov. 29      |
| 7 p.m.               | 6:30 p.m.          | 7:30 p.m.      | 3:30 p.m.        | 7:45 p.m.         | 3:30 p.m.          | 7:30 p.m.             | TBA         | TBA             | TBA                      | TBA                      | 8 p.m.       |
| W, 57-3              | W, 45-14           | W, 35-34       | L, 48-21         | L, 24-13          | L, 19-13           | FS1                   |             |                 |                          |                          | FOX          |

\*Indicates Big 12 Conference Game, All times Eastern

## QUICK FACTS

### GENERAL INFORMATION

|                        |                               |
|------------------------|-------------------------------|
| School                 | University of Central Florida |
| City, State, Zip       | Orlando, Fla., 32816          |
| Founded                | 1963                          |
| Enrollment             | 68,442                        |
| Nickname               | Knights                       |
| School Colors          | Black and Gold                |
| Stadium                | FBC Mortgage Stadium          |
| Capacity               | 44,206                        |
| Surface                | 419 Bermuda Grass             |
| Affiliation/Conference | NCAA DI - FBS/Big 12          |
| University President   | Alexander N. Cartwright       |
| Director of Athletics  | Terry Mohajir                 |
| Ticket Office Phone    | 407-UCF-1000                  |

### STRATEGIC COMMUNICATIONS

|                     |                           |
|---------------------|---------------------------|
| Assistant AD        | Justin Wilson             |
| Email               | jwilson@athletics.ucf.edu |
| Cell                | 336-660-8584              |
| Senior Associate AD | Adam Widman               |
| Email               | awidman@athletics.ucf.edu |
| Cell                | 614-572-6903              |
| Press Box Phone     | 336-660-8584              |
| Website             | UCFKnights.com            |
| Twitter/X           | @UCF_Football             |
| Facebook            | /UCFFootball              |
| Instagram           | UCF.Football              |

### UCF FOOTBALL STAFF

|                                       |                        |
|---------------------------------------|------------------------|
| Head Coach                            | Gus Malzahn            |
| Defensive Coordinator/LBs             | Ted Roof (Booth)       |
| Offensive Coordinator/WRs             | Tim Harris             |
| Co-Defensive Coordinator/DBs          | Addison Williams       |
| Co-Offensive Coordinator/QBs          | Darin Hinshaw (Booth)  |
| Special Teams Coordinator/TES         | Brian Blackmon         |
| Offensive Line                        | Herb Hand              |
| Defensive Tackles                     | Kenny Martin           |
| Defensive Ends/Rush                   | Kenny Ingram           |
| Run Game Coordinator/RBs              | Kam Martin             |
| Special Teams Analyst                 | Ben Larson             |
| Defensive Analyst                     | Conor Raad             |
| Offensive Analyst                     | Neal Posey             |
| Analyst                               | Sean Beckton Sr.       |
| Offensive Graduate Assistant          | Nate Craig-Myers       |
| Offensive Graduate Assistant          | Josh Fridrich          |
| Defensive Graduate Assistant          | Alex Ward              |
| Defensive Graduate Assistant          | Michael Mosah          |
| Associate AD, Sports Medicine         | Brian Lund             |
| Director of Football Strength & Cond. | Anthony Kincy          |
| Assoc. Dir. of Sports Performance     | Morris Henry           |
| Asst. Dir. of Sports Performance      | Andrew Shirek Espinoza |
| Asst. Dir. of Sports Performance      | Sean Beckton Jr.       |

### FOOTBALL INFORMATION

|   |  |
|---|--|
| Bowl Seasons                                      | 2005, 2007, 2009, 2010, 2012, 2013, 2014, 2016, 2017, 2018, 2019, 2020, 2021, 2022, 2023 |
| First Year of Football/First Year of FBS Football | 1979/1996  |
| All-Time Record                                   | 298-236-1 (.558)   |
| FBS Record (Since 1996)                           | 201-150 (.573)   |
| Record at FBC Mortgage Stadium                    | 84-28 (.750)   |

## THE OPPONENT

- Iowa State is one of the nation's 11 remaining unbeaten teams in FBS, as the Cyclones are 6-0 and 3-0 in Big 12 play. ISU earned a 28-16 victory against West Virginia in their last game on Saturday.
- Now in his ninth season with the program, head coach Matt Campbell has a 59-48 record at Iowa State and a 94-63 overall record in his 13th season as a head coach. Saturday's contest will be the first meeting between Campbell and Gus Malzahn as head coaches.
- Iowa State is one of the least penalized teams in the nation. The Cyclones rank No. 2 nationally and top the Big 12 in fewest penalty yards per game (27.7).
- They're averaging 30.67 points per game, while opponents have scored 11.0 ppg.
- The Cyclones are bowl eligible for the seventh time in nine seasons under Campbell.

## KNIGHT NOTES

### A WIN WOULD...

- Give UCF its fourth top-10 win in program history and the first since the 2017 Peach Bowl against No. 7 Auburn
- Give the Knights their second Big 12 win of the season and second on the road
- Give the Black and Gold a ranked win for the third consecutive season
- Give UCF its 299th all-time win as a program
- Give UCF head coach Gus Malzahn his first win against Iowa State in his first meeting against the program.
- Be better than a loss

### HISTORY VERSUS TOP-10 TEAMS

UCF is looking for its fourth top-10 win in program history, as the Knights last defeated No. 7/8 Auburn, 34-27, in the 2017 Chick-fil-A Peach Bowl. UCF also beat a pair of top-10 teams during the 2013 season, taking down No. 8/6 Louisville, 38-35, and No. 6/5 Baylor, 52-42.

The Louisville game was the last time UCF earned a top-10 victory in a true road game, as the Black and Gold rallied from a 28-7 deficit to secure the win. Quarterback Blake Bortles, who was selected by the Jacksonville Jaguars with the third pick in the 2014 NFL Draft, led the comeback for the Knights and running back Storm Johnson was selected in the seventh round by the same organization. Bortles completed 21-of-32 passes for 250 yards with two touchdowns, while Johnson rushed 18 times for 109 yards with a TD and caught four passes for 79 yards with another score.

### YOUNGEST TO DO IT

True freshman quarterback EJ Colson became the youngest quarterback (17Y, 10M) to start at QB for UCF in Saturday's game against Cincinnati. He also is the eighth true freshman in the Knights' FBS era (since 1996) to start under center.

Colson also became the youngest player to start in an FBS game this season.

Colson joins a storied line of UCF true freshman quarterbacks to start for the Knights since 1996: Mikey Keene (2021), Dillon Gabriel (2019), McKenzie Milton (2016), Bo Schneider (2015), Jeff Godfrey (2010), Rob Calabrese (2008), Kyle Isreal (2004) and Steven Moffett (2003).

### IOWA STATE SCHEDULE

|     |                  |           |
|-----|------------------|-----------|
| A31 | NORTH DAKOTA     | W, 21-3   |
| S7  | at Iowa          | W, 20-19  |
| S21 | ARKANSAS STATE   | W, 52-7   |
| S28 | at Houston       | W, 20-0   |
| O5  | Baylor           | W, 43-21  |
| O12 | at West Virginia | W, 28-16  |
| O19 | UCF              | 7:30 P.M. |
| N2  | TEXAS TECH       | TBA       |
| N9  | at Kansas        | TBA       |
| N16 | CINCINNATI       | TBA       |
| N23 | at Utah          | TBA       |
| N30 | KANSAS STATE     | TBA       |



## KNIGHT TRENDS (2024)

|  |                             |
|--|-----------------------------|
| Overall                                    | 3-3                         |
| Big 12                                     | 1-2                         |
| Non-Conference                             | 2-1                         |
| Home                                       | 2-2                         |
| Away                                       | 1-1                         |
| Neutral                                    | 0-0                         |
| Current overall streak                     | Lost 3                      |
| Current home streak                        | Lost 2                      |
| Current conference streak                  | Lost 2                      |
| Current road streak                        | Lost 1                      |
| Current neutral site streak                | Lost 1                      |
| Current bowl streak                        | Lost 1                      |
| Last win                                   | 9/14/24, at TCU, 35-34      |
| Last loss                                  | 10/12/24, Cincinnati, 19-13 |
| Day game                                   | 0-2                         |
| Night game                                 | 3-1                         |
| TV game                                    | 3-3                         |
| ABC  | 0-0                         |
| ESPN                                       | 0-0                         |
| ESPN2                                      | 0-1                         |
| SEC Network                                | 0-1                         |
| Fox  | 1-1                         |
| Fox Sports 1                               | 0-0                         |
| Fox Sports 2                               | 0-0                         |
| August                                     | 1-0                         |
| September                                  | 2-1                         |
| October                                    | 0-2                         |
| November                                   | 0-0                         |
| vs. FBS Top-25 teams                       | 0-0                         |
| vs. FBS non-ranked teams                   | 3-3                         |
| On artificial turf                         | 0-0                         |
| On natural grass                           | 3-3                         |
| Scoring first                              | 2-0                         |
| Opponent scores first                      | 1-3                         |
| Leading after 1st quarter                  | 2-0                         |
| Trailing after 1st quarter                 | 1-3                         |
| Tied after 1st quarter                     | 0-0                         |
| Leading at halftime                        | 2-0                         |
| Trailing at halftime                       | 1-3                         |
| Tied at halftime                           | 0-0                         |
| Leading after 3rd quarter                  | 2-0                         |
| Trailing after 3rd quarter                 | 1-3                         |
| Tied after 3rd quarter                     | 0-0                         |
| Overtime                                   | 0-0                         |
| Scoring 0-14 points                        | 0-2                         |
| Scoring 15-28 points                       | 0-1                         |
| Scoring 29-39 points                       | 1-0                         |
| Scoring 40+ points                         | 2-0                         |
| Allowing 0-14 points                       | 2-0                         |
| Allowing 15-28 points                      | 0-2                         |
| Allowing 29+ points                        | 1-1                         |
| With 100-yard rusher                       | 3-0                         |
| Allow 100-yard rusher                      | 0-0                         |
| With 300-yard passer                       | 0-0                         |
| Allow 300-yard passer                      | 1-0                         |
| Outgain opponent                           | 3-2                         |
| Total offense 300+ yards                   | 3-2                         |
| Allow 300+ yards total offense             | 1-3                         |
| Total offense 400+ yards                   | 3-1                         |
| Allow 400+ yards total offense             | 1-1                         |
| Total offense 500+ yards                   | 3-0                         |
| Allow 500+ yards total offense             | 0-0                         |
| Total offense 600+ yards                   | 1-0                         |
| Allow 600+ yards total offense             | 0-0                         |
| No turnovers                               | 1-0                         |
| Less than three turnovers                  | 2-2                         |
| Three or more turnovers                    | 0-1                         |
| No takeaways                               | 1-0                         |
| Two or more takeaways                      | 2-1                         |
| Commit fewer turnovers                     | 2-0                         |
| Equal turnovers                            | 1-1                         |
| Commit more turnovers                      | 0-2                         |
| Control time of possession                 | 2-1                         |
| Opponent controls time of possession       | 1-2                         |
| Games decided by 1-8 points                | 1-1                         |
| Games decided by 9-16 points               | 0-0                         |
| Games decided by 17-24 points              | 0-0                         |
| Games decided by 25+ points                | 2-1                         |
| Win Coin Toss                              | 1-1                         |
| Lose Coin Toss                             | 2-2                         |
| Black Jerseys with White Numbers           | 2-2                         |
| Knightmode Black Jerseys with Gold Numbers | 0-0                         |
| Lightmode Jerseys with Gold Numbers        | 0-0                         |
| White Jerseys                              | 1-0                         |

## KNIGHT NOTES

### MALZAHN VERSUS RANKED OPPONENTS

Gus Malzahn-coached teams have been at their best against the toughest competition, as Malzahn has recorded 23 wins against ranked opponents in his 13-year tenure as a head coach. Saturday's game marks the first ranked opponent that the Knights will play this season.

At UCF, Malzahn is 3-3 versus ranked opponents as the Knights dominated their last matchup against a ranked foe, taking down then-No. 15 Oklahoma State, 45-3, in the program's annual space game last season.

2012: 0-2

2013: 5-2

2014: 3-4

2015: 1-3

2016: 2-4

2017: 3-3

2018: 2-3

2019: 3-4

2020: 1-4

2021: 0-1

2022: 2-1

2023: 1-1

### EXPLOSIVE PLAYS

UCF leads the Big 12 Conference in explosive running plays, as the Knights have recorded 49 rushing plays of at least 10 yards. Additionally, the Black and Gold pace the league and rank fourth nationally in most offensive plays of 20 or more yards with 41.

Running back RJ Harvey leads the Big 12 and ranks sixth nationally with 23 rushing plays of at least 10 yards. His nine rushing touchdowns are the most in the conference and 10th nationally.

In addition, the Black and Gold own 24 explosive passing plays of at least 20 yards this season. Wide receiver Kobe Hudson's 11 receiving plays of at least 20 yards are the third most among league players.

UCF has run 32 plays that have amassed 20+ yards, tied for the third most in the Big 12 behind Texas Tech (38), Oklahoma State (33) and tied with Baylor (32).

In contrast, UCF's defense has been strong against the run, allowing just 91.2 rushing yards per game. That mark is second in the Big 12 and the 12th-fewest nationally. The Knights have yielded just 15 rushing plays of 10 yards or more - the fewest in the league and eighth-best among FBS programs.

### 29 AND COUNTING

Wide receiver Kobe Hudson has recorded at least one catch in 29 consecutive games, dating back to the SMU game in 2022, which is tied with Ranell Hall for eighth all-time in UCF history for most consecutive games with a reception.

Hudson recorded his third 100+ yard receiving game against the Bearcats on Saturday, hauling in seven catches for 114 yards and one touchdown.

The Pine Mountain, Georgia, native's 477 receiving yards this season lead the Knights and rank among the conference's top 10. Hudson's 20.7 yards per catch average is the best in the league and 18th nationally.



## KNIGHT NOTES (Cont.)

### EXTENDED ACTION FOR BROWN

In his first extended action in a UCF uniform, quarterback Jacurri Brown passed and ran for career highs in both categories. He completed 13-of-20 passes for 207 yards with a touchdown and rushed 16 times for 84 yards.

Brown found Hudson for his first TD pass of the season on a 15-yard reception.

### STRONG START FOR REDDICK

Redshirt freshman kicker Grant Reddick was ready when his number was called against Florida on Oct. 5, as the Orlando native was a perfect 2-for-2 on field goal attempts and converted his only PAT attempt.

He split the uprights from 27 yards out on his first career field goal attempt in the first quarter of the contest and he made a 37-yard field goal in the third quarter.

Reddick connected on two field goals against Cincinnati on Oct. 12 and made an extra point.

### FIRST CAREER INTERCEPTIONS

He had appeared in 44 games during his tenure as a Knight, but in his 45th career game, senior cornerback BJ Adams tallied his first career interception. After numerous pass breakups, the Atlanta native reeled in his first pick in the first quarter of the Cincinnati game.

Similarly to Adams, defensive back Ladarius Tennison secured his first career interception in the 54th game of his career, stepping in front of a pass in the second quarter.

### BARR TABBED CAMPBELL TROPHY SEMIFINALIST FOR SECOND CONSECUTIVE YEAR

For the second consecutive year, UCF linebacker Ethan Barr has been named a semifinalist for the William V. Campbell Trophy. The award recognizes an individual as the absolute best in the country for his combined academic success, football performance and exemplary leadership, and the candidates also comprise the pool of nominees for the 2024 NFF National Scholar-Athlete Awards Presented by Fidelity Investments.

Barr, who joined the Knights in January after spending his first four seasons at Vanderbilt and earning his undergraduate degree in human and organizational development, is currently pursuing a master's degree in educational leadership with a 3.91 grade-point average and has earned all A's through the first month of this fall's academic coursework.

### MARSHALL NAMED TO JASON WITTEN MAN OF THE YEAR WATCH LIST

UCF senior Marcellus Marshall has been tabbed to the eighth annual Jason Witten Collegiate Man of the Year Watch List. The award is presented annually to student-athletes that demonstrate a record of leadership by exhibiting exceptional courage, integrity and sportsmanship both on and off the field.

Marshall has started each game for the Knights this season and has led a stellar offensive line unit that has paved the way for one of the nation's top rushing offenses.

Voted a team captain prior to the season, Marshall is a vocal team leader and has also displayed his leadership in the community. Most recently, he was heavily involved in UCF's Childhood Cancer Awareness Game, interacting with the patients and helping them design the helmet

decals that wore worn against Sam Houston.

### HALFTIME ADJUSTMENTS

The Knights have scored more points (72) in the third quarters of games this season than any other quarter and have held opponents to just 27 points. The 45-point difference is also the largest delta in any quarter this year.

### RUNNING WILD

After ranking among the nation's top 10 in rushing offense the past two seasons, UCF is in the midst of another strong year on the ground in 2024. UCF has now rushed for 1,608 yards with 15 touchdowns on the ground through the first six games of the season.

The Knights are fourth in the nation with 268.0 rushing yards per game, which is nearly 20 more than the next-closest Power Four Conference team (Tennessee 246.2).

The Black and Gold rushed for 454 yards in the season opener against New Hampshire, the second most in program history. Additionally, UCF's 8.4 rushing yards per carry were the second most in a single game in program history.

The Knights were fourth nationally in rushing offense with 228.2 rushing yards per game last season. UCF rushed for 200 or more yards in nine of its 13 games in 2023 and has picked up where it left off, rushing for at least 200 yards in three of its five games of 2024.

### HARVEY CLIMBING THE PROGRAM RECORD BOOKS

After scoring a rushing touchdown at Florida, UCF running back RJ Harvey has taken over sole possession of fourth (30) on UCF's career rushing touchdowns list. UCF Hall of Famer Latavius Murray is third on the list with 37.

In addition, Harvey has 2,815 career rushing yards to rank fourth all-time behind Willie English with 3,131.

Harvey tied the program record and set a career high with four rushing touchdowns in the Knights' 45-14 victory against Sam Houston on Sept. 7 and has continued to etch his name in the Knights' record books. The Orlando native finished with 126 rushing yards on 19 carries, finding the end zone four times – the first UCF player to do so since Isaiah Bowser in 2021.

### FULL CIRCLE FOR WHITEMORE

UCF wide receiver Trent Whittemore has played numerous games at Ben Hill Griffin Stadium, but none of them have been from the visiting team sideline. After spending his first four years as a member of Florida's football program (2019-22) and earning his degree in sport management, Whittemore transferred into the Knights' program ahead of the 2023 season. His father, Mark, played wide receiver at UCF from 1991-94 and his mother, Missy, played volleyball for UF from 1992-95. Whittemore grew up in Gainesville and attended Buchholz High School.





## KNIGHT NOTES (Cont.)

### HARVEY NATIONAL RB, BIG 12 OFFENSIVE PLAYER OF THE WEEK

After earning Big 12 Offensive Player of the Week honors, UCF running back RJ Harvey was selected as the Doak Walker Award National Running Back of the Week on Tuesday, Sept. 16.

Last season, Harvey was a semifinalist for the Doak Walker Award, presented annually to the nation's top running back, and was on the 2024 preseason watch list. Harvey's standout performance helped lead UCF to a win in its conference opener on Saturday at TCU, as he rushed for 180 yards on 29 carries with two touchdowns in the Knights' 35-34 win against the Horned Frogs in Fort Worth, Texas. Orlando's Hometown Hero also scored his second career receiving touchdown to end the day with 209 all-purpose yards and three total touchdowns.

He had seven rushes of 10 or more yards in the win, headlined by a 27-yard rushing TD in the fourth quarter, which was the longest rush for either team in the game.

### HISTORIC COMEBACK

Trailing 21-7 at halftime and 28-7 following the first drive of the second half, UCF was unfazed in its win at comeback win at TCU, as the Knight chipped away at the deficit. The Knights outscored TCU 13-10 in the third quarter and 15-3 in the fourth quarter to open Big 12 play with a win.

The comeback win ties the Boise State game from 2021 and the Louisville game from 2013, head coach Gus Malzahn's first game leading the Knights, for the largest come-from-behind win in program history. In just four seasons, Malzahn has guided his teams to two of the largest comeback wins in program history.

### HUGE GAME FOR HUDSON

Wide receiver Kobe Hudson turned in one of his best games of his career in the win at TCU, as the fifth year tallied six catches for 145 yards with a pair of touchdown grabs, including the game-winner with 36 seconds remaining.

The 145 yards were just two shy of his career high 147, achieved in the Villanova win last season. For his performance, Hudson was named to the Pro Football Focus (PFF) Big 12 Team of the Week and was also tabbed the Reese's Senior Bowl Stock Up Player of the Week.

### CLUTCH WHEN IT COUNTS

After helping lead UCF to a 35-34 comeback win at TCU, quarterback KJ Jefferson was selected to the Davey O'Brien Great 8 List and a Manning Award Star of the Week on Tuesday, Sept. 17. Jefferson spearheaded a second-half rally for the Knights, as the Black and Gold overcame a 21-point deficit to defeat the Horned Frogs in the Big 12 Conference opener for both teams.

Hailing from Sardis, Mississippi, Jefferson finished the game 13-of-22 for 230 yards passing with three touchdowns and contributed 46 yards rushing to end the game with 276 total yards. He was at his best in the second half, as he was 9-of-11 for 166 yards with two touchdowns.

Jefferson had a 191.9 quarterback rating for the game, connecting on nine of his last 11 passes, including his first five passes of the second half. On UCF's game-winning drive, he was 4-of-5 for 54 yards and found wide receiver Kobe Hudson across the middle on a post route to knot the score at 34-34 before Colton Boomer's extra point split the uprights to give UCF the one-point victory.

### THAT'S NEW

The Black and Gold's first four opponents of 2024 (New Hampshire, Sam Houston, TCU and Colorado) are all first-time opponents. Additionally, UCF head coach Gus Malzahn is also facing those four opponents for the first time in his 13-year head coaching tenure. In total, the Knights' 2024 slate features seven first-time opponents (Iowa State, Arizona and Utah).

### NEW LOOK SCHEDULE

Despite being in its second year in the Big 12 Conference, UCF only plays two opponents that it played in 2023 – Cincinnati and West Virginia. That mark is tied with BYU (Kansas and Oklahoma State) for the fewest among returning Big 12 teams.

### ALL OF THE NEWCOMERS

UCF is the only team in the Big 12 that will play each of the four newcomers to the league. The Knights host Colorado (Sept. 28), Arizona (Nov. 2) and Utah (Nov. 29), while traveling to Arizona State on Nov. 9.

### VETERAN EXPERIENCE

UCF has veteran experience on both sides of the ball, as the Knights have numerous players ranked among the nation's top 25 in various active career categories. Below is a comprehensive list.

#### RJ Harvey

Total TDs Scored (33): 8th  
Rushing Touchdowns (30): 9th  
Rushing Yards (2,909): 9th  
Rushes per game (13.0): 22nd

#### Kobe Hudson

Receiving Yards Per Catch (17.0): 3rd  
Receiving Touchdowns (22): 9th  
Receiving Yards (2,668): 12th  
Receiving Yards Per Game (49.4): 25th

#### KJ Jefferson

Passing Yards Per Attempt (8.34): 5th  
Total TDs Responsible (97): 4th  
Total Offense (10,992): 6th  
Rushing Touchdowns by a QB (23): 7th  
Passing Touchdowns (74): 7th  
Completion Percentage (65.0): 10th  
Passing Efficiency (153.25): 11th  
Passing Yards (8,923): 15th  
Passing Completions (690): 17th  
Rushing Touchdowns (23): 22nd

#### Deshawn Pace

Total Tackles (274): 17th  
Interceptions (7): 22nd



**CHILDHOOD CANCER AWARENESS GAME**

The UCF football team, in conjunction with the Orlando Health Arnold Palmer Hospital for Children, recognized Childhood Cancer Awareness Month in last Saturday's game against Sam Houston.



After a successful spring game, which featured pediatric patients from the hospital creating their own UCF helmet logos for the game, the helmets helped showcase the brave patients once again during Childhood Cancer Awareness Month as they continue in the fight for their lives. The football team donned specially designed logos on each side of their helmets.

**OFFENSIVE GURU**

Known as one of the best offensive minds in college football, not only have UCF offenses ranked among the nation's best each season under head coach Gus Malzahn, but also several of the nation's other top offenses have connections to Malzahn.

North Carolina, which ranked seventh nationally in total offense (491.2) last season, is led by offensive coordinator Chip Lindsey, who spent the 2022 season as UCF's offensive coordinator and also worked under Malzahn at Auburn. Texas State head coach GJ Kinne had the Bobcats ranked 15th in total offense last year. Kinne accepted the head coaching job after spending the 2021 season as the Knights' offensive coordinator.

SMU, which was 16th in the nation in total offense in 2023, is coached by Rhett Lashlee, who Malzahn coached at Springdale High School in Arkansas and then later hired at Auburn.

**ELITE TERRITORY**

UCF head coach Gus Malzahn is the only coach to ever win 100 career games as a high school coach and 100 career games at the FBS level as a collegiate head coach. Malzahn was the head coach at Hughes High School from 1992-1995, Shiloh Christian High School from 1996-2000 and Springdale High School from 2001-05 with all three located in the state of Arkansas.

Malzahn's first collegiate head coaching job was at Arkansas State in 2012, before spending the next eight seasons at Auburn and then taking over at UCF.

**UCF CONSISTENTLY AMONG NCAA STAT LEADERS**

UCF finished the 2023 season ranked among the top 10 in two major offensive categories: eighth nationally in total offense (487.0 yards per game) and fourth in rushing offense (228.2).

The Knights are no strangers to qualifying among the nation's top offenses and rushing attacks. Here's a recent history of where UCF has landed in final NCAA stat numbers and rankings:

**Total Offense**

|      |      |       |
|------|------|-------|
| 2024 | 13th | 473.8 |
| 2023 | 8th  | 487.0 |
| 2020 | 2nd  | 568.1 |
| 2019 | 2nd  | 540.5 |
| 2018 | 5th  | 522.7 |
| 2017 | 5th  | 530.5 |

**Rushing**

|      |      |       |
|------|------|-------|
| 2024 | 4th  | 268.0 |
| 2023 | 4th  | 228.2 |
| 2022 | 9th  | 228.4 |
| 2019 | 19th | 223.8 |
| 2018 | 8th  | 265.2 |

**HOME-FIELD ADVANTAGE**

UCF's all-time record of 84-28 (.757) ranks in the top 15 in the nation for best win percentage in a current home stadium. The Knights earned win No. 80 against Villanova in 2023.

Since 2017, the Knights are 41-8 in home games at FBC Mortgage Stadium.

The Knights finished last season with a 4-2 home record and were undefeated at home in 2021, marking the seventh time in UCF's FBS era, the ninth overall, and the fourth time in five years.

**UCF AT HOME****2017 (7-0)**

W—Florida International (8-31-17)  
 W—Memphis  
 W—East Carolina  
 W—Austin Peay  
 W—Connecticut  
 W—#22 South Florida  
 W—#16 Memphis (AAC Championship)

**2018 (8-0)**

W—South Carolina State  
 W—Florida Atlantic  
 W—Pittsburgh  
 W—SMU  
 W—Temple  
 W—Navy  
 W—#19 Cincinnati  
 W—Memphis (AAC Championship)

**2019 (6-0)**

W—Florida A&M  
 W—Stanford  
 W—Connecticut  
 W—East Carolina  
 W—Houston  
 W—South Florida

**2020 (2-2)**

L—Tulsa (34-26, 10-3-20, ended 21-game home win streak)  
 W—Tulane  
 W—Temple  
 L—#7 Cincinnati (36-33, 11-21-20)

**2021 (7-0)**

W—Boise State  
 W—Bethune-Cookman  
 W—East Carolina  
 W—Memphis  
 W—Tulane  
 W—Connecticut  
 W—South Florida

**2022 (5-2)**

W—South Carolina State  
 L—Louisville, 20-14, 9-9-22, ended eight-game home win streak  
 W—Georgia Tech  
 W—SMU  
 W—Temple  
 W—#20 Cincinnati  
 L—Navy

**2023 (4-2)**

W—Kent State  
 W—Villanova  
 L—Baylor  
 L—West Virginia  
 W—#15 Oklahoma State  
 W—Houston

**2024 (2-2)**

W—New Hampshire  
 W—Sam Houston  
 L—Colorado  
 L—Cincinnati

**KEEP AN EYE ON...**

Seven UCF student-athletes appeared on a preseason watch list in advance of the start of the 2024 season. Below is a comprehensive list:

- RB RJ Harvey (Doak Walker Award, Maxwell Award)
- WR Kobe Hudson (Biletnikoff Award)
- DT Lee Hunter (Outland Trophy, Bednarik Award, Lombardi Trophy, Bronko Nagurski Trophy)
- QB KJ Jefferson (Maxwell Award, Davey O'Brien Award, Johnny Unitas Award)
- OL Caden Kitler (Earl Campbell Tyler Rose Award)
- WR Xavier Townsend (Paul Hornung Award)
- DB William Wells (Wuerffel Trophy)

**NEW COORDINATORS, NEW COACHES**

UCF's offense and defense could look different in 2024, as the Knights have new coordinators on both sides of the ball. Tim Harris Jr. returns to the Black and Gold to help direct the offense after spending the 2023 season at Miami. He spent the 2021-22 seasons on staff with the Knights in Malzahn's first two seasons.

Ted Roof, who won a national championship with Malzahn when the two were coordinators at Auburn in 2010, takes over the defense for the season. Additionally, Trovon Reed was hired as cornerbacks coach in January 2024.

**LEADING THE CHARGE**

Quarterback KJ Jefferson, running back RJ Harvey, offensive lineman Marcellus Marshall and linebacker Ethan Barr have been voted team captains of the 2024 UCF football quad. The selections mark the first time that each captain has been a transfer student-athlete.

**SENIOR BOWL WATCH LIST**

A program-record 11 UCF football standouts—defensive back Brandon Adams, defensive tackle Ricky Barber, running back Peny Boone, running back RJ Harvey, wide receiver Kobe Hudson, defensive lineman Lee Hunter, quarterback KJ Jefferson, defensive end Malachi Lawrence, offensive lineman Marcellus Marshall, defensive back Mac McWilliams and linebacker Deshawn Pace — were named to the watch list for the 2025 Reese's Senior Bowl All-Star Game.

Held annually in Mobile, Alabama, the 2025 game is slated for Saturday, Feb. 1, 2025 at Hancock Whitney Stadium on the South Alabama campus.

**PRESEASON PROJECTIONS**

For the second consecutive year, UCF was picked to finish eighth in the Big 12 Conference Preseason Poll by the media. Conference newcomer Utah was picked to win the league in 2024.

**2024 Big 12 Football Media Preseason Poll**

|                        |            |
|------------------------|------------|
| 1. Utah (20)           | 906        |
| 2. Kansas State (19)   | 889        |
| 3. Oklahoma State (14) | 829        |
| 4. Kansas (5)          | 772        |
| 5. Arizona (3)         | 762        |
| 6. Iowa State          | 661        |
| 7. West Virginia       | 581        |
| <b>8. UCF</b>          | <b>551</b> |
| 9. Texas Tech          | 532        |
| 10. TCU                | 436        |
| 11. Colorado           | 400        |
| 12. Baylor             | 268        |
| 13. BYU                | 215        |
| 14. Cincinnati         | 196        |
| 15. Houston            | 157        |
| 16. Arizona State      | 141        |

**UCF FOOTBALL ON THE RADIO**

Longtime UCF radio play-by-play veteran Marc Daniels is in his 30th season in that role in 2024. He's also UCF's director of broadcasting. Analyst Gary Parris (a former Florida State player) is in his 29th season in that position. They are joined by Scott Adams (pre-game host and sideline reporter—in his 23rd season) and Frank Lovre (engineer, in his 33rd season).

Pre-game coverage begins two hours before kickoff and features a preview of the game with interviews from UCF players and coaches—including coach Gus Malzahn and athletics director Terry Mohajir. All games and radio shows can be heard on 96.9FM/740AM—and UCF fans can access all broadcasts from anywhere with the iHeart app (search for 96.9 The Game).



## MALZAHN VS. OPPONENTS

|                            |     |                           |     |
|----------------------------|-----|---------------------------|-----|
| Alabama.....               | 3-5 | Ole Miss.....             | 7-1 |
| Alabama A&M.....           | 1-0 | Mississippi State.....    | 5-3 |
| Alabama State.....         | 1-0 | Missouri.....             | 2-0 |
| Alcorn State.....          | 1-0 | Navy.....                 | 0-2 |
| Arkansas.....              | 7-1 | Nebraska.....             | 0-1 |
| Arkansas State.....        | 2-0 | New Hampshire.....        | 1-0 |
| Baylor.....                | 0-1 | North Texas.....          | 1-0 |
| Bethune-Cookman.....       | 1-0 | Oklahoma.....             | 0-2 |
| Boise State.....           | 2-0 | Oklahoma State.....       | 1-0 |
| Cincinnati.....            | 2-2 | Oregon.....               | 1-1 |
| Clemson.....               | 0-2 | Purdue.....               | 1-0 |
| Colorado.....              | 0-1 | Samford.....              | 2-0 |
| Duke.....                  | 0-1 | Sam Houston.....          | 1-0 |
| East Carolina.....         | 1-1 | San Jose State.....       | 2-0 |
| Florida.....               | 1-2 | South Alabama.....        | 1-0 |
| Florida Atlantic.....      | 2-0 | South Carolina.....       | 1-1 |
| Florida International..... | 1-0 | South Carolina State..... | 1-0 |
| Florida State.....         | 0-1 | SMU.....                  | 1-1 |
| Georgia.....               | 2-7 | Southern Miss.....        | 1-0 |
| Georgia Southern.....      | 1-0 | South Florida.....        | 2-0 |
| Georgia Tech.....          | 1-1 | TCU.....                  | 1-0 |
| Houston.....               | 1-0 | Temple.....               | 2-0 |
| Idaho.....                 | 1-0 | Tennessee.....            | 2-1 |
| Jacksonville State.....    | 1-0 | Texas A&M.....            | 5-3 |
| Kansas.....                | 0-1 | Texas Tech.....           | 0-1 |
| Kansas State.....          | 1-1 | Troy.....                 | 1-0 |
| Kent State.....            | 2-0 | Tulane.....               | 3-1 |
| Kentucky.....              | 2-0 | UCF.....                  | 0-1 |
| Liberty.....               | 1-0 | UConn.....                | 1-0 |
| LSU.....                   | 3-5 | Vanderbilt.....           | 1-0 |
| Louisiana.....             | 1-0 | Villanova.....            | 1-0 |
| ULM.....                   | 3-0 | Washington.....           | 1-0 |
| Louisiana Tech.....        | 1-0 | Washington State.....     | 1-0 |
| Louisville.....            | 1-2 | West Virginia.....        | 0-1 |
| Memphis.....               | 3-0 | Western Carolina.....     | 1-0 |
| Mercer.....                | 1-0 | Western Kentucky.....     | 0-1 |
| Middle Tennessee.....      | 1-0 | Wisconsin.....            | 0-1 |
| Minnesota.....             | 0-1 |                           |     |

## MEDIA POLICIES

## INTERVIEW POLICY

All interviews must be coordinated through the UCF Athletics strategic communications office. Please do not attempt to contact players, coaches or other team personnel directly by any means of communication, including personal phone numbers, email and social media accounts.

## CLOSED PRACTICES

Practices are not open to the media during the season.

## MEDIA AVAILABILITIES

The UCF football team will hold a Monday press conference with head coach Gus Malzahn and two players each week at 11:30 a.m. in the Steve and Brenda Sloan Media Room at FBC Mortgage Stadium.

## POSTGAME INTERVIEWS

Coach Malzahn and selected student-athletes will meet the media following the game in the Steve and Brenda Sloan media room for home games and will use a designated location for road games. UCF's locker room is closed to the media.

## COLLEGEPRESSBOX.COM

Collegepressbox is the official media website for Division I football. Access and download game notes, quotes, statistics, record books, headshots, logos and more for all FBS schools, conferences, postseason games, awards and the College Football Playoff. For access, please register for an account at collegepressbox.com/register. And please follow us on social media.

## ATTENDANCE NOTES

## Milestone Attendance Marks

• Including an exhibition game against Team Moscow in 1992, **6,427,347** spectators have attended UCF home games since 1979.

• Including all games, home, away, neutral and exhibition, since 1979 **12,931,870** spectators have watched the Knights play in person.

• Since opening FBC Mortgage in 2007, **3,618,789** fans have attended UCF home football games.

## Largest Home Crowds in UCF History

| Opponent (Year)                | Attendance |
|--------------------------------|------------|
| 1. Tulsa (2005 - C-USA Champ.) | 51,978     |
| 2. Virginia Tech (2000)        | 50,220     |
| 3. Miami (2009)                | 48,453     |
| 4. Cincinnati (2018)           | 47,795     |
| 5. South Carolina (2013)       | 47,605     |
| 6. South Florida (2017)        | 47,129     |
| 7. South Florida (2008)        | 46,805     |
| 8. South Florida (2006)        | 46,708     |
| 9. Marshall (2007)             | 46,103     |
| 10. South Florida (2013)       | 45,952     |

UCF played at the Florida Citrus Bowl from 1979-06 until FBC Mortgage Stadium opened in 2007.

## Largest Away Crowds in UCF History

| Opponent (Year)      | Attendance |
|----------------------|------------|
| 1. Michigan (2016)   | 109,295    |
| 2. Ohio State (2012) | 104,745    |
| 3. Penn State (2002) | 103,029    |
| 4. Penn State (2004) | 101,715    |
| 5. Texas (2009)      | 101,003    |
| 6. Penn State (2013) | 92,855     |
| 7. Florida (2024)    | 90,369     |
| 8. Florida (2006)    | 90,210     |
| 9. Georgia (1999)    | 86,117     |
| 10. Florida (1999)   | 85,346     |

## RECORD AT FBC MORTGAGE STADIUM

|                     |             |
|---------------------|-------------|
| OVERALL             | 84-28       |
| CONFERENCE          | 52-18       |
| POSTSEASON          | 3-0         |
| Outscored Opponents | 3,508-1,926 |

## GAMES (without 1992 exhibition game)

|     |          |                     |   |       |
|-----|----------|---------------------|---|-------|
| 1   | 9/22/79  | at St. Leo          | W | 21-0  |
| 100 | 10/8/88  | New Haven           | L | 23-31 |
| 200 | 9/27/97  | at Auburn           | L | 14-41 |
| 250 | 11/24/01 | Louisiana-Lafayette | W | 31-0  |
| 300 | 9/9/06   | at Florida          | L | 0-42  |
| 350 | 9/4/10   | South Dakota        | W | 38-7  |
| 400 | 11/29/13 | S. Florida          | W | 23-20 |
| 450 | 11/18/17 | at Temple           | W | 45-19 |
| 500 | 11/20/21 | UConn               | W | 49-17 |
| 535 | 10/12/24 | Cincinnati          | L | 19-13 |

## HOME WINS

|     |          |              |       |
|-----|----------|--------------|-------|
| 1   | 9/29/79  | Fort Benning | 7-6   |
| 100 | 10/26/02 | Akron        | 28-17 |
| 195 | 9/7/24   | Sam Houston  | 45-14 |

## AWAY WINS (does not include neutral-sites)

|    |          |            |       |
|----|----------|------------|-------|
| 1  | 9/22/79  | at St. Leo | 21-0  |
| 50 | 10/24/09 | at Rice    | 49-7  |
| 96 | 9/14/24  | at TCU     | 35-34 |

## FOOTBALL BOWL SUBDIVISION ERA GAMES

|     |          |                |   |       |
|-----|----------|----------------|---|-------|
| 1   | 8/29/96  | William & Mary | W | 39-33 |
| 100 | 11/13/04 | at Ball State  | L | 17-21 |
| 300 | 10/24/20 | Tulane         | W | 51-34 |
| 351 | 10/12/24 | Cincinnati     | L | 19-13 |

## FOOTBALL BOWL SUBDIVISION ERA WINS

|     |          |                |             |
|-----|----------|----------------|-------------|
| 1   | 8/29/96  | William & Mary | 39-33       |
| 50  | 10/21/05 | Tulane         | 34-24       |
| 100 | 10/13/12 | Southern Miss  | 38-31 (2OT) |
| 150 | 9/29/18  | Pittsburgh     | 45-14       |
| 201 | 9/14/24  | at TCU         | W 35-34     |



## 2024 UCF ROSTER

| No. | Name                | Pos. | Ht.  | Wt. | Year  | Hometown/High School (Previous School)            |
|-----|---------------------|------|------|-----|-------|---|
| 0   | Johnny Richardson   | RB   | 5-7  | 170 | 5th   | Lake Wales, Fla./Lake Wales                       |
| 0   | BJ Adams            | DB   | 6-3  | 190 | Sr.   | Atlanta, Ga./Arabia Mountain                      |
| 1   | KJ Jefferson        | QB   | 6-3  | 247 | 5th   | Sadie, Miss./North Panola (Arkansas)              |
| 1   | Ja'Cari Henderson   | DB   | 6-0  | 171 | r-So. | Sanford, Fla./Seminole                            |
| 2   | Kobe Hudson         | WR   | 6-1  | 200 | 5th   | Pine Mountain, Ga./Troup County (Auburn)          |
| 2   | Lee Hunter          | DT   | 6-4  | 320 | r-Jr. | Mobile, Ala./Blount (Auburn)                      |
| 3   | Deshawn Pace        | LB   | 6-2  | 212 | 5th   | Cincinnati, Ohio (Colerain/Cincinnati)            |
| 4   | Chauncey Magwood    | WR   | 6-0  | 187 | r-Jr. | Leesburg, Ga./Lee County (Kentucky)               |
| 4   | Braeden Marshall    | DB   | 5-10 | 183 | So.   | Lake Mary, Fla./Lake Mary                         |
| 5   | Randy Pittman Jr.   | TE   | 6-2  | 225 | So.   | Panama City, Fla./Mosley                          |
| 5   | Ricky Barber        | DT   | 6-3  | 295 | 5th   | Louisville, Ky./Doss (Western Kentucky)           |
| 6   | Kylan Fox           | TE   | 6-4  | 229 | Fr.   | Valdosta, Ga./Grayson                             |
| 6   | Isaiah Nixon        | DE   | 6-4  | 240 | r-Fr. | St. Petersburg, Fla./Lakewood                     |
| 7   | RJ Harvey           | RB   | 5-9  | 208 | 5th   | Orlando, Fla./Edgewater (Virginia)                |
| 7   | Antione Jackson     | DB   | 6-1  | 175 | So.   | Lauderhill, Fla./Dillard (East Carolina)          |
| 8   | Bredell Richardson  | WR   | 6-1  | 195 | Fr.   | Tampa, Fla./Carrollwood Day                       |
| 8   | Demari Henderson    | DB   | 6-0  | 179 | Jr.   | Sanford, Fla./Seminole                            |
| 9   | Ja'Varrius Johnson  | WR   | 5-10 | 180 | 5th   | Trussville, Ala./Hewitt-Trussville (Auburn)       |
| 9   | Sheldon Arnold      | DB   | 6-1  | 191 | 5th   | Loganville, Ga./Loganville (ETSU)                 |
| 10  | Dylan Rizk          | QB   | 6-2  | 205 | r-Fr. | Fort Lauderdale, Fla./Cardinal Gibbons            |
| 10  | Quadric Bullard     | DB   | 6-0  | 170 | 5th   | Dania Beach, Fla./Chaminade-Madonna               |
| 11  | Jacurri Brown       | QB   | 6-4  | 220 | r-So. | Valdosta, Ga./Lowndes (Miami)                     |
| 11  | Nyjalik Kelly       | DE   | 6-5  | 250 | Jr.   | Oakland Park, Fla./Dillard (Miami)                |
| 12  | EJ Colson           | QB   | 6-1  | 200 | Fr.   | Byron, Ga./Cedar Grove                            |
| 13  | Peny Boone          | RB   | 6-1  | 232 | Sr.   | Detroit, Mich./Martin Luther King (Toledo)        |
| 13  | Ladarius Tennison   | DB   | 5-10 | 200 | 5th   | Rockledge, Fla./Rockledge (Auburn/Ole Miss)       |
| 14  | Jesiah Pierre       | LB   | 6-2  | 246 | 5th   | Mount Dora, Fla./Mt. Dora Christian (Texas Tech)  |
| 15  | Tyree Patterson     | WR   | 6-2  | 186 | r-Fr. | Eustis, Fla./Eustis                               |
| 15  | Daylan Dotson       | DE   | 6-3  | 255 | r-Sr. | Savannah, Ga./Jenkins (Tennessee-Martin)          |
| 16  | Jacoby Jones        | WR   | 6-3  | 228 | 5th   | Tunica, Miss./Rosa Fort (Ohio)                    |
| 16  | TJ Bullard          | LB   | 6-1  | 200 | r-So. | Tampa, Fla./Berkeley Prep                         |
| 17  | Riley Trujillo      | QB   | 6-3  | 219 | Fr.   | Jacksonville, Fla./Bartram Trail                  |
| 17  | Jaylen "AP" Heyward | DB   | 6-0  | 185 | Fr.   | Rockledge, Fla./Rockledge                         |
| 18  | Jakob Gude          | DB   | 5-11 | 182 | Fr.   | Atlanta, Ga./Langston Hughes                      |
| 19  | Jarrad Baker        | WR   | 5-11 | 170 | 5th   | Eau Gallie, Fla./Eau Gallie                       |
| 19  | Hudson Gibbs        | DB   | 5-9  | 185 | r-Fr. | Winter Park, Fla./Winter Park                     |
| 20  | Kam Ingram          | RB   | 5-8  | 184 | r-Jr. | Auburn, Ala./Fayetteville (Bethune-Cookman)       |
| 20  | Mac McWilliams      | DB   | 5-10 | 185 | r-Sr. | Pensacola, Fla./Pine Forest (UAB)                 |
| 21  | Stacy Gage          | RB   | 5-11 | 210 | Fr.   | Tampa, Fla./St. Thomas Aquinas                    |
| 21  | Cedrick Hawkins     | DB   | 6-0  | 185 | r-Fr. | Titusville, Fla./Cocoa (Ohio State)               |
| 22  | Myles Montgomery    | RB   | 5-11 | 205 | r-Jr. | Jacksonville, Fla./Fletcher (Cincinnati)          |
| 22  | Qua Birdsong        | LB   | 6-3  | 202 | Fr.   | Roanoke, Ala./Troup County                        |
| 23  | Tre'Quon Fegans     | DB   | 6-1  | 190 | r-So. | Alabaster, Ala./Thompson (Alabama/USC)            |
| 24  | Xe'ree Alexander    | LB   | 6-2  | 223 | So.   | Auburn, Wash./Kennedy Catholic (Idaho)            |
| 25  | Camden Vining       | LB   | 6-0  | 225 | r-Jr. | Bradenton, Fla./St. Stephens Episcopal            |
| 26  | Brock Hansel        | QB   | 5-10 | 168 | r-So. | Lake Worth, Fla./Park Vista                       |
| 26  | Christian Peterson  | DB   | 5-9  | 175 | Fr.   | Dothan, Ala./Westlake                             |
| 27  | Chasen Johnson      | DB   | 6-1  | 181 | Fr.   | Sanford, Fla./Seminole                            |
| 28  | Andrew Harris       | LB   | 6-2  | 223 | So.   | Altamonte Springs, Fla./Lake Brantley             |
| 31  | DJ McCormick Jr.    | LB   | 6-1  | 201 | Fr.   | Rockledge, Fla./Rockledge                         |
| 32  | Ethan Barr          | LB   | 6-3  | 245 | 5th   | Flower Mound, Texas/Marcus (Vanderbilt)           |
| 32  | Michael Carter      | P    | 6-2  | 188 | r-So. | Clermont, Fla./Lake Minneola                      |
| 33  | Grant Reddick       | K/P  | 5-10 | 200 | r-Fr. | Orlando, Fla./Boone                               |
| 34  | Terrell Jackson     | DB   | 6-1  | 181 | r-So. | Jacksonville, Fla./Trinity Christian              |
| 36  | Chase Jarrett       | DB   | 6-0  | 195 | Fr.   | Tampa, Fla./Plant                                 |
| 37  | Preston Foreman     | RB   | 5-11 | 190 | r-So. | Cocoa Beach, Fla./Viera                           |
| 38  | Jashad Presley      | DB   | 6-2  | 220 | Fr.   | Orlando, Fla./Dr. Phillips                        |
| 39  | R.D. Cooper         | DB   | 6-2  | 185 | r-Jr. | Fort Myers, Fla./Fort Myers (North Alabama)       |
| 40  | Mitch McCarthy      | P    | 6-5  | 230 | Jr.   | Melbourne, Australia/Frankston                    |
| 41  | Jack Morgan         | TE   | 6-4  | 215 | r-Jr. | Mount Dora, Fla./Mount Dora                       |
| 41  | Gage King           | LS   | 6-4  | 250 | 5th   | El Dorado Hills, Calif./Oak Ridge (Arizona State) |

## 2024 UCF ROSTER

| No. | Name               | Pos. | Ht.  | Wt. | Year  | Hometown/High School (Previous School)                            |
|-----|--------------------|------|------|-----|-------|---|
| 42  | Aidan Fedigan      | LS   | 6-0  | 213 | r-So. | DeLand, Fla./DeLand   |
| 43  | Tyler Wrenn        | RB   | 5-11 | 195 | r-So. | Fort Pierce, Fla./Vero Beach (Chowan)                             |
| 44  | Evan Morris        | TE   | 6-5  | 245 | 5th   | Ovid, Mich./Ovid-Elsie (Michigan State)                           |
| 44  | Matthew Alexander  | DT   | 6-3  | 280 | r-Jr. | Buford, Ga./Buford  |
| 45  | Quentin Hatch      | LB   | 6-1  | 215 | r-Jr. | Orlando, Fla./West Orange (Lake Erie College)                     |
| 46  | Nicholas Antoine   | DB   | 6-4  | 198 | r-Fr. | Daytona Beach, Fla./Mainland                                      |
| 48  | Troy Ford Jr.      | LB   | 6-2  | 235 | r-Fr. | Savannah, Ga./Calvary Day   |
| 49  | Quinten Johnson    | LB   | 6-0  | 240 | r-Jr. | Detroit, Mich./Voyager College Prep (Fresno City)                 |
| 50  | Pat Barnett        | OL   | 6-6  | 315 | r-Sr. | Key West, Fla./Key West   |
| 51  | Jack Bernstein     | LS   | 6-0  | 235 | r-So. | Alpharetta, Ga./Alpharetta (Georgia State)                        |
| 51  | Malachi Lawrence   | DE   | 6-4  | 250 | r-Jr. | Louisville, Ky./DuPont Manual                                     |
| 52  | Caden Kitler       | OL   | 6-3  | 295 | r-So. | Plano, Texas/John Paul II   |
| 53  | Keeron Henderson   | LB   | 6-2  | 225 | r-Jr. | Richmond, Va./Highland Springs (Army)                             |
| 54  | Waltclaire Flynn   | OL   | 6-2  | 304 | Fr.   | Grayson, Ga./Grayson  |
| 55  | Cameron Kinnie     | OL   | 6-3  | 315 | r-Sr. | Suwanee, Ga./Collins Hill (Georgia)                               |
| 55  | John Walker        | DT   | 6-4  | 300 | So.   | Kissimmee, Fla./Osceola   |
| 56  | Jonathan Cline     | OL   | 6-4  | 315 | r-Fr. | Cartersville, Ga./Cartersville                                    |
| 58  | Josh Dorsainvil    | DE   | 6-5  | 230 | r-Jr. | Orange Park, Fla./Ridgeview (Savannah State)                      |
| 59  | Keyon Cox          | OL   | 6-5  | 300 | r-Fr. | Phenix City, Ala./Central   |
| 62  | Jabari Brooks      | OL   | 6-3  | 335 | r-Sr. | Sandersville, Ga./Washington County (Samford)                     |
| 64  | Shaheem Hill       | OL   | 6-4  | 342 | r-So. | Orlando, Fla./Edgewater   |
| 66  | Colin Cook         | OL   | 6-3  | 339 | r-Sr. | Baton Rouge, La./Parkview Baptist (Evangel [Springfield])         |
| 68  | Ethan Higgins      | OL   | 6-6  | 280 | r-Fr. | Brooksville, Fla./Hernando Christian                              |
| 69  | Paul Rubelt        | OL   | 6-11 | 330 | r-Sr. | Frankfurt-Oder, Germany/Frankfurt-Oder                            |
| 70  | Chase Malamala     | OL   | 6-6  | 321 | Fr.   | Palm Beach Gardens, Fla./Benjamin                                 |
| 71  | Thomas Gearity     | OL   | 6-4  | 312 | Fr.   | St. Cloud, Fla./Osceola   |
| 72  | Marcellus Marshall | OL   | 6-5  | 310 | r-Sr. | Morgantown, W. Va./Morgantown (Kent State)                        |
| 74  | Matthew Prigmore   | OL   | 6-2  | 320 | r-Fr. | Weston, Fla./Cypress Bay  |
| 75  | Andrew Phelan      | OL   | 6-3  | 279 | r-Fr. | Orlando, Fla./East River  |
| 76  | Adrian Medley      | OL   | 6-5  | 305 | 5th   | Pensacola, Fla./Pensacola   |
| 77  | Keegan Smith       | OL   | 6-3  | 314 | r-Jr. | Jackson, Mich./ Jackson Lumen Christi Catholic (Central Michigan) |
| 78  | Amari Kight        | OL   | 6-7  | 318 | 5th   | Alabaster, Ala./Thompson (Alabama)                                |
| 80  | Trent Whittemore   | WR   | 6-4  | 211 | r-Sr. | Gainesville, Fla./Bucholz (Florida)                               |
| 81  | Kason Stokes       | WR   | 6-2  | 186 | Fr.   | Tampa, Fla./Armwood   |
| 82  | Jordyn Bridgewater | WR   | 6-0  | 170 | Fr.   | New Orleans, La./West Orange (FL)                                 |
| 83  | Reece Adkins       | TE   | 6-6  | 250 | r-Sr. | Lake Mary, Fla./Lake Mary (Eastern Kentucky)                      |
| 84  | Thomas Wadsworth   | TE   | 6-3  | 240 | r-So. | Melbourne, Fla./Melbourne   |
| 85  | Carson Hinshaw     | WR   | 5-10 | 170 | Fr.   | Lake Mary, Fla./Lake Mary   |
| 86  | Jordan Davis       | TE   | 6-4  | 250 | r-Sr. | Sanford, Fla./Seminole  |
| 87  | Dwartney Wortham   | WR   | 6-0  | 175 | r-So. | Columbus, Ga./Troup County  |
| 87  | Andrew Rumph       | DT   | 6-3  | 305 | r-Fr. | Palmetto, Fla./Palmetto   |
| 88  | Derrick LeBlanc    | DT   | 6-5  | 295 | r-Fr. | Opa-locka, Fla./Osceola (Oklahoma)                                |
| 88  | Grant Stevens      | TE   | 6-4  | 225 | r-So. | Ponte Vedra Beach, Fla./Nease                                     |
| 89  | Caleb Rollerson    | WR   | 6-2  | 205 | Fr.   | Ocala, Fla./Hawthorne   |
| 90  | Marcus Downs       | DT   | 6-5  | 300 | Fr.   | Greenville, S.C./Riverside  |
| 91  | Keshaun Hudson     | DT   | 6-1  | 323 | r-So. | Fort Lauderdale, Fla./Dillard                                     |
| 98  | Tyreek'e Robinson  | DT   | 6-2  | 320 | Fr.   | Bradenton, Fla./Manatee   |
| 98  | Kevin Carrigan     | K/P  | 6-1  | 198 | Jr.   | Warrington, Pa./Central Bucks South (Bloomsburg)                  |
| 99  | Jamaal Johnson     | DE   | 6-2  | 252 | r-So. | Miami, Fla./Chaminade-Madonna                                     |

## Coaching Staff

**Head Coach:** Gus Malzahn (Henderson State, 1990) - Fourth Season

**Defensive Coordinator/Linebackers:** Ted Roof (Georgia Tech, 1985) - First Season

**Offensive Coordinator/Wide Receivers:** Tim Harris Jr. (Miami, 2008) - Third Season, First as OC

**Associate Head Coach/Co-Defensive Coordinator/Defensive Backs:** Addison Williams (South Carolina, 2010) - Fourth Season

**Co-Offensive Coordinator/Quarterbacks:** Darin Hinshaw (UCF, 1993) - Second Season

**Special Teams Coordinator/Tight Ends:** Brian Blackmon (Troy, 1996) - Fourth Season

**Run Game Coordinator/Running Backs:** Kam Martin (Auburn, 2019) - Second Season

**Offensive Line:** Herb Hand (Hamilton, 1990) - Fourth Season

**Defensive Ends/Rush:** Kenny Ingram (Arkansas State, 1999) - Fourth Season

**Defensive Tackles:** Kenny Martin (Western Kentucky, 2012) - Fourth Season

**Cornerbacks:** Trovon Reed (Auburn, 2015) - First Season



## DEPTH CHART

### OFFENSE

|    |       |                                      |
|----|-------|--------------------------------------|
| QB | 11    | Jacurri Brown (6-4, 220, r-So.)      |
|    | or 12 | EJ Colson (6-1, 200, Fr.)            |
| RB | 7     | RJ Harvey (5-9, 220, 5th)            |
|    | 0     | Johnny Richardson (5-7, 170, 5th)    |
|    | or 13 | Peny Boone (6-1, 242, Sr.)           |
|    | or 22 | Myles Montgomery (5-11, 205, r-Jr.)  |
| TE | 5     | Randy Pittman Jr. (6-2, 225, So.)    |
|    | 44    | Evan Morris (6-5, 245, 5th)          |
| WR | 80    | Trent Whittemore (6-4, 211, r-Sr.)   |
|    | 4     | Chauncey Magwood (6-0, 187, r-Jr.)   |
| WR | 2     | Kobe Hudson (6-1, 200, 5th)          |
|    | 16    | Jacoby Jones (6-3, 228, 5th)         |
| WR | 9     | Ja'Varrius Johnson (5-10, 180, 5th)  |
|    | 19    | Jarrad Baker (5-11, 170, 5th)        |
| LT | 78    | Amari Kight (6-7, 318, r-Sr.)        |
|    | 59    | Keyon Cox (6-5, 280, r-Fr.)          |
| LG | 76    | Adrian Medley (6-5, 305, 5th)        |
|    | 62    | Jabari Brooks (6-3, 335, 5th)        |
| C  | 52    | Caden Kitler (6-3, 295, r-So.)       |
|    | 55    | Cam Kinnie (6-3, 315, r-Jr.)         |
| RG | 72    | Marcellus Marshall (6-5, 310, r-Sr.) |
|    | 77    | Keegan Smith (6-3, 314, r-Jr.)       |
| RT | 69    | Paul Rubelt (6-11, 330, r-Sr.)       |
|    | 59    | Keyon Cox (6-5, 280, r-Fr.)          |

### SPECIAL TEAMS

|    |    |                                     |
|----|----|-------------------------------------|
| K  | 33 | Grant Reddick (5-10, 190, r-Fr.)    |
|    | 98 | Kevin Carrigan (6-1, 198, Jr.)      |
| P  | 40 | Mitch McCarthy (6-5, 214, Jr.)      |
|    | 32 | Michael Carter (6-2, 188, r-So.)    |
| LS | 41 | Gage King (6-4, 240, 5th)           |
|    | 42 | Aidan Fedigan (6-0, 195, r-So.)     |
| H  | 40 | Mitch McCarthy (6-5, 214, Jr.)      |
|    | 80 | Trent Whittemore (6-4, 211, r-Sr.)  |
| PR | 80 | Trent Whittemore (6-4, 211, r-Sr.)  |
|    | 9  | Ja'Varrius Johnson (5-10, 180, 5th) |
| KR | 7  | RJ Harvey (5-9, 220, 5th)           |
|    | 9  | Ja'Varrius Johnson (5-10, 180, 5th) |















### DEFENSE

|        |       |                                     |
|--------|-------|-------------------------------------|
| DE     | 51    | Malachi Lawrence (6-4, 243, r-Jr.)  |
|        | 6     | Isaiah Nixon (6-4, 215, r-Fr.)      |
| DT     | 2     | Lee Hunter (6-4, 320, r-Jr.)        |
|        | 44    | Matthew Alexander (6-3, 280, r-Jr.) |
| DT     | 5     | Ricky Barber (6-3, 295, 5th)        |
|        | 15    | Daylan Dotson (6-3, 255, r-Sr.)     |
|        | or 98 | Tyreek'e Robinson (6-2, 320, Fr.)   |
| DE     | 11    | Nyjalik Kelly (6-5, 250, Jr.)       |
|        | 99    | Jamaal Johnson (6-2, 250, r-So.)    |
| WILL   | 3     | Deshawn Pace (6-2, 220, 5th)        |
|        | 24    | Xe'Ree Alexander (6-2, 215, So.)    |
|        | or 28 | Andrew Harris (6-2, 223, So.)       |
| MIKE   | 32    | Ethan Barr (6-3, 245, 5th)          |
|        | 14    | Jesiah Pierre (6-2, 240, 5th)       |
| NICKEL | 4     | Braeden Marshall (5-10, 175, So.)   |
|        | 20    | Mac McWilliams (5-10, 185, r-Sr.)   |
| CB     | 0     | BJ Adams (6-3, 180, Sr.)            |
|        | 27    | Chasen Johnson (6-1, 180, Fr.)      |
| CB     | 20    | Mac McWilliams (5-10, 185, r-Sr.)   |
|        | 7     | Antione Jackson (6-1, 175, So.)     |
| S      | 9     | Sheldon Arnold (6-1, 191, 5th)      |
|        | or 10 | Quadric Bullard (6-0, 170, 5th)     |
| S      | 13    | Ladarius Tennison (5-10, 200, 5th)  |
|        | or 10 | Quadric Bullard (6-0, 170, 5th)     |











### PRONUNCIATIONS

|     |                   |              |
|-----|-------------------|--------------|
| #1  | Ja'Cari Henderson | Juh-CAR-ee   |
| #3  | Deshawn Pace      | Dee-Shawn    |
| #8  | Demari Henderson  | duh-MAR-ee   |
| #10 | Dylan Rizk        | Risk         |
| #10 | Quadric Bullard   | Quad-rick    |
| #11 | Jacurri Brown     | Juh-CAR-ee   |
| #19 | Jarrad Baker      | JARE-ed      |
| #51 | Malachi Lawrence  | MAL-uh-kie   |
| #69 | Paul Rubelt       | ROO-belt     |
| #80 | Trent Whittemore  | Whit-UH-more |






## ◆ OFFENSE ◆

|    |    |   |  |      |         |      |        |    |      |      |       |      |      |          |
|----|----|---|--|------|---------|------|--------|----|------|------|-------|------|------|----------|
| QB | 11 |    | <b>JACURRI BROWN</b><br>6-4   220   R-SO.   MIAMI          | Year | C/A/I   | Yds. | Avg.   | TD | Long | Year | Comp. | Yds. | TD   | NOTABLES |
|    |    |   |  | 2024 | 18/29/0 | 229  | 76.3   | 1  | 34   | 2024 | 13    | 207  | 1    |          |
|    | 12 |    | <b>EJ COLSON</b><br>6-1   200   FR.                        | Year | C/A/I   | Yds. | Avg.   | TD | Long | Year | Comp. | Yds. | TD   | NOTABLES |
|    |    |   |  | 2024 | 1/4/0   | -6   | -6.0   | 0  | 0    | 2024 | 1     | --   | --   |          |
|    | 7  |    | <b>RJ HARVEY</b><br>5-9   220   5TH   VIRGINIA             | Year | Att.    | Yds. | Yds./G | TD | Long | Year | Att.  | Yds. | TD   | NOTABLES |
|    |    |   |  | 2024 | 108     | 694  | 115.7  | 9  | 60   | 2024 | 29    | 180  | 4    |          |
|    | 0  |    | <b>JOHNNY RICHARDSON</b><br>5-7   170   5TH                | Year | Att.    | Yds. | Yds./G | TD | Long | Year | Att.  | Yds. | TD   | NOTABLES |
|    |    |   |  | 2024 | 19      | 89   | 14.8   | 0  | 12   | 2024 | 7     | 40   | --   |          |
|    | 13 |    | <b>PENY BOONE</b><br>6-1   242   JR.   TOLEDO              | Year | Att.    | Yds. | Yds./G | TD | Long | Year | Att.  | Yds. | TD   | NOTABLES |
|    |    |   |  | 2024 | 34      | 208  | 34.7   | 2  | 59   | 2024 | 10    | 81   | 1    |          |
|    | 22 |    | <b>MYLES MONTGOMERY</b><br>5-11   205   R-JR.   CINCINNATI | Year | Att.    | Yds. | Yds./G | TD | Long | Year | Att.  | Yds. | TD   | NOTABLES |
|    |    |   |  | 2024 | 23      | 151  | 37.8   | 2  | 25   | 2024 | 9     | 77   | 1(2) |          |
|    | 5  |    | <b>RANDY PITTMAN</b><br>6-2   225   SO.                    | Year | Rec.    | Yds. | Yds./G | TD | Long | Year | Rec.  | Yds. | TD   | NOTABLES |
|    |    |   |  | 2024 | 12      | 157  | 26.2   | 0  | 30   | 2024 | 3(3)  | 44   | --   |          |
|    | 44 |    | <b>EVAN MORRIS</b><br>6-5   245   5TH   MICHIGAN STATE     | Year | Rec.    | Yds. | Yds./G | TD | Long | Year | Rec.  | Yds. | TD   | NOTABLES |
|    |    |   |  | 2024 | 1       | 2    | 0.3    | 0  | 2    | 2024 | 1     | 2    | --   |          |
|    | 80 |    | <b>TRENT WHITEMORE</b><br>6-4   211   R-SR.   FLORIDA      | Year | Rec.    | Yds. | Yds./G | TD | Long | Year | Rec.  | Yds. | TD   | NOTABLES |
|    |    |   |  | 2024 | 4       | 99   | 19.8   | 0  | 54   | 2024 | 2     | 54   | --   |          |
|    | 4  |   | <b>CHAUNCEY MAGWOOD</b><br>6-0   187   R-JR.   KENTUCKY    | Year | Rec.    | Yds. | Yds./G | TD | Long | Year | Rec.  | Yds. | TD   | NOTABLES |
|    |    |   |  | 2024 | 1       | 34   | 5.7    | 0  | 34   | 2024 | 1     | 34   | --   |          |
|    | 2  |  | <b>KOBE HUDSON</b><br>6-1   200   5TH   AUBURN             | Year | Rec.    | Yds. | Yds./G | TD | Long | Year | Rec.  | Yds. | TD   | NOTABLES |
|    |    |   |  | 2024 | 23      | 477  | 79.5   | 3  | 53   | 2024 | 7     | 145  | 2    |          |
|    | 16 |  | <b>JACOBY JONES</b><br>6-3   228   5TH   OHIO              | Year | Rec.    | Yds. | Yds./G | TD | Long | Year | Rec.  | Yds. | TD   | NOTABLES |
|    |    |   |  | 2024 | 2       | 29   | 4.8    | 0  | 15   | 2024 | 1(2)  | 15   | --   |          |
|    | 9  |  | <b>JA'VARRIUS JOHNSON</b><br>5-10   180   5TH   AUBURN     | Year | Rec.    | Yds. | Yds./G | TD | Long | Year | Rec.  | Yds. | TD   | NOTABLES |
|    |    |   |  | 2024 | 5       | 24   | 4.8    | 0  | 8    | 2024 | 2(2)  | 14   | --   |          |
|    | 19 |  | <b>JARRAD BAKER</b><br>5-11   170   5TH                    | Year | Rec.    | Yds. | Yds./G | TD | Long | Year | Rec.  | Yds. | TD   | NOTABLES |
|    |    |   |  | 2024 | 2       | 5    | 0.8    | 0  | 4    | 2024 | 2     | 5    | --   |          |























## LINE

|    |    |   |   |      |       |      |       |      |       |      |       |      |       |      |       |
|----|----|---|---|------|-------|------|-------|------|-------|------|-------|------|-------|------|-------|
| LT | 78 |     | <b>AMARI KIGHT</b><br>6-7   318   5TH   ALABAMA           | Year | G/S   | Year | G/S   | Year | G/S   | Year | G/S   | Year | G/S   | Year | G/S   |
|    |    |   |   | 2023 | 13/10 | 2023 | 8/6   | 2023 | 13/11 | 2023 | 13/11 | 2023 | 13/10 | 2023 | 13/10 |
|    | 59 |     | <b>KEYON COX</b><br>6-5   280   R-FR.                     | Year | G/S   | Year | G/S   | Year | G/S   | Year | G/S   | Year | G/S   | Year | G/S   |
|    |    |   |   | 2024 | 1/0   | 2024 | 11/11 | 2024 | 11/11 | 2024 | 11/11 | 2024 | 11/11 | 2024 | 11/11 |
|    | 76 |    | <b>ADRIAN MEDLEY</b><br>6-5   305   5TH                   | Year | G/S   | Year | G/S   | Year | G/S   | Year | G/S   | Year | G/S   | Year | G/S   |
|    |    |   |   | 2023 | 8/6   | 2023 | 8/6   | 2023 | 8/6   | 2023 | 8/6   | 2023 | 8/6   | 2023 | 8/6   |
|    | 62 |    | <b>JABARI BROOKS</b><br>6-3   335   R-SR.   SAMFORD       | Year | G/S   | Year | G/S   | Year | G/S   | Year | G/S   | Year | G/S   | Year | G/S   |
|    |    |   |   | 2023 | 11/11 | 2023 | 11/11 | 2023 | 11/11 | 2023 | 11/11 | 2023 | 11/11 | 2023 | 11/11 |
|    | 52 |    | <b>CADEN KITLER</b><br>6-3   295   R-SO.                  | Year | G/S   | Year | G/S   | Year | G/S   | Year | G/S   | Year | G/S   | Year | G/S   |
|    |    |   |   | 2023 | 5/2   | 2023 | 5/2   | 2023 | 5/2   | 2023 | 5/2   | 2023 | 5/2   | 2023 | 5/2   |
|    | 55 |    | <b>CAM KINNIE</b><br>6-3   315   R-JR.   GEORGIA          | Year | G/S   | Year | G/S   | Year | G/S   | Year | G/S   | Year | G/S   | Year | G/S   |
|    |    |   |   | 2023 | 3/0   | 2023 | 3/0   | 2023 | 3/0   | 2023 | 3/0   | 2023 | 3/0   | 2023 | 3/0   |
|    | 72 |  | <b>MARCELLUS MARSHALL</b><br>6-5   310   SR.   KENT STATE | Year | G/S   | Year | G/S   | Year | G/S   | Year | G/S   | Year | G/S   | Year | G/S   |
|    |    |   |   | 2023 | 13/11 | 2023 | 13/11 | 2023 | 13/11 | 2023 | 13/11 | 2023 | 13/11 | 2023 | 13/11 |
|    | 77 |  | <b>KEEGAN SMITH</b><br>6-3   314   R-JR.   C. MICHIGAN    | Year | G/S   | Year | G/S   | Year | G/S   | Year | G/S   | Year | G/S   | Year | G/S   |
|    |    |   |   | 2023 | 11/11 | 2023 | 11/11 | 2023 | 11/11 | 2023 | 11/11 | 2023 | 11/11 | 2023 | 11/11 |
|    | 69 |  | <b>PAUL RUBELT</b><br>6-10   330   R-SR.                  | Year | G/S   | Year | G/S   | Year | G/S   | Year | G/S   | Year | G/S   | Year | G/S   |
|    |    |   |   | 2023 | 13/10 | 2023 | 13/10 | 2023 | 13/10 | 2023 | 13/10 | 2023 | 13/10 | 2023 | 13/10 |
|    | 59 |  | <b>KEYON COX</b><br>6-5   280   R-FR.                     | Year | G/S   | Year | G/S   | Year | G/S   | Year | G/S   | Year | G/S   | Year | G/S   |
|    |    |   |   | 2024 | 1/0   | 2024 | 11/11 | 2024 | 11/11 | 2024 | 11/11 | 2024 | 11/11 | 2024 | 11/11 |

## SPECIAL TEAMS

|    |    |   |   |      |       |      |      |        |       |      |       |      |      |        |       |
|----|----|---|---|------|-------|------|------|--------|-------|------|-------|------|------|--------|-------|
| K  | 33 |     | <b>GRANT REDDICK</b><br>5-10   190   R-FR.            | Year | FGM/A | FG%  | LONG | PATM/A | PAT%  | Year | FGM/A | FG%  | LONG | PATM/A | PAT%  |
|    |    |   |   | 2024 | 4/4   | 100% | 37   | 2/2    | 100%  | 2024 | 4/4   | 100% | 37   | 2/2    | 100%  |
|    | 40 |     | <b>MITCH MCCARTHY</b><br>6-5   214   JR.              | Year | PUNTS | AVG  | LONG | YDS    | IN20  | Year | PUNTS | AVG  | LONG | YDS    | IN20  |
|    |    |   |   | 2024 | 16    | 44.4 | 52   | 710    | 5     | 2024 | 16    | 44.4 | 52   | 710    | 5     |
|    | 41 |    | <b>GAGE KING</b><br>6-4   240   5TH   ARIZONA ST.     | Year | PUNTS | AVG  | LONG | YDS    | IN20  | Year | PUNTS | AVG  | LONG | YDS    | IN20  |
|    |    |   |   | 2024 | 91    | 42.8 | 64   | 3,893  | 27    | 2024 | 91    | 42.8 | 64   | 3,893  | 27    |
| PR | 80 |  | <b>TRENT WHITEMORE</b><br>6-4   211   R-SR.   FLORIDA | Year | ATT   | YDS  | TD   | AVG/R  | AVG/G | Year | ATT   | YDS  | TD   | AVG/R  | AVG/G |
|    |    |   |   | 2024 | 2     | 3    | 0    | 1.5    | 0.60  | 2024 | 2     | 3    | 0    | 1.5    | 0.60  |
|    | 7  |  | <b>RJ HARVEY</b><br>5-9   208   5TH   VIRGINIA        | Year | ATT   | YDS  | TD   | AVG/R  | AVG/G | Year | ATT   | YDS  | TD   | AVG/R  | AVG/G |
|    |    |   |   | 2024 | 2     | 37   | 0    | 18.5   | 6.2   | 2024 | 2     | 37   | 0    | 18.5   | 6.2   |

# DEFENSE

| DE     |    | 51     | <b>MALACHI LAWRENCE</b><br>6-4   243   R-JR.              | <table><tr><th>Year</th><th>T/S/A</th><th>TFL</th><th>SACK</th><th>FF</th><th>PDEF</th></tr><tr><td>2024</td><td>9/6/3</td><td>1</td><td>1</td><td>0</td><td>1</td></tr><tr><td>Career</td><td>38/24/14</td><td>12</td><td>9</td><td>0</td><td>2</td></tr></table>           | Year | T/S/A | TFL | SACK | FF   | PDEF | 2024 | 9/6/3    | 1   | 1  | 0 | 1  | Career | 38/24/14    | 12   | 9    | 0  | 2  | <table><tr><th>Year</th><th>TOTAL</th><th>TFL</th><th>SACK</th></tr><tr><td>2024</td><td>4</td><td>1</td><td>1</td></tr><tr><td>Career</td><td>5</td><td>2</td><td>1.5</td></tr></table>              | Year | TOTAL                                       | TFL   | SACK | 2024  | 4    | 1    | 1    | Career | 5     | 2      | 1.5  | <ul style="list-style-type: none"><li>- Honorable Mention DL pick on All-Big 12 team, chosen by league's head coaches</li><li>- Registered 10.5 tackles for loss and ranked fifth in Big 12 in sacks per game (0.58)</li><li>- Tabbed to Athlon Sports and Phil Steele Preseason All-Big 12 First Team's</li></ul> |   |   |        |       |     |   |   |   |  |  |
|--------|---|--------|---|--|------|-------|-----|------|------|------|------|----------|-----|----|---|----|--------|-------------|------|------|----|----|---|------|---|---|------|-------|------|------|------|--------|-------|--------|------|--|---|---|--------|-------|-----|---|---|---|--|--|
|        | Year  | T/S/A  | TFL   | SACK   | FF   | PDEF  |     |      |      |      |      |          |     |    |   |    |        |             |      |      |    |    |   |      |   |   |      |       |      |      |      |        |       |        |      |  |   |   |        |       |     |   |   |   |  |  |
| 2024   | 9/6/3   | 1      | 1   | 0  | 1    |       |     |      |      |      |      |          |     |    |   |    |        |             |      |      |    |    |   |      |   |   |      |       |      |      |      |        |       |        |      |  |   |   |        |       |     |   |   |   |  |  |
| Career | 38/24/14  | 12     | 9   | 0  | 2    |       |     |      |      |      |      |          |     |    |   |    |        |             |      |      |    |    |   |      |   |   |      |       |      |      |      |        |       |        |      |  |   |   |        |       |     |   |   |   |  |  |
| Year   | TOTAL   | TFL    | SACK  |  |      |       |     |      |      |      |      |          |     |    |   |    |        |             |      |      |    |    |   |      |   |   |      |       |      |      |      |        |       |        |      |  |   |   |        |       |     |   |   |   |  |  |
| 2024   | 4   | 1      | 1   |  |      |       |     |      |      |      |      |          |     |    |   |    |        |             |      |      |    |    |   |      |   |   |      |       |      |      |      |        |       |        |      |  |   |   |        |       |     |   |   |   |  |  |
| Career | 5   | 2      | 1.5   |  |      |       |     |      |      |      |      |          |     |    |   |    |        |             |      |      |    |    |   |      |   |   |      |       |      |      |      |        |       |        |      |  |   |   |        |       |     |   |   |   |  |  |
|        |    | 6      | <b>ISAIAH NIXON</b><br>6-4   215   R-FR.                  | <table><tr><th>Year</th><th>T/S/A</th><th>TFL</th><th>SACK</th><th>FF</th><th>PDEF</th></tr><tr><td>2024</td><td>7/4/3</td><td>1</td><td>1</td><td>0</td><td>0</td></tr><tr><td>Career</td><td>8/4/4</td><td>1.5</td><td>1.5</td><td>0</td><td>0</td></tr></table>           | Year | T/S/A | TFL | SACK | FF   | PDEF | 2024 | 7/4/3    | 1   | 1  | 0 | 0  | Career | 8/4/4       | 1.5  | 1.5  | 0  | 0  | <table><tr><th>Year</th><th>TOTAL</th><th>TFL</th><th>SACK</th></tr><tr><td>2024</td><td>3</td><td>1</td><td>1</td></tr><tr><td>Career</td><td>3</td><td>1</td><td>1</td></tr></table>                | Year | TOTAL                                       | TFL   | SACK | 2024  | 3    | 1    | 1    | Career | 3     | 1      | 1    | <ul style="list-style-type: none"><li>- Registered first-career solo sack and TFL vs. Cincinnati</li><li>- Appeared in two games for the Knights in '23 and made debut vs. Kent State</li><li>- Four-star DE from Lakewood High School in St. Petersburg, Fla.</li></ul>   |   |   |        |       |     |   |   |   |  |  |
| Year   | T/S/A   | TFL    | SACK  | FF   | PDEF |       |     |      |      |      |      |          |     |    |   |    |        |             |      |      |    |    |   |      |   |   |      |       |      |      |      |        |       |        |      |  |   |   |        |       |     |   |   |   |  |  |
| 2024   | 7/4/3   | 1      | 1   | 0  | 0    |       |     |      |      |      |      |          |     |    |   |    |        |             |      |      |    |    |   |      |   |   |      |       |      |      |      |        |       |        |      |  |   |   |        |       |     |   |   |   |  |  |
| Career | 8/4/4   | 1.5    | 1.5   | 0  | 0    |       |     |      |      |      |      |          |     |    |   |    |        |             |      |      |    |    |   |      |   |   |      |       |      |      |      |        |       |        |      |  |   |   |        |       |     |   |   |   |  |  |
| Year   | TOTAL   | TFL    | SACK  |  |      |       |     |      |      |      |      |          |     |    |   |    |        |             |      |      |    |    |   |      |   |   |      |       |      |      |      |        |       |        |      |  |   |   |        |       |     |   |   |   |  |  |
| 2024   | 3   | 1      | 1   |  |      |       |     |      |      |      |      |          |     |    |   |    |        |             |      |      |    |    |   |      |   |   |      |       |      |      |      |        |       |        |      |  |   |   |        |       |     |   |   |   |  |  |
| Career | 3   | 1      | 1   |  |      |       |     |      |      |      |      |          |     |    |   |    |        |             |      |      |    |    |   |      |   |   |      |       |      |      |      |        |       |        |      |  |   |   |        |       |     |   |   |   |  |  |
| DT     |    | 2      | <b>LEE HUNTER</b><br>6-4   320   R-JR.   AUBURN           | <table><tr><th>Year</th><th>T/S/A</th><th>TFL</th><th>SACK</th><th>FF</th><th>PDEF</th></tr><tr><td>2024</td><td>19/8/11</td><td>2</td><td>0</td><td>0</td><td>0</td></tr><tr><td>Career</td><td>105/55/50</td><td>14</td><td>4</td><td>0</td><td>1</td></tr></table>        | Year | T/S/A | TFL | SACK | FF   | PDEF | 2024 | 19/8/11  | 2   | 0  | 0 | 0  | Career | 105/55/50   | 14   | 4    | 0  | 1  | <table><tr><th>Year</th><th>TOTAL</th><th>TFL</th><th>SACK</th></tr><tr><td>2024</td><td>6</td><td>1</td><td>--</td></tr><tr><td>Career</td><td>9</td><td>2.5</td><td>1(4)</td></tr></table>          | Year | TOTAL                                       | TFL   | SACK | 2024  | 6    | 1    | --   | Career | 9     | 2.5    | 1(4) | <ul style="list-style-type: none"><li>- Tabbed to the Preseason All-Big 12 Team and Bednarik Award Watch List</li><li>- Honorable Mention DL pick on '23 All-Big 12 Team, voted on by league's coaches</li><li>- Led DTs in the nation for the most tackles (69) according to PFF</li></ul>                        |   |   |        |       |     |   |   |   |  |  |
|        | Year  | T/S/A  | TFL   | SACK   | FF   | PDEF  |     |      |      |      |      |          |     |    |   |    |        |             |      |      |    |    |   |      |   |   |      |       |      |      |      |        |       |        |      |  |   |   |        |       |     |   |   |   |  |  |
| 2024   | 19/8/11   | 2      | 0   | 0  | 0    |       |     |      |      |      |      |          |     |    |   |    |        |             |      |      |    |    |   |      |   |   |      |       |      |      |      |        |       |        |      |  |   |   |        |       |     |   |   |   |  |  |
| Career | 105/55/50   | 14     | 4   | 0  | 1    |       |     |      |      |      |      |          |     |    |   |    |        |             |      |      |    |    |   |      |   |   |      |       |      |      |      |        |       |        |      |  |   |   |        |       |     |   |   |   |  |  |
| Year   | TOTAL   | TFL    | SACK  |  |      |       |     |      |      |      |      |          |     |    |   |    |        |             |      |      |    |    |   |      |   |   |      |       |      |      |      |        |       |        |      |  |   |   |        |       |     |   |   |   |  |  |
| 2024   | 6   | 1      | --  |  |      |       |     |      |      |      |      |          |     |    |   |    |        |             |      |      |    |    |   |      |   |   |      |       |      |      |      |        |       |        |      |  |   |   |        |       |     |   |   |   |  |  |
| Career | 9   | 2.5    | 1(4)  |  |      |       |     |      |      |      |      |          |     |    |   |    |        |             |      |      |    |    |   |      |   |   |      |       |      |      |      |        |       |        |      |  |   |   |        |       |     |   |   |   |  |  |
|        |    | 44     | <b>MATTHEW ALEXANDER</b><br>6-3   280   R-JR.             | <table><tr><th>Year</th><th>T/S/A</th><th>TFL</th><th>SACK</th><th>FF</th><th>PDEF</th></tr><tr><td>2024</td><td>13/7/6</td><td>1</td><td>0</td><td>0</td><td>0</td></tr><tr><td>Career</td><td>35/16/19</td><td>3</td><td>1</td><td>0</td><td>1</td></tr></table>           | Year | T/S/A | TFL | SACK | FF   | PDEF | 2024 | 13/7/6   | 1   | 0  | 0 | 0  | Career | 35/16/19    | 3    | 1    | 0  | 1  | <table><tr><th>Year</th><th>TOTAL</th><th>TFL</th><th>SACK</th></tr><tr><td>2024</td><td>3(3)</td><td>1</td><td>--</td></tr><tr><td>Career</td><td>4</td><td>1(3)</td><td>1</td></tr></table>         | Year | TOTAL                                       | TFL   | SACK | 2024  | 3(3) | 1    | --   | Career | 4     | 1(3)   | 1    | <ul style="list-style-type: none"><li>- Appeared in all 13 games for the Knights in '23 and registered 16 tackles</li><li>- Made four tackles in start vs. Oklahoma State</li><li>- Tallied one sack and TFL in '23</li></ul>  |   |   |        |       |     |   |   |   |  |  |
| Year   | T/S/A   | TFL    | SACK  | FF   | PDEF |       |     |      |      |      |      |          |     |    |   |    |        |             |      |      |    |    |   |      |   |   |      |       |      |      |      |        |       |        |      |  |   |   |        |       |     |   |   |   |  |  |
| 2024   | 13/7/6  | 1      | 0   | 0  | 0    |       |     |      |      |      |      |          |     |    |   |    |        |             |      |      |    |    |   |      |   |   |      |       |      |      |      |        |       |        |      |  |   |   |        |       |     |   |   |   |  |  |
| Career | 35/16/19  | 3      | 1   | 0  | 1    |       |     |      |      |      |      |          |     |    |   |    |        |             |      |      |    |    |   |      |   |   |      |       |      |      |      |        |       |        |      |  |   |   |        |       |     |   |   |   |  |  |
| Year   | TOTAL   | TFL    | SACK  |  |      |       |     |      |      |      |      |          |     |    |   |    |        |             |      |      |    |    |   |      |   |   |      |       |      |      |      |        |       |        |      |  |   |   |        |       |     |   |   |   |  |  |
| 2024   | 3(3)  | 1      | --  |  |      |       |     |      |      |      |      |          |     |    |   |    |        |             |      |      |    |    |   |      |   |   |      |       |      |      |      |        |       |        |      |  |   |   |        |       |     |   |   |   |  |  |
| Career | 4   | 1(3)   | 1   |  |      |       |     |      |      |      |      |          |     |    |   |    |        |             |      |      |    |    |   |      |   |   |      |       |      |      |      |        |       |        |      |  |   |   |        |       |     |   |   |   |  |  |
| DT     |    | 5      | <b>RICKY BARBER</b><br>6-3   295   5TH   WKU              | <table><tr><th>Year</th><th>T/S/A</th><th>TFL</th><th>SACK</th><th>FF</th><th>PDEF</th></tr><tr><td>2024</td><td>12/5/7</td><td>0.5</td><td>0</td><td>0</td><td>0</td></tr><tr><td>Career</td><td>173/74/99</td><td>24.5</td><td>12.5</td><td>1</td><td>6</td></tr></table>  | Year | T/S/A | TFL | SACK | FF   | PDEF | 2024 | 12/5/7   | 0.5 | 0  | 0 | 0  | Career | 173/74/99   | 24.5 | 12.5 | 1  | 6  | <table><tr><th>Year</th><th>TOTAL</th><th>TFL</th><th>SACK</th></tr><tr><td>2024</td><td>4</td><td>--</td><td>--</td></tr><tr><td>Career</td><td>13</td><td>2.5</td><td>2</td></tr></table>           | Year | TOTAL                                       | TFL   | SACK | 2024  | 4    | --   | --   | Career | 13    | 2.5    | 2    | <ul style="list-style-type: none"><li>- Tabbed to the Athlon Sports Preseason Fourth-Team All-Big 12</li><li>- Started 10 games for the Knights in '23 and recorded 18 tackles and two TFLs</li><li>- First-Team All-AAC selection in 2022 according to league coaches, PFF and Phil Steele</li></ul>              |   |   |        |       |     |   |   |   |  |  |
|        | Year  | T/S/A  | TFL   | SACK   | FF   | PDEF  |     |      |      |      |      |          |     |    |   |    |        |             |      |      |    |    |   |      |   |   |      |       |      |      |      |        |       |        |      |  |   |   |        |       |     |   |   |   |  |  |
| 2024   | 12/5/7  | 0.5    | 0   | 0  | 0    |       |     |      |      |      |      |          |     |    |   |    |        |             |      |      |    |    |   |      |   |   |      |       |      |      |      |        |       |        |      |  |   |   |        |       |     |   |   |   |  |  |
| Career | 173/74/99   | 24.5   | 12.5  | 1  | 6    |       |     |      |      |      |      |          |     |    |   |    |        |             |      |      |    |    |   |      |   |   |      |       |      |      |      |        |       |        |      |  |   |   |        |       |     |   |   |   |  |  |
| Year   | TOTAL   | TFL    | SACK  |  |      |       |     |      |      |      |      |          |     |    |   |    |        |             |      |      |    |    |   |      |   |   |      |       |      |      |      |        |       |        |      |  |   |   |        |       |     |   |   |   |  |  |
| 2024   | 4   | --     | --  |  |      |       |     |      |      |      |      |          |     |    |   |    |        |             |      |      |    |    |   |      |   |   |      |       |      |      |      |        |       |        |      |  |   |   |        |       |     |   |   |   |  |  |
| Career | 13  | 2.5    | 2   |  |      |       |     |      |      |      |      |          |     |    |   |    |        |             |      |      |    |    |   |      |   |   |      |       |      |      |      |        |       |        |      |  |   |   |        |       |     |   |   |   |  |  |
|        |    | 15     | <b>DAYLAN DOTSON</b><br>6-3   255   R-SR.   UT-MARTIN     | <table><tr><th>Year</th><th>T/S/A</th><th>TFL</th><th>SACK</th><th>FF</th><th>PDEF</th></tr><tr><td>2024</td><td>11/5/6</td><td>3</td><td>0</td><td>0</td><td>0</td></tr><tr><td>Career</td><td>123/55/68</td><td>37</td><td>14.5</td><td>4</td><td>8</td></tr></table>      | Year | T/S/A | TFL | SACK | FF   | PDEF | 2024 | 11/5/6   | 3   | 0  | 0 | 0  | Career | 123/55/68   | 37   | 14.5 | 4  | 8  | OR   | 98   | <b>TYREEK'E ROBINSON</b><br>6-2   320   FR. | <table><tr><th>Year</th><th>T/S/A</th><th>TFL</th><th>SACK</th><th>FF</th><th>PDEF</th></tr><tr><td>2024</td><td>2/0/2</td><td>0</td><td>0</td><td>0</td><td>1</td></tr><tr><td>Career</td><td>2/0/2</td><td>0</td><td>0</td><td>0</td><td>1</td></tr></table>      | Year | T/S/A | TFL  | SACK | FF   | PDEF   | 2024  | 2/0/2  | 0    | 0  | 0 | 1 | Career | 2/0/2 | 0   | 0 | 0 | 1 |  |  |
| Year   | T/S/A   | TFL    | SACK  | FF   | PDEF |       |     |      |      |      |      |          |     |    |   |    |        |             |      |      |    |    |   |      |   |   |      |       |      |      |      |        |       |        |      |  |   |   |        |       |     |   |   |   |  |  |
| 2024   | 11/5/6  | 3      | 0   | 0  | 0    |       |     |      |      |      |      |          |     |    |   |    |        |             |      |      |    |    |   |      |   |   |      |       |      |      |      |        |       |        |      |  |   |   |        |       |     |   |   |   |  |  |
| Career | 123/55/68   | 37     | 14.5  | 4  | 8    |       |     |      |      |      |      |          |     |    |   |    |        |             |      |      |    |    |   |      |   |   |      |       |      |      |      |        |       |        |      |  |   |   |        |       |     |   |   |   |  |  |
| Year   | T/S/A   | TFL    | SACK  | FF   | PDEF |       |     |      |      |      |      |          |     |    |   |    |        |             |      |      |    |    |   |      |   |   |      |       |      |      |      |        |       |        |      |  |   |   |        |       |     |   |   |   |  |  |
| 2024   | 2/0/2   | 0      | 0   | 0  | 1    |       |     |      |      |      |      |          |     |    |   |    |        |             |      |      |    |    |   |      |   |   |      |       |      |      |      |        |       |        |      |  |   |   |        |       |     |   |   |   |  |  |
| Career | 2/0/2   | 0      | 0   | 0  | 1    |       |     |      |      |      |      |          |     |    |   |    |        |             |      |      |    |    |   |      |   |   |      |       |      |      |      |        |       |        |      |  |   |   |        |       |     |   |   |   |  |  |
| DE     |    | 11     | <b>NYJALIK KELLY</b><br>6-5   250   JR.   MIAMI           | <table><tr><th>Year</th><th>T/S/A</th><th>TFL</th><th>SACK</th><th>FF</th><th>PDEF</th></tr><tr><td>2024</td><td>21/11/10</td><td>3.5</td><td>2</td><td>1</td><td>1</td></tr><tr><td>Career</td><td>40/22/18</td><td>9</td><td>6</td><td>1</td><td>2</td></tr></table>       | Year | T/S/A | TFL | SACK | FF   | PDEF | 2024 | 21/11/10 | 3.5 | 2  | 1 | 1  | Career | 40/22/18    | 9    | 6    | 1  | 2  | <table><tr><th>Year</th><th>TOTAL</th><th>TFL</th><th>SACK</th></tr><tr><td>2024</td><td>7</td><td>1.5</td><td>1(1)</td></tr><tr><td>Career</td><td>7</td><td>1.5(2)</td><td>1(3)</td></tr></table>   | Year | TOTAL                                       | TFL   | SACK | 2024  | 7    | 1.5  | 1(1) | Career | 7     | 1.5(2) | 1(3) | <ul style="list-style-type: none"><li>- Tallied a career-high seven tackles and 1.5 TFLs vs. Cincinnati</li><li>- Joined former Hurricane teammate Jacurri Brown from Miami ahead of '24</li><li>- Played in 17 games for Miami in '22 and '23</li></ul>   |   |   |        |       |     |   |   |   |  |  |
|        | Year  | T/S/A  | TFL   | SACK   | FF   | PDEF  |     |      |      |      |      |          |     |    |   |    |        |             |      |      |    |    |   |      |   |   |      |       |      |      |      |        |       |        |      |  |   |   |        |       |     |   |   |   |  |  |
| 2024   | 21/11/10  | 3.5    | 2   | 1  | 1    |       |     |      |      |      |      |          |     |    |   |    |        |             |      |      |    |    |   |      |   |   |      |       |      |      |      |        |       |        |      |  |   |   |        |       |     |   |   |   |  |  |
| Career | 40/22/18  | 9      | 6   | 1  | 2    |       |     |      |      |      |      |          |     |    |   |    |        |             |      |      |    |    |   |      |   |   |      |       |      |      |      |        |       |        |      |  |   |   |        |       |     |   |   |   |  |  |
| Year   | TOTAL   | TFL    | SACK  |  |      |       |     |      |      |      |      |          |     |    |   |    |        |             |      |      |    |    |   |      |   |   |      |       |      |      |      |        |       |        |      |  |   |   |        |       |     |   |   |   |  |  |
| 2024   | 7   | 1.5    | 1(1)  |  |      |       |     |      |      |      |      |          |     |    |   |    |        |             |      |      |    |    |   |      |   |   |      |       |      |      |      |        |       |        |      |  |   |   |        |       |     |   |   |   |  |  |
| Career | 7   | 1.5(2) | 1(3)  |  |      |       |     |      |      |      |      |          |     |    |   |    |        |             |      |      |    |    |   |      |   |   |      |       |      |      |      |        |       |        |      |  |   |   |        |       |     |   |   |   |  |  |
|        |    | 99     | <b>JAMAAL JOHNSON</b><br>6-2   250   R-SO.                | <table><tr><th>Year</th><th>T/S/A</th><th>TFL</th><th>SACK</th><th>FF</th><th>PDEF</th></tr><tr><td>2024</td><td>7/4/3</td><td>2</td><td>1</td><td>0</td><td>0</td></tr><tr><td>Career</td><td>12/6/6</td><td>2</td><td>1</td><td>0</td><td>0</td></tr></table>              | Year | T/S/A | TFL | SACK | FF   | PDEF | 2024 | 7/4/3    | 2   | 1  | 0 | 0  | Career | 12/6/6      | 2    | 1    | 0  | 0  | <table><tr><th>Year</th><th>TOTAL</th><th>TFL</th><th>SACK</th></tr><tr><td>2024</td><td>3</td><td>1(2)</td><td>1</td></tr><tr><td>Career</td><td>3(2)</td><td>1(2)</td><td>1</td></tr></table>       | Year | TOTAL                                       | TFL   | SACK | 2024  | 3    | 1(2) | 1    | Career | 3(2)  | 1(2)   | 1    | <ul style="list-style-type: none"><li>- Tallied season-high three tackles and first career sack and TFL vs. Cincinnati</li><li>- Recorded 10 appearances between '22 and '23 in Black and Gold</li><li>- Made one tackle in 2022 Military Bowl versus Duke</li></ul>   |   |   |        |       |     |   |   |   |  |  |
| Year   | T/S/A   | TFL    | SACK  | FF   | PDEF |       |     |      |      |      |      |          |     |    |   |    |        |             |      |      |    |    |   |      |   |   |      |       |      |      |      |        |       |        |      |  |   |   |        |       |     |   |   |   |  |  |
| 2024   | 7/4/3   | 2      | 1   | 0  | 0    |       |     |      |      |      |      |          |     |    |   |    |        |             |      |      |    |    |   |      |   |   |      |       |      |      |      |        |       |        |      |  |   |   |        |       |     |   |   |   |  |  |
| Career | 12/6/6  | 2      | 1   | 0  | 0    |       |     |      |      |      |      |          |     |    |   |    |        |             |      |      |    |    |   |      |   |   |      |       |      |      |      |        |       |        |      |  |   |   |        |       |     |   |   |   |  |  |
| Year   | TOTAL   | TFL    | SACK  |  |      |       |     |      |      |      |      |          |     |    |   |    |        |             |      |      |    |    |   |      |   |   |      |       |      |      |      |        |       |        |      |  |   |   |        |       |     |   |   |   |  |  |
| 2024   | 3   | 1(2)   | 1   |  |      |       |     |      |      |      |      |          |     |    |   |    |        |             |      |      |    |    |   |      |   |   |      |       |      |      |      |        |       |        |      |  |   |   |        |       |     |   |   |   |  |  |
| Career | 3(2)  | 1(2)   | 1   |  |      |       |     |      |      |      |      |          |     |    |   |    |        |             |      |      |    |    |   |      |   |   |      |       |      |      |      |        |       |        |      |  |   |   |        |       |     |   |   |   |  |  |
| WILL   |    | 3      | <b>DESHAWN PACE</b><br>6-2   220   5TH   CINCINNATI       | <table><tr><th>Year</th><th>T/S/A</th><th>TFL</th><th>SACK</th><th>PDEF</th><th>INT</th></tr><tr><td>2024</td><td>28/21/7</td><td>1</td><td>0</td><td>0</td><td>2</td></tr><tr><td>Career</td><td>274/142/132</td><td>26.5</td><td>0</td><td>0</td><td>8</td></tr></table>   | Year | T/S/A | TFL | SACK | PDEF | INT  | 2024 | 28/21/7  | 1   | 0  | 0 | 2  | Career | 274/142/132 | 26.5 | 0    | 0  | 8  | <table><tr><th>Year</th><th>TOTAL</th><th>TFL</th><th>INT</th></tr><tr><td>2024</td><td>11</td><td>1</td><td>1(2)</td></tr><tr><td>Career</td><td>12(2)</td><td>2.5(2)</td><td>1(8)</td></tr></table> | Year | TOTAL                                       | TFL   | INT  | 2024  | 11   | 1    | 1(2) | Career | 12(2) | 2.5(2) | 1(8) | <ul style="list-style-type: none"><li>- Recorded season-high 11 tackles and two big stops to set up game-winning drive at TCU</li><li>- Tabbed to Athlon Sports and Phil Steele Preseason All-Big 12 Second Team's</li><li>- Honorable Mention All-Big 12 selection in '23 (80 tackles led Cincinnati)</li></ul>   |   |   |        |       |     |   |   |   |  |  |
|        | Year  | T/S/A  | TFL   | SACK   | PDEF | INT   |     |      |      |      |      |          |     |    |   |    |        |             |      |      |    |    |   |      |   |   |      |       |      |      |      |        |       |        |      |  |   |   |        |       |     |   |   |   |  |  |
| 2024   | 28/21/7   | 1      | 0   | 0  | 2    |       |     |      |      |      |      |          |     |    |   |    |        |             |      |      |    |    |   |      |   |   |      |       |      |      |      |        |       |        |      |  |   |   |        |       |     |   |   |   |  |  |
| Career | 274/142/132   | 26.5   | 0   | 0  | 8    |       |     |      |      |      |      |          |     |    |   |    |        |             |      |      |    |    |   |      |   |   |      |       |      |      |      |        |       |        |      |  |   |   |        |       |     |   |   |   |  |  |
| Year   | TOTAL   | TFL    | INT   |  |      |       |     |      |      |      |      |          |     |    |   |    |        |             |      |      |    |    |   |      |   |   |      |       |      |      |      |        |       |        |      |  |   |   |        |       |     |   |   |   |  |  |
| 2024   | 11  | 1      | 1(2)  |  |      |       |     |      |      |      |      |          |     |    |   |    |        |             |      |      |    |    |   |      |   |   |      |       |      |      |      |        |       |        |      |  |   |   |        |       |     |   |   |   |  |  |
| Career | 12(2)   | 2.5(2) | 1(8)  |  |      |       |     |      |      |      |      |          |     |    |   |    |        |             |      |      |    |    |   |      |   |   |      |       |      |      |      |        |       |        |      |  |   |   |        |       |     |   |   |   |  |  |
|        |   | 24     | <b>XE'REE ALEXANDER</b><br>6-2   215   SO.   IDAHO        | <table><tr><th>Year</th><th>T/S/A</th><th>TFL</th><th>SACK</th><th>PDEF</th><th>INT</th></tr><tr><td>2024</td><td>20/9/11</td><td>3</td><td>0</td><td>0</td><td>0</td></tr><tr><td>Career</td><td>95/40/55</td><td>7</td><td>0</td><td>1</td><td>0</td></tr></table>         | Year | T/S/A | TFL | SACK | PDEF | INT  | 2024 | 20/9/11  | 3   | 0  | 0 | 0  | Career | 95/40/55    | 7    | 0    | 1  | 0  | OR   | 28   | <b>ANDREW HARRIS</b><br>6-2   223   SO.     | <table><tr><th>Year</th><th>T/S/A</th><th>TFL</th><th>SACK</th><th>PDEF</th><th>INT</th></tr><tr><td>2024</td><td>2/1/1</td><td>0.5</td><td>0</td><td>0</td><td>0</td></tr><tr><td>Career</td><td>7/3/4</td><td>0.5</td><td>0</td><td>0</td><td>0</td></tr></table> | Year | T/S/A | TFL  | SACK | PDEF | INT    | 2024  | 2/1/1  | 0.5  | 0  | 0 | 0 | Career | 7/3/4 | 0.5 | 0 | 0 | 0 |  |  |
| Year   | T/S/A   | TFL    | SACK  | PDEF   | INT  |       |     |      |      |      |      |          |     |    |   |    |        |             |      |      |    |    |   |      |   |   |      |       |      |      |      |        |       |        |      |  |   |   |        |       |     |   |   |   |  |  |
| 2024   | 20/9/11   | 3      | 0   | 0  | 0    |       |     |      |      |      |      |          |     |    |   |    |        |             |      |      |    |    |   |      |   |   |      |       |      |      |      |        |       |        |      |  |   |   |        |       |     |   |   |   |  |  |
| Career | 95/40/55  | 7      | 0   | 1  | 0    |       |     |      |      |      |      |          |     |    |   |    |        |             |      |      |    |    |   |      |   |   |      |       |      |      |      |        |       |        |      |  |   |   |        |       |     |   |   |   |  |  |
| Year   | T/S/A   | TFL    | SACK  | PDEF   | INT  |       |     |      |      |      |      |          |     |    |   |    |        |             |      |      |    |    |   |      |   |   |      |       |      |      |      |        |       |        |      |  |   |   |        |       |     |   |   |   |  |  |
| 2024   | 2/1/1   | 0.5    | 0   | 0  | 0    |       |     |      |      |      |      |          |     |    |   |    |        |             |      |      |    |    |   |      |   |   |      |       |      |      |      |        |       |        |      |  |   |   |        |       |     |   |   |   |  |  |
| Career | 7/3/4   | 0.5    | 0   | 0  | 0    |       |     |      |      |      |      |          |     |    |   |    |        |             |      |      |    |    |   |      |   |   |      |       |      |      |      |        |       |        |      |  |   |   |        |       |     |   |   |   |  |  |
| MIKE   |  | 32     | <b>ETHAN BARR</b><br>6-3   245   5TH   VANDERBILT         | <table><tr><th>Year</th><th>T/S/A</th><th>TFL</th><th>SACK</th><th>PDEF</th><th>INT</th></tr><tr><td>2024</td><td>26/11/15</td><td>1.5</td><td>0</td><td>1</td><td>0</td></tr><tr><td>Career</td><td>245/118/127</td><td>8.5</td><td>1</td><td>6</td><td>3</td></tr></table> | Year | T/S/A | TFL | SACK | PDEF | INT  | 2024 | 26/11/15 | 1.5 | 0  | 1 | 0  | Career | 245/118/127 | 8.5  | 1    | 6  | 3  | <table><tr><th>Year</th><th>TOTAL</th><th>TFL</th><th>INT</th></tr><tr><td>2024</td><td>8</td><td>1</td><td>--</td></tr><tr><td>Career</td><td>11</td><td>1(6)</td><td>1(3)</td></tr></table>         | Year | TOTAL                                       | TFL   | INT  | 2024  | 8    | 1    | --   | Career | 11    | 1(6)   | 1(3) | <ul style="list-style-type: none"><li>- Named one of four team captains prior to first season with the Knights</li><li>- Team Captain in both '22 and '23 at Vanderbilt where he started at LB</li><li>- Recorded at least two tackles in each game in '23</li></ul>   |   |   |        |       |     |   |   |   |  |  |
|        | Year  | T/S/A  | TFL   | SACK   | PDEF | INT   |     |      |      |      |      |          |     |    |   |    |        |             |      |      |    |    |   |      |   |   |      |       |      |      |      |        |       |        |      |  |   |   |        |       |     |   |   |   |  |  |
| 2024   | 26/11/15  | 1.5    | 0   | 1  | 0    |       |     |      |      |      |      |          |     |    |   |    |        |             |      |      |    |    |   |      |   |   |      |       |      |      |      |        |       |        |      |  |   |   |        |       |     |   |   |   |  |  |
| Career | 245/118/127   | 8.5    | 1   | 6  | 3    |       |     |      |      |      |      |          |     |    |   |    |        |             |      |      |    |    |   |      |   |   |      |       |      |      |      |        |       |        |      |  |   |   |        |       |     |   |   |   |  |  |
| Year   | TOTAL   | TFL    | INT   |  |      |       |     |      |      |      |      |          |     |    |   |    |        |             |      |      |    |    |   |      |   |   |      |       |      |      |      |        |       |        |      |  |   |   |        |       |     |   |   |   |  |  |
| 2024   | 8   | 1      | --  |  |      |       |     |      |      |      |      |          |     |    |   |    |        |             |      |      |    |    |   |      |   |   |      |       |      |      |      |        |       |        |      |  |   |   |        |       |     |   |   |   |  |  |
| Career | 11  | 1(6)   | 1(3)  |  |      |       |     |      |      |      |      |          |     |    |   |    |        |             |      |      |    |    |   |      |   |   |      |       |      |      |      |        |       |        |      |  |   |   |        |       |     |   |   |   |  |  |
|        |  | 14     | <b>JESIAH PIERRE</b><br>6-2   246   5TH   TEXAS TECH      | <table><tr><th>Year</th><th>T/S/A</th><th>TFL</th><th>SACK</th><th>PDEF</th><th>INT</th></tr><tr><td>2024</td><td>17/8/9</td><td>2</td><td>0</td><td>0</td><td>0</td></tr><tr><td>Career</td><td>158/81/77</td><td>12</td><td>5</td><td>1</td><td>0</td></tr></table>        | Year | T/S/A | TFL | SACK | PDEF | INT  | 2024 | 17/8/9   | 2   | 0  | 0 | 0  | Career | 158/81/77   | 12   | 5    | 1  | 0  | <table><tr><th>Year</th><th>TOTAL</th><th>TFL</th><th>INT</th></tr><tr><td>2024</td><td>6</td><td>1.5</td><td>--</td></tr><tr><td>Career</td><td>14</td><td>2.5</td><td>0</td></tr></table>           | Year | TOTAL                                       | TFL   | INT  | 2024  | 6    | 1.5  | --   | Career | 14    | 2.5    | 0    | <ul style="list-style-type: none"><li>- Honorable Mention All-Big 12 pick at LB in '23 with Texas Tech</li><li>- Ranked fourth in tackles on team with 66, along with 1.5 TFL and a half-sack in '23</li><li>- Tallied team-high 13 tackles in regular-season finale at Texas</li></ul>                            |   |   |        |       |     |   |   |   |  |  |
| Year   | T/S/A   | TFL    | SACK  | PDEF   | INT  |       |     |      |      |      |      |          |     |    |   |    |        |             |      |      |    |    |   |      |   |   |      |       |      |      |      |        |       |        |      |  |   |   |        |       |     |   |   |   |  |  |
| 2024   | 17/8/9  | 2      | 0   | 0  | 0    |       |     |      |      |      |      |          |     |    |   |    |        |             |      |      |    |    |   |      |   |   |      |       |      |      |      |        |       |        |      |  |   |   |        |       |     |   |   |   |  |  |
| Career | 158/81/77   | 12     | 5   | 1  | 0    |       |     |      |      |      |      |          |     |    |   |    |        |             |      |      |    |    |   |      |   |   |      |       |      |      |      |        |       |        |      |  |   |   |        |       |     |   |   |   |  |  |
| Year   | TOTAL   | TFL    | INT   |  |      |       |     |      |      |      |      |          |     |    |   |    |        |             |      |      |    |    |   |      |   |   |      |       |      |      |      |        |       |        |      |  |   |   |        |       |     |   |   |   |  |  |
| 2024   | 6   | 1.5    | --  |  |      |       |     |      |      |      |      |          |     |    |   |    |        |             |      |      |    |    |   |      |   |   |      |       |      |      |      |        |       |        |      |  |   |   |        |       |     |   |   |   |  |  |
| Career | 14  | 2.5    | 0   |  |      |       |     |      |      |      |      |          |     |    |   |    |        |             |      |      |    |    |   |      |   |   |      |       |      |      |      |        |       |        |      |  |   |   |        |       |     |   |   |   |  |  |
| NICKEL |  | 4      | <b>BRAEDEN MARSHALL</b><br>5-10   175   SO.               | <table><tr><th>Year</th><th>T/S/A</th><th>TFL</th><th>SACK</th><th>PDEF</th><th>INT</th></tr><tr><td>2024</td><td>19/16/3</td><td>3</td><td>0</td><td>3</td><td>0</td></tr><tr><td>Career</td><td>41/30/11</td><td>5</td><td>0</td><td>4</td><td>1</td></tr></table>         | Year | T/S/A | TFL | SACK | PDEF | INT  | 2024 | 19/16/3  | 3   | 0  | 3 | 0  | Career | 41/30/11    | 5    | 0    | 4  | 1  | <table><tr><th>Year</th><th>TOTAL</th><th>TFL</th><th>INT</th></tr><tr><td>2024</td><td>5</td><td>2</td><td>--</td></tr><tr><td>Career</td><td>5</td><td>2</td><td>1</td></tr></table>                | Year | TOTAL                                       | TFL   | INT  | 2024  | 5    | 2    | --   | Career | 5     | 2      | 1    | <ul style="list-style-type: none"><li>- Led the Knights with a career-high two TFLs vs. New Hampshire</li><li>- Started three games (Cincinnati, Texas Tech, Houston) and appeared in all 13 during his freshman season, recording 22 tackles and one interception</li></ul>                                       |   |   |        |       |     |   |   |   |  |  |
| Year   | T/S/A   | TFL    | SACK  | PDEF   | INT  |       |     |      |      |      |      |          |     |    |   |    |        |             |      |      |    |    |   |      |   |   |      |       |      |      |      |        |       |        |      |  |   |   |        |       |     |   |   |   |  |  |
| 2024   | 19/16/3   | 3      | 0   | 3  | 0    |       |     |      |      |      |      |          |     |    |   |    |        |             |      |      |    |    |   |      |   |   |      |       |      |      |      |        |       |        |      |  |   |   |        |       |     |   |   |   |  |  |
| Career | 41/30/11  | 5      | 0   | 4  | 1    |       |     |      |      |      |      |          |     |    |   |    |        |             |      |      |    |    |   |      |   |   |      |       |      |      |      |        |       |        |      |  |   |   |        |       |     |   |   |   |  |  |
| Year   | TOTAL   | TFL    | INT   |  |      |       |     |      |      |      |      |          |     |    |   |    |        |             |      |      |    |    |   |      |   |   |      |       |      |      |      |        |       |        |      |  |   |   |        |       |     |   |   |   |  |  |
| 2024   | 5   | 2      | --  |  |      |       |     |      |      |      |      |          |     |    |   |    |        |             |      |      |    |    |   |      |   |   |      |       |      |      |      |        |       |        |      |  |   |   |        |       |     |   |   |   |  |  |
| Career | 5   | 2      | 1   |  |      |       |     |      |      |      |      |          |     |    |   |    |        |             |      |      |    |    |   |      |   |   |      |       |      |      |      |        |       |        |      |  |   |   |        |       |     |   |   |   |  |  |
| CB     |  | 0      | <b>BJ ADAMS</b><br>6-3   190   SR.                        | <table><tr><th>Year</th><th>T/S/A</th><th>TFL</th><th>SACK</th><th>PDEF</th><th>INT</th></tr><tr><td>2024</td><td>11/9/2</td><td>1</td><td>0</td><td>1</td><td>0</td></tr><tr><td>Career</td><td>85/68/17</td><td>4</td><td>0</td><td>10</td><td>0</td></tr></table>         | Year | T/S/A | TFL | SACK | PDEF | INT  | 2024 | 11/9/2   | 1   | 0  | 1 | 0  | Career | 85/68/17    | 4    | 0    | 10 | 0  | <table><tr><th>Year</th><th>TOTAL</th><th>PDEF</th><th>INT</th></tr><tr><td>2024</td><td>4</td><td>1(2)</td><td>--</td></tr><tr><td>Career</td><td>6</td><td>2(2)</td><td>0</td></tr></table>         | Year | TOTAL                                       | PDEF  | INT  | 2024  | 4    | 1(2) | --   | Career | 6     | 2(2)   | 0    | <ul style="list-style-type: none"><li>- Secured first-career interception vs. Cincinnati</li><li>- Tabbed to Athlon Sports Preseason All-Big 12 Fourth Team</li><li>- Started in 10 games and appeared in all 13 for the Knights in '23</li></ul>  |   |   |        |       |     |   |   |   |  |  |
|        | Year  | T/S/A  | TFL   | SACK   | PDEF | INT   |     |      |      |      |      |          |     |    |   |    |        |             |      |      |    |    |   |      |   |   |      |       |      |      |      |        |       |        |      |  |   |   |        |       |     |   |   |   |  |  |
| 2024   | 11/9/2  | 1      | 0   | 1  | 0    |       |     |      |      |      |      |          |     |    |   |    |        |             |      |      |    |    |   |      |   |   |      |       |      |      |      |        |       |        |      |  |   |   |        |       |     |   |   |   |  |  |
| Career | 85/68/17  | 4      | 0   | 10   | 0    |       |     |      |      |      |      |          |     |    |   |    |        |             |      |      |    |    |   |      |   |   |      |       |      |      |      |        |       |        |      |  |   |   |        |       |     |   |   |   |  |  |
| Year   | TOTAL   | PDEF   | INT   |  |      |       |     |      |      |      |      |          |     |    |   |    |        |             |      |      |    |    |   |      |   |   |      |       |      |      |      |        |       |        |      |  |   |   |        |       |     |   |   |   |  |  |
| 2024   | 4   | 1(2)   | --  |  |      |       |     |      |      |      |      |          |     |    |   |    |        |             |      |      |    |    |   |      |   |   |      |       |      |      |      |        |       |        |      |  |   |   |        |       |     |   |   |   |  |  |
| Career | 6   | 2(2)   | 0   |  |      |       |     |      |      |      |      |          |     |    |   |    |        |             |      |      |    |    |   |      |   |   |      |       |      |      |      |        |       |        |      |  |   |   |        |       |     |   |   |   |  |  |
|        |  | 27     | <b>CHASEN JOHNSON</b><br>6-1   180   FR.                  | <table><tr><th>Year</th><th>T/S/A</th><th>TFL</th><th>SACK</th><th>PDEF</th><th>INT</th></tr><tr><td>2024</td><td>2/2/0</td><td>--</td><td>--</td><td>1</td><td>--</td></tr><tr><td>Career</td><td>2/2/0</td><td>--</td><td>--</td><td>1</td><td>--</td></tr></table>        | Year | T/S/A | TFL | SACK | PDEF | INT  | 2024 | 2/2/0    | --  | -- | 1 | -- | Career | 2/2/0       | --   | --   | 1  | -- | <table><tr><th>Year</th><th>TOTAL</th><th>PDEF</th><th>INT</th></tr><tr><td>2024</td><td>1(2)</td><td>1</td><td>--</td></tr><tr><td>Career</td><td>1(2)</td><td>1</td><td>--</td></tr></table>        | Year | TOTAL                                       | PDEF  | INT  | 2024  | 1(2) | 1    | --   | Career | 1(2)  | 1      | --   | <ul style="list-style-type: none"><li>- Made collegiate debut at Florida last week, getting snaps at cornerback and recorded a tackle and TFL</li><li>- One of two freshman (Tyreek'e Robinson) to be listed on the depth chart</li></ul>  |   |   |        |       |     |   |   |   |  |  |
| Year   | T/S/A   | TFL    | SACK  | PDEF   | INT  |       |     |      |      |      |      |          |     |    |   |    |        |             |      |      |    |    |   |      |   |   |      |       |      |      |      |        |       |        |      |  |   |   |        |       |     |   |   |   |  |  |
| 2024   | 2/2/0   | --     | --  | 1  | --   |       |     |      |      |      |      |          |     |    |   |    |        |             |      |      |    |    |   |      |   |   |      |       |      |      |      |        |       |        |      |  |   |   |        |       |     |   |   |   |  |  |
| Career | 2/2/0   | --     | --  | 1  | --   |       |     |      |      |      |      |          |     |    |   |    |        |             |      |      |    |    |   |      |   |   |      |       |      |      |      |        |       |        |      |  |   |   |        |       |     |   |   |   |  |  |
| Year   | TOTAL   | PDEF   | INT   |  |      |       |     |      |      |      |      |          |     |    |   |    |        |             |      |      |    |    |   |      |   |   |      |       |      |      |      |        |       |        |      |  |   |   |        |       |     |   |   |   |  |  |
| 2024   | 1(2)  | 1      | --  |  |      |       |     |      |      |      |      |          |     |    |   |    |        |             |      |      |    |    |   |      |   |   |      |       |      |      |      |        |       |        |      |  |   |   |        |       |     |   |   |   |  |  |
| Career | 1(2)  | 1      | --  |  |      |       |     |      |      |      |      |          |     |    |   |    |        |             |      |      |    |    |   |      |   |   |      |       |      |      |      |        |       |        |      |  |   |   |        |       |     |   |   |   |  |  |
| CB     |  | 20     | <b>MAC MCWILLIAMS</b><br>5-10   185   R-SR.   UAB         | <table><tr><th>Year</th><th>T/S/A</th><th>TFL</th><th>SACK</th><th>PDEF</th><th>INT</th></tr><tr><td>2024</td><td>20/16/4</td><td>4</td><td>0</td><td>1</td><td>1</td></tr><tr><td>Career</td><td>121/89/32</td><td>10</td><td>0</td><td>24</td><td>1</td></tr></table>      | Year | T/S/A | TFL | SACK | PDEF | INT  | 2024 | 20/16/4  | 4   | 0  | 1 | 1  | Career | 121/89/32   | 10   | 0    | 24 | 1  | <table><tr><th>Year</th><th>TOTAL</th><th>PDEF</th><th>INT</th></tr><tr><td>2024</td><td>6</td><td>1</td><td>1</td></tr><tr><td>Career</td><td>8(2)</td><td>3(2)</td><td>1(2)</td></tr></table>       | Year | TOTAL                                       | PDEF  | INT  | 2024  | 6    | 1    | 1    | Career | 8(2)  | 3(2)   | 1(2) | <ul style="list-style-type: none"><li>- Recorded second-career interception and first with UCF vs. Sam Houston</li><li>- Team captain at UAB last season</li><li>- Started all 12 games for the Blazers</li></ul>  |   |   |        |       |     |   |   |   |  |  |
|        | Year  | T/S/A  | TFL   | SACK   | PDEF | INT   |     |      |      |      |      |          |     |    |   |    |        |             |      |      |    |    |   |      |   |   |      |       |      |      |      |        |       |        |      |  |   |   |        |       |     |   |   |   |  |  |
| 2024   | 20/16/4   | 4      | 0   | 1  | 1    |       |     |      |      |      |      |          |     |    |   |    |        |             |      |      |    |    |   |      |   |   |      |       |      |      |      |        |       |        |      |  |   |   |        |       |     |   |   |   |  |  |
| Career | 121/89/32   | 10     | 0   | 24   | 1    |       |     |      |      |      |      |          |     |    |   |    |        |             |      |      |    |    |   |      |   |   |      |       |      |      |      |        |       |        |      |  |   |   |        |       |     |   |   |   |  |  |
| Year   | TOTAL   | PDEF   | INT   |  |      |       |     |      |      |      |      |          |     |    |   |    |        |             |      |      |    |    |   |      |   |   |      |       |      |      |      |        |       |        |      |  |   |   |        |       |     |   |   |   |  |  |
| 2024   | 6   | 1      | 1   |  |      |       |     |      |      |      |      |          |     |    |   |    |        |             |      |      |    |    |   |      |   |   |      |       |      |      |      |        |       |        |      |  |   |   |        |       |     |   |   |   |  |  |
| Career | 8(2)  | 3(2)   | 1(2)  |  |      |       |     |      |      |      |      |          |     |    |   |    |        |             |      |      |    |    |   |      |   |   |      |       |      |      |      |        |       |        |      |  |   |   |        |       |     |   |   |   |  |  |
|        |  | 7      | <b>ANTIONE JACKSON</b><br>6-1   175   SO.   EAST CAROLINA | <table><tr><th>Year</th><th>T/S/A</th><th>TFL</th><th>SACK</th><th>PDEF</th><th>INT</th></tr><tr><td>2024</td><td>11/6/5</td><td>0.5</td><td>0</td><td>2</td><td>1</td></tr><tr><td>Career</td><td>30/17/13</td><td>0.5</td><td>0</td><td>4</td><td>2</td></tr></table>      | Year | T/S/A | TFL | SACK | PDEF | INT  | 2024 | 11/6/5   | 0.5 | 0  | 2 | 1  | Career | 30/17/13    | 0.5  | 0    | 4  | 2  | <table><tr><th>Year</th><th>TOTAL</th><th>PDEF</th><th>INT</th></tr><tr><td>2024</td><td>5</td><td>1(2)</td><td>1</td></tr><tr><td>Career</td><td>7</td><td>1(5)</td><td>1(2)</td></tr></table>       | Year | TOTAL                                       | PDEF  | INT  | 2024  | 5    | 1(2) | 1    | Career | 7     | 1(5)   | 1(2) | <ul style="list-style-type: none"><li>- Registered second-career interception vs. New Hampshire in season opener</li><li>- Played in 10 games and started three at East Carolina last season</li><li>- Had 19 tackles, three pass breakups and one interception</li></ul>  |   |   |        |       |     |   |   |   |  |  |
| Year   | T/S/A   | TFL    | SACK  | PDEF   | INT  |       |     |      |      |      |      |          |     |    |   |    |        |             |      |      |    |    |   |      |   |   |      |       |      |      |      |        |       |        |      |  |   |   |        |       |     |   |   |   |  |  |
| 2024   | 11/6/5  | 0.5    | 0   | 2  | 1    |       |     |      |      |      |      |          |     |    |   |    |        |             |      |      |    |    |   |      |   |   |      |       |      |      |      |        |       |        |      |  |   |   |        |       |     |   |   |   |  |  |
| Career | 30/17/13  | 0.5    | 0   | 4  | 2    |       |     |      |      |      |      |          |     |    |   |    |        |             |      |      |    |    |   |      |   |   |      |       |      |      |      |        |       |        |      |  |   |   |        |       |     |   |   |   |  |  |
| Year   | TOTAL   | PDEF   | INT   |  |      |       |     |      |      |      |      |          |     |    |   |    |        |             |      |      |    |    |   |      |   |   |      |       |      |      |      |        |       |        |      |  |   |   |        |       |     |   |   |   |  |  |
| 2024   | 5   | 1(2)   | 1   |  |      |       |     |      |      |      |      |          |     |    |   |    |        |             |      |      |    |    |   |      |   |   |      |       |      |      |      |        |       |        |      |  |   |   |        |       |     |   |   |   |  |  |
| Career | 7   | 1(5)   | 1(2)  |  |      |       |     |      |      |      |      |          |     |    |   |    |        |             |      |      |    |    |   |      |   |   |      |       |      |      |      |        |       |        |      |  |   |   |        |       |     |   |   |   |  |  |
| S      |  | 9      | <b>SHELDON ARNOLD</b><br>6-1   191   5TH   ETSU           | <table><tr><th>Year</th><th>T/S/A</th><th>TFL</th><th>SACK</th><th>PDEF</th><th>INT</th></tr><tr><td>2024</td><td>21/15/6</td><td>0.5</td><td>0</td><td>0</td><td>1</td></tr><tr><td>Career</td><td>166/111/55</td><td>11.5</td><td>1</td><td>8</td><td>8</td></tr></table>  | Year | T/S/A | TFL | SACK | PDEF | INT  | 2024 | 21/15/6  | 0.5 | 0  | 0 | 1  | Career | 166/111/55  | 11.5 | 1    | 8  | 8  | <table><tr><th>Year</th><th>TOTAL</th><th>PDEF</th><th>INT</th></tr><tr><td>2024</td><td>7(2)</td><td>--</td><td>1</td></tr><tr><td>Career</td><td>12(2)</td><td>1(8)</td><td>2</td></tr></table>     | Year | TOTAL                                       | PDEF  | INT  | 2024  | 7(2) | --   | 1    | Career | 12(2) | 1(8)   | 2    | <ul style="list-style-type: none"><li>- Secured eighth-career interception and first with UCF vs. Sam Houston</li><li>- Tabbed an FCS All-American at ETSU</li><li>- Recorded 87 tackles, nine TFLs, four interceptions and three fumble recoveries</li></ul>  |   |   |        |       |     |   |   |   |  |  |
|        | Year  | T/S/A  | TFL   | SACK   | PDEF | INT   |     |      |      |      |      |          |     |    |   |    |        |             |      |      |    |    |   |      |   |   |      |       |      |      |      |        |       |        |      |  |   |   |        |       |     |   |   |   |  |  |
| 2024   | 21/15/6   | 0.5    | 0   | 0  | 1    |       |     |      |      |      |      |          |     |    |   |    |        |             |      |      |    |    |   |      |   |   |      |       |      |      |      |        |       |        |      |  |   |   |        |       |     |   |   |   |  |  |
| Career | 166/111/55  | 11.5   | 1   | 8  | 8    |       |     |      |      |      |      |          |     |    |   |    |        |             |      |      |    |    |   |      |   |   |      |       |      |      |      |        |       |        |      |  |   |   |        |       |     |   |   |   |  |  |
| Year   | TOTAL   | PDEF   | INT   |  |      |       |     |      |      |      |      |          |     |    |   |    |        |             |      |      |    |    |   |      |   |   |      |       |      |      |      |        |       |        |      |  |   |   |        |       |     |   |   |   |  |  |
| 2024   | 7(2)  | --     | 1   |  |      |       |     |      |      |      |      |          |     |    |   |    |        |             |      |      |    |    |   |      |   |   |      |       |      |      |      |        |       |        |      |  |   |   |        |       |     |   |   |   |  |  |
| Career | 12(2)   | 1(8)   | 2   |  |      |       |     |      |      |      |      |          |     |    |   |    |        |             |      |      |    |    |   |      |   |   |      |       |      |      |      |        |       |        |      |  |   |   |        |       |     |   |   |   |  |  |
|        |  | 10     | <b>QUADRIC BULLARD</b><br>6-0   175   5TH                 | <table><tr><th>Year</th><th>T/S/A</th><th>TFL</th><th>SACK</th><th>PDEF</th><th>INT</th></tr><tr><td>2024</td><td>25/13/12</td><td>0</td><td>0</td><td>0</td><td>0</td></tr><tr><td>Career</td><td>181/125/56</td><td>6</td><td>2</td><td>12</td><td>1</td></tr></table>     | Year | T/S/A | TFL | SACK | PDEF | INT  | 2024 | 25/13/12 | 0   | 0  | 0 | 0  | Career | 181/125/56  | 6    | 2    | 12 | 1  | <table><tr><th>Year</th><th>TOTAL</th><th>PDEF</th><th>INT</th></tr><tr><td>2024</td><td>6(2)</td><td>--</td><td>--</td></tr><tr><td>Career</td><td>9(2)</td><td>2(1)</td><td>1</td></tr></table>     | Year | TOTAL                                       | PDEF  | INT  | 2024  | 6(2) | --   | --   | Career | 9(2)  | 2(1)   | 1    | <ul style="list-style-type: none"><li>- Started seven games for UCF last season and played in every game</li><li>- Ended the year with 34 tackles</li><li>- Recorded an interception at Oklahoma</li></ul>   |   |   |        |       |     |   |   |   |  |  |
| Year   | T/S/A   | TFL    | SACK  | PDEF   | INT  |       |     |      |      |      |      |          |     |    |   |    |        |             |      |      |    |    |   |      |   |   |      |       |      |      |      |        |       |        |      |  |   |   |        |       |     |   |   |   |  |  |
| 2024   | 25/13/12  | 0      | 0   | 0  | 0    |       |     |      |      |      |      |          |     |    |   |    |        |             |      |      |    |    |   |      |   |   |      |       |      |      |      |        |       |        |      |  |   |   |        |       |     |   |   |   |  |  |
| Career | 181/125/56  | 6      | 2   | 12   | 1    |       |     |      |      |      |      |          |     |    |   |    |        |             |      |      |    |    |   |      |   |   |      |       |      |      |      |        |       |        |      |  |   |   |        |       |     |   |   |   |  |  |
| Year   | TOTAL   | PDEF   | INT   |  |      |       |     |      |      |      |      |          |     |    |   |    |        |             |      |      |    |    |   |      |   |   |      |       |      |      |      |        |       |        |      |  |   |   |        |       |     |   |   |   |  |  |
| 2024   | 6(2)  | --     | --  |  |      |       |     |      |      |      |      |          |     |    |   |    |        |             |      |      |    |    |   |      |   |   |      |       |      |      |      |        |       |        |      |  |   |   |        |       |     |   |   |   |  |  |
| Career | 9(2)  | 2(1)   | 1   |  |      |       |     |      |      |      |      |          |     |    |   |    |        |             |      |      |    |    |   |      |   |   |      |       |      |      |      |        |       |        |      |  |   |   |        |       |     |   |   |   |  |  |
| S      |  | 13     | <b>LADARIUS TENNISON</b><br>5-10   200   5TH   OLE MISS   | <table><tr><th>Year</th><th>T/S/A</th><th>TFL</th><th>SACK</th><th>PDEF</th><th>INT</th></tr><tr><td>2024</td><td>20/13/7</td><td>1</td><td>0</td><td>2</td><td>1</td></tr><tr><td>Career</td><td>156/95/61</td><td>19</td><td>2.5</td><td>4</td><td>1</td></tr></table>     | Year | T/S/A | TFL | SACK | PDEF | INT  | 2024 | 20/13/7  | 1   | 0  | 2 | 1  | Career | 156/95/61   | 19   | 2.5  | 4  | 1  | <table><tr><th>Year</th><th>TOTAL</th><th>PDEF</th><th>INT</th></tr><tr><td>2024</td><td>7(2)</td><td>1(2)</td><td>1</td></tr><tr><td>Career</td><td>12</td><td>1(4)</td><td>1</td></tr></table>      | Year | TOTAL                                       | PDEF  | INT  | 2024  | 7(2) | 1(2) | 1    | Career | 12    | 1(4)   | 1    | <ul style="list-style-type: none"><li>- Tallied first-career interception vs. Cincinnati</li><li>- Recorded a blocked punt and safety vs. New Hampshire in Knights debut</li><li>- Tabbed an All-SEC Special Teamer of the Year by College Football Network</li></ul>  |   |   |        |       |     |   |   |   |  |  |
|        | Year  | T/S/A  | TFL   | SACK   | PDEF | INT   |     |      |      |      |      |          |     |    |   |    |        |             |      |      |    |    |   |      |   |   |      |       |      |      |      |        |       |        |      |  |   |   |        |       |     |   |   |   |  |  |
| 2024   | 20/13/7   | 1      | 0   | 2  | 1    |       |     |      |      |      |      |          |     |    |   |    |        |             |      |      |    |    |   |      |   |   |      |       |      |      |      |        |       |        |      |  |   |   |        |       |     |   |   |   |  |  |
| Career | 156/95/61   | 19     | 2.5   | 4  | 1    |       |     |      |      |      |      |          |     |    |   |    |        |             |      |      |    |    |   |      |   |   |      |       |      |      |      |        |       |        |      |  |   |   |        |       |     |   |   |   |  |  |
| Year   | TOTAL   | PDEF   | INT   |  |      |       |     |      |      |      |      |          |     |    |   |    |        |             |      |      |    |    |   |      |   |   |      |       |      |      |      |        |       |        |      |  |   |   |        |       |     |   |   |   |  |  |
| 2024   | 7(2)  | 1(2)   | 1   |  |      |       |     |      |      |      |      |          |     |    |   |    |        |             |      |      |    |    |   |      |   |   |      |       |      |      |      |        |       |        |      |  |   |   |        |       |     |   |   |   |  |  |
| Career | 12  | 1(4)   | 1   |  |      |       |     |      |      |      |      |          |     |    |   |    |        |             |      |      |    |    |   |      |   |   |      |       |      |      |      |        |       |        |      |  |   |   |        |       |     |   |   |   |  |  |
|        |  | 10     | <b>QUADRIC BULLARD</b><br>6-0   175   5TH                 | <table><tr><th>Year</th><th>T/S/A</th><th>TFL</th><th>SACK</th><th>PDEF</th><th>INT</th></tr><tr><td>2024</td><td>25/13/12</td><td>0</td><td>0</td><td>0</td><td>0</td></tr><tr><td>Career</td><td>181/125/56</td><td>6</td><td>2</td><td>12</td><td>1</td></tr></table>     | Year | T/S/A | TFL | SACK | PDEF | INT  | 2024 | 25/13/12 | 0   | 0  | 0 | 0  | Career | 181/125/56  | 6    | 2    | 12 | 1  | <table><tr><th>Year</th><th>TOTAL</th><th>PDEF</th><th>INT</th></tr><tr><td>2024</td><td>6(2)</td><td>--</td><td>--</td></tr><tr><td>Career</td><td>9(2)</td><td>2(1)</td><td>1</td></tr></table>     | Year | TOTAL                                       | PDEF  | INT  | 2024  | 6(2) | --   | --   | Career | 9(2)  | 2(1)   | 1    | <ul style="list-style-type: none"><li>- Started seven games for UCF last season and played in every game</li><li>- Ended the year with 34 tackles</li><li>- Recorded an interception at Oklahoma</li></ul>   |   |   |        |       |     |   |   |   |  |  |
| Year   | T/S/A   | TFL    | SACK  | PDEF   | INT  |       |     |      |      |      |      |          |     |    |   |    |        |             |      |      |    |    |   |      |   |   |      |       |      |      |      |        |       |        |      |  |   |   |        |       |     |   |   |   |  |  |
| 2024   | 25/13/12  | 0      | 0   | 0  | 0    |       |     |      |      |      |      |          |     |    |   |    |        |             |      |      |    |    |   |      |   |   |      |       |      |      |      |        |       |        |      |  |   |   |        |       |     |   |   |   |  |  |
| Career | 181/125/56  | 6      | 2   | 12   | 1    |       |     |      |      |      |      |          |     |    |   |    |        |             |      |      |    |    |   |      |   |   |      |       |      |      |      |        |       |        |      |  |   |   |        |       |     |   |   |   |  |  |
| Year   | TOTAL   | PDEF   | INT   |  |      |       |     |      |      |      |      |          |     |    |   |    |        |             |      |      |    |    |   |      |   |   |      |       |      |      |      |        |       |        |      |  |   |   |        |       |     |   |   |   |  |  |
| 2024   | 6(2)  | --     | --  |  |      |       |     |      |      |      |      |          |     |    |   |    |        |             |      |      |    |    |   |      |   |   |      |       |      |      |      |        |       |        |      |  |   |   |        |       |     |   |   |   |  |  |
| Career | 9(2)  | 2(1)   | 1   |  |      |       |     |      |      |      |      |          |     |    |   |    |        |             |      |      |    |    |   |      |   |   |      |       |      |      |      |        |       |        |      |  |   |   |        |       |     |   |   |   |  |  |



## GUS MALZAHN | HEAD COACH • FOURTH SEASON



**Hometown**  
Fort Smith, Arkansas

**Education**  
Henderson State, 1990

**Family**  
Wife - Kristi  
Children - Kylie and Kenzie

**Head Coaching Record**

| Year         | School            | Record        |
|--------------|-------------------|---------------|
| 2012         | Arkansas State    | 9-3           |
| 2013         | Auburn            | 12-2          |
| 2014         | Auburn            | 8-5           |
| 2015         | Auburn            | 7-6           |
| 2016         | Auburn            | 8-5           |
| 2017         | Auburn            | 10-4          |
| 2018         | Auburn            | 8-5           |
| 2019         | Auburn            | 9-4           |
| 2020         | Auburn            | 6-4           |
| 2021         | UCF               | 9-4           |
| 2022         | UCF               | 9-5           |
| 2023         | UCF               | 6-7           |
| 2024         | UCF               | 3-3           |
| <b>Total</b> | <b>13 Seasons</b> | <b>104-57</b> |

**Bowl Games**

|      |                        |
|------|------------------------|
| 2014 | BCS Championship       |
| 2015 | Outback Bowl           |
| 2015 | Birmingham Bowl        |
| 2017 | Sugar Bowl             |
| 2018 | Chick-fil-A Peach Bowl |
| 2018 | Music City Bowl        |
| 2020 | Outback Bowl           |
| 2021 | Gasparilla Bowl        |
| 2022 | Military Bowl          |
| 2023 | Gasparilla Bowl        |

**Coaching Experience**

|              |  |
|--------------|--|
| 2021-present | UCF (HC)                                 |
| 2013-20      | Auburn (HC)                              |
| 2012         | Arkansas State (HC)                      |
| 2009-11      | Auburn (OC/QBs)                          |
| 2007-08      | Tulsa (Asst. HC/Co-OC/QBs)               |
| 2006         | Arkansas (OC/WRs)                        |
| 2001-05      | Springdale HS (Ark.) Head Coach          |
| 1996-2000    | Shiloh HS (Ark.) Head Coach              |
| 1991-95      | Hughes HS (Ark.) DC (1991), HC (1992-95) |



Gus Malzahn was named the ninth head coach in UCF football history on Feb. 15, 2021. He has long been known as one of college football's great offensive innovators, and over his 18 seasons as a coordinator and head coach at the collegiate level, he has the resume to prove it.

Malzahn, now 104-57 (.646) in 13 seasons overall as a head coach, has guided his teams to eight conference championship game appearances, including a pair of SEC Championships at Auburn (2010, 2013) and a Sun Belt Championship at Arkansas State in 2012.

He was the first head coach to implement the "Hurry-Up, No Huddle" offense in the SEC at Auburn in 2009, and his offensive philosophy and strategies have since been implemented by most collegiate programs, in addition to several NFL teams.

In nine of Malzahn's 18 seasons as a head coach or coordinator, his teams have been ranked in the Top 20 in total offense and/or rushing offense, including seven seasons in the Top 10. His 2022 and 2023 UCF teams finished the season ninth and fifth, respectively, in rushing offense, including eighth overall in total offense last season. Malzahn has produced 16 1,000-yard rushers in his career, including RJ Harvey in 2023, Tre Mason (1,816) and Nick Marshall (1,068) in 2013 and Cameron-Artis Payne (1,608) in 2014. Malzahn's Auburn teams still hold SEC Championship game records for points scored (59), total offense (677 yards), rushing yards (545), individual rushing yards (304), individual rushing TDs (4), individual receiving yds (217) and largest margin of victory (39).

Malzahn's first three seasons as UCF head football coach in 2021, 2022 and 2023 have featured three consecutive postseason bowl invitations (now 12 straight for teams coached by Malzahn and eight straight for UCF), overall nine-win marks in 2021 and 2022—plus a 2022 conference title-game qualification—as his Knight teams have injected themselves onto the list of elite collegiate programs.

Malzahn, who spent one year as a head coach in the Sun Belt Conference, eight years in the high-powered Southeastern Conference and two years in the American Athletic Conference, coached his first season in the Big 12 Conference in 2023.

Highlighted by a 45-3 late-season triumph over 15th-ranked Oklahoma State, Malzahn's Knights defeated two teams that played in 2023 conference championship games—the Cowboys (Big 12) and Boise State (Mountain West). UCF's initial year in the Big 12 saw them qualify for a Gasparilla Bowl matchup with Georgia Tech.

His UCF crew in 2023 ranked among the nation's top offensive units—standing fourth in the country in rushing (233.2 yards

per game) and seventh in total offense (492.2). In addition, the Knights allowed the fewest passing yards in the Big 12—with Knight players pacing the league in receiving yards per game (Javon Baker) and tackles for loss (Tre'mon Morris-Brash). UCF also ranked sixth in the country in third-down conversions at 50 percent and 10th in yards per pass completion (14.67).

Baker and Morris-Brash received first-team All-Big 12 recognition in voting by league coaches—while senior linebacker Jason Johnson made the second team after his third straight season with 100-plus tackles and Harvey (1,296 regular-season yards and 16 rushing touchdowns) became a Doak Walker Award semifinalist.

UCF's impressive win against Big 12 runner-up Oklahoma State marked the 100th by Malzahn while coaching FBS programs—making him the first coach in college football history to win 100-plus games at both the high school level as well as while coaching at FBS institutions.

His 2022 squad produced significant regular-season victories over ranked Cincinnati and Tulane squads—followed by an appearance in the AAC Championship Game for the first time since 2018. In 2021 Malzahn's unit finished with six wins in the Knights' final seven games, a 29-17 Gasparilla Bowl triumph over Florida, a perfect 7-0 home record—and an eye-opening response to a parade of injuries to key personnel.

The Knights in 2022 excelled on both sides of the line of scrimmage. UCF finished among the national leaders on offense while also leading the nation in red-zone defense much of the season. Malzahn's team also ranked 11th in first downs, 13th in fumbles recovered to pace the league.

In 2022 UCF ranked second in the AAC in total offense and rushing. The improved Knight attack jumped 50 spots in the NCAA rankings in total offense, 19 in rushing, 34 in passing and six in scoring. The Knights also had 14 All-AAC first- or second-team selections while cornerback Davonte Brown was named the AAC Cornerback of the Year by Pro Football Network.

Malzahn's Knights began the 2021 season by recording the latest comeback victory in UCF history in a 36-31 triumph over Boise State. His first team in Orlando prospered by pulling out three other wins by four-point margins and playing six games overall decided by a touchdown or less—with two UCF defeats coming by a combined 11 points. In recognition of his efforts, Malzahn was named one of three finalists for the Steve Spurrier Award presented by the Football Writers Association of America to the best head coach in his first year at a school.

That season UCF ranked seventh nationally in team pass efficiency defense (after ranking 104th in that NCAA statistical

category the previous year), while also showing dramatic improvement in several other statistical categories:

- An upgrade of 86 slots in passing yards allowed compared to 2020, while permitting 89.1 fewer passing yards in 2021
- An improvement of 70 slots in total defense, while allowing 122.5 fewer yards per game compared to the previous season

In eight years as head football coach at Auburn, Malzahn led the Tigers to an SEC Championship, two SEC West Division titles and six New Year's Day bowl selections to go with those eight postseason appearances.

The 2013 Bear Bryant, Bobby Bowden, Eddie Robinson, Home Depot, Sporting News, SB Nation, Liberty Mutual and Associated Press National Coach of the Year, Malzahn earned SEC Coach-of-the-Year honors that season after guiding Auburn to the biggest turnaround in SEC history. He led the Tigers to a 12-2 record and one of the most memorable seasons in school history in 2013, with historic wins over Georgia and top-ranked Alabama and a record-setting SEC Championship Game win over fifth-ranked Missouri. He became just the third coach in SEC history to win an SEC title in his first year at a school.

The 34-28 victory over top-rated Alabama in 2013 came on a memorable 100-yard "Kick-6" return of a Tide missed field goal on the final play of the game. Malzahn's Tiger squads also defeated seventh-ranked Texas A&M in 2013, seventh-rated Ole Miss in 2014, second-ranked Georgia and top-rated Alabama in 2017 and fifth-ranked Alabama in 2019.

After his eight seasons at Auburn, Malzahn qualified as the second-longest tenured head coach at one school in the SEC and he remains one of only a handful of active FBS head coaches to take a team to a national championship game. During his time with the Tigers, Auburn was one of only three SEC schools to play in multiple SEC Championships games and play for a national championship.

Malzahn has produced 16 1,000-yard rushers in 18 seasons as a college coach, including Harvey in 2023 for UCF, Heisman Trophy finalist Tre Mason (1,816) and Nick Marshall (1,068) in 2013 and Cameron-Artis Payne (1,608) in 2014. Kamryn Pettway ran for 1,123 yards in 2016 (despite missing significant time with injuries) and Kerryon Johnson led the SEC with 1,320 yards in 2017.

On three occasions, Malzahn has had two 1,000-yard rushers in the same season: 2013 and 2010 (both Auburn) and 2006 (Arkansas). Malzahn has also coached five 1,000-yard receivers and three 3,000-yard passers. His 2007 Tulsa team had three 1,000-yard receivers.

During Malzahn's eight years at Auburn, the Tigers had the top rushing offense in the SEC, averaging 228.6 yards per game. In 2013, Auburn led the nation in rushing at 328.3 yards per game, the first SEC team to do so. Three of the top six team rushing totals in SEC history (2010, 2013, 2016) came under Malzahn's leadership. Auburn became just the second team in SEC history to gain more than 7,000 yards of total offense in a season in 2013, finishing the year with 7,018 yards (also Texas A&M in 2012).

The Tigers set a school record with 48 rushing TDs in 2013 and set a school record against SEC opponents with 677 yards of total offense versus Missouri in the 2013 SEC Championship Game.

Mason, the 2013 SEC Player of the Year, ranked

third in the nation with 23 TDs and sixth with 169.57 all-purpose yards per game. He also set Auburn single-season records for rushing yards and all-purpose yards (2,374).

In Malzahn's eight seasons at Auburn 32 players were selected in the National Football League Draft while 14 of his players were named All-Americans.

The Tigers faced the nation's most difficult schedule collectively during Malzahn's eight years at Auburn, facing 38 ranked opponents, including 21 in the top 10. Auburn was the nation's only program in 2016 to face both the No. 1- and No. 2-ranked programs and in 2017 it faced three of the four College Football Playoff semifinalists a total of four times, earning two wins.

Malzahn, who won the Broyles Award as the nation's top assistant coach in 2010 while helping the Tigers to the national title, returned to Auburn after serving as the head coach at Arkansas State in 2012 when he led the program to a 9-3 regular-season mark and the Sun Belt Conference title. In that role he worked hand in hand with current UCF vice president and director of athletics Terry Mohajir who was named the Red Wolves' vice chancellor and director of athletics in the middle of that 2012 season and remained in that role until coming to UCF in early 2021.

As offensive coordinator, Malzahn made an immediate impact during his tenure at Auburn, highlighted by a record-setting offense in 2010 when the Tigers finished 14-0 and claimed the school's first national title since 1957. Malzahn's arrival in 2009 and style of offense marked a drastic turnaround from the 2008 season when Auburn struggled offensively. In a two-year period, the Tigers improved from a tie for 110th to seventh in the nation in scoring offense (from 17.3 to 41.2) and from 104th to seventh in total offense.

The 2010 Auburn offense set nine school records while leading the SEC and finishing in the top 10 nationally in six statistical categories. Malzahn coached Heisman Trophy winner Cam Newton, who had one of the best single-season performances at the position in college football history. Newton threw for 2,908 yards and 30 TDs, while rushing for 1,586 yards and 20 TDs. Newton, the number-one overall selection in the 2011 NFL Draft, also won the Davey O'Brien, Manning and Maxwell awards.

During two seasons (2007-08) as assistant head coach and co-offensive coordinator at Tulsa, Malzahn's offenses were among the nation's finest, ranking first nationally in total offense. Tulsa's offense in 2007 established nine team and 12 individual school records. The 2008 Tulsa offense averaged 569.9 yards per game and was second nationally, averaging 47.2 points per games. Malzahn in 2006 spent one season at Arkansas as offensive coordinator, coaching Heisman Trophy runner-up Darren McFadden and helping the SEC West champion Razorbacks finish fourth nationally in rushing.

Malzahn's coaching career began in his home state of Arkansas at the high school level. In 14 seasons as a high school head coach, Malzahn led seven teams to the state championship game and won three titles. In July 2013, he was inducted into the Arkansas High School Sports Hall of Fame. After one year as defensive coordinator in 1991 he spent four years (1992-95) as head coach at Hughes (Arkansas) High School, five years in 1996-2000 as head coach at Shiloh (Arkansas) High School and five years (2001-05) as head coach at Springdale

## PRODUCTIVE OFFENSES

Gus Malzahn was responsible for two of the four most productive offenses in SEC history: Auburn in 2013 (7,018 yards of total offense and Auburn in 2010 (6,989 yards of total offense).

## 50-POINT GAMES

Since the year 2000, in the eight years Malzahn was at Auburn, the Tigers posted 25 50-point games. In the 10 seasons without Malzahn, Auburn recorded just seven 50-point games. The Tigers recorded three 50-point games in a season four times with Malzahn as head coach (2013, 2016, 2018, 2019)

## MALZAHN AT HOME

Malzahn now holds a record of 62-17 (.785) at home as a collegiate head coach. He was 5-1 in 2012 at Arkansas State, at Auburn went 8-0 in 2013, 6-1 in 2014, 3-4 in 2015, 6-2 in 2016, 7-0 in 2017, 5-2 in 2018, 6-1 in 2019 and 4-1 in 2020, finished 2021 with UCF 7-0, 5-2 in 2022, 4-2 in 2023 and 2-2 this season. He started his tenure at Auburn with 13 consecutive home victories.

## NATIONAL COACH OF THE YEAR

Gus Malzahn earned multiple national coach of the year awards in 2013, including the Eddie Robinson Award, the Bobby Bowden Award, and the Bear Bryant Award, as well as national coach of the year honors from Home Depot, the Associated Press, Liberty Mutual, Sporting News, SB Nation, and USSA Amos Alonzo Stagg.

## MALZAHN CHAMPIONSHIPS

| Year | School         | Championship |
|------|----------------|--------------|
| 2013 | Auburn         | SEC          |
| 2013 | Auburn         | SEC West     |
| 2012 | Arkansas State | Sun Belt     |
| 2010 | Auburn         | BCS          |
| 2010 | Auburn         | SEC          |
| 2010 | Auburn         | SEC West     |
| 2008 | Tulsa          | C-USA West   |
| 2007 | Tulsa          | C-USA West   |
| 2006 | Arkansas       | SEC West     |

(Arkansas) High School.

His overall record as a high school head coach was 144-36-1 (.798). He won two Arkansas 2A titles at Shiloh Christian (15-0 in both 1998 and 1999) and one 5A crown at Springdale (14-0 in 2005).

Born in Irving, Texas, Malzahn graduated from high school in Fort Smith, Arkansas, and played football at Arkansas (wide receiver in 1984-85) and Henderson State (receiver and punter in 1988-89), earning his bachelor's degree from Henderson State in 1990. As a player he helped the Razorbacks to the 1984 Liberty Bowl and the 1985 Holiday Bowl (a win over Arizona State).

Malzahn and his wife Kristi (Otwell) are parents of two daughters, Kylie (Collin) Peek and Kenzie (Charl) Stander.

*Malzahn's full bio is available at UCFKnights.com*



**KNIGHTS SCORING DRIVES****New Hampshire**

|     |   |          |          |      |
|-----|---|----------|----------|------|
| 1st | #35 C.Boomer 25 yd FG   | 12 plays | 61 yards | 4:00 |
| 1st | #35 C.Boomer 44 yd FG   | 9 plays  | 22 yards | 3:44 |
| 2nd | #1 K.Jefferson 3 yd rush (#35 C.Boomer kick)                        | 1 yard   | 3 yards  | 0:05 |
| 2nd | SAFETY  |          |          |      |
| 2nd | #7 R.Harvey 1 yd rush (#35 C.Boomer kick)                           | 2 plays  | 61 yards | 0:19 |
| 2nd | #7 R.Harvey 13 yd rush (#35 C.Boomer kick)                          | 4 plays  | 80 yards | 0:49 |
| 3rd | #22 M.Montgomery 49 yd pass from #1 K.Jefferson (#35 C.Boomer kick) | 5 plays  | 88 yards | 1:57 |
| 3rd | #13 P.Boone 59 yd rush (#35 C.Boomer kick)                          | 3 plays  | 70 yards | 1:05 |
| 3rd | #0 J.Richardson 22 yd pass from #1 K.Jefferson (#35 C.Boomer kick)  | 4 plays  | 63 yards | 1:53 |
| 3rd | #22 M.Montgomery 25 yd rush (#35 C.Boomer kick)                     | 2 plays  | 29 yards | 0:43 |

**Sam Houston**

|     |  |          |          |      |
|-----|--|----------|----------|------|
| 1st | #7 R.Harvey 19 yd rush (#35 C.Boomer kick)     | 12 plays | 80 yards | 6:37 |
| 1st | #7 R.Harvey 2 yd rush (#35 C.Boomer kick)      | 10 plays | 76 yards | 4:11 |
| 2nd | #35 C.Boomer 50 yd FG                          | 11 plays | 36 yards | 5:14 |
| 2nd | #7 R.Harvey 22 yd rush (#35 C.Boomer kick)     | 10 plays | 75 yards | 4:42 |
| 3rd | #22 M.Montgomery 7 yd rush (#35 C.Boomer kick) | 4 plays  | 42 yards | 1:58 |
| 3rd | #7 R.Harvey 2 yd rush (#35 C.Boomer kick)      | 1 play   | 2 yards  | 0:04 |
| 4th | #13 P.Boone 3 yd rush (#35 C.Boomer kick)      | 8 plays  | 88 yards | 2:49 |

**at TCU**

|     |  |          |          |      |
|-----|--|----------|----------|------|
| 2nd | #7 R.Harvey 29 yd pass from #1 K.Jefferson (#35 C.Boomer kick) | 7 plays  | 75 yards | 3:26 |
| 3rd | #7 R.Harvey 1 yd rush (#35 C.Boomer kick blocked)              | 8 plays  | 75 yards | 3:52 |
| 3rd | #2 K.Hudson 27 yd pass from #1 K.Jefferson (#35 C.Boomer kick) | 3 plays  | 75 yards | 1:02 |
| 4th | #7 R.Harvey 27 yd rush (#7 R.Harvey pass from #1 K.Jefferson)  | 10 plays | 80 yards | 3:47 |
| 4th | #2 K.Hudson 20 yd pass from #1 K.Jefferson (#35 C.Boomer kick) | 10 plays | 72 yards | 2:38 |

**Colorado**

|     |  |         |          |      |
|-----|--|---------|----------|------|
| 1st | #7 R.Harvey 75 yd pass from #1 K.Jefferson (#35 C.Boomer kick)   | 1 play  | 75 yards | 0:11 |
| 2nd | #1 K.Jefferson 7 yd rush (#35 C.Boomer kick)                     | 8 plays | 68 yards | 3:33 |
| 3rd | #3 X.Townsend 15 yd pass from #1 K.Jefferson (#35 C.Boomer kick) | 3 plays | 92 yards | 1:20 |

**at Florida**

|     |   |          |          |      |
|-----|---|----------|----------|------|
| 1st | #33 G.Reddick 27 yd FG                      | 12 plays | 65 yards | 4:30 |
| 3rd | #33 G.Reddick 37 yd FG                      | 14 plays | 56 yards | 8:28 |
| 4th | #7 R.Harvey 13 yd rush (#33 G.Reddick kick) | 7 plays  | 82 yards | 3:35 |

**Cincinnati**

|     |  |          |          |      |
|-----|--|----------|----------|------|
| 2nd | #33 G.Reddick 22 yd FG                                       | 13 plays | 93 yards | 6:10 |
| 3rd | #2 K.Hudson 15 yd pass from #11 J.Brown (#33 G.Reddick kick) | 10 plays | 84 yards | 4:06 |
| 4th | #33 G.Reddick 29 yd FG                                       | 9 plays  | 65 yards | 3:28 |





## OFFENSIVE STARTERS

| Opp.             | LT    | LG     | C        | RG       | RT     | QB        | RB     | WR     | WR       | WR/TE      | TE      | K       |
|------------------|-------|--------|----------|----------|--------|-----------|--------|--------|----------|------------|---------|---------|
| New Hampshire    | Kight | Medley | Kitler   | Marshall | Rubelt | Jefferson | Harvey | Hudson | Townsend | Whittemore | Morris  | Boomer  |
| Sam Houston      | Kight | Medley | Kitler   | Marshall | Rubelt | Jefferson | Harvey | Hudson | Johnson  | Pittman    | Morris  | Boomer  |
| at TCU           | Kight | Medley | Kitler   | Marshall | Rubelt | Jefferson | Harvey | Hudson | Townsend | Pittman    | Morris  | Boomer  |
| Colorado         | Kight | Medley | Kitler   | Marshall | Rubelt | Jefferson | Harvey | Hudson | Townsend | Whittemore | Pittman | Boomer  |
| at Florida       | Kight | Medley | Kitler   | Marshall | Rubelt | Jefferson | Harvey | Hudson | Johnson  | Whittemore | Pittman | Reddick |
| Cincinnati       | Kight | Medley | Marshall | Kinnie   | Rubelt | Colson    | Harvey | Hudson | Johnson  | Whittemore | Morrie  | Reddick |
| at Iowa State    |       |        |          |          |        |           |        |        |          |            |         |         |
| BYU              |       |        |          |          |        |           |        |        |          |            |         |         |
| Arizona          |       |        |          |          |        |           |        |        |          |            |         |         |
| at Arizona State |       |        |          |          |        |           |        |        |          |            |         |         |
| at West Virginia |       |        |          |          |        |           |        |        |          |            |         |         |
| Utah             |       |        |          |          |        |           |        |        |          |            |         |         |

## DEFENSIVE STARTERS

| Opp.             | DE       | DT        | DT        | DE    | MIKE | WILL      | NICKEL   | CB    | S        | S       | CB         | P        |
|------------------|----------|-----------|-----------|-------|------|-----------|----------|-------|----------|---------|------------|----------|
| New Hampshire    | Lawrence | Barber    | Hunter    | Kelly | Barr | Pace      | Marshall | Adams | Arnold   | Bullard | McWilliams | McCarthy |
| Sam Houston      | Lawrence | Barber    | Hunter    | Kelly | Barr | Alexander | Marshall | Adams | Arnold   | Bullard | McWilliams | McCarthy |
| at TCU           | Lawrence | Barber    | Alexander | Kelly | Barr | Pace      | Marshall | Adams | Arnold   | Bullard | McWilliams | McCarthy |
| Colorado         | Lawrence | Alexander | Hunter    | Kelly | Barr | Pace      | Marshall | Adams | Tennison | Bullard | McWilliams | McCarthy |
| at Florida       | Lawrence | Barber    | Hunter    | Kelly | Barr | Pace      | Marshall | Adams | Tennison | Bullard | McWilliams | McCarthy |
| Cincinnati       | Lawrence | Barber    | Hunter    | Kelly | Barr | Pace      | Marshall | Adams | Tennison | Bullard | McWilliams | McCarthy |
| at Iowa State    |          |           |           |       |      |           |          |       |          |         |            |          |
| BYU              |          |           |           |       |      |           |          |       |          |         |            |          |
| Arizona          |          |           |           |       |      |           |          |       |          |         |            |          |
| at Arizona State |          |           |           |       |      |           |          |       |          |         |            |          |
| at West Virginia |          |           |           |       |      |           |          |       |          |         |            |          |
| Utah             |          |           |           |       |      |           |          |       |          |         |            |          |



Wide receiver Kobe Hudson (2) making a leaping grab against Cincinnati.

## THE LAST TIME

## TEAM

## UCF

## OPPONENT

|                               |  |                |  |          |
|-------------------------------|--|----------------|--|----------|
| 90+ offensive plays           | Tulane (99)  | 10/24/20       | at South Florida (93)                                  | 11/27/20 |
| 500+ of total offense         | <b>at TCU (519)</b>  | <b>9/14/24</b> | at Cincinnati (515)                                    | 11/4/23  |
| 600+ of total offense         | <b>New Hampshire (639)</b>                                     | <b>8/29/24</b> | vs. #13 BYU (655)                                      | 12/22/20 |
| 700+ of total offense         | Kent State (723)   | 8/31/23        | at Memphis (703)                                       | 10/17/20 |
| 500+ team passing yards       | at Memphis (601)   | 10/17/20       | South Florida (503)                                    | 11/24/17 |
| Two players 100 yds passing   | Florida A&M (B. Wimbush, 168; D. Gabriel, 127)                 | 8/29/19        | at Cincinnati (Gunner Kiel, 319; Hayden Moore, 154)    | 10/31/15 |
| 300+ team rushing yards       | <b>Sam Houston (384)</b>                                       | <b>9/7/24</b>  | at Kansas (399)  | 10/7/23  |
| Two players 100 yds rushing   | vs. Florida (Isaiah Bowser, 155; Ryan O'Keefe, 110)            | 12/23/21       | at Cincinnati (Kiner:114, R. Montgomery:113)           | 10/7/23  |
| Two players 100 yds receiving | Temple (Kobe Hudson, 121; Ryan O'Keefe, 111)                   | 10/13/22       | ---  | ---      |
| 100 rush, 100 rec, 300 pass   | at Florida Atlantic  | 9/17/22        | at South Florida                                       | 11/27/20 |
|                               | John Rhys Plumlee (121 rushing)                                |                | Kelly Joiner (116 rushing), Brian Battie (102 rushing) |          |
|                               | Alec Holler (115 receiving)                                    |                | Bryce Miller (121 receiving)                           |          |
|                               | John Rhys Plumlee (339 passing)                                |                | Jordan McCloud (404 passing)                           |          |
| Three defensive scores        | vs. Tulane (Drico Johnson - fum + int; Shaquill Griffin - int) | 11/5/16        | ---  | ---      |
| Recover onside kick           | East Carolina  | 11/19/15       | UAB  | 11/24/12 |
| Record a safety               | <b>New Hampshire (Tennison, blocked punt)</b>                  | <b>8/29/24</b> | Tulsa  | 10/3/20  |
| Come from down 10 points      | <b>at TCU (21 points, 28-7)</b>                                | <b>9/14/24</b> | Baylor (28 points, 35-7 to win 36-35)                  | 9/30/23  |
| Score on first play of game   | Baylor (Richardson, 79-yard run)                               | 9/30/23        | ---  | ---      |
| Win on final snap of reg.     | at Boise State (18-16, Colton Boomer, 40 FG)                   | 9/9/23         | vs. Penn State (Sam Ficken 36-yard field goal)         | 8/30/14  |
| Convert two-point conv.       | <b>at TCU (Jefferson shovel pass to Harvey)</b>                | <b>9/14/24</b> | Baylor (Shapen pass to Nabors)                         | 9/30/23  |

## INDIVIDUAL

|                               |   |                |  |                 |
|-------------------------------|---|----------------|--|-----------------|
| 50+ passing attempts          | Tulsa (Dillon Gabriel, 51)                  | 10/3/20        | <b>at TCU (Josh Hoover, 52)</b>                  | <b>9/14/24</b>  |
| 60+ passing attempts          | ---   | ---            | Louisiana Tech (Tim Rattay, 64)                  | 9/5/98          |
| 30+ completions               | at Memphis (Dillon Gabriel, 35)             | 10/17/20       | <b>at TCU (Josh Hoover, 35)</b>                  | <b>9/14/24</b>  |
| 40+ completions               | ---   | ---            | Louisiana Tech (Tim Rattay, 46)                  | 10/23/99        |
| 400+ yards passing            | Tulane (Dillon Gabriel, 422)                | 10/24/20       | <b>at TCU (Josh Hoover, 402)</b>                 | <b>9/14/24</b>  |
| 500+ yards passing            | at Memphis (Dillon Gabriel, 601)            | 10/17/20       | South Florida (Quinton Flowers, 503)             | 11/24/17        |
| 5+ passing touchdowns         | Tulane (Dillon Gabriel, 5)                  | 10/24/20       | at Memphis (Brady White, 6)                      | 10/17/20        |
| 6+ passing touchdowns         | Liberty (Darin Hinshaw, 6)                  | 11/6/93        | at Memphis (Brady White, 6)                      | 10/17/20        |
| 30+ rushing attempts          | vs. Florida (Isaiah Bowser, 35)             | 12/23/21       | at Memphis (Darrell Henderson, 31)               | 10/13/18        |
| 40+ rushing attempts          | Memphis (Brynn Harvey, 42)                  | 10/3/09        | Eastern Michigan (Anthony Sherrell, 43)          | 11/8/03         |
| 150+ rushing yards            | <b>at TCU (RJ Harvey, 180)</b>              | <b>9/14/24</b> | at Kansas State (DJ Giddens, 4)                  | 9/23/23         |
| 200+ rushing yards            | Oklahoma State (RJ Harvey, 206)             | 11/11/23       | at Kansas State (DJ Giddens, 4)                  | 9/23/23         |
| 250+ rushing yards            | vs. Tulsa (Kevin Smith, 284)                | 12/1/07        | Akron (Mike Clark, 255)                          | 9/27/86         |
| 4+ rushing touchdowns         | <b>Sam Houston (RJ Harvey, 4)</b>           | <b>9/7/24</b>  | at Kansas State (DJ Giddens, 4)                  | 9/23/23         |
| 5+ rushing touchdowns         | ---   | ---            | Virginia Tech (Lee Suggs, 5)                     | 11/11/00        |
| 150+ yards receiving          | vs. Georgia Tech (Javon Baker, 173)         | 12/22/23       | Baylor (Monaray Baldwin, 150)                    | 9/30/23         |
| 200+ yards receiving          | vs. Nevada (Brandon Marshall, 210)          | 12/24/05       | South Florida (Tyre McCants, 227)                | 11/24/17        |
| 3+ receiving touchdowns       | at South Florida (Jacob Harris, 3)          | 11/27/20       | Memphis (Anthony Miller, 3)                      | 12/2/17         |
| 4+ receiving touchdowns       | Ohio (Doug Gabriel, 4)                      | 11/30/02       | Valdosta State (Darrien Teals, 4)                | 10/22/88        |
| 75-yard touchdown reception   | Oklahoma State (Kobe Hudson, 75)            | 11/11/23       | at Temple (Branden Mack, 75)                     | 10/26/19        |
| 70-yard non-scoring reception | Temple (Jaylon Robinson, 70)                | 11/14/20       | Austin Peay (Kyrin Moore, 74)                    | 10/28/17        |
| 50+ yard field goal           | <b>Sam Houston (Colton Boomer, 50)</b>      | <b>9/7/24</b>  | vs. Marshall (J. Rohrwasser, 50)                 | 12/23/19        |
| 4+ field goals                | at Boise State (Colton Boomer, 4)           | 9/9/23         | vs. LSU (Cole Tracy, 4)                          | 1/1/19          |
| 5+ field goals                | ---   | ---            | Southern Miss (Danny Hrapmann, 5)                | 11/12/11        |
| 2+ sacks                      | at Cincinnati (Morris-Brash: 2.5)           | 11/4/23        | <b>Cincinnati (Jared Bartlett, 2)</b>            | <b>10/12/24</b> |
| 3+ sacks                      | at South Florida (Landon Woodson, 3)        | 11/27/20       | Navy (John Marshall, 4)                          | 11/19/22        |
| 3+ interceptions              | ---   | ---            | at UConn (Andrew Adams, 3)                       | 11/1/14         |
| 2+ interceptions              | Oklahoma State (Demari Henderson)           | 11/11/23       | Boise State (Tyric LeBeauf, 2)                   | 9/2/21          |
| Interception for TD           | vs. Marshall (Richie Grant, 39)             | 12/23/19       | vs. Marshall (Micah Abraham, 75)                 | 12/23/19        |
| Fumble return for TD          | Baylor (Demari Henderson, 87 yards)         | 9/30/23        | <b>Colorado (Cam'Ron Silmon-Craig, 95 yards)</b> | <b>9/28/24</b>  |
| Kickoff return for TD         | USF (Mike Hughes, 95)                       | 11/24/17       | at Tulane (Stephon Hudson, 98)                   | 11/23/19        |
| Opening kickoff for TD        | at Tulane (Quincy McDuffie, 95)             | 11/20/10       | Pittsburgh (Lowell Robinson, 97)                 | 10/13/06        |
| 70-yard punt                  | at Pittsburgh (Andrew Osteen, 71)           | 9/21/19        | at Georgia Tech (Pressley Harvin III, 70)        | 9/19/20         |
| Punt return for TD            | at Pittsburgh (Otis Anderson, 87)           | 9/21/19        | at Kansas (Trevor Wilson, 82)                    | 10/7/23         |
| Blocked punt for TD           | Georgia Tech (2nd Qtr, Q. Bullard)          | 9/24/22        | at Navy (Daniel Taylor, 0)                       | 10/2/21         |
| Blocked punt                  | <b>New Hampshire (2nd Qtr, L. Tennison)</b> | <b>8/29/24</b> | South Carolina State (3rd Qtr, Zanjerri Dunham)  | 9/1/22          |
| Blocked field goal            | at Florida Atlantic (3rd Qtr, K. Hester)    | 9/17/22        | <b>at TCU (2nd Qtr, LaMareon James)</b>          | <b>9/14/24</b>  |
| Blocked extra point           | at Kansas (3rd Qtr, D Henderson)            | 10/7/23        | <b>at TCU (3rd Qtr, Bud Clark)</b>               | <b>9/14/24</b>  |

BOLD indicates play or game from 2024 season

## UCF Runs Past New Hampshire in Season Opener, 57-3



**Scoring Summary report**  
New Hampshire vs UCF (Aug 29, 2024)  
New Hampshire (0-1) vs UCF (1-0)

Date: Aug 29  
Site: Orlando  
Stadium: FBC Mortgage Stadium  
Attendance

### SCORE BY QUARTERS

| Team          | 1st | 2nd | 3rd | 4th | Total |
|---------------|-----|-----|-----|-----|-------|
| New Hampshire | 0   | 3   | 0   | 0   | 3     |
| UCF           | 6   | 23  | 28  | 0   | 57    |

### SCORING SUMMARY

| Qtr | Time  | Scoring Play   |
|-----|-------|--|
| 1st | 10:55 | UCF - #35 C.Boomer 25 yd FG, 12-61, 04:00  |
| 1st | 04:56 | UCF - #35 C.Boomer 44 yd FG, 9-22, 03:44   |
| 2nd | 14:45 | UCF - #1 K.Jefferson 3 yd rush (#35 C.Boomer kick), 1-3, 00:05                         |
| 2nd | 13:12 | UCF - SAFETY, 01:33  |
| 2nd | 09:40 | UCF - #7 R.Harvey 1 yd rush (#35 C.Boomer kick), 2-61, 00:19                           |
| 2nd | 04:31 | UNH - #37 N.Mazzie 38 yd FG, 8-55, 05:09   |
| 2nd | 00:43 | UCF - #7 R.Harvey 13 yd rush (#35 C.Boomer kick), 4-80, 00:49                          |
| 3rd | 09:15 | UCF - #22 M.Montgomery 49 yd pass from #1 K.Jefferson (#35 C.Boomer kick), 5-88, 01:57 |
| 3rd | 06:39 | UCF - #13 P.Boone 59 yd rush (#35 C.Boomer kick), 3-70, 01:05                          |
| 3rd | 03:05 | UCF - #0 J.Richardson 22 yd pass from #1 K.Jefferson (#35 C.Boomer kick), 4-63, 01:53  |
| 3rd | 01:28 | UCF - #22 M.Montgomery 25 yd rush (#35 C.Boomer kick), 2-29, 00:43                     |

### TIME DETAILS

Kickoff time: 07:02 PM  
End of Game: 10:26 PM  
Total elapsed: 03:23

### OFFICIALS

Referee: Cravonne Barrett  
Umpire: Rick Podraza  
Linesman: Kirk Mattson

**ORLANDO** – After ranking among the nation’s top 10 in rushing offense the past two seasons, the UCF football program is poised to have another strong year on the ground in 2024. The Knights rushed for 454 yards, the second most in program history, Thursday night en route to a 57-3 victory against New Hampshire in the season opener at FBC Mortgage Stadium.

Additionally, UCF’s 8.4 rushing yards per carry are the second most in a single game in program history. The Black and Gold had eight different players carry the football in the contest with five Knights rushing for at least 40 yards. UCF had 14 rushes of 10 yards or more, headlined by a 60-yard rush from running back RJ Harvey.

“I’m proud of our team,” said UCF head coach Gus Malzahn. “Taking care of business with a convincing win. Looking at the game, I just told the players the thing that stood out to me is only three penalties. We’ve been really focused on not beating ourselves.

“Defensively, we played a big-time game. I think [Deshawn] Pace’s Interception, that was the one that really turned the game into being able to breathe a little bit. [Ladarius] Tennison had the block punt right there. I mean, he was one of the better special teams players in college football last year, and it showed. Xavier Townsend was big time in the return game.”

In addition to the offense, the Knights’ defense was stellar throughout the contest limiting the Wildcats to just nine first downs. UCF’s aggressive defense forced two interceptions, as linebacker Deshawn Pace swung the momentum in the Knights’ favor early in the second quarter when he jumped in front of Seth Morgan’s pass for his sixth career pick.

Following a pair of Colton Boomer field goals in the first half, Pace nearly recorded a pick six as he was knocked out of bounds at the three-yard line after a 37-yard return. One play later, quarterback KJ Jefferson found the end zone for the Knights’ first touchdown of the season to give UCF a 13-0 lead.

Tabbed as one of the top special teams players in the country by College Football Network last season, Ladarius Tennison raced through the middle of the UNH punt unit to block the attempt and it was recovered by the Wildcats in the endzone for a safety.

From there, the Black and Gold scored 23 points in the second quarter to own a 29-3 lead at halftime behind a pair of rushing TDs from Harvey. The 2024 Doak Walker Award Preseason Watch List selection surpassed 100 yards rushing for the third consecutive game dating back to last season and the ninth time in his career. The Orlando native finished with 11 carries for 142 yards, averaging 12.9 yards per rush – second most by an individual in program history.

Following the intermission, UCF forced four consecutive punts to pull away from the Wildcats with 28 points in the third quarter. Making his debut in the Black and Gold, Myles Montgomery notched his first career receiving touchdown on a 49-yard catch from KJ Jefferson. His backfield mate, Peny Boone found the endzone a few minutes with a 59-yard scamper to push the Knights’ advantage to 43-3.

Boone had seven rushes for 81 yards and Montgomery logged 77 yards on eight rushes. Johnny Richardson pitched in with 40 rushing yards and a 22-yard touchdown reception.

Sophomore Antione Jackson came up with the Knights’ second interception of the day and Montgomery quickly turned it into six points for UCF, scoring from 25 yards out. It marked the first time he’s scored a touchdown on the ground and receiving in the same game in his career. Pace led the defense with five tackles, including three solo, while Braeden Marshall had a great game with four tackles, including two tackles for loss and a pass breakup. Mac McWilliams notched four tackles with a TFL.

GAME SUMMARIES - V3



10/05/2024 @ FLORIDA



3

GAME 1

New Hampshire Wildcats 3, UCF Knights 57  
44,206 🏠 Orlando, FBC Mortgage Stadium 🏠 Aug 29, 2024



57

|               |   |    |    |   |   |    |
|---------------|---|----|----|---|---|----|
| New Hampshire | 0 | 3  | 0  | 0 | - | 3  |
| UCF           | 6 | 23 | 28 | 0 | - | 57 |

NEW HAMPSHIRE WILDCATS

| PASSING     | ATT | CP | YDS | SK/YD | TD | LG | INT | RTG  |
|-------------|-----|----|-----|-------|----|----|-----|------|
| Seth Morgan | 28  | 14 | 95  | 0/0   | 0  | 31 | 2   | 28.1 |
| Total       | 28  | 14 | 95  | 0/0   | 0  | 31 | 2   | 28.1 |

| RUSHING        | ATT | YDS | AVG  | LG | TD |
|----------------|-----|-----|------|----|----|
| Matt Vezza     | 2   | 21  | 10.5 | 12 | 0  |
| Myles Thomason | 10  | 20  | 2.0  | 9  | 0  |
| Isaac Seide    | 8   | 13  | 1.6  | 4  | 0  |
| Denzell Gibson | 6   | 10  | 1.7  | 6  | 0  |
| Seth Morgan    | 1   | 7   | 7.0  | 7  | 0  |
| Sam Rumelhart  | 0   | 0   | 0    | 0  | 0  |
| Total          | 27  | 71  | 2.6  | 12 | 0  |

| RECEIVING       | NO | YDS | AVG  | LG | TD |
|-----------------|----|-----|------|----|----|
| Logan Tomlinson | 6  | 73  | 12.2 | 31 | 0  |
| Josh Fillion    | 2  | 12  | 6.0  | 8  | 0  |
| Joey Corcoran   | 2  | -2  | -1.0 | 4  | 0  |
| Myles Thomason  | 2  | -5  | -2.5 | 0  | 0  |
| Isaac Seide     | 1  | 10  | 10.0 | 10 | 0  |
| Zachary Kim     | 1  | 7   | 7.0  | 7  | 0  |
| Total           | 14 | 95  | 6.8  | 31 | 0  |

| TOP DEFENSE   | TOT | SOLO | AST | SCK | YDS | INT |
|---------------|-----|------|-----|-----|-----|-----|
| Wande Owens   | 14  | 6    | 8   | 0.0 | 0.0 | 0   |
| Ryan Toscano  | 10  | 1    | 9   | 0.5 | 2.0 | 0   |
| Josiah Silver | 8   | 6    | 2   | 0.0 | 0.0 | 0   |

UCF KNIGHTS

| PASSING       | ATT | CP | YDS | SK/YD | TD | LG | INT | RTG   |
|---------------|-----|----|-----|-------|----|----|-----|-------|
| KJ Jefferson  | 14  | 7  | 164 | 1/4   | 2  | 49 | 1   | 102.4 |
| Jacurri Brown | 8   | 4  | 21  | 0/0   | 0  | 6  | 0   | 56.3  |
| Total         | 22  | 11 | 185 | 1/4   | 2  | 49 | 1   | 90.2  |

| RUSHING           | ATT | YDS | AVG  | LG | TD |
|-------------------|-----|-----|------|----|----|
| RJ Harvey         | 11  | 142 | 12.9 | 60 | 2  |
| Peny Boone        | 7   | 81  | 11.6 | 59 | 1  |
| Myles Montgomery  | 8   | 77  | 9.6  | 25 | 1  |
| Jacurri Brown     | 7   | 60  | 8.6  | 30 | 0  |
| Johnny Richardson | 7   | 40  | 5.7  | 12 | 0  |
| KJ Jefferson      | 11  | 39  | 3.5  | 13 | 1  |
| Xavier Townsend   | 2   | 12  | 6.0  | 16 | 0  |
| Kameron Ingram    | 1   | 3   | 3.0  | 3  | 0  |
| Total             | 54  | 454 | 8.4  | 60 | 5  |

| RECEIVING         | NO | YDS | AVG  | LG | TD |
|-------------------|----|-----|------|----|----|
| Kobe Hudson       | 2  | 61  | 30.5 | 46 | 0  |
| Kylan Fox         | 2  | 11  | 5.5  | 6  | 0  |
| Myles Montgomery  | 1  | 49  | 49.0 | 49 | 1  |
| Johnny Richardson | 1  | 22  | 22.0 | 22 | 1  |
| Randy Pittman Jr. | 1  | 20  | 20.0 | 20 | 0  |
| RJ Harvey         | 1  | 8   | 8.0  | 8  | 0  |
| Grant Stevens     | 1  | 6   | 6.0  | 6  | 0  |
| Jarrad Baker      | 1  | 4   | 4.0  | 4  | 0  |
| Xavier Townsend   | 1  | 4   | 4.0  | 4  | 0  |
| Total             | 11 | 185 | 16.8 | 49 | 2  |

| TOP DEFENSE      | TOT | SOLO | AST | SCK | YDS | INT |
|------------------|-----|------|-----|-----|-----|-----|
| Deshawn Pace     | 5   | 3    | 2   | 0.0 | 0.0 | 1   |
| Braeden Marshall | 4   | 4    | 0   | 0.0 | 0.0 | 0   |
| Mac McWilliams   | 4   | 3    | 1   | 0.0 | 0.0 | 0   |

Team Statistics

|                              | Wildcats | Knights  |
|------------------------------|----------|----------|
| First Downs                  | 9        | 27       |
| 3rd-Down Eff. (Made/Att/Pct) | 2/15/13% | 4/11/36% |
| 4th-Down Eff. (Made/Att/Pct) | 0/0/0%   | 1/3/33%  |
| Total Net Yards              | 162      | 639      |
| Total Plays                  | 29       | 53       |
| Yards Per Play               | 5.6      | 12.1     |
| Rushes/Net Yards             | 29/67    | 54/454   |
| Net Passing                  | 95       | 185      |
| Pass Attempts/Completions    | 28/14    | 22/11    |
| Had Intercepted              | 2        | 1        |
| Sacked/Yards Lost            | 0/0      | 1/4      |
| Punts/Average                | 11/40.0  | 2/37.0   |
| Penalties/Yards              | 7/40     | 3/35     |
| Fumbles/Lost                 | 0/0      | 1/1      |
| Possession Time              | 30.45    | 29.55    |



UCF Football Earns 45-14 Win Over Sam Houston



Scoring Summary report  
Sam Houston vs UCF (Sep 07, 2024)  
Sam Houston (1-1) vs UCF (2-0)

Date: Sep 07  
Site: Orlando  
Stadium: FBC Mortgage Stadium  
Attendance

SCORE BY QUARTERS

| Team        | 1st | 2nd | 3rd | 4th | Total |
|-------------|-----|-----|-----|-----|-------|
| Sam Houston | 0   | 7   | 0   | 7   | 14    |
| UCF         | 14  | 10  | 14  | 7   | 45    |

SCORING SUMMARY

| Qtr | Time  | Scoring Play   |
|-----|-------|--|
| 1st | 08:17 | UCF - #7 R.Harvey 19 yd rush (#35 C.Boomer kick), 12-80, 06:37                     |
| 1st | 03:07 | UCF - #7 R.Harvey 2 yd rush (#35 C.Boomer kick), 10-76, 04:11                      |
| 2nd | 10:36 | UCF - #35 C.Boomer 50 yd FG, 11-36, 05:14  |
| 2nd | 08:41 | SHSU - #3 S.Evans 64 yd pass from #6 N.Smith (#49 C.Pavon kick), 4-75, 01:55       |
| 2nd | 03:59 | UCF - #7 R.Harvey 22 yd rush (#35 C.Boomer kick), 10-75, 04:42                     |
| 3rd | 09:58 | UCF - #22 M.Montgomery 7 yd rush (#35 C.Boomer kick), 4-42, 01:58                  |
| 3rd | 07:14 | UCF - #7 R.Harvey 2 yd rush (#35 C.Boomer kick), 1-2, 00:04                        |
| 4th | 12:36 | UCF - #13 P.Boone 3 yd rush (#35 C.Boomer kick), 8-88, 02:49                       |
| 4th | 04:14 | SHSU - #4 M.Phoenix II 22 yd pass from #6 J.Bauer (#49 C.Pavon kick), 11-80, 05:27 |

TIME DETAILS

Kickoff time: 07:02 PM  
End of Game: 10:04 PM  
Total elapsed: 03:01

OFFICIALS

Referee: Henry Johns  
Umpire: Bryan Hay  
Linesman: Andy Warner  
Line judge: Lawrence Doss  
Back judge: Brian Ernest  
Field judge: Matthew Mills

ORLANDO – Saturday’s game was delayed 30 minutes due to lightning in the area, but that didn’t have any impact on a hot start for UCF, as the Knights scored on six of their first seven drives to earn a 45-14 victory against Sam Houston at FBC Mortgage Stadium.

For the second consecutive game, the Black and Gold compiled more than 550 yards of total offense, including 384 rushing yards. Defensively, UCF forced two turnovers and held Sam Houston to just 67 rushing yards.

“I’m real proud of our team, we earned a convincing win against a quality opponent,” said UCF head coach Gus Malzahn. “They’ve got good players and that’s a Hall of Fame Coach. He’s won two national championships. It was a good measuring stick for our guys.”

UCF has now opened the season with a 2-0 record in three of Malzahn’s four seasons in Orlando. Saturday’s game also marked the 200th FBS win for the Knights as a program since making the transition from FCS in 1996.

Knights running back RJ Harvey tied the program record and set a career high with four rushing touchdowns, while surpassing 100 yards rushing for the 10th time in his career. The Orlando native finished with 126 rushing yards on 19 carries, finding the end zone four times – the first player to do so since Isaiah Bowser in 2021.

The preseason Doak Walker Award Watch List honoree recorded the first two touchdowns of the game, scoring from 19 yards out and on a two-yard rush to cap 80-yard and 76-yard drives, respectively.

“It feels great to score four times,” said Harvey. “All praise goes to the offensive line. Without them, that wouldn’t have been possible. So, I’m just super blessed for them to have done their job tonight to allow me to have success.”

For the third time in his career, UCF kicker Colton Boomer booted a 50-yard field goal as he split the uprights to extend the Knights’ early advantage to 17-0 in the second quarter. The Lake Mary native had a pair of 50-yarders in the Boise State game last season, including the game-winner.

KJ Jefferson led the offense from his quarterback position, going 12-for-15 passing for 169 yards. He also rushed for 50 yards on nine attempts. Wide receiver Kobe Hudson reeled in 104 of those, eclipsing the 100-yard receiving mark for the sixth time in his career.

Defensively, the Black and Gold were dominant throughout the game, limiting the Bearkats to 118 yards and just 16 rushing at halftime. In comparison, UCF had already rushed for 243 yards and Harvey accounted for 115 yards on 16 carries with three rushing touchdowns in the first 30 minutes.

The Knights tallied two interceptions for the second straight game, as Mac McWilliams and Sheldon Arnold each came down with their first interceptions in a UCF uniform.

Quadric Bullard, Nyjalik Kelly and Xe’ree Alexander led the defensive effort each with six tackles. Kelly notched the Knights’ first sack of the season, forced a fumble and had a pass breakup.

UCF returns to action next weekend when the Knights travel to TCU to open Big 12 Conference play. Kickoff is set for 7:30 p.m. ET on FOX from Amon G. Carter Stadium.



GAME SUMMARIES - V3



10/05/2024 @ FLORIDA

SH  
14

GAME 2  
Sam Houston Bearkats 14, UCF Knights 45  
43,807 🏠 Orlando, FBC Mortgage Stadium 🏠 Sep 7, 2024

UCF  
45

|             |    |    |    |   |   |    |
|-------------|----|----|----|---|---|----|
| Sam Houston | 0  | 7  | 0  | 7 | - | 14 |
| UCF         | 14 | 10 | 14 | 7 | - | 45 |

SAM HOUSTON BEARKATS

| PASSING       | ATT | CP | YDS | SK/YD | TD | LG | INT | RTG   |
|---------------|-----|----|-----|-------|----|----|-----|-------|
| Hunter Watson | 13  | 9  | 82  | 1/9   | 0  | 18 | 2   | 46.5  |
| Jase Bauer    | 10  | 7  | 73  | 0/0   | 1  | 22 | 0   | 124.2 |
| Noah Smith    | 1   | 1  | 64  | 0/0   | 1  | 64 | 0   | 158.3 |
| Total         | 24  | 17 | 219 | 1/9   | 2  | 64 | 2   | 92.2  |

| RUSHING       | ATT | YDS | AVG  | LG | TD |
|---------------|-----|-----|------|----|----|
| Zach Hrbacek  | 8   | 25  | 3.1  | 17 | 0  |
| DJ McKinney   | 7   | 22  | 3.1  | 5  | 0  |
| Hunter Watson | 7   | 15  | 2.1  | 9  | 0  |
| John Gentry   | 3   | 4   | 1.3  | 2  | 0  |
| Jay Ducker    | 1   | 3   | 3.0  | 3  | 0  |
| Jase Bauer    | 3   | -1  | -0.3 | 1  | 0  |
| Total         | 29  | 68  | 2.3  | 17 | 0  |

| RECEIVING          | NO | YDS | AVG  | LG | TD |
|--------------------|----|-----|------|----|----|
| Simeon Evans       | 3  | 89  | 29.7 | 64 | 1  |
| Qua'Vez Humphreys  | 3  | 35  | 11.7 | 15 | 0  |
| Malik Phillips     | 2  | 25  | 12.5 | 13 | 0  |
| Ife Adeyi          | 2  | 21  | 10.5 | 13 | 0  |
| Shane Johnson      | 2  | 14  | 7.0  | 7  | 0  |
| Michael Phoenix II | 1  | 22  | 22.0 | 22 | 1  |
| Noah Smith         | 1  | 5   | 5.0  | 5  | 0  |
| Elijah Sohn        | 1  | 5   | 5.0  | 5  | 0  |
| Fernando Garza     | 1  | 2   | 2.0  | 2  | 0  |
| John Gentry        | 1  | 1   | 1.0  | 1  | 0  |
| Total              | 17 | 219 | 12.9 | 64 | 2  |

| TOP DEFENSE    | TOT | SOLO | AST | SCK | YDS | INT |
|----------------|-----|------|-----|-----|-----|-----|
| Trey Fields    | 12  | 6    | 6   | 0.5 | 4.0 | 0   |
| Kavian Gaither | 8   | 5    | 3   | 0.0 | 0.0 | 0   |
| Caleb Weaver   | 8   | 4    | 4   | 0.0 | 0.0 | 0   |

UCF KNIGHTS

| PASSING       | ATT | CP | YDS | SK/YD | TD | LG | INT | RTG   |
|---------------|-----|----|-----|-------|----|----|-----|-------|
| KJ Jefferson  | 15  | 12 | 169 | 2/14  | 0  | 53 | 0   | 113.6 |
| Jacurri Brown | 1   | 1  | 1   | 0/0   | 0  | 1  | 0   | 79.2  |
| Dylan Rizk    | 1   | 1  | 0   | 0/0   | 0  | 0  | 0   | 79.2  |
| Total         | 17  | 14 | 170 | 2/14  | 0  | 53 | 0   | 108.3 |

| RUSHING           | ATT | YDS | AVG  | LG | TD |
|-------------------|-----|-----|------|----|----|
| RJ Harvey         | 19  | 126 | 6.6  | 24 | 4  |
| Peny Boone        | 10  | 54  | 5.4  | 15 | 1  |
| Myles Montgomery  | 9   | 51  | 5.7  | 11 | 1  |
| Xavier Townsend   | 4   | 51  | 12.8 | 18 | 0  |
| KJ Jefferson      | 9   | 50  | 5.6  | 14 | 0  |
| Jacurri Brown     | 2   | 32  | 16.0 | 26 | 0  |
| Johnny Richardson | 2   | 19  | 9.5  | 11 | 0  |
| Dylan Rizk        | 1   | 3   | 3.0  | 3  | 0  |
| Kameron Ingram    | 1   | -2  | -2.0 | 0  | 0  |
| Total             | 57  | 384 | 6.7  | 26 | 6  |

| RECEIVING          | NO | YDS | AVG  | LG | TD |
|--------------------|----|-----|------|----|----|
| Kobe Hudson        | 5  | 104 | 20.8 | 53 | 0  |
| Xavier Townsend    | 3  | 17  | 5.7  | 7  | 0  |
| Randy Pittman Jr.  | 2  | 32  | 16.0 | 17 | 0  |
| Trent Whitemore    | 1  | 11  | 11.0 | 11 | 0  |
| Johnny Richardson  | 1  | 5   | 5.0  | 5  | 0  |
| Jarrad Baker       | 1  | 1   | 1.0  | 1  | 0  |
| Ja'Varrius Johnson | 1  | 0   | 0.0  | 0  | 0  |
| Total              | 14 | 170 | 12.1 | 53 | 0  |

| TOP DEFENSE      | TOT | SOLO | AST | SCK | YDS | INT |
|------------------|-----|------|-----|-----|-----|-----|
| Xe'ree Alexander | 6   | 4    | 2   | 0.0 | 0.0 | 0   |
| Quadric Bullard  | 6   | 3    | 3   | 0.0 | 0.0 | 0   |
| Nyjalik Kelly    | 6   | 2    | 4   | 1.0 | 9.0 | 0   |

Team Statistics

|                              | Bearkats | Knights  |
|------------------------------|----------|----------|
| First Downs                  | 12       | 29       |
| 3rd-Down Eff. (Made/Att/Pct) | 5/12/42% | 8/13/62% |
| 4th-Down Eff. (Made/Att/Pct) | 0/1/0%   | 1/2/50%  |
| Total Net Yards              | 286      | 554      |
| Total Plays                  | 29       | 55       |
| Yards Per Play               | 9.9      | 10.1     |
| Rushes/Net Yards             | 30/67    | 57/384   |
| Net Passing                  | 219      | 170      |
| Pass Attempts/Completions    | 24/17    | 17/14    |
| Had Intercepted              | 2        | 0        |
| Sacked/Yards Lost            | 1/9      | 2/14     |
| Punts/Average                | 6/28.0   | 2/39.0   |
| Penalties/Yards              | 6/35     | 6/45     |
| Fumbles/Lost                 | 2/0      | 1/1      |
| Possession Time              | 25.95    | 34.05    |

Second-Half Rally Lifts UCF Past TCU in Big 12 Opener, 35-34



Scoring Summary report  
UCF vs TCU (Sep 14, 2024)  
UCF (3-0, 1-0) vs TCU (2-1, 0-1)

Date: Sep 14, 2024  
Site: Fort Worth, Texas  
Stadium: Amon G. Carter  
Attendance: 48881

SCORE BY QUARTERS

| Team | 1st | 2nd | 3rd | 4th | Total |
|------|-----|-----|-----|-----|-------|
| UCF  | 0   | 7   | 13  | 15  | 35    |
| TCU  | 14  | 7   | 10  | 3   | 34    |

SCORING SUMMARY

| Qtr | Time  | Scoring Play   | V-H   |
|-----|-------|--|-------|
| 1st | 09:38 | TCU - #88 E.McAlister 14 yd pass from #10 J.Hoover (#34 K.Lemmermann kick), 10:56, 04:15 | 0-7   |
| 1st | 03:18 | TCU - #3 S.Williams 18 yd pass from #10 J.Hoover (#34 K.Lemmermann kick), 9:71, 02:16    | 0-14  |
| 2nd | 14:52 | UCF - #7 R.Harvey 29 yd pass from #1 K.Jefferson (#35 C.Boomer kick), 7:75, 03:26        | 7-14  |
| 2nd | 10:10 | TCU - #3 S.Williams 16 yd pass from #10 J.Hoover (#34 K.Lemmermann kick), 12:75, 04:42   | 7-21  |
| 3rd | 13:28 | TCU - #18 J.Bech 50 yd pass from #10 J.Hoover (#34 K.Lemmermann kick), 4:75, 01:32       | 7-28  |
| 3rd | 09:36 | UCF - #7 R.Harvey 1 yd rush (#35 C.Boomer kick blocked), 8:75, 03:52                     | 13-28 |
| 3rd | 05:03 | TCU - #34 K.Lemmermann 31 yd FG, 10:62, 04:33  | 13-31 |
| 3rd | 04:01 | UCF - #2 K.Hudson 27 yd pass from #1 K.Jefferson (#35 C.Boomer kick), 3:75, 01:02        | 20-31 |
| 4th | 13:38 | UCF - #7 R.Harvey 27 yd rush (#7 R.Harvey pass from #1 K.Jefferson), 10:80, 03:47        | 28-31 |
| 4th | 08:44 | TCU - #34 K.Lemmermann 24 yd FG, 10:69, 04:54  | 28-33 |
| 4th | 00:36 | UCF - #2 K.Hudson 20 yd pass from #1 K.Jefferson (#35 C.Boomer kick), 10:72, 02:38       | 35-33 |

TIME DETAILS

Kickoff time: 06:35 PM  
End of Game: 10:10 PM  
Total elapsed: 03:35

OFFICIALS

Referee: David Alvarez  
Umpire: Stuart Schake  
Linesman: Rick Smith  
Back judge: Lyndon Nixon  
Field judge: Robert Asel  
Side judge: Eric Hartman  
Center judge: Brian Alos  
Replay Official: Gerald Austin

WEATHER

Weather: Cloudy 95 F  
Wind: South East 2 mph

FORT WORTH, Texas – Winning is an attitude.

That’s the motto for UCF’s athletics teams this season coined by vice president and director of athletics Terry Mohajir and the football team epitomized that mindset Saturday evening, rallying from a 21-point deficit to earn a 35-34 win against TCU in its Big 12 Conference opener at Amon G. Carter Stadium.

Trailing 21-7 at halftime and 28-7 following the first drive of the second half, the Knights regrouped and were the better team for the remainder of the contest. UCF (3-0, 1-0 Big 12) outscored TCU (2-1, 0-1) 13-10 in the third quarter and 15-3 in the fourth quarter to open Big 12 play with a win.

With 3:14 seconds left on the clock, the Black and Gold put together a 10-play, 72-yard drive to score the game-winner with 36 seconds remaining in the contest. On a first and 10 play from the 20-yard line, quarterback KJ Jefferson found wide receiver Kobe Hudson across the middle on a post route to knot the score at 34-34 and Colton Boomer’s extra point split the uprights to give UCF the one-point victory.

The 21-point comeback win ties the Boise State game from 2021, head coach Gus Malzahn’s first game leading the Knights, for the largest come-from-behind win in program history. It marked the largest blown lead in a loss for TCU at Amon G. Carter Stadium since joining the Big 12.

“I’m extremely proud of our team,” said Malzahn. “They’re a really good team and very well-coached. We simplified things on offense in the second half, making a commitment to running it downhill and it opened up the pass.

“Our guys found a way to win the game, we overcame. There are a lot of areas that we need to improve on, but I think we have the makings of a good team, finding a way to win on the road.”

It was a tale of two halves for the Knights, scoring 28 points in the second half as opposed to seven in the first half. Four of UCF’s five drives following the intermission ended in a touchdown.

Jefferson was 9-of-11 for 166 yards with two touchdowns in the second half and the Black and Gold ran for another 144 yards to compile 310 yards in the last two quarters. The Sardis, Mississippi, native finished the game 13-of-22 for 230 yards with three touchdowns and he rushed nine times for 46 yards.

Hudson accounted for 145 of Jefferson’s passing yards, as the fifth-year senior reeled in six passes and found the end zone twice, including the game-winning score late in the fourth quarter. It marked the second consecutive game and seventh in his career surpassing 100 yards receiving.

One of the nation’s most talented running backs, RJ Harvey continued his scorching hot start to the season rushing for 180 yards on 29 carries with two touchdowns on the ground. The Hometown Hero also scored his second career receiving touchdown to end the day with 209 all-purpose yards and three total touchdowns. Harvey has now rushed for more than 100 yards in his last five games dating back to 2023, scoring 11 TDs during that span.

Defensively, linebacker Deshawn Pace was all over the field to lead the Knights with 11 tackles, including eight solo, to finish one shy of matching his career high. He had two big stops on TCU’s second to last drive, which resulted in a punt to give UCF the ball back with 3:14 remaining.

The Knights’ defense limited the Horned Frogs to just 58 yards rushing, but they threw for 402 yards. UCF’s approach was balanced with 289 yards rushing and 230 passing yards.



GAME SUMMARIES - V3



10/05/2024 @ FLORIDA



GAME 3  
UCF Knights 35, TCU Horned Frogs 34  
48,889 UCF Fort Worth, Amon G. Carter UCF Sep 14, 2024



|     |    |   |    |    |   |    |
|-----|----|---|----|----|---|----|
| UCF | 0  | 7 | 13 | 15 | - | 35 |
| TCU | 14 | 7 | 10 | 3  | - | 34 |

UCF KNIGHTS

|              |     |    |     |       |    |    |     |       |
|--------------|-----|----|-----|-------|----|----|-----|-------|
| PASSING      | ATT | CP | YDS | SK/YD | TD | LG | INT | RTG   |
| KJ Jefferson | 22  | 13 | 230 | 0/0   | 3  | 45 | 0   | 134.5 |
| Total        | 22  | 13 | 230 | 0/0   | 3  | 45 | 0   | 134.5 |

|                   |     |     |     |    |    |
|-------------------|-----|-----|-----|----|----|
| RUSHING           | ATT | YDS | AVG | LG | TD |
| RJ Harvey         | 29  | 180 | 6.2 | 27 | 2  |
| KJ Jefferson      | 9   | 46  | 5.1 | 11 | 0  |
| Peny Boone        | 7   | 24  | 3.4 | 6  | 0  |
| Xavier Townsend   | 4   | 19  | 4.8 | 8  | 0  |
| Myles Montgomery  | 3   | 13  | 4.3 | 6  | 0  |
| Johnny Richardson | 2   | 7   | 3.5 | 7  | 0  |
| Total             | 54  | 289 | 5.4 | 27 | 2  |

|                   |    |     |      |    |    |
|-------------------|----|-----|------|----|----|
| RECEIVING         | NO | YDS | AVG  | LG | TD |
| Kobe Hudson       | 6  | 145 | 24.2 | 45 | 2  |
| Randy Pittman Jr. | 3  | 43  | 14.3 | 18 | 0  |
| Xavier Townsend   | 2  | -2  | -1.0 | 2  | 0  |
| RJ Harvey         | 1  | 29  | 29.0 | 29 | 1  |
| Jacoby Jones      | 1  | 15  | 15.0 | 15 | 0  |
| Total             | 13 | 230 | 17.7 | 45 | 3  |

|                    |     |      |     |     |     |     |
|--------------------|-----|------|-----|-----|-----|-----|
| TOP DEFENSE        | TOT | SOLO | AST | SCK | YDS | INT |
| Deshawn Pace       | 11  | 8    | 3   | 0.0 | 0.0 | 0   |
| Sheldon Arnold, II | 8   | 5    | 3   | 0.0 | 0.0 | 0   |
| Ladarius Tennison  | 7   | 3    | 4   | 0.0 | 0.0 | 0   |

TCU HORNED FROGS

|             |     |    |     |       |    |    |     |       |
|-------------|-----|----|-----|-------|----|----|-----|-------|
| PASSING     | ATT | CP | YDS | SK/YD | TD | LG | INT | RTG   |
| Josh Hoover | 52  | 35 | 402 | 0/0   | 4  | 50 | 0   | 116.0 |
| Total       | 52  | 35 | 402 | 0/0   | 4  | 50 | 0   | 116.0 |

|                   |     |     |      |    |    |
|-------------------|-----|-----|------|----|----|
| RUSHING           | ATT | YDS | AVG  | LG | TD |
| Cam Cook          | 11  | 35  | 3.2  | 8  | 0  |
| Dominique Johnson | 2   | 14  | 7.0  | 10 | 0  |
| Josh Hoover       | 1   | 10  | 10.0 | 10 | 0  |
| Savion Williams   | 1   | 2   | 2.0  | 2  | 0  |
| Jeremy Payne      | 1   | 1   | 1.0  | 1  | 0  |
| Ken Seals         | 0   | 0   | 0    | 0  | 0  |
| Total             | 16  | 62  | 3.9  | 10 | 0  |

|                 |    |     |      |    |    |
|-----------------|----|-----|------|----|----|
| RECEIVING       | NO | YDS | AVG  | LG | TD |
| Jack Bech       | 9  | 200 | 22.2 | 50 | 1  |
| JP Richardson   | 5  | 46  | 9.2  | 23 | 0  |
| Eric McAlister  | 4  | 54  | 13.5 | 21 | 1  |
| Savion Williams | 4  | 37  | 9.3  | 18 | 2  |
| Cam Cook        | 4  | 8   | 2.0  | 10 | 0  |
| Drake Dabney    | 3  | 15  | 5.0  | 11 | 0  |
| Chase Curtis    | 3  | 14  | 4.7  | 6  | 0  |
| JoJo Earle      | 2  | 7   | 3.5  | 4  | 0  |
| Jeremy Payne    | 1  | 21  | 21.0 | 21 | 0  |
| Total           | 35 | 402 | 11.5 | 50 | 4  |

|                    |     |      |     |     |     |     |
|--------------------|-----|------|-----|-----|-----|-----|
| TOP DEFENSE        | TOT | SOLO | AST | SCK | YDS | INT |
| JaTravis Broughton | 12  | 6    | 6   | 0.0 | 0.0 | 0   |
| Jamel Johnson      | 11  | 5    | 6   | 0.0 | 0.0 | 0   |
| Namdi Obiazor      | 11  | 3    | 8   | 0.0 | 0.0 | 0   |

| Team Statistics              | Knights   | Horned Frogs |
|------------------------------|-----------|--------------|
| First Downs                  | 30        | 26           |
| 3rd-Down Eff. (Made/Att/Pct) | 11/16/69% | 10/15/67%    |
| 4th-Down Eff. (Made/Att/Pct) | 0/0/0%    | 0/0/0%       |
| Total Net Yards              | 519       | 460          |
| Total Plays                  | 54        | 18           |
| Yards Per Play               | 9.6       | 25.6         |
| Rushes/Net Yards             | 54/289    | 17/58        |
| Net Passing                  | 230       | 402          |
| Pass Attempts/Completions    | 22/13     | 53/35        |
| Had Intercepted              | 0         | 0            |
| Sacked/Yards Lost            | 0/0       | 0/0          |
| Punts/Average                | 3/50.0    | 3/49.0       |
| Penalties/Yards              | 5/45      | 4/40         |
| Fumbles/Lost                 | 0/0       | 0/0          |
| Possession Time              | 32.90     | 27.10        |



UCF Falls to Colorado in Big 12 Home Opener, 48-21



ORLANDO – Despite outgaining its opponent for the fourth time in as many games, the UCF football team was handed its first loss of the 2024 season Saturday evening, as the Colorado Buffaloes earned a 48-21 win against the Knights at FBC Mortgage Stadium. In the first meeting between the teams, CU jumped out to an early lead and never relinquished it en route to the victory.

“Congratulations to Colorado. They outplayed us, they outcoached us. They’re a good team,” said UCF head coach Gus Malzahn. “I’m real disappointed for our fans. They brought it today with everything and we talked about seizing the moment, we didn’t get it done.

“I just told our team that in the game of football and in life, you learn the most about yourself in major adversity and we didn’t get it done.”

Looking to put a bow on a great day for the program after hosting Big Noon Kickoff with one of the largest crowds in the history of the show, the Knights fell short in their pursuit.

Entering the game as one of the nation’s top offenses, UCF (3-1, 1-1 Big 12) tallied 461 yards of total offense but had four turnovers, which proved to be the difference. Colorado (4-1, 2-0) compiled 418 yards with 290 through the air and 128 on the ground, but the Buffs were 4-for-4 on red zone attempts and only had one turnover.

Part of the Knights’ Achilles heel was that three of their turnovers came in the red zone, as the Black and Gold were 2-for-5 when driving inside the 20-yard line. UCF was just 6-of-18 on third down, unable to extend drives to trim the deficit against Colorado.

UCF forced a turnover on the opening drive of the game, as linebacker Deshawn Pace picked off a Shedeur Sanders pass to give the Knights great field position on his eighth career interception and second of the season. After moving the ball down to the five-yard line, CU’s Preston Hodge intercepted a pass in the back of the end zone to regain possession for the Buffaloes.

Following the turnover, Colorado scored on its next three drives to jump out to a 21-7 lead midway through the second quarter. KJ Jefferson scored on a quarterback keeper to trim the margin to seven at 21-14 before two field goals from the Buffaloes within the final three minutes of the half to take a 27-14 advantage into halftime.

Receiving the ball after the intermission, UCF saw its nine-play, 38-yard drive end after Colton Boomer’s 55-yard field goal attempt missed wide left. Colorado converted on the ensuing drive, following a couple big passing plays from Sanders and Micah Welsh finished off the drive with a one-yard rushing touchdown to push the Buffs’ lead to 34-14 and they never looked back.

Jefferson finished the game 20-for-35 with 284 yards passing and a pair of touchdowns, while matching his career high with 20 rushing attempts for 76 yards and a score. Running back RJ Harvey was held to fewer than 100 yards rushing for the first time this season but tallied 169 all-purpose yards thanks to 92 receiving yards and 77 rushing. He logged his second receiving touchdown of the season on a career-long 75-yard grab.

Xavier Townsend found the end zone for the first time this season, reeling in a 15-yard touchdown reception late in the third quarter as UCF looked to mount a comeback. Trent Whittemore snagged a career-long 54-yard reception and Kobe Hudson had two catches for 39 yards.

Defensively, linebacker Ethan Barr tallied eight tackles and Ladarius Tennison notched seven. Malachi Lawrence secured his first sack of the season and Nyjalik Kelly added his second sack of the season in the contest.



Scoring Summary report  
Colorado vs UCF (Sep 28, 2024)  
Colorado (4-1, 2-0) vs UCF (3-1, 1-1)

Date: Sep 28  
Site: Orlando  
Stadium: FBC Mortgage Stadium  
Attendance: 68,000

SCORE BY QUARTERS

| Team     | 1st | 2nd | 3rd | 4th | Total |
|----------|-----|-----|-----|-----|-------|
| Colorado | 14  | 13  | 14  | 7   | 48    |
| UCF      | 7   | 7   | 7   | 0   | 21    |

SCORING SUMMARY

| Qtr | Time  | Scoring Play  |
|-----|-------|---|
| 1st | 03:49 | CU - #12 T.Hunter 23 yd pass from #2 S.Sanders (#16 A.Mata kick), 11-80, 05:28      |
| 1st | 03:38 | UCF - #7 R.Harvey 75 yd pass from #1 K.Jefferson (#35 C.Boomer kick), 1-75, 00:11   |
| 1st | 00:10 | CU - #14 W.Sheppard 47 yd pass from #2 S.Sanders (#16 A.Mata kick), 8-75, 03:28     |
| 2nd | 12:21 | CU - #7 D.Hayden 14 yd rush (#16 A.Mata kick), 5-50, 02:01                          |
| 2nd | 08:41 | UCF - #1 K.Jefferson 7 yd rush (#35 C.Boomer kick), 8-68, 03:02                     |
| 2nd | 00:42 | CU - #16 A.Mata 36 yd FG, 8-68, 03:02   |
| 2nd | 00:00 | CU - #16 A.Mata 46 yd FG, 2-7, 00:08  |
| 3rd | 09:11 | CU - #29 M.Welch 1 yd rush (#16 A.Mata kick), 4-63, 01:42                           |
| 3rd | 03:58 | UCF - #3 X.Townsend 15 yd pass from #1 K.Jefferson (#35 C.Boomer kick), 3-92, 01:20 |
| 3rd | 01:32 | CU - #10 L.Wester 10 yd pass from #2 S.Sanders (#16 A.Mata kick), 6-65, 02:26       |
| 4th | 05:05 | CU - #7 C.Silmon-Craig 95 yd fumble return (#16 A.Mata kick), 01:52                 |

TIME DETAILS

Kickoff time: 04:21 PM  
End of Game: 07:43 PM  
Total elapsed: 03:22

OFFICIALS

Referee: Tutashinda Salaam  
Umpire: Gregory Adams  
Linesman: Doug Moore  
Line judge: Bret Bascue  
Back judge: Christopher Alston  
Field judge: Scott Gaines  
Side judge: Brendon Barnes  
Center judge: Ty Druce  
Replay Official: Donald Kapral

WEATHER

Weather: Cloudy 85 F  
Wind: South West 8 mph



GAME SUMMARIES - V3



10/05/2024 @ FLORIDA



GAME 4  
Colorado Buffaloes 48, UCF Knights 21  
45,702 🏈 Orlando, FBC Mortgage Stadium 🏈 Sep 28, 2024



|          |    |    |    |   |   |    |
|----------|----|----|----|---|---|----|
| Colorado | 14 | 13 | 14 | 7 | - | 48 |
| UCF      | 7  | 7  | 7  | 0 | - | 21 |

COLORADO BUFFALOES

| PASSING         | ATT | CP | YDS | SK/YD | TD | LG | INT | RTG   |
|-----------------|-----|----|-----|-------|----|----|-----|-------|
| Shedeur Sanders | 35  | 28 | 290 | 2/13  | 3  | 47 | 1   | 117.9 |
| Total           | 35  | 28 | 290 | 2/13  | 3  | 47 | 1   | 117.9 |

| RUSHING              | ATT | YDS | AVG | LG | TD |
|----------------------|-----|-----|-----|----|----|
| Isaiah Augustave     | 4   | 39  | 9.8 | 21 | 0  |
| Dallan Hayden        | 11  | 33  | 3.0 | 14 | 1  |
| Micah Welch          | 5   | 26  | 5.2 | 15 | 1  |
| Shedeur Sanders      | 5   | 15  | 3.0 | 13 | 0  |
| Charlie Offerdahl    | 3   | 11  | 3.7 | 4  | 0  |
| Drelon Miller        | 1   | 4   | 4.0 | 4  | 0  |
| D.J. McKinney        | 0   | 0   | 0   | 0  | 0  |
| Cam'Ron Silmon-Craig | 0   | 0   | 0   | 0  | 0  |
| Total                | 29  | 128 | 4.4 | 21 | 2  |

| RECEIVING            | NO | YDS | AVG  | LG | TD |
|----------------------|----|-----|------|----|----|
| Travis Hunter        | 9  | 89  | 9.9  | 29 | 1  |
| Jimmy Horn Jr.       | 5  | 41  | 8.2  | 15 | 0  |
| Will Sheppard        | 4  | 99  | 24.8 | 47 | 1  |
| LaJohntay Wester     | 3  | 34  | 11.3 | 23 | 1  |
| Drelon Miller        | 3  | -1  | -0.3 | 6  | 0  |
| Micah Welch          | 2  | 13  | 6.5  | 7  | 0  |
| Sav'ell Smalls       | 1  | 11  | 11.0 | 11 | 0  |
| Terrell Timmons, Jr. | 1  | 4   | 4.0  | 4  | 0  |
| Total                | 28 | 290 | 10.4 | 47 | 3  |

| TOP DEFENSE       | TOT | SOLO | AST | SCK | YDS | INT |
|-------------------|-----|------|-----|-----|-----|-----|
| Nikhai Hill-Green | 9   | 6    | 3   | 1.0 | 5.0 | 0   |
| Carter Stoutmire  | 6   | 5    | 1   | 0.0 | 0.0 | 0   |
| Arden Walker      | 6   | 5    | 1   | 0.0 | 0.0 | 0   |

UCF KNIGHTS

| PASSING      | ATT | CP | YDS | SK/YD | TD | LG | INT | RTG  |
|--------------|-----|----|-----|-------|----|----|-----|------|
| KJ Jefferson | 35  | 20 | 284 | 5/21  | 2  | 75 | 2   | 78.8 |
| Total        | 35  | 20 | 284 | 5/21  | 2  | 75 | 2   | 78.8 |

| RUSHING           | ATT | YDS | AVG | LG | TD |
|-------------------|-----|-----|-----|----|----|
| RJ Harvey         | 16  | 77  | 4.8 | 13 | 0  |
| KJ Jefferson      | 20  | 76  | 3.8 | 23 | 1  |
| Johnny Richardson | 4   | 11  | 2.8 | 9  | 0  |
| Peny Boone        | 2   | 7   | 3.5 | 5  | 0  |
| Xavier Townsend   | 2   | 6   | 3.0 | 10 | 0  |
| Total             | 44  | 177 | 4.0 | 23 | 1  |

| RECEIVING          | NO | YDS | AVG  | LG | TD |
|--------------------|----|-----|------|----|----|
| RJ Harvey          | 4  | 92  | 23.0 | 75 | 1  |
| Xavier Townsend    | 4  | 50  | 12.5 | 22 | 1  |
| Randy Pittman Jr.  | 3  | 18  | 6.0  | 9  | 0  |
| Kobe Hudson        | 2  | 39  | 19.5 | 23 | 0  |
| Ja'Varrius Johnson | 2  | 10  | 5.0  | 8  | 0  |
| Johnny Richardson  | 2  | 10  | 5.0  | 7  | 0  |
| Trent Whittemore   | 1  | 54  | 54.0 | 54 | 0  |
| Peny Boone         | 1  | 9   | 9.0  | 9  | 0  |
| Evan Morris        | 1  | 2   | 2.0  | 2  | 0  |
| Total              | 20 | 284 | 14.2 | 75 | 2  |

| TOP DEFENSE      | TOT | SOLO | AST | SCK | YDS | INT |
|------------------|-----|------|-----|-----|-----|-----|
| Ethan Barr       | 8   | 3    | 5   | 0.0 | 0.0 | 0   |
| Ladarius Tension | 7   | 5    | 2   | 0.0 | 0.0 | 0   |
| Mac McWilliams   | 6   | 5    | 1   | 0.0 | 0.0 | 0   |

Team Statistics

Buffaloes Knights

|                              |          |          |
|------------------------------|----------|----------|
| First Downs                  | 26       | 24       |
| 3rd-Down Eff. (Made/Att/Pct) | 5/11/45% | 6/18/33% |
| 4th-Down Eff. (Made/Att/Pct) | 0/1/0%   | 3/5/60%  |
| Total Net Yards              | 418      | 461      |
| Total Plays                  | 27       | 39       |
| Yards Per Play               | 15.5     | 11.8     |
| Rushes/Net Yards             | 29/128   | 44/177   |
| Net Passing                  | 290      | 284      |
| Pass Attempts/Completions    | 35/28    | 35/20    |
| Had Intercepted              | 1        | 2        |
| Sacked/Yards Lost            | 2/13     | 5/21     |
| Punts/Average                | 3/43.0   | 3/42.0   |
| Penalties/Yards              | 10/75    | 7/80     |
| Fumbles/Lost                 | 0/0      | 2/2      |
| Possession Time              | 29.95    | 30.05    |

## UCF Falls Short at Florida, 24-13



Scoring Summary report  
UCF vs Florida (Oct 05, 2024)  
UCF (3-2) vs Florida (3-2)

Date: Oct 05  
Site: Gainesville, FL  
Stadium: Ben Hill Griffin Jr. Stadium  
Attendance: 44,000

### SCORE BY QUARTERS

| Team    | 1st | 2nd | 3rd | 4th | Total |
|---------|-----|-----|-----|-----|-------|
| UCF     | 3   | 0   | 3   | 7   | 13    |
| Florida | 7   | 17  | 0   | 0   | 24    |

### SCORING SUMMARY

| Qtr | Time  | Scoring Play   |
|-----|-------|--|
| 1st | 07:02 | UFL - #6 E.Badger 13 yd pass from #15 G.Mertz (#29 T.Smack kick), 15-75, 07:58 |
| 1st | 02:32 | UCF - #33 G.Reddick 27 yd FG, 12-65, 04:30                                     |
| 2nd | 12:50 | UFL - #24 J.Jackson 1 yd rush (#29 T.Smack kick), 3-43, 01:11                  |
| 2nd | 01:50 | UFL - #1 M.Johnson Jr. 3 yd rush (#29 T.Smack kick), 7-58, 03:50               |
| 2nd | 00:04 | UFL - #29 T.Smack 28 yd FG, 6-46, 00:44  |
| 3rd | 06:32 | UCF - #33 G.Reddick 37 yd FG, 14-56, 08:28                                     |
| 4th | 07:50 | UCF - #7 R.Harvey 13 yd rush (#33 G.Reddick kick), 7-82, 03:35                 |

### TIME DETAILS

Kickoff time: 07:55 PM  
End of Game: 11:16 PM  
Total elapsed: 03:20

### OFFICIALS

Referee: Daniel Gautreaux  
Umpire: Russ Pulley  
Linesman: Randall Kizer  
Line judge: Jeremiah Harris  
Back judge: David Ross  
Field judge: Jay Brown  
Side judge: Brandon Spencer  
Center judge: Andy Faust  
Replay Official: Marc Gervais

### WEATHER

Weather: Cloudy 76 F  
Wind: North East 5 mph

**GAINESVILLE, Fla.** – A palpable buzz swarmed throughout The Swamp as the Knights poured out of the tunnel behind enemy lines Saturday evening. Cheers initially greeted UCF as fans donning the Black and Gold trekked north and made up parts of the 90,369 in attendance, only to be met with the boos and jeers of the Florida faithful.

The electricity in the venue was apparent, as the two in-state schools were set to clash for just the fourth time, and the first time since the Knights's 29-17 Gasparilla Bowl victory in 2021. The outcome wasn't the same this time around, as the Gators jumped out to an early lead, seizing early key moments, propelling them to a 24-13 victory.

"They outplayed us tonight," said head coach Gus Malzahn. "It was loud and their atmosphere was really good. We dug ourselves a hole in the first quarter and had trouble tackling. They made some explosive plays and offensively, we were 1-of-7 on third down in the first half and you're not going to be effective like that."

The Knights entered the contest with a 13-game winning streak against in-state foes, a trend that started early in the 2017 season, a year that would later prove magical for UCF.

The Gators put together a slow yet methodical drive to open the contest, chewing up the first 7:58 while converting all four of their third-down chances. Florida was the first to strike, opening the scoring with a 13-yard touchdown pass from Graham Mertz to Elijah Badger.

UCF's offense ripped off a chunk of yardage on its first play of the evening, a 30-yard screen play to tight end Randy Pittman Jr. Eight consecutive run plays moved the Black and Gold to the 13-yard line, but the drive didn't go much further, ending with Grant Reddick's first attempted and made field goal, a demure 27-yarder to get the Knights on the board.

UCF ran just seven plays on the next two drives, leading to the Gators adding another seven points late in the second, a three-yard rushing touchdown with 1:50 left in the first half to put Florida up 21-3.

The one-for-seven clip on third down told most of the first half's story, resulting in UCF posting a season low 119 yards in the first half.

The Knights' defense allowed just one third down conversion after Florida's four on the opening drive, a sign of things to come in the second half for UCF. The Black and Gold locked down the Gators offense out of the break, holding them to 108 yards and one-for-six on third downs.

The Knights got the ball to start the second half, putting three points on the board thanks to a drive that was started by eight consecutive run plays, seven of which went for four yards or more. UCF continued its grind down the gridiron with a 17-yard jet sweep to Johnny Richardson, followed by a Penry Boone rush for 11 yards on the next play, getting the Knights 10 yards away from the goal line. The Florida defense again stood tall in the redzone, stopping first and second down rushes and sacking Jefferson on third. A 37-yard field goal capped off the nearly eight-and-a-half-minute drive, making the score 24-6 Florida.

UCF's defense stood tall on Florida's first drive of the second half, halting the Gators at the 35-yard line and forcing a 53-yard field goal attempt which was pushed wide left.

The Knights got the ball back with 11:25 to go and drove the ball 82 yards, using just 3:35 of clock to register the team's first touchdown of the game. RJ Harvey was a big part of the journey down the field, hauling in a 35-yard catch down the left sideline and eventually was the one to hit paydirt, scampering for a 13-yard touchdown run to cut the deficit to 11 at 24-13 with 7:50 left to play. Harvey's score was his ninth rushing touchdown on the campaign and 30th of his career.

UCF got the ball back with 4:21 left in the game after holding Florida to a five-play drive, but was unable to mount a second straight scoring drive, as a downfield interception slammed the door on the Knights' comeback effort.





GAME 5  
UCF Knights 13, Florida Gators 24  
90,369 🏡 Gainesville, Ben Hill Griffin Stadium 🏡 Oct 5, 2024



|         |   |    |   |   |   |    |
|---------|---|----|---|---|---|----|
| UCF     | 3 | 0  | 3 | 7 | - | 13 |
| Florida | 7 | 17 | 0 | 0 | - | 24 |

| UCF KNIGHTS  |     |    |     |       |    |    |     |
|--------------|-----|----|-----|-------|----|----|-----|
| PASSING      | ATT | CP | YDS | SK/YD | TD | LG | INT |
| KJ Jefferson | 22  | 12 | 165 | 5/37  | 0  | 35 | 1   |
| Total        | 22  | 12 | 165 | 5/37  | 0  | 35 | 1   |

| RUSHING            | ATT | YDS | AVG  | LG | TD |
|--------------------|-----|-----|------|----|----|
| RJ Harvey          | 16  | 75  | 4.7  | 13 | 1  |
| Peny Boone         | 8   | 42  | 5.3  | 11 | 0  |
| Johnny Richardson  | 3   | 10  | 3.3  | 6  | 0  |
| Ja'Varrius Johnson | 1   | -1  | -1.0 | 0  | 0  |
| KJ Jefferson       | 12  | -18 | -1.5 | 5  | 0  |
| Total              | 40  | 108 | 2.7  | 13 | 1  |

| RECEIVING         | NO | YDS | AVG  | LG | TD |
|-------------------|----|-----|------|----|----|
| Johnny Richardson | 5  | 38  | 7.6  | 17 | 0  |
| Randy Pittman Jr. | 3  | 44  | 14.7 | 30 | 0  |
| Trent Whittemore  | 2  | 34  | 17.0 | 28 | 0  |
| RJ Harvey         | 1  | 35  | 35.0 | 35 | 0  |
| Kobe Hudson       | 1  | 14  | 14.0 | 14 | 0  |
| Total             | 12 | 165 | 13.8 | 35 | 0  |

| TOP DEFENSE  | TOT | SOLO | AST | SCK | YDS | INT |
|--------------|-----|------|-----|-----|-----|-----|
| Ethan Barr   | 7   | 3    | 4   | 0.0 | 0.0 | 0   |
| Lee Hunter   | 6   | 3    | 3   | 0.0 | 0.0 | 0   |
| Deshawn Pace | 5   | 5    | 0   | 0.0 | 0.0 | 0   |

| FLORIDA GATORS |     |    |     |       |    |    |     |
|----------------|-----|----|-----|-------|----|----|-----|
| PASSING        | ATT | CP | YDS | SK/YD | TD | LG | INT |
| Graham Mertz   | 23  | 19 | 179 | 0/0   | 1  | 31 | 0   |
| DJ Lagway      | 4   | 4  | 50  | 0/0   | 0  | 37 | 0   |
| Total          | 27  | 23 | 229 | 0/0   | 1  | 37 | 0   |

| RUSHING              | ATT | YDS | AVG | LG | TD |
|----------------------|-----|-----|-----|----|----|
| Montrell Johnson Jr. | 10  | 54  | 5.4 | 34 | 1  |
| Jadan Baugh          | 9   | 30  | 3.3 | 6  | 0  |
| Ja'Kobi Jackson      | 3   | 25  | 8.3 | 19 | 1  |
| DJ Lagway            | 3   | 11  | 3.7 | 5  | 0  |
| Graham Mertz         | 3   | 11  | 3.7 | 4  | 0  |
| Tank Hawkins         | 1   | 4   | 4.0 | 4  | 0  |
| Total                | 29  | 135 | 4.7 | 34 | 2  |

| RECEIVING            | NO | YDS | AVG  | LG | TD |
|----------------------|----|-----|------|----|----|
| Tank Hawkins         | 7  | 60  | 8.6  | 31 | 0  |
| Montrell Johnson Jr. | 6  | 24  | 4.0  | 9  | 0  |
| Chimere Dike         | 4  | 88  | 22.0 | 37 | 0  |
| Elijah Badger        | 3  | 41  | 13.7 | 18 | 1  |
| Hayden Hansen        | 2  | 13  | 6.5  | 7  | 0  |
| Arlis Boardingham    | 1  | 3   | 3.0  | 3  | 0  |
| Total                | 23 | 229 | 10.0 | 37 | 1  |

| TOP DEFENSE    | TOT | SOLO | AST | SCK | YDS | INT |
|----------------|-----|------|-----|-----|-----|-----|
| Jordan Castell | 6   | 4    | 2   | 0.0 | 0.0 | 0   |
| Shemar James   | 6   | 3    | 3   | 0.0 | 0.0 | 0   |
| Jack Pyburn    | 5   | 2    | 3   | 0.0 | 0.0 | 0   |

| Team Statistics              | Knights  | Gators   |
|------------------------------|----------|----------|
| First Downs                  | 20       | 19       |
| 3rd-Down Eff. (Made/Att/Pct) | 4/12/33% | 6/13/46% |
| 4th-Down Eff. (Made/Att/Pct) | 0/2/0%   | 1/1/100% |
| Total Net Yards              | 273      | 359      |
| Total Plays                  | 35       | 33       |
| Yards Per Play               | 7.8      | 10.9     |
| Rushes/Net Yards             | 40/108   | 32/130   |
| Net Passing                  | 165      | 229      |
| Pass Attempts/Completions    | 22/12    | 28/23    |
| Had Intercepted              | 1        | 0        |
| Sacked/Yards Lost            | 5/37     | 0/0      |
| Punts/Average                | 3/46.0   | 4/45.0   |
| Penalties/Yards              | 6/39     | 8/64     |
| Fumbles/Lost                 | 0/0      | 1/0      |
| Possession Time              | 27.73    | 32.27    |



## UCF Comes Up Short Against Cincinnati, 19-13



Scoring Summary report  
Cincinnati vs UCF (Oct 12, 2024)  
Cincinnati (4-2, 2-1) vs UCF (3-3, 1-2)

Date: Oct 12  
Site: Orlando, FL  
Stadium: FBC Mortgage Stadium  
Attendance: 25,000

### SCORE BY QUARTERS

| Team       | 1st | 2nd | 3rd | 4th | Total |
|------------|-----|-----|-----|-----|-------|
| Cincinnati | 3   | 7   | 3   | 6   | 19    |
| UCF        | 0   | 3   | 7   | 3   | 13    |

### SCORING SUMMARY

| Qtr | Time  | Scoring Play   |
|-----|-------|--|
| 1st | 08:36 | UC - #96 N.Hawks 22 yd FG, 4-1, 00:48  |
| 2nd | 14:56 | UC - #2 B.Sorsby 3 yd rush (#96 N.Hawks kick), 11-61, 05:58                          |
| 2nd | 01:52 | UCF - #80 G.Reddick 22 yd FG, 13-93, 06:10   |
| 3rd | 08:26 | UCF - #2 K.Hudson 15 yd pass from #11 J.Brown (#80 G.Reddick kick), 10-84, 04:06     |
| 3rd | 03:06 | UC - #96 N.Hawks 51 yd FG, 9-42, 05:20   |
| 4th | 06:32 | UC - #10 T.Johnson 4 yd pass from #2 B.Sorsby (#96 N.Hawks kick missed), 9-52, 04:34 |
| 4th | 02:59 | UCF - #80 G.Reddick 29 yd FG, 9-65, 03:28  |

### TIME DETAILS

Kickoff time: 03:34 PM  
End of Game: 06:54 PM  
Total elapsed: 03:19

### OFFICIALS

Referee: Stephen Baron  
Umpire: Marlow Fitzgerald  
Linesman: Steven Matarante  
Line judge: David Young  
Back judge: Donnie Aultman  
Field judge: Rich Almeroth  
Side judge: Rick Ockley  
Center judge: Abram Anaya

### WEATHER

Weather: Sunny 81 F  
Wind: North East 7 mph

**ORLANDO** – It came down to the last possession, but at the final whistle UCF came up a few plays short as the Knights fell to Cincinnati, 19-13, Saturday evening at FBC Mortgage Stadium. After the UCF defense forced a punt with 58 seconds remaining, the Black and Gold drove the ball down to the 25-yard line before a sack ended the game and gave the Bearcats the road win.

“I just told our team I was proud of our fight, they fought hard,” said UCF head coach Gus Malzahn. “The 10 penalties stand out, 75 yards. The two fumbles, especially early in the first drive, when we’re driving, and then obviously on the 10-yard line, we fumble again early on. That wasn’t good.”

“I thought our defense did a lot of good things. That’s a really good offense. Third downs, we didn’t do great, but everything else, I think they fought their guts out.”

After winning the previous two meetings, Cincinnati (4-2, 2-1 Big 12) knotted the all-time series at 5-5 as the teams have now met in each of the past 10 seasons. Entering Saturday’s game as the second-best offense in the Big 12 Conference, UCF’s (3-3, 1-2) defense held the Bearcats to the fewest points and fewest yards of the season, but costly penalties and turnovers were too much for the Knights to overcome.

In a matchup that pitted two of the nation’s top offenses, both teams were held to season lows in points and held well below their season averages in a stout defensive effort.

The Knights compiled 397 total yards with 201 passing and 196 rushing yards, while the Bearcats recorded 338 yards with 241 through the air and 97 on the ground. Defensively, UCF forced a pair of turnovers, as senior BJ Adams and Ladarius Tennison each recorded their first career interceptions.

Cincinnati struck first in the contest following a UCF turnover in its own territory, but the defense stood tall and forced a field goal after the Bearcats took over on the Knights four-yard line. UC ran three plays and only gained a yard before settling for the field goal to take a 3-0 lead. Following another miscue, Cincinnati extended its lead to 10-0 after a rushing touchdown from quarterback Brendan Sorsby. UCF countered with a strong drive, amassing 93 yards on 13 plays but the Knights were forced to kick the field goal.

Kobe Hudson knotted the score at 10-10 in the third quarter, after he reeled in a 15-yard pass from quarterback Jacurri Brown, his first TD pass as a Knight. Hudson finished the game with seven catches for 114 yards and a touchdown, as he tallied his 29th consecutive game with a reception to tie for the eighth-longest streak in program history.

Cincinnati tallied the next two scores to pull ahead 19-10 after a 51-yard field goal from Nathan Hawks and a four-yard touchdown reception by Tony Johnson with 6:32 left in the game. UCF answered with a nine-play, 65-yard scoring drive capped by a field goal from Grant Reddick to cut the deficit to six.

The Knights’ defense forced the Bearcats to punt after logging 12 yards on five plays. Following the punt, Brown found running back RJ Harvey and Hudson on back-to-back plays for 21 and 22 yards, respectively, to get the Black and Gold into plus territory.

Brown drove the Knights to the 25-yard line with three seconds left, but unfortunately, he was sacked on the final play of the game as Cincinnati held on for the win.

Harvey led the rushing attack with 17 carries for 94 yards, while Brown tallied 16 attempts for 84 yards. Brown finished the game 13-for-20 with 207 yards and a touchdown.

Defensively, Sheldon Arnold, Xe’ree Alexander and Nyjalik Kelly each recorded seven tackles to tie for the game high. Jamaal Johnson recorded his first career sack and Isaiah Nixon notched his first solo sack.



**GAME 6**  
**Cincinnati Bearcats 19, UCF Knights 13**  
**42,611** 🏠 **Orlando, FBC Mortgage Stadium** 🏠 **Oct 12, 2024**



|            |   |   |   |   |   |    |
|------------|---|---|---|---|---|----|
| Cincinnati | 3 | 7 | 3 | 6 | – | 19 |
| UCF        | 0 | 3 | 7 | 3 | – | 13 |

CINCINNATI BEARCATS

| PASSING        | ATT | CP | YDS | SK/YD | TD | LG | INT | RTG  |
|----------------|-----|----|-----|-------|----|----|-----|------|
| Brendan Sorsby | 38  | 25 | 241 | 2/13  | 1  | 21 | 2   | 70.2 |
| Total          | 38  | 25 | 241 | 2/13  | 1  | 21 | 2   | 70.2 |

| RUSHING           | ATT | YDS | AVG | LG | TD |
|-------------------|-----|-----|-----|----|----|
| Corey Kiner       | 17  | 83  | 4.9 | 46 | 0  |
| Barry Jackson Jr. | 1   | 5   | 5.0 | 5  | 0  |
| Brendan Sorsby    | 9   | 4   | 0.4 | 6  | 1  |
| Manny Covey       | 1   | 4   | 4.0 | 4  | 0  |
| Evan Pryor        | 4   | 1   | 0.3 | 1  | 0  |
| Harris Adams      | 0   | 0   | 0   | 0  | 0  |
| Total             | 32  | 97  | 3.0 | 46 | 1  |

| RECEIVING         | NO | YDS | AVG  | LG | TD |
|-------------------|----|-----|------|----|----|
| Joe Royer         | 8  | 84  | 10.5 | 18 | 0  |
| Tony Johnson      | 8  | 76  | 9.5  | 21 | 1  |
| Jamoi Mayes       | 4  | 27  | 6.8  | 14 | 0  |
| Xzavier Henderson | 2  | 21  | 10.5 | 15 | 0  |
| Manny Covey       | 1  | 12  | 12.0 | 12 | 0  |
| Barry Jackson Jr. | 1  | 12  | 12.0 | 12 | 0  |
| Corey Kiner       | 1  | 9   | 9.0  | 9  | 0  |
| Total             | 25 | 241 | 9.6  | 21 | 1  |

| TOP DEFENSE     | TOT | SOLO | AST | SCK | YDS  | INT |
|-----------------|-----|------|-----|-----|------|-----|
| Antwan Peek Jr. | 9   | 8    | 1   | 0.0 | 0.0  | 0   |
| Josh Minkins    | 6   | 5    | 1   | 0.0 | 0.0  | 0   |
| Jared Bartlett  | 6   | 3    | 3   | 1.5 | 11.0 | 0   |

UCF KNIGHTS

| PASSING       | ATT | CP | YDS | SK/YD | TD | LG | INT | RTG   |
|---------------|-----|----|-----|-------|----|----|-----|-------|
| Jacurri Brown | 20  | 13 | 207 | 4/28  | 1  | 34 | 0   | 116.0 |
| EJ Colson     | 4   | 1  | -6  | 1/6   | 0  | 0  | 0   | 39.6  |
| Total         | 24  | 14 | 201 | 5/34  | 1  | 34 | 0   | 99.5  |

| RUSHING           | ATT | YDS | AVG | LG | TD |
|-------------------|-----|-----|-----|----|----|
| RJ Harvey         | 17  | 94  | 5.5 | 31 | 0  |
| Jacurri Brown     | 16  | 84  | 5.3 | 28 | 0  |
| Myles Montgomery  | 3   | 10  | 3.3 | 6  | 0  |
| EJ Colson         | 3   | 6   | 2.0 | 8  | 0  |
| Johnny Richardson | 1   | 2   | 2.0 | 2  | 0  |
| Total             | 40  | 196 | 4.9 | 31 | 0  |

| RECEIVING          | NO | YDS | AVG  | LG | TD |
|--------------------|----|-----|------|----|----|
| Kobe Hudson        | 7  | 114 | 16.3 | 29 | 1  |
| RJ Harvey          | 2  | 31  | 15.5 | 21 | 0  |
| Ja'Varrius Johnson | 2  | 14  | 7.0  | 8  | 0  |
| Chauncey Magwood   | 1  | 34  | 34.0 | 34 | 0  |
| Jacoby Jones       | 1  | 14  | 14.0 | 14 | 0  |
| Johnny Richardson  | 1  | -6  | -6.0 | 0  | 0  |
| Total              | 14 | 201 | 14.4 | 34 | 1  |

| TOP DEFENSE        | TOT | SOLO | AST | SCK | YDS | INT |
|--------------------|-----|------|-----|-----|-----|-----|
| Sheldon Arnold, II | 7   | 5    | 2   | 0.0 | 0.0 | 0   |
| Xe'ree Alexander   | 7   | 3    | 4   | 0.0 | 0.0 | 0   |
| Nyjalik Kelly      | 7   | 3    | 4   | 0.0 | 0.0 | 0   |

Team Statistics

|                              | Bearcats | Knights  |
|------------------------------|----------|----------|
| First Downs                  | 19       | 19       |
| 3rd-Down Eff. (Made/Att/Pct) | 9/16/56% | 5/13/38% |
| 4th-Down Eff. (Made/Att/Pct) | 1/1/100% | 2/3/67%  |
| Total Net Yards              | 338      | 397      |
| Total Plays                  | 30       | 36       |
| Yards Per Play               | 11.3     | 11.0     |
| Rushes/Net Yards             | 32/97    | 40/196   |
| Net Passing                  | 241      | 201      |
| Pass Attempts/Completions    | 38/25    | 25/14    |
| Had Intercepted              | 2        | 0        |
| Sacked/Yards Lost            | 2/13     | 5/34     |
| Punts/Average                | 3/43.0   | 3/46.0   |
| Penalties/Yards              | 6/33     | 10/75    |
| Fumbles/Lost                 | 0/0      | 3/2      |
| Possession Time              | 33.73    | 26.27    |



## TEAM STATISTICS

|                                  | UCF            | OPP            |
|----------------------------------|----------------|----------------|
| <b>Scoring</b>                   | <b>184</b>     | <b>142</b>     |
| Points per game                  | 30.7           | 23.7           |
| Points Off Turnovers             | 31             | 17             |
| <b>First Downs</b>               | <b>149</b>     | <b>111</b>     |
| Rushing                          | 94             | 27             |
| Passing                          | 48             | 73             |
| Penalty                          | 7              | 11             |
| <b>Rushing Yardage</b>           | <b>1608</b>    | <b>547</b>     |
| Yards gained rushing             | 1751           | 644            |
| Yards lost rushing               | 143            | 97             |
| Rushing attempts                 | 289            | 169            |
| Average per rush                 | 5.6            | 3.2            |
| Average per game                 | 268.0          | 91.2           |
| TDs Rushing                      | 15             | 5              |
| <b>Passing Yardage</b>           | <b>1235</b>    | <b>1476</b>    |
| Comp-Att-Int                     | 84-143-4       | 142-206-7      |
| Average per pass                 | 8.6            | 7.2            |
| Average per catch                | 14.7           | 10.4           |
| Average per game                 | 205.8          | 246.0          |
| TDs Passing                      | 8              | 11             |
| <b>Total offense</b>             | <b>2843</b>    | <b>2023</b>    |
| Total plays                      | 432            | 375            |
| Average per play                 | 6.6            | 5.4            |
| Average per game                 | 473.8          | 337.2          |
| <b>Kick returns: #-Yards</b>     | <b>14-290</b>  | <b>7-131</b>   |
| <b>Punt returns: #-Yards</b>     | <b>12-124</b>  | <b>5-71</b>    |
| <b>Int returns: #-Yards</b>      | <b>7-98</b>    | <b>4--1</b>    |
| <b>Kick return average</b>       | <b>20.7</b>    | <b>18.7</b>    |
| <b>Punt return average</b>       | <b>10.3</b>    | <b>14.2</b>    |
| <b>Int return average</b>        | <b>14.0</b>    | <b>-0.3</b>    |
| <b>Fumbles-Lost</b>              | <b>7-6</b>     | <b>3-0</b>     |
| <b>Penalties-Yards</b>           | <b>37-319</b>  | <b>41-287</b>  |
| Average per game                 | 53.2           | 47.8           |
| <b>Punts-Yards</b>               | <b>16-710</b>  | <b>30-1210</b> |
| Average per punt                 | 44.4           | 40.3           |
| Net punt average                 | 39.9           | 35.5           |
| <b>Kickoffs-Yards</b>            | <b>36-2287</b> | <b>31-1924</b> |
| Average per kick                 | 63.5           | 62.1           |
| Net kick average                 | 40.3           | 39.3           |
| <b>Time of possession / game</b> | <b>30:05</b>   | <b>29:54</b>   |
| <b>3rd-down conversion</b>       | <b>38/83</b>   | <b>37/82</b>   |
| 3rd-down pct                     | 46%            | 45%            |
| <b>4rd-down conversion</b>       | <b>7/15</b>    | <b>2/4</b>     |



## TEAM STATISTICS

|                                    | UCF                | OPP                |
|------------------------------------|--------------------|--------------------|
| 4rd-down pct                       | 47%                | 50%                |
| <b>Sacks by-Yards</b>              | <b>5-35</b>        | <b>18-110</b>      |
| <b>Misc Yards</b>                  | <b>0</b>           | <b>0</b>           |
| <b>Touchdowns scored</b>           | <b>23</b>          | <b>17</b>          |
| <b>Field goals - attempts</b>      | <b>7-10</b>        | <b>8-11</b>        |
| <b>On-Side kicks</b>               | <b>0-0</b>         | <b>0-0</b>         |
| <b>Red-zone scores</b>             | <b>(20-26) 77%</b> | <b>(18-20) 90%</b> |
| <b>Red-zone touchdowns</b>         | <b>(14-26) 54%</b> | <b>(12-20) 60%</b> |
| <b>PAT-attempts</b>                | <b>(21-22) 95%</b> | <b>(16-17) 94%</b> |
| <b>2-point conversion-attempts</b> | <b>(1-1) 100%</b>  | <b>(0-0) 0%</b>    |
| <b>Attendance</b>                  | <b>176326</b>      | <b>139258</b>      |
| Games / Avg per game               | 4/44082            | 2/69629            |
| Neutral site games                 | -                  | 0/0                |

## Score by Periods

| Team      | 1st | 2nd | 3rd | 4th | OT | TOT |
|-----------|-----|-----|-----|-----|----|-----|
| UCF       | 30  | 50  | 72  | 32  | 0  | 184 |
| Opponents | 38  | 54  | 27  | 23  | 0  | 142 |



FBC Mortgage Stadium against Sam Houston on Saturday, Sept. 7



## INDIVIDUAL STATISTICS

## Rushing

| Player             | gp       | att        | gain        | loss       | net         | avg        | td        | lg        | avg/g        |
|--------------------|----------|------------|-------------|------------|-------------|------------|-----------|-----------|--------------|
| RJ Harvey          | 6        | 108        | 704         | 10         | 694         | 6.4        | 9         | 60        | 115.7        |
| Peny Boone         | 6        | 34         | 208         | 0          | 208         | 6.1        | 2         | 59        | 34.7         |
| KJ Jefferson       | 5        | 61         | 272         | 79         | 193         | 3.2        | 2         | 23        | 38.6         |
| Jacurri Brown      | 3        | 25         | 204         | 28         | 176         | 7.0        | 0         | 30        | 58.7         |
| Myles Montgomery   | 4        | 23         | 153         | 2          | 151         | 6.6        | 2         | 25        | 37.8         |
| Johnny Richardson  | 6        | 19         | 96          | 7          | 89          | 4.7        | 0         | 12        | 14.8         |
| Xavier Townsend    | 4        | 12         | 96          | 8          | 88          | 7.3        | 0         | 18        | 22.0         |
| EJ Colson          | 1        | 3          | 12          | 6          | 6           | 2.0        | 0         | 8         | 6.0          |
| Dylan Rizk         | 1        | 1          | 3           | 0          | 3           | 3.0        | 0         | 3         | 3.0          |
| Kameron Ingram     | 3        | 2          | 3           | 2          | 1           | 0.5        | 0         | 3         | 0.3          |
| Ja'Varrius Johnson | 5        | 1          | 0           | 1          | -1          | -1.0       | 0         | 0         | -0.2         |
| <b>Total</b>       | <b>6</b> | <b>289</b> | <b>1751</b> | <b>143</b> | <b>1608</b> | <b>5.6</b> | <b>15</b> | <b>60</b> | <b>268.0</b> |
| <b>Opponents</b>   | <b>6</b> | <b>169</b> | <b>644</b>  | <b>97</b>  | <b>547</b>  | <b>3.2</b> | <b>5</b>  | <b>46</b> | <b>91.2</b>  |

## Passing

| Player           | gp       | effic        | comp-att-int     | pct         | yds         | td        | lg        | avg/g        |
|------------------|----------|--------------|------------------|-------------|-------------|-----------|-----------|--------------|
| KJ Jefferson     | 5        | 152.0        | 64-108-4         | 59.3        | 1012        | 7         | 75        | 202.4        |
| Jacurri Brown    | 3        | 139.8        | 18-29-0          | 62.1        | 229         | 1         | 34        | 76.3         |
| EJ Colson        | 1        | 12.4         | 1-4-0            | 25.0        | -6          | 0         | 0         | -6.0         |
| Dylan Rizk       | 1        | 100.0        | 1-1-0            | 100.0       | 0           | 0         | 0         | 0.0          |
| Team             | 6        | 0.0          | 0-1-0            | 0.0         | 0           | 0         | 0         | 0.0          |
| <b>Total</b>     | <b>6</b> | <b>144.2</b> | <b>84-143-4</b>  | <b>58.7</b> | <b>1235</b> | <b>8</b>  | <b>75</b> | <b>205.8</b> |
| <b>Opponents</b> | <b>6</b> | <b>139.9</b> | <b>142-206-7</b> | <b>68.9</b> | <b>1476</b> | <b>11</b> | <b>64</b> | <b>246.0</b> |

## Receiving

| Player             | gp       | no.        | yds         | avg         | td        | lg        | avg/g        |
|--------------------|----------|------------|-------------|-------------|-----------|-----------|--------------|
| Kobe Hudson        | 6        | 23         | 477         | 20.7        | 3         | 53        | 79.5         |
| Randy Pittman Jr.  | 6        | 12         | 157         | 13.1        | 0         | 30        | 26.2         |
| Johnny Richardson  | 6        | 10         | 69          | 6.9         | 1         | 22        | 11.5         |
| Xavier Townsend    | 4        | 10         | 69          | 6.9         | 1         | 22        | 17.3         |
| RJ Harvey          | 6        | 9          | 195         | 21.7        | 2         | 75        | 32.5         |
| Ja'Varrius Johnson | 5        | 5          | 24          | 4.8         | 0         | 8         | 4.8          |
| Trent Whittemore   | 5        | 4          | 99          | 24.8        | 0         | 54        | 19.8         |
| Jarrad Baker       | 6        | 2          | 5           | 2.5         | 0         | 4         | 0.8          |
| Jacoby Jones       | 6        | 2          | 29          | 14.5        | 0         | 15        | 4.8          |
| Kylan Fox          | 5        | 2          | 11          | 5.5         | 0         | 6         | 2.2          |
| Evan Morris        | 6        | 1          | 2           | 2.0         | 0         | 2         | 0.3          |
| Peny Boone         | 6        | 1          | 9           | 9.0         | 0         | 9         | 1.5          |
| Chauncey Magwood   | 6        | 1          | 34          | 34.0        | 0         | 34        | 5.7          |
| Myles Montgomery   | 4        | 1          | 49          | 49.0        | 1         | 49        | 12.3         |
| Grant Stevens      | 3        | 1          | 6           | 6.0         | 0         | 6         | 2.0          |
| <b>Total</b>       | <b>6</b> | <b>84</b>  | <b>1235</b> | <b>14.7</b> | <b>8</b>  | <b>75</b> | <b>205.8</b> |
| <b>Opponents</b>   | <b>6</b> | <b>142</b> | <b>1476</b> | <b>10.4</b> | <b>11</b> | <b>64</b> | <b>246.0</b> |

## Punt Returns

| Player           | no.       | yds        | avg         | td       | lg        |
|------------------|-----------|------------|-------------|----------|-----------|
| Xavier Townsend  | 10        | 121        | 12.1        | 0        | 26        |
| Trent Whittemore | 2         | 3          | 1.5         | 0        | 3         |
| <b>Total</b>     | <b>12</b> | <b>124</b> | <b>10.3</b> | <b>0</b> | <b>26</b> |
| <b>Opponents</b> | <b>5</b>  | <b>71</b>  | <b>14.2</b> | <b>0</b> | <b>27</b> |

## Interceptions

| Player             | no.      | yds       | avg         | td       | lg        |
|--------------------|----------|-----------|-------------|----------|-----------|
| Deshawn Pace       | 2        | 37        | 18.5        | 0        | 37        |
| Mac McWilliams     | 1        | 27        | 27.0        | 0        | 27        |
| Ladarius Tennison  | 1        | 0         | 0.0         | 0        | 0         |
| Sheldon Arnold, II | 1        | 22        | 22.0        | 0        | 22        |
| Brandon Adams      | 1        | 3         | 3.0         | 0        | 3         |
| Antione Jackson    | 1        | 9         | 9.0         | 0        | 9         |
| <b>Total</b>       | <b>7</b> | <b>98</b> | <b>14.0</b> | <b>0</b> | <b>37</b> |
| <b>Opponents</b>   | <b>4</b> | <b>-1</b> | <b>-0.3</b> | <b>0</b> | <b>0</b>  |

## Kick Returns

| Player             | no.       | yds        | avg         | td       | lg        |
|--------------------|-----------|------------|-------------|----------|-----------|
| Xavier Townsend    | 7         | 162        | 23.1        | 0        | 38        |
| Ladarius Tennison  | 3         | 62         | 20.7        | 0        | 24        |
| RJ Harvey          | 2         | 37         | 18.5        | 0        | 20        |
| Randy Pittman Jr.  | 1         | 13         | 13.0        | 0        | 13        |
| Christian Peterson | 1         | 16         | 16.0        | 0        | 16        |
| <b>Total</b>       | <b>14</b> | <b>290</b> | <b>20.7</b> | <b>0</b> | <b>38</b> |
| <b>Opponents</b>   | <b>7</b>  | <b>131</b> | <b>18.7</b> | <b>0</b> | <b>31</b> |

## Fumble Returns

| Player           | no.      | yds        | avg         | td       | lg        |
|------------------|----------|------------|-------------|----------|-----------|
| <b>Total</b>     | <b>0</b> | <b>0</b>   | <b>0.0</b>  | <b>0</b> | <b>0</b>  |
| <b>Opponents</b> | <b>6</b> | <b>104</b> | <b>17.3</b> | <b>1</b> | <b>95</b> |

INDIVIDUAL STATISTICS

Scoring

| Player            | td | fg   | PAT   |      |     |      | dpx | saf | pts |
|-------------------|----|------|-------|------|-----|------|-----|-----|-----|
|                   |    |      | kick  | rush | rcv | pass |     |     |     |
| RJ Harvey         | 11 | -    | -     | -    | 1   | -    | -   | -   | 68  |
| Colton Boomer     | -  | 3-6  | 19-20 | -    | -   | -    | -   | -   | 28  |
| Kobe Hudson       | 3  | -    | -     | -    | -   | -    | -   | -   | 18  |
| Myles Montgomery  | 3  | -    | -     | -    | -   | -    | -   | -   | 18  |
| Grant Reddick     | -  | 4-4  | 2-2   | -    | -   | -    | -   | -   | 14  |
| KJ Jefferson      | 2  | -    | -     | -    | -   | 1    | -   | -   | 12  |
| Peny Boone        | 2  | -    | -     | -    | -   | -    | -   | -   | 12  |
| Johnny Richardson | 1  | -    | -     | -    | -   | -    | -   | -   | 6   |
| Xavier Townsend   | 1  | -    | -     | -    | -   | -    | -   | -   | 6   |
| Total             | 23 | 7-10 | 21-22 | 0    | 1   | 1    | 0   | 1   | 184 |
| Opponents         | 17 | 8-11 | 16-17 | 0    | 0   | 0    | 0   | 0   | 142 |

Total Offense

| Player             | g | plays | rush | pass | total | avg/g |
|--------------------|---|-------|------|------|-------|-------|
| KJ Jefferson       | 5 | 169   | 193  | 1012 | 1205  | 241.0 |
| RJ Harvey          | 6 | 108   | 694  | 0    | 694   | 115.7 |
| Jacurri Brown      | 3 | 54    | 176  | 229  | 405   | 135.0 |
| Peny Boone         | 6 | 34    | 208  | 0    | 208   | 34.7  |
| Myles Montgomery   | 4 | 23    | 151  | 0    | 151   | 37.8  |
| Johnny Richardson  | 6 | 19    | 89   | 0    | 89    | 14.8  |
| Xavier Townsend    | 4 | 12    | 88   | 0    | 88    | 22.0  |
| Dylan Rizk         | 1 | 2     | 3    | 0    | 3     | 3.0   |
| Kameron Ingram     | 3 | 2     | 1    | 0    | 1     | 0.3   |
| Ja'Varrius Johnson | 5 | 1     | -1   | 0    | -1    | -0.2  |
| Team               | 6 | 0     | 0    | 0    | 0     | 0.0   |
| Total              | 6 | 432   | 1608 | 1235 | 2843  | 473.8 |
| Opponents          | 6 | 375   | 547  | 1476 | 2023  | 337.2 |

Field Goals

| Player        | fg   | pct.  | 01-19 | 20-29 | 30-39 | 40-49 | 50-99 | lg | blk |
|---------------|------|-------|-------|-------|-------|-------|-------|----|-----|
| Colton Boomer | 3-6  | 50.0  | 0-0   | 1-2   | 0-0   | 1-2   | 1-2   | 50 | 2   |
| Grant Reddick | 4-4  | 100.0 | 0-0   | 3-3   | 1-1   | 0-0   | 0-0   | 37 | 0   |
| Opponents     | 8-11 | 72.7  | 0-0   | 3-3   | 3-4   | 1-1   | 1-3   | 51 | 0   |

Punting

| Player         | no. | yds  | avg  | lg | tb | fc | i20 | 50+ | blk |
|----------------|-----|------|------|----|----|----|-----|-----|-----|
| Mitch McCarthy | 16  | 710  | 44.4 | 52 | 0  | 10 | 5   | 4   | 0   |
| Total          | 16  | 710  | 44.4 | 52 | 0  | 10 | 5   | 4   | 0   |
| Opponents      | 30  | 1210 | 40.3 | 59 | 1  | 10 | 9   | 8   | 1   |

FG Sequence

| Team Name     | UCF       | Opponents    |
|---------------|-----------|--------------|
| Florida       | (27),(37) | (28),53      |
| TCU           | 47,27     | (31),(24),58 |
| Cincinnati    | (22),(29) | (22),36,(51) |
| New Hampshire | (25),(44) | (38)         |
| Sam Houston   | (50)      |              |
| Colorado      | 55        | (36),(46)    |

Kickoffs

| Player        | no. | yds  | avg  | tb | ob | retn | net  | ydIn |
|---------------|-----|------|------|----|----|------|------|------|
| Colton Boomer | 23  | 1464 | 63.7 | 20 | 1  |      |      |      |
| Evan Morris   | 9   | 584  | 64.9 | 8  | 0  |      |      |      |
| Grant Reddick | 4   | 239  | 59.8 | 0  | 0  |      |      |      |
| Total         | 36  | 2287 | 63.5 | 28 | 1  | 7    | 40.3 | 24   |
| Opponents     | 31  | 1924 | 62.1 | 8  | 0  | 14   | 39.3 | 25   |



UCF Mascot, Knightro

## DEFENSIVE STATISTICS

| ##            | Player             | gp       | Tackles    |            |            |               | Sacks       | Pass defense |           |           | Fumbles    |          | blkd     |          |
|---------------|--------------------|----------|------------|------------|------------|---------------|-------------|--------------|-----------|-----------|------------|----------|----------|----------|
|               |                    |          | ua         | a          | tot        | tfl/yds       |             | int-yds      | brup      | qbh       | fr-yds     | ff       | kick     | saf      |
| 3             | Deshawn Pace       | 6        | 21         | 7          | 28         | 1-6           | .           | 2-37         | .         | .         | .          | .        | .        | .        |
| 32            | Ethan Barr         | 6        | 11         | 15         | 26         | 1.5-7         | .           | .            | 1         | 1         | .          | .        | .        | .        |
| 10            | Quadric Bullard    | 6        | 13         | 12         | 25         | .             | .           | .            | .         | .         | .          | .        | .        | .        |
| 11            | Nyjalik Kelly      | 6        | 11         | 10         | 21         | 3.5-21        | 2-15        | .            | 1         | 2         | .          | 1        | .        | .        |
| 9             | Sheldon Arnold, II | 6        | 15         | 6          | 21         | 0.5-1         | .           | 1-22         | .         | .         | .          | .        | .        | .        |
| 20            | Mac McWilliams     | 6        | 16         | 4          | 20         | 4-14          | .           | 1-27         | 1         | .         | .          | 1        | .        | .        |
| 24            | Xe'ree Alexander   | 6        | 11         | 9          | 20         | 3-7           | .           | .            | .         | 2         | .          | .        | .        | .        |
| 13            | Ladarius Tennison  | 6        | 13         | 7          | 20         | 1-6           | .           | 1-0          | 2         | 1         | .          | .        | 1        | .        |
| 2             | Lee Hunter         | 6        | 8          | 11         | 19         | 2-7           | .           | .            | .         | 1         | .          | .        | .        | .        |
| 4             | Braeden Marshall   | 6        | 16         | 3          | 19         | 3-12          | .           | .            | 3         | .         | .          | .        | .        | .        |
| 14            | Jesiah Pierre      | 6        | 8          | 9          | 17         | 2-6           | .           | .            | .         | .         | .          | .        | .        | .        |
| 44            | Matthew Alexander  | 6        | 7          | 6          | 13         | 1-4           | .           | .            | .         | 2         | .          | .        | .        | .        |
| 5             | Ricky Barber       | 6        | 5          | 7          | 12         | 0.5-0         | .           | .            | .         | 4         | .          | .        | .        | .        |
| 15            | Daylan Dotson      | 6        | 5          | 6          | 11         | 3-8           | .           | .            | .         | .         | .          | .        | .        | .        |
| 7             | Antione Jackson    | 6        | 6          | 5          | 11         | 0.5-1         | .           | 1-9          | 2         | .         | .          | .        | .        | .        |
| 0             | Brandon Adams      | 6        | 9          | 2          | 11         | 1-1           | .           | 1-3          | 1         | .         | .          | .        | .        | .        |
| 51            | Malachi Lawrence   | 6        | 6          | 3          | 9          | 1-7           | 1-7         | .            | 1         | 3         | .          | .        | .        | .        |
| 6             | Isaiah Nixon       | 6        | 4          | 3          | 7          | 1-3           | 1-3         | .            | .         | .         | .          | .        | .        | .        |
| 99            | Jamaal Johnson     | 6        | 4          | 3          | 7          | 2-12          | 1-10        | .            | .         | .         | .          | .        | .        | .        |
| 12            | Bryon Threats      | 4        | 6          | 1          | 7          | 1-1           | .           | .            | .         | .         | .          | .        | .        | .        |
| 1             | Ja'Cari Henderson  | 4        | 3          | 1          | 4          | 0.5-1         | .           | .            | .         | .         | .          | .        | .        | .        |
| 29            | William Wells      | 4        | 3          | .          | 3          | .             | .           | .            | .         | .         | .          | .        | .        | .        |
| 33            | Kaven Call         | 3        | 2          | .          | 2          | .             | .           | .            | .         | .         | .          | .        | .        | .        |
| 98            | Tyreek'e Robinson  | 2        | .          | 2          | 2          | .             | .           | .            | 1         | .         | .          | .        | .        | .        |
| 5             | Randy Pittman Jr.  | 6        | 1          | 1          | 2          | .             | .           | .            | .         | .         | .          | .        | .        | .        |
| 28            | Andrew Harris      | 6        | 1          | 1          | 2          | 0.5-1         | .           | .            | .         | .         | .          | .        | .        | .        |
| 27            | Chasen Johnson     | 6        | 2          | .          | 2          | .             | .           | .            | 1         | .         | .          | .        | .        | .        |
| 87            | Andrew Rumph       | 2        | .          | 2          | 2          | .             | .           | .            | .         | .         | .          | .        | .        | .        |
| 23            | Tre'Quon Fegans    | 3        | 2          | .          | 2          | .             | .           | .            | .         | .         | .          | .        | .        | .        |
| 30            | Kam Moore          | 3        | 1          | 1          | 2          | .             | .           | .            | .         | .         | .          | .        | .        | .        |
| 91            | Keshaun Hudson     | 2        | .          | 2          | 2          | .             | .           | .            | .         | .         | .          | .        | .        | .        |
| 16            | TJ Bullard         | 3        | .          | 1          | 1          | 0.5-0         | .           | .            | .         | .         | .          | .        | .        | .        |
| 3             | Xavier Townsend    | 4        | 1          | .          | 1          | .             | .           | .            | .         | .         | .          | .        | .        | .        |
| 4             | Chauncey Magwood   | 6        | .          | 1          | 1          | .             | .           | .            | .         | .         | .          | .        | .        | .        |
| 2             | Kobe Hudson        | 6        | 1          | .          | 1          | .             | .           | .            | .         | .         | .          | .        | .        | .        |
| 22            | Qua Birdsong       | 2        | 1          | .          | 1          | .             | .           | .            | .         | .         | .          | .        | .        | .        |
| 53            | Keeron Henderson   | 2        | .          | 1          | 1          | .             | .           | .            | .         | .         | .          | .        | .        | .        |
| 49            | Quinten Johnson    | 5        | 1          | .          | 1          | .             | .           | .            | .         | .         | .          | .        | .        | .        |
| 9             | Ja'Varrius Johnson | 5        | 1          | .          | 1          | .             | .           | .            | .         | .         | .          | .        | .        | .        |
| <b>Totals</b> |                    | <b>6</b> | <b>215</b> | <b>142</b> | <b>357</b> | <b>34-126</b> | <b>5-35</b> | <b>7-98</b>  | <b>14</b> | <b>16</b> | <b>0-0</b> | <b>2</b> | <b>1</b> | <b>1</b> |
| Opponents     |                    | 6        | 260        | 216        | 476        | 38-157        | 18-110      | 4--1         | 18        | 5         | 6-104      | 7        | 3        | 0        |

## TEAM GAME-BY-GAME

| Date             | Opponent      | Rushing    |             |           |           | Receiving  |             |           |           | Passing          |             |           |           | Kick Returns |            |          |           | Punt Returns |            |          |           | tot<br>off  |
|------------------|---------------|------------|-------------|-----------|-----------|------------|-------------|-----------|-----------|------------------|-------------|-----------|-----------|--------------|------------|----------|-----------|--------------|------------|----------|-----------|-------------|
|                  |               | no.        | yds         | td        | lg        | no.        | yds         | td        | lg        | cmp-att-int      | yds         | td        | lg        | no.          | yds        | td       | lg        | no.          | yds        | td       | lg        |             |
| 08/29/2024       | New Hampshire | 54         | 454         | 5         | 60        | 11         | 185         | 2         | 49        | 11-22-1          | 185         | 2         | 49        | 3            | 84         | 0        | 38        | 7            | 89         | 0        | 26        | 639         |
| 09/07/2024       | Sam Houston   | 57         | 384         | 6         | 26        | 14         | 170         | 0         | 53        | 14-17-0          | 170         | 0         | 53        | 1            | 20         | 0        | 20        | 1            | 13         | 0        | 13        | 554         |
| 09/14/2024       | at TCU        | 54         | 289         | 2         | 27        | 13         | 230         | 3         | 45        | 13-22-0          | 230         | 3         | 45        | 1            | 13         | 0        | 13        | 1            | -3         | 0        | 0         | 519         |
| 09/28/2024       | Colorado      | 44         | 177         | 1         | 23        | 20         | 284         | 2         | 75        | 20-35-2          | 284         | 2         | 75        | 5            | 107        | 0        | 30        | 2            | 25         | 0        | 15        | 461         |
| 10/05/2024       | at Florida    | 40         | 108         | 1         | 13        | 12         | 165         | 0         | 35        | 12-22-1          | 165         | 0         | 35        | 2            | 33         | 0        | 20        | 0            | 0          | 0        | 0         | 273         |
| 10/12/2024       | Cincinnati    | 40         | 196         | 0         | 31        | 14         | 201         | 1         | 34        | 14-25-0          | 201         | 1         | 34        | 2            | 33         | 0        | 17        | 1            | 0          | 0        | 0         | 397         |
| <b>UCF</b>       |               | <b>289</b> | <b>1608</b> | <b>15</b> | <b>60</b> | <b>84</b>  | <b>1235</b> | <b>8</b>  | <b>75</b> | <b>84-143-4</b>  | <b>1235</b> | <b>8</b>  | <b>75</b> | <b>14</b>    | <b>290</b> | <b>0</b> | <b>38</b> | <b>12</b>    | <b>124</b> | <b>0</b> | <b>26</b> | <b>2843</b> |
| <b>Opponents</b> |               | <b>169</b> | <b>547</b>  | <b>5</b>  | <b>46</b> | <b>142</b> | <b>1476</b> | <b>11</b> | <b>64</b> | <b>142-206-7</b> | <b>1476</b> | <b>11</b> | <b>64</b> | <b>7</b>     | <b>131</b> | <b>0</b> | <b>31</b> | <b>5</b>     | <b>71</b>  | <b>0</b> | <b>27</b> | <b>2023</b> |

## UCF Averages

| Games | Avg/ rush | Avg/ catch | Pass effc | KR avg | PR avg | All purpose avg/game | Total offense avg/game |
|-------|-----------|------------|-----------|--------|--------|----------------------|------------------------|
| 6     | 5.6       | 14.7       | 144.2     | 20.7   | 10.3   | 559.2                | 473.8                  |

| Date             | Opponent      | Tackles    |            |            |                 | Sacks<br>no-yds | Fumble   |              | Pass Defense |           |           | blkd<br>kick | PAT attempts |          |          | off      |           |            |
|------------------|---------------|------------|------------|------------|-----------------|-----------------|----------|--------------|--------------|-----------|-----------|--------------|--------------|----------|----------|----------|-----------|------------|
|                  |               | ua         | a          | total      | tfl-yds         |                 | ff       | fr-yds       | int-yds      | qbh       | brup      |              | kick         | rush     | rcv      | saf      | t/o       | pts        |
| 08/29/2024       | New Hampshire | 30         | 30         | 60         | 7.0-26          | 0-0             | 0        | 0-0          | 2-46         | 6         | 3         | 1            | 7-7          | 0        | 0        | 1        | 14        | 57         |
| 09/07/2024       | Sam Houston   | 32         | 20         | 52         | 6.0-15          | 1-9             | 1        | 0-0          | 2-49         | 3         | 1         | 0            | 6-6          | 0        | 0        | 0        | 14        | 45         |
| 09/14/2024       | at TCU        | 32         | 26         | 58         | 1.0-6           | 0-0             | 0        | 0-0          | 0-0          | 4         | 4         | 0            | 3-4          | 0        | 1        | 0        | 0         | 35         |
| 09/28/2024       | Colorado      | 40         | 26         | 66         | 8.0-40          | 2-13            | 0        | 0-0          | 1-0          | 1         | 2         | 0            | 3-3          | 0        | 0        | 0        | 0         | 21         |
| 10/05/2024       | at Florida    | 37         | 18         | 55         | 4.0-8           | 0-0             | 1        | 0-0          | 0-0          | 0         | 2         | 0            | 1-1          | 0        | 0        | 0        | 0         | 13         |
| 10/12/2024       | Cincinnati    | 44         | 22         | 66         | 8.0-31          | 2-13            | 0        | 0-0          | 2-3          | 2         | 2         | 0            | 1-1          | 0        | 0        | 0        | 3         | 13         |
| <b>UCF</b>       |               | <b>215</b> | <b>142</b> | <b>357</b> | <b>34.0-126</b> | <b>5-35</b>     | <b>2</b> | <b>0-0</b>   | <b>7-98</b>  | <b>16</b> | <b>14</b> | <b>1</b>     | <b>21-22</b> | <b>0</b> | <b>1</b> | <b>1</b> | <b>31</b> | <b>184</b> |
| <b>Opponents</b> |               | <b>260</b> | <b>216</b> | <b>476</b> | <b>38.0-157</b> | <b>18-110</b>   | <b>7</b> | <b>6-104</b> | <b>4--1</b>  | <b>5</b>  | <b>18</b> | <b>3</b>     | <b>16-17</b> | <b>0</b> | <b>0</b> | <b>0</b> | <b>17</b> | <b>142</b> |

| Date       | Opponent      | Punting |      |      |      |      |    |    |     |     |        | Field Goals |      |     | Kickoffs |      |    |    |  |
|------------|---------------|---------|------|------|------|------|----|----|-----|-----|--------|-------------|------|-----|----------|------|----|----|--|
|            |               | no.     | yds  | avg  | long | blkd | tb | fc | 50+ | i20 | md-att | long        | blkd | no. | yds      | avg  | tb | ob |  |
| 08/29/2024 | New Hampshire | 2       | 75   | 37.5 | 41   | 0    | 0  | 2  | 0   | 2   | 2-2    | 44          | 0    | 10  | 629      | 62.9 | 6  | 0  |  |
| 09/07/2024 | Sam Houston   | 2       | 78   | 39.0 | 42   | 0    | 0  | 1  | 0   | 1   | 1-1    | 50          | 0    | 8   | 519      | 64.9 | 6  | 0  |  |
| 09/14/2024 | at TCU        | 3       | 152  | 50.7 | 51   | 0    | 0  | 0  | 3   | 1   | 0-2    | 0           | 2    | 6   | 390      | 65.0 | 6  | 0  |  |
| 09/28/2024 | Colorado      | 3       | 127  | 42.3 | 47   | 0    | 0  | 2  | 0   | 1   | 0-1    | 0           | 0    | 4   | 230      | 57.5 | 3  | 1  |  |
| 10/05/2024 | at Florida    | 3       | 139  | 46.3 | 49   | 0    | 0  | 3  | 0   | 0   | 2-2    | 37          | 0    | 4   | 259      | 64.8 | 3  | 0  |  |
| 10/12/2024 | Cincinnati    | 3       | 139  | 46.3 | 52   | 0    | 0  | 2  | 1   | 0   | 2-2    | 29          | 0    | 4   | 260      | 65.0 | 4  | 0  |  |
| UCF        |               | 16      | 710  | 44.4 | 52   | 0    | 0  | 10 | 4   | 5   | 7-10   | 50          | 2    | 36  | 2287     | 63.5 | 28 | 1  |  |
| Opponents  |               | 30      | 1210 | 40.3 | 59   | 1    | 1  | 10 | 8   | 9   | 8-11   | 51          | 0    | 31  | 1924     | 62.1 | 8  | 0  |  |



UCF Head Coach Gus Malzahn following the TCU victory





## INDIVIDUAL GAME-BY-GAME

| #1 KJ Jefferson | Comp      | Att        | Int      | Pct         | Yards       | TD       | Long      | Sacked       | Effic.       |
|-----------------|-----------|------------|----------|-------------|-------------|----------|-----------|--------------|--------------|
| New Hampshire   | 7         | 14         | 1        | 50.0        | 164         | 2        | 49        | 1-4          | 181.3        |
| Sam Houston     | 12        | 15         | 0        | 80.0        | 169         | 0        | 53        | 2-14         | 174.6        |
| TCU             | 13        | 22         | 0        | 59.1        | 230         | 3        | 45        | 0-0          | 191.9        |
| Colorado        | 20        | 35         | 2        | 57.1        | 284         | 2        | 75        | 5-21         | 132.7        |
| Florida         | 12        | 22         | 1        | 54.5        | 165         | 0        | 35        | 5-37         | 108.5        |
| <b>Totals</b>   | <b>64</b> | <b>108</b> | <b>4</b> | <b>59.3</b> | <b>1012</b> | <b>7</b> | <b>75</b> | <b>13-76</b> | <b>152.0</b> |

| #10 Dylan Rizk | Comp     | Att      | Int      | Pct          | Yards    | TD       | Long     | Sacked     | Effic.       |
|----------------|----------|----------|----------|--------------|----------|----------|----------|------------|--------------|
| Sam Houston    | 1        | 1        | 0        | 100.0        | 0        | 0        | 0        | 0-0        | 100.0        |
| <b>Totals</b>  | <b>1</b> | <b>1</b> | <b>0</b> | <b>100.0</b> | <b>0</b> | <b>0</b> | <b>0</b> | <b>0-0</b> | <b>100.0</b> |

| #11 Jacurri Brown | Comp      | Att       | Int      | Pct         | Yards      | TD       | Long      | Sacked      | Effic.       |
|-------------------|-----------|-----------|----------|-------------|------------|----------|-----------|-------------|--------------|
| New Hampshire     | 4         | 8         | 0        | 50.0        | 21         | 0        | 6         | 0-0         | 72.1         |
| Sam Houston       | 1         | 1         | 0        | 100.0       | 1          | 0        | 1         | 0-0         | 108.4        |
| Cincinnati        | 13        | 20        | 0        | 65.0        | 207        | 1        | 34        | 4-28        | 168.4        |
| <b>Totals</b>     | <b>18</b> | <b>29</b> | <b>0</b> | <b>62.1</b> | <b>229</b> | <b>1</b> | <b>34</b> | <b>4-28</b> | <b>139.8</b> |

| #12 EJ Colson | Comp     | Att      | Int      | Pct         | Yards     | TD       | Long     | Sacked     | Effic.      |
|---------------|----------|----------|----------|-------------|-----------|----------|----------|------------|-------------|
| Cincinnati    | 1        | 4        | 0        | 25.0        | -6        | 0        | 0        | 1-6        | 12.4        |
| <b>Totals</b> | <b>1</b> | <b>4</b> | <b>0</b> | <b>25.0</b> | <b>-6</b> | <b>0</b> | <b>0</b> | <b>1-6</b> | <b>12.4</b> |

### Rushing

| Player             | No-Yds/TD | UNH      | SHSU     | TCU      | CU      | UF       | UC      |
|--------------------|-----------|----------|----------|----------|---------|----------|---------|
| RJ Harvey          | 108-694/9 | 11-142/2 | 19-126/4 | 29-180/2 | 16-77/0 | 16-75/1  | 17-94/0 |
| KJ Jefferson       | 61-193/2  | 11-39/1  | 9-50/0   | 9-46/0   | 20-76/1 | 12--18/0 | DNP     |
| Peny Boone         | 34-208/2  | 7-81/1   | 10-54/1  | 7-24/0   | 2-7/0   | 8-42/0   | -       |
| Jacurri Brown      | 25-176/0  | 7-60/0   | 2-32/0   | DNP      | DNP     | DNP      | 16-84/0 |
| Myles Montgomery   | 23-151/2  | 8-77/1   | 9-51/1   | 3-13/0   | DNP     | DNP      | 3-10/0  |
| Johnny Richardson  | 19-89/0   | 7-40/0   | 2-19/0   | 2-7/0    | 4-11/0  | 3-10/0   | 1-2/0   |
| Xavier Townsend    | 12-88/0   | 2-12/0   | 4-51/0   | 4-19/0   | 2-6/0   | DNP      | DNP     |
| EJ Colson          | 3-6/0     | DNP      | DNP      | DNP      | DNP     | DNP      | 3-6/0   |
| Kameron Ingram     | 2-1/0     | 1-3/0    | 1--2/0   | DNP      | -       | DNP      | DNP     |
| Dylan Rizk         | 1-3/0     | DNP      | 1-3/0    | DNP      | DNP     | DNP      | DNP     |
| Ja'Varrius Johnson | 1--1/0    | DNP      | -        | -        | -       | 1--1/0   | -       |

### Receiving

| Player             | No-Yds/TD | UNH    | SHSU    | TCU     | CU     | UF     | UC      |
|--------------------|-----------|--------|---------|---------|--------|--------|---------|
| Kobe Hudson        | 23-477/3  | 2-61/0 | 5-104/0 | 6-145/2 | 2-39/0 | 1-14/0 | 7-114/1 |
| Randy Pittman Jr.  | 12-157/0  | 1-20/0 | 2-32/0  | 3-43/0  | 3-18/0 | 3-44/0 | -       |
| Johnny Richardson  | 10-69/1   | 1-22/1 | 1-5/0   | -       | 2-10/0 | 5-38/0 | 1--6/0  |
| Xavier Townsend    | 10-69/1   | 1-4/0  | 3-17/0  | 2--2/0  | 4-50/1 | DNP    | DNP     |
| RJ Harvey          | 9-195/2   | 1-8/0  | -       | 1-29/1  | 4-92/1 | 1-35/0 | 2-31/0  |
| Ja'Varrius Johnson | 5-24/0    | DNP    | 1-0/0   | -       | 2-10/0 | -      | 2-14/0  |
| Trent Whittemore   | 4-99/0    | -      | 1-11/0  | DNP     | 1-54/0 | 2-34/0 | -       |
| Jacoby Jones       | 2-29/0    | -      | -       | 1-15/0  | -      | -      | 1-14/0  |
| Kylan Fox          | 2-11/0    | 2-11/0 | -       | -       | DNP    | -      | -       |
| Jarrad Baker       | 2-5/0     | 1-4/0  | 1-1/0   | -       | -      | -      | -       |
| Myles Montgomery   | 1-49/1    | 1-49/1 | -       | -       | DNP    | DNP    | -       |
| Chauncey Magwood   | 1-34/0    | -      | -       | -       | -      | -      | 1-34/0  |
| Peny Boone         | 1-9/0     | -      | -       | -       | 1-9/0  | -      | -       |
| Grant Stevens      | 1-6/0     | 1-6/0  | -       | DNP     | -      | DNP    | DNP     |
| Evan Morris        | 1-2/0     | -      | -       | -       | 1-2/0  | -      | -       |

## TEAM GAME HIGHS

|                  |                  |  |
|------------------|------------------|--|
| RUSHES           | 57               | Sam Houston (09/07/2024)   |
| YARDS RUSHING    | 454              | New Hampshire (08/29/2024)   |
| YARDS PER RUSH   | 8.4              | New Hampshire (08/29/2024)   |
| TD RUSHES        | 6                | Sam Houston (09/07/2024)   |
| PASS ATTEMPTS    | 35               | Colorado (09/28/2024)  |
| PASS COMPLETIONS | 20               | Colorado (09/28/2024)  |
| YARDS PASSING    | 284              | Colorado (09/28/2024)  |
| YARDS PER PASS   | 10.5             | at TCU (09/14/2024)  |
| TD PASSES        | 3                | at TCU (09/14/2024)  |
| TOTAL PLAYS      | 79               | Colorado (09/28/2024)  |
| TOTAL OFFENSE    | 639              | New Hampshire (08/29/2024)   |
| YARDS PER PLAY   | 8.4              | New Hampshire (08/29/2024)   |
| POINTS           | 57               | New Hampshire (08/29/2024)   |
| SACKS BY         | 2<br>2           | Cincinnati (10/12/2024)<br>Colorado (09/28/2024)   |
| FIRST DOWNS      | 30               | at TCU (09/14/2024)  |
| PENALTIES        | 10               | Cincinnati (10/12/2024)  |
| PENALTY YARDS    | 80               | Colorado (09/28/2024)  |
| TURNOVERS        | 4                | Colorado (09/28/2024)  |
| PUNTS            | 3<br>3<br>3<br>3 | Cincinnati (10/12/2024)<br>at Florida (10/05/2024)<br>Colorado (09/28/2024)<br>at TCU (09/14/2024) |
| PUNTING AVG      | 50.7             | at TCU (09/14/2024)  |
| LONG PUNT        | 52               | Cincinnati (10/12/2024)  |
| PUNTS INSIDE 20  | 2                | New Hampshire (08/29/2024)   |
| LONG PUNT RETURN | 26               | New Hampshire (08/29/2024)   |

## INDIVIDUAL GAME HIGHS

|                     |                       |  |
|---------------------|-----------------------|--|
| RUSHES              | 29                    | RJ Harvey at TCU (09/14/2024)  |
| YARDS RUSHING       | 180                   | RJ Harvey at TCU (09/14/2024)  |
| TD RUSHES           | 4                     | RJ Harvey vs Sam Houston (09/07/2024)  |
| LONG RUSH           | 60                    | RJ Harvey vs New Hampshire (08/29/2024)  |
| PASS ATTEMPTS       | 35                    | KJ Jefferson vs Colorado (09/28/2024)  |
| PASS COMPLETIONS    | 20                    | KJ Jefferson vs Colorado (09/28/2024)  |
| YARDS PASSING       | 284                   | KJ Jefferson vs Colorado (09/28/2024)  |
| TD PASSES           | 3                     | KJ Jefferson at TCU (09/14/2024)   |
| LONG PASS           | 75                    | KJ Jefferson vs Colorado (09/28/2024)  |
| RECEPTIONS          | 7                     | Kobe Hudson vs Cincinnati (10/12/2024)   |
| YARDS RECEIVING     | 145                   | Kobe Hudson at TCU (09/14/2024)  |
| TD RECEPTIONS       | 2                     | Kobe Hudson at TCU (09/14/2024)  |
| LONG RECEPTION      | 75                    | RJ Harvey vs Colorado (09/28/2024)   |
| PUNTS               | 3<br>3<br>3<br>3      | Mitch McCarthy vs Cincinnati (10/12/2024)<br>Mitch McCarthy at Florida (10/05/2024)<br>Mitch McCarthy vs Colorado (09/28/2024)<br>Mitch McCarthy at TCU (09/14/2024)   |
| PUNTING AVG         | 50.7                  | Mitch McCarthy at TCU (09/14/2024)   |
| LONG PUNT           | 52                    | Mitch McCarthy vs Cincinnati (10/12/2024)  |
| PUNTS INSIDE 20     | 2                     | Mitch McCarthy vs New Hampshire (08/29/2024)   |
| LONG PUNT RETURN    | 26                    | Xavier Townsend vs New Hampshire (08/29/2024)  |
| LONG KICKOFF RETURN | 38                    | Xavier Townsend vs New Hampshire (08/29/2024)  |
| TACKLES             | 11                    | Deshawn Pace at TCU (09/14/2024)   |
| SACKS               | 1<br>1<br>1<br>1<br>1 | Jamaal Johnson vs Cincinnati (10/12/2024)<br>Isaiah Nixon vs Cincinnati (10/12/2024)<br>Malachi Lawrence vs Colorado (09/28/2024)<br>Nyjalik Kelly vs Colorado (09/28/2024)<br>Nyjalik Kelly vs Sam Houston (09/07/2024) |
| TACKLES FOR LOSS    | 2<br>2                | Mac McWilliams vs Colorado (09/28/2024)<br>Braeden Marshall vs New Hampshire (08/29/2024)  |

## PLAYER PARTICIPATION

| ## | Player              | GP-GS | UNH   | SHSU  | TCU   | CU    | UF    | UC    |
|----|---------------------|-------|-------|-------|-------|-------|-------|-------|
| 0  | Johnny Richardson   | 6/0   | XXX   | XXX   | XXX   | XXX   | XXX   | XXX   |
| 0  | Brandon Adams       | 6/6   | START | START | START | START | START | START |
| 1  | KJ Jefferson        | 5/5   | START | START | START | START | START | ...   |
| 1  | Ja'Cari Henderson   | 4/0   | XXX   | XXX   | ...   | XXX   | ...   | XXX   |
| 2  | Kobe Hudson         | 6/6   | START | START | START | START | START | START |
| 2  | Lee Hunter          | 6/5   | START | START | XXX   | START | START | START |
| 3  | Deshawn Pace        | 6/5   | START | XXX   | START | START | START | START |
| 3  | Xavier Townsend     | 4/3   | START | XXX   | START | START | ...   | ...   |
| 4  | Chauncey Magwood    | 6/0   | XXX   | XXX   | XXX   | XXX   | XXX   | XXX   |
| 4  | Braeden Marshall    | 6/6   | START | START | START | START | START | START |
| 5  | Ricky Barber        | 6/5   | START | START | START | XXX   | START | START |
| 5  | Randy Pittman Jr.   | 6/4   | XXX   | START | START | START | START | XXX   |
| 6  | Isaiah Nixon        | 6/0   | XXX   | XXX   | XXX   | XXX   | XXX   | XXX   |
| 6  | Kylan Fox           | 5/0   | XXX   | XXX   | XXX   | ...   | XXX   | XXX   |
| 7  | RJ Harvey           | 6/6   | START | START | START | START | START | START |
| 7  | Antione Jackson     | 6/0   | XXX   | XXX   | XXX   | XXX   | XXX   | XXX   |
| 8  | Demari Henderson    | 0/0   | ...   | ...   | ...   | ...   | ...   | ...   |
| 8  | Bredell Richardson  | 0/0   | ...   | ...   | ...   | ...   | ...   | ...   |
| 9  | Ja'Varrius Johnson  | 5/3   | ...   | START | XXX   | XXX   | START | START |
| 9  | Sheldon Arnold, II  | 6/3   | START | START | START | XXX   | XXX   | XXX   |
| 10 | Quadric Bullard     | 6/6   | START | START | START | START | START | START |
| 10 | Dylan Rizk          | 1/0   | ...   | XXX   | ...   | ...   | ...   | ...   |
| 11 | Jacurri Brown       | 3/0   | XXX   | XXX   | ...   | ...   | ...   | XXX   |
| 11 | Nyjalik Kelly       | 6/6   | START | START | START | START | START | START |
| 12 | Bryon Threats       | 4/0   | XXX   | XXX   | XXX   | XXX   | ...   | ...   |
| 12 | Ej Colson           | 1/1   | ...   | ...   | ...   | ...   | ...   | START |
| 13 | Ladarius Tennison   | 6/3   | XXX   | XXX   | XXX   | START | START | START |
| 13 | Peny Boone          | 6/0   | XXX   | XXX   | XXX   | XXX   | XXX   | XXX   |
| 14 | Jesiah Pierre       | 6/0   | XXX   | XXX   | XXX   | XXX   | XXX   | XXX   |
| 15 | Daylan Dotson       | 6/0   | XXX   | XXX   | XXX   | XXX   | XXX   | XXX   |
| 15 | Tyree Patterson     | 0/0   | ...   | ...   | ...   | ...   | ...   | ...   |
| 16 | Jacoby Jones        | 6/0   | XXX   | XXX   | XXX   | XXX   | XXX   | XXX   |
| 16 | TJ Bullard          | 3/0   | XXX   | XXX   | ...   | ...   | ...   | XXX   |
| 17 | Jaylen Heyward      | 4/0   | XXX   | XXX   | ...   | ...   | XXX   | XXX   |
| 17 | Riley Trujillo      | 0/0   | ...   | ...   | ...   | ...   | ...   | ...   |
| 18 | Jakob Gude          | 4/0   | XXX   | XXX   | ...   | ...   | XXX   | XXX   |
| 19 | Jarrad Baker        | 6/0   | XXX   | XXX   | XXX   | XXX   | XXX   | XXX   |
| 19 | Hudson Gibbs        | 2/0   | XXX   | XXX   | ...   | ...   | ...   | ...   |
| 20 | Mac McWilliams      | 6/6   | START | START | START | START | START | START |
| 20 | Kameron Ingram      | 3/0   | XXX   | XXX   | ...   | XXX   | ...   | ...   |
| 21 | Cedrick Hawkins Jr. | 1/0   | XXX   | ...   | ...   | ...   | ...   | ...   |
| 21 | Stacy Gage          | 1/0   | XXX   | ...   | ...   | ...   | ...   | ...   |
| 22 | Myles Montgomery    | 4/0   | XXX   | XXX   | XXX   | ...   | ...   | XXX   |
| 22 | Qua Birdsong        | 2/0   | XXX   | ...   | ...   | ...   | XXX   | ...   |
| 23 | Tre'Quon Fegans     | 3/0   | XXX   | XXX   | ...   | XXX   | ...   | ...   |
| 24 | Xe'ree Alexander    | 6/1   | XXX   | START | XXX   | XXX   | XXX   | XXX   |
| 25 | Cam Vining          | 4/0   | XXX   | XXX   | ...   | ...   | XXX   | XXX   |
| 26 | Brock Hansel        | 0/0   | ...   | ...   | ...   | ...   | ...   | ...   |
| 26 | Christian Peterson  | 1/0   | ...   | ...   | ...   | ...   | ...   | XXX   |
| 27 | Chasen Johnson      | 6/0   | XXX   | XXX   | XXX   | XXX   | XXX   | XXX   |
| 28 | Andrew Harris       | 6/0   | XXX   | XXX   | XXX   | XXX   | XXX   | XXX   |
| 29 | William Wells       | 4/0   | XXX   | XXX   | XXX   | XXX   | ...   | ...   |
| 30 | Kam Moore           | 3/0   | XXX   | XXX   | ...   | ...   | XXX   | ...   |
| 31 | DJ McCormick        | 0/0   | ...   | ...   | ...   | ...   | ...   | ...   |
| 32 | Ethan Barr          | 6/6   | START | START | START | START | START | START |
| 32 | Michael Carter      | 1/0   | XXX   | ...   | ...   | ...   | ...   | ...   |
| 33 | Kaven Call          | 3/0   | XXX   | XXX   | XXX   | ...   | ...   | ...   |
| 34 | Terrell Jackson     | 0/0   | ...   | ...   | ...   | ...   | ...   | ...   |
| 35 | Colton Boomer       | 4/0   | XXX   | XXX   | XXX   | XXX   | ...   | ...   |
| 36 | Chase Jarrett       | 0/0   | ...   | ...   | ...   | ...   | ...   | ...   |

| ## | Player             | GP-GS | UNH   | SHSU  | TCU   | CU    | UF    | UC    |
|----|--------------------|-------|-------|-------|-------|-------|-------|-------|
| 37 | Preston Foreman    | 0/0   | ...   | ...   | ...   | ...   | ...   | ...   |
| 38 | Jashad Presley     | 1/0   | XXX   | ...   | ...   | ...   | ...   | ...   |
| 39 | R.D. Cooper        | 0/0   | ...   | ...   | ...   | ...   | ...   | ...   |
| 40 | Mitch McCarthy     | 6/0   | XXX   | XXX   | XXX   | XXX   | XXX   | XXX   |
| 41 | Gage King          | 6/0   | XXX   | XXX   | XXX   | XXX   | XXX   | XXX   |
| 41 | Jack Morgan        | 0/0   | ...   | ...   | ...   | ...   | ...   | ...   |
| 42 | Aidan Fedigan      | 0/0   | ...   | ...   | ...   | ...   | ...   | ...   |
| 43 | Tyler Wrenn        | 0/0   | ...   | ...   | ...   | ...   | ...   | ...   |
| 44 | Evan Morris        | 6/4   | START | START | START | XXX   | XXX   | START |
| 44 | Matthew Alexander  | 6/2   | XXX   | XXX   | START | START | XXX   | XXX   |
| 45 | Quentin Hatch      | 0/0   | ...   | ...   | ...   | ...   | ...   | ...   |
| 46 | Nicholas Antoine   | 0/0   | ...   | ...   | ...   | ...   | ...   | ...   |
| 48 | Troy Ford Jr.      | 0/0   | ...   | ...   | ...   | ...   | ...   | ...   |
| 49 | Quinten Johnson    | 5/0   | XXX   | XXX   | XXX   | XXX   | XXX   | ...   |
| 50 | Patrick Barnett    | 0/0   | ...   | ...   | ...   | ...   | ...   | ...   |
| 51 | Malachi Lawrence   | 6/6   | START | START | START | START | START | START |
| 51 | Jack Bernstein     | 0/0   | ...   | ...   | ...   | ...   | ...   | ...   |
| 52 | Caden Kitler       | 5/5   | START | START | START | START | START | ...   |
| 53 | Keeron Henderson   | 2/0   | XXX   | ...   | ...   | XXX   | ...   | ...   |
| 54 | Waltclaira Flynn   | 0/0   | ...   | ...   | ...   | ...   | ...   | ...   |
| 55 | Cameron Kinnie     | 5/1   | XXX   | XXX   | XXX   | ...   | XXX   | START |
| 55 | John Walker        | 0/0   | ...   | ...   | ...   | ...   | ...   | ...   |
| 56 | Jonathan Cline     | 0/0   | ...   | ...   | ...   | ...   | ...   | ...   |
| 58 | Josh Dorsainvil    | 1/0   | XXX   | ...   | ...   | ...   | ...   | ...   |
| 59 | Keyon Cox          | 2/0   | XXX   | XXX   | ...   | ...   | ...   | ...   |
| 62 | Jabari Brooks      | 4/0   | XXX   | XXX   | XXX   | XXX   | ...   | ...   |
| 64 | Shaheem Hill       | 0/0   | ...   | ...   | ...   | ...   | ...   | ...   |
| 66 | Colin Cook         | 0/0   | ...   | ...   | ...   | ...   | ...   | ...   |
| 68 | Ethan Higgins      | 0/0   | ...   | ...   | ...   | ...   | ...   | ...   |
| 69 | Paul Rubelt        | 6/6   | START | START | START | START | START | START |
| 70 | Chase Malamala     | 0/0   | ...   | ...   | ...   | ...   | ...   | ...   |
| 71 | Thomas Gearity     | 0/0   | ...   | ...   | ...   | ...   | ...   | ...   |
| 72 | Marcellus Marshall | 6/6   | START | START | START | START | START | START |
| 73 | Wes Dorsey         | 3/0   | XXX   | XXX   | XXX   | ...   | ...   | ...   |
| 74 | Matthew Prigmore   | 1/0   | XXX   | ...   | ...   | ...   | ...   | ...   |
| 75 | Andrew Phelan      | 0/0   | ...   | ...   | ...   | ...   | ...   | ...   |
| 76 | Adrian Medley      | 6/6   | START | START | START | START | START | START |
| 77 | Keegan Smith       | 6/0   | XXX   | XXX   | XXX   | XXX   | XXX   | XXX   |
| 78 | Amari Kight        | 6/6   | START | START | START | START | START | START |
| 80 | Trent Whittemore   | 5/4   | START | XXX   | ...   | START | START | START |
| 80 | Grant Reddick      | 3/0   | XXX   | ...   | ...   | ...   | XXX   | XXX   |
| 81 | Kason Stokes       | 0/0   | ...   | ...   | ...   | ...   | ...   | ...   |
| 82 | Jordyn Bridgewater | 0/0   | ...   | ...   | ...   | ...   | ...   | ...   |
| 83 | Reece Adkins       | 0/0   | ...   | ...   | ...   | ...   | ...   | ...   |
| 84 | Thomas Wadsworth   | 6/0   | XXX   | XXX   | XXX   | XXX   | XXX   | XXX   |
| 85 | Carson Hinshaw     | 0/0   | ...   | ...   | ...   | ...   | ...   | ...   |
| 86 | Jordan Davis       | 0/0   | ...   | ...   | ...   | ...   | ...   | ...   |
| 87 | Dwartney Wortham   | 1/0   | XXX   | ...   | ...   | ...   | ...   | ...   |
| 87 | Andrew Rumph       | 2/0   | XXX   | XXX   | ...   | ...   | ...   | ...   |
| 88 | Grant Stevens      | 3/0   | XXX   | XXX   | ...   | XXX   | ...   | ...   |
| 88 | Derrick LeBlanc    | 0/0   | ...   | ...   | ...   | ...   | ...   | ...   |
| 89 | Caleb Rollerson    | 1/0   | ...   | ...   | ...   | XXX   | ...   | ...   |
| 90 | Marcus Downs       | 0/0   | ...   | ...   | ...   | ...   | ...   | ...   |
| 91 | Keshaun Hudson     | 2/0   | XXX   | XXX   | ...   | ...   | ...   | ...   |
| 98 | Kevin Carrigan     | 0/0   | ...   | ...   | ...   | ...   | ...   | ...   |
| 98 | Tyreek'e Robinson  | 2/0   | XXX   | XXX   | ...   | ...   | ...   | ...   |
| 99 | Jamaal Johnson     | 6/0   | XXX   | XXX   | XXX   | XXX   | XXX   | XXX   |



## STATS MATCH-UP: TEAMS



10/19/2024 @ IOWA ST.

| UCF                              |                |                | IOWA ST.                         |                |                |
|----------------------------------|----------------|----------------|----------------------------------|----------------|----------------|
|                                  | UCF            | OPPONENTS      |                                  | IOWA ST.       | OPPONENTS      |
| <b>FIRST DOWNS</b>               | <b>149</b>     | <b>111</b>     | <b>FIRST DOWNS</b>               | <b>128</b>     | <b>102</b>     |
| Rushing                          | 94             | 27             | Rushing                          | 51             | 44             |
| Passing                          | 48             | 73             | Passing                          | 64             | 52             |
| Penalty                          | 7              | 11             | Penalty                          | 13             | 6              |
| Third Down-Made/Att              | 38/83          | 37/82          | Third Down-Made/Att              | 38/78          | 36/85          |
| Third Down Efficiency            | 45.8%          | 45.1%          | Third Down Efficiency            | 48.7%          | 42.4%          |
| Fourth Down-Made/Att             | 7/15           | 2/4            | Fourth Down-Made/Att             | 5/6            | 5/9            |
| Fourth Down Efficiency           | 46.7%          | 50.0%          | Fourth Down Efficiency           | 83.3%          | 55.6%          |
| <b>TOTAL NET YARDS</b>           | <b>2,843</b>   | <b>2,023</b>   | <b>TOTAL NET YARDS</b>           | <b>2,533</b>   | <b>1,712</b>   |
| Avg. Per Game                    | 473.8          | 337.2          | Avg. Per Game                    | 422.2          | 285.3          |
| Total Plays                      | 272            | 166            | Total Plays                      | 222            | 189            |
| Avg. Per Play                    | 10.5           | 12.2           | Avg. Per Play                    | 11.4           | 9.1            |
| <b>NET YARDS RUSHING</b>         | <b>1,608</b>   | <b>547</b>     | <b>NET YARDS RUSHING</b>         | <b>1,046</b>   | <b>838</b>     |
| Avg. Per Game                    | 268.0          | 91.2           | Avg. Per Game                    | 174.3          | 139.7          |
| Total Rushes                     | 289            | 169            | Total Rushes                     | 226            | 198            |
| Avg. Per Rush                    | 5.6            | 3.2            | Avg. Per Rush                    | 4.6            | 4.2            |
| <b>NET YARDS PASSING</b>         | <b>1,235</b>   | <b>1,476</b>   | <b>NET YARDS PASSING</b>         | <b>1,487</b>   | <b>874</b>     |
| Avg. Per Game                    | 205.8          | 246.0          | Avg. Per Game                    | 247.8          | 145.7          |
| Sacked/Yards Lost                | 18/110         | 5/35           | Sacked/Yards Lost                | 5/37           | 9/52           |
| Gross Yards                      | 1,345          | 1,511          | Gross Yards                      | 1,524          | 926            |
| Attempts/Completions             | 143/84         | 206/142        | Attempts/Completions             | 166/110        | 173/91         |
| Pct. of Completion               | 58.7%          | 68.9%          | Pct. of Completion               | 66.3%          | 52.6%          |
| Had Intercepted                  | 4              | 7              | Had Intercepted                  | 4              | 10             |
| <b>PUNTS/AVERAGE</b>             | <b>16/44.4</b> | <b>29/41.7</b> | <b>PUNTS/AVERAGE</b>             | <b>21/39.5</b> | <b>29/43.7</b> |
| Net Punting Average              | 44.4           | 41.0           | Net Punting Average              | 37.6           | 40.9           |
| <b>PUNT RETURN/AVG.</b>          | <b>12/10.3</b> | <b>5/14.2</b>  | <b>PUNT RETURN/AVG.</b>          | <b>7/10.7</b>  | <b>3/10.7</b>  |
| <b>KICKOFF RETURN/AVG.</b>       | <b>14/20.7</b> | <b>7/18.7</b>  | <b>KICKOFF RETURN/AVG.</b>       | <b>2/20.0</b>  | <b>10/20.4</b> |
| <b>INTERCEPTION RETURN/AVG.</b>  | <b>4/24.5</b>  | <b>7/-0.1</b>  | <b>INTERCEPTION RETURN/AVG.</b>  | <b>4/23.5</b>  | <b>10/4.5</b>  |
| <b>PENALTIES/YARDS</b>           | <b>37/319</b>  | <b>41/287</b>  | <b>PENALTIES/YARDS</b>           | <b>21/166</b>  | <b>31/298</b>  |
| <b>FUMBLES/BALL LOST</b>         | <b>7/6</b>     | <b>3/0</b>     | <b>FUMBLES/BALL LOST</b>         | <b>2/0</b>     | <b>7/3</b>     |
| <b>TOUCHDOWNS</b>                | <b>23</b>      | <b>17</b>      | <b>TOUCHDOWNS</b>                | <b>23</b>      | <b>8</b>       |
| Rushing                          | 15             | 5              | Rushing                          | 12             | 3              |
| Passing                          | 8              | 11             | Passing                          | 10             | 5              |
| Returns                          | 0              | 1              | Returns                          | 1              | 0              |
| <b>EXTRA POINTS/ATTEMPTS</b>     | <b>21/22</b>   | <b>16/17</b>   | <b>EXTRA POINTS/ATTEMPTS</b>     | <b>22/23</b>   | <b>6/6</b>     |
| <b>TWO POINT CONVERSION/ATT.</b> | <b>1/1</b>     | <b>0/0</b>     | <b>TWO POINT CONVERSION/ATT.</b> | <b>0/0</b>     | <b>0/2</b>     |
| <b>FIELD GOALS/ATTEMPTS</b>      | <b>7/10</b>    | <b>8/11</b>    | <b>FIELD GOALS/ATTEMPTS</b>      | <b>8/11</b>    | <b>4/6</b>     |
| <b>AVG. TIME OF POSSESSION</b>   | <b>00:00</b>   | <b>0:00</b>    | <b>AVG. TIME OF POSSESSION</b>   | <b>00:00</b>   | <b>0:00</b>    |



## INDIVIDUAL SEASON/CAREER STATISTICS



10/12/2024 VS. CINCINNATI

UCF KNIGHTS / ALL THROUGH SATURDAY, OCTOBER 5, 2024

| RUSHING       | SEASON |     |      |      |       |      |    |    |        | CAREER |     |      |      |      |      |    |    |       |
|---------------|--------|-----|------|------|-------|------|----|----|--------|--------|-----|------|------|------|------|----|----|-------|
|               | GP     | ATT | GAIN | LOSS | NET   | AVG  | TD | LG | AVG/G  | GP     | ATT | GAIN | LOSS | NET  | AVG  | TD | LG | AVG/G |
| R. Harvey     | 5      | 91  | 608  | 8    | 600   | 6.6  | 9  | 60 | 120.00 | 34     | 438 | 2891 | 76   | 2815 | 6.4  | 30 | 92 | 82.8  |
| P. Boone      | 5      | 34  | 208  | 0    | 208   | 6.1  | 2  | 59 | 41.60  | 5      | 34  | 208  | 0    | 208  | 6.1  | 2  | 59 | 41.6  |
| K. Jefferson  | 5      | 61  | 272  | 79   | 193   | 3.2  | 2  | 23 | 38.60  | 5      | 61  | 272  | 79   | 193  | 3.2  | 2  | 23 | 38.6  |
| M. Montgomery | 3      | 20  | 143  | 2    | 141   | 7.1  | 2  | 25 | 47.00  | 3      | 20  | 143  | 2    | 141  | 7.1  | 2  | 25 | 47.0  |
| J. Brown      | 2      | 9   | 92   | 0    | 92    | 10.2 | 0  | 30 | 46.00  | 2      | 9   | 92   | 0    | 92   | 10.2 | 0  | 30 | 46.0  |
| X. Townsend   | 4      | 12  | 96   | 8    | 88    | 7.3  | 0  | 18 | 22.00  | 31     | 32  | 290  | 12   | 278  | 8.7  | 1  | 39 | 9.0   |
| J. Richardson | 5      | 18  | 94   | 7    | 87    | 4.8  | 0  | 12 | 17.40  | 52     | 277 | 1905 | 63   | 1842 | 6.6  | 5  | 79 | 35.4  |
| D. Rizk       | 1      | 1   | 3    | 0    | 3     | 3.0  | 0  | 3  | 3.00   | 13     | 3   | 11   | 6    | 5    | 1.7  | 0  | 8  | 0.4   |
| K. Ingram     | 3      | 2   | 3    | 2    | 1     | 0.5  | 0  | 3  | 0.33   | 15     | 6   | 26   | 2    | 24   | 4.0  | 0  | 12 | 1.6   |
| J. Johnson    | 4      | 1   | 0    | 1    | -1    | -1.0 | 0  | 0  | -0.25  | 4      | 1   | 0    | 1    | -1   | -1.0 | 0  | 0  | -0.3  |
| TEAM          | 5      | 249 | 1519 | 107  | 1,412 | 5.7  | 15 | 60 | 282.40 |        |     |      |      |      |      |    |    |       |
| OPPONENTS     | 5      | 130 | 517  | 53   | 464   | 3.6  | 4  | 34 | 92.80  |        |     |      |      |      |      |    |    |       |

| PASSING      | SEASON |        |      |     |     |       |       |    |    |       | CAREER |        |      |     |     |      |      |    |    |       |
|--------------|--------|--------|------|-----|-----|-------|-------|----|----|-------|--------|--------|------|-----|-----|------|------|----|----|-------|
|              | GP     | EFFIC  | COMP | ATT | INT | PCT   | YDS   | TD | LG | AVG/G | GP     | EFFIC  | COMP | ATT | INT | PCT  | YDS  | TD | LG | AVG/G |
| K. Jefferson | 5      | 151.95 | 64   | 108 | 4   | 59.3  | 1,012 | 7  | 75 | 202.4 | 5      | 151.95 | 64   | 108 | 4   | 59.3 | 1012 | 7  | 75 | 202.4 |
| J. Brown     | 2      | 76.09  | 5    | 9   | 0   | 55.6  | 22    | 0  | 6  | 11.0  | 2      | 76.09  | 5    | 9   | 0   | 55.6 | 22   | 0  | 6  | 11.0  |
| D. Rizk      | 1      | 100.00 | 1    | 1   | 0   | 100.0 | 0     | 0  | 0  | 0.0   | 13     | 122.53 | 5    | 6   | 0   | 83.3 | 28   | 0  | 15 | 2.2   |
| TEAM         | 5      | 145.73 | 70   | 118 | 4   | 59.3  | 1,034 | 7  | 75 | 206.8 |        |        |      |     |     |      |      |    |    |       |
| OPPONENTS    | 5      | 146.83 | 117  | 166 | 5   | 70.5  | 1,235 | 10 | 64 | 247.0 |        |        |      |     |     |      |      |    |    |       |

| RECEIVING      | SEASON |     |       |      |    |    |        |  | CAREER |     |      |      |    |    |       |  |
|----------------|--------|-----|-------|------|----|----|--------|--|--------|-----|------|------|----|----|-------|--|
|                | GP     | NO. | YDS   | AVG  | TD | LG | AVG/G  |  | GP     | NO. | YDS  | AVG  | TD | LG | AVG/G |  |
| K. Hudson      | 5      | 16  | 363   | 22.7 | 2  | 53 | 72.60  |  | 30     | 99  | 1904 | 19.2 | 17 | 75 | 63.5  |  |
| R. Pittman Jr. | 5      | 12  | 157   | 13.1 | 0  | 30 | 31.40  |  | 18     | 31  | 372  | 12.0 | 1  | 39 | 20.7  |  |
| X. Townsend    | 4      | 10  | 69    | 6.9  | 1  | 22 | 17.25  |  | 31     | 66  | 521  | 7.9  | 4  | 37 | 16.8  |  |
| J. Richardson  | 5      | 9   | 75    | 8.3  | 1  | 22 | 15.00  |  | 52     | 68  | 469  | 6.9  | 3  | 49 | 9.0   |  |
| R. Harvey      | 5      | 7   | 164   | 23.4 | 2  | 75 | 32.80  |  | 34     | 48  | 617  | 12.9 | 3  | 75 | 18.1  |  |
| T. Whittemore  | 4      | 4   | 99    | 24.8 | 0  | 54 | 24.75  |  | 17     | 7   | 135  | 19.3 | 0  | 54 | 7.9   |  |
| J. Johnson     | 4      | 3   | 10    | 3.3  | 0  | 8  | 2.50   |  | 4      | 3   | 10   | 3.3  | 0  | 8  | 2.5   |  |
| J. Baker       | 5      | 2   | 5     | 2.5  | 0  | 4  | 1.00   |  | 43     | 10  | 60   | 6.0  | 0  | 19 | 1.4   |  |
| K. Fox         | 4      | 2   | 11    | 5.5  | 0  | 6  | 2.75   |  | 4      | 2   | 11   | 5.5  | 0  | 6  | 2.8   |  |
| P. Boone       | 5      | 1   | 9     | 9.0  | 0  | 9  | 1.80   |  | 5      | 1   | 9    | 9.0  | 0  | 9  | 1.8   |  |
| J. Jones       | 5      | 1   | 15    | 15.0 | 0  | 15 | 3.00   |  | 5      | 1   | 15   | 15.0 | 0  | 15 | 3.0   |  |
| M. Montgomery  | 3      | 1   | 49    | 49.0 | 1  | 49 | 16.33  |  | 3      | 1   | 49   | 49.0 | 1  | 49 | 16.3  |  |
| E. Morris      | 5      | 1   | 2     | 2.0  | 0  | 2  | 0.40   |  | 5      | 1   | 2    | 2.0  | 0  | 2  | 0.4   |  |
| G. Stevens     | 3      | 1   | 6     | 6.0  | 0  | 6  | 2.00   |  | 16     | 1   | 6    | 6.0  | 0  | 6  | 0.4   |  |
| TEAM           | 5      | 70  | 1,034 | 14.8 | 7  | 75 | 206.80 |  |        |     |      |      |    |    |       |  |
| OPPONENTS      | 5      | 117 | 1,235 | 10.6 | 10 | 64 | 247.00 |  |        |     |      |      |    |    |       |  |

| TOTAL OFFENSE | SEASON |       |      |      |       |        |  | CAREER |       |      |      |       |       |  |
|---------------|--------|-------|------|------|-------|--------|--|--------|-------|------|------|-------|-------|--|
|               | GP     | PLAYS | RUSH | PASS | TOTAL | AVG/G  |  | GP     | PLAYS | RUSH | PASS | TOTAL | AVG/G |  |
| K. Jefferson  | 5      | 169   | 193  | 1012 | 1205  | 241.00 |  | 5      | 169   | 193  | 1012 | 1205  | 241.0 |  |
| R. Harvey     | 5      | 91    | 600  | 0    | 600   | 120.00 |  | 34     | 441   | 2815 | 65   | 2880  | 84.7  |  |
| P. Boone      | 5      | 34    | 208  | 0    | 208   | 41.60  |  | 5      | 34    | 208  | 0    | 208   | 41.6  |  |
| M. Montgomery | 3      | 20    | 141  | 0    | 141   | 47.00  |  | 3      | 20    | 141  | 0    | 141   | 47.0  |  |
| J. Brown      | 2      | 18    | 92   | 22   | 114   | 57.00  |  | 2      | 18    | 92   | 22   | 114   | 57.0  |  |
| J. Richardson | 5      | 18    | 87   | 0    | 87    | 17.40  |  | 52     | 277   | 1842 | 0    | 1842  | 35.4  |  |
| X. Townsend   | 4      | 12    | 88   | 0    | 88    | 22.00  |  | 31     | 32    | 278  | 0    | 278   | 9.0   |  |
| D. Rizk       | 1      | 2     | 3    | 0    | 3     | 3.00   |  | 13     | 9     | 5    | 28   | 33    | 2.5   |  |
| K. Ingram     | 3      | 2     | 1    | 0    | 1     | 0.33   |  | 15     | 6     | 24   | 0    | 24    | 1.6   |  |
| J. Johnson    | 4      | 1     | -1   | 0    | -1    | -0.25  |  | 4      | 1     | -1   | 0    | -1    | -0.3  |  |
| TEAM          | 5      | 367   | 1412 | 1034 | 2446  | 282.40 |  |        |       |      |      |       |       |  |
| OPPONENTS     | 5      | 296   | 464  | 1235 | 1699  | 92.80  |  |        |       |      |      |       |       |  |

| SCORING       | SEASON |     |       |      |     |      |     |     |     | CAREER |       |         |      |     |      |     |     |     |
|---------------|--------|-----|-------|------|-----|------|-----|-----|-----|--------|-------|---------|------|-----|------|-----|-----|-----|
|               | TD     | FG  | KICK  | RUSH | RCV | PASS | DXP | SAF | PTS | TD     | FG    | KICK    | RUSH | RCV | PASS | DXP | SAF | PTS |
| R. Harvey     | 11     | --  | --    | --   | 1   | --   | --  | --  | 68  | 33     | --    | --      | --   | 1   | 0-1  | --  | --  | 200 |
| C. Boomer     | --     | 3-6 | 19-20 | --   | --  | --   | --  | --  | 28  | --     | 30-42 | 109-113 | --   | --  | --   | --  | --  | 199 |
| M. Montgomery | 3      | --  | --    | --   | --  | --   | --  | --  | 18  | 3      | --    | --      | --   | --  | --   | --  | --  | 18  |
| K. Jefferson  | 2      | --  | --    | --   | --  | 1-1  | --  | --  | 12  | 2      | --    | --      | --   | --  | 1-1  | --  | --  | 12  |
| K. Hudson     | 2      | --  | --    | --   | --  | --   | --  | --  | 12  | 17     | --    | --      | --   | 1   | --   | --  | --  | 104 |
| P. Boone      | 2      | --  | --    | --   | --  | --   | --  | --  | 12  | 2      | --    | --      | --   | --  | --   | --  | --  | 12  |
| G. Reddick    | --     | 2-2 | 1-1   | --   | --  | --   | --  | --  | 7   | --     | 2-2   | 1-1     | --   | --  | --   | --  | --  | 7   |
| X. Townsend   | 1      | --  | --    | --   | --  | --   | --  | --  | 6   | 5      | --    | --      | 0-1  | --  | --   | --  | --  | 30  |
| J. Richardson | 1      | --  | --    | --   | --  | --   | --  | --  | 6   | 8      | --    | --      | --   | --  | --   | --  | --  | 48  |
| TEAM          | 22     | 5-8 | 20-21 | --   | 1   | 1-1  | --  | --  | 169 |        |       |         |      |     |      |     |     |     |
| OPPONENTS     | 15     | 6-8 | 15-15 | --   | --  | --   | --  | --  | 123 |        |       |         |      |     |      |     |     |     |



## TEAM HIGHS AND LOWS



10/19/2024 @ IOWA ST.

| 2024 ALL UCF KNIGHTS OFFENSIVE HIGHS AND LOWS |       |                   |                                |                   |       |        |
|---|-------|-------------------|--------------------------------|-------------------|-------|--------|
| HIGH  | DATE  | OPPONENT          | CATEGORY                       | OPPONENT          | DATE  | LOW    |
| 57  | 8/29  | vs. New Hampshire | Points                         | at Florida        | 10/5  | 13     |
| 28  | 8/29  | vs. New Hampshire | Points in a Quarter            | vs. Cincinnati    | 10/12 | 0      |
|   |       |                   |                                | at TCU            | 9/14  |        |
|   |       |                   |                                | vs. Colorado      | 9/28  |        |
|   |       |                   |                                | at Florida        | 10/5  |        |
|   |       |                   |                                | vs. Cincinnati    | 10/12 |        |
| 29  | 8/29  | vs. New Hampshire | Points in a Half               | at Florida        | 10/5  | 3      |
| 7   | 8/29  | vs. New Hampshire | Total Touchdowns               | vs. Cincinnati    | 10/12 | 1      |
|   |       |                   |                                | at Florida        | 10/5  |        |
|   |       |                   |                                | vs. Cincinnati    | 10/12 |        |
| 55  | 9/7   | vs. Sam Houston   | Total Plays                    | at Florida        | 10/5  | 35     |
| 639   | 8/29  | vs. New Hampshire | Total Net Yards                | at Florida        | 10/5  | 273    |
| 30  | 9/14  | at TCU            | Total First Downs              | vs. Cincinnati    | 10/12 | 19     |
| 24  | 9/7   | vs. Sam Houston   | First Downs Rushing            | vs. Cincinnati    | 10/12 | 9      |
| 11  | 9/14  | at TCU            | First Downs Passing            | vs. Sam Houston   | 9/7   | 5      |
| 2   | 9/14  | at TCU            | First Down Penalties           | vs. New Hampshire | 8/29  | 0      |
|   |       |                   |                                | vs. Sam Houston   | 9/7   |        |
| 8.41  | 8/29  | vs. New Hampshire | Average Yards Per Play         | at Florida        | 10/5  | 4.4    |
| 454   | 8/29  | vs. New Hampshire | Total Net Yards Rushing        | at Florida        | 10/5  | 108    |
| 57  | 9/7   | vs. Sam Houston   | Rushing Attempts               | at Florida        | 10/5  | 40     |
|   |       |                   |                                | vs. Cincinnati    | 10/12 |        |
| 8   | 8/29  | vs. New Hampshire | Rushing Average Yards          | at Florida        | 10/5  | 2      |
| 6   | 9/7   | vs. Sam Houston   | Rushing Touchdowns             | vs. Cincinnati    | 10/12 | 0      |
| 284   | 9/28  | vs. Colorado      | Total Net Yards Passing        | at Florida        | 10/5  | 165    |
| 35  | 9/28  | vs. Colorado      | Passing Attempts               | vs. Sam Houston   | 9/7   | 17     |
| 20  | 9/28  | vs. Colorado      | Passing Completions            | vs. New Hampshire | 8/29  | 11     |
| 3   | 9/14  | at TCU            | Passing Touchdowns             | vs. Sam Houston   | 9/7   | 0      |
|   |       |                   |                                | at Florida        | 10/5  |        |
| 10  | 9/7   | vs. Sam Houston   | Passing Yards Average          | at Florida        | 10/5  | 7      |
| 2   | 9/28  | vs. Colorado      | Passes Thrown for Interception | vs. Sam Houston   | 9/7   | 0      |
|   |       |                   |                                | at TCU            | 9/14  |        |
|   |       |                   |                                | vs. Cincinnati    | 10/12 |        |
| 5   | 9/28  | vs. Colorado      | Times Sacked                   | at TCU            | 9/14  | 0      |
| 5   | 9/28  | vs. Colorado      | QB Sacks                       | at TCU            | 9/14  | 0      |
| 37  | 10/5  | at Florida        | Sack Yards Lost                | at TCU            | 9/14  | 0      |
| 3   | 9/14  | at TCU            | Total Punts                    | vs. New Hampshire | 8/29  | 2      |
|   |       |                   |                                | vs. Sam Houston   | 9/7   |        |
| 152   | 9/14  | at TCU            | Total Punt Yards               | vs. New Hampshire | 8/29  | 75     |
| 50  | 9/14  | at TCU            | Punt Gross Average Yards       | vs. New Hampshire | 8/29  | 37     |
| 46  | 10/5  | at Florida        | Punt Net Average Yards         | vs. Colorado      | 9/28  | 33     |
| 7   | 8/29  | vs. New Hampshire | Punt Returns                   | at Florida        | 10/5  | 0      |
| 89  | 8/29  | vs. New Hampshire | Punt Return Yards              | at TCU            | 9/14  | -3     |
| 13.0  | 9/7   | vs. Sam Houston   | Punt Return Yards Average      | at TCU            | 9/14  | -3.0   |
| 4   | 8/29  | vs. New Hampshire | Kickoff Returns                | at TCU            | 9/14  | 0      |
|   |       |                   |                                | vs. Colorado      | 9/28  |        |
|   |       |                   |                                | vs. Cincinnati    | 10/12 |        |
| 107   | 9/28  | vs. Colorado      | Kickoff Return Yards           | at TCU            | 9/14  | 13     |
| 10  | 10/12 | vs. Cincinnati    | Total Penalties                | vs. New Hampshire | 8/29  | 3      |
| 80  | 9/28  | vs. Colorado      | Penalty Yards                  | vs. New Hampshire | 8/29  | 35     |
| 3   | 10/12 | vs. Cincinnati    | Total Fumbles                  | at TCU            | 9/14  | 0      |
|   |       |                   |                                | at Florida        | 10/5  |        |
| 2   | 9/28  | vs. Colorado      | Fumbles Lost                   | at TCU            | 9/14  | 0      |
|   |       |                   |                                | at Florida        | 10/5  |        |
| 34.050  | 9/7   | vs. Sam Houston   | Time of Possession             | vs. Cincinnati    | 10/12 | 26.266 |
| 4   | 9/28  | vs. Colorado      | Turnovers                      | at TCU            | 9/14  | 0      |
| 90,369  | 10/5  | at Florida        | Attendance                     | vs. Cincinnati    | 10/12 | 42,611 |



## TEAM HIGHS AND LOWS



10/19/2024 @ IOWA ST.

| 2024 ALL UCF KNIGHTS DEFENSIVE HIGHS AND LOWS |      |                   |                                |                   |       |      |
|---|------|-------------------|--------------------------------|-------------------|-------|------|
| HIGH  | DATE | OPPONENT          | CATEGORY                       | OPPONENT          | DATE  | LOW  |
| 48  | 9/28 | vs. Colorado      | Points                         | vs. New Hampshire | 8/29  | 3    |
| 17  | 10/5 | at Florida        | Points in a Quarter            | vs. New Hampshire | 8/29  | 0    |
|   |      |                   |                                | vs. Sam Houston   | 9/7   |      |
|   |      |                   |                                | at Florida        | 10/5  |      |
| 27  | 9/28 | vs. Colorado      | Points in a Half               | vs. New Hampshire | 8/29  | 0    |
|   |      |                   |                                | at Florida        | 10/5  |      |
| 6   | 9/28 | vs. Colorado      | Total Touchdowns               | vs. New Hampshire | 8/29  | 0    |
| 33  | 10/5 | at Florida        | Total Plays                    | at TCU            | 9/14  | 18   |
| 460   | 9/14 | at TCU            | Total Net Yards                | vs. New Hampshire | 8/29  | 162  |
| 26  | 9/14 | at TCU            | Total First Downs              | vs. New Hampshire | 8/29  | 9    |
| 10  | 9/28 | vs. Colorado      | First Downs Rushing            | vs. Sam Houston   | 9/7   | 1    |
| 21  | 9/14 | at TCU            | First Downs Passing            | vs. New Hampshire | 8/29  | 4    |
| 3   | 9/28 | vs. Colorado      | First Down Penalties           | vs. Sam Houston   | 9/7   | 1    |
|   |      |                   |                                | vs. Cincinnati    | 10/12 |      |
| 6.57  | 9/14 | at TCU            | Average Yards Per Play         | vs. New Hampshire | 8/29  | 2.84 |
| 130   | 10/5 | at Florida        | Total Net Yards Rushing        | at TCU            | 9/14  | 58   |
| 32  | 10/5 | at Florida        | Rushing Attempts               | at TCU            | 9/14  | 17   |
| 4   | 9/28 | vs. Colorado      | Rushing Average Yards          | vs. New Hampshire | 8/29  | 2    |
|   |      |                   |                                | vs. Sam Houston   | 9/7   |      |
| 2   | 9/28 | vs. Colorado      | Rushing Touchdowns             | vs. New Hampshire | 8/29  | 0    |
|   |      |                   |                                | vs. Sam Houston   | 9/7   |      |
|   |      |                   |                                | at TCU            | 9/14  |      |
| 402   | 9/14 | at TCU            | Total Net Yards Passing        | vs. New Hampshire | 8/29  | 95   |
| 53  | 9/14 | at TCU            | Passing Attempts               | vs. Sam Houston   | 9/7   | 24   |
| 35  | 9/14 | at TCU            | Passing Completions            | vs. New Hampshire | 8/29  | 14   |
| 4   | 9/14 | at TCU            | Passing Touchdowns             | vs. New Hampshire | 8/29  | 0    |
| 9   | 9/7  | vs. Sam Houston   | Passing Yards Average          | vs. New Hampshire | 8/29  | 3    |
| 2   | 8/29 | vs. New Hampshire | Passes Thrown for Interception | at TCU            | 9/14  | 0    |
|   |      |                   |                                | at Florida        | 10/5  |      |
| 2   | 9/28 | vs. Colorado      | Times Sacked                   | vs. New Hampshire | 8/29  | 0    |
|   |      |                   |                                | at TCU            | 9/14  |      |
|   |      |                   |                                | at Florida        | 10/5  |      |
| 2   | 9/28 | vs. Colorado      | QB Sacks                       | vs. New Hampshire | 8/29  | 0    |
|   |      |                   |                                | at TCU            | 9/14  |      |
|   |      |                   |                                | at Florida        | 10/5  |      |
| 13  | 9/28 | vs. Colorado      | Sack Yards Lost                | vs. New Hampshire | 8/29  | 0    |
|   |      |                   |                                | at TCU            | 9/14  |      |
|   |      |                   |                                | at Florida        | 10/5  |      |
| 11  | 8/29 | vs. New Hampshire | Total Punts                    | at TCU            | 9/14  | 3    |
|   |      |                   |                                | vs. Colorado      | 9/28  |      |
|   |      |                   |                                | vs. Cincinnati    | 10/12 |      |
| 446   | 8/29 | vs. New Hampshire | Total Punt Yards               | vs. Colorado      | 9/28  | 131  |
|   |      |                   |                                | vs. Cincinnati    | 10/12 |      |
| 49  | 9/14 | at TCU            | Punt Gross Average Yards       | vs. Sam Houston   | 9/7   | 28   |
| 45  | 10/5 | at Florida        | Punt Net Average Yards         | vs. Sam Houston   | 9/7   | 26   |
| 3   | 9/14 | at TCU            | Punt Returns                   | vs. New Hampshire | 8/29  | 0    |
|   |      |                   |                                | vs. Sam Houston   | 9/7   |      |
|   |      |                   |                                | at Florida        | 10/5  |      |
| 33  | 9/14 | at TCU            | Punt Return Yards              | vs. New Hampshire | 8/29  | 0    |
|   |      |                   |                                | vs. Sam Houston   | 9/7   |      |
|   |      |                   |                                | at Florida        | 10/5  |      |
| 27.0  | 9/28 | vs. Colorado      | Punt Return Yards Average      | vs. New Hampshire | 8/29  | 0.0  |
|   |      |                   |                                | vs. Sam Houston   | 9/7   |      |
|   |      |                   |                                | at Florida        | 10/5  |      |
| 5   | 9/28 | vs. Colorado      | Kickoff Returns                | vs. Sam Houston   | 9/7   | 1    |
|   |      |                   |                                | at TCU            | 9/14  |      |
| 81  | 8/29 | vs. New Hampshire | Kickoff Return Yards           | at TCU            | 9/14  | 0    |
|   |      |                   |                                | vs. Colorado      | 9/28  |      |
|   |      |                   |                                | vs. Cincinnati    | 10/12 |      |
| 10  | 9/28 | vs. Colorado      | Total Penalties                | at TCU            | 9/14  | 4    |
| 75  | 9/28 | vs. Colorado      | Penalty Yards                  | vs. Cincinnati    | 10/12 | 33   |
| 2   | 9/7  | vs. Sam Houston   | Total Fumbles                  | vs. New Hampshire | 8/29  | 0    |
|   |      |                   |                                | at TCU            | 9/14  |      |
|   |      |                   |                                | vs. Colorado      | 9/28  |      |
|   |      |                   |                                | vs. Cincinnati    | 10/12 |      |



## SCORING BREAKDOWN



10/19/2024 @ IOWA ST.

| DATE          | OPPONENT         | FIRST QUARTER | SECOND QUARTER | UCF<br>FIRST HALF | THIRD QUARTER | FOURTH QUARTER | SECOND HALF | OVERTIME  | TOTAL      |
|---------------|------------------|---------------|----------------|-------------------|---------------|----------------|-------------|-----------|------------|
| 08/29         | New Hampshire    | 6             | 23             | 29                | 28            | 0              | 28          | --        | 57         |
| 09/07         | Sam Houston      | 14            | 10             | 24                | 14            | 7              | 21          | --        | 45         |
| 09/14         | at TCU           | 0             | 7              | 7                 | 13            | 15             | 28          | --        | 35         |
| 09/28         | Colorado         | 7             | 7              | 14                | 7             | 0              | 7           | --        | 21         |
| 10/05         | at Florida       | 3             | 0              | 3                 | 3             | 7              | 10          | --        | 13         |
| 10/12         | Cincinnati       | 0             | 3              | 3                 | 7             | 3              | 10          | --        | 13         |
| 10/19         | at Iowa St.      | --            | --             | --                | --            | --             | --          | --        | --         |
| 10/25         | BYU              | --            | --             | --                | --            | --             | --          | --        | --         |
| 11/01         | Arizona          | --            | --             | --                | --            | --             | --          | --        | --         |
| 11/08         | at Arizona St.   | --            | --             | --                | --            | --             | --          | --        | --         |
| 11/22         | at West Virginia | --            | --             | --                | --            | --             | --          | --        | --         |
| 11/29         | Utah             | --            | --             | --                | --            | --             | --          | --        | --         |
| <b>Totals</b> |                  | <b>30</b>     | <b>50</b>      | <b>80</b>         | <b>72</b>     | <b>32</b>      | <b>104</b>  | <b>--</b> | <b>184</b> |

| DATE          | OPPONENT         | FIRST QUARTER | SECOND QUARTER | FIRST HALF | THIRD QUARTER | FOURTH QUARTER | SECOND HALF | OVERTIME  | TOTAL      |
|---------------|------------------|---------------|----------------|------------|---------------|----------------|-------------|-----------|------------|
| 08/29         | New Hampshire    | 0             | 3              | 3          | 0             | 0              | 0           | --        | 3          |
| 09/07         | Sam Houston      | 0             | 7              | 7          | 0             | 7              | 7           | --        | 14         |
| 09/14         | at TCU           | 14            | 7              | 21         | 10            | 3              | 13          | --        | 34         |
| 09/28         | Colorado         | 14            | 13             | 27         | 14            | 7              | 21          | --        | 48         |
| 10/05         | at Florida       | 7             | 17             | 24         | 0             | 0              | 0           | --        | 24         |
| 10/12         | Cincinnati       | 3             | 7              | 10         | 3             | 6              | 9           | --        | 19         |
| 10/19         | at Iowa St.      | --            | --             | --         | --            | --             | --          | --        | --         |
| 10/25         | BYU              | --            | --             | --         | --            | --             | --          | --        | --         |
| 11/01         | Arizona          | --            | --             | --         | --            | --             | --          | --        | --         |
| 11/08         | at Arizona St.   | --            | --             | --         | --            | --             | --          | --        | --         |
| 11/22         | at West Virginia | --            | --             | --         | --            | --             | --          | --        | --         |
| 11/29         | Utah             | --            | --             | --         | --            | --             | --          | --        | --         |
| <b>Totals</b> |                  | <b>38</b>     | <b>54</b>      | <b>92</b>  | <b>27</b>     | <b>23</b>      | <b>50</b>   | <b>--</b> | <b>142</b> |