



HORNED FROGS™

Media Contact: Mark Cohen - TCU Associate AD/Strategic and Football Communications
Office: (817) 257-5394 • Cell: (817) 343-2017 • Email: m.cohen@tcu.edu • Twitter: @TCUCohen • GoFrogs.com

GAME 9

DETAILS

Date: Saturday, Nov. 2, 2024
Time: 7 p.m.
Location: Waco, Texas
Venue: McLane Stadium (45,140)
Series Record: TCU leads 59-53-7
Last Meeting: TCU won 42-17 (2023)
TV: ESPN2
Talent: Mike Couzens, Brock Osweller, Stormy Buonantony
Radio: KZPS 92.5 FM, SiriusXM 392, TuneIn
Talent: Brian Estridge, Landry Burdine, Elvis Gallegos
Spanish Radio: KTNO 620 AM, Varsity Network
Talent: Miguel Cruz, Rolando de Luna



TCU HORNED FROGS

2024 Record: 5-3 (Big 12: 3-2)
Rankings: AP: NR; Coaches: NR

Head Coach: Sonny Dykes (Texas Tech '93)
TCU Record: 23-12 (3rd season)
Career Record: 94-75 (14th season)
Statistical Leaders:
Rushing: Cam Cook (368 yds., 3.8 ypc, 6 TD)
Passing: Josh Hoover (66.3 pct., 205-of-309, 19 TD, 8 Int., 2,614 yards, 326.8 ypg)
Receiving: Jack Bech (46 rec., 825 yds., 7 TD)
Defensive: Johnny Hodges (58 tackles, 3.0 TFL, 1 QBH)
Namdi Obiazor (53 tackles, 6.5 TFL, 2.5 sacks)



BAYLOR BEARS

2024 Record: 4-4 (Big 12: 2-3)
Rankings: AP: NR; Coaches: NR

Head Coach: Dave Aranda (Cal Lutheran '99)
Baylor Record: 27-29 (5th Season)
Career Record: 27-29 (5th Season)
Statistical Leaders:
Rushing: Bryson Washington (380 yds., 5.4 ypc, 3 TD)
Passing: Sawyer Robertson (60.1 pct., 116-of-193, 17 TD, 4 Int., 1,541 yards, 220.1 ypg)
Receiving: Josh Cameron (25 rec., 365 yds., 7 TD)
Defensive: Matt Jones (72 tackles, 8.5 TFL, 3.0 sacks, 4 PBU)
Keaton Thomas (64 tackles, 4.0 TFL, 1.0 sack, 1 Int.)

2024 TCU SCHEDULE

Day	Opponent	Time/Result
Aug. 30	at Stanford	W, 34-27
Sept. 7	LIU	W, 45-0
Sept. 14	UCF*	L, 34-35
Sept. 21	at SMU	L, 42-66
Sept. 28	at Kansas*	W, 38-27
Oct. 4	Houston*	L, 19-30
Oct. 19	at Utah*	W, 13-7
Oct. 26	Texas Tech*	W, 35-34
Nov. 2	at Baylor*	7 p.m.
Nov. 9	Oklahoma State*	TBA
Nov. 23	Arizona*	TBA
Nov. 30	at Cincinnati*	TBA

*Big 12 Conference game
All times Central

2024 BAYLOR SCHEDULE

Day	Opponent	Time/Result
Aug. 31	Tarleton	W, 45-3
Sept. 7	at No. 11 Utah	L, 12-23
Sept. 14	Air Force	W, 31-3
Sept. 21	at Colorado*	L, 31-38 (OT)
Sept. 28	No. 22 BYU*	L, 28-34
Oct. 5	at No. 16 Iowa State*	L, 21-43
Oct. 19	at Texas Tech*	W, 59-35
Oct. 26	Oklahoma State*	W, 38-28
Nov. 2	TCU*	7 p.m.
Nov. 16	at West Virginia*	TBA
Nov. 23	at Houston*	TBA
Nov. 30	Kansas*	TBA

*Big 12 Conference game
All times Central

ABOUT THE GAME

► TCU makes the short trek down I-35 to face Baylor on Saturday at 7 p.m. on ESPN2.
► The Horned Frogs have won the past four meetings and eight of the last nine in the series.
► Since beginning Big 12 Conference play in 2012, TCU is 9-3 against Baylor with a 5-1 mark in Waco and 4-2 in Fort Worth.
► The Horned Frogs are 3-1 on the road this season with back-to-back wins at Kansas and Utah.
► TCU's Sonny Dykes is 2-0 as a head coach against Baylor.
► TCU tight end Drake Dabney played the previous four years (2020-23) for the Bears. He set a Baylor record for tight end receiving yards with 552 in earning All-Big 12 honors last season. He had a touchdown catch against TCU in 2021.

HORNED FROGS TO WATCH

► Quarterback Josh Hoover ranks fifth in the FBS in passing yards (2,614) while tying for fifth with 37 completions of at least 20 yards.
► Hoover is tied for eighth nationally with 19 touchdown passes. He had three against Texas Tech, including two in the fourth quarter as the Horned Frogs rallied from a 17-point second-half deficit for a 35-34 win.
► Wide receiver Jack Bech ranks among the FBS leaders in receiving yards (7th, 825) and touchdown catches (T-11th, 7).
► Bech's 13 receptions of at least 20 yards tie for eighth in the FBS.
► Eric McAlister leads the nation in yards per catch at 24.4 on his 19 receptions. His 84-yard touchdown with 5:10 to play provided the go-ahead score in the 35-34 win versus Texas Tech.
► Wide receiver Savion Williams has led TCU in rushing in each of the last two games with 72 yards against both Utah and Texas Tech.
► Edge Devean Deal and nose tackle Markis Deal are one of only four sets of brothers to start on defense for an FBS school this season.

BLUEBONNET BATTLE

► Last fall, student government leaders at both TCU and Baylor established the Bluebonnet Battle as the name of the annual rivalry football game between the schools and the creation of a trophy for the winner.
► TCU and Baylor are one of just four protected annual games in the Big 12 scheduling matrix.

SERIES HISTORY

► TCU has a 59-53-7 series lead over Baylor.
► With 119 games played, TCU has faced Baylor more than any opponent in its history.
► The Horned Frogs are 30-24-1 on the road against the Bears and 29-29-4 at home. Both neutral-site meetings saw the teams play to a tie.

FORMER CROSSTOWN RIVALS

► After being founded in 1873 in Thorp Spring, Texas, as AddRan Male and Female College, TCU's campus moved to Waco in 1895.
► The name was changed to AddRan Christian University in 1889 and Texas Christian University in 1902.
► TCU relocated to downtown Fort Worth in 1910 when the Waco facility burned down. The University then opened three new buildings on its present campus in 1911.

BAZOOKA

► TCU last trip to Waco, in 2022, provided one of college football's most memorable games and moments of the season.
► With the final seconds ticking away, TCU's field goal unit ran on the field with Griffin Kell kicking a 40-yard field goal as time expired for a 29-28 win to keep the Horned Frogs undefeated at 11-0.
► TCU's play call for such a moment is Bazooka.

ALL IN

► With the preliminary settlement of the House v. NCAA class-action lawsuit, TCU Director of Intercollegiate Athletics Jeremiah Donati has announced that TCU will fully participate at the maximum level in the permissible revenue sharing plan with its student-athletes.

TCU SUPPORT

► Since it began Big 12 play in 2012, TCU has had nearly \$500 million in donor-funded athletics facilities upgrades.
► The most recent project is the \$52 million Athletics Human Performance Center Renovation and Expansion projects with the four facilities set for completion in July 2025.
► The Mike and Brenda Harrison Football Performance Center will include the Jamal Powell Weight Room, while the Simpson Family Restoration and Wellness Center will make TCU the only school in the country with a Snow Room.

TCU FOOTBALL NOTABLES

2024 TCU HONOR ROLL

- ▶ **Shad Banks Jr., LB**
 - East-West Shrine Bowl Watch List
- ▶ **Jack Bech, WR**
 - Senior Bowl Midseason All-America Team
 - Biletnikoff Award Watch List
 - Earl Campbell Tyler Rose Award Honorable Mention Player of the Week, vs. Kansas
 - East-West Shrine Bowl Texas Star of the Week vs. UCF
- ▶ **JaTravis Broughton, CB**
 - East-West Shrine Bowl Watch List
- ▶ **Abe Camara, S**
 - Reese's Senior Bowl Watch List
- ▶ **Bud Clark, S**
 - Reese's Senior Bowl Watch List
 - East-West Shrine Bowl Watch List
- ▶ **Drake Dabney, TE**
 - John Mackey Award Watch List
 - Earl Campbell Tyler Rose Award Watch List
 - East-West Shrine Bowl Watch List
- ▶ **Devean Deal, Edge**
 - East-West Shrine Bowl Watch List
- ▶ **Kaleb Elarms-Orr, LB**
 - East-West Shrine Bowl Watch List
- ▶ **Major Everhart, WR**
 - Paul Hornung Award Watch List
- ▶ **Caleb Fox, DL**
 - East-West Shrine Bowl Watch List
- ▶ **Avery Helm, CB**
 - East-West Shrine Bowl Watch List
- ▶ **Johnny Hodges, LB**
 - Lott IMPACT Trophy Watch List
 - Comeback Player of the Year Watch List
 - East-West Shrine Bowl Watch List
- ▶ **Josh Hoover, QB**
 - Manning Award Star of the Week, vs. Texas Tech
 - Davey O'Brien Award Midseason Watch List
 - Manning Award Star of the Week, vs. Stanford
 - Earl Campbell Tyler Rose Award Watch List
- ▶ **LaMareon James, CB**
 - East-West Shrine Bowl Watch List
- ▶ **Brent Maticcik, SN**
 - Patrick Mannelly Award Watch List
- ▶ **Eric McAlister, WR**
 - Biletnikoff Award Watch List
 - East-West Shrine Bowl Watch List
- ▶ **Cooper McDonald, Edge**
 - East-West Shrine Bowl Watch List

- ▶ **Namdi Obiazor, LB**
 - Bednarik Award Watch List
 - Butkus Award Watch List
 - Reese's Senior Bowl Watch List
 - East-West Shrine Bowl Watch List
- ▶ **Jaise Oliver, S**
 - Semifinalist, William V. Campbell Trophy
 - Reese's Senior Bowl Watch List
- ▶ **NaNa Osafo-Mensah, Edge**
 - Jason Witten Collegiate Man of the Year Award Watch List
 - Allstate Wuerffel Trophy Watch List
 - Nominee, Allstate AFCA Good Works Team
- ▶ **JP Richardson, WR**
 - Jet Award Midseason Watch List
 - Big 12 Special Teams Player of the Week, vs. Kansas
 - East-West Shrine Bowl Watch List
- ▶ **Trey Sanders, RB**
 - East-West Shrine Bowl Watch List
- ▶ **Savion Williams, WR**
 - Earl Campbell Tyler Rose Award Honorable Mention Player of the Week, vs. Texas Tech
 - East-West Shrine Bowl Texas Star of the Week vs. UCF
 - Earl Campbell Tyler Rose Award Watch List
 - Reese's Senior Bowl Watch List
 - Bruce Feldman's College Football Freaks List
- ▶ **Dylan Wright, WR**
 - East-West Shrine Bowl Watch List

WILLIAMS REPEATS ON FREAKS LIST

- ▶ For the second straight season, TCU wide receiver Savion Williams was selected to Bruce Feldman's College Football Freaks list.
- ▶ Williams appears at No. 47, up nine spots from last year.
- ▶ Feldman is the National College Football Insider for The Athletic and a FOX College Football reporter. He annually produces the list to spotlight players with freakish athleticism.
- ▶ The 6-foot-5, 225-pound Williams has a 600 back squat, 355 bench press, 350 power clean and 22.5 miles per hour max speed with GPS tracking. A former high school quarterback, Williams can throw a football 80 yards.
- ▶ Williams is second on TCU in receptions (39), touchdown catches (five) and rushing (156 yards). He tied a career-high with 11 receptions for 85 yards in the season-opening 34-27 win at Stanford and has led the Horned Frogs in rushing the last two games with a career-high 72 yards against Utah and Texas Tech.

BY THE NUMBERS

2

National championships won by TCU (1935 and 1938).

3

Assistant coaches (Paul Gonzales, Malcolm Kelly, Doug Meacham) retained by Head Coach Sonny Dykes when he took over at TCU.

8

TCU is one of just eight programs nationally to have played in all six current College Football Playoff bowl games. The others are Alabama, Florida State, Miami (Fla.), Ohio State, Oklahoma, Penn State and Tennessee.

10

National Coach of the Year awards won by Sonny Dykes in 2022.

26

Horned Frogs with their degree already in hand.

128

Years TCU has been playing football.

1873

Year TCU was founded as AddRan Male and Female College in Thorp Spring, Texas.

1896

Year TCU played its first football game, an 8-6 win over Toby's Business College.

\$500,000,000

Near amount in donor-funded athletics facilities upgrades since TCU began Big 12 play in 2012.

TCU FOOTBALL NOTABLES

MEET THE BOSS

- ▶ Sonny Dykes is in his third season as head coach of the Horned Frogs and fourth overall at TCU.
- ▶ Dykes won 10 National Coach of the Year awards in 2022 in addition to being the unanimous Big 12 Coach of the Year.
- ▶ The 51-45 win over Michigan in the 2022 College Football Playoff Semifinal at the Vrbo Fiesta Bowl made Dykes just the eighth head coach nationally to have a CFP victory. He also became the first head coach in TCU and Big 12 history to start 12-0 in his first season. He was just the fourth head coach nationally since 1996 to accomplish the feat.
- ▶ Dykes was an offensive analyst on the 2017 TCU team that posted an 11-3 record, played in the Big 12 Championship Game and finished the season with a No. 9 national ranking, its previous top-10 appearance before 2022.
- ▶ Dykes came to TCU from SMU where he spent four seasons (2018-21). He led the Mustangs to three consecutive winning records for the first time since the mid-80s and their first back-to-back victories over TCU since 1992-93.
- ▶ Dykes also served as head football coach at Cal (2013-16) and Louisiana Tech (2010-12).
- ▶ He is the son of legendary Texas Tech Head Football Coach Spike Dykes (1986-99).
- ▶ Sonny Dykes lettered two seasons in baseball at Texas Tech.

DOING HIS JOB

- ▶ Since 2019, Sonny Dykes ranks third in the state of Texas for winning percentage by an active FBS head coach and first among those in a power conference for at least one full season:

Name	Record
Rhett Lashlee, SMU	25-10 (.714)
Jeff Traylor, UTSA	42-19 (.689)
Sonny Dykes, TCU	48-22 (.686)
Steve Sarkisian, Texas	32-15 (.681)

THE FAB FOUR

- ▶ TCU has four former FBS head coaches on its staff.
- ▶ In addition to Defensive Coordinator Andy Avalos (Boise State) and Linebackers Coach Ken Wilson (Nevada), consultants Todd Graham (Rice, Tulsa, Pittsburgh, Arizona State, Hawaii) and Dana Hologorsen (West Virginia, Houston) are working under Head Coach Sonny Dykes.

THE ROSTER TURNOVER

- ▶ TCU has just 11 scholarship players remaining from its 2021 team, the year prior to Sonny Dykes arriving as head coach.

COMING SUMMER 2025

- ▶ TCU's \$52 million Athletics Human Performance Center Renovation and Expansion projects will be completed in July 2025.
- ▶ Funding for the projects was completely through private donations.
- ▶ All 22 sports in TCU's athletics program will utilize the facilities to focus on every aspect of their mental health and well-being, including strength, nutrition, wellness and restoration.
- ▶ The 20,000 square foot Mike and Brenda Harrison Football Performance Center will feature a dedicated space and the new Jamal Powell Weight Room for the football program, technology centers, conference rooms and a branded track. It will connect the Sam Baugh Indoor Practice Facility and the Morris Practice Fields.
- ▶ The Simpson Family Restoration and Wellness Center, a 10,000-square-foot facility, will have a spa-like ambience featuring a nutrition area, cryo lounge, hydro massage pods, sauna, red light therapy, social and individual recovery spaces and a hydrotherapy pool.
- ▶ The Simpson Family Restoration and Wellness Center will also make TCU the only school in the nation and just the third facility in the United States with a dedicated Snow Room. Holding 8-to-10 users, the Snow Room features sub-freezing temperatures with actual flurries to assist in the post-practice and workout recovery process. The flurries will be purple to match TCU's official school color.
- ▶ The focus of the Bob Lilly Performance Center renovation will be to update and modernize the 20,000 square foot training facility. It will also provide a studio for the women's triathlon program, a yoga/stretching room, expanded free weight and cardio space, expanded nutrition center and addition of an outdoor warm-up area.
- ▶ Also included in the project is a new entryway for guests into the program's facilities and the football headquarters.

THE GIFT

- ▶ TCU Head Football Coach Sonny Dykes and his wife Kate have donated \$1 million to TCU Athletics.
- ▶ The Dykes' gift will be split between honoring former TCU offensive lineman Jamal Powell with his name in the weight room in the new Mike and Brenda Harrison Football Performance Center as well as recognizing Shirley Enis, late wife of TCU Trustee Hunter Enis, with an endowment in her name to support women's athletics at TCU.
- ▶ Powell was a three-year letterman (2000-02) for the Horned Frogs, earning First-Team All-Conference USA honors his senior year. He then began a collegiate coaching career with Dykes hiring Powell as his offensive line coach at SMU in 2018. They worked together for three years until Powell's passing in April 2021 at the age of 39.

COMEBACKS

- ▶ TCU has had three come-from-behind wins from deficits of at least 17 points in Head Coach Sonny Dykes' three seasons:

Opponent	Deficit	Final Score
Oklahoma St. (2022)	17 (24-7)	W, 43-40 (2OT)
Kansas State (2022)	18 (28-10)	W, 38-28
Texas Tech (2024)	17 (31-14)	W, 35-34

TCU FOOTBALL NOTABLES

INSIDE THE GAME

	TCU	BU
Points Scored _____	260	265
Points Scored/Game _____	32.5	33.1
Opp. Points Scored _____	226	207
Opp. Points Scored/Game _____	28.3	25.9
First Downs _____	180	159
Opp. First Downs _____	155	161
3rd-Down Conversions Pct. _____	43.3	38.1
4th-Down Conversions Pct. _____	69.2	54.2
Rushing Attempts _____	237	281
Yards Rushing _____	820	1,408
Yards Rushing/Game _____	102.5	176.0
Opp. Rushing Attempts _____	321	326
Opp. Yards Rushing _____	1,329	1,192
Opp. Yards Rush/Game _____	166.1	149.0
Passes Attempted _____	318	238
Passes Completed _____	212	140
Completion Pct. _____	66.7	58.8
Yards Passing _____	2,664	1,867
Yards Passing/Game _____	333.0	233.4
Opp. Passes Attempted _____	224	237
Opp. Passes Completed _____	126	142
Opp. Completion Pct. _____	56.3	59.9
Opp. Yards Passing _____	1,390	1,728
Opp. Yards Pass/Game _____	173.8	216.0
Total Offensive Plays _____	555	519
Total Yards _____	3,484	3,275
Total Yards/Game _____	435.5	409.4
Avg. Yards/Play _____	6.3	6.3
Opp. Offensive Plays _____	545	563
Opp. Total Yards _____	2,719	2,920
Opp. Total Yards/Game _____	339.9	365.0
Opp. Avg. Yards/Play _____	5.0	5.2
Avg. Poss. Time/Game _____	28:01	25:49
Opp. Avg. Poss. Time/Game _____	31:59	34:11

WHERE TO FIND THEM

► Field

Sonny Dykes - Head Coach
 Andy Avalos - Defensive Coordinator
 Kendal Briles - Off. Coordinator/QBs Coach
 Paul Gonzales - Safeties Coach
 Malcolm Kelly - Outside Receivers Coach
 JaMarkus McFarland - Defensive Line Coach
 Doug Meacham - Inside Receivers Coach
 AJ Ricker - Co-OC/Offensive Line Coach
 Jimmy Smith - Running Backs Coach
 Ken Wilson - Linebackers Coach

THE GRADUATES

► Included below are TCU's 26 players who have already earned their college degree:

Hakeem Ajijolaiya, DL (Houston)
 Cade Bennett, OL (San Diego State)
 James Brockermeyer, OL (Alabama)
 Marcel Brooks, Edge
 JaTravis Broughton, CB (Utah)
 Abe Camara, S
 Terrence Cooks, LB
 Chase Curtis, TE
 Drake Dabney, TE (Baylor)
 Franklin Estrada, RB
 Bless Harris, OL (Florida State)
 Avery Helm, CB
 Johnny Hodges, LB
 LaMareon James, CB (Old Dominion)
 Dominique Johnson, RB (Arkansas)
 Brent Maticcik, SN
 Cooper McDonald, Edge (San Diego State)
 Tymon Mitchell, DL
 Mike Nichols, OL
 Jaise Oliver, S (Tulsa)
 NaNa Osafo-Mensah, Edge (Notre Dame)
 DJ Rogers, TE
 Trey Sanders, RB (Alabama)
 Ken Seals, QB (Vanderbilt)
 Cam Smith, S (Memphis)
 Dylan Wright, WR (Minnesota)

► Oliver and Osafo-Mensah also have a master's degree from Tulsa and Notre Dame, respectively.



2024 STANDINGS

Team	Big 12	Overall
BYU	5-0	8-0
Iowa State	4-0	7-0
Kansas State	4-1	7-1
Colorado	4-1	6-2
TCU	3-2	5-3
Cincinnati	3-2	5-3
Texas Tech	3-2	5-3
West Virginia	3-2	4-4
Arizona State	2-2	5-2
Baylor	2-3	4-4
Houston	2-3	3-5
Utah	1-4	4-4
Arizona	1-4	3-5
UCF	1-4	3-5
Kansas	1-4	2-6
Oklahoma State	0-5	3-5

CHARTING TCU'S OPPONENTS

Opponent	Record	Next Game
Stanford	2-6	at NC State
LIU	2-7	Open
UCF	3-5	Arizona
SMU	7-1	No. 18 Pittsburgh
Kansas	2-6	Open
Houston	3-5	No. 17 Kansas State
Utah	4-4	Open
Texas Tech	5-3	at No. 11 Iowa State
Baylor	4-4	TCU
Oklahoma State	3-5	Open
Arizona	3-5	at UCF
Cincinnati	5-3	Open
Total	43-54 (.443)	

MAKING THE ROUNDS

► By joining the Big 12 in 2012, TCU played in its fifth league in an 18-year span. Below is a look at TCU's conference history:

Years	Conference
1909-22	Texas Intercollegiate Athletic Assoc.
1923-95	Southwest Conference
1996-00	Western Athletic Conference
2001-04	Conference USA
2005-11	Mountain West
2012-	Big 12 Conference

► TCU accepted an invitation to the Big East in October 2010, but never officially became a member of the conference before joining the Big 12.

HORNED FROG OFFENSIVE NOTES

CAREER STAT LEADERS

CAREER 100-YARD RUSHING GAMES

1. Dominique Johnson* 1

* at Arkansas

CAREER 200-YARD RECEIVING GAMES

1. Jack Bech* 1

* at TCU

CAREER 100-YARD RECEIVING GAMES

1. Eric McAlister* 5
 2. Jack Bech^ 4
 3. JP Richardson^ 2
 4. Savion Williams 1

* 2 at TCU, 3 at Boise State

^ at TCU

CAREER RUSHING YARDS

1. Dominique Johnson* 838
 2. Trey Sanders^ 739
 3. Cam Cook 426
 4. Savion Williams 218
 5. Jeremy Payne 137

* 53 at TCU, 785 at Arkansas

^ 211 at TCU, 528 at Alabama

CAREER RUSHING TOUCHDOWNS

1. Trey Sanders^ 9
 2. Dominique Johnson* 9
 3. Cam Cook 6
 4. Josh Hoover 5
 5. Jeremy Payne 2

^ 6 at TCU, 3 at Alabama

* 1 at TCU, 8 at Arkansas

CAREER RECEPTIONS

1. JP Richardson# 154
 2. Jack Bech@ 117
 3. Savion Williams 116
 4. Drake Dabney^ 78
 5. Eric McAlister* 77
 6. JoJo Earle! 47
 7. Dylan Wright\$ 46
 8. Blake Nowell 25
 9. Chase Curtis 23
 10. Major Everhart 21

82 at TCU, 72 at Oklahoma State

@ 58 at TCU, 59 at LSU

^ 13 at TCU, 65 at Baylor

* 19 at TCU, 58 at Boise State

! 23 at TCU, 24 at Alabama

\$ 11 at TCU, 35 at Minnesota

CAREER RECEIVING YARDS

1. Jack Bech@ 1,660
 2. JP Richardson# 1,627
 3. Eric McAlister* 1,595
 4. Savion Williams 1,480
 5. Drake Dabney^ 973
 6. Dylan Wright\$ 832
 7. JoJo Earle! 579
 8. Blake Nowell 309
 9. Chase Curtis 246
 10. Major Everhart 201

@ 971 at TCU, 689 at LSU

956 at TCU, 671 at Oklahoma State

* 463 at TCU, 1,132 at Boise State

^ 100 at TCU, 873 at Baylor

\$ 187 at TCU, 645 at Minnesota

! 276 at TCU, 303 at Alabama

CAREER TOUCHDOWN RECEPTIONS

1. Eric McAlister* 13
 2. Savion Williams 13
 3. Jack Bech@ 11
 4. JP Richardson# 9
 5. Drake Dabney^ 8
 6. JoJo Earle! 5
 7. Dylan Wright\$ 5
 8. Jordyn Bailey 2
 9. Chase Curtis 2
 10. Blake Nowell 2
 DJ Rogers 2

* 4 at TCU, 9 at Boise State

@ 7 at TCU, 4 at LSU

3 at TCU, 6 at Oklahoma State

^ at Baylor

! 3 at TCU, 2 at Alabama

\$ 2 at TCU, 3 at Minnesota

IN CHARGE

► Associate Head Coach/Offensive Coordinator Kendal Briles is in his second season at TCU after serving the previous three years at Arkansas.

► TCU is the sixth school for Briles to be an offensive coordinator. Prior to his time in Fayetteville, he directed offenses and was the play caller at Baylor, FAU, Houston and Florida State.

► In all but one game since he arrived in Fort Worth, TCU's offense has totaled more yards than its opponent was allowing entering the contest.

► Briles coached the last two Big 12 quarterbacks to pass for 400 yards and four touchdowns in their first career start. In addition to Josh Hoover versus BYU last year, Seth Russell accomplished the feat for Baylor in 2014 versus Northwestern State.

BIG PLAYS

► TCU had its two-longest passing plays of the season and its longest carry from scrimmage in the 35-34 win over Texas Tech.

► Josh Hoover connected on scoring strikes of 75 and 84 yards to Savion Williams and Eric McAlister, respectively.

► The pass to McAlister, which provided the game's go-ahead score with 5:10 remaining, tied for the 12th-longest pass play in TCU history and was the longest since Kenny Hill hit Jalen Reagor for a 93-yard touchdown in the 2017 Alamo Bowl win over Stanford.

► Williams' 35-yard touchdown run on the game's opening series was the longest carry of his career and the longest rush by a Horned Frog this season.

THE STREAKS

► TCU has recorded at least 10 passing first downs in 20 straight games, the second-longest active streak in the FBS (LSU, 24). The last Big 12 team with a longer streak was Oklahoma State with 21 from 2014-16.

► At Utah, quarterback Josh Hoover had his nation's-best streak of nine consecutive games with at least 20 completions and two touchdown passes snapped. It was the longest by a Big 12 quarterback since Oklahoma State's Brandon Weeden from 2010-11. Hoover began a new streak with 21 completions and three touchdowns in the 35-34 win over Texas Tech.

MAKING HIS MARK

► Quarterback Josh Hoover ranks among the NCAA leaders in several categories:

Category	Number	FBS Rank
Passing Yards	2,614	5th
Passing Yards PG	326.8	6th
Completions PG	25.6	7th
Passing TDs	19	T-8th

► Hoover passed for at least two touchdowns in nine consecutive games before the streak was snapped at Utah. He came back with three scoring tosses, including two in the fourth quarter, in the 35-34 victory over Texas Tech.

► Hoover has at least two touchdown passes in 11 of 14 career starts. During that span, Hoover has six games with three or more touchdowns and three contests of four scoring tosses.

MR. 300

► Josh Hoover has passed for at least 300 yards in four of the last six games and 10 of 14 career starts.

THE 400 CLUB

► Josh Hoover passed for 402 yards against UCF, topping the 400 mark for the third time in his first nine career starts. All three of his 400-yard efforts have been at home. He just missed the 400 mark at SMU by throwing for 396 yards.

► With his 412 yards passing against Baylor last season, Hoover became the second Power 5 quarterback (C.J. Stroud, Ohio State) since 2019 to pass for at least 400 yards in two of his opening five starts. He was also the first from the Big 12 to accomplish the feat since 2019.

► In last season's 44-11 win over BYU, Hoover became the first Power Five quarterback with 400 yards passing and four touchdowns in his first career start since Anthony Gordon for Washington State against New Mexico State in 2019.

ON PACE

► Josh Hoover is chasing the TCU season record for completion percentage:

Name	Completion Pct.
Kenny Hill, 2017	67.3 (269-of-400)
Casey Pachall, 2011	66.5 (228-of-343)
Josh Hoover, 2024	66.3 (205-of-309)
Andy Dalton, 2010	66.1 (209-of-316)

► At 326.8 yards per game passing, Hoover is on target for 4,248 which would shatter the TCU season mark of 3,901 by Trevone Boykin in 2014 when he was fourth in Heisman Trophy voting.

► Hoover is on pace for 31 touchdown passes which would tie for third in a season in TCU history, behind only Trevone Boykin (33, 2014) and Max Duggan (32, 2022). Duggan was the 2022 Heisman runner-up.

STUDS

► The 20.1 receptions per game by TCU wide receivers lead the nation for Power Four Conference programs and rank second in the FBS.

► TCU wide receivers have caught 10 touchdown passes in the red zone, placing third among P4 members and fourth nationally.

HELLO BILETNIKOFF

► Jack Bech is making his mark among the nation's elite receivers:

Category	Number	FBS Rank
Receiving Yards	825	7th
Receiving YPG	103.1	8th
Receiving TDs	7	T-11th
Receptions	46	T-30th

► As a true freshman in 2021, Bech led LSU with 43 receptions.

HORNED FROG OFFENSIVE NOTES

CAREER DAY, AGAIN

► Jack Bech had a career-high 10 catches for 131 yards and two touchdowns at Kansas.

► Bech posted his fourth 100-yard game of the season and his second consecutive contest with multiple scores.

► Bech had a career-best 200 yards receiving, including a 50-yard touchdown, against UCF.

► Bech became the first Horned Frog with 200 yards receiving since Quentin Johnston had 206 at Kansas in 2022. The 200 yards rank ninth for a game in TCU history and are fifth-most by a Power Four Conference player this season.

► Bech has five receptions of at least 43 yards this season which also represent the five-longest catches of his career.

CHASING RECORDS

► With 46 receptions, 825 yards and seven touchdowns, Jack Bech is on pace to make an impact on the TCU season record book:

Name	Receiving Yards
Jack Bech, 2024	1,340*
Josh Doctson, 2015	1,327
Quentin Johnston, 2022	1,069
Jalen Reagor, 2018	1,061

Name	Receptions
Josh Doctson, 2015	79
Jack Bech, 2024	75*
Jalen Reagor, 2018	72

Name	TD Catches
Josh Doctson, 2015	14
Jack Bech, 2024	11*
Josh Doctson, 2014	11

*Projected totals

► Doctson, Johnston and Reagor were NFL first-round draft picks.

THE CENTURY MARK

► TCU has had three games this season with multiple 100-yard receivers:

Name (Opponent)	Yards
Jack Bech/JP Richardson (Stanford)	139/107
Jack Bech/Eric McAlister (SMU)	166/114
Jack Bech/Eric McAlister (Kansas)	131/100

► The previous occasion was Derius Davis (139) and Quentin Johnston (114) against Oklahoma State in 2020. Both are now with the LA Chargers.

NEVER BEFORE

► The Stanford game saw TCU have three players with at least 85 yards receiving for the first time in program history:

Name	No.	Yds.	Avg.	TD	LG
Jack Bech	6	139	23.2	1	46
JP Richardson	6	107	17.8	0	34
Savion Williams	11	85	7.7	1	17

► Williams, Bech and Richardson combined

for 82.1 percent (23-of-28) of Josh Hoover's completions, 93.8 percent (331-of-353) of his passing yards and both touchdowns.

THE TRIPLETS

► Jack Bech, Savion Williams and JP Richardson have dominated the receiving game:

Name	No.	Yds.	Avg.	TD	LG
Trio*	121	1,681	13.9	12	75
All Others	91	983	10.8	8	84

*Bech, Williams and Richardson

SOON TO BE QUADRUPLETS

► Eric McAlister is fourth on TCU in receiving with 19 grabs, while his 24.4 yards per catch mark leads the nation and ranks second in a season at TCU for a player with that many receptions:

Name	YPC (Receptions)
James Maness, 1982	29.2 (19)
Eric McAlister, 2024	24.4 (19)

► McAlister's 84-yard touchdown catch with 5:10 remaining provided the go-ahead score in the 35-34 win over Texas Tech.

THE VERSATILE ONE

► Wide receiver Savion Williams has led TCU in rushing in each of the last two games which nearly surpassed his career total before that stretch:

Opponent	No.	Yds.	Avg.	TD	LG
First 46 Games	14	74	5.3	0	14
Utah	7	72	10.3	0	25
Texas Tech	11	72	6.5	1	35

► Williams had a 2-yard gain on a 4th-and-1 at the Utah 48 with 2:17 to play. The first down enabled TCU to run out the clock for the win.

CAREER SEASON

► Savion Williams' receptions and yards last season surpassed his career totals entering 2023. In eight games, he's approaching last year's catches:

Year	No.	Yds.	Avg.	TD	LG
2020-22	36	471	13.1	4	57
2023	41	573	14.0	4	42
2024	39	436	11.2	5	75

THE STREAK

► JP Richardson's streak of a catch in 35 straight games is tied for seventh-longest in the nation:

Name	Games
Jo'Quavious Marks, USC	53
LaJohntay Wester, Colorado	45
Kyle Williams, Washington State	45
Brant Kuithe, Utah	40
Jaylin Noel, Iowa State	39
Brennan Presley, Oklahoma State	38
JP Richardson, TCU	35
Andrew Armstrong, Arkansas	35
Derwin Burgess Jr, Georgia Southern	35

SPEAKING OF JP ...

► TCU Offensive Coordinator Kendal Briles said the following of JP Richardson, "He's an angry space player."

BY THE NUMBERS

1

Horned Frog (JP Richardson) with a dad (Bucky Richardson, 1992-94) who played quarterback for the Houston Oilers.

1.1

Sacks allowed per game by TCU this season, tying for the 20th-lowest total in the nation.

The Horned Frogs are 10th in the FBS in pass attempts with 318.

3

Seniors on offense (offensive tackle Mike Nichols and wide receivers Blake Nowell and Savion Williams) who have played their entire careers at TCU.

13

Jack Bech's receptions of at least 20 yards which tie for second in the Big 12 and eighth in the FBS.

24.4

Eric McAlister's yards per reception on his 19 catches which ranks No. 1 nationally.

37

Josh Hoover's completions of 20+ yards, ranking second in the Big 12 and in a tie for fifth in the FBS.

69.2

TCU's fourth-down conversion percentage (9-of-13), tying for 24th nationally.

180

TCU's first downs this season, placing 23rd in the FBS.

HORNED FROG DEFENSIVE NOTES

MEET THE NEW BOSS

► Defensive Coordinator Andy Avalos served the previous three seasons as Boise State's head coach. He was the 2022 Mountain West Coach of the Year after leading the Broncos to a 10-4 record.

► Before becoming a head coach, Avalos was a successful defensive coordinator at Oregon (2019-20) and Boise State (2016-18). With the Ducks, he was a 2019 semifinalist for the Broyles Award as the nation's top assistant coach.

► Oregon won Pac-12 championships each season with Avalos in charge of its defense. In his first year, Oregon improved significantly in nearly every major statistical category while ranking among the nation's elite on its way to a Pac-12 title, Rose Bowl win and 12-2 record. The Ducks would go on to win a second straight Pac-12 Championship in 2020, earning a Fiesta Bowl trip.

► Avalos has taken part in 15 conference titles and 13 bowl games while coaching seven NFL Draft picks, four All-Americans, five freshman All-Americans, three conference defensive players of the year and 50 all-conference selections.

STEPPING UP

► TCU is allowing 339.9 yards per game defensively, an improvement of 68.4 over last season:

Year	Yards Per Game Allowed
2023	408.3
2024	339.9

► TCU is on pace for its best overall defensive performance since 2019, when it allowed 336.9 yards per game for the season.

► The Horned Frogs are third in the Big 12 and tied for 16th nationally in pass defense, allowing 173.8 yards per game.

► TCU is third in the Big 12 and tied for 21st in the FBS in fourth-down defense with opponents converting only 5-of-13 (38.5 percent) opportunities.

TEAMWORK

► Fourteen Horned Frogs have a tackle for loss this season with seven combining for the team's 16 sacks.

► TCU's six forced fumbles this season have come from six different players.

► Four Horned Frogs have combined for the team's four interceptions.

► Three players have the three fumble recoveries.

HE'S BACK

► After being limited to four games in 2023 due to injury, Johnny Hodges has returned to action and tops TCU with 58 tackles.

► Hodges was the 2022 Big 12 Defensive Newcomer of the Year and a Second-Team All-Big 12 selection. He started the opening three games in 2023 before being sidelined and returning to

action with another start in his final contest on Nov. 2 at Texas Tech. He recorded at least one TFL in three of his four games.

► Hodges had a team-best 87 tackles in 2022 as TCU reached the College Football Playoff National Championship. Hodges was the Big 12 Defensive Player of the Week after a season-high 11 tackles, including 1.5 for loss, as TCU held Texas to 199 yards of offense in a 17-10 win in Austin.

THE PATH TO TCU

► Johnny Hodges went to Navy to play lacrosse.

► When COVID hit in 2020, Hodges switched to football. After he entered the transfer portal, TCU was the only FBS program to offer him a scholarship. FCS teams also passed on him.

► While playing for Navy, Hodges had a career-best 14 tackles against SMU in 2021 and then-Mustangs Head Coach Sonny Dykes.

THAT'S MY BROTHER

► Brothers Devean Deal and Markis Deal have been together in the starting lineup the last two games.

► The Deals are one of just four sets of brothers to start on defense for an FBS team this year:

Brothers	Team
Devean Deal, E/Markis Deal, N	TCU
Cam Smith, CB/Dylan Smith, S	Oklahoma St.
Jalen Dye, S/Devin Dye, S	Kansas
Akili Arnold, S/	USC
Easton Mascarenas-Arnold, LB	

► Devean Deal had a TCU-best nine tackles against Texas Tech, one shy of a career-high 10 for Tulane against UCF in 2022.

► Devean Deal has 3.0 sacks over the last two games to take over the team lead with 3.5 on the season. He had two sacks as part of five stops at Utah. It was his first start since the season opener at Stanford, when he had 2.5 tackles for loss in his TCU debut.

► Devean Deal is second on TCU with 5.5 TFLs, trailing only Namdi Obiazor (6.5).

► Markis Deal has started the last four games.

► Markis Deal had the fumble recovery with 1:38 to play to preserve TCU's win over Texas Tech.

► Markis Deal had 1.5 tackles for loss as part of three stops against Houston.

► In the Kansas game, Markis Deal had a key pass breakup on a 3rd-and-goal from the TCU 6 late in the second quarter to force a field-goal attempt.

THE PICK ARTIST

► Bud Clark's interception in the final minutes at Utah gave him eight career picks, tops among current Horned Frogs.

► Clark had a Pick 6 for TCU's first points in its 2022 College Football Playoff win over Michigan.

CAREER STAT LEADERS

CAREER TACKLES

1. __ Johnny Hodges*	236
2. __ Namdi Obiazor	186
3. __ JaTravis Broughton^	158
4. __ Cooper McDonald#	134
5. __ Abe Camara	130
Bud Clark	130
7. __ Kaleb Elarms-Orr@	122
8. __ Jaise Oliver&	119
9. __ Shad Banks Jr.	114
10. __ LaMareon James%	107

* 173 at TCU, 63 at Navy

^ 32 at TCU, 126 at Utah

22 at TCU, 84 at San Diego St., 28 at Washington

@ 30 at TCU, 92 at Cal

& 8 at TCU, 111 at Tulsa

% 21 at TCU, 86 at Old Dominion

CAREER TACKLES FOR LOSS

1. __ Devean Deal*	23.0
2. __ Johnny Hodges^	20.5
3. __ Cooper McDonald&	18.0
4. __ Caleb Fox#	17.0
5. __ Shad Banks Jr.	13.5
6. __ Namdi Obiazor	13.0
7. __ NaNa Osafo-Mensah@	12.0
8. __ Abe Camara	6.5
9. __ JaTravis Broughton!	5.5
Kaleb Elarms-Orr\$	5.5

* 5.5 at TCU, 17.5 at Tulane

^ 16.5 at TCU, 4.0 at Navy

& 3.5 at TCU, 9.0 at San Diego St., 5.5 at Washington

7.0 at TCU, 10.0 at Stephen F. Austin

@ 3.0 at TCU, 9.0 at Notre Dame

! at Utah

\$ 2.0 at TCU, 3.5 at Cal

CAREER SACKS

1. __ Devean Deal^	8.5
2. __ Cooper McDonald&	7.5
3. __ Caleb Fox*	6.5
Namdi Obiazor	6.5
5. __ NaNa Osafo-Mensah@	6.0
6. __ Johnny Hodges#	5.0
7. __ Marcel Brooks!	4.0
8. __ Zachary Chapman	3.0
Tymon Mitchell\$	3.0
Paul Oyewale	3.0

^ 3.5 at TCU, 5.0 at Tulane

& 2.5 at TCU, 3.5 at San Diego State, 1.5 at Washington

* 2.0 at TCU, 4.5 at SFA

@ 1.0 at TCU, 5.0 at Notre Dame

4.0 at TCU, 1.0 at Navy

! 2.5 at TCU, 1.5 at LSU

\$ 3.0 at TCU, 0 at Georgia

CAREER INTERCEPTIONS

1. __ Bud Clark	8
2. __ Jaise Oliver*	6
3. __ LaMareon James!	3
Cam Smith^	3
5. __ Shad Banks Jr.	1
JaTravis Broughton#	1
Abe Camara	1
Vernon Glover	1
Johnny Hodges&	1
Jevon McIver Jr.@	1
Tymon Mitchell!	1
Namdi Obiazor	1

* at Tulsa

! 1 at TCU, 2 at Old Dominion

^ at Memphis

at Utah

& at Navy

@ at Austin Peay

! 1 at TCU, 0 at Georgia

HORNED FROG DEFENSIVE NOTES

RIGHT WHERE HE LEFT OFF

► Namdi Obiazor, who led last year's TCU team with 84 tackles and 4.0 sacks, has had a strong 2024 campaign.

► He has a team-best 6.5 tackles for loss, including 2.5 sacks to tie for third on TCU. He is second with 53 stops along with his first career interception.

► Obiazor had a team-best 11 tackles, including two for loss, with a sack and forced fumble against Houston.

► Obiazor has started at linebacker all 20 games the last two years. He made two starts at safety during TCU's 2022 College Football Playoff run.

BREAKING OUT

► While making his first career start and wearing the in-game helmet communication, boundary safety Jamel Johnson totaled a career-high 11 tackles and forced a fumble at Stanford.

► Johnson also had 11 stops versus UCF.

► His 51 tackles this season, which place third on TCU, have nearly tripled his 2023 total as a true freshman:

Year	UT	AT	TOT	TFL	Int.	PBU	FF	FR
2023	11	8	19	0.5	0	0	0	0
2024	30	21	51	1.0	0	3	1	0

NEWCOMERS ON D

► The following defensive players were added via the transfer portal this season:

Hakeem Ajijolaiya, DL (Houston)
 JaTravis Broughton, CB (Utah)
 Devean Deal, Edge (Tulane)
 Kaleb Elarms-Orr, LB (Cal)
 LaMareon James, CB (Old Dominion)
 Austin Jordan, S (Texas)
 Cooper McDonald, Edge (San Diego State)
 Jevon McIver Jr. (Austin Peay)
 Jaise Oliver, S (Tulsa)
 NaNa Osafo-Mensah, Edge (Notre Dame)
 Cam Smith, S (Memphis)
 Richard Toney Jr., S (Nevada)

► Ajijolaiya forced the fumble with 1:18 to play against Texas Tech, preserving TCU's 35-34 win. He played 40 games for Houston, including six starts last season.

► Broughton played in 47 games with 29 starts at Utah. He was All-Pac-12 as he totaled 126 tackles, including 5.5 for loss, with 11 passes defended, an interception and fumble recovery as a Ute.

► Deal's 74.6 Pro Football Focus grade from last season ranked fifth among Big 12 linebackers entering 2024. He was All-AAC for Tulane last season as he recorded a team-best 12.0 tackles for loss while tying for fourth with 4.0 sacks.

► Elarms-Orr was Second-Team All-Pac-12 in 2023 as he led Cal with 92 tackles.

► James has been in the starting lineup each game this season. He was All-Sun Belt Conference for Old Dominion last year and became the seventh

player in FBS history to return an interception (66 yards) and fumble (80 yards) for touchdowns in the same game, accomplishing the feat against Wake Forest. James tied for the Sun Belt lead with four fumble recoveries while adding 59 tackles.

► McDonald has started five games and is tied for third on TCU with 2.5 sacks. He played the 2022 and 2023 seasons for San Diego State after two years at Washington. He totaled 78 tackles with 8.5 for loss and 3.5 sacks in his career with the Aztecs. He made 10 starts while playing in all 16 games over his two seasons with the Huskies.

► Osafo-Mensah has 3.0 tackles for loss and a sack after recording four quarterback hurries in his TCU debut at Stanford. He played 39 games over four seasons for Notre Dame. He totaled 5.5 tackles for loss with 3.0 sacks as part of 20 stops last fall.

► Smith, who has played the last three games after being sidelined by injury the opening five contests, started 11 games for Memphis last season. He had 57 tackles, three interceptions, six pass breakups and two quarterback hurries.

SACK CHASE

► Five Horned Frogs are in a race for the team lead in sacks this season:

Name	Sacks
Devean Deal	3.5
Zachary Chapman	3.0
Marcel Brooks	2.5
Cooper McDonald	2.5
Namdi Obiazor	2.5

DEFENSIVE LEADERS

► Included below is TCU's leading tackler in each game this season:

Opponent	Name	Tackles
Stanford	Jamel Johnson	11
LIU	Johnny Hodges	7
	Richard Toney Jr.	7
UCF	JaTravis Broughton	12
SMU	JaTravis Broughton	9
Kansas	Johnny Hodges	8
	Jamel Johnson	8
Houston	Namdi Obiazor	11
Utah	LaMareon James	6
	Namdi Obiazor	
Texas Tech	Devean Deal	9
	Namdi Obiazor	

► Deal's nine tackles were his most at TCU and one shy of a personal-high 10 for Tulane against UCF in 2022.

► Broughton's 12 stops versus UCF surpassed his previous career best of nine for Utah against Oregon State in 2020.

MR. PBU

► With four pass breakups to go with four solo tackles in his Horned Frogs' debut at Stanford, cornerback JaTravis Broughton was named by the TCU coaching staff as its Defensive Player of the Game.

► Broughton's four PBUs tie for fifth-most in a game by an FBS player this season.

► The four PBUs by Broughton were also the most by a Horned Frog since Jeff Gladney had four against Oklahoma State in 2018.

► Broughton's five pass breakups on the season place second on TCU, behind LaMareon James (6).

THE SACK MAN

► The 17 yards lost on Marcel Brooks' 1.5 sacks at Stanford rank as the ninth-most in a game in TCU history.

► Brooks recorded his first sacks since playing as a true freshman on LSU's 2019 national championship team.

SHUTTING DOWN THE UTES

► In the Utah game, TCU had its best defensive effort of the season against an FBS opponent.

► The Horned Frogs limited the Utes to 267 total yards with just 68 rushing, 12 first downs and a 2-of-15 mark on third-down conversions. TCU forced 11 punts.

► With the exception of a 71-yard touchdown pass, TCU held Utah to 196 yards on its other 58 snaps for an average of 3.4 per play.

A GOOSE EGG

► The 45-0 win over LIU marked the Horned Frogs' first shutout since 43-0 over Kansas in 2017, when Sonny Dykes was on the TCU staff as an offensive analyst.

► The Horned Frogs held an opponent scoreless in the first half for the first time since a 17-10 victory at Texas in 2022.

► The 127 yards of total offense by LIU were the fewest allowed by TCU since holding Grambling State to 80 yards in the 2012 season opener, the first game in the rebuilt Amon G. Carter Stadium and the Horned Frogs' first contest as a member of the Big 12 Conference.

RECAPING STANFORD

► TCU held Stanford to 286 yards of offense with 48 coming on the Cardinal's final possession with the game essentially decided.

► Six Horned Frogs combined for their 10.0 tackles for loss, while four players took part in the 4.0 sacks.

► The 54 yards in TFLs were the most by a TCU defense since a minus-65 on 11 stops in the 42-3 win over Ole Miss in the 2014 Peach Bowl.

► Stanford was held to a 5-of-15 mark (33.3 percent) on third downs, converting just two of its final 10 opportunities.

DBU

► TCU has two of the last four Paycom Jim Thorpe Award winners in safety Tre'veon Moehrig (2020) and cornerback Tre Tomlinson (2022).

► Moehrig currently starts for the Las Vegas Raiders, while Tomlinson is with the Los Angeles Rams.

HORNED FROG SPECIAL TEAMS NOTES

THE RETURN GAME

► JP Richardson's 89-yard punt return for a touchdown at Kansas, providing the game's go-ahead score with 1:46 to play in the third quarter, tied for the fourth-longest punt return in TCU history:

Name	Yards
Cy Leland vs. Baylor, 1929	93
KaVontae Turpin vs. Kansas, 2017	90
Jim Shofner vs. Ohio State, 1957	90
JP Richardson vs. Kansas, 2024	89
Danny Colbert vs. Oklahoma State	89

► Richardson was just 1 yard shy of the longest punt return in the FBS this season:

Name	Yards
Parker Kingston, BYU vs. Kansas State	90
Tiger Bachmeier, Stanford vs. Cal Poly	90
JP Richardson, TCU vs. Kansas	89

► Richardson had TCU's first punt return for a touchdown since Derius Davis had two in 2022 with his final one 82 yards against Texas Tech.

► Richardson's 11.7 season average on punt returns is second in the Big 12 and tied for 15th nationally.

► Richardson averaged 13.8 yards in 2023.

► In the LIU game, Jack Bech had an 18-yard punt return on his first collegiate attempt. He finished with two returns for 34 yards.

A PUNT RETURN SCHOOL

► The following are the seven Horned Frogs with punt returns for touchdowns since 2012:

Name	Season
Deante' Gray, vs. Grambling State	2012
Cameron Echols-Luper, at Kansas	2014
KaVontae Turpin, vs. Kansas	2015
KaVontae Turpin, vs. South Dakota State	2016
KaVontae Turpin, vs. Kansas	2017
Desmon White, vs. Stanford	2017
Derius Davis, vs. Southern	2018
KaVontae Turpin, at SMU	2018
Jalen Reagor, vs. Kansas	2019
Jalen Reagor, vs. West Virginia	2019
Derius Davis, at Baylor	2020
Derius Davis, at Kansas	2020
Derius Davis, at Colorado	2022
Derius Davis, vs. Texas Tech	2022
JP Richardson, at Kansas	2024

► The returns by White, Davis and Turpin (2017-18) make TCU the only FBS school in the nation since 1996 with a punt return for a touchdown by three different players in three consecutive games.

► Major Everhart had a 22.3-yard average on kickoff returns last year. His 29 attempts ranked third for a season in TCU history:

Name	Kickoff Returns
Greg McCoy, 2011	32
Cory Rodgers, 2004	31
Major Everhart, 2023	29

► Everhart had a career-long 86-yard kickoff return against Colorado last season to set up TCU's go-ahead score with 7:00 remaining. It was the Horned Frogs' longest kickoff return since current Los Angeles Charger Derius Davis returned the game's opening kick 100 yards for a touchdown versus West Virginia in 2021.

► Everhart had a 14.0 average on two kickoff returns at Stanford. He has been sidelined the last seven games.

► Jordyn Bailey had a 93-yard kickoff return for a touchdown at SMU negated by a penalty. He has a 19.4-yard average on eight attempts.

THE NEW GUYS

► After fifth-year seniors Griffin Kell and Jordy Sandy concluded their careers at place-kicker and punter, respectively, last season, TCU debuted new specialists this fall.

► Kyle Lemmermann, from Southlake, Texas, was the nation's top kicker in the 247Sports Composite. He was also rated the No. 285 recruit in the state of Texas while being selected to the All-American Bowl. He was First-Team District 4-6A, making 8-of-10 field goals as a senior with a long of 50. He also converted all 92 of his PATs.

► Lemmermann is 8-of-13 on field goals for the season, including makes from 23 and 28 yards at Utah.

► His 29-yard field goal with 3:02 left versus Kansas sealed a 38-27 win at Arrowhead Stadium.

► Lemmermann had a season-best 48-yard field goal against LIU. He connected from 22 and 42 yards at Stanford on his first two collegiate attempts.

► Ethan Craw has taken over as the punter. He went to the same Pro Kick Academy in Australia as Sandy. Craw attended Alabama-Huntsville for one year and played high school basketball in Alabama.

► Craw is at 41.3 yards on 27 punts and is within range of the top averages in a season at TCU:

Name	Average
Chris Becker, 1986	46.1
Ethan Perry, 2012	44.5
James Gargus, 1981	44.2
Chris Becker, 1987	44.0
Jordy Sandy, 2021	43.3
Sam Baugh, 1935	43.0*

*Led the nation

► Ten of Craw's 27 punts this season have gone inside the 20 with just three touchbacks.

► Five of his eight punts at Utah went inside the 20. He averaged 42.4 yards for the game.

► Craw averaged 49.7 yards on three punts against UCF.

THE CAPTAIN

► While TCU has a new place-kicker and punter, Brent Maticcik is in his third season as the starting snapper and sixth in the program.

► Maticcik was voted a captain by his teammates.

► He is on the watch list for the Patrick Mannelly Award, presented to the nation's top snapper.

► Maticcik's older brother, Ross Maticcik, snaps for the Jacksonville Jaguars.

BLOCK THAT KICK

► TCU is tied for third nationally in blocked kicks:

Team	Blocked Kicks
Florida State	5
Georgia Tech	5
TCU	4
UNLV	4

► TCU blocked three kicks against UCF, the most on record for a game in program history.

► Caleb Fox and LaMareon James blocked field goals, while Bud Clark got his hands on an extra-point attempt versus the Knights.

► The last previous school to block three kicks in a game was Oklahoma State (two field goals, one PAT) in its 2023 season opener against Central Arkansas. Before OSU, it was Miami (Fla.) blocking three field goals at Clemson in 2020.

► Shad Banks Jr. blocked a punt at Utah.

TACKLE TALLIES

► Included below are the Horned Frogs' special teams tackles this season:

Name	Tackles
Kaleb Elarms-Orr	3 (2 U, 1 A)
Hudson Hooper	3 (2 U, 1 A)
Abe Camara	2 (2 U)
Terrence Cooks Jr.	2 (2 U)
Kaden McFadden	2 (2 U)
Jaise Oliver	2 (2 U)
Shad Banks Jr.	1 (1 A)
Max Carroll	1 (1 A)
Bud Clark	1 (1 U)
Blake Nowell	1 (1 U)

► Camara had a tackle for a 7-yard loss on a punt return at Utah.

NOTING THE HORNERD FROGS

Shad Banks Jr., LB

- Would like to be an offensive coordinator
- A punt returner at North Shore High School in Houston

Trent Battle, RB

- Dad, Allen Battle, played two seasons of major league baseball (St. Louis Cardinals, 1995; Oakland Athletics, 1996)

Kendal Briles, Offensive Coordinator

- Has his pilot's license

James Brockermeyer, OL

- Father, Blake Brockermeyer, was a first-round selection of the Carolina Panthers in 1995, the first year for the franchise to take part in the NFL Draft
- Blake played nine seasons (1995-03) in the NFL
- Older brother, Luke, is a defensive graduate assistant on the TCU football staff
- Twin brother, Tommy, was a teammate of James at Alabama and then played at TCU in 2023 before retiring from football

Coltin Deery, OL

- One of the top 10 scholastic wrestlers in the nation in his weight class

Hauss Hejny, QB

- Parents Jesse and JimAnne Hejny were both student-athletes at TCU and Hauss was born during their time in college
- Jesse was a two-year letterman (2004-05) as a defensive lineman on the football team, while JimAnne was a two-sport standout for the women's basketball and track and field programs (2003-07)

Johnny Hodges, LB

- Went to Navy to play lacrosse, before later joining the football program
- Contacted every FBS school when he went into the portal with TCU being the only one to offer a scholarship

Josh Hoover, QB

- Has lost 30 pounds since arriving at TCU
- Enjoys hunting, golf, roping and riding horses
- Has a horse named Bones
- Favorite TV show is MLB Network's Quick Pitch
- Recruited briefly to play baseball at TCU
- Younger brother, Caleb Hoover, is a freshman baseball player at Oklahoma State
- Older sister, Hannah Hoover, was Miss Fort Worth in 2018 and is currently a sports reporter and anchor for KOCO-TV in Oklahoma City
- Father, Alex Hoover, played football at Colorado State
- Roomed with Max Duggan on road games during TCU's 2022 College Football Playoff season

LaMareon James, CB

- Nicknamed "Scud"
- In James' hometown of Norfolk, Va., the word "Scud" is used to refer to anything that's good

Brent Maticcik, TE

- Long snapper who enjoys repairing boats
- Older brother, Ross, snaps for the Jacksonville Jaguars

Namdi Obiazor, LB

- Wears jersey No. 4 because he's one of four kids in his family with three of them born in April and the other in August, four months later
- He and his siblings all have tattoos of the Roman Numeral for four
- Younger brother, Chiddi, is a redshirt freshman defensive end at Kansas State
- Twin sister, Nneka, plays basketball at UNLV
- Has a dog named Cuatro, meaning four in Spanish

Paul Oyewale, Edge

- Did not play football until his senior year at Langham Creek High School in Houston
- Previously played on his school's basketball team
- Born in Nigeria and moved to the United States with his family when he was 6

JP Richardson, WR

- Father Bucky Richardson played quarterback at Texas A&M and with the Houston Oilers
- His uncle, Chris Curtis, was Sonny Dykes' roommate at Texas Tech

FROGS IN THE NFL

- TCU has 29 former players active in the NFL:

Name	NFL Team	TCU
Steve Avila, OG	L.A. Rams	2019-22
Emani Bailey*, RB	Kansas City	2022-23
Millard Bradford*, S	New Orleans	2019-23
Andrew Coker*, OT	Cincinnati	2019-23
Brandon Coleman, OT	Washington	2020-23
L.J. Collier, DE	Arizona	2015-18
Andy Dalton, QB	Carolina	2007-10
Derius Davis, WR	L.A. Chargers	2018-22
Emari Demercado, RB	Arizona	2018-22
Obinna Eze*, OT	N.Y. Jets	2021
Dylan Horton, DE	Houston	2020-22
Jerry Hughes, DE	Houston	2006-09
Quentin Johnston, WR	L.A. Chargers	2020-22
Kendre Miller^, RB	New Orleans	2020-22
Tre'von Moehrig, S	Las Vegas	2018-20
Josh Newton, CB	Cincinnati	2022-23
Lucas Niang*, OT	Kansas City	2016-19
Joe Noteboom, OT	L.A. Rams	2014-17
Mark Perry*, S	Houston	2022-23
Matt Pryor, OG	Chicago	2014-17
Jalen Reagor, WR	L.A. Chargers	2017-19
Austin Schlottmann^, C	N.Y. Giants	2014-17
Ty Summers, LB	N.Y. Giants	2014-18
Tre Tomlinson^, CB	L.A. Rams	2019-22
KaVontae Turpin, WR	Dallas	2015-18
Garret Wallow^, LB	Tennessee	2017-20
Ar'Darius Washington, S	Baltimore	2018-20
Jared Wiley, TE	Kansas City	2022-23
Dee Winters, LB	San Francisco	2019-22

*Practice Squad

^Reserve/Injured

IN THE LINEUP

- Included below are career starts for TCU players during their time as Horned Frogs:

No.	Player	Starts
1.	Savion Williams, WR	37
2.	Bud Clark, S	29
3.	Johnny Hodges, LB	26
4.	Namdi Obiazor, LB	22
5.	Caleb Fox, DL	20
6.	Abe Camara, S	18
	JP Richardson, WR	18
8.	Coltin Deery, OL	15
9.	Josh Hoover, QB	14
10.	Avery Helm, CB	11
11.	Shad Banks Jr., LB	10
	Mike Nichols, OL	10
13.	Jack Bech, WR	8
	James Brockermeyer, OL	8
	JaTravis Broughton, CB	8
	Carson Bruno, OL	8
	Drake Dabney, TE	8
	Bless Harris, OT	8
	LaMareon James, CB	8
	Jamel Johnson, S	8
	NaNa Osafo-Mensah, E	8
	Paul Oyewale, E	8
23.	Cam Cook, RB	6
	Dylan Wright, WR	6
25.	Cooper McDonald, E	5
	Ben Taylor-Whitfield, OL	5
27.	Markis Deal, DL	4
	Tymon Mitchell, DL	4
29.	Devean Deal, E	3
30.	Trent Battle, RB	2
31.	Channing Canada, CB	1
	Chase Curtis, TE	1
	JoJo Earle, WR	1
	Jeremy Payne, RB	1
	Richard Toney Jr., S	1

CHECKING THE LEDGER

- TCU is 690-576-57 (.543) in its football history which began in 1896.

HISTORY MAKING

- On Dec. 5, 2010, TCU became the only team in college football history to receive an invitation to the Rose Bowl and implode its stadium on the same day.

HORNED FROG TIDBITS

BY THE NUMBERS

1

TCU's Sarah Woodruff is one of just 10 female Director of Football Operations in the FBS.

2

TCU coaches who lettered in baseball in college (Head Coach Sonny Dykes, Texas Tech; Safeties Coach Paul Gonzales, UC Davis).

2

Sets of brothers on the Horned Frogs (linebacker Max Carroll, running back Derrick Carroll; edge Devean Deal, defensive lineman Markis Deal).

3

NFL teams (Dallas Cowboys, Pittsburgh Steelers, New Orleans Saints) in the last 14 years to utilize TCU as a practice site.

10

National awards won by TCU players the last 15 seasons (Jerry Hughes, 2009 Ted Hendricks Award, Lott IMPACT Trophy; Jake Kirkpatrick, 2010 Rimington Trophy; Trevone Boykin, 2014 Earl Campbell Tyler Rose Award; Tre'von Moehrig, 2020 Paycom Jim Thorpe Award; Max Duggan, 2022 Davey O'Brien Award, Johnny Unitas Golden Arm Award, Earl Campbell Tyler Rose Award; Tre'Vius Hodges-Tomlinson, 2022 Paycom Jim Thorpe Award; Derius Davis, 2022 Jet Award).

29

Former TCU players active in the NFL.

402

Consecutive games TCU has scored, the second-longest streak in college football history.

THE TURNOVER STORY

► In the Sonny Dykes era, TCU is 19-3 when ahead or even in turnover margin and 4-9 when on the negative side.

► The UCF game and last year's West Virginia and Oklahoma contests are TCU's only losses under Dykes when ahead or even in turnover margin.

► Below is TCU's turnover margin in each game this season:

Opponent	Turnover Margin
Stanford	-1
LIU	+1
UCF	E
SMU	-4
Kansas	-2
Houston	-4
Utah	E
Texas Tech	-1

► TCU is 54-6 in its last 60 games with at least three takeaways, the latest being its 2022 College Football Playoff win against Michigan.

► Over the last 20 seasons, TCU is 142-26 when ahead (93-12) or even (49-14) in turnover margin and 32-50 when on the negative side.

BALL CONTROL

► TCU is 12-2 under Head Coach Sonny Dykes when ahead in time of possession. The lone losses were at SMU and last year at Oklahoma.

► Included below is TCU's TOP in each game:

Opponent	Time of Possession
Stanford	30:15
LIU	29:29
UCF	27:06
SMU	32:20
Kansas	28:24
Houston	23:07
Utah	30:55
Texas Tech	22:35

► TCU led in time of possession in eight of 15 games in its CFP season of 2022.

FINDING THE SCOREBOARD

► TCU ranks second in NCAA history for consecutive games scoring:

Team	Games (Last Shutout)
Florida	455 (Oct. 29, 1988 vs. Auburn, 16-0)
TCU	402 (Nov. 16, 1991 at Texas, 32-0)

► TCU moved past Michigan (365, 1984-2014) into second place in NCAA history with its 31-28 win over Kansas in 2021.

10TH IS JUST FINE

► TCU was 10th in the Big 12 preseason poll.

► The Horned Frogs were picked seventh in 2022, before playing in the College Football Playoff National Championship.

BONUS FOOTBALL

► TCU is 10-10, including 1-1 under Head Coach Sonny Dykes, since the NCAA adopted overtime play in 1996.

O CAPTAIN, MY CAPTAIN

► TCU's season captains, in voting by their teammates, are safety Bud Clark, tight end Chase Curtis, linebacker Johnny Hodges, quarterback Josh Hoover, snapper Brent Matiscik and wide receiver Savion Williams.

WHAT THEY ARE WEARING

► TCU's game-by-game uniform look:

Game	Helmet	Jersey	Pants
Stanford	Purple	White	Purple
LIU	White	Purple	White
UCF	Black	Black	Black
SMU	Purple	White	White
Kansas	White	White	Purple
Houston	Chrome	Purple	Purple
Utah	White	White	White
Texas Tech	Purple	Black	Purple

THE TEAM

► The following is the breakdown by class of the 128-player 2023 TCU football team:

Class	Number of Players
True Freshmen	29
Redshirt Freshmen	18
Sophomores	22
Juniors	32
Seniors	27

► Only four seniors (Brent Matiscik, Mike Nichols, Blake Nowell, Savion Williams) have been with TCU their entire careers. It ties for the sixth-lowest total in the country for fewest seniors to spend their careers at the same school.

► TCU's 42 scholarship newcomers tie for eighth-most in the nation.

► Tight end Chase Curtis is in his seventh year of college. After playing baseball for two seasons in junior college, he is in his fifth year at TCU.

► In addition to Curtis, TCU has 10 players in their sixth college season with snapper Brent Matiscik the lone one at TCU his entire career.

► Eighty-nine of TCU's 129 players (69.0 percent) are from Texas with 19 states and two countries (United States, Australia) represented. After Texas, Louisiana has produced the second-most players with seven.

► Included below is a class listing of the 81 Horned Frogs to see action this season:

Class	2024
True Freshmen	10
Redshirt Freshmen	13
Sophomores	10
Juniors	22
Seniors	26

HORNED FROG TIDBITS

HOME SWEET HOME

► The donor-funded \$113 million Legends Club & Suites on the east side of Amon G. Carter Stadium opened in 2020. The world-class venue has two levels of premium seating and includes 48 loge boxes with two private clubs, over 1,000 club seats and 22 luxury suites.

► The \$164 million rebuild of Amon G. Carter Stadium, completed in 2012, was funded entirely by donor support and included a seating capacity of 45,000.

► The six Founders Club suites, located at midfield on the concourse level, were sold at \$15 million each to provide lead gifts totaling \$90 million.

► There are 25 suites, all sold, on the west side.

► Yahoo! Sports ranked Amon G. Carter Stadium as the best stadium in the Big 12.

HORNED FROGS FEVER

► TCU's student attendance of 6,153 for the LIU game was the fourth largest in school history and nearly 50 percent of total enrollment.

► Last year's Colorado game set a TCU record for student attendance with 6,663, 54.3 percent of enrollment.

► TCU placed eighth nationally last season with its home attendance at 102.9 percent of capacity. The Horned Frogs had an average crowd of 47,331 in the 46,000-seat Amon G. Carter Stadium.

► Included below are the top 10 home crowds in TCU football history:

No.	Opponent	Attendance
1.	Colorado (9/2/23)	53,294
2.	SMU (9/23/23)	51,243
3.	Texas (11/11/23)	50,812
4.	Utah (11/14/09)	50,307
5.	Oklahoma State (10/15/22)	49,594
6.	Oklahoma (10/1/22)	49,094
7.	UCF (9/14/24)	48,889
8.	Texas (10/3/15)	48,694
9.	Texas (10/26/13)	48,212
10.	SMU (9/19/15)	48,127

► The top-three attendance totals in program history were last year.

► Six of the top seven crowds are in the past three seasons, since the arrival of Head Coach Sonny Dykes.

SELECT COMPANY

► TCU is one of just 26 schools to have won multiple national championships (1935, 1938) and produce a Heisman Trophy winner (Davey O'Brien, 1938).

► The other schools are Alabama, Army, Auburn, Chicago, Florida, Florida State, Georgia, Iowa, LSU, Miami (Fla.), Michigan, Minnesota, Nebraska, Notre Dame, Ohio State, Oklahoma, Penn State, Pittsburgh, Princeton, SMU, Stanford, Texas, Texas A&M, USC and Yale.

► TCU is one of just nine schools with a Heisman

Trophy winner (Davey O'Brien, 1938), NFL Most Valuable Player (LaDainian Tomlinson, 2006) and Super Bowl MVP (Larry Brown, Dallas Cowboys, Super Bowl XXX). The others are Alabama, BYU, Florida, Georgia, Michigan, Notre Dame, Syracuse and USC.

COLLEGE GAMEDAY

► TCU is 8-3 when ESPN's College GameDay has been present and 7-0 with the game on a campus:

Year	Opponent	Result
2009	at No. 16 BYU	W, 38-7
2009	No. 16 Utah	W, 55-28
2010	at No. 5 Utah	W, 47-7
2011	vs. No. 5 Wisconsin*	W, 21-19
2014	at No. 20 West Virginia	W, 31-30
2017	No. 23 West Virginia	W, 31-24
2018	vs. No. 4 Ohio State^	L, 28-40
2022	at No. 19 Kansas	W, 38-31
2022	at No. 18 Texas	W, 17-10
2022	vs. No. 10 Kansas State#	L, 28-31 (OT)
2023	vs. No. 1 Georgia@	L, 7-65

*Rose Bowl; Pasadena, Calif.
^Arlington, Texas
#Big 12 Championship; Arlington, Texas
@CFP National Championship; Los Angeles

THE NON-CONFERENCE SLATE

► TCU is scheduled to face the following power conference opponents in non-league play: Stanford (2024, 2027), SMU (2024-25), North Carolina (2025-26), Duke (2028-29) and Purdue (2030).

GAME-BY-GAME STARTERS

TCU OFFENSE

Pos.	SU	LIU	UCF	SMU	KU	UH	UU	TTU	BU	OSU	UA	UC
QB	Hoover	Hoover	Hoover	Hoover	Hoover	Hoover	Hoover	Hoover				
RB	Cook	Cook	Cook	Cook	Cook	Payne	Cook	Battle				
TE	Dabney	Dabney	Dabney	Dabney	Dabney	Dabney	Dabney	Dabney				
WR	Williams	Williams	Williams	Williams	Williams	Williams	Williams	Williams				
WR	Richardson	Richardson	Curtis (TE)	Richardson	Richardson	Richardson	Richardson	Richardson				
WR	Bech	Bech	Bech	Bech	Bech	Bech	Bech	Bech				
LT	Harris	Harris	Harris	Harris	Harris	Harris	Harris	Harris				
LG	Deery	Deery	Deery	Deery	Deery	Deery	Deery	Deery				
C	Brockermeyer	Brockermeyer	Brockermeyer	Brockermeyer	Brockermeyer	Brockermeyer	Brockermeyer	Brockermeyer				
RG	Bruno	Bruno	Bruno	Bruno	Bruno	Bruno	Bruno	Bruno				
RT	Nichols	Nichols	Nichols	Nichols	Tay-Whitfield	Tay-Whitfield	Tay-Whitfield	Tay-Whitfield				

TCU DEFENSE

Pos.	SU	LIU	UCF	SMU	KU	UH	UU	TTU	BU	OSU	UA	UC
N	Mitchell	Mitchell	Mitchell	Mitchell	M. Deal	M. Deal	M. Deal	M. Deal				
T	Fox	Fox	Fox	Fox	Fox	Fox	Fox	Fox				
E	Osafo-Mensah	Osafo-Mensah	Osafo-Mensah	Osafo-Mensah	Osafo-Mensah	Osafo-Mensah	Osafo-Mensah	Osafo-Mensah				
E	D. Deal	McDonald	McDonald	McDonald	McDonald	McDonald	D. Deal	D. Deal				
MLB	Hodges	Hodges	Hodges	Hodges	Hodges	Hodges	Hodges	Hodges				
WLB	Obiazor	Obiazor	Obiazor	Obiazor	Obiazor	Obiazor	Obiazor	Obiazor				
N	Camara	Camara	Camara	Camara	Camara	Camara	Camara	Camara				
BS	Johnson	Johnson	Johnson	Johnson	Johnson	Johnson	Johnson	Johnson				
FS	Clark	Toney	Clark	Clark	Clark	Clark	Clark	Clark				
BC	Broughton	Broughton	Broughton	Broughton	Broughton	Broughton	Broughton	Broughton				
FC	James	James	James	James	James	James	James	James				

HEAD COACH SONNY DYKES (@CoachSonnyDykes)

HORNED FROGS UNDER DYKES

Score First	15-4
When Opp. Scores First	8-8
Lead at the Half	18-2
Trail at the Half	4-10
Tied at the Half	1-0
Lead After 3 Quarters	20-1
Trail After 3 Quarters	3-10
Tied After 3 Quarters	0-1
Games Decided in OT	1-1
300+ Yards of Offense	22-10
400+ Yards of Offense	20-7
500+ Yards of Offense	7-2
100+ Rushing Yards	23-6
200+ Rushing Yards	7-2
200+ Passing Yards	20-10
300+ Passing Yards	12-5
Win Time of Possession	12-2
Opp. Under 100 Rush Yds.	7-1
Opp. At or Under 200 Total Yards	2-0
Opp. At or Under 300 Total Yards	8-0
Opp. At or Under 400 Total Yards	16-4
Allow 400+ Total Yards	7-8
Allow 500+ Total Yards	3-5

TCU CAREER RECORD BREAKDOWN

vs. Conference Opponents	15-9
vs. Nonconference Opponents	8-3
vs. Ranked Opponents	6-4
Home Games	12-5
Road Games	10-5
Neutral Site Games	1-2
August	1-0
September	8-4
October	8-3
November	5-3
December	1-1
January	0-1

HEAD COACHING RECORD

Year	School	Won	Lost	Pct.	Bowl
2010	LA Tech	5	7	.417	
2011	LA Tech	8	5	.615	Poinsettia
2012	LA Tech	9	3	.750	
2013	Cal	1	11	.083	
2014	Cal	5	7	.417	
2015	Cal	8	5	.615	Armed Forces
2016	Cal	5	7	.417	
2017	SMU	0	1	.000	Frisco
2018	SMU	5	7	.417	
2019	SMU	10	3	.769	Boca Raton
2020	SMU	7	3	.700	
2021	SMU	8	4	.667	Fenway
2022	TCU	13	2	.867	CFP/Fiesta
2023	TCU	5	7	.417	
2024	TCU	5	3	.625	
Totals		94	75	.556	(12 Years)

RANKED WINS AS A HEAD COACH

Date	Opponent	Score
California		
9/17/16	No. 11 Texas	50-43
10/1/16	No. 18 Utah	28-23
SMU		
11/3/18	No. 17 Houston	45-31
9/21/19	at No. 25 TCU	41-38
10/3/20	No. 25 Memphis	30-27
TCU		
10/1/22	No. 18 Oklahoma	55-24
10/8/22	at No. 19 Kansas	38-31
10/15/22	No. 8 Oklahoma State	43-40 (2OT)
10/22/22	No. 17 Kansas State	38-28
11/12/22	at No. 18 Texas	17-10
12/31/22	vs. No. 2 Michigan	51-45

VS. ALL OPPONENTS

Abilene Christian	1-0
Air Force	1-0
Arizona	0-2
Arizona State	1-1
Arkansas State	1-0
Baylor	2-0
Boise State	0-1
BYU	1-1
Central Arkansas	1-0
Cincinnati	0-3
Colorado	2-2
Connecticut	1-0
East Carolina	1-1
Florida Atlantic	0-1
Fresno State	1-1
Georgia	0-1
Grambling State	2-0
Hawaii	1-2
Houston	4-3
Houston Baptist	1-0
Idaho	3-0
Illinois	1-0
Iowa State	1-1
Kansas	2-0
Kansas State	1-2
LIU	1-0
Louisiana Tech	1-1
Memphis	1-3
Michigan	1-1
Mississippi State	0-1
Navy	3-2
Nevada	1-1
New Mexico State	3-0
Nicholls	1-0
North Texas	3-1
Northwestern	1-1
Ohio State	0-1
Oklahoma	1-1
Oklahoma State	1-0
Ole Miss	1-0
Oregon	1-3
Oregon State	2-2
Portland State	1-0
Rice	1-0
Sacramento State	1-0
San Diego State	1-1
San Jose State	2-1
SMU	2-1
South Florida	2-0
Southern Miss	0-2
Stanford	1-4
Stephen F. Austin	1-0
Tarleton	1-0
TCU	2-2
Temple	2-0
Texas	3-1
Texas A&M	0-2
Texas State	3-0
Texas Tech	2-1
Tulane	4-0
Tulsa	1-3
UCF	1-2
UCLA	1-3
UNLV	1-0
USC	0-4
Utah	2-1
Utah State	2-1
UTSA	1-0
Virginia	1-0
Washington	1-3
Washington State	2-2
West Virginia	1-1
Total	94-75

2024 TCU NUMERICAL ROSTER

No.	Name	Pos.	Ht.	Wt.	Yr.	Hometown (High School)/Last
0	DJ Rogers	TE	6-4	250	JR	Sammamish, Wash. (Eastside Catholic)
1	Abe Camara	S	6-0	185	SR	Alpharetta, Ga. (West Forsyth)/Coffeyville CC
1	Hauss Hejny	QB	6-0	195	FR	Aledo, Texas (Aledo)
2	Jamel Johnson	S	6-1	200	SO	Arlington, Texas (Sequin)
2	Trey Sanders	RB	6-0	215	SR	Port Saints Joe, Fla. (IMG Academy)/Alabama
3	Kaleb Elarms-Orr	LB	6-2	235	JR	Hayward, Calif. (Moreau Catholic)/Cal
3	Savion Williams	WR	6-5	225	SR	Marshall, Texas (Marshall)
4	Cam Cook	RB	5-11	195	SO	Round Rock, Texas (Stony Point)
4	Namdi Obiazor	LB	6-3	220	SR	Eden Prairie, Minn. (Eden Prairie)/Iowa Western CC
6	Shad Banks Jr.	LB	6-1	245	SR	Houston, Texas (North Shore)/Texas A&M
6	LaMareon James	CB	5-10	190	SR	Norfolk, Va. (Indian River)/Old Dominion
6	Dylan Wright	WR	6-4	205	SR	Dallas, Texas (West Mesquite)/Minnesota
7	Channing Canada	CB	6-1	185	JR	Boutte, La. (Hahnville)/Trinity Valley CC
7	JP Richardson	WR	6-0	195	SR	Missouri City, Texas (Ridge Point)/Oklahoma State
9	Marcel Brooks	LB	6-2	215	SR	Fort Worth, Texas (Marcus)/LSU
9	Drake Dabney	TE	6-5	255	SR	Cypress, Texas (Cypress Ranch)/Baylor
10	Josh Hoover	QB	6-2	200	SO	Heath, Texas (Rockwall-Heath)
11	Devean Deal	LB	6-4	250	JR	El Paso, Texas (Naaman Forest)/Tulane
11	JoJo Earle	WR	5-10	180	SR	Fort Worth, Texas (Aledo)/Alabama
12	Terrence Cooks Jr.	LB	6-2	225	JR	Pearland, Texas (Shadow Creek)/Texas
12	Lafayette Kaiuway	TE	6-6	250	RFR	Arlington, Texas (Sam Houston)
13	JaTravis Broughton	CB	5-11	195	SR	Tulsa, Okla. (Union)/Utah
13	Major Everhart	WR	5-11	175	SO	Amarillo, Texas (Tascosa)
14	Jordyn Bailey	WR	5-10	180	RFR	Denton, Texas (Ryan)
14	Austin Jordan	S	6-0	200	JR	Denton, Texas (Ryan)/Texas
15	Devyn Hidrogo	S	6-0	210	FR	Franklin, Texas (Franklin)
15	Nate Palmer	RB	6-0	190	FR	Decatur, Texas (Decatur)
16	Braylon James	WR	6-2	190	RFR	Round Rock, Texas (Stony Point)/Notre Dame
17	Trent Battle	RB	6-1	200	JR	Daphne, Ala. (Daphne)
17	Devondre McGee	CB	6-2	180	FR	Hearne, Texas (Conroe)
18	Jack Bech	WR	6-2	215	SR	Lafayette, La. (St. Thomas More)/LSU
18	Kaden McFadden	S	5-11	190	FR	Texarkana, Texas (Pleasant Grove)
19	Jonathan Bax	LB	6-3	235	SO	New Orleans, La. (Edna Karr)
19	Ken Seals	QB	6-3	220	JR	Azle, Texas (Weatherford)/Vanderbilt
20	Dominique Johnson	RB	6-1	230	JR	Crowley, Texas (Crowley)/Arkansas
20	Jevon McIver Jr.	CB	6-1	185	JR	Charlotte, N.C. (Rocky River)/Austin Peay
21	Ben Clark	S	6-2	185	JR	Alexandria, La. (Alexandria)
21	Steel Tobin	WR	5-7	160	FR	Dallas, Texas (Highland Park)
22	Fletcher Fierro	WR	6-1	185	FR	Rockwall, Texas (Rockwall-Heath)
22	Jordan Lester	S	6-2	180	RFR	Mesquite, Texas (Horn)
23	Derrick Carroll	RB	6-1	215	RFR	Memphis, Tenn. (Briarcrest Christian)
23	Richard Toney Jr.	S	6-0	195	JR	Arlington, Texas (Arlington)/Nevada
24	Avery Helm	CB	6-1	185	JR	Missouri City, Texas (Fort Bend Marshall)/Florida
25	Jaise Oliver	S	6-2	205	SR	Fairfield, Texas (Fairfield)/Tulsa
26	Vernon Glover	CB	6-1	185	SO	Dickinson, Texas (Dickinson)
26	Jeremy Payne	RB	5-10	180	FR	Missouri City, Texas (Hightower)
27	Cole Confessore	DB	6-0	185	FR	Burleson, Texas (Centennial)
27	Hayden Parga	QB	6-0	185	SO	Reno, Nev. (Reno)
28	Julian Knox	CB	6-2	200	FR	Fort Worth, Texas (North Crowley)
29	Jacob Porter	QB	6-2	170	SO	Fort Worth, Texas (Timber Creek)
29	Cam Smith	S	6-0	180	SR	Whiteville, N.C. (Whiteville)/Memphis
30	Kylan Salter	LB	6-2	225	RFR	Cedar Hill, Texas (Cedar Hill)
31	Ethan Craw	P	6-3	220	JR	Tasmania, Australia (Pro Kick Academy)
31	Jake Milliman	S	6-3	195	RFR	Lake Forest, Ill. (Lake Forest)
32	Brant Ahlfinger	RB	5-10	210	SO	Fort Worth, Texas (All Saints Episcopal)
33	Max Carroll	LB	6-3	225	RFR	Memphis, Tenn. (Briarcrest Christian)
34	Judson Crockett	S	6-0	180	FR	Austin, Texas (Westlake)
34	Kyle Lemmermann	PK	6-2	205	FR	Southlake, Texas (Carroll)
35	Colton Dobson	WR	5-11	170	JR	Nolensville, Tenn. (Nolensville)
35	Tristan Johnson	DL	6-3	275	FR	Hurst, Texas (L.D. Bell)
36	Joe Laterza	WR	6-5	195	JR	Arlington Heights, Ill. (Saint Viator)
36	Sebastian Peterson	S	6-0	180	FR	Anaheim, Calif. (Servite)
37	Hudson Hooper	LB	6-2	235	RFR	Cypress, Texas (Bridgeland)
40	Franklin Estrada II	RB	5-11	200	JR	Carrollton, Texas (Hebron)
40	Keviyann Huddleston	DL	6-2	265	RFR	Tyler, Texas (Chapel Hill)
41	Hunter Krepp	WR	6-1	185	SO	Dallas, Texas (Jesus Dallas)
41	TJ Willson	LB	6-0	205	SO	Loomis, Calif. (Del Oro)
42	Zachary Chapman	DL	6-5	255	RFR	Missouri City, Texas (Fort Bend Marshall)
42	Brent Matisck	TE	6-2	235	SR	McKinney, Texas (McKinney Boyd)
43	Blake Baldwin	LB	6-0	220	JR	Clovis, Calif. (Clovis East)

No.	Name	Pos.	Ht.	Wt.	Yr.	Hometown (High School)/Last
43	Ty Witte	DE	6-4	235	FR	Dallas, Texas (Parish Episcopal)
44	Cooper McDonald	LB	6-3	240	SR	Haslet, Texas (Northwest)/San Diego State
46	Rhett Steppe	LB	6-2	225	FR	Austin, Texas (Westlake)
47	Jake Booser	LB	6-2	220	JR	Waco, Texas (Bishop Louis Reicher Catholic)
47	Jax Porter	TE	6-6	230	SO	Dallas, Texas (IMG Academy)/Alabama
48	Joe Pitchford	RB	6-2	220	FR	Liberty Hill, Texas (Liberty Hill)
49	Cade Keith	TE	6-4	230	FR	Las Vegas, Nev. (Faith Lutheran)
51	Coltin Deery	OL	6-4	325	JR	Glen Mills, Penn. (Malvern Prep) Maryland
51	Luke Lingard	LB	6-1	220	JR	Colleyville, Texas (Colleyville Heritage)
52	James Brockermeier	OL	6-3	295	JR	Fort Worth, Texas (All Saints' Episcopal)/Alabama
53	Tobias Steppes	OL	6-6	300	FR	Lancaster, Texas (Lancaster)
54	Quinton Harris	OL	6-8	315	SO	Arlington, Texas (Sequin)
54	NaNa Osafo-Mensah	DL	6-3	255	SR	Fort Worth, Texas (Nolan Catholic)/Notre Dame
55	Blake Jones	DL	6-2	250	SO	Brenham, Texas (Brenham)
55	Remington Strickland	OL	6-4	305	JR	Sugar Land, Texas (Fort Bend Christian Academy)/Texas A&M
56	Ben Taylor-Whitfield	OL	6-6	315	SO	Duncanville, Texas (Duncanville)
57	Samir Camacho	OL	6-4	295	FR	Houston, Texas (Cy Falls)
57	Johnny Hodges	LB	6-2	240	SR	Darnestown, Md. (Quince Orchard)/Navy
58	Bless Harris	OL	6-5	320	SR	New Orleans, La. (St. Augustine)/Florida State
59	Lucas Vargas-Diaz	OL	6-2	265	RFR	Miami, Fla. (Fort Bend Christian Academy)/Miami (Fla.)
60	Cade Bennett	OL	6-3	300	JR	Scottsdale, Ariz. (Notre Dame Prep)/San Diego State
61	Riley Self	OL	6-4	290	JR	Lufkin, Texas (Lufkin)
62	Carson Bruno	OL	6-4	305	JR	Shreveport, La. (C.E. Byrd)/Louisiana Tech
64	Jackson McNeff	OL	6-5	295	RFR	Plano, Texas (Prestonwood Christian Academy)
65	Mike Stoker	OL	6-5	305	RFR	Dallas, Texas (South Oak Cliff)
66	Wesley Harvey	OL	6-8	300	FR	Muskogee, Okla. (Muskogee)
67	Hudson White	OL	6-2	300	JR	Abilene, Texas (Wylie)
69	Gannon Gaubert	OL	6-1	315	SO	Dallas, Texas (Highland Park)
70	Ryan Hughes	OL	6-6	290	FR	The Woodlands, Texas (The Woodlands)
71	Mike Nichols	OL	6-5	310	JR	Justin, Texas (Northwest)
75	Connor Lingren	DL	6-5	305	RFR	College Station, Texas (College Station)
76	Mitch Hodnett	OL	6-5	295	FR	Monroe, La. (Sterlington)
77	Robby Rochester	OL	6-5	290	JR	Southlake, Texas (Carroll)/UConn
78	Cooper Powers	OL	6-5	310	RFR	Danville, Calif. (De La Salle)
80	Sutton Lee	WR	5-10	175	SO	Denton, Texas (Guyer)
81	Chase Curtis	TE	6-5	240	SR	Pittsburg, Kan. (Pittsburg)/Neosho County CC
82	Dozie Ezukanma	WR	6-3	185	FR	Fort Worth, Texas (Timber Creek)
83	Keagan Cunningham	WR	6-2	180	JR	Denton, Texas (Ryan)
84	Gekyle Baker	WR	6-3	175	FR	Brownsboro, Texas (Brownsboro)
85	Parker Clark	WR	6-1	190	SO	Fort Worth, Texas (All Saints Episcopal)
87	Blake Nowell	WR	6-4	210	SR	Ardmore, Okla. (Plainview)
88	Eric McAlister	WR	6-3	205	JR	Azle, Texas (Azle)/Boise State
89	Austin Scheets	WR	6-8	210	JR	Colleyville, Texas (Covenant Christian Academy)/Weatherford College
90	Caleb Fox	DL	6-3	310	SR	The Woodlands, Texas (The Woodlands)/Stephen F. Austin
91	Tymon Mitchell	DL	6-3	320	SR	Nashville, Tenn. (Franklin Road)/Georgia
92	Luke Dodds	DL	6-4	250	JR	Round Rock, Texas (Round Rock)
93	Hakeem Ajijolaiya	DL	6-2	320	SR	Katy, Texas (Tompkins)/Houston
94	Micheal Ibukun-Okeyode	DL	6-5	250	SO	Garland, Texas (Rowlett)
95	Markis Deal	DL	6-5	325	RFR	Garland, Texas (Naaman Forest)
95	Caleb Sempebwa	PK	6-1	180	SO	McKinney, Texas (McKinney Boyd)
96	Travis Jackson	DL	6-4	250	FR	Tyler, Texas (Tyler Legacy)
96	Cal Keeler	SN	6-2	190	FR	Phoenix, Ariz. (Valley Christian)
97	Easton Black	P	6-3	210	SO	Peoria, Ariz. (Sunrise Mountain)
97	Paul Oyewale	DL	6-4	260	SO	Houston, Texas (Langham Creek)
98	Sterlin Brooks	DL	6-3	335	FR	Fort Worth, Texas (North Crowley)
98	Jax Thompson	SN	6-1	180	FR	Flower Mound, Texas (Flower Mound)
99	Avion Carter	DL	6-4	280	RFR	Amarillo, Texas (Tascosa)
99	Nate McCashland	PK	5-10	170	RFR	Lincoln, Neb. (Southeast)

TCU DEPTH CHART

OFFENSE

Pos.	No.	Player	Ht.	Wt.	Yr.
QB	10	Josh Hoover	6-2	200	So.
	19	Ken Seals	6-3	220	Jr.
	1	Hauss Hejny	6-0	190	Fr.
RB	4	Cam Cook OR	5-11	195	So.
	17	Trent Battle	6-1	200	Jr.
	2	Trey Sanders	6-0	215	Sr.
	20	Dominique Johnson OR	6-1	230	Jr.
	26	Jeremy Payne OR	5-10	180	Fr.
	15	Nate Palmer	6-0	190	Fr.
TE	9	Drake Dabney	6-5	255	Sr.
	81	Chase Curtis	6-5	240	Sr.
	0	DJ Rogers	6-4	250	Jr.
	12	Lafayette Kaiuway	6-6	250	RFr.
LWR	3	Savion Williams	6-5	225	Sr.
	87	Blake Nowell	6-4	210	Sr.
IWR	7	JP Richardson	6-0	195	Sr.
	11	JoJo Earle OR	5-10	180	Sr.
	14	Jordyn Bailey	5-10	180	RFr.
	13	Major Everhart	5-11	175	So.
RWR	18	Jack Bech	6-2	215	Sr.
	6	Dylan Wright	6-4	205	Sr.
	88	Eric McAlister	6-3	205	Jr.
	16	Braylon James OR	6-2	190	RFr.
	82	Dozie Ezukanma	6-3	185	Fr.
LT	58	Bless Harris	6-5	320	Sr.
	56	Ben Taylor-Whitfield	6-6	315	So.
	70	Ryan Hughes	6-6	290	Fr.
LG	51	Coltin Deery OR	6-4	325	Jr.
	55	Remington Strickland	6-4	300	Jr.
	57	Samir Camacho	6-4	295	Fr.
C	52	James Brockermeyer OR	6-3	295	Jr.
	51	Coltin Deery	6-4	325	Jr.
	78	Cooper Powers	6-5	310	RFr.
RG	62	Carson Bruno	6-4	305	Jr.
	77	Robby Rochester	6-5	290	Jr.
	76	Mitch Hodnett	6-5	295	Fr.
RT	56	Ben Taylor-Whitfield	6-6	315	So.
	71	Mike Nichols	6-5	310	Sr.
	54	Quinton Harris	6-8	315	So.
	65	Mike Stoker	6-5	305	RFr.
	66	Wesley Harvey	6-8	300	Fr.

SPECIALISTS

PK	34	Kyle Lemmermann	6-2	205	Fr.
	99	Nate McCashland	5-10	170	RFr.
H	97	Easton Black	6-3	195	Fr.
	31	Ethan Crow	6-3	220	Jr.
LSN	42	Brent Maticcik	6-2	235	Sr.
SSN	42	Brent Maticcik	6-2	235	Sr.
KO	34	Kyle Lemmermann	6-2	205	Fr.
P	31	Ethan Crow	6-3	220	Jr.
	97	Easton Black	6-3	195	Fr.
PR	7	JP Richardson	6-0	195	Sr.
	18	Jack Bech	6-2	215	Sr.
KR	13	Major Everhart	5-11	175	So.
	14	Jordyn Bailey	5-10	180	RFr.

DEFENSE

Pos.	No.	Player	Ht.	Wt.	Cl.
N	95	Markis Deal	6-5	325	RFr.
	91	Tymon Mitchell	6-3	320	Sr.
	93	Hakeem Ajijolaiya	6-2	320	Sr.
	75	Connor Lingren	6-5	305	So.
T	90	Caleb Fox	6-3	310	Sr.
	42	Zachary Chapman	6-5	255	RFr.
	35	Tristan Johnson	6-3	275	Fr.
EDGE	54	NaNa Osafo-Mensah	6-3	255	Sr.
	96	Travis Jackson	6-4	250	Fr.
	40	Keviyian Huddleston	6-2	265	RFr.
EDGE	44	Cooper McDonald OR	6-3	240	Sr.
	11	Devean Deal	6-4	250	Jr.
	19	Jonathan Bax	6-3	235	So.
MLB	9	Marcel Brooks	6-2	215	Sr.
	57	Johnny Hodges	6-2	240	Sr.
	3	Kaleb Elarms-Orr	6-2	235	Jr.
WLB	4	Namdi Obiazor	6-3	220	Sr.
	33	Max Carroll	6-3	225	RFr.
	6	Shad Banks Jr.	6-1	240	Sr.
N	1	Abe Camara	6-0	190	Sr.
	25	Jaise Oliver	6-2	203	Sr.
	14	Austin Jordan	6-0	200	Jr.
BS	2	Jamel Johnson	6-1	200	So.
	29	Cam Smith	6-0	180	Sr.
	18	Kaden McFadden	5-11	190	Fr.
FS	21	Bud Clark	6-2	185	Jr.
	23	Richard Toney Jr.	6-0	195	Jr.
	22	Jordan Lester	6-2	180	RFr.
BC	13	JaTravis Broughton	5-11	195	Sr.
	20	Jevon McIver Jr.	6-2	185	Jr.
	28	Julian Knox	6-2	200	Fr.
FC	6	LaMareon James	5-10	190	Sr.
	7	Channing Canada	6-1	185	Jr.
	17	Devondre McGee	6-2	180	Fr.

PRONUNCIATION GUIDE

Hakeem Ajijolaiya, DL _____ Uh-JIHJ-oh-lie-uh
 Gekyle Baker, WR _____ Juh-kyle
 JaTravis Broughton, CB _____ Juh-travis
 Abe Camara, S _____ kuh-MAIR-uh
 Samir Camacho, OL _____ Saw-meer
 Devean Deal, Edge _____ Devin
 Kaleb Elarms-Orr, LB _____ EE-larms Orr
 Dozie Ezukanma, WR _____ Eh-zoo-con-muh
 Hauss Hejny, QB _____ Hay-knee
 Devyn Hidrogo, S _____ Devin Hih-drog-oh
 LaMareon James, CB _____ Lah-MARR-ee-on
 Lafayette Kaiuway, TE _____ Kie-YOU-way
 Jevon McIver Jr., CB _____ Mick-KYE-ver
 Namdi Obiazor, S _____ nam-dee Oh-bee-eye-zor
 NaNa Osafo-Mensah, Edge _____ Oh-saw-fuh Men-suh
 Paul Oyewale, Edge _____ Oh-yay-wall-ay
 Dylan Wright, WR _____ DAY-lynn

2024 DEPTH CHART PLAYER BRIEFS

OFFENSE

QB	10	Josh Hoover	6-2	200	So.	5th in the FBS in passing yds (2,614), T-8th in TD passes (19); Has passed for at least 300 yards in 10 of 14 career starts
	19	Ken Seals	6-3	220	Jr.	Made 22 starts at Vandy; Holds school career record for completion pct. (60.5); 7th in VU history w/ 4,292 yds passing
	1	Hausse Hejny	6-0	190	Fr.	Has 7 carries for 17 yards; Led nearby Aledo HS to two state titles; Nation's No. 12 QB recruit by 247Sports
RB	4	Cam Cook OR	5-11	195	So.	368 yds, 6 TDs; Ran for a career-high 81 yds on a career-best 20 carries at Stanford; 77 yds vs. Houston; 3 TDs vs. LIU
	17	Trent Battle	6-1	200	Jr.	Sidelined by injury the opening 5 games; 8 carries, 45 yds w/ 2 rec., 19 yds at Utah in first extensive action of the season
	2	Trey Sanders	6-0	215	Sr.	35 yds in '24; 2nd on TCU w/ 6 TDs in '23, 3 vs. Colorado in TCU debut; Alabama transfer; Nation's No. 1 HS RB
	20	Dominique Johnson OR	6-1	230	Jr.	53 yds, 1 TD; Played for OC Briles, RB Coach Smith at Arkansas; Rushed for 785 yds, 8 TDs in 4 seasons at UA
	26	Jeremy Payne OR	5-10	180	Fr.	3rd on TCU w/ 137 yards; First career start in UH game; Career-best 65 yds at KU; Four-star recruit, nation's No. 20 RB
	15	Nate Palmer	6-0	190	Fr.	Early enrollee who took part in spring practice; 4,910 yards rushing, 71 TDs in prep career; Nation's No. 33 RB in HS
TE	9	Drake Dabney	6-5	255	Sr.	13 rec. for 100 yds; Set Baylor record for TE receiving yds w/ 552 in '23; 2023 All-Big 12; TD catch vs. TCU in '21
	81	Chase Curtis	6-5	240	Sr.	7 rec. for 77 yds; 18-yd TD vs. LIU; Team Captain; 7th year of college (2 at JC, 5 at TCU); Career-high 15 catches in '23
	0	DJ Rogers	6-4	250	Jr.	8-yd 4th Q TD vs. Texas Tech; Both of his 2 career TDs vs. Tech; Has 5 rec.; Two-time First-Team Academic All-Big 12
LWR	3	Savion Williams	6-5	225	Sr.	2nd on TCU w/ 39 rec. and 156 yards rushing; Team-best 72 yards rushing each of the last 2 games; Former HS QB
	87	Blake Nowell	6-4	210	Sr.	Has 5 rec.; Career-long 46-yd catch vs. LIU; Career-high 3 rec. at Tech in '23; Returned blocked punt for TD vs. Nicholls
IWR	7	JP Richardson	6-0	195	Sr.	Third on TCU w/ 36 catches; Career-high 9 grabs for 98 yards vs. Houston; Career-best 107 yards on 6 rec. at Stanford
	11	JoJo Earle OR	5-10	180	Sr.	7 rec. in '24; 2 carries, 21 yds at KU; Closed '23 w/ season-best 4 rec. for career-high 95 yds, including TD, at Oklahoma
	14	Jordyn Bailey	5-10	180	RFr.	6-yd TD at SMU; 5 rec. in '24; Played 4 games in '23, preserving redshirt; TCU's top kickoff returner with a 19.4 avg.
	13	Major Everhart	5-11	175	So.	Sidelined last 7 games; Placed 6th on TCU w/ 20 rec. in '23; TCU's primary KR; 86-yard return vs. Colorado in '23
RWR	18	Jack Bech	6-2	215	Sr.	7th in FBS in receiving yds (825), T-11th in TDs (7); 46 rec.; 4 100-yd gms; Led LSU w/ 43 rec. as true freshman in '21
	6	Dylan Wright	6-4	205	Sr.	Sidelined first 5 contests by injury; Appeared in 7 games in '23 before season-ending injury; Had 11 rec., 187 yds, 2 TDs
	88	Eric McAlister	6-3	205	Jr.	Game-winning 84-yd TD vs. Tech; Team-best 24.4 yds per rec.; 100 yds at KU, 114 at SMU; 47-873-5 for Boise St. in '23
	16	Braylon James OR	6-2	190	RFr.	2 rec. for 6 yds; Notre Dame transfer; Under Armour All-American rated by ESPN as the nation's No. 10 WR in HS
	82	Dozie Ezukanma	6-3	185	Fr.	Fort Worth native; Ranked by 247Sports as No. 117 WR in nation; 52 rec, 877 yds, 12 TDs as senior at Timber Creek HS
LT	58	Bless Harris	6-5	320	Sr.	Made 5 starts while playing in 11 games for Florida State in '23; Started the '22 FSU opener before season-ending injury
	56	Ben Taylor-Whitfield	6-6	315	So.	Started at RT last 4 games; Started at LG vs. WVU in '23, becoming first TCU true freshman to start on o-line since '12
LG	51	Coltin Deery OR	6-4	325	Jr.	Has made 15 straight starts at LG; First-Team Academic All-Big 12 w/ a 4.0 GPA; Began his career at Maryland
	55	Remington Strickland	6-4	300	Jr.	Played in 9 games over the 2022 and 2023 seasons for Texas A&M; Three-star recruit at Fort Bend Christian Academy
	57	Samir Camacho	6-4	295	Fr.	Three-star recruit rated the nation's No. 88 interior lineman by 247Sports; No. 150 overall prospect in Texas
C	52	James Brockermeyer OR	6-3	295	Jr.	Played in 14 games for Alabama in '23; Spent 3 yrs in Tuscaloosa; Nation's top-ranked center at All Saints in Fort Worth
	51	Coltin Deery	6-4	325	Jr.	Has made 15 straight starts at LG; First-Team Academic All-Big 12 w/ a 4.0 GPA; Began his career at Maryland
RG	62	Carson Bruno	6-4	305	Jr.	Started all 24 games the previous 2 seasons at Louisiana Tech; played at RT in '23; Received All-Conference USA honors
	77	Robby Rochester	6-5	290	Jr.	Sidelined by injury last season; Appeared in 13 games in 2022; Played his first two seasons at UConn
RT	56	Ben Taylor-Whitfield	6-6	315	So.	Started at RT last 4 games; Started at LG vs. WVU in '23, becoming first TCU true freshman to start on o-line since '12
	71	Mike Nichols	6-5	310	Sr.	Started the opening 4 games; Made 6 starts at RT in '23 with a season-best 102 snaps at Houston

DEFENSE

N	95	Markis Deal	6-5	325	RFr.	Started last 4 games; Huge FR late vs. Tech; 2.5 TFLs; Key PBU in win at KU; Played 4 games in '23, preserving redshirt
	91	Tymon Mitchell	6-3	320	Sr.	Int. & key fourth-down stop at Stanford; Appeared in all 35 games the last 3 seasons; Played on Georgia's '21 title team
	93	Hakeem Ajijolaiya	6-2	320	Sr.	FF late vs. Tech led to TCU win; Has 9 tackles; Played 40 games over his career at Houston; 6 starts at NT for UH in '23
T	90	Caleb Fox	6-3	310	Sr.	20 straight starts last 2 years; FR vs Tech; Blocked FG vs. UCF; Played for TCU d-line coach JaMarkus McFarland at SFA
	42	Zachary Chapman	6-5	255	RFr.	2nd on TCU w/ 3.0 sacks; Career-high 6 tackles vs. Tech; Four-star recruit; Nation's No. 51 d-lineman; Shot putter in HS
	35	Tristan Johnson	6-3	275	Fr.	Nation's No. 125 d-lineman by 247Sports; Rated as No. 172 prospect in Texas; 60 stops, including 18 TFLs, 10 sacks
EDGE	54	NaNa Osafo-Mensah	6-3	255	Sr.	Fort Worth native; 19 stops, 3 TFLs, sack; 4 QBH at Stanford; 39 gms for Notre Dame; Has bachelor's & master's degrees
	96	Travis Jackson	6-4	250	Fr.	Has 11 tackles, 9 solo; Played in all 8 games; Ranked by 247Sports as nation's No. 30 edge rusher, No. 61 recruit in Texas
	40	Keiyan Huddleston	6-2	265	RFr.	Has played in 2 games; Rated by 247Sports as the No. 55 edge rusher, No. 90 overall prospect in Texas
EDGE	44	Cooper McDonald OR	6-3	240	Sr.	Tied for 3rd on TCU w/ 2.5 sacks & 3.5 TFLs; 22 stops; Played last 2 seasons at San Diego State after 2 at Washington
	11	Devean Deal	6-4	250	Jr.	Tops TCU w/ 3.5 sacks; 2nd w/ 5.5 TFLs; TCU-best 9 tackles vs. Tech; All-AAC at Tulane in '23 w/ 12.0 TFLs, 4.0 sacks
	19	Jonathan Bax	6-3	235	So.	Played in 10 games in '23; Rated by 247Sports as the No. 30 overall prospect in Louisiana; Nation's No. 69 edge rusher
	9	Marcel Brooks	6-2	215	Sr.	T-3rd on TCU w/ 2.5 sacks, inc. 1.5 at Stanford; HS WR; Played 11 games as true freshman for LSU's 2019 title team
MLB	57	Johnny Hodges	6-2	240	Sr.	Team-best 58 tackles w/ 3.0 for loss; 8 stops in win vs. Texas Tech; Topped TCU in '22 w/ 87 tackles; 2022 All-Big 12
	3	Kaleb Elarms-Orr	6-2	235	Jr.	30 stops, 2 TFL; Sack at Utah; 2nd-Team All-Pac-12 at Cal in '23; Led Golden Bears w/ 92 tackles, inc. 16 vs. ASU
WLB	4	Namdi Obiazor	6-3	220	Sr.	Team-best 6.5 TFLs, T-3rd w/ 2.5 sacks; 2nd w/ 53 stops, inc. 9 vs. Tech; Led TCU w/ 84 tackles in '23; 2 starts at S in '22
	33	Max Carroll	6-3	225	RFr.	11 tackles; Career-high 6 stops vs. LIU; Played 4 games in '23 to preserve redshirt; Four-star recruit; No. 11 player in TN
	6	Shad Banks Jr.	6-1	240	Sr.	Punt block at Utah; Started 8 games in '23 w/ team-best 8.5 TFLs; 3rd w/ 62 tackles; Has been a KR at TCU; WR in HS
N	1	Abe Camara	6-0	190	Sr.	5th on TCU w/ 35 stops; T-3rd w/ 3.5 TFLs; Played all 35 games the last 3 years; Made 8 starts in the '22 CFP season
	25	Jaise Oliver	6-2	203	Sr.	Played 41 games over 4 yrs at Tulsa; Has 6 career picks, including 4 in '23; Earned bachelor's & master's degrees at Tulsa
BS	2	Jamel Johnson	6-1	200	So.	3rd on TCU w/ 51 tackles, nearly tripling his total of 19 as a true freshman in '23; 11 stops vs. UCF & Stanford
	29	Cam Smith	6-0	180	Sr.	Sidelined opening 5 games by injury; 7 tackles; 11 starts for Memphis in '23 w/ 57 tackles, 3 Intcs., 6 PBUs, 2 QBH
FS	21	Bud Clark	6-2	185	Jr.	Key late Int. at Utah; 39 stops; Team Captain 2nd straight year; Pick 6 vs. Michigan for TCU's first points in CFP win
	23	Richard Toney Jr.	6-0	195	Jr.	Team-best 7 tackles, PBU vs. LIU in first TCU start; 9 starts for Nevada in '23, playing for TCU LB Coach Ken Wilson
	22	Jordan Lester	6-2	180	RFr.	Saw action in 3 games in '23, preserving a redshirt season; Ranked by 247Sports as the nation's No. 87 safety at Horn HS
BC	13	JaTravis Broughton	5-11	195	Sr.	5 PBUs, 32 stops; 4 PBUs in TCU debut in win at Stanford; Career-high 12 stops vs. UCF; 29 starts for Utah; All-Pac-12
	20	Jevon McIver Jr.	6-2	185	Jr.	First-Team All-United Athletic Conference at Austin Peay in '23; Began his career w/ 2 seasons at D-II Lenoir-Rhyne
FC	6	LaMareon James	5-10	190	Sr.	Int. sealed win at KU; Team-best 6 PBUs; All-Sun Belt at ODU in '23; 7th player in history w/ Int., FR TDs same game
	7	Channing Canada	6-1	185	Jr.	19 stops in '24; 5 tackles vs. Utah & Kansas; First career start in '23 finale at Oklahoma; Nation's top-ranked JC corner

SPECIALISTS

PK	34	Kyle Lemmermann	6-2	205	Fr.	8-of-13 on FGs for the season; Career-long 48-yard FG vs. LIU; Nation's top-ranked kicker in 247Sports Composite
H	97	Easton Black	6-3	195	Fr.	Second-team punter in his first season as the holder; Third year in the program
SN	42	Brent Maticisk	6-2	235	Sr.	Team Captain; Third season as the short and long snapper; Brother, Ross, snaps for the Jacksonville Jaguars
KO	34	Kyle Lemmermann	6-2	205	Fr.	20 touchbacks on 47 kickoffs this season; Totaled 88 TBs on 128 KOs for Southlake Carroll High School in '23
P	31	Ethan Craw	6-3	220	Jr.	41.3 avg. on 27 punts; Attended same Pro Kick Academy in Australia as former TCU punter Jordy Sandy (2019-23)
PR	7	JP Richardson	6-0	195	Sr.	89-yd TD at KU; T-4th longest in TCU history; 11.7 avg. on 16 returns this season; Recorded a 13.8 avg. on 6 PRs in '23
KR	13	Major Everhart	5-11	175	So.	14.0 avg. on 2 returns at Stanford; 22.3 season mark in '23; 86-yard return to set up TD vs. Colorado in last year's opener
	14	Jordyn Bailey	5-10	180	RFr.	Has a 19.4 season average on 8 returns; 93-yard TD on second-half kickoff at SMU negated by penalty

THE LAST TIME...

TEAM SCORED 60 OR MORE:

- ▶ TCU: 11/26/2022, 62 vs. Iowa State (W, 62-14)
- ▶ Opp.: 9/21/2024, 66, SMU (L, 42-66)

TEAM SCORED 50 OR MORE:

- ▶ TCU: 12/31/2022, 51 vs. Michigan (W, 51-45)
- ▶ Opp.: 9/21/2024, 66, SMU (L, 42-66)

TEAM SCORED DOUBLE DIGITS EACH QUARTER:

- ▶ TCU: 11/5/2016, at Baylor (W, 62-22)
- ▶ Opp.: 11/24/2023, 69, Oklahoma (L, 45-69)

TEAM DID NOT SCORE A TOUCHDOWN:

- ▶ TCU: 10/21/2023, at Kansas State (L, 3-41)
- ▶ Opp.: 9/7/2024, LIU (W, 45-0)

TEAM HAD 600 OR MORE YARDS TOTAL OFFENSE:

- ▶ TCU: 10/1/2022, 668 vs. Oklahoma (W, 55-24)
- ▶ Opp.: 11/24/2023, 607, Oklahoma (L, 45-69)

TEAM HAD 500 YARDS TOTAL OFFENSE:

- ▶ TCU: 9/28/2024, 507 at Kansas (W, 38-27)
- ▶ Opp.: 9/14/2024, 519, UCF (L, 34-35)

TEAM HAD 400 YARDS TOTAL OFFENSE:

- ▶ TCU: 10/26/2024, 461 vs. Texas Tech (W, 35-34)
- ▶ Opp.: 10/26/2024, 438, Texas Tech (W, 35-34)

TEAM HAD 200 OR FEWER YARDS TOTAL OFFENSE:

- ▶ TCU: 1/9/2023, 188 vs. Georgia (L, 7-65)
- ▶ Opp.: 9/7/2024, 127, LIU (W, 45-0)

TEAM PASSED FOR 500 OR MORE YARDS:

- ▶ TCU: 9/26/2015, 503 at Texas Tech (W, 55-52)
- ▶ Opp.: 9/2/2023, 510, Colorado (L, 42-45)

TEAM PASSED FOR 400 YARDS:

- ▶ TCU: 9/21/2024, 415 at SMU (L, 42-66)
- ▶ Opp.: 11/24/2023, 400, Oklahoma (L, 45-69)

TEAM PASSED FOR 300 YARDS:

- ▶ TCU: 10/26/2024, 344 vs. Texas Tech (W, 35-34)
- ▶ Opp.: 11/24/2023, 400, Oklahoma (L, 45-69)

TEAM PASSED FOR FEWER THAN 100 YARDS:

- ▶ TCU: 11/7/2020, 73 vs. Texas Tech (W, 34-18)
- ▶ Opp.: 9/7/2024, 68, LIU (W, 45-0)

TEAM COMPLETED 10 OR FEWER PASSES:

- ▶ TCU: 11/20/2021, 10 vs. Kansas (W, 31-28)
- ▶ Opp.: 9/7/2024, 9, LIU (W, 45-0)

TEAM HAD NO PASSING TOUCHDOWNS:

- ▶ TCU: 10/19/2024, at Utah (W, 13-7)
- ▶ Opp.: 9/7/2024, LIU (W, 45-0)

TEAM RUSHED FOR 300 YARDS OR MORE:

- ▶ TCU: 10/1/2022, 361 vs. Oklahoma (W, 55-24)
- ▶ Opp.: 10/21/2023, 343, Kansas State (L, 3-41)

TEAM RUSHED FOR 200 YARDS:

- ▶ TCU: 9/16/2023, 250 at Houston (W, 36-13)
- ▶ Opp.: 10/4/2024, 207, Houston (L, 19-30)

TEAM RUSHED FOR 100 YARDS OR FEWER:

- ▶ TCU: 10/4/2024, 66 vs. Houston (L, 19-30)
- ▶ Opp.: 10/19/2024, 68, Utah (W, 13-7)

TEAM HAD 60 OR MORE RUSHING ATTEMPTS:

- ▶ TCU: 9/28/2019, 61 vs. Kansas (W, 51-14)
- ▶ Opp.: 11/13/2021, 62, Oklahoma State (L, 17-63)

TEAM HAD 50 OR MORE RUSHING ATTEMPTS:

- ▶ TCU: 9/16/2023, 51 at Houston (W, 36-13)
- ▶ Opp.: 10/26/2024, 50, Texas Tech (W, 35-34)

TEAM HAD 4 OR MORE RUSHING TDS IN A GAME:

- ▶ TCU: 9/7/2024, 4 vs. LIU (W, 45-0)
- ▶ Opp.: 11/24/2023, 5, Oklahoma (L, 45-69)

TEAM HAD TWO PLAYERS WITH 100 YARDS RECEIVING:

- ▶ TCU: 9/28/2024, Jack Bech (131), Eric McAlister (100) at Kansas (W, 38-27)
- ▶ Opp.: 9/2/2023, Dylan Edwards (135), Travis Hunter (119), Xavier Weaver (118), Jimmy Horn Jr. (117), Colorado (L, 42-45)

TEAM HAD 30 OR MORE FIRST DOWNS:

- ▶ TCU: 10/14/2023, 30 vs. BYU (W, 44-11)
- ▶ Opp.: 9/14/2024, 30, UCF (L, 34-35)

TEAM HAD NO TURNOVERS:

- ▶ TCU: 9/14/2024, vs. UCF (L, 34-35)
- ▶ Opp.: 10/4/2024, Houston (L, 19-30)

TEAM LOST 4 OR MORE FUMBLES:

- ▶ TCU: 12/5/2020, 4 vs. Oklahoma State (W, 29-22)
- ▶ Opp.: 11/27/2015, 4, Baylor (W, 28-21, 2OT)

TEAM HAD 5 OR MORE FUMBLES:

- ▶ TCU: 9/21/2024, 5 at SMU (L, 42-66)
- ▶ Opp.: 10/26/2014, 5, Texas Tech (W, 35-34)

TEAM HAD TWO 100-YARD RUSHERS:

- ▶ TCU: 10/1/2022, Kendre Miller (136), Max Duggan (116) vs. Oklahoma (W, 55-24)
- ▶ Opp.: 11/13/2021, Dominic Richardson (134), Jaylen Warren (113), Oklahoma State (L, 17-63)

TEAM KICKOFF RETURN YARDAGE 150 OR MORE:

- ▶ TCU: 9/2/2023, 150 vs. Colorado (L, 42-45)
- ▶ Opp.: 9/16/2023, 201, Houston (W, 36-13)

TEAM SCORED A TWO-POINT CONVERSION:

- ▶ TCU: 11/24/2023, at Oklahoma (L, 45-69)
- ▶ Opp.: 9/21/2024, SMU (L, 42-66)

TEAM DID NOT PUNT ENTIRE GAME:

- ▶ TCU: 11/18/2023, vs. Baylor (W, 42-17)
- ▶ Opp.: 9/21/2024, SMU (L, 42-66)

TEAM WAS AHEAD AT HALFTIME AND LOST:

- ▶ TCU: 9/14/2024, vs. UCF (L, 34-35)
- ▶ Opp.: 10/26/2024, Texas Tech (W, 35-34)

TEAM WAS SHUTOUT IN FIRST HALF:

- ▶ TCU: 12/26/2018, vs. Cal (W, 10-7, OT)
- ▶ Opp.: 10/19/2024, Utah (W, 13-7)

TEAM WAS SHUTOUT IN SECOND HALF:

- ▶ TCU: 10/21/2023, at Kansas State (L, 3-41)
- ▶ Opp.: 9/7/2024, LIU (W, 45-0)

TEAM WAS SHUTOUT FOR ENTIRE GAME:

- ▶ TCU: 11/16/1991, at Texas (L, 0-32)
- ▶ Opp.: 9/7/2024, LIU (W, 45-0)

TEAM COMMITTED 10 OR MORE PENALTIES:

- ▶ TCU: 9/21/2024, 14 at SMU (L, 42-66)
- ▶ Opp.: 11/14/2020, 10, West Virginia (L, 6-24)

TEAM HAD 100 OR MORE PENALTY YARDS:

- ▶ TCU: 9/21/2024, 14-135 at SMU (L, 42-66)
- ▶ Opp.: 11/5/2016, 11-121, Baylor (W, 62-22)

TEAM HAD ONE OR FEWER PENALTIES:

- ▶ TCU: 10/8/2022, 1 at Kansas (W, 38-31)
- ▶ Opp.: 11/18/2023, 1, Baylor (W, 42-17)

TEAM ATTEMPTED ONSIDE KICK:

- ▶ TCU: 9/21/2024, at SMU (L, 42-66)
- ▶ Opp.: 8/30/2024, Stanford (W, 34-27)

THE LAST TIME...

TEAM RECOVERED ONSIDE KICK:

- ▶ TCU: 10/25/2014, vs. Texas Tech (W, 82-27)
- ▶ Opp.: 11/28/2020, Kansas (W, 59-23)

DEFENSE WITH 3 OR MORE INTERCEPTIONS:

- ▶ TCU: 9/25/2021, 3 vs. SMU (L, 34-42)
- ▶ Opp.: 10/7/2023, 4, Iowa State (L, 14-27)

DEFENSE RECORDED A SAFETY:

- ▶ TCU: 10/30/2021, at Kansas State (L, 12-31)
- ▶ Opp.: 10/3/2020, Texas (W, 33-31)

PLAYER HAD 600 OR MORE YARDS PASSING:

- ▶ TCU: 11/3/1990, 690 Matt Vogler vs. Houston (L, 35-56)
- ▶ Opp.: N/A

PLAYER HAD 500 YARDS PASSING:

- ▶ TCU: 11/3/1990, 690 Matt Vogler vs. Houston (L, 35-56)
- ▶ Opp.: 9/2/2023, 510 Shedeur Sanders, Colorado (L, 42-45)

PLAYER HAD 400 YARDS PASSING:

- ▶ TCU: 9/14/2024, 402 Josh Hoover vs. UCF (L, 34-35)
- ▶ Opp.: 11/24/2023, 400 Dillon Gabriel, Oklahoma (L, 45-69)

PLAYER HAD 30 OR MORE COMPLETIONS:

- ▶ TCU: 9/14/2024, 35 Josh Hoover vs. UCF (L, 34-35)
- ▶ Opp.: 9/2/2023, 38 Shedeur Sanders, Colorado (L, 42-45)

PLAYER HAD 25 COMPLETIONS:

- ▶ TCU: 9/28/2024, 28 Josh Hoover at Kansas (W, 38-27)
- ▶ Opp.: 11/2/2023, 28 Behren Morton, Texas Tech (L, 28-35)

PLAYER ATTEMPTED 50 OR MORE PASSES:

- ▶ TCU: 9/14/2024, 52 Josh Hoover vs. UCF (L, 34-35)
- ▶ Opp.: 10/11/2014, 55 Bryce Petty, Baylor (L, 58-61)

PLAYER HAD 4 OR MORE PASSING TOUCHDOWNS:

- ▶ TCU: 9/14/2024, 4 Josh Hoover vs. UCF (L, 34-35)
- ▶ Opp.: Opp.: 9/2/2023, 4 Shedeur Sanders, Colorado (L, 42-45)

PLAYER HAD 150 OR MORE RECEIVING YARDS:

- ▶ TCU: 9/21/2024, 166 Jack Bech at SMU (L, 42-66)
- ▶ Opp.: 1/9/2023, 152 Brock Bowers, Georgia (L, 7-65)

PLAYER HAD 10 OR MORE RECEPTIONS:

- ▶ TCU: 9/28/2024, 10 Jack Bech at Kansas (W, 38-27)
- ▶ Opp.: 11/24/2023, 12 Drake Stoops, Oklahoma (L, 45-69)

PLAYER HAD 3 OR MORE RECEIVING TOUCHDOWNS:

- ▶ TCU: 10/16/2021, 3 Quentin Johnston at Oklahoma (L, 31-52)
- ▶ Opp.: 9/2/2023, 3 Dylan Edwards, Colorado (L, 42-45)

PLAYER HAD A RECEIVING TOUCHDOWN 50 OR MORE YARDS:

- ▶ TCU: 10/26/2024, 84 Eric McAlister vs. Texas Tech (W, 35-34)
- ▶ Opp.: 10/19/2024, 71 Money Parks, Utah (W, 13-7)

PLAYER HAD A RECEIVING TOUCHDOWN 70 OR MORE YARDS:

- ▶ TCU: 10/26/2024, 84 Eric McAlister vs. Texas Tech (W, 35-34)
- ▶ Opp.: 10/19/2024, 71 Money Parks, Utah (W, 13-7)

PLAYER HAD 30 OR MORE CARRIES:

- ▶ TCU: 12/26/2018, 32 Sewo Olonilua vs. Cal (W, 10-7, OT)
- ▶ Opp.: 10/26/2024, 30 Tahj Brooks, Texas Tech (W, 35-34)

PLAYER HAD 20 CARRIES:

- ▶ TCU: 8/30/2024, 20 Cam Cook at Stanford (W, 34-27)
- ▶ Opp.: 10/26/2024, 30 Tahj Brooks, Texas Tech (W, 35-34)

PLAYER WITH 100 YARDS RUSHING:

- ▶ TCU: 11/24/2023, 150 Emani Bailey at Oklahoma (L, 45-69)
- ▶ Opp.: 10/26/2024, 121 Tahj Brooks, Texas Tech (W, 35-34)

PLAYER WITH 4 OR MORE RUSHING TOUCHDOWNS:

- ▶ TCU: 11/5/2016, 5 Kyle Hicks vs. Baylor (W, 62-22)
- ▶ Opp.: 10/10/2015, 4 Joe Hubener, Kansas State (W, 52-45)

PLAYER WITH 3 RUSHING TOUCHDOWNS:

- ▶ TCU: 9/7/2024, 3 Cam Cook vs. LIU (W, 45-0)
- ▶ Opp.: 9/21/2024, 3 Brashard Smith, SMU (L, 42-66)

PLAYER WITH A RUSHING TOUCHDOWN 70 OR MORE YARDS:

- ▶ TCU: 11/12/2022, 75 Kendre Miller at Texas (W, 17-10)
- ▶ Opp.: 10/4/2024, 71 Zeon Chriss, Houston (L, 19-30)

PLAYER HAD A RUSHING TOUCHDOWN 50 OR MORE YARDS:

- ▶ TCU: 11/12/2022, 75 Kendre Miller at Texas (W, 17-10)
- ▶ Opp.: 10/4/2024, 71 Zeon Chriss, Houston (L, 19-30)

PLAYER RECORDED 15 OR MORE TACKLES:

- ▶ TCU: 11/23/2019, 16 Garret Wallow at Oklahoma (L, 24-28)
- ▶ Opp.: 10/15/2022, 16 Mason Cobb, Oklahoma State (W, 43-40, 2OT)

PLAYER RECORDED 3 OR MORE SACKS:

- ▶ TCU: 12/31/2022, 4 Dylan Horton vs. Michigan (W, 51-45)
- ▶ Opp.: 9/24/2022, 3 Paul Nelson, SMU (W, 42-34)

PLAYER RETURNED AN INTERCEPTION FOR TOUCHDOWN:

- ▶ TCU: 10/14/2023, Millard Bradford vs. BYU (W, 44-11)
- ▶ Opp.: 9/21/2024, Ahmaad Moses, SMU (L, 42-66)

PLAYER HAD 2 OR MORE INTERCEPTIONS:

- ▶ TCU: 12/12/2020, 2 C.J. Ceasar II vs. Louisiana Tech (W, 52-10)
- ▶ Opp.: 10/4/2024, 2 A.J. Haulcy, Houston (L, 19-30)

PLAYER RETURNED A FUMBLE FOR A TOUCHDOWN:

- ▶ TCU: 11/13/2021, Colt Ellison at Oklahoma State (L, 17-63)
- ▶ Opp.: 9/21/2024, Brandon Crossley, SMU (L, 42-66)

PLAYER RETURNED A KICKOFF FOR A TOUCHDOWN:

- ▶ TCU: 10/23/2021, Derius Davis, 100 yards, vs. West Virginia (L, 17-29)
- ▶ Opp.: 9/16/2023, Matthew Golden, 98 yards, Houston (W, 36-13)

PLAYER RETURNED A PUNT FOR A TOUCHDOWN:

- ▶ TCU: 9/28/2024, JP Richardson, 89 yards, at Kansas (W, 38-27)
- ▶ Opp.: 9/21/2024, Roderick Daniels Jr., 69 yards, SMU (L, 42-66)

PLAYER RETURNED A BLOCKED PUNT FOR A TOUCHDOWN:

- ▶ TCU: 9/9/2023, Blake Nowell (24 yards) vs. Nicholls (W, 41-6)
- ▶ Opp.: 9/13/2008, Richard Sherman (21 yards), Stanford (W, 31-14)

PLAYER HAD 15 OR MORE KICKING POINTS:

- ▶ TCU: 10/3/2020, 15 Griffin Kell at Texas (W, 33-31)
- ▶ Opp.: 9/21/2024, 16 Collin Rogers, SMU (L, 42-66)

FIELD GOAL 50 OR MORE YARDS:

- ▶ TCU: 11/11/2023, 56 Griffin Kell vs. Texas (L, 26-29)
- ▶ Opp.: 9/21/2024, 51 Collin Rogers, SMU (L, 42-66)

PLAYER CONVERTED 4 OR MORE FIELD GOALS:

- ▶ TCU: 10/3/2020, 4 Griffin Kell at Texas (W, 33-31)
- ▶ Opp.: 10/15/2022, 4 Tanner Brown, Oklahoma State (W, 43-40, 2OT)

PLAYER BLOCKED A FIELD GOAL:

- ▶ TCU: 9/14/2024, LaMareon James vs. UCF (L, 34-35)
- ▶ Opp.: 11/12/2022, Kitan Crawford, Texas (W, 17-10)


PLAYER BLOCKED A PUNT:

- ▶ TCU: 10/19/2024, Shad Banks Jr. at Utah (W, 13-7)
- ▶ Opp.: 10/7/2023, Darien Porter, Iowa State (L, 14-27)

PLAYER HAD A PUNT OF 60 OR MORE YARDS:

- ▶ TCU: 10/2/2021, 62 Jordy Sandy vs. Texas (L, 27-32)
- ▶ Opp.: 10/14/2023, 60 Ryan Rehkow, BYU (W, 44-11)

2024 PLAYER BIO UPDATES



HAKEEM
AJIJOLAIYA

DEFENSIVE LINE // SR // 6-2 // 320
Katy, Texas (Tompkins HS)/Houston

2024 GAME-BY-GAME

	S-A-T	TFL	QBS	FF-FR	INT	QBH	PBU
at Stanford	1-3-4	0-5-4	0-5-4	0-0	0	1	0
LIU	1-3-4	1-0-3	0-0	0-0	0	0	0
UCF	1-3-4	0-0	0-0	0-0	0	0	1
at SMU	0-1-1	0-0	0-0	0-0	0	0	0
at Kansas	1-0-1	0-0	0-0	0-0	0	0	0
Houston	0-0-0	0-0	0-0	0-0	0	0	0
at Utah	0-0-0	0-0	0-0	0-0	0	0	0
Texas Tech	2-0-2	0-0	0-0	1-0	0	0	0

CAREER STATS

DEFENSE	G	S-A-T	TFL	QBS	INT	PBU	FF-FR
2020 (Houston)	3	0-0-0	0-0	0-0	0	0	0-0
2021 (Houston)	12	11-2	1-0-3	1-0-3	0	0	0-0
2022 (Houston)	13	2-2-4	0-0	0-0	0	0	0-1
2023 (Houston)	12	10-11-21	1-0-1	0-0	0	1	0-1
2024	8	5-4-9	0-5-1	0-0	0	0	1-0
TOTAL	48	18-18-36	2-5-5	1-0-3	0	71	1-2

SINGLE-GAME CAREER HIGHS

Total Tackles:5, at UCF (11/25/23)
Total Sacks:1, at UConn (11/27/21)
Total Tackles For Loss:1.0, vs. UTST (9/2/23); at UConn (11/27/21)



JORDYN
BAILEY

WIDE RECEIVER // RFR // 5-10 // 180
Denton, Texas (Ryan HS)

2024 GAME-BY-GAME

	RECEIVING				PUNT/KICK RETURNS			
	REC	YDS	TD	LNG	ATT	YDS	TD	LNG
at Stanford	0	0	0	0	1	26	0	26
LIU	1	18	0	18	0	0	0	0
at SMU	2	6	1	6	2	32	0	23
at Kansas	0	0	0	0	1	14	0	14
Houston	2	-1	0	6	3	61	0	24
at Utah	0	0	0	0	0	0	0	0
Texas Tech	0	0	0	0	1	22	0	22

CAREER STATS

RECEIVING	G	REC	YDS	TD	LNG	AVG
2023	4	5	103	1	34	25.8
2024	7	5	23	1	18	3.8
TOTAL	11	10	126	2	34	12.6

SINGLE-GAME CAREER HIGHS

Receptions:3, vs. Nicholls (9/9/23)
Receptions Yards:61, vs. Nicholls (9/9/23)
Receptions Touchdowns:1, at SMU (9/21/24); vs. Nicholls (9/9/23)
Longest Reception:34, vs. BYU (10/14/23); vs. Nicholls (9/9/23)
Longest Kick Return:26, at Stanford (8/30/24)



SHAD
BANKS JR.

LINEBACKER // SR // 6-1 // 245
Houston, Texas (North Shore HS) // Texas A&M

2024 GAME-BY-GAME

	S-A-T	TFL	QBS	FF-FR	INT	QBH	PBU
at Stanford	0-1-1	0-0	0-0	0-0	0	0	0
at Utah	0-0-0	0-0	0-0	0-0	0	0	0

CAREER STATS

DEFENSE	G	S-A-T	TFL	QBS	INT	PBU	FF-FR
2021	11	11-1-12	1-0-1	0	1	0	0-0
2022	15	29-10-39	4-0-16	1-0-8	0	0	1-1
2023	12	41-21-62	8-5-18	1-0-1	0	1	1-0
2024	2	0-1-1	0-0	0-0	0	0	0-0
TOTALS	40	81-33-114	13-5-35	2-0-9	1	1	2-1

SINGLE-GAME CAREER HIGHS

Longest Kick Return:37, at Kansas (10/8/22)
Total Tackles:11, at Oklahoma (11/24/23)
Total Sacks:1, vs. Texas Tech (11/5/22); at Houston (9/16/23)
Total Tackles For Loss:2, vs. Baylor (11/18/23)
Total Interceptions:1, vs. Baylor (11/6/21)
Blocked Kicks1, at Utah (10/19/24)



TRENT
BATTLE

RUNNING BACK // JR // 6-1 // 200
Daphne, Ala. (Daphne HS)

2024 GAME-BY-GAME

	RUSHING				RECEIVING			
	ATT	YDS	TD	LNG	REC	YDS	TD	LNG
Houston	0	0	0	0	0	0	0	0
at Utah	8	45	0	10	2	19	0	15
Texas Tech	7	10	0	5	0	0	0	0

CAREER STATS

RUSHING	G	ATT	YDS	TD	LNG	AVG
2022	15	9	38	0	11	2.5
2023	12	10	25	0	10	2.1
2024	3	15	55	0	10	18.3
Total	30	34	118	0	11	3.9

RECEIVING

	G	REC	YDS	TD	LNG	AVG
2022	15	7	91	0	21	6.1
2023	12	4	68	0	41	5.7
2024	2	2	19	0	15	9.5
TOTAL	29	13	178	0	41	6.1

SINGLE-GAME CAREER HIGHS

Rushing Attempts:8, at Utah (10/19/24)
Rushing Yards:45, at Utah (10/19/24)
Longest Rushing:11, vs. Oklahoma (10/1/22)
Receptions:2, at Baylor (11/19/22)
Receptions Yards:41, vs. Baylor (11/18/23)
Longest Reception:41, vs. Baylor (11/18/23)
Longest Kick Return:24, vs. Iowa (11/26/22)
Total Tackles:2, three times



JACK
BECH

WIDE RECEIVER // SR // 6-2 // 215
Lafayette, La. (St. Thomas More HS) / LSU

2024 GAME-BY-GAME


	RECEIVING				PUNT RETURNS			
	REC	YDS	TD	LNG	ATT	YDS	TD	LNG
at Stanford	6	139	1	46	0	0	0	0
LIU	2	11	0	6	2	34	0	18
UCF	9	200	1	50	0	0	0	0
at SMU	8	166	2	46	0	0	0	0
at Kansas	10	131	2	35	0	0	0	0
Houston	4	55	1	29	0	0	0	0
at Utah	3	46	0	30	0	0	0	0
Texas Tech	4	77	0	52	0	0	0	0

CAREER STATS

RECEIVING	G	REC	YDS	TD	LNG	AVG
2021 (LSU)	13	43	489	3	40	37.6
2022 (LSU)	12	16	200	1	29	16.7
2023	8	12	146	0	34	18.3
2024	8	46	825	7	52	103.1
TOTAL	41	117	1660	11	52	40.5

SINGLE-GAME CAREER HIGHS

Rushing Attempts:2, at Houston (9/16/23)
Rushing Yards Net:7, at Stanford (8/30/24)
Longest Rushing:7, at Stanford (8/30/24); at Houston (9/16/23)
Receptions:10, at Kansas (9/28/24)
Reception Yards:200, vs. Stanford (9/14/24)
Reception Touchdowns:2, at Kansas (9/28/24); at SMU (9/21/24)
Longest Reception:52, vs. Texas Tech (10/26/24)
Longest Punt Return:18, vs. LIU (9/7/24)
Longest Kick Return:27, at Florida (10/15/22)
Total Tackles:1, four times



MARCEL
BROOKS

LINEBACKER // SR // 6-2 // 215
Fort Worth, Texas (Marcus HS)/LSU

2024 GAME-BY-GAME

	S-A-T	TFL	QBS	FF-FR	INT	QBH	PBU
at Stanford	1-1-2	1-5-17	1-5-13	0-0	0	0	0
LIU	0-0-0	0-0	0-0	0-0	0	0	0
UCF	0-1-1	0-0	0-0	0-0	0	1	0
at SMU	0-0-0	0-0	0-0	0-0	0	0	0
at Kansas	0-0-0	0-0	0-0	0-0	0	0	0
Houston	0-0-0	0-0	0-0	0-0	0	0	0
at Utah	2-0-2	1-0-14	1-0-14	0-0	0	0	0
Texas Tech	0-0-0	0-0	0-0	0-0	0	0	0

CAREER STATS

DEFENSE	G	S-A-T	TFL	QBS	INT	PBU	FF-FR
2019 (LSU)	11	2-6-8	1-5-13	1-5-13	0	0	0-0
2020	6	1-1-2	0-0	0-0	0	0	0-0
2021	8	1-0-1	0-0	0-0	0	0	0-0
2022	3	3-2-5	0-0	0-0	0	0	0-0
2023	10	4-3-7	0-0	0-0	0	1	0-0
2024	8	3-2-5	2-5-31	2-5-17	0	0	0-0
TOTAL	46	14-14-28	4-0-44	4-0-44	0	0	0-0

SINGLE-GAME CAREER HIGHS

Total Tackles:3, three times
Total Sacks:1.5, at Stanford (8/30/24)
Total Tackles For Loss:1.5, at Stanford (8/30/24)



JaTRAVIS
BROUGHTON

CORNERBACK // SR // 5-11 // 195
Tulsa, Okla. (Union HS)/Utah

2024 GAME-BY-GAME

	S-A-T	TFL	QBS	FF-FR	INT	QBH	PBU
at Stanford	4-0-4	0-0	0-0	0-0	0	0	4
LIU	0-0-0	0-0	0-0	0-0	0	0	0
UCF	6-6-12	0-0	0-0	0-0	0	0	0
at SMU	5-4-9	0-0	0-0	0-0	0	0	1
at Kansas	0-0-0	0-0	0-0	0-0	0	0	0
Houston	1-1-2	0-0	0-0	0-0	0	0	0
at Utah	0-1-1	0-0	0-0	0-0	0	0	0
Texas Tech	4-0-4	0-0	0-0	0-0	0	0	0


CAREER STATS

DEFENSE	G	S-A-T	TFL	QBS	INT	PBU	FF-FR
2019 (Utah)	14	7-1-8	0-0	0-0	1	0	0-0
2020 (Utah)	5	18-8-26	1-5-4	0-0	0	4	0-1
2021 (Utah)	2	7-2-9	1-0-2	0-0	0	3	0-0
2022 (Utah)	14	33-13-46	2-0-12	1-0-10	0	2	0-0
2023 (Utah)	12	27-10-27	1-0-2	0-0	0	2	0-0
2024	8	20-12-32	0-0	0-0	0	5	0-0
TOTAL	55	112-46-158	5-5-20	1-0-10	1	16	0-1

SINGLE-GAME CAREER HIGHS

Total Tackles:12, vs. UCF (9/14/24)
Total Sacks:1.0, vs. Arizona (11/5/22)
Total Tackles For Loss:1.0, five times

2024 PLAYER BIO UPDATES



ABE
CAMARA

SAFETY // JR // 6-0 // 190
Alpharetta, Ga. (West Forsyth HS) // Coffeyville CC

2024 GAME-BY-GAME

	S-A-T	TFL	QBS	FF-FR	INT	QBH	PBU
at Stanford	2-4-6	1-0-7	0-0	0-0	0	0	0
LIU	0-3-3	0-0	0-0	0-0	0	0	0
UCF	2-6-8	0-5-1	0-0	0-0	0	0	0
at SMU	2-1-3	0-0	0-0	0-0	0	0	1
at Kansas	4-0-4	0-0	0-0	0-0	0	0	1
Houston	2-0-2	1-0-1	0-0	1-0	0	0	0
at Utah	3-1-4	1-0-5	0-0	0-0	0	1	0
Texas Tech	3-2-5	0-0	0-0	0-0	0	0	0

CAREER STATS

DEFENSE	G	S-A-T	TFL	QBS	INT	PBU	FF-FR
2021	8	2-0-2	0-0	0-0	0	0	0-0
2022	15	43-11-54	1-0-1	0-0	1	6	1-0
2023	12	28-11-39	2-0-4	0-0	0	2	0-0
2024	8	18-17-35	3-5-14	0-0	0	3	1-0
TOTAL	43	91-39-130	6-5-19	0-0	1	11	2-0

SINGLE-GAME CAREER HIGHS

Total Tackles:8, at SMU (9/24/22); vs. Texas (11/11/23)
Total Tackles For Loss:1, six times
Total Interceptions:1, at SMU (9/24/22)



CHANNING
CANADA

CORNERBACK // JR // 6-1 // 185
Boutte, La. (Hahnville HS) // Trinity Valley CC

2024 GAME-BY-GAME

	S-A-T	TFL	QBS	FF-FR	INT	QBH	PBU
at Stanford	0-0-0	0-0	0-0	0-0	0	0	0
LIU	3-0-3	0-0	0-0	0-0	0	0	0
UCF	3-0-3	0-0	0-0	0-0	0	0	0
at SMU	1-0-1	0-0	0-0	0-0	0	0	0
at Kansas	4-1-5	0-0	0-0	0-0	0	0	1
Houston	0-0-0	0-0	0-0	0-0	0	0	0
at Utah	4-1-5	0-0	0-0	0-0	0	0	0
Texas Tech	2-0-2	0-0	0-0	0-0	0	0	0

CAREER STATS

DEFENSE	G	S-A-T	TFL	QBS	INT	PBU	FF-FR
2023	12	16-4-20	1-0-5	1-0-5	0	0	0-0
2024	8	17-2-19	0-0	0-0	0	1	0-0
TOTAL	20	33-6-39	1-0-5	1-0-5	0	1	0-0

SINGLE-GAME CAREER HIGHS

Total Tackles:7, at Texas Tech (11/2/23)
Total Sacks:1, vs. SMU (9/23/23)
Total Tackles For Loss:1, vs. SMU (9/23/23)



MAX
CARROLL

LINEBACKER // RFR // 6-3 // 225
Memphis, Tenn. (Briarcrest Christian)

2024 GAME-BY-GAME

	S-A-T	TFL	QBS	FF-FR	INT	QBH	PBU
at Stanford	0-1-1	0-0	0-0	0-0	0	0	0
LIU	2-4-6	0-0	0-0	0-0	0	0	1
UCF	1-0-1	0-0	0-0	0-0	0	0	0
at SMU	0-0-0	0-0	0-0	0-0	0	0	0
at Kansas	2-0-2	0-0	0-0	0-0	0	0	0
Houston	0-1-1	0-0	0-0	0-0	0	0	1
at Utah	0-0-0	0-0	0-0	0-0	0	0	0
Texas Tech	0-0-0	0-0	0-0	0-0	0	0	0

CAREER STATS

DEFENSE	G	S-A-T	TFL	QBS	INT	PBU	FF-FR
2023	4	1-0-1	0-0	0-0	0	0	0-0
2024	8	5-6-11	0-0	0-0	0	2	0-0
TOTAL	12	6-6-12	0-0	0-0	0	2	0-0

SINGLE-GAME CAREER HIGHS

Total Tackles:6, vs. LIU (9/7/24)



ZACHARY
CHAPMAN

DEFENSIVE LINE // RFR // 6-5 // 255
Missouri City, Texas (Fort Bend Marshall HS)

2024 GAME-BY-GAME

	S-A-T	TFL	QBS	FF-FR	INT	QBH	PBU
at Stanford	0-0-0	0-0	0-0	0-0	0	0	0
LIU	2-1-3	1-0-8	1-0-8	0-0	0	1	0
UCF	0-1-1	0-0	0-0	0-0	0	0	0
at SMU	1-0-0	0-0	0-0	0-0	0	0	0
at Kansas	2-0-2	0-0	0-0	0-0	0	0	0
Houston	1-1-2	1-0-5	1-0-5	0-0	0	0	0
at Utah	1-1-2	0-0	0-0	0-0	0	0	0
Texas Tech	2-4-6	1-0-5	1-0-5	0-0	0	0	0

CAREER STATS

DEFENSE	G	S-A-T	TFL	QBS	INT	PBU	FF-FR
2023	2	0-1-1	0-0	0-0	0	0	0-0
2024	8	9-8-17	3-0-18	3-0-18	0	0	0-0
TOTAL	10	9-9-18	3-0-18	3-0-18	0	0	0-0

SINGLE-GAME CAREER HIGHS

Total Tackles:6, vs. Texas Tech (10/26/24)
Total Sacks:1, three times
Total Tackles For Loss:1, three times



BUD
CLARK

SAFETY // JR // 6-2 // 185
Alexandria, La. (Alexandria HS)

2024 GAME-BY-GAME

	S-A-T	TFL	QBS	FF-FR	INT	QBH	PBU
at Stanford	0-1-1	0-0	0-0	0-0	0	0	1
UCF	3-4-7	0-0	0-0	0-0	0	0	0
at SMU	3-4-7	0-0	0-0	0-0	0	0	1
at Kansas	5-0-5	0-0	0-0	0-0	0	0	0
Houston	6-2-8	0-0	0-0	0-0	0	0	0
at Utah	1-2-3	0-0	0-0	0-0	1	0	0
Texas Tech	6-2-8	0-0	0-0	0-0	0	0	0

CAREER STATS

DEFENSE	G	S-A-T	TFL	QBS	INT	PBU	FF-FR
2020	10	2-1-3	0-0	0-0	0	0	0-0
2021	4	6-4-10	0-0	0-0	0	0	0-0
2022	12	35-10-45	1-0-1	0-0	5	5	0-1
2023	12	21-12-33	1-0-4	0-0	3	6	0-0
2024	7	24-15-39	0-0	0-0	1	2	0-0
TOTAL	45	88-42-130	2-0-5	0-0	9	13	0-1

SINGLE-GAME CAREER HIGHS

Total Tackles:9, vs. Colorado (9/2/23)
Total Tackles For Loss:1, vs. Iowa State (11/26/22); at Texas Tech (11/2/23)
Total Interceptions:1, nine times



CAM
COOK

RUNNING BACK // SO // 5-11 // 195
Round Rock, Texas (Stony Point HS)

2024 GAME-BY-GAME

	RUSHING				RECEIVING			
	ATT	YDS	TD	LNG	REC	YDS	TD	LNG
at Stanford	20	81	1	12	1	3	0	3
LIU	13	60	3	17	1	2	0	2
UCF	11	35	0	8	4	8	0	10
at SMU	14	24	1	7	4	20	0	8
at Kansas	15	61	1	12	3	11	0	4
Houston	14	77	0	19	0	0	0	0
at Utah	9	13	0	14	4	22	0	12
Texas Tech	1	19	0	19	0	0	0	0

CAREER STATS

RUSHING	G	ATT	YDS	TD	LNG	AVG
2023	9	16	58	0	16	6.4
2024	8	97	368	6	19	46.0
Total	17	113	426	6	19	25.1

SINGLE-GAME CAREER HIGHS

Rushing Attempts:20, at Stanford (8/30/24)
Rushing Yard Net:81, at Stanford (8/30/24)
Rushing Touchdowns:3, vs. LIU (9/7/24)
Longest Rushing:19, vs. Texas Tech (10/26/24); vs. Houston (10/4/24)
Receptions:4, at Utah (10/19/24); vs. UCF (9/14/24)
Reception Yards:22, at Utah (10/19/24)
Longest Reception:12, at Utah (10/19/24)



ETHAN
CRAW

PUNTER // JR // 6-3 // 220
Tasmania, Australia (Pro Kick Academy)

2024 GAME-BY-GAME

	ATT	YDS	AVG	LNG	TB	FC	120	50+
at Stanford	2	75	37.5	39	0	2	1	0
LIU	3	136	45.3	49	0	3	2	0
UCF	3	149	49.7	50	1	1	1	1
at SMU	2	88	44.0	47	0	1	0	0
at Kansas	2	57	28.5	31	0	2	1	0
Houston	3	132	44.0	56	1	1	0	1
at Utah	8	339	42.4	52	1	3	5	1
Texas Tech	4	138	34.5	44	0	3	0	0

CAREER STATS

PUNTING	G	ATT	YDS	LNG	AVG	TB	FC	120	50+
2024	8	27	1114	56	41.3	3	16	10	4
TOTAL	8	23	1114	56	41.3	3	16	10	4

SINGLE-GAME CAREER HIGHS

Punts:8, at Utah (10/19/24)
Punts Average:49.7, vs. UCF (9/14/24)
Longest Punt:56, vs. Houston (10/4/24)
Punts Inside 20 Yards:5, at Utah (10/19/24)



CHASE
CURTIS

TIGHT END // SR // 6-5 // 240
Pittsburg, Kan. (Pittsburg HS) / Neosho County CC

2024 GAME-BY-GAME

	RECEIVING			
	REC	YDS	TD	LNG
at Stanford	0	0	0	0
LIU	2	27	1	18
UCF	3	14	0	6
at SMU	2	36	0	33

CAREER STATS

RECEIVING	G	REC	YDS	TD	LNG	AVG
2021	3	0	0	0	0	0.0
2022	15	1	37	0	37	2.5
2023	8	15	132	1	36	16.5
2024	4	7	77	1	33	19.3
TOTAL	30	23	246	2	37	8.2

SINGLE-GAME CAREER HIGHS

Rushing Attempts:1, at SMU (9/21/24); vs. Louisiana Tech (12/12/20)
Receptions:4, vs. Kansas State (10/21/23)
Reception Yards:55, vs. SMU (9/23/22)
Receptions Touchdowns:1, vs. LIU (9/7/24), vs. SMU (9/23/22)
Longest Reception:37, vs. Tarleton (9/10/22)
Total Tackles:2, vs. Oklahoma State (12/5/20)

2024 PLAYER BIO UPDATES



DRAKE
DABNEY

TIGHT END // SR // 6-5 // 255
Cypress, Texas (Cypress Ranch HS)/Baylor

2024 GAME-BY-GAME

	REC	YDS	TD	LNG
at Stanford	1	5	0	5
LTU	0	0	0	0
UCF	3	15	0	11
at SMU	1	3	0	3
at Kansas	1	6	0	6
Houston	0	0	0	0
at Utah	3	39	0	20
Texas Tech	4	32	0	12

CAREER STATS

RECEIVING	G	REC	YDS	TD	LNG	AVG
2020 (Baylor)	6	6	57	1	14	9.5
2021 (Baylor)	14	10	91	2	21	6.5
2022 (Baylor)	8	16	173	0	29	21.6
2023 (Baylor)	12	33	552	5	63	46.0
2024	8	13	100	0	20	12.5
TOTAL	48	78	973	8	63	20.3

SINGLE-GAME CAREER HIGHS

Total Receptions: 6, vs. Texas State (9/2/23)
Reception Yards:105, at Kansas State (11/11/23)
Reception Touchdowns:2, vs. Texas State (9/2/23)
Longest Reception: 63, at Kansas State (11/11/23)



DEVEAN
DEAL

LINEBACKER // JR // 6-4 // 250
El Paso, Texas (Naaman Forest HS)/Tulane

2024 GAME-BY-GAME

	S-A-T	TFL	QBS	FF-FR	INT	QBH	PBU
at Stanford	3-2-5	2-5-14	0-5-3	0-0	0	0	0
LTU	0-0-0	0-0	0-0	0-0	0	0	0
UCF	2-1-3	0-0	0-0	0-0	0	0	0
at SMU	2-1-3	0-0	0-0	0-0	0	0	0
at Kansas	0-0-0	0-0	0-0	0-0	0	1	0
Houston	0-1-1	0-0	0-0	0-0	0	0	0
at Utah	4-1-5	2-0-13	2-0-13	0-0	0	0	0
Texas Tech	5-4-9	1-0-2	1-0-2	0-0	0	0	0

CAREER STATS

DEFENSE	G	S-A-T	TFL	QBS	INT	PBU	FF-FR
2021 (Tulane)	3	2-1-3	1-0-6	1-0-6	0	0	0-0
2022 (Tulane)	13	19-12-31	3-5-4	0-0	0	2	0-0
2023 (Tulane)	14	25-18-43	13-0-53	4-0-38	1	2	3-1
2024	8	16-10-26	5-5-29	3-5-18	0	0	0-0
TOTAL	38	62-41-103	23-0-92	8-5-62	1	4	3-1

SINGLE-GAME CAREER HIGHS

Total Tackles: 10, vs. UCF (11/12/22)
Total Tackles For Loss: 4, vs. UAB (9/30/23)
Single Sacks:2.0, at Utah (10/19/24)
Total Interceptions:1, vs. UTSA (11/24/23)



MARKIS
DEAL

DEFENSIVE LINE // RFR // 6-5 // 325
Garland, Texas (Naaman Forest HS)

2024 GAME-BY-GAME

	S-A-T	TFL	QBS	FF-FR	INT	QBH	PBU
at Stanford	1-1-2	1-0-2	0-0	0-0	0	0	0
LTU	0-0-0	0-0	0-0	0-0	0	0	0
UCF	0-1-1	0-0	0-0	0-0	0	0	0
at SMU	0-0-0	0-0	0-0	0-0	0	0	0
at Kansas	0-0-0	0-0	0-0	0-0	0	1	1
Houston	1-2-3	1-5-3	0-0	0-0	0	0	0
at Utah	1-1-2	0-0	0-0	0-0	0	0	0
Texas Tech	0-1-1	0-0	0-0	0-1	0	0	0

CAREER STATS

DEFENSE	G	S-A-T	TFL	QBS	INT	PBU	FF-FR
2023	4	0-2-2	0-5-3	0-5-3	0	0	0-0
2024	8	3-6-9	2-5-5	0-0	0	1	0-1
TOTAL	12	3-8-11	3-0-8	0-5-3	0	1	0-1

SINGLE-GAME CAREER HIGHS

Total Tackles: 2, at Stanford (8/30/24)
Total Sacks: 0.5, vs. Nicholls (9/9/23)
Total Tackles for Loss:1, at Stanford (8/30/24)



JOJO
EARLE

WIDE RECEIVER // SR // 5-10 // 180
Fort Worth, Texas (Aledo HS)/Alabama

2024 GAME-BY-GAME

	RUSHING				RECEIVING			
	ATT	YDS	TD	LNG	REC	YDS	TD	LNG
LTU	1	9	0	9	3	24	1	15
UCF	0	0	0	0	2	7	0	4
at SMU	0	0	0	0	1	-3	0	0
at Kansas	2	21	0	16	1	9	0	9

CAREER STATS

RECEIVING	G	REC	YDS	TD	LNG	AVG
2021 (Alabama)	12	12	148	0	39	12.3
2022 (Alabama)	8	12	155	2	42	19.4
2023	12	16	239	2	48	19.9
2024	4	7	37	1	15	9.3
TOTAL	36	46	579	5	48	16.1

PUNT RETURNS

	G	NO	YDS	TD	LNG	AVG
2021 (Alabama)	12	16	88	0	29	7.3
2022 (Alabama)	8	0	0	0	0	0.0
2023	12	6	39	0	30	3.3
2024	4	0	0	0	0	0.0
TOTAL	36	22	127	0	30	5.8

SINGLE-GAME CAREER HIGHS

Rushing Attempts: 2, at Kansas (9/28/24)
Rushing Yards Net:21, at Kansas (9/28/24)
Longest Rushing:16, at Kansas (9/28/24)
Receptions: 7, vs. Mercer (9/11/21)
Reception Yards: 94, at Oklahoma (11/24/23)
Reception Touchdowns: 1, five times
Longest Reception: 48, at Oklahoma (11/24/23)
Longest Punt Return:30, vs. Nicholls (9/9/23)



KALEB
ELARMS-ORR

LINEBACKER // JR // 6-2 // 235
Hayward, Calif. (Moreau Catholic HS)/Cal

2024 GAME-BY-GAME

	S-A-T	TFL	QBS	FF-FR	INT	QBH	PBU
at Stanford	1-0-1	0-0	0-0	0-0	0	0	0
LTU	2-3-5	1-0-3	0-0	0-0	0	0	0
UCF	1-3-4	0-0	0-0	0-0	0	1	0
at SMU	3-5-8	0-0	0-0	0-1	0	0	0
at Kansas	1-2-3	0-0	0-0	0-0	0	0	0
Houston	0-1-1	0-0	0-0	0-0	0	0	0
at Utah	1-2-3	1-0-10	1-0-10	0-0	0	0	0
Texas Tech	3-2-5	0-0	0-0	0-0	0	0	0

CAREER STATS

DEFENSE	G	S-A-T	TFL	QBS	INT	PBU	FF-FR
2022 (Cal)	10	0-0-0	0-0	0-0	0	0	0-0
2023 (Cal)	11	49-43-92	3-5-7	1-0-2	1	5	1-1
2024	8	12-18-30	2-0-13	1-0-10	0	0	0-1
TOTAL	29	61-61-122	5-5-20	2-0-12	1	5	1-2

SINGLE-GAME CAREER HIGHS

Total Tackles: 16, vs. Arizona State (9/30/23)
Total Tackles For Loss:1.0, five times
Total Sacks: 1.0, at Utah (10/19/24); vs. Washington State (11/11/23)
Total Interceptions: 1, at North Texas (11/24/23)



MAJOR
EVERHART

WIDE RECEIVER // SO // 5-11 // 175
Amarillo, Texas (Tascosa HS)

2024 GAME-BY-GAME

	RECEIVING				KICK RETURNS			
	REC	YDS	TD	LNG	ATT	YDS	TD	LNG
at Stanford	1	1	4	4	2	28	0	19

CAREER STATS


RECEIVING	G	REC	YDS	TD	LNG	AVG
2022	2	0	0	0	0	0.0
2023	12	20	197	0	22	16.4
2024	1	1	4	0	4	4.0
TOTAL	15	21	201	0	22	13.4

KICKOFF RETURNS

	G	NO	YDS	TD	LNG	AVG
2022	2	0	0	0	0	0.0
2023	12	29	647	0	86	22.3
2024	1	2	28	0	28	14.0
TOTAL	15	31	675	0	86	21.8

SINGLE-GAME CAREER HIGHS

Rushing Attempts: 2, vs. Nicholls (9/9/23)
Rushing Yards Net:12, vs. West Virginia (9/30/23)
Longest Rushing:12, vs. West Virginia (9/30/23)
Receptions: 4, vs. SMU (9/23/23)
Reception Yards: 45, at Houston (9/16/23)
Longest Reception:22, at Houston (9/16/23)
Longest Kick Return:86, vs. Colorado (9/2/23)



CALEB
FOX

DEFENSIVE LINE // SR // 6-3 // 310
The Woodlands, Texas (The Woodlands HS)/SFA

2024 GAME-BY-GAME

	S-A-T	TFL	QBS	FF-FR	INT	QBH	PBU
at Stanford	1-1-2	0-0	0-0	0-0	0	0	0
LTU	0-2-2	0-5-1	0-0	0-0	0	0	1
UCF	0-0-0	0-0	0-0	0-0	0	0	0
at SMU	1-2-3	0-0	0-0	1-0	0	0	0
at Kansas	0-0-0	0-0	0-0	0-0	0	0	0
Houston	0-1-1	0-0	0-0	0-0	0	0	0
at Utah	0-0-0	0-0	0-0	0-0	0	0	0
Texas Tech	2-0-2	0-0	0-0	0-1	0	0	0

CAREER STATS

DEFENSE	G	S-A-T	TFL	QBS	INT	PBU	FF-FR
2020 (SFA)	8	7-10-17	7-0-25	2-5-18	0	0	0-0
2021 (SFA)	12	7-14-21	3-0-8	2-0-7	0	0	0-0
2022	15	6-22-28	2-5-2	0-0	0	0	0-0
2023	12	12-16-28	4-0-14	2-0-12	0	0	0-0
2024	8	4-6-10	0-5-1	0-0	0	1	1-1
TOTAL	55	36-68-104	17-0-50	6-5-37	0	1	1-1

SINGLE-GAME CAREER HIGHS

Total Tackles: 6, vs. Angelo State (10/17/20); at Lamar (11/20/21)
Total Tackles For Loss:3, vs. Angelo State (10/17/20)
Total Sacks:1.5, vs. Angelo State (10/17/20); at Lamar (11/20/21)

2024 PLAYER BIO UPDATES



HAUSS
HEJNY

1

QUARTERBACK // FR // 6-0 // 195

Aledo, Texas (Aledo HS)

2024 GAME-BY-GAME

	PASSING				RUSHING			
	C-A-I	PCT	YDS	TD	LNG	ATT	YDS	TD
at Stanford	0-0-0	0.0	0	0	0	2	7	0
at Kansas	0-0-0	0.0	0	0	0	3	7	0
at Utah	0-0-0	0.0	0	0	0	2	3	0

CAREER STATS

PASS/RUSH	6	C-A-I	PCT	YDS	TD	ATT	YDS	TD
2024	3	0-0-0	0.0	0	0	7	17	0
TOTAL	3	0-0-0	0.0	0	0	7	17	0

SINGLE-GAME CAREER HIGHS

Rushing Attempts: 3, at Kansas (9/28/24)
Rushing Yards Net: 7, at Kansas (9/28/24); at Stanford (8/30/24)
Longest Rush: 8, at Stanford (8/30/24)



JOHNNY
HODGES

57

LINEBACKER // JR // 6-2 // 240

Darnestown, Md. (Quince Orchard HS) / Navy

2024 GAME-BY-GAME

	S-A-T	TFL	QBS	FF-FR	INT	QBH	PBU
at Stanford	7-2-9	0-0	0-0	0-0	0	0	0
LIU	1-6-7	0-0	0-0	0-0	0	0	0
UCF	3-5-8	2-0-5	0-0	0-0	0	0	0
at SMU	2-4-6	0-0	0-0	0-0	0	0	0
at Kansas	8-0-8	0-0	0-0	0-0	0	1	0
Houston	5-3-8	0-5-0	0-0	0-0	0	0	0
at Utah	3-1-4	0-5-0	0-0	0-0	0	0	0
Texas Tech	3-5-8	0-0	0-0	0-0	0	0	0

CAREER STATS

DEFENSE	6	S-A-T	TFL	QBS	INT	PBU	FF-FR
2020	7	5-8-13	1-0-1	0-0	0	0	0-0
2021	9	22-28-50	3-0-6	1-0-4	1	4	1-0
2022	14	44-43-87	9-5-35	2-0-16	0	1	0-0
2023	4	15-13-28	4-0-18	2-0-15	0	0	0-0
2024	8	32-26-58	3-0-5	0-0	0	0	0-0
TOTAL	42	118-118-236	20-5-65	5-0-34	1	5	1-0

SINGLE-GAME CAREER HIGHS

Longest Kick Return: 12, vs. Marshall (9/2/21)
Total Tackles: 14, vs. SMU (10/9/21)
Total Sacks: 1, four times
Total Tackles For Loss: 2, four times
Total Interceptions: 1, vs. SMU (10/9/21)



JOSH
HOOVER

10

QUARTERBACK // SO // 6-2 // 200

Heath, Texas (Rockwall-Heath HS)

2024 GAME-BY-GAME

	PASSING				RUSHING			
	C-A-I	PCT	YDS	TD	LNG	ATT	YDS	TD
at Stanford	28-42-0	66.7	353	2	46	5	-3	1
LIU	20-25-0	80.0	267	2	46	0	0	0
UCF	35-52-0	67.3	402	4	50	1	10	0
at SMU	28-43-2	65.1	396	3	46	4	5	0
at Kansas	28-37-2	75.6	356	3	59	3	-6	0
Houston	23-37-2	62.2	233	2	29	5	-14	0
at Utah	22-41-0	53.7	263	0	34	3	7	1
Texas Tech	21-32-2	65.6	344	3	84	5	-1	0

CAREER STATS

PASS/RUSH	6	C-A-I	PCT	YDS	TD	ATT	YDS	TD
2022	1	1-1-0	100.0	2	0	0	0	0
2023	10	185-298-9	62.1	2206	15	20	5	2
2024	8	205-309-8	66.3	2614	19	26	-14	3
TOTAL	19	391-608-17	64.2	4822	34	46	-9	5

SINGLE-GAME CAREER HIGHS

Rushing Attempts: 5, at Stanford (8/30/24)
Rushing Yards Net: 26, vs. BYU (10/14/23)
Rushing Touchdowns: 1, five times
Longest Rushing: 26, vs. BYU (10/14/23)
Total Passes: 58, at Oklahoma (11/24/23); vs. BYU (10/14/23)
Completed Passes: 37, vs. BYU (10/14/23)
Passes Yards: 439, vs. BYU (10/14/23)
Touchdowns from passes: 4, three times
Longest Pass: 84, vs. Texas Tech (10/26/24)



TRAVIS
JACKSON

96

DEFENSIVE LINE // FR // 6-4 // 250

Tyler, Texas (Tyler Legacy HS)

2024 GAME-BY-GAME

	S-A-T	TFL	QBS	FF-FR	INT	QBH	PBU
at Stanford	1-0-1	0-0	0-0	0-0	0	0	0
LIU	3-0-3	0-0	0-0	0-0	0	0	0
UCF	1-1-2	0-0	0-0	0-0	0	0	0
at SMU	1-0-0	0-0	0-0	0-0	0	1	0
at Kansas	1-0-1	0-0	0-0	0-0	0	0	0
Houston	1-0-1	0-0	0-0	0-0	0	0	0
at Utah	0-1-1	0-0	0-0	0-0	0	0	0
Texas Tech	1-0-1	0-0	0-0	0-0	0	1	0

CAREER STATS

DEFENSE	6	S-A-T	TFL	QBS	INT	PBU	FF-FR
2024	8	9-2-11	0-0	0-0	0	0	0-0
TOTAL	8	9-2-11	0-0	0-0	0	0	0-0

SINGLE-GAME CAREER HIGHS

Total Tackles: 3, vs. LIU (9/7/24)



LaMAREON
JAMES

6

CORNERBACK // SR // 5-10 // 190

Norfolk, Va. (Indian River HS)/Old Dominion

2024 GAME-BY-GAME

	S-A-T	TFL	QBS	FF-FR	INT	QBH	PBU
at Stanford	3-0-3	0-0	0-0	0-0	0	0	1
LIU	0-0-0	0-0	0-0	0-0	0	0	1
UCF	2-0-2	0-0	0-0	0-0	0	0	0
at SMU	0-0-0	0-0	0-0	0-0	0	0	0
at Kansas	1-0-1	0-0	0-0	0-0	1	0	1
Houston	5-0-5	0-0	0-0	0-0	0	0	1
at Utah	5-1-6	0-0	0-0	0-0	0	0	1
Texas Tech	4-0-4	0-0	0-0	0-0	0	0	1

CAREER STATS

DEFENSE	6	S-A-T	TFL	QBS	INT	PBU	FF-FR
2021 (ODU)	13	2-2-4	0-0	0-0	0	0	0-0
2022 (ODU)	12	14-9-23	0-0	0-0	1	1	0-0
2023 (ODU)	13	39-20-59	0-5-1	0-0	1	9	2-4
2024	8	20-1-21	0-0	0-0	1	6	0-0
TOTAL	46	75-32-107	0-5-1	0-0	3	16	2-4

KICKOFF RETURNS

	6	NO	YDS	TD	LNG	AVG
2021 (ODU)	13	18	529	2	100	29.4
2022 (ODU)	12	20	425	0	38	21.3
2023 (ODU)	13	20	392	0	41	19.6
2024	5	0	0	0	0	0.0
TOTAL	43	58	1346	2	100	23.2

SINGLE-GAME CAREER HIGHS

Total Tackles: 12, vs. Western Kentucky (12/18/23)
Total Tackles For Loss: 0.5, at Marshall (9/30/23)
Total Interceptions: 1, vs. Virginia Tech (9/2/22); vs. Wake Forest (9/16/23)
Longest Kick Return: 100, vs. Louisiana Tech (10/30/21); vs. Tulsa (12/20/21)



DOMINIQUE
JOHNSON

20

RUNNING BACK // JR // 6-1 // 230

Crowley, Texas (Crowley HS)/Arkansas

2024 GAME-BY-GAME

	RUSHING				RECEIVING			
	ATT	YDS	TD	LNG	REC	YDS	TD	LNG
at Stanford	1	2	0	2	0	0	0	0
LIU	7	26	1	20	1	2	0	2
UCF	2	14	0	10	0	0	0	0
at SMU	3	9	0	5	0	0	0	0
at Kansas	1	2	0	2	0	0	0	0
Houston	0	0	0	0	0	0	0	0
at Utah	0	0	0	0	0	0	0	0
Texas Tech	0	0	0	0	0	0	0	0

CAREER STATS

RUSHING	6	ATT	YDS	TD	LNG	AVG
2020 (Arkansas)	5	0	0	0	0	0.0
2021 (Arkansas)	13	97	575	7	48	44.2
2022 (Arkansas)	4	8	43	0	12	10.8
2023 (Arkansas)	10	31	167	1	41	16.7
2024	8	14	53	1	20	6.6
Total	40	150	838	9	48	21.0

SINGLE-GAME CAREER HIGHS

Rushing Attempts: 17, vs. Mississippi State (11/6/21)
Rushing Yard Net: 107, vs. Mississippi State (11/6/21)
Longest Rushing: 48, vs. Georgia Southern (9/18/21)



JAMEL
JOHNSON

2

SAFETY // SO // 6-1 // 200

Arlington, Texas (Sequim HS)

2024 GAME-BY-GAME

	S-A-T	TFL	QBS	FF-FR	INT	QBH	PBU
at Stanford	6-5-11	0-0	0-0	1-0	0	0	0
LIU	1-2-3	0-0	0-0	0-0	0	0	1
UCF	5-6-11	0-0	0-0	0-0	0	0	0
at SMU	4-3-7	0-0	0-0	0-0	0	0	0
at Kansas	6-2-8	0-0	0-0	0-0	0	0	1
Houston	1-1-2	0-0	0-0	0-0	0	0	0
at Utah	3-1-4	1-0-1	0-0	0-0	0	0	0
Texas Tech	4-1-5	0-0	0-0	0-0	0	0	1

CAREER STATS

DEFENSE	6	S-A-T	TFL	QBS	INT	PBU	FF-FR
2023	10	11-8-19	0-5-4	0-0	0	0	0-0
2024	8	30-21-51	1-0-1	0-0	0	3	1-0
TOTAL	18	41-29-70	1-5-5	0-0	0	3	1-0

SINGLE-GAME CAREER HIGHS

Total Tackles: 11, vs. UCF (9/14/24); at Stanford (8/30/24)
Total Tackles For Loss: 1.0, at Utah (10/19/24)



AUSTIN
JORDAN

14

DEFENSIVE BACK // JR // 6-0 // 200

Denton, Texas (Ryan HS)/Texas

2024 GAME-BY-GAME

	S-A-T	TFL	QBS	FF-FR	INT	QBH	PBU
at Stanford	0-0-0	0-0	0-0	0-0	0	0	0
LIU	0-0-0	0-0	0-0	0-0	0	0	0
UCF	0-0-0	0-0	0-0	0-0	0	0	0
at SMU	0-0-0	0-0	0-0	0-0	0	0	0
at Kansas	1-0-1	0-0	0-0	0-0	0	1	0
Houston	2-2-4	1-0-2	0-0	0-0	0	0	0
at Utah	0-1-1	0-0	0-0	0-0	0	0	0
Texas Tech	3-0-3	0-0	0-0	0-0	0	0	0

CAREER STATS

DEFENSE	6	S-A-T	TFL	QBS	INT	PBU	FF-FR
2022 (Texas)	13	4-3-7	0-5-2	0-0	0	0	0-0
2023 (Texas)	12	1-3-4	0-0	0-0	1	0	0-0
2024	8	6-3-9	1-0-2	0-0	0	0	0-0
TOTAL	33	11-9-20	1-5-4	0-0	1	0	0-0

SINGLE-GAME CAREER HIGHS

Total Tackles: 4, vs. Houston (10/4/24)
Total Tackles For Loss: 1.0, vs. Houston (10/4/24)
Total Interceptions: 1, vs. Rice (9/2/23)

2024 PLAYER BIO UPDATES



**KYLE
LEMMERMANN**
PLACEKICKER // FR // 6-2 // 205
Southlake, Texas (Carroll HS)

2024 GAME-BY-GAME

	FG	PCT	BLK	LNG	PAT	PCT	PTS
at Stanford	2-3	.667	0	42	4-4	1.000	10
LIU	1-2	.500	0	48	6-6	1.000	9
UCF	2-3	.667	0	31	4-4	1.000	10
at SMU	0-0	.000	0	0	6-6	1.000	6
at Kansas	1-2	.500	0	29	5-5	1.000	8
Houston	0-0	.000	0	0	1-2	.500	1
at Utah	2-3	.667	1	28	1-1	1.000	7
Texas Tech	0-0	.000	0	0	5-5	1.000	5

CAREER STATS

KICKING	G	FG	PCT	BLK	LNG	PAT	PCT	PTS
2024	8	8-13	.615	1	48	32-33	.964	56
TOTAL	8	8-13	.615	1	48	32-33	.970	56

SINGLE-GAME CAREER HIGHS

Field Goals Made:2, three times
Longest Field Goal Made:48, vs. LIU (9/7/24)



**ERIC
McALISTER**
WIDE RECEIVER // JR // 6-3 // 205
Azle, Texas (Azle HS)/Boise State

2024 GAME-BY-GAME

	RUSHING				RECEIVING			
	ATT	YDS	TD	LNG	REC	YDS	TD	LNG
at Stanford	0	0	0	0	0	0	0	0
LIU	0	0	0	0	2	54	0	37
UCF	0	0	0	0	4	54	1	21
at SMU	0	0	0	0	6	114	1	45
at Kansas	0	0	0	0	4	100	1	59
Houston	0	0	0	0	0	0	0	0
at Utah	0	0	0	0	2	57	0	34
Texas Tech	0	0	0	0	1	84	1	84

CAREER STATS

RECEIVING	G	REC	YDS	TD	LNG	AVG
2022 (Boise State)	13	11	259	4	44	19.9
2023 (Boise State)	9	47	873	5	83	97.0
2024	8	19	463	1	84	57.9
TOTAL	30	77	1595	13	84	53.2

SINGLE-GAME CAREER HIGHS

Receptions:8, at Fresno State (11/4/23)
Reception Yards:170, vs. San Jose State (10/7/23)
Receiving Touchdowns: ...2, vs. North Dakota (9/16/23); vs. Utah State (11/25/22)
Longest Reception:84, vs. Texas Tech (10/26/24)



**COOPER
McDONALD**
LINEBACKER // SR // 6-3 // 240
Haslet, Texas (Northwest HS)/San Diego State

2024 GAME-BY-GAME

	S-A-T	TFL	QBS	FF-FR	INT	QBH	PBU
at Stanford	1-3-4	0.5-4	0.5-4	0-0	0	0	1
LIU	1-3-4	1.0-3	0-0	0-0	0	0	0
UCF	1-3-4	0-0	0-0	0-0	0	0	1
at SMU	1-2-3	0-0	0-0	0-0	0	0	0
at Kansas	2-1-3	1.0-12	1.0-12	0-0	0	0	0
Houston	4-0-4	1.0-6	1.0-6	1-0	0	0	0

CAREER STATS

DEFENSE	G	S-A-T	TFL	QBS	INT	PBU	FF-FR
2020 (Washington)	3	1-1-2	0-0	0-0	0	1	0-0
2021 (Washington)	12	18-8-26	5.5-17	1.5-6	0	0	0-0
2022 (San Diego State)	12	26-15-39	5.0-24	2.0-14	0	2	0-2
2023 (San Diego State)	12	19-24-43	4.0-9	1.5-5	0	3	0-0
2024	6	6-12-18	3.5-22	2.5-22	0	1	1-0
TOTAL	45	70-60-130	18.0-72	7.5-47	0	7	1-2

SINGLE-GAME CAREER HIGHS

Total Tackles:8, vs. Utah State (11/4/23)
Total Sacks:1, six times
Total Tackles For Loss:2.0, vs. San Jose State (11/12/22)



**TYMON
MITCHELL**
DEFENSIVE LINE // SR // 6-3 // 320
Nashville, Tenn.. (Franklin Road Academy) / Georgia

2024 GAME-BY-GAME

	S-A-T	TFL	QBS	FF-FR	INT	QBH	PBU
at Stanford	2-0-2	0-0	0-0	0-0	1	0	0
LIU	0-0-0	0-0	0-0	0-0	0	0	0
UCF	0-0-0	0-0	0-0	0-0	0	0	0
at SMU	0-1-1	0-0	0-0	0-0	0	0	0
at Kansas	0-0-0	0-0	0-0	0-0	0	0	0
Houston	0-0-0	0-0	0-0	0-0	0	1	0
at Utah	0-0-0	0-0	0-0	0-0	0	0	0
Texas Tech	0-0-0	0-0	0-0	0-0	0	0	0

CAREER STATS

DEFENSE	G	S-A-T	TFL	QBS	INT	PBU	FF-FR
2019 (Georgia)	2	1-3-4	0-0	0-0	0	0	0-0
2020 (Georgia)	1	0-1-1	0-0	0-0	0	0	0-0
2021 (Georgia)	5	2-4-6	0-0	0-0	0	0	0-0
2022	15	10-10-20	3.5-16	3.0-15	0	0	0-1
2023	12	9-6-15	0.5-0	0-0	0	1	0-0
2024	8	2-1-3	0-0	0-0	1	0	0-0
TOTAL	43	24-25-48	4.0-16	3.0-15	1	1	0-1

SINGLE-GAME CAREER HIGHS

Total Tackles:4, vs. Arkansas (9/14/19); vs. Oklahoma (10/1/22)
Total Sacks:1, three times
Total Tackles For Loss:1.5, vs. Oklahoma (10/1/22)
Total Interceptions:1, at Stanford (8/30/24)



**BLAKE
NOWELL**
WIDE RECEIVER // SR // 6-4 // 210
Ardmore, Okla. (Plainview HS)

2024 GAME-BY-GAME

	RUSHING				RECEIVING			
	ATT	YDS	TD	LNG	REC	YDS	TD	LNG
at Stanford	0	0	0	0	1	2	0	2
LIU	0	0	0	0	2	50	0	46
UCF	0	0	0	0	0	0	0	0
at SMU	0	0	0	0	0	0	0	0
at Kansas	0	0	0	0	0	0	0	0
Houston	0	0	0	0	2	32	0	17
at Utah	0	0	0	0	0	0	0	0
Texas Tech	0	0	0	0	0	0	0	0

CAREER STATS

RECEIVING	G	REC	YDS	TD	LNG	AVG
2021	7	3	34	1	20	4.9
2022	13	6	86	0	44	6.6
2023	12	11	105	1	20	8.8
2024	8	5	84	0	46	10.5
TOTAL	40	25	309	2	46	7.7

SINGLE-GAME CAREER HIGHS

Receptions:3, three times
Reception Yards:60, vs. Tarleton State (9/10/22)
Receiving Touchdowns:1, vs. Duquesne (9/4/21); at Iowa State (10/7/23)
Longest Reception:46, vs. LIU (9/7/24)



**NAMDI
OBIAZOR**
LINEBACKER // SR // 6-3 // 220
Eden Prairie, Minn. (Eden Prairie HS)/Iowa Western CC

2024 GAME-BY-GAME

	S-A-T	TFL	QBS	FF-FR	INT	QBH	PBU
at Stanford	3-1-4	2.5-10	1.5-9	0-0	0	0	0
LIU	4-1-5	1.5-1	0-0	0-0	1	0	0
UCF	3-8-11	0-0	0-0	0-0	0	1	0
at SMU	2-4-6	0-0	0-0	0-0	0	0	0
at Kansas	0-1-1	0-0	0-0	0-0	0	1	0
Houston	6-5-11	2.0-4	1.0-3	1-0	0	0	0
at Utah	2-4-6	0.5-1	0-0	0-0	0	0	0
Texas Tech	4-5-9	0-0	0-0	0-0	0	0	0

CAREER STATS

DEFENSE	G	S-A-T	TFL	QBS	INT	PBU	FF-FR
2022	15	31-18-49	0.5-1	0-0	0	2	0-0
2023	12	48-36-84	6.0-43	4.0-40	0	2	0-1
2024	8	24-29-53	6.5-16	2.5-12	1	0	0-0
TOTAL	35	103-83-186	13.0-60	6.5-52	1	4	0-1

SINGLE-GAME CAREER HIGHS

Total Tackles:13, at Kansas State (10/21/23)
Total Sacks:1.5, at Stanford (8/30/24)
Total Tackles For Loss:2.5, at Stanford (8/30/24)
Total Interceptions:1, vs. LIU (9/7/24)



**JAISE
OLIVER**
SAFETY // SR // 6-2 // 205
Fairfield, Texas (Fairfield HS)/Tulsa

2024 GAME-BY-GAME

	S-A-T	TFL	QBS	FF-FR	INT	QBH	PBU
at Stanford	0-2-2	0-0	0-0	0-0	0	0	0
LIU	0-1-1	0-0	0-0	0-0	0	0	0
UCF	0-0-0	0-0	0-0	0-0	0	0	0
at SMU	0-0-0	0-0	0-0	0-0	0	0	0
at Kansas	2-0-2	0-0	0-0	0-0	0	0	0
Houston	1-1-2	0-0	0-0	0-0	0	0	0
at Utah	0-0-0	0-0	0-0	0-0	0	0	0
Texas Tech	1-0-1	0-0	0-0	0-0	0	0	0

CAREER STATS

DEFENSE	G	S-A-T	TFL	QBS	INT	PBU	FF-FR
2020 (Tulsa)	9	8-3-11	0-0	0-0	0	0	0-0
2021 (Tulsa)	12	19-20-39	0.5-0	0-0	1	5	0-0
2022 (Tulsa)	8	11-3-14	1.0-2	0-0	1	3	0-0
2023 (Tulsa)	12	31-17-48	1.5-3	0-0	4	6	1-0
2024	8	4-4-8	0-0	0-0	0	0	0-0
TOTAL	49	74-46-119	3.0-5	0-0	6	14	1-0

SINGLE-GAME CAREER HIGHS

Total Tackles:11, at Florida Atlantic (10/7/23)
Total Tackles For Loss:1.0, at Florida Atlantic (10/7/23); at Ole Miss (9/24/22)
Total Interceptions:1, six times

2024 PLAYER BIO UPDATES



NANA
OSAFO-MENSAH

DEFENSIVE LINE // SR // 6-3 // 255
Fort Worth, Texas (Nolan Catholic HS)/Notre Dame

2024 GAME-BY-GAME

	S-A-T	TFL	QBS	FF-FR	INT	QBH	PBU
at Stanford	0-1-1	0-0	0-0	0-0	0	4	0
LIU	2-0-2	1-0-9	1-0-9	0-0	0	0	0
UCF	0-4-4	0-0	0-0	0-0	0	0	0
at SMU	4-0-4	1-0-5	0-0	0-0	0	0	0
at Kansas	0-0-0	0-0	0-0	0-0	0	0	0
Houston	3-1-4	0-0	0-0	0-0	0	0	0
at Utah	1-1-2	1-0-5	0-0	0-0	0	0	1
Texas Tech	1-1-2	0-0	0-0	0-0	0	1	0

CAREER STATS

DEFENSE	G	S-A-T	TFL	QBS	INT	PBU	FF-FR
2019 (Notre Dame)	2	0-1-1	0-0	0-0	0	0	0-0
2021 (Notre Dame)	12	5-8-13	2-5-10	2-0-8	0	0	0-0
2022 (Notre Dame)	13	8-6-14	1-0-8	0-0	0	0	1-0
2023 (Notre Dame)	12	12-8-20	5-5-62	3-0-31	0	0	0-0
2024	8	11-8-19	3-0-19	1-0-9	0	1	0-0
TOTAL	47	36-31-66	12-0-99	6-0-48	0	1	1-0

SINGLE-GAME CAREER HIGHS

Total Tackles: 4, four times
Total Tackles For Loss: 2.0, at Stanford (11/25/23)
Total Sacks: 1, six times



JEREMY
PAYNE

RUNNING BACK // FR // 5-10 // 185
Missouri City, Texas (Hightower HS)

2024 GAME-BY-GAME

	RUSHING				KICK RETURNS			
	ATT	YDS	TD	LNG	ATT	YDS	TD	LNG
at Stanford	0	0	0	0	0	0	0	0
LIU	1	-5	0	0	1	21	0	21
UCF	1	1	0	1	0	0	0	0
at SMU	6	21	0	8	0	0	0	0
at Kansas	8	65	0	32	0	0	0	0
Houston	3	3	1	2	0	0	0	0
at Utah	0	0	0	0	0	0	0	0
Texas Tech	3	17	1	9	2	20	0	12

CAREER STATS

RUSHING	G	ATT	YDS	TD	LNG	AVG
2024	8	29	137	2	32	17.1
Total	8	29	137	2	32	17.1

SINGLE-GAME CAREER HIGHS

Rushing Attempts: 8, at Kansas (9/28/24); vs. LIU (9/7/24)
Rushing Yards Net: 65, at Kansas (9/28/24)
Rushing Touchdowns: 1, vs. Texas Tech (10/26/24); vs. Houston (10/4/24)
Longest Rushing: 32, at Kansas (9/28/24)
Receptions: 2, vs. Houston (10/4/24)
Reception Yards: 21, vs. UCF (9/14/24)
Longest Reception: 21, vs. UCF (9/14/24)
Longest Kick Return: 21, vs. LIU (9/7/24)



JP
RICHARDSON

WIDE RECEIVER // SR // 6-0 // 195
Missouri City, Texas (Ridge Point HS) / Oklahoma State

2024 GAME-BY-GAME

	RECEIVING				PUNT RETURNS			
	REC	YDS	TD	LNG	ATT	YDS	TD	LNG
at Stanford	6	107	0	34	2	17	0	10
LIU	2	25	0	15	3	18	0	7
UCF	5	46	0	23	3	33	0	15
at SMU	3	14	0	7	0	0	0	0
at Kansas	4	42	0	20	3	111	1	89
Houston	9	98	0	25	1	0	0	0
at Utah	3	53	0	26	2	2	0	3
Texas Tech	4	35	0	17	2	6	0	6

CAREER STATS

RECEIVING	G	REC	YDS	TD	LNG	AVG
2021 (Oklahoma State)	10	23	168	2	20	16.8
2022 (Oklahoma State)	13	49	503	4	83	38.7
2023	12	46	536	3	59	44.7
2024	8	36	420	0	34	52.5
TOTAL	43	154	1627	9	83	37.8

SINGLE-GAME CAREER HIGHS

Rushing Attempts: 1, five times
Rushing Yards Net: 8, at Iowa State (10/7/23)
Longest Rushing: 8, at Iowa State (10/7/23)
Total Passes: 1, three times
Completed Passes: 1, at Baylor (10/1/22)
Passes Yards: 32, at Baylor (10/1/22)
Longest Pass: 32, at Baylor (10/1/22)
Receptions: 9, vs. Houston (10/4/24)
Reception Yards: 107, at Stanford (9/30/24)
Reception Touchdowns: 1, nine times
Longest Reception: 83, vs. Iowa State (11/12/22)
Longest Punt Return: 89, at Kansas (9/28/24)
Longest Kick Return: 21, vs. West Virginia (11/26/22)



DJ
ROGERS

TIGHT END // JR // 6-4 // 250
Sammamish, Wash. (Eastside Catholic HS)

2024 GAME-BY-GAME

	RUSHING				RECEIVING			
	ATT	YDS	TD	LNG	REC	YDS	TD	LNG
at Stanford	0	0	0	0	1	8	0	8
LIU	0	0	0	0	0	0	0	0
UCF	0	0	0	0	0	0	0	0
at SMU	0	0	0	0	1	9	0	9
at Kansas	0	0	0	0	0	0	0	0
Houston	0	0	0	0	0	0	0	0
at Utah	0	0	0	0	0	0	0	0
Texas Tech	0	0	0	0	3	15	1	8

CAREER STATS

RECEIVING	G	REC	YDS	TD	LNG	AVG
2021	4	0	0	0	0	0.0
2022	12	0	0	0	0	0.0
2023	12	7	78	1	22	6.5
2024	8	5	32	1	9	4.6
TOTAL	36	12	110	2	22	3.1

SINGLE-GAME CAREER HIGHS

Receptions: 3, vs. Texas Tech (10/26/24); at Texas Tech (11/4/23)
Reception Yards: 31, at Texas Tech (11/4/23)
Reception Touchdowns: 1, vs. Texas Tech (10/26/24); at Texas Tech (11/4/23)
Longest Reception: 22, vs. BYU (10/14/23)
Total Tackles: 1, at Houston (9/16/23)



TREY
SANDERS

RUNNING BACK // SR // 6-0 // 215
Port Saint Joe, Fla. (IMG Academy) / Alabama

2024 GAME-BY-GAME

	RUSHING				RECEIVING			
	ATT	YDS	TD	LNG	REC	YDS	TD	LNG
at Stanford	2	11	0	12	0	0	0	0
LIU	4	15	0	11	0	0	0	0
at SMU	3	9	0	6	0	0	0	0
Houston	0	0	0	0	0	0	0	0
at Utah	0	0	0	0	0	0	0	0
Texas Tech	0	0	0	0	0	0	0	0

CAREER STATS

RUSHING STATS	G	ATT	YDS	TD	LNG	AVG
2020 (Alabama)	4	30	134	0	25	33.5
2021 (Alabama)	13	72	314	2	20	24.2
2022 (Alabama)	10	14	80	1	11	8.0
2023	12	48	176	6	18	14.7
2024	6	9	35	0	12	5.8
TOTAL	45	173	739	9	25	16.4

RECEIVING

	G	REC	YDS	TD	LNG	AVG
2020 (Alabama)	4	1	-2	0	0	-0.5
2021 (Alabama)	13	6	55	0	36	4.2
2022 (Alabama)	10	2	13	0	10	1.3
2023	12	5	20	0	8	1.7
2024	6	0	0	0	0	0.0
TOTAL	45	14	86	0	36	1.9

SINGLE-GAME CAREER HIGHS

Rushing Attempts: 15, vs. Colorado (9/2/23)
Rushing Yard Net: 80, vs. Mississippi State (10/31/20)
Rushing Touchdowns: 3, vs. Colorado (9/2/23)
Longest Rushing: 25, vs. Mississippi State (10/31/20)
Receptions: 2, at Auburn (11/27/21); at Kansas State (10/21/23)
Receptions Yards: 36, vs. Arkansas (11/20/21)
Longest Reception: 36, vs. Arkansas (11/20/21)
Longest Kick Return: 17, vs. Mississippi State (10/31/20)
Total Tackles: 1, vs. Mississippi State (10/31/20); vs. Georgia (12/4/21)



KEN
SEALS

QUARTERBACK // JR // 6-3 // 220
Azle, Texas (Weatherford HS)/Vanderbilt

2024 GAME-BY-GAME

	PASSING				RUSHING			
	C-A-I	PCT	YDS	TD	LNG	ATT	YDS	TD
at Stanford	DNP							
LIU	3-4-0	75.0	16	0	10	2	10	0
UCF	0-0-0	0.0	0	0	0	0	0	0
at SMU	3-3-0	1.000	19	1	13	0	0	0

CAREER STATS

PASS/RUSH	G	C-A-I	PCT	YDS	TD	ATT	YDS	TD
2020 (Vandy)	9	186-288-10	64.6	1928	12	41	-52	0
2021 (Vandy)	8	127-224-8	56.7	1181	5	38	-28	1
2023 (Vandy)	10	105-179-4	58.7	1183	11	40	30	2
2024	3	6-7-0	85.7	35	1	2	10	0
TOTAL	30	424-698-22	60.7	4327	29	121	-40	3

SINGLE-GAME CAREER HIGHS

Rushing Attempts: 11, vs. Auburn (11/4/23)
Rushing Yards Net: 20, vs. Auburn (11/4/23)
Rushing Touchdowns: 1, three times
Longest Rushing: 34, vs. Auburn (11/4/23)
Total Passes: 46, at Mississippi State (11/7/20)
Completed Passes: 31 vs. Ole Miss (10/31/20); at Mississippi State (11/4/20)
Passes Yards: 336, at Mississippi State (11/7/20)
Touchdowns from passes: 2, nine times
Longest Pass: 85, at Florida (10/7/23)

2024 PLAYER BIO UPDATES



CAM
SMITH

29

SAFETY // SR // 6-0 // 180
Whiteville, N.C. (Whiteville HS)/Memphis

2024 GAME-BY-GAME

	S-A-T	TFL	QBS	FF-FR	INT	QBH	PBU
Houston	3-1-4	0-0	0-0	0-0	0	0	0
at Utah	1-1-2	0-0	0-0	0-0	0	0	0
Texas Tech	1-0-1	0-0	0-0	0-0	0	0	0

CAREER STATS

DEFENSE	G	S-A-T	TFL	QBS	INT	PBU	FF-FR
2021 (Memphis)	10	5-0-5	0-0	0-0	0	0	0-0
2022 (Memphis)	10	12-5-17	0-0	0-0	0	1	0-0
2023 (Memphis)	12	46-11-57	0-0	0-0	3	6	0-0
2024	3	5-2-7	0-0	0-0	0	0	0-0
TOTAL	35	68-18-86	0-0	0-0	3	7	0-0

SINGLE-GAME CAREER HIGHS

Total Tackles: 10, vs. USF (11/4/23)
Total Interceptions: 1, three times



RICHARD
TONEY JR.

23

SAFETY // JR // 6-0 // 195
Arlington, Texas (Arlington HS)/Nevada

2024 GAME-BY-GAME

	S-A-T	TFL	QBS	FF-FR	INT	QBH	PBU
at Stanford	0-0-0	0-0	0-0	0-0	0	0	0
LIU	2-5-7	0-0	0-0	0-0	0	0	1
UCF	0-0-0	0-0	0-0	0-0	0	0	0
at SMU	0-0-0	0-0	0-0	0-0	0	0	0
at Kansas	0-0-0	0-0	0-0	0-0	0	0	0
Houston	0-0-0	0-0	0-0	0-0	0	0	0
at Utah	0-0-0	0-0	0-0	0-0	0	0	0

CAREER STATS

DEFENSE	G	S-A-T	TFL	QBS	INT	PBU	FF-FR
2021 (Nevada)	1	0-0-0	0-0	0-0	0	0	0-0
2022 (Nevada)	7	7-1-8	0-0	0-0	0	0	0-0
2023 (Nevada)	12	46-21-67	3.5-15	1.0-5	2	1	0-0
2024	7	2-5-7	0-0	0-0	0	1	0-0
TOTAL	27	55-27-82	3.5-15	1.0-5	2	2	0-0

SINGLE-GAME CAREER HIGHS

Total Tackles: 12, at Utah State (11/11/23)
Total Tackles for Loss: 1, three times
Total Sacks: 1, vs. UNLV (10/14/23)
Total Interceptions: ... 1, vs. New Mexico (10/28/23); at Colorado State (11/18/23)



SAVION
WILLIAMS

3

WIDE RECEIVER // SR // 6-5 // 225
Marshall, Texas (Marshall HS)

2024 GAME-BY-GAME

	RUSHING				RECEIVING			
	ATT	YDS	TD	LNG	REC	YDS	TD	LNG
at Stanford	1	7	0	7	11	85	1	17
LIU	0	0	0	0	5	69	0	26
UCF	1	2	0	2	4	37	2	18
at SMU	0	0	0	0	3	50	0	22
at Kansas	1	3	0	3	4	47	0	26
Houston	0	0	0	0	4	40	1	21
at Utah	7	72	0	25	5	27	0	10
Texas Tech	11	72	1	35	3	81	1	75

CAREER STATS

RECEIVING STATS	G	REC	YDS	TD	LNG	AVG
2020	7	1	8	0	8	1.1
2021	7	6	71	0	16	10.1
2022	15	29	392	4	57	26.1
2023	11	41	573	4	42	52.1
2024	8	39	436	5	75	54.5
TOTAL	48	116	1480	13	75	30.8

SINGLE-GAME CAREER HIGHS

Rushing Attempts: 11, vs. Texas Tech (10/26/24)
Rushing Yards Net: 72, vs. Texas Tech (10/26/24); at Utah (10/19/24)
Rushing Touchdowns: 1, vs. Texas Tech (10/26/24)
Longest Rushing: 35, vs. Texas Tech (10/26/24)
Receptions: 11, at Stanford (8/30/24), vs. Texas (11/11/23)
Reception Yards: 164, vs. Texas (11/11/23)
Reception Touchdowns: 2, vs. UCF (9/14/24)
Longest Reception: 75, vs. Texas Tech (10/26/24)
Longest Kick Return: 30, at Baylor (10/31/20)

2024 GAME-BY-GAME RECAPS

GAME 1

Aug. 30, 2024 • Attendance: 36,026
Stanford Stadium • Stanford, Calif.



TCU (1-0)
STANFORD (0-1)

34
27

STANFORD, Calif. -- TCU finished strong on both sides of the ball in opening its season with a 34-27 win at Stanford.

Trailing 24-20 with 6:57 to play, Josh Hoover led an 8-play, 74-yard drive, capped by a 4-yard scoring pass to Jack Bech, to put the Horned Frogs on top to stay at 27-24 with 3:13 remaining. The drive was keyed by a 34-yard completion to JP Richardson.

After forcing a 4-and-out on Stanford's ensuing series, which featured a combined sack by Marcel Brooks and Devean Deal, TCU sealed the victory four plays later with a Cam Cook 7-yard scoring run to make it 34-24 with 1:51 left.

Bech (139) and Richardson (107) gave TCU two 100-yard receivers in the same game for the first time since Derius Davis (139) and Quentin Johnston (114) against Oklahoma State in 2020. Combined with Savion Williams (85), who had a 5-yard scoring reception for TCU's first points of the game, the Horned Frogs had three receivers with at least 85 yards in the same game for the first time in program history.

Hoover completed his first eight pass attempts and finished 28-of-42 for 353 yards with two touchdowns and no interceptions.

TCU outgained Stanford 457-to-286 in total offense. The Horned Frogs had 10.0 tackles for loss and 4.0 sacks.

SCORE BY QUARTERS	1	2	3	4	SCORE
TCU	7	3	10	14	34
STANFORD	7	10	0	10	27

SCORING SUMMARY

1ST 07:57 STA - HARRIS,J. 3 YD PASS FROM DANIELS,A. (KENNEY,E. PAT) 13-89, 06:59	0 7
1ST 01:16 TCU - WILLIAMS,S. 5 YD PASS FROM HOOVER,J. (LEMMERMANN PAT) 13-75, 06:41	7 7
2ND 09:19 STA - CISSE,I. 2 YD PASS FROM LAMSON,J. (KENNEY,E. PAT) 7-20, 03:07	7 14
2ND 04:09 TCU - LEMMERMAN,K. 22 YD FIELD GOAL 5-18, 01:22	10 14
2ND 01:36 STA - KENNEY,E. 35 YD FIELD GOAL 8-58, 02:33	10 17
3RD 09:11 TCU - LEMMERMAN,K. 42 YD FIELD GOAL 14-57, 05:43	13 17
3RD 02:22 TCU - HOOVER,J. 1 YD RUN (LEMMERMANN,K. PAT) 4-42, 02:22	20 17
4TH 06:57 STA - LAMSON,J. 1 YD RUN (KENNEY,E. PAT) 11-79, 04:46	20 24
4TH 03:13 TCU - BECH,J. 4 YD PASS FROM HOOVER,J. (LEMMERMANN,K. PAT) 8-74, 03:39	27 24
4TH 01:51 TCU - COOK,C. 7 YD RUN (LEMMERMANN,K. PAT) 4-19, 00:23	34 24
4TH 00:36 STA - KENNEY,E. 45 YD FIELD GOAL 8-48, 01:15	34 27

TEAM STATISTICS		
CATEGORY	TCU	STANFORD
FIRST DOWNS	24	17
RUSHES - NET YARDS RUSHING	34-104	37-121
NET YARDS PASSING	353	165
Completions-Attempts-Int	42-28-0	36-18-1
TOTAL OFFENSE YARDS	457	286
Total Offense Plays	76	73
Average Gain Per Play	6.0	3.9
Fumbles: Number-Lost	3-2	1-0
Penalties: Number-Yards	7-100	4-19
PUNTS-YARDS	2-75	3-127
Average Yards Per Punt	37.5	42.3
Net Yards Per Punt	37.5	36.7
KICKOFF-YARDS	7-455	5-321
Punt returns: Number-Yards-TD	2-17-0	0-0-0
Kickoff returns: Number-Yds-TD	3-54-0	1-11-0
Interceptions: Number-Yds-TD	1-6-0	0-0-0
Fumble Returns: Number-Yds-TD	0-0-0	1-10-0
Possession Time	30:15	29:45
Third-Down Conversions	8-15	5-15
Fourth-Down Conversions	0-1	2-5
Red-Zone Scores-Chances	5-6	4-4
Touchdowns	4	3
Field Goals	1	1
Sacks By: Number-Yards	4-33	1-11
Points off Turnover	3	7

RUSHING

TCU - Cam Cook 20-81, Trey Sanders 2-11, Hauss Hejny 2-7, Jack Bech 0-7, Savion Williams 1-7, Dominique Johnson 1-2, Josh Hoover 5-Minus 3, TEAM 3-Minus-8.
STANFORD - Ashton Daniels 17-87, Sedrick Irvin 5-24, Micah Ford 10-18, Justin Lamson 2-3, TEAM 1-Minus 1, Ismael Cisse 2-Minus 10.

PASSING

TCU - Josh Hoover 28-42-0, 353 yards.
STANFORD - Ashton Daniels 17-35-1, 163 yards; Justin Lamson 1-1-0, 2 yards

RECEIVING

TCU - Savion Williams 11-85, Jack Bech 6-139, JP Richardson 6-107, DJ Rogers 1-8, Drake Dabney 1-5, Major Everhart 1-4, Cam Cook 1-3, Blake Nowell 1-2.
STANFORD - Elic Ayomanor 7-102, Tiger Bachmeier 3-17, Jackson Harris 2-14, Ismael Cisse 2-11, Sam Roush 2-11, Micah Ford 2-10.

GAME 2

Sept. 7, 2024 • Attendance: 44,063
Amon G. Carter Stadium • Fort Worth, Texas



LIU (0-2)
TCU (2-0)

0
45

FORT WORTH -- TCU was sharp on both sides of the ball in a 45-0 win over LIU on Saturday night in the home opener at Amon G. Carter Stadium.

The Horned Frogs (2-0) scored on six of their first seven possessions and held the Sharks to just 127 yards, the fewest allowed by TCU since limiting Grambling State to 80 yards in the 2012 season opener, the first game in the rebuilt Amon G. Carter Stadium. It was also the Horned Frogs' first shutout since 2017, when they blanked Kansas 43-0.

Josh Hoover tied a TCU single-game record, held by Jeff Ballard in 2006 against San Diego State, by completing 14 consecutive passes en route to a 20-of-25 night for 267 yards and two touchdowns with no interceptions.

The Horned Frogs' lead grew to 17-0 just 1:23 into the second quarter on a 5-yard scoring pass from Hoover to JoJo Earle. It came one play after Earle had a 15-yard reception from Savion Williams, a former high school quarterback, attempting his first collegiate pass. Williams topped TCU in receiving for the second straight game with five catches for 69 yards.

TCU led 31-0 at the half with Cam Cook scoring two of his three rushing touchdowns on carries of 1 and 12 yards. His final trip to the end zone was a 5-yard run that extended the Horned Frogs' margin to 38-0 with 12:45 left in the third quarter.

SCORE BY QUARTERS	1	2	3	4	SCORE
LIU	0	0	0	0	0
TCU	10	21	7	7	45

SCORING SUMMARY

1ST 11:35 TCU - LEMMERMAN,K. 48 YD FIELD GOAL 6-24, 02:06	0 3
1ST 07:45 TCU - COOK,C. 1 YD RUN (LEMMERMANN KICK) 4-11, 01:45	0 10
2ND 13:37 TCU - EARLE,J. 5 YD PASS FROM HOOVER,J. (LEMMERMANN KICK) 6-59, 02:07	0 17
2ND 07:25 TCU - JOHNSON,D. 2 YD RUN (LEMMERMANN KICK) 9-69, 04:02	0 24
2ND 01:52 TCU - COOK,C. 12 YD RUN (LEMMERMANN KICK) 7-54, 02:26	0 31
3RD 12:45 TCU - COOK,C. 5 YD RUN (LEMMERMANN KICK) 4-79, 02:08	0 38
4TH 11:29 TCU - CURTIS,C. 18 YD PASS FROM HOOVER,J. (LEMMERMANN) 11-42, 04:13	0-45

TEAM STATISTICS		
CATEGORY	LIU	TCU
FIRST DOWNS	9	22
RUSHES - NET YARDS RUSHING	34-59	37-127
NET YARDS PASSING	68	298
Completions-Attempts-Int	22-9-1	30-24-0
TOTAL OFFENSE YARDS	127	425
Total Offense Plays	56	67
Average Gain Per Play	2.3	6-3
Fumbles: Number-Lost	1-0	1-0
Penalties: Number-Yards	2-15	6-65
PUNTS-YARDS	10-364	3-136
Average Yards Per Punt	36.4	45.3
Net Yards Per Punt	31.2	45.3
KICKOFF-YARDS	1-65	8-517
Punt returns: Number-Yards-TD	0-0-0	5-52-0
Kickoff returns: Number-Yds-TD	0-0-0	1-21-0
Interceptions: Number-Yds-TD	0-0-0	1-14-0
Fumble Returns: Number-Yds-TD	0-0-0	0-0-0
Possession Time	30:31	29:29
Third-Down Conversions	5-17	4-11
Fourth-Down Conversions	0-1	2-2
Red-Zone Scores-Chances	0-1	6-6
Touchdowns	0-1	6-6
Field Goals	0-1	0-6
Sacks By: Number-Yards	0-0	2-17
Points off Turnover	0	0

RUSHING

LIU - Ethan Greenwood 7-24, Ludovick Choquette 6-13, Luca Stanzani 5-12, Nasir Hennigan 4-12, Chris Howell 6-8, Pat Bowen 3-6, Damarius Good 2-6, TEAM 1-Minus 22.
TCU - Cam Cook 13-58, Jeremy Payne 8-30, Dominique Johnson 7-26, Trey Sanders 4-15, Ken Seals 2-10, JoJo Earle 1-9, Nate Palmer 1-Minus 5, TEAM 1-Minus 16.

PASSING

LIU - Luca Stanzani 8-18-1, 60 yards; Chris Howell 1-2-0, 8 yards; Ethan Greenwood 0-2-0, 0 yards.
TCU - Josh Hoover 20-25-0, 267 yards; Ken Seals 3-4-0, 16 yards; Savion Williams 1-1-0, 15 yards.


RECEIVING

LIU - Aviyon Smith-Mack 2-35, Michael Love 3-19, Cory Nichols 3-17, Ludovick Choquette 1-Minus 3.
TCU - Savion Williams 5-69, JoJo Earle 3-24, Eric McAlister 2-54, Blake Nowell 2-50, Chase Curtis 2-27, JP Richardson 2-25, Jack Bech 2-11, Braylon James 2-6, Jordyn Bailey 1-18, Hunter Krepp 1-10, Cam Cook 1-2, Dominique Johnson 1-2.

2024 GAME-BY-GAME RECAPS

GAME 3

Sept. 14, 2024 • Attendance: 48,889
Amon G. Carter Stadium • Fort Worth, Texas

	UCF (3-0, 1-0)	35
	TCU (2-1, 0-1)	34

FORT WORTH -- UCF rallied for a 35-34 victory over TCU in the Big 12 Conference opener for both teams Saturday night in Amon G. Carter Stadium.

The Horned Frogs started fast. TCU scored on its opening three possessions, converting all seven third-down opportunities in the process, to take a 21-7 lead with 10:10 left in the second quarter.

TCU extended its margin to 28-7 on a 50-yard scoring pass from Josh Hoover to Jack Bech just 1:32 into the second half. Bech had a career day with nine receptions for 200 yards.

Hoover tied a personal-best with four touchdown passes, two to Savion Williams, while recording his third career 400-yard game with 402 yards. He completed 35-of-52 attempts.

TCU had a chance to win at the end, taking possession at its 25-yard line with 36 seconds remaining. The Horned Frogs drove to the UCF 40. On the game's final play, Kyle Lemmermann's 58-yard field-goal attempt had the distance but was wide.

TCU special teams played a big role with three blocked kicks. Caleb Fox and LaMareon James blocked field goals with Bud Clark having his hands on an extra-point attempt.

SCORE BY QUARTERS	1	2	3	4	SCORE
UCF	0	7	13	15	35
TCU	14	7	10	3	34

SCORING SUMMARY

1ST 09:38 TCU - MCALISTER,E. 14 YD PASS FROM HOOVER,J. (LEMMERMANN)	10-56, 04:15	0 7
1ST 03:18 TCU - WILLIAMS,S. 18 YD PASS FROM HOOVER,J. (LEMMERMANN)	9-71, 02:16	0 14
2ND 14:52 UCF - HARVEY,RJ 29 YD PASS FROM JEFFERSON,KJ (BOOMER KICK)	7-75, 03:26	7 14
2ND 10:10 TCU - WILLIAMS,S. 16 YD PASS FROM HOOVER,J. (LEMMERMANN)	12-75, 04:42	7 21
3RD 13:28 TCU - BECH,J. 50 YD PASS FROM HOOVER,J. (LEMMERMANN)	4-75, 01:32	7 28
3RD 09:36 UCF - HARVEY,RJ 1 YD RUN (PAT BLOCKED)	8-75, 03:52	13 28
3RD 05:03 TCU - LEMMERMANN,K. 31 YD FIELD GOAL	10-62, 04:33	13 31
3RD 04:01 UCF - HUDSON,K. 27 YD PASS FROM JEFFERSON,KJ (BOOMER KICK)	3-75, 01:02	20 31
4TH 13:38 UCF - HARVEY,RJ 27 YD RUN (HARVEY,RJ PASS)	10-80, 03:47	28 31
4TH 08:44 TCU - LEMMERMANN,K. 24 YD FIELD GOAL	10-69, 04:54	28 34
4TH 00:36 UCF - HUDSON,K. 20 YD PASS FROM JEFFERSON,KJ (BOOMER KICK)	10-72, 02:38	35-34

TEAM STATISTICS		
CATEGORY	UCF	TCU
FIRST DOWNS	30	26
RUSHES - NET YARDS RUSHING	54-289	17-58
NET YARDS PASSING	230	402
Completions-Attempts-Int	13-22-0	35-53-0
TOTAL OFFENSE YARDS	519	460
Total offense plays	76	70
Average Gain Per Play	6.8	6.6
Fumbles: Number-Lost	0-0	0-0
Penalties: Number-Yards	5-45	4-40
PUNTS-YARDS	3-152	3-149
Average Yards Per Punt	50.7	49.7
Net Yards Per Punt	39.7	44.0
KICKOFF-YARDS	6-390	7-455
Punt returns: Number-Yards-TD	1--3-0	3-33-0
Kickoff returns: Number-Yds-TD	1-13-0	0-0-0
Interceptions: Number-Yds-TD	0-0-0	0-0-0
Fumble Returns: Number-Yds-TD	0-0-0	0-0-0
Possession Time	32:54	27:06
Third-Down Conversions	11-16	10-15
Fourth-Down Conversions	0-0	0-0
Red-Zone Scores-Chances	2-3	5-5
Touchdowns	2	3
Field goals	0	2
Sacks By: Number-Yards	0-0	0-0
Points off Turnover	0	0

RUSHING

UCF - RJ Harvey 29-180, KJ Jefferson 9-46, Peny Boone 7-24, Xavier Townsend 4-19, Myles Montgomery 3-13, Johnny Richardson 2-7.

TCU - Cam Cook 11-35, Dominique Johnson 2-14, Josh Hoover 1-10, Savion Williams 1-2, Jeremy Payne 1-1, TEAM 1-Minus 1.

PASSING

UCF - KJ Jefferson 13-22-0, 230 yards.

TCU - Josh Hoover 35-52-0, 402 yards.

RECEIVING

UCF - Kobe Hudson 6-145, Randy Pittman, Jr. 3-43, RJ Harvey 1-29, Jacoby Jones 1-15, Xavier Townsend 2-Minus 2.

TCU - Jack Bech 9-200, JP Richardson 5-46, Eric McAlister 4-54, Savion Williams 4-37, Cam Cook 4-8, Drake Dabney 3-15, Chase Curtis 3-14, JoJo Earle 2-7, Jeremy Payne 1-21.

GAME 4

Sept. 21, 2024 • Attendance: 33,168
Gerald J. Ford Stadium • Dallas, Texas

	TCU (2-2)	42
	SMU (3-1)	66

DALLAS -- TCU dropped a 66-42 decision at SMU on Saturday afternoon.

The Mustangs scored 24 points off TCU turnovers and returned a punt for a touchdown.

Trailing 17-0, TCU scored twice in a 3:27 span to pull within 17-14. A Josh Hoover 1-yard quarterback sneak on the first play of the second quarter capped a 14 play, 65-yard drive. On SMU's ensuing possession, Caleb Fox forced a fumble that was recovered by Kaleb Elarms-Orr. Six plays later, Cam Cook scored from 7 yards for his team-best fifth rushing touchdown of the season to cut the TCU deficit to 17-14.

TCU made it a 24-21 game on a 19-yard reception by Eric McAlister on a 4th-and-1 with exactly five minutes to play in the first half. McAlister had six receptions for 114 yards.

Trailing 41-21 at the break, TCU closed to within 41-28 on the opening series of the second half. Jack Bech capped the 90-yard drive with a 46-yard touchdown catch. He had eight receptions for 166 yards to record his third 100-yard game of the season. He later added a 15-yard scoring grab, Hoover's third touchdown pass of the game.

SCORE BY QUARTERS	1	2	3	4	SCORE
TCU	0	21	7	14	42
SMU	17	24	18	7	66

SCORING SUMMARY

1ST 09:52 SMU - ROGERS,C. 51 YD FIELD GOAL	11-41, 05:08	0 3
1ST 07:02 SMU - CROSSLEY,B. 51 YD FUMBLE RECOVERY (ROGERS,C. KICK)		0 10
1ST 06:10 SMU - DANIELS, R. 69 YD PUNT RETURN (ROGERS,C. KICK)		0 17
2ND 14:51 TCU - HOOVER,J. 1 YD RUN (LEMMERMANN,K. KICK)	14-65, 06:19	7 17
2ND 11:24 TCU - COOK,C. 7 YD RUN (LEMMERMANN,K. KICK)	6-32, 02:11	14 17
2ND 08:01 SMU - SMITH,B. 25 YD RUN (ROGERS,C. KICK)	8-68, 03:19	14 24
2ND 05:00 TCU - MCALISTER,E. 19 YD PASS FROM HOOVER,J. (LEMMERMANN)	7-75, 03:01	21 24
2ND 01:28 SMU - HUDSON,J. 10 YD PASS FROM JENNINGS,K. (ROGERS,C. KICK)	11-60, 03:24	21 31
2ND 01:04 SMU - MOSES,A. 60 YD INTERCEPTION (ROGERS,C. KICK)		21 38
2ND 00:00 SMU - ROGERS,C. 49 YD FIELD GOAL	3-31, 00:13	21 41
3RD 11:18 TCU - BECH,J. 46 YD PASS FROM HOOVER,J. (LEMMERMANN KICK)	7-90, 03:29	28 41
3RD 09:27 SMU - SMITH,B. 24 YD PASS FROM JENNINGS,K. (SMITH,B. PASS)	4-75, 01:51	28 49
3RD 08:34 SMU - SMITH,B. 1 YD RUN (ROGERS,C. KICK)	1-1, 0:04	28 56
3RD 01:35 SMU - ROGERS,C. 45 YD FIELD GOAL	9-47, 03:52	28 59
4TH 12:15 TCU - BECH,J. 15 YD PASS FROM HOOVER,J. (LEMMERMANN KICK)	5-64 01:17	35 59
4TH 08:23 SMU - SMITH,B. 1 YD RUN (ROGERS,C. KICK)	6-53, 03:50	35 66
4TH 02:55 TCU - BAILEY,J. 6 YD PASS FROM SEALS,K. (LEMMERMANN KICK)	10-59, 05:21	42 66

TEAM STATISTICS		
CATEGORY	TCU	SMU
FIRST DOWNS	24	23
RUSHES - NET YARDS RUSHING	32-65	42-238
NET YARDS PASSING	415	137
Completions-Attempts-Int	31-46-2	14-19-0
TOTAL OFFENSE YARDS	480	375
Total offense plays	78	61
Average Gain Per Play	6.2	6.1
Fumbles: Number-Lost	5-3	1-1
Penalties: Number-Yards	14-135	7-77
PUNTS-YARDS	2-88	0-0
Average Yards Per Punt	44.0	0.0
Net Yards Per Punt	9.5	0.0
KICKOFF-YARDS	7-403	11-665
Punt returns: Number-Yards-TD	0-0-0	1-69-1
Kickoff returns: Number-Yds-TD	4-64-0	3-51-0
Interceptions: Number-Yds-TD	0-0-0	2-97-1
Fumble Returns: Number-Yds-TD	0-0-0	2-60-1
Possession Time	32:20	27:40
Third-Down Conversions	8-16	7-12
Fourth-Down Conversions	3-4	1-1
Red-Zone Scores-Chances	5-5	3-3
Touchdowns	5	3
Field goals	0	0
Sacks By: Number-Yards	0-0	1-12
Points off Turnover	7	24

RUSHING

TCU - Cam Cook 14-24, Jeremy Payne 6-21, Trey Sanders 3-9, Dominique Johnson 3-9, Jordyn Bailey 1-6, Chase Curtis 1-3, Josh Hoover 4-Minus 7.

SMU - Brashard Smith 18-127, Kevin Jennings 10-41, LJ Johnson Jr. 5-36, Roderick Daniels Jr. 3-15, Keldrick Luster 2-10, Derrick McFall 3-10, TEAM 1-Minus 1.

PASSING

TCU - Josh Hoover 28-43-2, 396 yards; Ken Seals 3-3-0, 19 yards.

SMU - Kevin Jennings 14-19-0, 137 yards.

RECEIVING

TCU - Jack Bech 8-166, Eric McAlister 6-114, Cam Cook 4-20, Savion Williams 3-50, JP Richardson 3-14, Chase Curtis 2-36, Jordyn Bailey 2-6, DJ Rogers 1-9, Drake Dabney 1-3, JoJo Earle 1-Minus 3.

SMU - RJ Maryland 3-16, Brashard Smith 2-24, Kelvontay Dixon 2-18, Jake Bailey 2-12, Jordan Hudson 2-10, LJ Johnson Jr. 2-6, Romello Brinson 1-51.

2024 GAME-BY-GAME RECAPS

GAME 5

Sept. 28, 2024 • Attendance: 47,928
Arrowhead Stadium • Kansas City, Mo.



TCU (3-2, 1-1)
KANSAS (1-4, 0-2)

38
27

KANSAS CITY, Mo. -- JP Richardson's 89-yard punt return for a touchdown provided the go-ahead score in TCU's 38-27 win over Kansas Saturday afternoon at Arrowhead Stadium.

With TCU trailing 24-21 with 1:46 left in the third quarter, Richardson fielded a punt at the TCU 11 and reached the end zone with the fourth-longest punt return in school history. It gave the Horned Frogs a 28-24 lead.

After Kansas answered with a field goal, Josh Hoover connected with Eric McAlister on a 59-yard touchdown to extend TCU's lead to 35-27 with 11:20 to play. After catching the short pass, McAlister eluded several tackles and raced down the sideline into the end zone.

TCU's defense stiffened in the fourth quarter and Kyle Lemmermann's 29-yard field goal with 3:02 remaining provided the final points.

The Horned Frogs had a season-best 507 yards of total offense.

Hoover completed 28-of-37 passes for 356 yards and three touchdown passes, including scoring strikes of 35 and 7 yards to Jack Bech who had a career-best 10 receptions for 131 yards. Bech has topped 100 yards receiving in four of five games this season. McAlister also reached 100 yards with his four catches for 100.

TCU took a 21-17 halftime lead when Hoover hit Bech on a 7-yard touchdown with 17 seconds left. It capped an 11-play, 75-yard drive.

SCORE BY QUARTERS	1	2	3	4	SCORE
TCU	7	14	7	10	38
KANSAS	14	3	7	3	27

SCORING SUMMARY

1ST 10:18 KAN - GRIMM,L. 15 YD PASS FROM DANIELS,J. (ALLEN,T. KICK) 4-54, 02:02	0 7
1ST 08:29 TCU - BECH,J. 35 YD PASS FROM HOOVER,J. (LEMMERMANN,K. KICK) 5-92, 01:47	7 7
1ST 03:59 KAN - NEAL,D. 2 YD RUN (ALLEN,T. KICK) 10-71, 04:25	7 14
2ND 13:59 TCU - COOK,C. 3 YD RUN (LEMMERMANN,K. KICK) 12-75, 05:10	14 14
2ND 02:57 KAN - ALLEN,T. 24 YD FIELD GOAL 4-0, 00:58	14 17
2ND 00:17 TCU - BECH,J. 7 YD PASS FROM HOOVER,J. (LEMMERMANN,K. KICK) 11-75, 02:40	21 17
3RD 08:58 KAN - HISHAW,D. 8 YD RUN (ALLEN,T. KICK) 11-75, 06:02	21 24
3RD 01:46 TCU - RICHARDSON,JP 89 YD PUNT RETURN (LEMMERMANN,K. KICK)	28 24
4TH 12:07 KAN - ALLEN,T. 41 YD FIELD GOAL 10-42, 04:39	28 27
4TH 11:20 TCU - MCALISTER,E. 59 YD PASS FROM HOOVER,J. (LEMMERMANN) 2-75, 00:47	35 27
4TH 03:02 TCU - LEMMERMAN,K. 29 YD FIELD GOAL 12-57, 06:07	38 27

TEAM STATISTICS	TCU	KU
CATEGORY		
FIRST DOWNS	26	20
RUSHES - NET YARDS RUSHING	35-151	34-167
NET YARDS PASSING	356	179
Completions-Attempts-Int	28-37-2	15-34-1
TOTAL OFFENSE YARDS	507	346
Total offense plays	72	68
Average Gain Per Play	7.0	5.1
Fumbles: Number-Lost	1-1	0-0
Penalties: Number-Yards	5-52	6-50
PUNTS-YARDS	2-57	5-235
Average Yards Per Punt	28.5	47.0
Net Yards Per Punt	28.5	24.8
KICKOFF-YARDS	7-357	6-387
Punt returns: Number-Yards-TD	3-111-1	0-0-0
Kickoff returns: Number-Yds-TD	1-14-0	5-64-0
Interceptions: Number-Yds-TD	1-0-0	2-32-0
Fumble Returns: Number-Yds-TD	0-0-0	0-0-0
Possession Time	28:24	31:36
Third-Down Conversions	5-11	9-17
Fourth-Down Conversions	1-1	0-1
Red-Zone Scores-Chances	3-3	4-4
Touchdowns	2	3
Field goals	1	1
Sacks By: Number-Yards	1-12	1-8
Points off Turnover	0	10

RUSHING

TCU - Jeremy Payne 8-65, Cam Cook 15-61, JoJo Earle 2-21, Hauss Hejny 3-7, Savion Williams 1-3, Dominique Johnson 1-2, TEAM 2-Minus 2, Josh Hoover 3-Minus 6.

KANSAS - Daniel Hishaw 13-85, Devin Neal 14-70, Jalon Daniels 4-6, Torry Locklin 1-5, Quentin Skinner 1-2, TEAM 1-Minus 1.

PASSING

TCU - Josh Hoover 28-37-2, 356 yards.

KANSAS - Jalon Daniels 15-34-1, 179 yards.

RECEIVING

TCU - Jack Bech 10-131, Eric McAlister 4-100, Savion Williams 4-47, JP Richardsdon 4-42, Cam Cook 3-11, Jeremy Payne 1-10, JoJo Earle 1-9, Drake Dabney 1-6.

KANSAS - Luke Grimm 6-85, Lawrence Arnold 6-32, Jared Casey 2-35, Quentin Skinner 2-16, Doug Emilion 1-8, Devin Neal 1-3.

GAME 6

Oct. 4, 2024 • Attendance: 44,211
Amon G. Carter Stadium • Fort Worth, Texas



HOUSTON (2-4, 1-2)
TCU (3-3, 1-2)

30
19

FORT WORTH -- TCU dropped a 30-19 decision to Houston on Friday night at Amon G. Carter Stadium.

The Cougars jumped out to a 17-0 lead and never trailed.

A 29-yard scoring pass from Josh Hoover to Jack Bech pulled TCU within 27-19 with 9:25 remaining. The key play on the drive was a 9-yard completion from Hoover to Savion Williams on a 4th-and-8 for a first down at the Houston 33. The Cougars, though, answered with a 66-yard drive that consumed 7:27 off the clock to add a late field goal for the final margin.

Hoover continued his nation's-best streak of nine straight games with at least 20 completions and two touchdown passes, completing 23-of-37 attempts for 233 yards. JP Richardson was his favorite target with a career-high nine receptions for 98 yards.

Williams' 21-yard touchdown catch from Hoover, capping a 7-play, 77-yard drive, provided TCU's first points of the game to make it a 17-6 contest with 2:18 left in the first half.

True freshman running back Jeremy Payne, who made his first career start, scored his first collegiate touchdown on a 2-yard carry to pull TCU within 24-12 with 5:27 left in the third quarter.

SCORE BY QUARTERS	1	2	3	4	SCORE
HOUSTON	7	17	0	6	30
TCU	0	6	6	7	19

SCORING SUMMARY

1ST 05:29 HOU - WILLIAMS,D. 8 YD PASS FROM CHRISS,Z. (MARTIN,J. KICK) 7-58, 04:12	7 0
2ND 13:38 HOU - SANFORD II,R. 2 YD RUN (MARTIN,J. KICK) 8-62, 04:27	14 0
2ND 04:55 HOU - MARTIN,J. 34 YD FIELD GOAL 7-36, 03:34	17 0
2ND 02:18 TCU - WILLIAMS,S. 21 YD PASS FROM HOOVER,J. (KICK FAILED) 7-77, 02:31	17 6
2ND 01:48 HOU - CHRISS,Z. 71 YD RUN (MARTIN,J. KICK) 2-75, 00:30	24 6
3RD 05:27 TCU - PAYNE,J. 2 YD RUN (2-POINT PLAY FAILED) 9-64, 04:11	24 12
4TH 13:35 HOU - MARTIN,J. 28 YD FIELD GOAL 8-25, 05:00	27 12
4TH 09:25 TCU - BECH,J. 29 YD PASS FROM HOOVER,J. (LEMMERMANN KICK) 10-71, 04:04	27 19
4TH 01:58 HOU - MARTIN,J. 27 YD FIELD GOAL 14-66, 07:27	30 19

TEAM STATISTICS	UH	TCU
CATEGORY		
FIRST DOWNS	19	20
RUSHES - NET YARDS RUSHING	44-207	22-66
NET YARDS PASSING	154	233
Completions-Attempts-Int	17-20-0	23-37-2
TOTAL OFFENSE YARDS	361	299
Total offense plays	64	59
Average Gain Per Play	5.6	5.1
Fumbles: Number-Lost	3-0	2-2
Penalties: Number-Yards	5-50	3-39
PUNTS-YARDS	3-124	3-132
Average Yards Per Punt	41.3	44.0
Net Yards Per Punt	41.3	37.3
KICKOFF-YARDS	7-429	4-260
Punt returns: Number-Yards-TD	0-0-0	1-0-0
Kickoff returns: Number-Yds-TD	0-0-0	3-61-0
Interceptions: Number-Yds-TD	2-7-0	0-0-0
Fumble Returns: Number-Yds-TD	0-0-0	0-0-0
Possession Time	36:53	23:07
Third-Down Conversions	5-13	3-10
Fourth-Down Conversions	0-1	2-3
Red-Zone Scores-Chances	5-5	1-1
Touchdowns	2	1
Field goals	3	0
Sacks By: Number-Yards	3-18	3-14
Points off Turnover	10	0

RUSHING

HOUSTON - Zeon Chriss 11-97, Re'Shaun Sanford II 6-38, J'Marion Burnette 12-26, Donovan Smith 5-24, Stacy Sneed 4-18, DJ Butler 2-5, Mekhi Mews 1-4, Joseph Manjack IV 1-Minus 2, TEAM 2-Minus 3.

TCU - Cam Cook 14-77, Jeremy Payne 3-3, Josh Hoover 5-Minus 14.

PASSING

HOUSTON - Zeon Chriss 15-18-0, 141 yards; Donovan Smith 2-2-0, 13 yards.

TCU - Josh Hoover 23-37-2, 233 yards.

RECEIVING

HOUSTON - Stephon Johnson 3-28, Devan Williams 3-21, Maliq Carr 2-39, Jonah Wilson 2-22, Joseph Manjack IV 2-21, Stacy Sneed 2-8, Mekhi Mews 1-7, JayShon Ridgle 1-4, Jayden York 1-4.

TCU - JP Richardson 9-98, Jack Bech 4-55, Savion Williams 4-40, Blake Nowell 2-32, Jeremy Payne 2-9, Jordyn Bailey 2-Minus 1.

2024 GAME-BY-GAME RECAPS

GAME 7

Oct. 19, 2024 • Attendance: 53,299
Rice-Eccles Stadium • Salt Lake City, Utah



TCU (4-3, 2-2) 13
UTAH (4-3, 1-3) 7

SALT LAKE CITY -- TCU's defense led the way to a 13-7 win at Utah on Saturday night at Rice-Eccles Stadium.

The Horned Frogs allowed just 267 yards, a season-low against an FBS opponent. TCU recorded four sacks, including two by Devean Deal. The Utes were held to 2-of-15 on third-down conversions and 0-for-2 on fourth downs.

Leading 13-7, TCU held off the Utes on their final four possessions. The last two Utah series saw an interception by Bud Clark on a fourth-down pass with 6:58 to play and the Horned Frogs stopping the Utes on downs on their final possession with 2:35 remaining. TCU then ran out the clock, keyed by a Savion Williams 2-yard carry on a 4th-and-1 at the Utah 48 with 2:17 left.

Williams led TCU with 72 yards rushing on seven carries while adding a team-best five receptions.

The Horned Frogs led 10-0 at the half, thanks to a Kyle Lemmermann 23-yard field goal and a 1-yard quarterback sneak by Josh Hoover, set up on the previous play by a 20-yard completion to Drake Dabney. Lemmermann later added a 28-yard make.

SCORE BY QUARTERS	1	2	3	4	SCORE
TCU	0	10	3	0	13
UTAH	0	0	7	0	7

SCORING SUMMARY

2ND 13:29 TCU - LEMMERMANN,K. 23 YD FIELD GOAL 9-66 YARDS, 03:00	3 0
2ND 07:00 TCU - HOOVER,J. 1 YD RUN (LEMMERMANN,K. KICK) 8-79, 03:51	10 0
3RD 09:32 TCU - LEMMERMANN,K. 28 YD FIELD GOAL 8-42, 03:26	13 0
3RD 06:12 UTAH - PARKS,M. 71 YD PASS FROM WILSON,I. (BECKER,C. KICK) 3-82, 01:27	13 7

TEAM STATISTICS		
CATEGORY	TCU	UTAH
FIRST DOWNS	20	12
RUSHES - NET YARDS RUSHING	33-132	26-68
NET YARDS PASSING	263	199
Completions-Attempts-Int	22-41-0	17-33-1
TOTAL OFFENSE YARDS	395	267
Total offense plays	74	59
Average Gain Per Play	5.3	4.5
Fumbles: Number-Lost	2-1	0-0
Penalties: Number-Yards	6-38	5-32
PUNTS-YARDS	8-339	11-422
Average Yards Per Punt	42.4	38.4
Net Yards Per Punt	40.8	38.2
KICKOFF-YARDS	4-258	2-125
Punt returns: Number-Yards-TD	2-2-0	1-7-0
Kickoff returns: Number-Yds-TD	0-0-0	1-20-0
Interceptions: Number-Yds-TD	1-0-0	0-0-0
Fumble Returns: Number-Yds-TD	0-0-0	0-0-0
Possession Time	30:55	29:05
Third-Down Conversions	4-17	2-15
Fourth-Down Conversions	1-1	0-2
Red-Zone Scores-Chances	3-5	0-0
Touchdowns	1	0
Field goals	2	0
Sacks By: Number-Yards	4-37	0-0
Points off Turnover	0	0

RUSHING

TCU - Savion Williams 7-72, Trent Battle 8-45, Cam Cook 9-13, Josh Hoover 3-7, Hauss Hejny 2-3, TEAM 4-Minus 8.

UTAH - Micah Bernard 13-55, Isaac Wilson 11-11, Charlie Vincent 1-3, Brant Kuithe 1-Minus 1.

PASSING

TCU - Josh Hoover 22-41-0, 263 yards.

UTAH - Isaac Wilson 17-33-1, 199 yards.

RECEIVING

TCU - Savion Williams 5-27, Cam Cook 4-22, JP Richardson 3-53, Jack Bech 3-46, Drake Dabney 3-39, Eric McAlister 2-57, Trent Battle 2-19.

UTAH - Brant Kuithe 6-56, Money Parks 3-79, Dorian Singer 3-52, Micah Bernard 2-3, Charlie Vincent 1-4, Mycah Pittman 1-3, Dijon Stanley 1-2.

GAME 8

Oct. 26, 2024 • Attendance: 42,144
Amon G. Carter Stadium • Fort Worth, Texas



TEXAS TECH (5-3, 3-2) 34
TCU (5-3, 3-2) 35

FORT WORTH -- TCU rallied from a 17-point second-half deficit for a 35-34 victory over Texas Tech on Saturday in Amon G. Carter Stadium.

After trailing 31-14 late in the third quarter, the Horned Frogs took s 35-34 lead when Josh Hoover hit Eric McAlister with an 84-yard touchdown pass with 5:10 to play. It tied for the 12th-longest pass in TCU history.

On their ensuring series, the Red Raiders drove to the TCU 27. On a 3rd-and-3, quarterback Will Hammond kept the ball and was hit by Hakeem Ajijolaiya to force a fumble that was recovered by Markis Deal. TCU took over with 1:38 remaining. Savion Williams had an 11-yard rush on the first snap before TCU punted with Texas Tech's final possession beginning at its 23 with 29 seconds to play. The Horned Frogs' defense then preserved the victory.

TCU started fast, taking a 14-3 lead late in the first quarter after a 35-yard touchdown run and 75-yard scoring grab by Savion Williams.

Hoover completed 21-of-32 passes for 344 yards and three touchdowns. It was his 10th 300-yard game in 14 career starts.

SCORE BY QUARTERS	1	2	3	4	SCORE
TEXAS TECH	3	14	14	3	34
TCU	14	0	7	14	35

SCORING SUMMARY

1ST 10:48 TCU - WILLIAMS,S. 35 YD RUN (LEMMERMANN,K. KICK) 9-75, 04:12	0 7
1ST 01:45 TTU - GARCIA,G. 38 YD FIELD GOAL 7-21, 03:15	3 7
1ST 01:31TCU - WILLIAMS,S. 75 YD PASS FROM HOOVER,J. (LEMMERMANN KICK) 1-75, 0:14	3 14
2ND 13:09 TTU - BURKHARDT,R. 4 YD RUN (BURKHARDT,R. KICK) 4-4, 00:53	10 14
2ND 10:44 TTU - BROOKS,T. 4 YD RUN (GARCIA,G. KICK) 3-59, 00:50	17 14
3RD 12:21 TTU - EAKIN,C. 13 YD PASS FROM HAMMOND,W. (BURKHARDT KICK) 6-78, 02:33	24 14
3RD 06:33 TTU - HAMMOND,W. 4 YD RUN (GARCIA,G. KICK) 10-50, 04:34	31 14
3RD 03:07 TCU - PAYNE,J. 1 YD RUN (LEMMERMANN,K. KICK) 9-75, 03:19	31 21
4TH 11:13 TTU - GARCIA,G. 24 YD FIELD GOAL 13-73 YARDS, 06:46	34 21
4TH 08:42 TCU - ROGERS,DJ 8 YD PASS FROM HOOVER,J. (LEMMERMANN KICK) 6-75, 02:31	34 28
4TH 05:10 TCU - MCALISTER,E. 84 PASS FROM HOOVER,J. (LEMMERMANN KICK) 2-89, 00:36	34 35

TEAM STATISTICS		
CATEGORY	TEXAS TECH	TCU
FIRST DOWNS	25	18
RUSHES - NET YARDS RUSHING	50-180	27-117
NET YARDS PASSING	258	344
Completions-Attempts-Int	23-38-0	21-32-2
TOTAL OFFENSE YARDS	438	461
Total offense plays	88	59
Average Gain Per Play	5.0	7.8
Fumbles: Number-Lost	5-2	1-1
Penalties: Number-Yards	6-45	5-40
PUNTS-YARDS	5-212	4-138
Average Yards Per Punt	42.4	34.5
Net Yards Per Punt	37.2	34.5
KICKOFF-YARDS	7-411	6-367
Punt returns: Number-Yards-TD	0-0-0	2-6-0
Kickoff returns: Number-Yds-TD	5-99-0	1-22-0
Interceptions: Number-Yds-TD	2-0-0	0-0-0
Fumble Returns: Number-Yds-TD	0-0-0	0-0-0
Possession Time	37:25	22:35
Third-Down Conversions	8-20	3-9
Fourth-Down Conversions	2-2	0-1
Red-Zone Scores-Chances	6-6	2-2
Touchdowns	4	2
Field goals	2	0
Sacks By: Number-Yards	3-17	2-7
Points off Turnover	7	0

RUSHING

TEXAS TECH - Tahj Brooks 30-121, J'Koby Williams 8-42, Will Hammond 8-16, Reese Burkhardt 1-4, Behren Morton 3-Minus 3.

TCU - Savion Williams 11-72, Cam Cook 1-19, Jeremy Payne 3-17, Trent Battle 7-10, Josh Hoover 5-Minus 1.

PASSING

TEXAS TECH - Behren Morton 13-22-0, 137 yards; Will Hammond 10-15-0, 121 yards; Coy Eakin 0-1-0, 0 yards.

TCU - Josh Hoover 21-32-2, 344 yards.

RECEIVING

TEXAS TECH - Caleb Douglas 9-140, Josh Kelly 7-19, Coy Eakin 4-56, Jalin Conyers 1-25, Mason Tharp 1-9, Tahj Brooks 1-1.

TCU - Jack Bech 4-77, JP Richardson 4-35, Drake Dabney 4-32, Savion Williams 3-81, DJ Rogers 3-15, Jeremy Payne 2-20, Eric McAlister 1-84.



2024-25 TCU Football
Game Results
All games

Page 1/1
as of Oct 28, 2024

Team Results

	Date	Opponent		Score	Overall	Conf	Time	Attend
	08/30/2024	at Stanford	W	34-27	1-0	0-0	3:31	36026
	09/07/2024	LIU	W	45-0	2-0	0-0	3:05	44063
*	09/14/2024	UCF	L	34-35	2-1	0-1	3:35	48889
	09/21/2024	at SMU	L	42-66	2-2	0-1	3:51	33168
*	09/28/2024	at Kansas	W	38-27	3-2	1-1	3:25	47928
*	10/04/2024	Houston	L	19-30	3-3	1-2	3:11	44211
*	10/19/2024	at Utah	W	13-7	4-3	2-2	3:24	53299
*	10/26/2024	Texas Tech	W	35-34	5-3	3-2	3:37	42144



2024-25 TCU Football
Overall Team Statistics
All games

Page 1/2
as of Oct 28, 2024

Team Statistics

	TCU	OPP
Scoring	260	226
Points per game	32.5	28.3
Points Off Turnovers	10	51
First Downs	180	155
Rushing	55	80
Passing	114	59
Penalty	11	16
Rushing Yardage	820	1329
Yards gained rushing	979	1533
Yards lost rushing	159	204
Rushing attempts	237	321
Average per rush	3.5	4.1
Average per game	102.5	166.1
TDs Rushing	13	13
Passing Yardage	2664	1390
Comp-Att-Int	212-318-8	126-224-4
Average per pass	8.4	6.2
Average per catch	12.6	11.0
Average per game	333.0	173.8
TDs Passing	20	11
Total offense	3484	2719
Total plays	555	545
Average per play	6.3	5.0
Average per game	435.5	339.9
Kick returns: #-Yards	13-236	16-258
Punt returns: #-Yards	19-221	3-59
Int returns: #-Yards	4-20	8-136
Kick return average	18.2	16.1
Punt return average	11.6	19.7
Int return average	5.0	17.0
Fumbles-Lost	15-10	11-3
Penalties-Yards	50-509	40-338
Average per game	63.6	42.3
Punts-Yards	27-1114	40-1636
Average per punt	41.3	40.9
Net punt average	36.9	34.9
Kickoffs-Yards	51-3090	45-2793
Average per kick	60.6	62.1
Net kick average	38.0	39.7
Time of possession / game	28:01	31:59
3rd-down conversion	45/104	52/124
3rd-down pct	43%	42%
4rd-down conversion	9/13	5/13



2024-25 TCU Football
Overall Team Statistics
All games

Page 2/2
as of Oct 28, 2024

	TCU	OPP
4rd-down pct	69%	38%
Sacks by-Yards	16-120	9-66
Misc Yards	0	0
Touchdowns scored	34	27
Field goals - attempts	8-13	12-16
On-Side kicks	0-1	0-1
Red-zone scores	(30-33) 91%	(24-26) 92%
Red-zone touchdowns	(24-33) 73%	(17-26) 65%
PAT-attempts	(32-33) 97%	(24-25) 96%
2-point conversion-attempts	(0-1) 0%	(2-2) 100%
Attendance	179307	170421
Games / Avg per game	4/44827	4/42605
Neutral site games	-	0/0

Score by Periods

Team	1st	2nd	3rd	4th	OT	TOT
TCU	52	82	57	69	0	260
Opponents	48	75	59	44	0	226



2024-25 TCU Football Individual Statistics All games

Page 1/3
as of Oct 28, 2024

Rushing

Player	gp	att	gain	loss	net	avg	td	lg	avg/g
Cam Cook	8	97	397	29	368	3.8	6	19	46.0
Savion Williams	8	21	159	3	156	7.4	1	35	19.5
Jeremy Payne	8	29	138	1	137	4.7	2	32	17.1
Trent Battle	3	15	59	4	55	3.7	0	10	18.3
Dominique Johnson	8	14	57	4	53	3.8	1	20	6.6
Trey Sanders	6	9	37	2	35	3.9	0	12	5.8
JoJo Earle	4	3	30	0	30	10.0	0	16	7.5
Hauss Hejny	3	7	22	5	17	2.4	0	8	5.7
Ken Seals	3	2	10	0	10	5.0	0	7	3.3
Jack Bech	8	0	7	0	7	0.0	0	7	0.9
Jordyn Bailey	7	1	6	0	6	6.0	0	6	0.9
Chase Curtis	4	1	3	0	3	3.0	0	3	0.8
Nate Palmer	1	1	0	5	-5	-5.0	0	0	-5.0
Josh Hoover	8	26	54	68	-14	-0.5	3	12	-1.8
Team	8	11	0	38	-38	-3.5	0	0	-4.8
Total	8	237	979	159	820	3.5	13	35	102.5
Opponents	8	321	1533	204	1329	4.1	13	71	166.1

Passing

Player	gp	effic	comp-att-int	pct	yds	td	lg	avg/g
Josh Hoover	8	152.5	205-309-8	66.3	2614	19	84	326.8
Ken Seals	3	174.9	6-7-0	85.7	35	1	13	11.7
Savion Williams	8	226.0	1-1-0	100.0	15	0	15	1.9
Team	8	0.0	0-1-0	0.0	0	0	0	0.0
Total	8	152.8	212-318-8	66.7	2664	20	84	333.0
Opponents	8	121.0	126-224-4	56.3	1390	11	71	173.8

Receiving

Player	gp	no.	yds	avg	td	lg	avg/g
Jack Bech	8	46	825	17.9	7	52	103.1
Savion Williams	8	39	436	11.2	5	75	54.5
JP Richardson	8	36	420	11.7	0	34	52.5
Eric McAlister	8	19	463	24.4	4	84	57.9
Cam Cook	8	17	66	3.9	0	12	8.3
Drake Dabney	8	13	100	7.7	0	20	12.5
Chase Curtis	4	7	77	11.0	1	33	19.3
JoJo Earle	4	7	37	5.3	1	15	9.3
Jeremy Payne	8	6	60	10.0	0	21	7.5
Blake Nowell	8	5	84	16.8	0	46	10.5
DJ Rogers	7	5	32	6.4	1	9	4.6
Jordyn Bailey	7	5	23	4.6	1	18	3.3
Trent Battle	3	2	19	9.5	0	15	6.3
Braylon James	5	2	6	3.0	0	3	1.2
Dominique Johnson	8	1	2	2.0	0	2	0.3
Major Everhart	1	1	4	4.0	0	4	4.0
Hunter Krepp	1	1	10	10.0	0	10	10.0
Total	8	212	2664	12.6	20	84	333.0
Opponents	8	126	1390	11.0	11	71	173.8

Punt Returns

Player	no.	yds	avg	td	lg
JP Richardson	16	187	11.7	1	89
Jack Bech	2	34	17.0	0	18
Shad Banks Jr.	1	0	0.0	0	0
Total	19	221	11.6	1	89
Opponents	3	59	19.7	1	69

Interceptions

Player	no.	yds	avg	td	lg
Tymon Mitchell	1	6	6.0	0	6
Bud Clark	1	0	0.0	0	0
LaMareon James	1	0	0.0	0	0
Namdi Obiazor	1	14	14.0	0	14
Total	4	20	5.0	0	14
Opponents	8	136	17.0	1	60

Kick Returns

Player	no.	yds	avg	td	lg
Jordyn Bailey	8	155	19.4	0	26
Dominique Johnson	2	32	16.0	0	26
Major Everhart	2	28	14.0	0	19
Jeremy Payne	1	21	21.0	0	21
Total	13	236	18.2	0	26
Opponents	16	258	16.1	0	39

Fumble Returns

Player	no.	yds	avg	td	lg
Caleb Fox	1	0	0.0	0	0
Kaleb Elarms-Orr	1	0	0.0	0	0
Markis Deal	1	0	0.0	0	0
Total	3	0	0.0	0	0
Opponents	10	19	1.9	1	10



2024-25 TCU Football
Individual Statistics
All games

Page 2/3
as of Oct 28, 2024

Scoring

Player	td	fg	PAT						pts
			kick	rush	rcv	pass	dxp	saf	
Kyle Lemmermann	-	8-13	32-33	-	-	-	-	-	56
Jack Bech	7	-	-	-	-	-	-	-	42
Savion Williams	6	-	-	-	-	-	-	-	36
Cam Cook	6	-	-	-	-	-	-	-	36
Eric McAlister	4	-	-	-	-	-	-	-	24
Josh Hoover	3	-	-	-	-	-	-	-	18
Jeremy Payne	2	-	-	-	-	-	-	-	12
Dominique Johnson	1	-	-	-	-	-	-	-	6
Chase Curtis	1	-	-	-	-	-	-	-	6
DJ Rogers	1	-	-	-	-	-	-	-	6
JP Richardson	1	-	-	-	-	-	-	-	6
JoJo Earle	1	-	-	-	-	-	-	-	6
Jordyn Bailey	1	-	-	-	-	-	-	-	6
Total	34	8-13	32-33	0	0	0	0	0	260
Opponents	27	12-16	24-25	0	2	2	0	0	226

Field Goals

Player	fg	pct.	01-19	20-29	30-39	40-49	50-99	lg	blk
Kyle Lemmermann	8-13	61.5	0-0	5-6	1-2	2-4	0-1	48	1
Opponents	12-16	75.0	0-0	4-5	3-3	4-5	1-3	51	2

FG Sequence

Team Name	TCU	Opponents
Kansas	42,(29)	(24),(41)
Stanford	(22),(42),39	(35),(45)
LIU	(48),44	
UCF	(31),(24),58	47,27
Utah	23,(23),(28)	
SMU		(51),(49),(45),53
Texas Tech		(38),50,(24)
Houston		(34),(28),(27)

Numbers in (parentheses) indicate field goal was made

Total Offense

Player	g	plays	rush	pass	total	avg/g
Josh Hoover	8	335	-14	2614	2600	325.0
Cam Cook	8	97	368	0	368	46.0
Savion Williams	8	22	156	15	171	21.4
Jeremy Payne	8	29	137	0	137	17.1
Trent Battle	3	15	55	0	55	18.3
Dominique Johnson	8	14	53	0	53	6.6
Ken Seals	3	9	10	35	45	15.0
Trey Sanders	6	9	35	0	35	5.8
JoJo Earle	4	3	30	0	30	7.5
Hausse Hejny	3	7	17	0	17	5.7
Jack Bech	8	0	7	0	7	0.9
Jordyn Bailey	7	1	6	0	6	0.9
Chase Curtis	4	1	3	0	3	0.8
Nate Palmer	1	1	-5	0	-5	-5.0
Team	8	0	-38	0	-38	-4.8
Total	8	555	820	2664	3484	435.5
Opponents	8	545	1329	1390	2719	339.9

Punting

Player	no.	yds	avg	lg	tb	fc	i20	50+	blk
Ethan Craw	27	1114	41.3	56	3	16	10	4	0
Total	27	1114	41.3	56	3	16	10	4	0
Opponents	40	1636	40.9	52	1	14	10	6	1

Kickoffs

Player	no.	yds	avg	tb	ob	retn	net	ydln
Kyle Lemmermann	47	2877	61.2	20	2			
Nate McCashland	4	213	53.3	2	0			
Total	51	3090	60.6	22	2	16	38	26
Opponents	45	2793	62.1	22	2	13	39.7	25



2024-25 TCU Football
Individual Statistics
All games

Page 3/3
as of Oct 28, 2024

All Purpose

Player	g	rush	rcv	pr	kr	ir	total	avg/g
Jack Bech	8	7	825	34	0	0	866	108.3
JP Richardson	8	0	420	187	0	0	607	75.9
Savion Williams	8	156	436	0	0	0	592	74.0
Eric McAlister	8	0	463	0	0	0	463	57.9
Cam Cook	8	368	66	0	0	0	434	54.3
Jeremy Payne	8	137	60	0	21	0	218	27.3
Jordyn Bailey	7	6	23	0	155	0	184	26.3
Drake Dabney	8	0	100	0	0	0	100	12.5
Dominique Johnson	8	53	2	0	32	0	87	10.9
Blake Nowell	8	0	84	0	0	0	84	10.5
Chase Curtis	4	3	77	0	0	0	80	20.0
Trent Battle	3	55	19	0	0	0	74	24.7
JoJo Earle	4	30	37	0	0	0	67	16.8
Trey Sanders	6	35	0	0	0	0	35	5.8
DJ Rogers	7	0	32	0	0	0	32	4.6
Major Everhart	1	0	4	0	28	0	32	32.0
Hauss Hejny	3	17	0	0	0	0	17	5.7
Namdi Obiazor	8	0	0	0	0	14	14	1.8
Ken Seals	3	10	0	0	0	0	10	3.3
Hunter Krepp	1	0	10	0	0	0	10	10.0
Tymon Mitchell	8	0	0	0	0	6	6	0.8
Braylon James	5	0	6	0	0	0	6	1.2
Nate Palmer	1	-5	0	0	0	0	-5	-5.0
Josh Hoover	8	-14	0	0	0	0	-14	-1.8
Team	8	-38	0	0	0	0	-38	-4.8
Total	8	820	2664	221	236	20	3961	495.1
Opponents	8	1329	1390	59	258	136	3172	396.5



2024-25 TCU Football
Overall Defense Statistics
All games

Page 1/1
as of Oct 28, 2024

Team Defense

			Tackles				Sacks	Pass defense			Fumbles		blkd	
##	Player	gp	ua	a	tot	tfl/yds	no-yds	int-yds	brup	qbh	fr-yds	ff	kick	saf
57	Johnny Hodges	8	32	26	58	3-5	.	.	.	1
4	Namdi Obiazor	8	24	29	53	6.5-16	2.5-12	1-14	.	2	.	1	.	.
2	Jamel Johnson	8	30	21	51	1-1	.	.	3	.	.	1	.	.
21	Bud Clark	7	24	15	39	.	.	1-0	2	.	.	.	1	.
1	Abe Camara	8	18	17	35	3.5-14	.	.	3	.	.	1	.	.
13	JaTravis Broughton	8	20	12	32	.	.	.	5
3	Kaleb Elarms-Orr	8	12	18	30	2-13	1-10	.	.	1	1-0	.	.	.
11	Devean Deal	8	16	10	26	5.5-29	3.5-18	.	.	1
44	Cooper McDonald	6	10	12	22	3.5-25	2.5-22	.	1	1	.	1	.	.
6	LaMareon James	8	20	1	21	.	.	1-0	6	.	.	.	1	.
54	Nana Osafo-Mensah	8	11	8	19	3-19	1-9	.	1	5
7	Channing Canada	8	17	2	19	.	.	.	1
42	Zachary Chapman	8	9	8	17	3-18	3-18	.	.	1
96	Travis Jackson	8	9	2	11	2
33	Max Carroll	8	5	6	11	.	.	.	2
90	Caleb Fox	8	4	6	10	0.5-1	.	.	1	.	1-0	1	1	.
93	Hakeem Ajijolaiya	8	5	4	9	0.5-1	1	.	.
14	Austin Jordan	8	6	3	9	1-2	.	.	.	1
95	Markis Deal	8	3	6	9	2.5-5	.	.	1	1	1-0	.	.	.
25	Jaise Oliver	8	4	4	8
23	Richard Toney Jr.	7	2	5	7	.	.	.	1
29	Cam Smith	3	5	2	7
9	Marcel Brooks	8	3	2	5	2.5-31	2.5-31	.	.	1
37	Hudson Hooper	6	1	3	4
12	Terrence Cooks Jr.	7	2	1	3
91	Tymon Mitchell	8	2	1	3	.	.	1-6	.	1
62	Carson Bruno	8	1	1	2
18	Jack Bech	8	1	1	2
18	Kaden McFadden	8	2	.	2
7	JP Richardson	8	.	1	1
20	Jevon McIver Jr.	5	1	.	1
6	Shad Banks Jr.	2	.	1	1	1	.
75	Connor Lingren	4	.	1	1
19	Jonathan Bax	7	1	.	1
88	Eric McAlister	8	1	.	1
9	Drake Dabney	8	.	1	1
87	Blake Nowell	8	1	.	1
Totals		8	302	230	532	38-180	16-120	4-20	27	18	3-0	6	4	0
Opponents		8	287	228	515	36-139	9-66	8-136	24	12	10-19	9	1	0



2024-25 TCU Football
Games Played
All games

Page 1/3
as of Oct 28, 2024

##	Player	GP-GS	Stan	LIU	UCF	SMU	KU	UH	Utah	TTU
0	DJ Rogers	7/0	XXX	XXX	XXX	XXX	XXX	XXX	...	XXX
1	Abe Camara	8/8	START	START	START	START	START	START	START	START
1	Hauss Hejny	3/0	XXX	XXX	...	XXX	...
2	Trey Sanders	6/0	XXX	XXX	...	XXX	...	XXX	XXX	XXX
2	Jamel Johnson	8/8	START	START	START	START	START	START	START	START
3	Savion Williams	8/8	START	START	START	START	START	START	START	START
3	Kaleb Elarms-Orr	8/0	XXX	XXX	XXX	XXX	XXX	XXX	XXX	XXX
4	Namdi Obiazor	8/8	START	START	START	START	START	START	START	START
4	Cam Cook	8/6	START	START	START	START	START	XXX	START	XXX
6	Dylan Wright	2/0	XXX	XXX	...
6	LaMareon James	8/8	START	START	START	START	START	START	START	START
6	Shad Banks Jr.	2/0	XXX	XXX	...
7	JP Richardson	8/7	START	START	XXX	START	START	START	START	START
7	Channing Canada	8/0	XXX	XXX	XXX	XXX	XXX	XXX	XXX	XXX
9	Marcel Brooks	8/0	XXX	XXX	XXX	XXX	XXX	XXX	XXX	XXX
9	Drake Dabney	8/8	START	START	START	START	START	START	START	START
10	Josh Hoover	8/8	START	START	START	START	START	START	START	START
11	Devean Deal	8/3	START	XXX	XXX	XXX	XXX	XXX	START	START
11	JoJo Earle	4/0	...	XXX	XXX	XXX	XXX
12	Terrence Cooks Jr.	7/0	...	XXX	XXX	XXX	XXX	XXX	XXX	XXX
12	Lafayette Kaiuway	1/0	...	XXX
13	JaTravis Broughton	8/8	START	START	START	START	START	START	START	START
13	Major Everhart	1/0	XXX
14	Austin Jordan	8/0	XXX	XXX	XXX	XXX	XXX	XXX	XXX	XXX
14	Jordyn Bailey	7/0	XXX	XXX	...	XXX	XXX	XXX	XXX	XXX
15	Devyn Hidrogo	3/0	XXX	XXX	XXX
15	Nate Palmer	1/0	...	XXX
16	Braylon James	5/0	XXX	XXX	...	XXX	XXX	XXX
17	Trent Battle	3/1	XXX	XXX	START
17	Devondre McGee	5/0	...	XXX	XXX	XXX	XXX	XXX
18	Jack Bech	8/8	START	START	START	START	START	START	START	START
18	Kaden McFadden	8/0	XXX	XXX	XXX	XXX	XXX	XXX	XXX	XXX
19	Ken Seals	3/0	...	XXX	XXX	XXX
19	Jonathan Bax	7/0	XXX	XXX	XXX	XXX	XXX	XXX	XXX	...
20	Dominique Johnson	8/0	XXX	XXX	XXX	XXX	XXX	XXX	XXX	XXX
20	Jevon McIver Jr.	5/0	XXX	XXX	XXX	XXX	XXX
21	Bud Clark	7/7	START	...	START	START	START	START	START	START
21	Steel Tobin	0/0
22	Jordan Lester	3/0	...	XXX	XXX	XXX
22	Fletcher Fierro	0/0
23	Richard Toney Jr.	7/1	XXX	START	XXX	XXX	XXX	XXX	XXX	...
23	Derrick Carroll	0/0
24	Avery Helm	0/0
25	Jaise Oliver	8/0	XXX	XXX	XXX	XXX	XXX	XXX	XXX	XXX
26	Vernon Glover	0/0
26	Jeremy Payne	8/1	XXX	XXX	XXX	XXX	XXX	START	XXX	XXX
27	Cole Confessore	0/0
27	Hayden Parga	0/0
28	Julian Knox	3/0	XXX	XXX	...	XXX
29	Cam Smith	3/0	XXX	XXX	XXX
29	Jacob Porter	0/0
30	Kylan Salter	3/0	...	XXX	XXX	XXX
31	Jake Milliman	0/0
31	Ethan Craw	8/0	XXX	XXX	XXX	XXX	XXX	XXX	XXX	XXX
32	Brant Ahlfinger	0/0
33	Max Carroll	8/0	XXX	XXX	XXX	XXX	XXX	XXX	XXX	XXX
34	Judson Crockett	0/0
34	Kyle Lemmermann	8/0	XXX	XXX	XXX	XXX	XXX	XXX	XXX	XXX
35	Colton Dobson	0/0
35	Tristan Johnson	0/0



2024-25 TCU Football
Games Played
All games

Page 2/3
as of Oct 28, 2024

##	Player	GP-GS	Stan	LIU	UCF	SMU	KU	UH	Utah	TTU
36	Joe Laterza	1/0	...	XXX
36	Sebastian Peterson	0/0
37	Hudson Hooper	6/0	...	XXX	XXX	...	XXX	XXX	XXX	XXX
40	Franklin Estrada II	1/0	...	XXX
40	Kevian Huddleston	2/0	XXX	XXX
41	TJ Willson	0/0
41	Hunter Krepp	1/0	...	XXX
42	Brent Maticcik	8/0	XXX	XXX	XXX	XXX	XXX	XXX	XXX	XXX
42	Zachary Chapman	8/0	XXX	XXX	XXX	XXX	XXX	XXX	XXX	XXX
43	Blake Baldwin	0/0
43	Ty Witte	0/0
44	Cooper McDonald	6/5	XXX	START	START	START	START	START
46	Rhett Steppe	0/0
47	Jake Boozer	0/0
47	Jax Porter	0/0
48	Joe Pitchford	0/0
49	Cade Keith	0/0
51	Luke Lingard	6/0	XXX	XXX	XXX	...	XXX	XXX	...	XXX
51	Coltin Deery	8/8	START	START	START	START	START	START	START	START
52	James Brockermeyer	8/8	START	START	START	START	START	START	START	START
53	Tobias Steppes	0/0
54	Nana Osafo-Mensah	8/8	START	START	START	START	START	START	START	START
54	Quinton Harris	8/0	XXX	XXX	XXX	XXX	XXX	XXX	XXX	XXX
55	Remington Strickland	8/0	XXX	XXX	XXX	XXX	XXX	XXX	XXX	XXX
55	Blake Jones	0/0
56	Ben Taylor-Whitfield	8/4	XXX	XXX	XXX	XXX	START	START	START	START
57	Johnny Hodges	8/8	START	START	START	START	START	START	START	START
57	Samir Camacho	0/0
58	Bless Harris	8/8	START	START	START	START	START	START	START	START
59	Lucas Vargas-Diaz	0/0
60	Cade Bennett	0/0
61	Riley Self	0/0
62	Carson Bruno	8/8	START	START	START	START	START	START	START	START
64	Jackson McNeff	0/0
65	Mike Stoker	0/0
66	Wesley Harvey	0/0
67	Hudson White	0/0
69	Gannon Gaubert	0/0
70	Ryan Hughes	0/0
71	Mike Nichols	8/4	START	START	START	START	XXX	XXX	XXX	XXX
75	Connor Lingren	4/0	...	XXX	XXX	XXX	XXX
76	Mitch Hodnett	0/0
77	Robby Rochester	1/0	...	XXX
78	Cooper Powers	8/0	XXX	XXX	XXX	XXX	XXX	XXX	XXX	XXX
80	Sutton Lee	0/0
81	Chase Curtis	4/1	XXX	XXX	START	XXX
82	Dozie Ezukanma	1/0	...	XXX
83	Keagan Cunningham	0/0
84	Gekyle Baker	0/0
85	Parker Clark	0/0
86	Cade Snodgrass	0/0
87	Blake Nowell	8/0	XXX	XXX	XXX	XXX	XXX	XXX	XXX	XXX
88	Eric McAlister	8/0	XXX	XXX	XXX	XXX	XXX	XXX	XXX	XXX
89	Austin Scheets	0/0
90	Caleb Fox	8/8	START	START	START	START	START	START	START	START
91	Tymon Mitchell	8/4	START	START	START	START	XXX	XXX	XXX	XXX
92	Luke Dodds	0/0
93	Hakeem Ajijolaiya	8/0	XXX	XXX	XXX	XXX	XXX	XXX	XXX	XXX
94	Micheal Ibukun-Okeyode	0/0
95	Markis Deal	8/4	XXX	XXX	XXX	XXX	START	START	START	START



2024-25 TCU Football
Games Played
All games

Page 3/3
as of Oct 28, 2024

##	Player	GP-GS	Stan	LIU	UCF	SMU	KU	UH	Utah	TTU
95	Caleb Sempebwa	0/0
96	Travis Jackson	8/0	XXX	XXX	XXX	XXX	XXX	XXX	XXX	XXX
96	Cal Keeler	0/0
97	Easton Black	8/0	XXX	XXX	XXX	XXX	XXX	XXX	XXX	XXX
97	Paul Oyewale	0/0
98	Sterlin Brooks	0/0
98	Jax Thompson	0/0
99	Nate McCashland	3/0	...	XXX	...	XXX	XXX
99	Avion Carter	1/0	XXX	...



2024-25 TCU Football
Team Game-by-Game
All games

Page 1/1
as of Oct 28, 2024

Date	Opponent	Rushing				Receiving				Passing				Kick Returns				Punt Returns				tot off
		no.	yds	td	lg	no.	yds	td	lg	cmp-att-int	yds	td	lg	no.	yds	td	lg	no.	yds	td	lg	
08/30/2024	at Stanford	34	104	2	12	28	353	2	46	28-42-0	353	2	46	3	54	0	26	2	17	0	10	457
09/07/2024	LIU	37	127	4	20	24	298	2	46	24-30-0	298	2	46	1	21	0	21	5	52	0	18	425
09/14/2024	UCF	17	58	0	10	35	402	4	50	35-53-0	402	4	50	0	0	0	0	3	33	0	15	460
09/21/2024	at SMU	32	65	2	8	31	415	4	46	31-46-2	415	4	46	4	64	0	26	0	0	0	0	480
09/28/2024	at Kansas	35	151	1	32	28	356	3	59	28-37-2	356	3	59	1	14	0	14	3	111	1	89	507
10/04/2024	Houston	22	66	1	19	23	233	2	29	23-37-2	233	2	29	3	61	0	24	1	0	0	0	299
10/19/2024	at Utah	33	132	1	25	22	263	0	34	22-41-0	263	0	34	0	0	0	0	3	2	0	3	395
10/26/2024	Texas Tech	27	117	2	35	21	344	3	84	21-32-2	344	3	84	1	22	0	22	2	6	0	6	461
TCU		237	820	13	35	212	2664	20	84	212-318-8	2664	20	84	13	236	0	26	19	221	1	89	3484
Opponents		321	1329	13	71	126	1390	11	71	126-224-4	1390	11	71	16	258	0	39	3	59	1	69	2719

TCU Averages

Games	Avg/ rush	Avg/ catch	Pass effc	KR avg	PR avg	All purpose avg/game	Total offense avg/game
8	3.5	12.6	152.8	18.2	11.6	495.1	435.5

Date	Opponent	Tackles				Sacks no-yds	Fumble		Pass Defense			blkd kick	PAT attempts			off		
		ua	a total	tfl-yds			ff	fr-yds	int-yds	qbh	brup		kick	rush	rcv	saf	t/o	pts
08/30/2024	at Stanford	36	28	64	9.0-54	4-33	1	0-0	1-6	5	6	0	4-4	0	0	0	3	34
09/07/2024	LIU	24	34	58	6.0-25	2-17	0	0-0	1-14	1	5	0	6-6	0	0	0	0	45
09/14/2024	UCF	36	52	88	3.0-7	0-0	0	0-0	0-0	3	1	3	4-4	0	0	0	0	34
09/21/2024	at SMU	34	34	68	1.0-5	0-0	1	1-0	0-0	1	3	0	6-6	0	0	0	7	42
09/28/2024	at Kansas	42	8	50	1.0-12	1-12	0	0-0	1-0	5	5	0	5-5	0	0	0	0	38
10/04/2024	Houston	44	24	68	8.0-21	3-14	3	0-0	0-0	1	2	0	1-2	0	0	0	0	19
10/19/2024	at Utah	33	22	55	8.0-49	4-37	0	0-0	1-0	0	3	1	1-1	0	0	0	0	13
10/26/2024	Texas Tech	53	28	81	2.0-7	2-7	1	2-0	0-0	2	2	0	5-5	0	0	0	0	35
TCU		302	230	532	38.0-180	16-120	6	3-0	4-20	18	27	4	32-33	0	0	0	10	260
Opponents		287	228	515	36.0-139	9-66	9	10-19	8-136	12	24	1	24-25	0	2	0	51	226

Date	Opponent	Punting										Field Goals			Kickoffs				
		no.	yds	avg	long	blkd	tb	fc	50+	i20		md-att	long	blkd	no.	yds	avg	tb	ob
08/30/2024	at Stanford	2	75	37.5	39	0	0	2	0	1		2-3	42	0	7	455	65.0	3	0
09/07/2024	LIU	3	136	45.3	49	0	0	3	0	2		1-2	48	0	8	517	64.6	5	0
09/14/2024	UCF	3	149	49.7	50	0	1	1	2	1		2-3	31	0	7	455	65.0	2	0
09/21/2024	at SMU	2	88	44.0	47	0	0	1	0	0		0-0	0	0	8	421	52.6	4	0
09/28/2024	at Kansas	2	57	28.5	31	0	0	2	0	1		1-2	29	0	7	357	51.0	1	1
10/04/2024	Houston	3	132	44.0	56	0	1	1	1	0		0-0	0	0	4	260	65.0	4	0
10/19/2024	at Utah	8	339	42.4	52	0	1	3	1	5		2-3	28	1	4	258	64.5	3	0
10/26/2024	Texas Tech	4	138	34.5	44	0	0	3	0	0		0-0	0	0	6	367	61.2	0	1
TCU		27	1114	41.3	56	0	3	16	4	10		8-13	48	1	51	3090	60.6	22	2
Opponents		40	1636	40.9	52	1	1	14	6	10		12-16	51	2	45	2793	62.1	22	2



2024-25 TCU Football
Opponents Game-by-Game
All games

Page 1/1
as of Oct 28, 2024

Date	Opponent	Rushing				Receiving				Passing				Kick Returns				Punt Returns				tot off
		no.	yds	td	lg	no.	yds	td	lg	cmp-att-int	yds	td	lg	no.	yds	td	lg	no.	yds	td	lg	
08/30/2024	at Stanford	37	121	1	31	18	165	2	29	18-36-1	165	2	29	1	11	0	11	0	0	0	0	286
09/07/2024	LIU	34	59	0	16	9	68	0	28	9-22-1	68	0	28	0	0	0	0	0	0	0	0	127
09/14/2024	UCF	54	289	2	27	13	230	3	45	13-22-0	230	3	45	1	13	0	13	1	-3	0	0	519
09/21/2024	at SMU	42	238	3	29	14	137	2	51	14-19-0	137	2	51	3	51	0	39	1	69	1	69	375
09/28/2024	at Kansas	34	167	2	16	15	179	1	33	15-34-1	179	1	33	5	64	0	29	0	0	0	0	346
10/04/2024	Houston	44	207	2	71	17	154	1	23	17-20-0	154	1	23	0	0	0	0	0	0	0	0	361
10/19/2024	at Utah	26	68	0	20	17	199	1	71	17-33-1	199	1	71	1	20	0	20	1	-7	0	0	267
10/26/2024	Texas Tech	50	180	3	13	23	258	1	44	23-38-0	258	1	44	5	99	0	24	0	0	0	0	438
Opponents		321	1329	13	71	126	1390	11	71	126-224-4	1390	11	71	16	258	0	39	3	59	1	69	2719
TCU		237	820	13	35	212	2664	20	84	212-318-8	2664	20	84	13	236	0	26	19	221	1	89	3484

Opponents Averages

Games	Avg/ rush	Avg/ catch	Pass effc	KR avg	PR avg	All purpose avg/game	Total offense avg/game
8	4.1	11.0	121.0	16.1	19.7	396.5	339.9

Date	Opponent	Tackles				Sacks		Fumble		Pass Defense			blkd	PAT attempts			off		
		ua	a total	tfl-yds	no-yds	ff	fr-yds	int-yds	qbh	brup	kick	kick	rush	rcv	saf	t/o	pts		
08/30/2024	at Stanford	41	28	69	4.0-16	1-11	2	2-10	0-0	2	2	0	3-3	0	0	0	7	27	
09/07/2024	LIU	39	32	71	5.0-27	0-0	0	0-0	0-0	0	1	0	0-0	0	0	0	0	0	
09/14/2024	UCF	32	26	58	1.0-6	0-0	0	0-0	0-0	4	4	0	3-4	0	1	0	0	35	
09/21/2024	at SMU	33	50	83	5.0-19	1-12	3	3-9	2-97	2	3	0	7-7	0	1	0	17	66	
09/28/2024	at Kansas	50	12	62	3.0-11	1-8	1	1-0	2-32	0	2	0	3-3	0	0	0	10	27	
10/04/2024	Houston	32	20	52	5.0-23	3-18	2	2-0	2-7	3	3	0	3-3	0	0	0	10	30	
10/19/2024	at Utah	33	30	63	6.0-13	0-0	0	1-0	0-0	0	6	1	1-1	0	0	0	0	7	
10/26/2024	Texas Tech	27	30	57	7.0-24	3-17	1	1-0	2-0	1	3	0	4-4	0	0	0	7	34	
Opponents		287	228	515	36.0-139	9-66	9	10-19	8-136	12	24	1	24-25	0	2	0	51	226	
TCU		302	230	532	38.0-180	16-120	6	3-0	4-20	18	27	4	32-33	0	0	0	10	260	

Date	Opponent	Punting										Field Goals			Kickoffs				
		no.	yds	avg	long	blkd	tb	fc	50+	i20	md-att	long	blkd	no.	yds	avg	tb	ob	
08/30/2024	at Stanford	3	127	42.3	50	0	0	1	1	0	2-2	45	0	5	321	64.2	2	0	
09/07/2024	LIU	10	364	36.4	44	0	0	3	0	2	0-0	0	0	1	65	65.0	0	0	
09/14/2024	UCF	3	152	50.7	51	0	0	0	3	1	0-2	0	2	6	390	65.0	6	0	
09/21/2024	at SMU	0	0	0.0	0	0	0	0	0	0	3-4	51	0	11	665	60.5	3	2	
09/28/2024	at Kansas	5	235	47.0	50	0	0	0	1	1	2-2	41	0	6	387	64.5	4	0	
10/04/2024	Houston	3	124	41.3	47	0	0	2	0	0	3-3	34	0	7	429	61.3	2	0	
10/19/2024	at Utah	11	422	38.4	48	1	0	6	0	2	0-0	0	0	2	125	62.5	1	0	
10/26/2024	Texas Tech	5	212	42.4	52	0	1	2	1	4	2-3	38	0	7	411	58.7	4	0	
Opponents		40	1636	40.9	52	1	1	14	6	10	12-16	51	2	45	2793	62.1	22	2	
TCU		27	1114	41.3	56	0	3	16	4	10	8-13	48	1	51	3090	60.6	22	2	



2024-25 TCU Football
Team Game-by-Game Comparison
All games

Page 1/1
as of Oct 28, 2024

Opponent	Score	First Downs				Rushing Number-Yards	Passing		Total Offense Plays-Yards	Return Yards	Turn- Overs
		Total	Rush	Pass	Pen		Comp-Att.-Int	Yards			
Stanford	34-27	24 / 17	10 / 7	13 / 6	1 / 4	34-104 / 37-121	28-42-0 / 18-36-1	353 / 165	76-457 / 73-286	77 / 21	2 / 1
LIU	45-0	22 / 9	8 / 2	13 / 5	1 / 2	37-127 / 34-59	24-30-0 / 9-22-1	298 / 68	67-425 / 56-127	87 / 0	0 / 1
UCF	34-35	26 / 30	3 / 17	21 / 11	2 / 2	17-58 / 54-289	35-53-0 / 13-22-0	402 / 230	70-460 / 76-519	33 / 10	0 / 0
SMU	42-66	24 / 23	2 / 15	19 / 5	3 / 3	32-65 / 42-238	31-46-2 / 14-19-0	415 / 137	78-480 / 61-375	64 / 226	5 / 1
Kansas	38-27	26 / 20	11 / 11	15 / 6	0 / 3	35-151 / 34-167	28-37-2 / 15-34-1	356 / 179	72-507 / 68-346	125 / 96	3 / 1
Houston	19-30	20 / 19	5 / 10	12 / 8	3 / 1	22-66 / 44-207	23-37-2 / 17-20-0	233 / 154	59-299 / 64-361	61 / 7	4 / 0
Utah	13-7	20 / 12	7 / 4	13 / 7	0 / 1	33-132 / 26-68	22-41-0 / 17-33-1	263 / 199	74-395 / 59-267	2 / 13	1 / 1
Texas Tech	35-34	18 / 25	9 / 14	8 / 11	1 / 0	27-117 / 50-180	21-32-2 / 23-38-0	344 / 258	59-461 / 88-438	28 / 99	3 / 2
Totals	260-226	180 / 155	55 / 80	114 / 59	11 / 16	237-820 / 321-1329	212-318-8 / 126-224-4	2664 / 1390	555-3484 / 545-2719	477 / 472	18 / 7

Opponents	3rd Down Conversion	4th Down Conversion	Time of Possession	TOP Margin	Avg Yds/Rush	Avg Yds/Pass	Avg Yds/Play	Punting Number-Avg	Penalties Number-Yards	Sacks
Stanford	8-15 / 5-15	0-1 / 2-5	30:15 / 29:45	00:30	3.1 / 3.3	8.4 / 4.6	6.0 / 3.9	2-37.5 / 3-42.3	7-100.0 / 4-24.0	4 / 1
LIU	4-11 / 5-17	2-2 / 0-1	29:29 / 30:31	-01:02	3.4 / 1.7	9.9 / 3.1	6.3 / 2.3	3-45.3 / 10-36.4	6-65.0 / 2-15.0	2 / 0
UCF	10-15 / 11-16	0-0 / 0-0	27:06 / 32:54	-05:48	3.4 / 5.4	7.6 / 10.5	6.6 / 6.8	3-49.7 / 3-50.7	4-40.0 / 5-45.0	0 / 0
SMU	8-16 / 7-12	3-4 / 1-1	32:20 / 27:40	04:40	2.0 / 5.7	9.0 / 7.2	6.2 / 6.1	2-44.0 / 0-0.0	14-135.0 / 7-77.0	0 / 1
Kansas	5-11 / 9-17	1-1 / 0-1	28:24 / 31:36	-03:12	4.3 / 4.9	9.6 / 5.3	7.0 / 5.1	2-28.5 / 5-47.0	5-52.0 / 6-50.0	1 / 1
Houston	3-10 / 5-12	2-3 / 0-1	23:07 / 36:53	-13:46	3.0 / 4.7	6.3 / 7.7	5.1 / 5.6	3-44.0 / 3-41.3	3-39.0 / 5-50.0	3 / 3
Utah	4-17 / 2-15	1-1 / 0-2	30:55 / 29:05	01:50	4.0 / 2.6	6.4 / 6.0	5.3 / 4.5	8-42.4 / 11-38.4	6-38.0 / 5-32.0	4 / 0
Texas Tech	3-9 / 8-20	0-1 / 2-2	22:35 / 37:25	-14:50	4.3 / 3.6	10.8 / 6.8	7.8 / 5.0	4-34.5 / 5-42.4	5-40.0 / 6-45.0	2 / 3
Totals	45-104 / 52-124	9-13 / 5-13	224:11 / 255:49	-31:38	3.5 / 4.1	8.4 / 6.2	6.3 / 5.0	27-41.3 / 40-40.9	50-509.0 / 40-338.0	16 / 9

Note: Game totals are displayed in the format TEAM/OPPONENT for each category



2024-25 TCU Football
Red-Zone Results
All games

Page 1/1
as of Oct 28, 2024

TCU Inside Opponent Red-Zone

Date	Opponent	Score	Times In RZ	Times Scored	Total Pts	TDs	Rush TDs	Pass TDs	FGs Made	Failed to score inside RZ					
										FGA	Down	Int	Fumb	Half	Game
08/30/2024	at Stanford	W 34-27	6	5	31	4	2	2	1	1	0	0	1	0	0
09/07/2024	LIU	W 45-0	6	6	42	6	4	2	0	0	0	0	0	0	0
09/14/2024	UCF	L 34-35	5	5	27	3	0	3	2	2	0	0	0	0	0
09/21/2024	at SMU	L 42-66	5	5	35	5	2	3	0	0	0	0	0	0	0
09/28/2024	at Kansas	W 38-27	3	3	17	2	1	1	1	1	0	0	0	0	0
10/04/2024	Houston	L 19-30	1	1	6	1	1	0	0	0	0	0	0	0	0
10/19/2024	at Utah	W 13-7	5	3	13	1	1	0	2	3	0	0	1	0	0
10/26/2024	Texas Tech	W 35-34	2	2	14	2	1	1	0	0	0	0	0	0	0
Totals 30 of 33 (90.9%)			33	30	185	24	12	12	6	7	0	0	2	0	0

Opponents Inside TCU Red-Zone

Date	Opponent	Score	Times In RZ	Times Scored	Total Pts	TDs	Rush TDs	Pass TDs	FGs Made	Failed to score inside RZ					
										FGA	Down	Int	Fumb	Half	Game
08/30/2024	Stanford	W 34-27	4	4	24	3	1	2	1	1	0	0	0	0	0
09/07/2024	LIU	W 45-0	1	0	0	0	0	0	0	0	0	1	0	0	0
09/14/2024	UCF	L 34-35	3	2	13	2	1	1	0	1	0	0	0	0	0
09/21/2024	SMU	L 42-66	3	3	21	3	2	1	0	0	0	0	0	0	0
09/28/2024	Kansas	W 38-27	4	4	24	3	2	1	1	1	0	0	0	0	0
10/04/2024	Houston	L 19-30	5	5	23	2	1	1	3	3	0	0	0	0	0
10/19/2024	Utah	W 13-7	0	0	0	0	0	0	0	0	0	0	0	0	0
10/26/2024	Texas Tech	W 35-34	6	6	34	4	3	1	2	2	0	0	0	0	0
Totals 24 of 26 (92.3%)			26	24	139	17	10	7	7	8	0	1	0	0	0



2024-25 TCU Football
By Quarter Statistics
All games

Page 1/1
as of Oct 28, 2024

3rd-Down Conversions

Date	Opponent	Score	Overall		1st Qtr		2nd Qtr		3rd Qtr		4th Qtr		Overtime	
08/30/2024	at Stanford	W 34-27	8-15	53.3	3-3	100.0	1-3	33.3	3-5	60.0	1-4	25.0	0-0	0.0
09/07/2024	LIU	W 45-0	4-11	36.4	0-2	0.0	1-2	50.0	0-2	0.0	3-5	60.0	0-0	0.0
09/14/2024	UCF	L 34-35	10-15	66.7	4-4	100.0	3-4	75.0	2-4	50.0	1-3	33.3	0-0	0.0
09/21/2024	at SMU	L 42-66	8-16	50.0	3-6	50.0	1-4	25.0	2-3	66.7	2-3	66.7	0-0	0.0
09/28/2024	at Kansas	W 38-27	5-11	45.5	3-4	75.0	2-4	50.0	0-1	0.0	0-2	0.0	0-0	0.0
10/04/2024	Houston	L 19-30	3-10	30.0	0-1	0.0	0-3	0.0	0-2	0.0	3-4	75.0	0-0	0.0
10/19/2024	at Utah	W 13-7	4-17	23.5	3-5	60.0	1-4	25.0	0-4	0.0	0-4	0.0	0-0	0.0
10/26/2024	Texas Tech	W 35-34	3-9	33.3	2-3	66.7	0-3	0.0	1-2	50.0	0-1	0.0	0-0	0.0
TCU			45-104	43.3	18-28	64.3	9-27	33.3	8-23	34.8	10-26	38.5	0-0	0.0
Opponents			52-124	41.9	12-26	46.2	11-35	31.4	14-28	50.0	15-35	42.9	0-0	0.0

4th-Down Conversions

Date	Opponent	Score	Overall		1st Qtr		2nd Qtr		3rd Qtr		4th Qtr		Overtime	
08/30/2024	at Stanford	W 34-27	0-1	0.0	0-0	0.0	0-1	0.0	0-0	0.0	0-0	0.0	0-0	0.0
09/07/2024	LIU	W 45-0	2-2	100.0	0-0	0.0	1-1	100.0	0-0	0.0	1-1	100.0	0-0	0.0
09/14/2024	UCF	L 34-35	0-0	0.0	0-0	0.0	0-0	0.0	0-0	0.0	0-0	0.0	0-0	0.0
09/21/2024	at SMU	L 42-66	3-4	75.0	1-2	50.0	1-1	100.0	0-0	0.0	1-1	100.0	0-0	0.0
09/28/2024	at Kansas	W 38-27	1-1	100.0	1-1	100.0	0-0	0.0	0-0	0.0	0-0	0.0	0-0	0.0
10/04/2024	Houston	L 19-30	2-3	66.7	0-1	0.0	0-0	0.0	1-1	100.0	1-1	100.0	0-0	0.0
10/19/2024	at Utah	W 13-7	1-1	100.0	0-0	0.0	0-0	0.0	0-0	0.0	1-1	100.0	0-0	0.0
10/26/2024	Texas Tech	W 35-34	0-1	0.0	0-0	0.0	0-1	0.0	0-0	0.0	0-0	0.0	0-0	0.0
TCU			9-13	69.2	2-4	50.0	2-4	50.0	1-1	100.0	4-4	100.0	0-0	0.0
Opponents			5-13	38.5	0-2	0.0	4-4	100.0	0-1	0.0	1-6	16.7	0-0	0.0

Time of Possession

Date	Opponent	Score	Overall	1st Qtr	2nd Qtr	3rd Qtr	4th Qtr	Overtime
08/30/2024	at Stanford	W 34-27	30:15	06:41	06:59	08:48	07:47	00:00
09/07/2024	LIU	W 45-0	29:29	06:06	08:40	05:39	09:04	00:00
09/14/2024	UCF	L 34-35	27:06	06:31	06:01	07:41	06:53	00:00
09/21/2024	at SMU	L 42-66	32:20	03:42	12:46	09:07	06:45	00:00
09/28/2024	at Kansas	W 38-27	28:24	04:19	12:07	03:46	08:12	00:00
10/04/2024	Houston	L 19-30	23:07	04:19	05:46	07:42	05:20	00:00
10/19/2024	at Utah	W 13-7	30:55	07:15	09:30	07:11	06:59	00:00
10/26/2024	Texas Tech	W 35-34	22:35	07:21	06:18	04:40	04:16	00:00
TCU			Total	224:11	46:14	68:07	54:34	00:00
			Avg.	28:01	05:47	08:31	06:49	00:00
Opponents			Total	255:49	52:09	73:30	51:18	00:00
			Avg.	31:59	06:31	09:11	06:25	00:00



2024-25 TCU Football
Rushing/Receiving Game-by-Game
All games

Page 1/1
as of Oct 28, 2024

Rushing

Player	No-Yds/TD	Stan	LIU	UCF	SMU	KU	UH	Utah	TTU
Cam Cook	97-368/6	20-81/1	13-58/3	11-35/0	14-24/1	15-61/1	14-77/0	9-13/0	1-19/0
Jeremy Payne	29-137/2	-	8-30/0	1-1/0	6-21/0	8-65/0	3-3/1	-	3-17/1
Josh Hoover	26--14/3	5--3/1	-	1-10/0	4--7/1	3--6/0	5--14/0	3-7/1	5--1/0
Savion Williams	21-156/1	1-7/0	-	1-2/0	-	1-3/0	-	7-72/0	11-72/1
Trent Battle	15-55/0	DNP	DNP	DNP	DNP	DNP	-	8-45/0	7-10/0
Dominique Johnson	14-53/1	1-2/0	7-26/1	2-14/0	3-9/0	1-2/0	-	-	-
Trey Sanders	9-35/0	2-11/0	4-15/0	DNP	3-9/0	DNP	-	-	-
Hauss Hejny	7-17/0	2-7/0	DNP	DNP	DNP	3-7/0	DNP	2-3/0	DNP
JoJo Earle	3-30/0	DNP	1-9/0	-	-	2-21/0	DNP	DNP	DNP
Ken Seals	2-10/0	DNP	2-10/0	-	-	DNP	DNP	DNP	DNP
Jordyn Bailey	1-6/0	-	-	DNP	1-6/0	-	-	-	-
Chase Curtis	1-3/0	-	-	-	1-3/0	DNP	DNP	DNP	DNP
Nate Palmer	1--5/0	DNP	1--5/0	DNP	DNP	DNP	DNP	DNP	DNP

Receiving

Player	No-Yds/TD	Stan	LIU	UCF	SMU	KU	UH	Utah	TTU
Jack Bech	46-825/7	6-139/1	2-11/0	9-200/1	8-166/2	10-131/2	4-55/1	3-46/0	4-77/0
Savion Williams	39-436/5	11-85/1	5-69/0	4-37/2	3-50/0	4-47/0	4-40/1	5-27/0	3-81/1
JP Richardson	36-420/0	6-107/0	2-25/0	5-46/0	3-14/0	4-42/0	9-98/0	3-53/0	4-35/0
Eric McAlister	19-463/4	-	2-54/0	4-54/1	6-114/1	4-100/1	-	2-57/0	1-84/1
Cam Cook	17-66/0	1-3/0	1-2/0	4-8/0	4-20/0	3-11/0	-	4-22/0	-
Drake Dabney	13-100/0	1-5/0	-	3-15/0	1-3/0	1-6/0	-	3-39/0	4-32/0
Chase Curtis	7-77/1	-	2-27/1	3-14/0	2-36/0	DNP	DNP	DNP	DNP
JoJo Earle	7-37/1	DNP	3-24/1	2-7/0	1--3/0	1-9/0	DNP	DNP	DNP
Jeremy Payne	6-60/0	-	-	1-21/0	-	1-10/0	2-9/0	-	2-20/0
Blake Nowell	5-84/0	1-2/0	2-50/0	-	-	-	2-32/0	-	-
DJ Rogers	5-32/1	1-8/0	-	-	1-9/0	-	-	DNP	3-15/1
Jordyn Bailey	5-23/1	-	1-18/0	DNP	2-6/1	-	2--1/0	-	-
Trent Battle	2-19/0	DNP	DNP	DNP	DNP	DNP	-	2-19/0	-
Braylon James	2-6/0	-	2-6/0	DNP	-	-	DNP	DNP	-
Hunter Krepp	1-10/0	DNP	1-10/0	DNP	DNP	DNP	DNP	DNP	DNP
Major Everhart	1-4/0	1-4/0	DNP	DNP	DNP	DNP	DNP	DNP	DNP
Dominique Johnson	1-2/0	-	1-2/0	-	-	-	-	-	-



2024-25 TCU Football
Passing Game-by-Game
All games

Page 1/1
as of Oct 28, 2024

#3 Savion Williams	Comp	Att	Int	Pct	Yards	TD	Long	Sacked	Effic.
LIU	1	1	0	100.0	15	0	15	0-0	226.0
Totals	1	1	0	100.0	15	0	15	0-0	226.0

#10 Josh Hoover	Comp	Att	Int	Pct	Yards	TD	Long	Sacked	Effic.
Stanford	28	42	0	66.7	353	2	46	1-11	153.0
LIU	20	25	0	80.0	267	2	46	0-0	196.1
UCF	35	52	0	67.3	402	4	50	0-0	157.6
SMU	28	43	2	65.1	396	3	46	1-12	156.2
Kansas	28	37	2	75.7	356	3	59	1-8	172.4
Houston	23	37	2	62.2	233	2	29	3-18	122.1
Utah	22	41	0	53.7	263	0	34	0-0	107.5
Texas Tech	21	32	2	65.6	344	3	84	3-17	174.4
Totals	205	309	8	66.3	2614	19	84	9-66	152.5

#19 Ken Seals	Comp	Att	Int	Pct	Yards	TD	Long	Sacked	Effic.
LIU	3	4	0	75.0	16	0	10	0-0	108.6
SMU	3	3	0	100.0	19	1	13	0-0	263.2
Totals	6	7	0	85.7	35	1	13	0-0	174.9



2024-25 TCU Football
Returns Game-by-Game
All games

Page 1/1
as of Oct 28, 2024

Punt Returns

Player	No-Yds	Stan	LIU	UCF	SMU	KU	UH	Utah	TTU
JP Richardson	16-187	2-17	3-18	3-33	-	3-111	1-0	2-2	2-6
Jack Bech	2-34	-	2-34	-	-	-	-	-	-
Shad Banks Jr.	1-0	-	DNP	DNP	DNP	DNP	DNP	1-0	DNP

Kick Returns

Player	No-Yds	Stan	LIU	UCF	SMU	KU	UH	Utah	TTU
Jordyn Bailey	8-155	1-26	-	DNP	2-32	1-14	3-61	-	1-22
Dominique Johnson	2-32	-	-	-	2-32	-	-	-	-
Major Everhart	2-28	2-28	DNP	DNP	DNP	DNP	DNP	DNP	DNP
Jeremy Payne	1-21	-	1-21	-	-	-	-	-	-

Interceptions Returns

Player	No-Yds	Stan	LIU	UCF	SMU	KU	UH	Utah	TTU
Namdi Obiazor	1-14	-	1-14	-	-	-	-	-	-
Tymon Mitchell	1-6	1-6	-	-	-	-	-	-	-
LaMareon James	1-0	-	-	-	-	1-0	-	-	-
Bud Clark	1-0	-	DNP	-	-	-	-	1-0	-

Fumble Returns

Player	No-Yds	Stan	LIU	UCF	SMU	KU	UH	Utah	TTU
Kaleb Elarms-Orr	1-0	-	-	-	1-0	-	-	-	-
Caleb Fox	1-0	-	-	-	-	-	-	-	1-0
Markis Deal	1-0	-	-	-	-	-	-	-	1-0



2024-25 TCU Football
Total Tackles Game-by-Game
All games

Page 1/1
as of Oct 28, 2024

Total Tackles

Player	S-A	Total	Stan	LIU	UCF	SMU	KU	UH	Utah	TTU
Johnny Hodges	32-26	58	7-2	1-6	3-5	2-4	8-0	5-3	3-1	3-5
Namdi Obiazor	24-29	53	3-1	4-1	3-8	2-4	0-1	6-5	2-4	4-5
Jamel Johnson	30-21	51	6-5	1-2	5-6	4-3	6-2	1-1	3-1	4-1
Bud Clark	24-15	39	0-1	DNP	3-4	3-4	5-0	6-2	1-2	6-2
Abe Camara	18-17	35	2-4	0-3	2-6	2-1	4-0	2-0	3-1	3-2
JaTravis Broughton	20-12	32	4-0	-	6-6	5-4	-	1-1	0-1	4-0
Kaleb Elarms-Orr	12-18	30	1-0	2-3	1-3	3-5	1-2	0-1	1-2	3-2
Devean Deal	16-10	26	3-2	-	2-1	2-1	-	0-1	4-1	5-4
Cooper McDonald	10-12	22	1-3	1-3	1-3	1-2	2-1	4-0	DNP	DNP
LaMareon James	20-1	21	3-0	-	2-0	-	1-0	5-0	5-1	4-0
Channing Canada	17-2	19	-	3-0	3-0	1-0	4-1	-	4-1	2-0
Nana Osafo-Mensah	11-8	19	0-1	2-0	0-4	4-0	-	3-1	1-1	1-1
Zachary Chapman	9-8	17	-	2-1	0-1	1-0	2-0	1-1	1-1	2-4
Travis Jackson	9-2	11	1-0	3-0	1-1	1-0	1-0	1-0	0-1	1-0
Max Carroll	5-6	11	0-1	2-4	1-0	-	2-0	0-1	-	-
Caleb Fox	4-6	10	1-1	0-2	-	1-2	-	0-1	-	2-0
Austin Jordan	6-3	9	-	-	-	-	1-0	2-2	0-1	3-0
Hakeem Ajijolaiya	5-4	9	-	0-1	2-2	0-1	1-0	-	-	2-0
Markis Deal	3-6	9	1-1	-	0-1	-	-	1-2	1-1	0-1
Jaise Oliver	4-4	8	0-2	0-1	-	-	2-0	1-1	-	1-0
Cam Smith	5-2	7	DNP	DNP	DNP	DNP	DNP	3-1	1-1	1-0
Richard Toney Jr.	2-5	7	-	2-5	-	-	-	-	-	DNP
Marcel Brooks	3-2	5	1-1	-	0-1	-	-	-	2-0	-
Hudson Hooper	1-3	4	DNP	0-2	-	DNP	-	-	-	1-1
Terrence Cooks Jr.	2-1	3	DNP	-	-	-	2-1	-	-	-
Tymon Mitchell	2-1	3	2-0	-	-	0-1	-	-	-	-
Kaden McFadden	2-0	2	-	-	1-0	-	-	-	1-0	-
Jack Bech	1-1	2	0-1	-	-	-	-	1-0	-	-
Carson Bruno	1-1	2	-	-	-	1-1	-	-	-	-
Jonathan Bax	1-0	1	-	1-0	-	-	-	-	-	DNP
Jevon McIver Jr.	1-0	1	-	-	-	DNP	DNP	DNP	-	1-0
Blake Nowell	1-0	1	-	-	-	1-0	-	-	-	-
Eric McAlister	1-0	1	-	-	-	-	-	1-0	-	-
Shad Banks Jr.	0-1	1	0-1	DNP	DNP	DNP	DNP	DNP	-	DNP
JP Richardson	0-1	1	-	-	-	0-1	-	-	-	-
Drake Dabney	0-1	1	0-1	-	-	-	-	-	-	-
Connor Lingren	0-1	1	DNP	-	-	DNP	DNP	DNP	0-1	-



2024-25 TCU Football
Sacks Game-by-Game
All games

Page 1/1
as of Oct 28, 2024

Player	UA-A	Total	Stan	LIU	UCF	SMU	KU	UH	Utah	TTU
Devean Deal	3-1	3.5	0.5-3	-	-	-	-	-	2-13	1-2
Zachary Chapman	3-0	3	-	1-8	-	-	-	1-5	-	1-5
Namdi Obiazor	2-1	2.5	1.5-9	-	-	-	-	1-3	-	-
Marcel Brooks	2-1	2.5	1.5-17	-	-	-	-	-	1-14	-
Cooper McDonald	2-1	2.5	0.5-4	-	-	-	1-12	1-6	DNP	DNP
Kaleb Elarms-Orr	1-0	1	-	-	-	-	-	-	1-10	-
Nana Osafo-Mensah	1-0	1	-	1-9	-	-	-	-	-	-



2024-25 TCU Football
Tackles For Loss Game-by-Game
All games

Page 1/1
as of Oct 28, 2024

Player	UA-A	Total	Stan	LIU	UCF	SMU	KU	UH	Utah	TTU
Namdi Obiazor	5-3	6.5	2.5-10	1.5-1	-	-	-	2.0-4	0.5-1	-
Devean Deal	5-1	5.5	2.5-14	-	-	-	-	-	2.0-13	1.0-2
Abe Camara	3-1	3.5	1.0-7	-	0.5-1	-	-	1.0-1	1.0-5	-
Cooper McDonald	3-1	3.5	0.5-4	1.0-3	-	-	1.0-12	1.0-6	DNP	DNP
Zachary Chapman	3-0	3.0	-	1.0-8	-	-	-	1.0-5	-	1.0-5
Nana Osafo-Mensah	3-0	3.0	-	1.0-9	-	1.0-5	-	-	1.0-5	-
Johnny Hodges	2-2	3.0	-	-	2.0-5	-	-	0.5-0	0.5-0	-
Marcel Brooks	2-1	2.5	1.5-17	-	-	-	-	-	1.0-14	-
Markis Deal	2-1	2.5	1.0-2	-	-	-	-	1.5-3	-	-
Kaleb Elarms-Orr	2-0	2.0	-	1.0-3	-	-	-	-	1.0-10	-
Jamel Johnson	1-0	1.0	-	-	-	-	-	-	1.0-1	-
Austin Jordan	1-0	1.0	-	-	-	-	-	1.0-2	-	-
Caleb Fox	0-1	0.5	-	0.5-1	-	-	-	-	-	-
Hakeem Ajijolaiya	0-1	0.5	-	-	0.5-1	-	-	-	-	-