



SAM HOUSTON FOOTBALL

GAME NOTES | WEEK TWO

CUSA MEMBER SINCE 2023 | 2020 FCS NATIONAL CHAMPIONS

GAME 2 | SATURDAY, SEPTEMBER 7 | 5:30 PM (CT) | ORLANDO, FLA. | FBC MORTGAGE STADIUM (45,301) | ESPN+



SAM HOUSTON BEARKATS

(1-0, 0-0 CUSA) | Head Coach: K.C. Keeler (Delaware, 1981)

Career Record: 263-109-1 (31st season) | Record at SHSU: 89-36 (11th season)



UCF KNIGHTS

(1-0, 0-0 BIG 12) | Head Coach: Gus Malzahn (Henderson State, 1990)

Career Record: 102-54 (13th season) | Record at UCF: 25-16 (4th season)

BEARKATS LOOKING TO BUILD OFF SEASON-OPENING WIN

- The Sam Houston Bearkats are coming off a season-opening win at Rice, the first win for the Kats over the Owls since 1939
- Sam Houston will be looking for its first-ever win over a Big 12 opponent. Its last win vs a current member of the Big 12 came in 1947 when they defeated Houston when the Cougars were a member of the Lone Star Conference
- The Kats captured a pair of CUSA weekly honors on Monday as quarterback Hunter Watson was named the league's Offensive Player of the Week and kicker Christian Pavon was the Special Teams Player of the Week for their performances at Rice
- Sam Houston scored 34 points in its win over Rice after scoring only 10 points in 3 non-conference games in 2023
- The Kats were the lone team in CUSA to pick up an FBS win in Week 1 of the season
- The win over the Owls was the second win in program history over a team coming off a bowl appearance. The first came in the 2023 season finale when the Kats took down Middle Tennessee

2024 SCHEDULE

AUGUST (1-0)
31 at Rice **ESPN+** W, 34-14

SEPTEMBER (0-0)
07 at UCF **ESPN+** 5:30 PM
14 HAWAII **ESPN+** 6:00 PM
21 NM STATE **ESPN+** 6:00 PM
28 vs TEXAS STATE! **ESPN+** 2:00 PM

OCTOBER (0-4)
03 at UTEP **CBS SPORTS NETWORK** 8:00 PM
16 WKU **ESPN2** 7:00 PM
22 at FIU **ESPN U** 6:30 PM
29 LOUISIANA TECH **ESPN U** 7:00 PM

NOVEMBER (2-0)
16 at Kennesaw State* **ESPN+** 2:00 PM
23 at Jax State **CBS SPORTS NETWORK** 11:00 AM
29 LIBERTY* **CBS SPORTS NETWORK** 2:30 PM

All GAMES CT
BOLD - Home game at Bowers Stadium
! - NRG Stadium (Houston)

ON THE AIR

TV: ESPN+
Play By Play James Westling
Analysis Leger Douzable

RADIO: BEARKAT SPORTS NETWORK
GoBarkats.com | BSN+
Play By Play Carlos Zimmermann
Analysis Brian Adams

LIVE STATS
SamHouston.Statbroadcast.com

SOCIAL MEDIA: #EatEmUpKats
X @BarkatsFB
Instagram @BarkatsFB
Facebook /BarkatsFB

BY THE NUMBERS

3 Sam Houston had just 9 offensive plays of 30+ yards in all of the 2023 season, but had 3 plays of 30+ yards in Saturday's win vs Rice.

That included a 67-yard TD pass from Hunter Watson to Qua'Vez Humphreys, a play which was longer than any offensive play for the Kats in 2023.

30 The age of first-year defensive coordinator Skyler Cassity.

His age makes Cassity the youngest defensive coordinator in the FBS. He joined the Kats after being the defensive coordinator at Abilene Christian the past 2 seasons.

47 The Kats allowed 162.9 yards per game on the ground in 2023, but held Rice to just 47 rushing yards on Saturday.

The effort marked the third consecutive game the Kats have held an opponent under 100 yards on the ground dating back to 2023.



THE MATCHUP: at UCF

 at Rice Aug. 31 W, 34-14 ESPN+	 at UCF Sept. 7 5:30 PM ESPN+	 HAWAII Sept. 14 6:00 PM ESPN+	 NM STATE Sept. 21 6:00 PM ESPN+	 vs Texas State Sept. 28 2:00 PM ESPN+	 at UTEP Oct. 3 8:00 PM CBSSN	 WKU Oct. 16 6:00 PM ESPN2	 at FIU Oct. 22 6:30 PM ESPNU	 LA TECH Oct. 29 7:00 PM ESPNU	 at Kennesaw State Nov. 16 2:00 PM ESPN+	 at Jax State Nov. 23 11:00 AM CBSSN	 LIBERTY Nov. 29 2:30 PM CBSSN
---	--	---	---	---	--	---	---	---	---	---	---

SERIES HISTORY

Overall:	First Meeting
In Orlando:	0-0
In Huntsville:	0-0
Neutral Site:	0-0

ALL-TIME MEETINGS

DATE	RESULT	SCORE	LOCATION
First Meeting			

SERIES HISTORY

- Sam Houston and UCF will be meeting for the first time on Saturday in Orlando
- Sam Houston will be playing only the second game in program history in the State of Florida. The last time the Kats traveled to the Sunshine State was in 1953 when they beat Tampa, 26-6
- The Knights are 1 of 2 first-time opponnets on the Bearkat schedule for 2024. The second will occur next week when the Kats host Hawaii in the season's home opener
- Sam Houston is 2-14 all-time vs current members of the Big 12

SAM HOUSTON↔UCF CONNECTIONS

- Sam Houston defensive coordinator Skyler Cassity may be the youngest defensive coordinator in the FBS, but he will not be unfamiliar to UCF head coach Gus Malzahn. Cassity graduated from Auburn in 2016 and began his coaching journey as a student assistant on the offensive side of the ball for the Tigers while Malzahn was head coach

THE LAST TIME

- Saturday's game will be the first meeting between the Bearkats and Knights

WHAT TO CALL US

SAM HOUSTON

Although traditionally referred to as Sam Houston State, we ask that all media entities refer to our athletics teams as simply **Sam Houston**.

Please only use Sam Houston State University when referring to the University in official capacity.

If an abbreviation is needed, SHSU is acceptable. Please DO NOT use SH or SHS as abbreviations.

Please DO NOT use references such as Sam Houston St., Sam Hou St. or any other variations.

Our teams, both male and female, are to be referred to as Bearkats, or simply Kats on second reference. Please DO NOT capitalize the K unless using only Kats.

HONOR ROLL

IFE ADEYI
Reese's Senior Bowl Watch List
Earl Campbell Tyler Rose Award Watch List

KAVIAN GAITHER
CUSA Preseason Watch List

ETHAN HAGLER
CUSA Preseason Watch List

JEVON LEON
CUSA Preseason Watch List

CHRISTIAN PAVON
CUSA Special Teams Player of the Week (9/2)

COLBY SESSUMS
CUSA Preseason Watch List

NOAH SMITH
CUSA Preseason Watch List
Earl Campbell Tyler Rose Award watch list

HUNTER WATSON
CUSA Offensive Player of the Week (9/2)

TEAM NOTES

■ Sam Houston is competing in its second season in the FBS and its first with full bowl eligibility. The Kats completed their 2-year transition to full-fledged FBS status following the completion of the 2023 season

■ Sam Houston went just 2-6 in CUSA play in 2023, but the margins were closer than one would originally expect. The 6 losses came by an average margin of defeat of only 6.6 points with only 1 double-digit defeat. The Kats held the lead in the fourth quarter of 4 of their 6 losses with 2 coming in overtime

■ In 2023, the Kats dropped 5 games by 1 score or less. The total was tied for the most 1-score losses in the country last season. Other schools with 5 losses of 1 score or less included Old Dominion, Colorado, North Texas, NIU, Akron, Louisiana, Virginia and Middle Tennessee.

LAST ONES STANDING

The move by Sam Houston to the FBS level following the 2021 season is arguably the most transcendent decision made in the history of Bearkat Athletics; however, it possibly does not occur without the Kats' claiming the FCS National Championship in the Spring of 2021. Look closely at the Bearkat roster and there are still pieces of the title team still remaining.

Seven players from the team which claimed the title can be found, all of whom will exhaust their final year of eligibility in 2023. Those players are: Ife Adeyi, Noah Smith, Trey Fields, Ethan Hagler, Ysidro Mascorro, Jevon Leon and Briceon Hayes

2024 SCHEDULE REFLECTS FBS MOVE

The game at UCF is the second of 4 non-conference games on the slate including last week at Rice, next week in Huntsville vs Hawaii and the following week against Texas State at NRG Stadium. Sam Houston, along with Jax State, are the only programs in CUSA to have a 2024 schedule which does not include a non-FBS opponent. It marks the first time for the Kats to have a schedule completely comprised of FBS-level competition

KEELER AMONG COACHING ELITE

KC Keeler is now up to 262 victories in his career, spanning stops at Sam Houston, Delaware and Rowan. His win total has him 24th all-time in career victories among college football head coaches. Below is a ranking of where Keeler ranks among active coaches with only Brian Kelly and Mack Brown having more career wins among FBS coaches

Coach	Wins	Seasons	Current School	Previous Schools
Kevin Donley	348	46	St. Francis (IN)	California (PA), Georgetown (KY), Anderson (IN)
Brian Kelly	283	34	LSU	Notre Dame, Cincinnati, Central Michigan, Grand Valley
Mack Brown	283	36	North Carolina	Texas, Tulane, Appalachian State
KC Keeler	263	31	Sam Houston	Delaware, Rowan

SMITH & GAITHER ELECTED 2024 CAPTAINS

Under KC Keeler, the Bearkat players have annually elected team captains prior to the start of the season, and this year was no different. Senior wide receiver Noah Smith and senior linebacker Kavian Gaither were elected by the team prior to the start of the season as the 2 permanent team captains. The remaining 2 captain positions will rotate on a weekly basis among a group of players who received double-digit votes in the captain election

KATS WORK OVERTIME IN 2023

The Kats were 1 of 10 teams in the nation to have played in multiple OT games in 2023. The other schools include Akron, Arizona, Clemson, Colorado, Houston, North Carolina, Charlotte, Indiana and Miami (FL). It marked the first time the Kats played in multiple OT games in a single season since 2008 when they went 1-2 in 3 total OT games vs Stephen F. Austin (W), Southeastern Louisiana (L) and Texas State (L)

HORSESHOES & HAND GRENADES

Sam Houston went just 2-6 in CUSA play in 2023, but the margins were closer than one would originally expect. The 6 losses came by an average margin of defeat of only 6.6 points with only 1 double-digit defeat. The Kats held the lead in the fourth quarter of 4 of their 6 losses with 2 defeats coming in overtime

COACH CASSITY IS THE BEARKAT KID

Anchored by defensive coordinator Skyler Cassity, who at age 30 is the youngest defensive coordinator in the FBS, the Kats boast one of the youngest group of assistant coaches in the land. The average age of the 10 Bearkat full-time assistants is 38.9 years old, which is the fifth youngest in the nation. Only Georgia Southern (33.2), Old Dominion (34.5), UTEP (34.7) and Indiana (38.2) are younger

CHANGES COMING TO BOWERS STADIUM

Bowers Stadium has been the home of the Bearkats since the program moved to the Division I level for the 1986 season, but it has not received a major renovation since it's inception. That will not be the case for much longer as the Texas State University System's Board of Regents approved plans for major renovations to the west side of Bowers Stadium beginning at the conclusion of the 2024 season

The primary piece of the upgrades is the demolition of the current press box and the construction of a new facility. The box will span approximately 47,000 gross square feet, boasting an additional 13,000 square feet of covered exterior space and culminating in a total of approximately 60,000 square feet. At a price tag of approximately \$60 million, it will include updated concessions and restrooms, premium seating options and suites with access to outdoor balcony seating. A state-of-the-art media center will also be integrated, elevating coverage for TV, radio, digital and print platforms



During Sam Houston's 110th season of football in 2024, the Bearkats will play their 38th year at Elliott T. Bowers Stadium in their first year at the FBS level.

Sam Houston owns a 157-55-1 record on the turf at Bowers. The Bearkats have gone 68-11 in their last 78 appearances at home and went 17-0 all-time in FCS playoff games at Bowers before falling to Montana State in 2021 FCS Playoffs.

Known as Bearkat Stadium when the facility opened on Sept. 13, 1986, with a 24-6 victory over Montana State, the name was changed in 1989 to honor Dr. Elliott T. Bowers upon his retirement as Sam Houston State University President.

The Kats won their first 13 games at Bowers and have posted undefeated home seasons in 1986, 1987, 1990, 1992, 2001, 2004, 2011, 2012, 2013, 2016, 2017 and 2020.

Total Games Played at Bowers	213
All-Time Record at Bowers	157-55-1
FBS Games at Bowers.....	2-3

OFFENSE

Coordinator: Brad Cornelsen

	Total	CUSA Rk	FBS Rk		Total	CUSA Rk	FBS Rk
Total Offense:	407.0	2	71	3rd Down %:	37.5	4	85
Points Per Game:	34.0	2	63	4th Down %:	100.0	1	1
Rushing:	178.0	3	64	Red Zone %:	66.7	6	105
Passing:	229.0	4	70	Fumbles Lost:	0	1	1
Time of Possession:	35:20	2	12	Sacks Allowed:	7	10	131



WHO'S GOT THE DOT?
HUNTER WATSON

Beginning in 2024, NCAA rules now allow for in-helmet communication from coaches to one player on the field until 15 seconds left on the play clock. A green dot on the helmet indicates which player on the field carrying the communication equipment.



KAT TO WATCH
DJ MCKINNEY

Despite quarterback Hunter Watson and upperclassman John Gentry rushing for more total yards, it was McKinney who provided a needed change of pace on Saturday at Rice. The redshirt freshman from Tulsa was part of the regular rotation of backs and totaled the rock 6 times for 31 yards, leading the team with an average of 5.2 yards per carry.

QUICK HITTERS FROM THE WIN AT RICE

- KC Keeler often speaks to the importance of the Kats needing to play clean to win, and on Saturday they did just that by committing only 2 penalties and not turning the ball over. It is the first time in the Keeler era the Kats have played a season opener without committing a turnover with it last happening in the 2011 season opener vs Western Illinois
- Sam Houston spread the ball around vs the Owls with 10 separate players getting touches. In all, Hunter Watson found 7 different receivers for catches and 4 players finished the game with at least 1 catch and 1 rush
- Hunter Watson found Ife Adeyi for a 32-yard touchdown near the end of the first half, the 19th touchdown reception of Adeyi's career. Still, it was the first score for Adeyi since the finale of the 2021 season vs Montana State. Adeyi has only played in 7 of 21 possible games over the past 2 seasons after only playing in 4 games of the 2022 season to retain his redshirt during the Kats' first transition season to FBS and then missing the final 9 games of 2023 due to injury
- The Kats did their scoring in spurts vs the Owls, scoring 17 points on 3 straight possessions in the first half before scoring in the final 2 minutes of the first half and the first 2 possessions of the second half

DYNAMIC DUO

Noah Smith and Ife Adeyi have been tormenting defenses for the Kats since 2019 and are each back for their final season in Huntsville in 2024. But an early season injury forced Adeyi out of the 2023 season after just 3 games. Still, each is moving up the Bearkat record books with Smith needing 352 more receiving yards to reach 2,000 for his career. Should he reach that mark, the pair of Smith and Adeyi would mark just the third time the Kats have had multiple players with 2,000 career receiving yards on the roster at the same time

SMITH LOOKING TO JOIN 1K/1K CLUB

Noah Smith has been a swiss army knife for the Kats throughout his career and the numbers are adding up. In fact, the redshirt junior needs just 80 more rushing yards to his career tally to join Richard Sincere and Tony January as the only Kats with 1,000 yards rushing and 1,000 yards receiving in a career

EXPERIENCE BACK ON OFFENSIVE LINE

Hunter Watson caught a bit of good fortune when inherited an experienced offensive line with 4 of 5 starters back from a year ago. That group allowed just 21 sacks in 12 games, fourth best in CUSA, and included senior center Ethan Hagler, who has made a team-high 37 starts in his career. The lone projected newcomer is Luke Eckardt who started 9 games in 2023 with Watson for Iowa Western CC, helping the Reivers to the NJCAA national title

MORE ON THE LINE - LITERALLY

Since its move to the FBS, Sam Houston's staff has made a point of getting bigger at the line of scrimmage and this group of offensive linemen projects to hit the mark. With an average weight of 310 pounds for the projected group of offensive linemen, it is not the heaviest average line the Kats have ever had; but it will be the first time the Kats have ever put out a starting offensive line with all being at or above 300 pounds

REBUILDING THE RB ROOM

To say the Kats had to dig deep into its stable of running backs in 2023 would be an understatement. In all, injuries forced 8 players to line up at running back a year ago, holding the Kats to a league-low 88.8 yards per game on the ground. Those 8 players included 2 from the defensive side of the ball, a former starting quarterback and a converted wide receiver. John Gentry carried the bulk of the load with 119 carries, which was 82 more than any other back on the roster, despite battling injury throughout the year himself. But the Kats feel good about the room entering 2024 with each of its top 4 backs returning, along with transfer Jay Ducker who was the 2021 MAC Freshman of the Year at NIU



0

ZACH HRBACEK

RB • R-JR • 2L • TROY, TEXAS • TROY HS

- Explosive home-run threat returning to full strength in 2024
- Saw action in just 5 games in 2023 due to injury
- Team’s leading rusher in 2022 with 495 yards on 86 carries
- Rushed for 203 yards in 2022 win at Tarleton, the first 200-yard rushing game by a Kat since Corey Avery in 2016
- Rushed for 7,534 yards and 100 TDs in prep career at Troy HS

2024 GAME-BY-GAME STATS

Opponent	Rushing				Receiving				Kick Return			Punt Return		
	No.	Yds.	TD	LG	Rec.	Yds.	TD	LG	Att/Yds	TD	LG	Att/Yds.	TD	LG
8/31 at Rice	0	0	0	0	0	0	0	0	0	0	0	0	0	0
9/7 at UCF														
9/14 HAWAII														
9/21 NM STATE*														
9/28 vs Texas State														
10/3 at UTEP*														
10/16 WKU*														
10/22 at FIU*														
10/29 LOUISIANA TECH*														
11/16 at Kennesaw State*														
11/23 at Jax State*														
11/29 LIBERTY*														
2024 Total Career	0	0	0	0	0	0	0	0	0/0	0	0	0/0	0	0
	145	749	4	80	14	77	0	21	7/140	0	35	3/31	0	20



1

JOHN GENTRY

RB • R-JR • 1L • HOUSTON, TEXAS • NORTH SHORE HS / UTAH STATE

- Multi-purpose back who totaled 668 all-purpose yards in his first year with the Kats in 2023
- Joined Kats for 2023 season after 3 seasons at Utah State
- Became primary feature back in an injury-riddled Bearkat backfield, leading the team with 391 yards on the ground
- Helped lead North Shore HS to back-to-back 6A state titles

2024 GAME-BY-GAME STATS

Opponent	Rushing				Receiving				Kick Return			Punt Return		
	No.	Yds.	TD	LG	Rec.	Yds.	TD	LG	Att/Yds	TD	LG	Att/Yds.	TD	LG
8/31 at Rice	14	56	1	16	2	8	0	8	0	0	0	0	0	0
9/7 at UCF														
9/14 HAWAII														
9/21 NM STATE*														
9/28 vs Texas State														
10/3 at UTEP*														
10/16 WKU*														
10/22 at FIU*														
10/29 LOUISIANA TECH*														
11/16 at Kennesaw State*														
11/23 at Jax State*														
11/29 LIBERTY*														
2024 Total Career	14	56	1	16	2	8	0	8	0/0	0	0	0/0	0	0
	133	447	4	28	38	279	2	56	0/0	0	0	0/0	0	0



2 IFE ADEYI

WR • R-SR • 4L • MANSFIELD, TEXAS • LEGACY HS

- Is in sixth season at Sam Houston
- Elite speed used in multiple ways within Bearkat offense
- Enters game at UCF having caught a pass in 25 straight games
- Has a catch in 40 of 42 games played in career
- Retained year of eligibility in 2020 due to COVID-19 and used redshirt in 2022 during Kats’ transition to FBS
- Ranks in top 10 all-time at Sam Houston in receptions (139), receiving yards (2,104) and receiving TDs (19)
- Hauled in game-winning TD in final seconds of 2020 FCS Championship game
- Brother, Ayo, is currently a running back at James Madison
- Brother, Ore, is currently a defensive back at Northwestern

2024 GAME-BY-GAME STATS

Opponent	Rushing				Receiving				Kick Return			Punt Return		
	No.	Yds.	TD	LG	Rec.	Yds.	TD	LG	Att/Yds	TD	LG	Att/Yds.	TD	LG
8/31 at Rice	1	9	0	9	5	63	1	32	0	0	0	0	0	0
9/7 at UCF														
9/14 HAWAII														
9/21 NM STATE*														
9/28 vs Texas State														
10/3 at UTEP*														
10/16 WKU*														
10/22 at FIU*														
10/29 LOUISIANA TECH*														
11/16 at Kennesaw State*														
11/23 at Jax State*														
11/29 LIBERTY*														
2024 Total	1	9	0	9	5	63	1	32	0/0	0	0	0/0	0	0
Career	28	239	3	32	139	2104	19	80	14/254	0	32	0/0	0	0



6 NOAH SMITH

WR • R-SR • 4L • HOUSTON, TEXAS • CY RIDGE HS

C

- Is the only returning WR in CUSA to earn all-CUSA honors in 2023
- Voted as 1 of 2 permanent team captains for the 2024 season
- Multi-purpose receiver who has played WR, RB and QB in Bearkat career
- Enters game at UCF season having caught a pass in 20 straight games
- Needs 80 more rushing yards to join Tony January and Richard Sincere as the only Bearkats in program history with 1,000 career rushing yards and 1,000 career receiving yards
- Has three 100-yard receiving games in his career
- Ranks 15th in all-time receiving yards at SHSU with 1,658
- Ranks sixth all-time at SHSU with 172 career receptions; needs 28 more to become the fifth Kat in program history with 200 catches
- Needs 283 more all-purpose yards to become 13th Kat in history with 3,000 career all-purpose yards

2024 GAME-BY-GAME STATS

Opponent	Rushing				Receiving				Kick Return			Punt Return		
	No.	Yds.	TD	LG	Rec.	Yds.	TD	LG	Att/Yds	TD	LG	Att/Yds.	TD	LG
8/31 at Rice	1	6	0	6	2	11	0	9	0	0	0	0	0	0
9/7 at UCF														
9/14 HAWAII														
9/21 NM STATE*														
9/28 vs Texas State														
10/3 at UTEP*														
10/16 WKU*														
10/22 at FIU*														
10/29 LOUISIANA TECH*														
11/16 at Kennesaw State*														
11/23 at Jax State*														
11/29 LIBERTY*														
2024 Total	1	6	0	6	2	11	0	9	0/0	0	0	0/0	0	0
Career	178	920	9	55	172	1659	16	61	7/115	0	23	0/7	0	12



5 GRANT GUNNELL

QB • GR • 4L • HOUSTON, TEXAS • ST. PIUS X HS / ARIZONA / MEMPHIS / NORTH TEXAS

- Prototypical pro-style QB who was one of the most prolific passers in TXHSFB history, throwing for 195 career TDs at St. Pius X
- Made first start as a Bearkat in Week 3 at Houston
- Spent first 2 seasons of collegiate career at Arizona, starting 3 games as a true freshman and 5 as a sophomore
- Was named Pac 12 Freshman of the Week in 2019 after throwing for 352 yards against UCLA
- Spent 2021 season at Memphis and 2022 season at North Texas

2024 GAME-BY-GAME STATS

	Opponent	Rushing			C-A-I	Passing			Total	
		No.	Yds.	TD		LG	Yds.	TD	LG	OFF
8/31	at Rice					DNP				
9/7	at UCF									
9/14	HAWAII									
9/21	NM STATE*									
9/28	vs Texas State									
10/3	at UTEP*									
10/16	WKU*									
10/22	at FIU*									
10/29	LOUISIANA TECH*									
11/16	at Kennesaw State*									
11/23	at Jax State*									
11/29	LIBERTY*									
2024 Total		0	0	0	0	0-0-0	0	0	0	0
SHSU Career Total		30	119	0	49	91-155-0	1,132	13	45	1,260
NCAA Career Total										



8 JASE BAUER

QB • R-JR • 2L • ANKENY, IOWA • ANKENY HS / CENTRAL MICHIGAN

- Dual-threat QB who started 10 games over 3 seasons at Central Michigan
- Threw for 13 TDs and rushed for 14 in Chippewa career
- Has three 100-yard rushing games in his career

2024 GAME-BY-GAME STATS

	Opponent	Rushing				C-A-I	Passing			Total	
		No.	Yds.	TD	LG		Yds.	TD	LG	OFF	TDR
8/31	at Rice					DNP					
9/7	at UCF										
9/14	HAWAII										
9/21	NM STATE*										
9/28	vs Texas State										
10/3	at UTEP*										
10/16	WKU*										
10/22	at FIU*										
10/29	LOUISIANA TECH*										
11/16	at Kennesaw State*										
11/23	at Jax State*										
11/29	LIBERTY*										
2024 Total		0	0	0	0	0-0-0	0	0	0	0	0
SHSU Career Total		0	0	0	0	0-0-0	0	0	0	0	0
NCAA Career Total		174	677	14	60	198-346-13	2316	13	--	14	27



10 HUNTER WATSON

QB • R-JR • TR • CELINA, TEXAS • CELINA HS / ARKANSAS-MONTICELLO / IOWA WESTERN CC

- Dual-threat QB who led Iowa Western CC to 2023 NJCAA national title
- Earned CUSA Offensive Player of the Week honors after win at Rice
- Named a NJCAA second team all-American in 2023
- Accounted for 30 TDs for the Reivers in 2023, 22 in the air and 8 on the ground
- Joined IWCC after 2 seasons at Arkansas-Monticello

2024 GAME-BY-GAME STATS

Opponent	Rushing				Passing				Total	
	No.	Yds.	TD	LG	C-A-I	Yds.	TD	LG	OFF	TDR
8/31 at Rice	14	57	0	31	16-27-0	229	2	67	286	2
9/7 at UCF										
9/14 HAWAII										
9/21 NM STATE*										
9/28 vs Texas State										
10/3 at UTEP*										
10/16 WKU*										
10/22 at FIU*										
10/29 LOUISIANA TECH*										
11/16 at Kennesaw State*										
11/23 at Jax State*										
11/29 LIBERTY*										
2024 Total	14	57	0	31	16-27-0	229	2	67	286	2
Career Total	14	57	0	31	16-27-0	229	2	67	286	2



19 ELIJAH SOHN

TE • R-SR • 2L • ALEDO, TEXAS • ALEDO HS / SMU

- Prototypical tight end build with ability to both block and catch
- Joined Sam Houston football team in 2022 after spending time as a swimmer at Texas A&M and SMU
- Played as Kats' primary tight end in 2023 before late-season injury shut down his year after 9 games
- Was coming off his most productive offensive game prior to injury with season-high 6 catches for 45 yards and first career TD in win over Kennesaw State

2024 GAME-BY-GAME STATS

Opponent	Receiving					
	No.	Yds.	TD	LG		
8/31 at Rice	2	24	0	21		
9/7 at UCF						
9/14 HAWAII						
9/21 NM STATE*						
9/28 vs Texas State						
10/3 at UTEP*						
10/16 WKU*						
10/22 at FIU*						
10/29 LOUISIANA TECH*						
11/16 at Kennesaw State*						
11/23 at Jax State*						
11/29 LIBERTY*						
2024 Total	2	24	0	21		
Career Total	18	189	2	28		

NEED TO KNOWS

BEARKAT ATHLETICS

↪ The Bearkats won the 2014 NCAA Women's Bowling national championship. The Bearkat football team played in the FCS National Championship game in both January of 2012 and 2013 before finally breaking through and claiming the program's first FCS championship in 2021.

WHY THE K?

- ↪ Bearkats is spelled with a K to denote a creature that is more mythical than real. The name came from a popular local saying from the 1920s "tough as a Bearkat!"
- ↪ Sam Houston's teams have been nicknamed Bearkats since 1923. Prior to that the sports teams were called "The Normals" since the Sam Houston was then a teacher's schools.

ABOUT SAM HOUSTON

- ↪ Sam Houston State University is located in Huntsville, Texas, with the 316-acre campus approximately 65 miles north of downtown Houston.
- ↪ It was founded in 1879 and stands today as the third-oldest public university in Texas. Created to train school teachers, today's Sam Houston offers a broad range of academic programs leading to bachelor's, master's and doctoral degrees.
- ↪ The university's namesake, Sam Houston, was the first and third president of the Republic of Texas. Houston was an American politician and soldier. His victory at the Battle of San Jacinto secured the independence of Texas from Mexico in one of the shortest decisive battles in modern history, lasting only 18 minutes.
- ↪ Sam Houston is buried in Huntsville not far from the campus of the University which is named in his honor. He was the only man in United States history to be governor of two states (Texas and Tennessee).
- ↪ The university, which is the 12th largest in Texas, passed the 20,000 student mark in enrollment in the spring of 2015 and currently boasts 20,477 enrollees.
- ↪ Sam Houston's most recognizable alumnus is Dan Rather -- American journalist and former news anchor for CBS Evening News. The university named its mass communications building after Rather in 1994.

DEFENSE

Coordinator: Skyler Cassity

	Total	CUSA Rk	FBS Rk
Total Defense:	274.0	2	56
Scoring Defense:	14.0	1	57
Rush Defense:	47.0	1	18
Pass Defense:	227.0	4	90
Tackles for Loss:	8.0	2	30
Sacks:	2.0	2	51

	Total	CUSA Rk	FBS Rk
Interceptions:	2	1	2
Fumble Recoveries:	0	--	--
Opp 3rd Down %:	5-15 (.333)	3	61
Opp 4th Down %:	0-1 (.000)	1	1
Red Zone:	1-2 (.500)	2	28



WHO'S GOT THE DOT?
KAVIAN GAITHER

Beginning in 2024, NCAA rules now allow for in-helmet communication from coaches to one player on the field until 15 seconds left on the play clock. A green dot on the helmet indicates which player on the field carrying the communication equipment.



KAT TO WATCH
TREY FIELDS

Fields is in his fifth year with the Kats, but made his first career start on Saturday at Rice. He responded with 6 tackles, the second most by a Kat in the game, and led the team with a pair of TFLs.

QUICK HITTERS FROM THE WIN AT RICE

- Sam Houston's defense forced either a 3-and-out or a turnover on each of Rice's first 4 possessions of the game. The Kats already held a 17-0 lead before the Owls converted their first first down of the game late in the first quarter
- The Kats held Rice to just 47 rushing yards for the game. That total is the lowest by a Bearkat opponent in a season opener since Oklahoma Panhandle rushed for just 45 yards in the opener of the 2016 season
- Safety Caleb Weaver led the team with 10 tackles vs the Owls, setting a new career high
- David Fisher's pick-6 in the first quarter was the first of his career and third career interception overall. Sam Houston now has a pick-6 in 3 of its last 4 games dating back to 2023 with Kavian Gaither having had one at Louisiana Tech and Trevor Williams in the 2023 finale vs Middle Tennessee a year ago
- 6 of the Kats' 11 starters were making their first career start as Bearkats

QUICK HITTERS LEFT OVER FROM 2023

- Sam Houston's defense closed 2023 with 12 takeaways in its final 3 games after having just 8 in its first 9 games
- The Kats allowed an average of 81.3 yards rushing in its final 3 games, including 73 and 66 in the final 2
- Kavian Gaither had 72 tackles in 2023, the most back for the Kats and the third most among CUSA returners

CASSITY TAKES OVER AT DEFENSIVE COORDINATOR

With former defensive coordinator Joe Morris departing for NM State after 2023, the Kats found their man in now former Abilene Christian defensive coordinator Skyler Cassity who takes over in his first year in Huntsville. At age 30, Cassity is the youngest defensive coordinator in the FBS. Other new additions to the defensive staff include Julian Wilson (DBs) who coached with Cassity at ACU, along with veterans Reggie Johnson (LBs) and Greg Richmond (DEs)

TRICKY NIXON

With the Bearkats having to dig deep into its stable of available backs in 2023, linebacker Issiah Nixon stepped in at LA Tech and found the end zone twice as a short-yardage back. But his impact was not only felt on that side of the ball as he got in on a sack in the second quarter as well. He was 1 of 2 players in the country with a sack + offensive TD in the same game in 2023, and 1 of 5 to accomplish the feat in the totality of the season.

FBS Players in 2023 with Sacks + Offensive TD(s) scored

Player	School	Rush TD	Rec TD	Sacks
Issiah Nixon	Sam Houston	2	0	4.0
Sione Vaki	Utah	3	2	2.0
DJ Lundy	Florida State	1	0	1.5
Tonka Hemmingway	South Carolina	1	0	1.5
Alex Huntley	South Carolina	0	1	2.0



0 CHRIS MURRAY

DL • R-JR • 2L • WICHITA FALLS, TEXAS • HIRSCHI HS / TCU

- Difference-making defensive lineman expected to make big jump in 2024
- In third season at Sam Houston after redshirting in 2021 at TCU
- Has played in 13 games in 2 seasons
- Rated as No. 4 strongside DE in Texas and No. 25 in nation coming out of HS

2024 GAME-BY-GAME STATS

	Opponent	Tkl	TFL	Sack	FF	FR	INT	PBU	QBH
8/31	at Rice	1	0.0-0	0.0-0	0	0	0	0	0
9/7	at UCF								
9/14	HAWAII								
9/21	NM STATE*								
9/28	vs Texas State								
10/3	at UTEP*								
10/16	WKU*								
10/22	at FIU*								
10/29	LOUISIANA TECH*								
11/16	at Kennesaw State*								
11/23	at Jax State*								
11/29	LIBERTY*								
Total		1	0.0-0	0.0-0	0	0-0	0-0	0	0
Career		18	1.5-10	1.0-9	0	0-0	0-0	1	0



2 DA'VEAWN ARMSTEAD

DB • R-JR • 1L • BATON ROUGE, LA. • CENTRAL HS / TCU

- Long, prototypical corner with potential to be an all-conference player
- Played in only 4 games in 2023 due to injury; utilized redshirt season
- Only player from Louisiana on the 2024 Bearkat roster
- Was rated as the No. 65 safety in the nation coming out of HS
- Also was rated as the No. 23 player in Louisiana
- Originally went to TCU where he played in 10 games as true freshman in 2021

2024 GAME-BY-GAME STATS

	Opponent	Tkl	TFL	Sack	FF	FR	INT	PBU	QBH
8/31	at Rice	5	0.0-0	0.0-0	0	0	0	1	0
9/7	at UCF								
9/14	HAWAII								
9/21	NM STATE*								
9/28	vs Texas State								
10/3	at UTEP*								
10/16	WKU*								
10/22	at FIU*								
10/29	LOUISIANA TECH*								
11/16	at Kennesaw State*								
11/23	at Jax State*								
11/29	LIBERTY*								
Total		5	0.0-0	0.0-0	0	0-0	0-0	1	0
Career		20	1.5-8	1.0-7	1	1-0	0-0	7	0



14 KAVIAN GAITHER

18 ISSIAH NIXON

LB • SR • 3L • WACO, TEXAS • CONNALLY HS

LB • SR • 1L • MISSOURI CITY, TEXAS • FORT BEND ELKINS / TEXAS STATE

- Voted as 1 of 2 permanent team captains for the 2024 season
 - Will wear Green Dot for on-field comms with coaching staff for defense
 - Opened career as safety during freshman season; moved to LB as a sophomore
 - Second-leading tackler on Kats in 2023; trailed only all-CUSA LB Trevor Williams
 - Named CUSA Defensive Player of the Week after win over LA Tech in 2023
 - 2022 WAC Defensive Player of the Year
 - Accounted for 5,376 yards of total offense and 242 tackles in career at Connally HS
- Expected to be impact piece to Bearkat defense in 2024
 - Versatile backer who can be utilized in multiple ways, including as pass rusher
 - Served as short-yardage back vs LA Tech in 2023, rushing for 2 TDs
 - Had 5.0 sacks in 2023, the most among Bearkat returners
 - Played in 30 games at Texas State prior to joining the Bearkats
 - Preseason all-CUSA first team by Athlon Sports

2024 GAME-BY-GAME STATS

	Opponent	Tkl	TFL	Sack	FF	FR	INT	PBU	QBH
8/31	at Rice	5	1.0-2	0.0-0	0	0	0	0	0
9/7	at UCF								
9/14	HAWAII								
9/21	NM STATE*								
9/28	vs Texas State								
10/3	at UTEP*								
10/16	WKU*								
10/22	at FIU*								
10/29	LOUISIANA TECH*								
11/16	at Kennesaw State*								
11/23	at Jax State*								
11/29	LIBERTY*								
Total		5	1.0-2	0.0-0	0	0-0	0-0	0	0
Career		175	18.0-57	4.0-28	4	3-0	3-79	8	0

2024 GAME-BY-GAME STATS

	Opponent	Tkl	TFL	Sack	FF	FR	INT	PBU	QBH
8/31	at Rice	1	0.0-0	0.0-0	0	0	0	0	0
9/7	at UCF								
9/14	HAWAII								
9/21	NM STATE*								
9/28	vs Texas State								
10/3	at UTEP*								
10/16	WKU*								
10/22	at FIU*								
10/29	LOUISIANA TECH*								
11/16	at Kennesaw State*								
11/23	at Jax State*								
11/29	LIBERTY*								
Total		1	0.0-0	0.0-0	0	0-0	0-0	0	0
Career		26	5.5-24	5.0-23	1	0-0	0-0	1	0

NEED TO KNOWS

CATEGORY	2024
Home	0-0
Away	1-0
Neutral	0-0
Day	0-0
Night	1-0
TV Games	0-0
ESPN2	0-0
ESPN+	1-0
ESPNU	0-0
CBS Sports Network	0-0
Scoring First	1-0
Leading At Half	1-0
Tied At Half	0-0
Trailing At Half	0-0
Leading after 3Q	1-0
Trailing After 3Q	0-0
Tied After 3Q	0-0
Overtime Games	0-0
Having 100-yd rusher	0-0
Having 100-yd receiver	0-0
Opp 100-yd rusher	0-0
Opp 100-yd receiver	0-0
No turnovers	1-0
<3 turnovers	0-0
3+ turnovers	0-0
No takeaways	0-0
<3 takeaways	1-0
3+ takeaways	0-0
Win turnover battle	1-0
Lose turnover battle	0-0
Turnovers even	0-0

ALL-TIME COMEBACKS

- 21 points**
Sam Houston 32, Southwest Texas 31
Huntsville, 11-22-1986
Bearkats trailed by 21 points with 13:29 to play
- Sam Houston 36, Montana State 23
Bozeman, Mont., 9-7-1991
Bearkats trailed by 21 just 9:24 into first quarter
- Sam Houston 38, James Madison 35
Huntsville 5-8-2021
Bearkats trailed by 21 at halftime

- 20 points**
Sam Houston 24, A&M-Kingsville 23
Huntsville, 9-23-1995
Bearkats trailed by 20 points at halftime

- Sam Houston 35, Eastern Washington 34
Cheney, Wash., 12-4-2004
Bearkats trailed by 20 with 14:54 to play

- 18 points**
Sam Houston 29, Texas State 28
San Marcos, 11-15-2007
Bearkats trailed by 18 points with 9:00 to play

SPECIAL TEAMS

Analyst: Zach Milliet

	Total	CUSA Rk	FBS Rk		Total	CUSA Rk	FBS Rk
FG:	2 / 3	2	--	Net Punting:	34.4	10	--
PAT:	4 / 4	2	--	Punt Ret Defense:	7.5	4	--
Blocked Kicks:	0	--	--	Kickoff Return:	23.0	3	--
Blocked Punts:	0	--	--	Kickoff Ret Defense:	42.57	3	--

QUICK HITTERS FROM SATURDAY'S WIN AT RICE

- Pavon's 52-yard field goal in the first quarter marked the second straight game the Kats have had a FG of 50+ yards. In last year's season finale, Colby Sessums nailed a field goal of 51 yards
- Pavon joins Jeff Jones as the only 2 Bearkat kickers to ever connect on field goals of 50+ yards in a season opener. Jones, in fact, did it twice in his career with a 51-yard boot vs UT Arlington in 1982 and a 53-yarder vs Bishop College in 1984
- Jones' 51-yarder vs UTA and Pavon's 52-yarder vs Rice make them the only 2 Bearkat kickers in program history to have their first career field goal be of 50+ yards

PAVON TAKES WEEK 1 CUSA SPECIAL TEAMS PLAYER OF THE WEEK HONORS

- Christian Pavon has primarily handled kickoff duties in his first 2 seasons with the Kats, but handled all kicking assignments on Saturday vs Rice and took full advantage of the opportunity. The Willis hit a pair of field goals and all 4 of his PAT attempts to earn CUSA Special Teams Player of the Week honors on Monday.
- He kept the momentum going for the Kats in the first quarter when his first career field goal attempt was good from 52 yards to put SHSU up 17-0. He later added a 26-yarder to cap the Bearkat scoring for the game. The 52-yarder was tied for the sixth-longest FG in Bearkat history and was 1 of 2 FGs made in CUSA in Week 1 of 50+ yards

ROSTER

ALPHABETICAL

No.	Name	Pos	Ht	Wt	Class-Yr	Hometown / High School / Previous School
0	Zach Hrbacek	RB	5-9	195	R-Jr.	Troy, Texas / Troy HS
0	Chris Murray	DL	6-4	255	RJr-1L	Wichita Falls, Texas / Hirshi HS / TCU
1	John Gentry	RB	5-11	205	RSO-TR	Houston, Texas / North Shore HS / Utah State
1	Jevon Leon	DL	6-3	250	RSr-4L	Houston, Texas / Alief Hastings HS
2	Ife Adeyi	WR	5-10	175	RSr-4L	Mansfield, Texas / Legacy HS
2	Da'Veawn Armstead	DB	6-1	185	RJr-RS	Baton Rouge, La. / Central HS / TCU
2	Simeon Evans	WR	6-1	200	RJr-2L	Mansfield, Texas / Timberview HS / Army
3	Caleb Weaver	DB	5-11	190	RJr-2L	Houston, Texas / Myers Park HS
4	Jaylon Jimmerson	DB	5-10	200	Gr-TR	Pittsburg, Texas / Pittsburg HS / UIW / Liberty
4	Michael Phoenix II	WR	6-2	215	RJr-TR	Conroe, Texas / Conroe HS / Kilgore College
5	David Fisher	DB	6-0	185	RJr-2L	Houston, Texas / Pearland Dawson HS
5	Grant Gunnell	QB	6-6	220	Gr-1L	The Woodlands, Texas / St. Pius X HS / Arizona / Memphis / North Texas
6	Trey Fields	LB	6-0	215	RJr-4L	Danciger, Texas / Sweeny HS
6	Noah Smith	WR	5-11	190	RSr-4L	Houston, Texas / Cy Ridge HS
7	Emon Allen	DB	5-9	180	RJr-2L	Austin, Texas / Vista Ridge HS
7	Qua'Vez Humphreys	WR	6-3	225	RJr-RS	Junction City, Kan. / Junction City HS / Butler CC
8	Jase Bauer	QB	6-2	220	RJr-TR	Ankeny, Iowa / Ankeny HS / Central Michigan
8	Sincere Jackson	LB	6-2	220	RJr-2L	Pacifica, Calif. / Paso Robles HS / City College of San Francisco
9	Jay Ducker	RB	5-10	205	Gr-TR	Omaha, Neb. / Bellevue West HS / NIU / Memphis
9	Ysidro Mascorro	LB	5-11	215	RJr-3L	Refugio, Texas / Refugio HS
10	Jaylen Phillips	LB	6-2	230	Sr-4L	Katy, Texas / Katy HS
10	Hunter Watson	QB	6-3	210	RJr-TR	Celina, Texas / Celina HS / Arkansas-Monticello / Iowa Western CC
11	Malik Phillips	WR	5-11	175	Sr-1L	Clovis, N.M. / Clovis HS / New Mexico Military Institute
11	Denver Warren	DL	6-2	300	RJr-TR	Chicago, Ill. / Brother Rice HS / Bowling Green / Independence CC / NM State
12	Tyler Bailey	DB	6-0	195	RSO-2Y	Prosper, Texas / Prosper HS
12	Austin Smith	TE	6-5	245	RJr-TR	Cedar Lake, Texas / Tidehaven HS / Colorado / Memphis
13	Sylas Gomez	QB	6-2	200	RSO-2Y	San Antonio, Texas / Central Catholic HS
13	Ny'Quee Hawkins	DB	6-0	195	RSO-2Y	Newark, N.J. / Orange HS / Virginia Tech
14	Kavian Gaither	LB	6-0	215	Sr-3L	Waco, Texas / Connally HS
14	Jyzaiah Rockwell	WR	6-3	210	RSO-1L	Gilmer, Texas / Gilmer HS
15	Shane Johnson	WR	6-2	200	RJr-2L	San Antonio, Texas / Johnson HS
15	Jalen O'Neal	DB	6-2	185	RFr-TR	Manvel, Texas / Manvel HS / Abilene Christian
16	Joe Swen	DB	6-3	190	So-TR	Philadelphia, Pa. / Bishop Alemany HS (CA) / Oregon State
17	Lonnie Adkism	WR	6-1	195	RFr-RS	Wichita, Kan. / Corpus Christi Miller HS (TX)
18	Issiah Nixon	OLB	6-1	235	Sr-1L	Missouri City, Texas / Elkins HS / Texas State
19	Isaiah Cash	DB	6-0	195	Gr-TR	Austin, Texas / Rouse HS / HCU
19	Elijah Sohn	TE	6-4	250	RSr-2L	Aledo, Texas / Aledo HS / SMU
20	Chantson Prox	DB	5-11	180	So-1L	Canton, Texas / Canton Texas
21	DJ McKinney	RB	5-9	180	RFr-RS	Tulsa, Okla. / Union HS
22	Jaidan Scott	DB	6-0	185	RSO-1L	Houston, Texas / Myers Park HS (NC)
23	Railyn Adams	DB	6-0	170	Fr-HS	Newton, Texas / Newton HS
23	Adrian Murdaugh	RB	5-9	175	RJr-1L	Conroe, Texas / Oak Ridge HS
24	Elias Escobar	DB	5-11	200	RSr-1L	Hayward, Calif. / Mountain House HS / Laney College
25	Matthew Tatum	WR	5-9	170	RSO-HS	Huntsville, Texas / Huntsville HS
26	S'Maje Burrell	LB	6-0	220	RFr-TR	Fort Worth, Texas / North Crowley HS / Texas
27	Garret Hagler	RB	5-11	230	RSO-2Y	Cove, Texas / Barbers Hill HS
28	CJ Johnson	LB	6-1	225	RJr-TR	Little Elm, Texas / Braswell HS / Navarro College / Memphis
29	KeSean Raven	DB	5-10	165	RJr-2L	Rockdale, Texas / Rockdale HS
30	Kason Tullos	LB	6-1	220	Gr-TR	Spring, Texas / Klein Oak HS / Texas A&M
31	Quan Williams	DB	5-10	170	RJr-1Y	College Station, Texas / A&M Consolidated HS
33	Kendrick DuJour	DL	6-5	225	RSO-TR	Jonesboro, Ga. / Mundy's Mill HS / North Carolina Central
34	Landan "CoCo" Brown	RB	5-11	215	RFr-RS	Denton, Texas / Denton HS
35	Gannon Tullos	LB	6-2	210	RSO-RS	Houston, Texas / Klein Oak HS
37	Jacquis Ishmeal Jr.	OLB	6-2	230	Jr-1Y	Kennedale, Texas / Kennedale HS
38	Mitch Melton	OLB	6-2	240	Fr-HS	Conroe, Texas / Conroe HS
41	Zach Stricker	LS	6-0	200	RJr-2L	Coppell, Texas / Coppell HS
42	Ca'lub Holloway	OLB	6-1	235	RSO-1L	Forth Worth, Texas / South Hills HS / Phillips Exeter Academy
43	Jadon Cardell	K/P	6-0	215	RJr-2L	Cedar Hill, Texas / Cedar Hill
44	Briceon Hayes	DL	6-3	245	RJr-2L	Huntsville, Texas / Huntsville HS
45	Eli Wallace	LB	6-2	225	RFr-RS	Dallas, Texas / Duncanville HS
46	Carson Whittington	LS	6-1	200	RSO-1Y	El Campo, Texas / El Campo HS / Blinn College
47	Colby Sessums	K/P	6-1	195	RJr-1L	Haslet, Texas / V.R. Eaton HS / Lamar
48	Braeden Howell	DL	6-2	235	RJr-3L	Burnet, Texas / Burnet HS
49	Christian Pavon	K/P	5-10	175	RJr-2L	Willis, Texas / Willis HS
50	Forest Gatlin III	LB	6-1	230	RFr-RS	Mesquite, Texas / Mesquite HS
52	Will Hutchens	OL	6-3	305	RFr-RS	Lindale, Texas / Lindale HS

NUMERICAL

No.	Name	Pos
23	Railyn Adams	DB
2	Ife Adeyi	WR
17	Lonnie Adksim	WR
7	Emon Allen	DB
96	Matthew Aribisala	DL
2	Da'Veawn Armstead	DB
12	Tyler Bailey	DB
8	Jase Bauer	QB
73	MarkKendrick Beall	OL
83	Darrick Bledsoe III	WR
34	Landan Brown	RB
26	S'Maje Burrell	LB
43	Jadon Cardell	K/P
19	Isaiah Cash	DB
71	James Dawn II	OL
79	Kolt Dieterich	OL
9	Jay Ducker	RB
33	Kendrick DuJuor	DL
56	Luke Eckartdt	OL
68	Jeremiah Edmond	OL
91	Andrew Edmonson	DL
24	Elias Escobar	DB
3	Simeon Evans	WR
6	Trey Fields	LB
5	David Fisher	DB
97	Dylan Frazier	DL
65	Easton Fulton	DL
14	Kavian Gaither	LB
89	Fernando Garza III	TE
50	Forest Gatlin III	LB
1	John Gentry	RB
57	Ryan Gilleylen	DL
13	Sylas Gomez	QB
5	Grant Gunnell	QB
57	Ethan Hagler	OL
27	Garret Hagler	RB
13	Ny'Quee Hawkins	DB
44	Briceon Hayes	DL
42	Ca'lub Holloway	OLB
48	Braden Howell	TE
0	Zach Hrbacek	RB
7	Qua'Vez Humphreys	WR
52	Will Hutchens	OL
78	Orion Irving	OL
37	Jacquis Ishmeal Jr.	OLB
8	Sincere Jackson	LB
59	Graceson Jackson-Smith	OL
86	Thomas Jewett	TE
4	Jaylon Jimmerson	DB
28	CJ Johnson	LB
15	Shane Johnson	WR
54	Mich'le Joseph	OL
69	Seth Kohlscheen	OL
70	Rhett Larson	OL
1	Jevon Leon	DL
9	Ysidro Mascorro	LB
93	Seth Mason	DL
75	William McCollum	OL
21	DJ McKinney	RB
38	Mitch Melton	LB
80	Fatu Mukuba	WR
23	Adrian Murdaugh	RB
0	Chris Murray	DL
18	Issiah Nixon	OLB
15	Jalen O'Neal	DB
90	Richard Outland Jr.	DL

No.	Name	Pos	Ht	Wt	Class-Yr	Hometown / High School / Previous School
53	Godgive Ugochukwu	DL	6-3	240	RFr-RS	Corinth, Texas / Lake Dallas HS
54	Mich'le Joseph	OL	6-3	300	So-TR	Galveston, Texas / Ball HS
55	Jaden Phillips	DL	6-2	270	Sr-1L	Clovis, N.M. / Clovis HS / New Mexico
56	Luke Eckardt	OL	6-6	300	Jr-TR	Spring Grove, Ill. / Richmond-Burton HS / Arizona / Colorado / Iowa Western CC
57	Ryan Gilleylen	DL	6-0	235	RSo-TR	Spring, Texas / Grand Oaks HS / Southern Nazarene
57	Ethan Hagler	OL	6-2	305	RSr-3L	Cove, Texas / Barbers Hill HS / Blinn College
59	Graceson Jackson-Smith	OL	6-4	300	RJr-1L	Monroe, La. / Wossman HS / Tyler JC
65	Easton Fulton	OL	6-3	310	RFr-RS	Rosebud, Texas / Rosebud-Lott HS
68	Jeremiah Edmond	OL	6-2	285	So-TR	Fort Myers, Fla. / Evangelical Christian HS / West Virginia Wesleyan
69	Seth Kohlscheen	OL	6-0	310	RSr-2L	Crawford, Texas / Crawford HS
70	Rhett Larson	OL	6-5	300	RSo-1L	College Station, Texas / A&M Consolidated HS / SMU
71	James Dawn II	OL	6-4	315	Jr-2L	New Braunfels, Texas / New Braunfels HS
73	MarKendrick Beall	OL	6-4	330	Sr-1L	Longview, Texas / Tatum HS / Tyler JC
75	William McCollum	OL	6-5	340	Sr-1L	Jackson, Miss. / Forest Hill HS / Davidson
78	Orion Irving	OL	6-6	310	RSo-1L	Houston, Texas / Lamar HS
79	Kolt Dieterich	OL	6-6	310	RFr-RS	Riesel, Texas / Riesel HS
80	Fatu Mukuba	WR	5-10	165	Fr-HS	Austin, Texas / LBJ HS
82	Cooper Stevens	TE	6-3	230	Fr-HS	Cypress, Texas / Cy Fair HS
83	Darrick Bledsoe III	WR	5-9	185	RFr-RS	Arlington, Texas / Lamar HS
84	Kaden Taylor	WR	5-10	175	Fr-TR	Azle, Texas / Northwest Oklahoma / North Texas
86	Thomas Jewett	TE	6-4	245	RSo-1L	Houston, Texas / Strake Jesuit HS
89	Fernando Garza III	TE	6-6	260	RJr-TR	Katy, Texas / Katy HS / Texas A&M
90	Richard Outland Jr.	DL	6-3	290	Sr-3L	Houston, Texas / Alief Taylor HS
91	Andrew Edomson	DL	6-2	265	RSo-1L	The Woodlands, Texas / College Park HS
93	Seth Mason	DL	6-3	295	Gr-1L	Allen, Texas / Allen HS / ULM
94	Josiah Stephens	DL	6-3	260	Fr-HS	Spring, Texas / Willis HS
96	Matthew Aribisala	DL	6-3	295	RJr-2L	Cedar Hill, Texas / Cedar Hill HS / Air Force Prep
97	Dylan Frazier	DL	6-5	275	RSo-TR	Celina, Texas / Celina HS
98	Quardale Patt	DL	6-5	295	Jr-TR	Stafford, Texas / Stafford HS / Trinity Valley CC
99	Quincy Wright	DL	6-2	315	So-TR	Dallas, Texas / Duncanville HS / Oregon State

No.	Name	Pos
98	Quardale Patt	DL
49	Christian Pavon	K/P
55	Jaden Phillips	DL
10	Jaylen Phillips	LB
11	Malik Phillips	WR
4	Michael Phoenix II	WR
20	Chantson Prox	DB
29	KeSean Raven	DB
14	Jyzaiah Rockwell	WR
22	Jaidan Scott	DB
47	Colby Sessums	K/P
12	Austin Smith	TE
6	Noah Smith	WR
19	Elijah Sohn	TE
94	Josiah Stephens	DL
82	Cooper Stevens	TE
41	Zach Stricker	LS
16	Joe Swen	DB
25	Matthew Tatum	WR
84	Kaden Taylor	WR
35	Gannon Tullos	LB
30	Kason Tullos	LB
53	Godgive Ugochukwu	DL
45	Eli Wallace	LB
11	Denver Warren	DL
10	Hunter Watson	QB
3	Caleb Weaver	DB
46	Carson Whittington	LS
31	Quan Williams	DB
21	Dravon Wilson	DB
99	Quincy Wright	DL

pro-nun-C-A-shun GUIDE

NAME
Railyn Adams.....RAY-lin
Ife Adeyi.....E-fay Uh-DAY-yee
Lonnie Adkism.....Ad-kiz-mm
Emon Allen.....E-mahn
Matthew Aribisala.....Uh-REE-bih-sah-luh
Da'Veawn Armstead.....DAY-vee-awn
Kolt Dieterich.....DEE-turr-ick
Kendrick DuJour.....doo-JOOR
Kavian Gaither.....K-V-un GAY-thur
Grant Gunnell.....Gun-ELL
Ny'Quee Hawkins.....Nye-kwee
Briceon Hayes.....Bryson

NAME
Zach Hrbacek.....Her-BAH-check
Qua'Vez Humphreys.....Kwah-vez
Orion Irving.....Like the constellation. Or the Irish pub.
Mich'le Joseph.....MEE-chee
Jevon Leon.....Juh-VAWN LEE-on
Ysidro Mascorro.....Just call him C-doh
Fatu Mukuba.....FAH-too Muh-KOO-buh
Issiah Nixon.....like the prophet Isaiah
KeSean Raven.....Key-SHAWN
Jyzaiah Rockwell.....just call him Jay
Elijah Sohn.....ugly Christmas sweaters are sewn

HIGH SCHOOL / PREVIOUS SCHOOL
Jay Ducker.....Bell-view
Grant Gunnell.....Saint PYE-us the Tenth
Jevon Leon.....A-leef
Chris Murray.....Hershey (like the chocolate)

HOMETOWN
Jase Bauer.....Anne-kenny
James Dawn II.....New Brawn-fuls
Kolt Dieterich.....REE-sul (like Liesl from Sound of Music)
Trey Fields.....Da-sin-jur
Ysidro Mascorro.....Re-FURE-e-oh
Elijah Sohn.....uh-LEE-doh
Hunter Watson/Dylan Frazier.....Suh-LINE-uh

DEPTH CHART

OFFENSE

QB	10	Hunter Watson	6-3	210	RJr	Celina
	8	Jase Bauer	6-2	220	RJr	Ankeny, Iowa
RB	1	John Gentry	5-11	205	RJr	Houston
	9	Jay Ducker	5-10	205	Gr	Omaha, Neb.
or	21	DJ McKinney	5-9	180	RFr	Tulsa, Okla.
TE	19	Elijah Sohn	6-4	250	RSr	Aledo
	89	Fernando Garza III	6-6	260	RJr	Katy
WR	2	Ife Adeyi	5-10	175	RSr	Mansfield
	17	Lonnie Adkism	6-1	195	RFr	Wichita, Kan.
WR	6	Noah Smith	5-11	190	RSr	Houston
	11	Malik Phillips	5-11	175	Sr	Clovis, N.M.
WR	7	Qua'Vez Humphreys	6-3	225	RJr	Junction City, Kan.
	14	Jyzaiah Rockwell	6-3	210	RSo	Gilmer
WR	3	Simeon Evans	6-1	200	RJr	Mansfield
	15	Shane Johnson	6-2	200	RJr	San Antonio
LT	56	Luke Eckardt	6-6	300	Jr	Spring Grove, Ill.
	79	Kolt Dieterich	6-6	310	RFr	Riesel
LG	73	Markendrick Beall	6-4	330	Sr	Longview
	70	Rhett Larson	6-5	295	RSo	College Station
C	57	Ethan Hagler	6-2	305	RSr	Cove
	69	Seth Kohlscheen	6-0	310	RSr	Crawford
RG	71	James Dawn II	6-4	315	Jr	New Braunfels
	75	William McCollum	6-5	340	Jr	Jackson, Miss.
RT	70	Rhett Larson	6-5	300	RSo	College Station
or	78	Orion Irving	6-6	310	RSo	Houston

DEFENSE

DL	0	Chris Murray	6-4	255	RJr	Wichita Falls
	1	Jevon Leon	6-3	260	RSr	Houston
DL	96	Matthew Aribisala	6-3	295	RJr	Cedar Hill
	93	Seth Mason	6-3	295	Gr	Allen
DL	90	Richard Outland Jr.	6-3	290	Sr	Houston
	11	Denver Warren	6-2	300	RJr	Chicago, Ill.
LB	18	Issiah Nixon	6-1	235	Sr	Missouri City
	33	Kendrick DuJour	6-5	225	RSo	Jonesboro, Ga.
or	44	Briceon Hayes	6-3	245	RJr	Huntsville
LB	14	Kavian Gaither	6-0	215	Sr	Waco
	10	Jaylen Phillips	6-2	230	Sr	Katy
LB	6	Trey Fields	6-0	215	RJr	Dacinger
	28	CJ Johnson	6-1	225	RJr	Little Elm
LB	8	Sincere Jackson	6-2	220	RJr	Pacifica, Calif.
	28	CJ Johnson	6-1	225	RJr	Little Elm
DB	5	David Fisher	6-0	185	RJr	Pearland
	20	Chantson Prox	5-11	180	So	Canton
DB	19	Isaiah Cash	6-0	195	Gr	Austin
	22	Jaidan Scott	6-0	185	RSo	Houston
DB	3	Caleb Weaver	5-11	190	RJr	Houston
	24	Elias Escobar	5-11	200	RSr	Hayward, Calif.
DB	4	Jaylon Jimmerson	5-10	200	Gr	Pittsburg
	13	Ny'Quee Hawkins	6-0	195	Gr	Newark, N.J.
DB	2	Da'Veawn Armstead	6-0	185	RJr	Baton Rouge, La.
	7	Emon Allen	5-9	180	RJr	Austin

SPECIAL TEAMS

K	49	Christian Pavon	5-10	175	RJr	Willis
	47	Colby Sessums	6-1	195	RJr	Haslet
P	43	Jadon Cardell	6-0	215	RJr	Cedar Hill
LS	41	Zach Stricker	6-0	200	RJr	Coppell
H	43	Jadon Cardell	6-0	215	RJr	Cedar Hill
KR	11	Malik Phillips	5-11	175	Sr	Clovis, N.M.
	0	Zach Hrbacek	5-9	195	RJr	Troy
PR	7	Emon Allen	5-9	180	RJr	Austin
	6	Noah Smith	5-11	190	RSr	Houston

CAREER 100-YARD GAMES

RECEIVING				
Ife Adeyi (4 games)				
Year	Opponent	Receptions	Yards	TDs
2019	UIW	6	119	1
2019	at Abilene Christian	8	197	2
S2021	at Northwestern State	6	134	1
2021	Eastern Kentucky	7	138	1
Noah Smith (3 games)				
Year	Opponent	Receptions	Yards	TDs
S2021	North Dakota State	10	103	1
2023	at Louisiana Tech	6	115	0
2023	at WKU	10	115	1
Simeon Evans (1 game)				
Year	Opponent	Receptions	Yards	TDs
2023	Middle Tennessee	11	110	0
Malik Phillips (1 game)				
Year	Opponent	Receptions	Yards	TDs
2023	NM State	10	118	0
RUSHING				
Jay Ducker (7 games)				
Year	Opponent	Rushes	Yards	TDs
2021	Bowling Green*	33	210	0
2021	at Central Michigan*	31	183	0
2021	at Kent State*	19	101	2
2021	Ball State*	24	155	1
2021	Western Michigan*	13	104	0
2021	vs Kent State*	29	146	0
2021	vs Coastal Carolina*	24	146	0
*while playing at NIU				
Jase Bauer (3 games)				
Year	Opponent	Rushes	Yards	TDs
2022	Bowling Green*	16	109	0
2022	at NIU*	14	109	2
2023	NIU*	20	106	2
*while playing at Central Michigan				
Zach Hrbacek (3 games)				
Year	Opponent	Rushes	Yards	TDs
2022	A&M-Commerce	19	131	1
2022	Eastern Kentucky	17	111	0
2022	at Tarleton	20	203	2
Noah Smith (1 game)				
Year	Opponent	Rushes	Yards	TDs
2021	Lamar	14	119	1

CAREER 200-YARD GAMES

RECEIVING				
None				
Year	Opponent	Receptions	Yards	TDs
--	--	--	--	--
RUSHING				
Zach Hrbacek (1 game)				
Year	Opponent	Rushes	Yards	TDs
2022	at Tarleton	20	203	2
Jay Ducker (1 game)				
Year	Opponent	Rushes	Yards	TDs
2021	Bowling Green*	33	210	0
*while playing at NIU				

CAREER 300-YARD GAMES

PASSING				
Grant Gunnell (1 game)				
Year	Opponent	Comp/Att	Yards	TDs
2019	UCLA*	29/44	352	1
*while playing at Arizona				

2024 BIG PLAYS (30+ yds)

Yds	Type	Player(s)	Opponent	
67*	Pass	Hunter Watson to Qua'Vez Humphreys	at Rice	
32*	Pass	Hunter Watson to Ife Adeyi	at Rice	
31	Rush	Hunter Watson	at Rice	
30*	INT	David Fisher	at Rice	
* Indicates touchdown scored on play				
PASS	RUSH	INT RET	FUMBLE RET	KICK RETURN
2	1	1	0	0

THE LAST TIME

RUSHING

Had 500+ yards rushing	at Houston Baptist, 2014 (601)
Had 400+ yards rushing	vs Dixie State, 2021 (403)
Had 300+ yards rushing	at Tarleton, 2022 (304)
Had 250+ yards rushing	at Tarleton, 2022 (304)
Had 200+ yards rushing	at Tarleton, 2022 (304)
Had 200+ yards rushing in consecutive games	vs Lamar, 2021 (267)
	vs Jacksonville State, 2021 (228), at Tarleton, 2021 (266), vs Dixie State (403)
Had 70+ rushing attempts	vs Southern Utah, 2015 (72)
Had 60+ rushing attempts	vs A&M-Commerce, 2015 (63)
Had 50+ rushing attempts	at McNeese, 2019 (50)
Had 8+ rushing TD	vs Oklahoma Panhandle, 2019 (8)
Had 7+ rushing TD	vs Oklahoma Panhandle, 2019 (8)
Had 6+ rushing TD	vs Oklahoma Panhandle, 2019 (8)
Had 6+ rushing TD in consecutive games	at Lamar, 2012 (6)
	vs Southeastern Louisiana, 2012 (7)
Had 5+ rushing TD	vs UIW, 2021 (5)
Had 5+ rushing TD in consecutive games	vs McNeese, 2012 (5)
	at Lamar, 2012 (7)
Had 4+ rushing TD	at Louisiana Tech, 2023 (4)
Had 4+ rushing TD in consecutive games	vs Southern Utah, 2015 (4)
	at Central Arkansas, 2015 (4)
Had 3+ rushing TD	at Louisiana Tech 2023 (4)
Had 3+ rushing TD in consecutive games	vs Dixie State, 2021 (5)
	vs Eastern Kentucky, 2021 (3)
Had 2+ players with 100+ yards rushing	vs Oklahoma Panhandle, 2019
	Donovan Williams - 117, Toneil Carter - 106
Had 3+ players with 100+ yards rushing	vs Houston Baptist, 2014
	Donavan Williams - 212, Cory Idlebird - 138, Jalen Overstreet - 130
Had 5+ players score rushing TD	vs Dixie State, 2021
	Ramon Jefferson, Noah Smith, Kyran Jackson, Zach Hrbacek, Weston Stephens (1)
OPPONENT had 2+ players with 100 yards	vs Kennesaw State, 2023
	Michael Benefield - 108, Jonathan Murphy - 100
Had 3+ players with 100+ yards rushing	vs Houston Baptist, 2014
	Donavan Williams - 212, Cory Idlebird - 138, Jalen Overstreet - 130
Had a 200-yard rusher and a 100-yard rusher in a game	vs Houston Baptist, 2014
	Donavan Williams - 212, Cory Idlebird - 138, Jalen Overstreet - 130

PASSING

Had 500+ yards passing	vs UIW, 2019 (531)
Had 400+ yards passing	vs Southeastern Louisiana, Spring 2021 (428)
Had 300+ yards passing	vs FIU, 2023 (306)
Had 200+ yards passing	at Rice, 2024 (229)
Had 60+ pass attempts	at New Mexico (60)
Had 50+ pass attempts	vs Houston Baptist, 2019 (57)
Had 40+ pass attempts	vs Middle Tennessee, 2023 (49)
Had 30+ pass completions	vs Middle Tennessee, 2023 (32)
Had 25+ pass completions	vs Middle Tennessee, 2023 (32)
Had 20+ pass completions	vs Middle Tennessee, 2023 (32)
Had fewer than 15 pass completions	at Houston, 2023 (14)
Had fewer than 10 pass completions	vs Nicholls, 2015 (7)
Had 7+ pass TDs	vs Central Arkansas, 2016 (7)
Had 6+ pass TDs	vs Nicholls, Spring 2021 (6)
Had 5+ pass TDs	at Tarleton, 2021 (5)
Had 4+ pass TDs	at Tarleton, 2021 (5)
Had 3+ pass TDs	vs Kennesaw State, 2023 (3)
Had 4+ passes intercepted	vs Northwestern State, 2019 (4)
Had 3+ passes intercepted	at BYU, 2023 (3)
Had 0 passes intercepted	at Rice, 2024
Had 0 passes intercepted in consecutive games	2021
	vs Eastern Kentucky, vs Abilene Christian, vs UIW

RUSHING

Rushed 30+ times	John Gentry vs Jax State, 2023 (30)
Rushed 25+ times	John Gentry at Jax State, 2023 (30)
Rushed for 250+ yards	Timothy Flanders vs Eastern Washington, 2013 (280)
Rushed for 200+ yards	Zach Hrbacek at Tarleton, 2022 (203)
Rushed for 175+ yards	Zach Hrbacek at Tarleton, 2022 (203)
Rushed for 150+ yards	Zach Hrbacek at Tarleton, 2022 (203)
Rushed for 125+ yards	Zach Hrbacek at Tarleton, 2022 (203)
Rushed for 100+ yards	Zach Hrbacek at Tarleton, 2022 (203)
Rushed for 100+ yards rushing in consecutive games	Ramon Jefferson, 2021
	vs Jacksonville State (110), vs Tarleton (173), 2021
Rushed for 100+ yards rushing in 3 consecutive games	Ramon Jefferson, 2021
	vs Northern Arizona (143), vs Southeast Missouri (153), at Central Arkansas, 2021 (104)
Had a run of 80+ yards	Zach Hrbacek at Tarleton, 2022 (80)
Had a run of 70+ yards	Zach Hrbacek at Tarleton, 2022 (80)
Had a run of 60+ yards	Zach Hrbacek at Tarleton, 2022 (80)
Had a run of 50+ yards	Adrian Murdaugh at Louisiana Tech, 2023 (52)

PASSING

Had 500+ yards passing	Eric Schmid vs UIW, 2019 (531)
Had 450+ yards passing	Eric Schmid vs UIW, 2019 (531)
Had 400+ yards passing	Eric Schmid vs Southeastern Louisiana, Spring 2021 (428)
Had 300+ yards passing	Keegan Shoemaker vs FIU, 2023 (306)
Passed for 250+ yards	Keegan Shoemaker at Louisiana Tech, 2023 (269)
Passed for 200+ yards	Hunter Watson at Rice, 2024 (229)
Attempted 50+ passes	Eric Schmid vs Houston Baptist, 2019 (57)
Attempted 45+ passes	Keegan Shoemaker vs Middle Tennessee, 2023 (48)
Attempted 40+ passes	Keegan Shoemaker vs Middle Tennessee, 2023 (48)
Attempted 35+ passes	Keegan Shoemaker vs Middle Tennessee, 2023 (48)
Attempted 30+ passes	Keegan Shoemaker vs Middle Tennessee, 2023 (48)
Completed 30+ passes	Keegan Shoemaker vs Middle Tennessee, 2023 (31)
Completed 20+ passes	Keegan Shoemaker vs Middle Tennessee, 2023 (31)
Threw 5+ TD passes	Eric Schmid at Tarleton, 2021 (5)
Threw 4+ TD passes	Eric Schmid at Tarleton, 2021 (5)
Threw 3+ TD passes	Keegan Shoemaker vs Kennesaw State, 2023 (3)
Threw 2+ TD passes in consecutive games	Keegan Shoemaker, 2023
	vs Jacksonville State (2), at Liberty (2), at NM State (2), vs FIU (2), UTEP (2), KSU (2)
Threw 3+ interceptions	Keegan Shoemaker at BYU, 2023 (3)
Threw 2+ interceptions	Keegan Shoemaker at BYU, 2023 (3)
Completed a pass for 90+ yards	Brett Hicks vs Northwestern State, 2006 (94)
Completed a pass for 80+ yards	Eric Schmid vs UIW, 2019 (80)
Completed a pass for 70+ yards	Eric Schmid vs Nicholls, Spring 2021 (70)
Completed a pass for 60+ yards	Hunter Watson at Rice, 2024 (67)
Completed a pass for 50+ yards	Hunter Watson at Rice, 2024 (67)

RECEIVING

Caught 10+ passes	Simeon Evans vs Middle Tennessee, 2023 (11)
Caught 9+ passes	Simeon Evans vs Middle Tennessee, 2023 (11)
Caught 8+ passes	Simeon Evans vs Middle Tennessee, 2023 (11)
Caught 7+ passes	Simeon Evans vs Middle Tennessee, 2023 (11)
Had 200+ yards receiving	Nathan Stewart vs Northwestern State, 2017 (247)
Had 175+ yards receiving	Ife Adeyi vs Montana State, 2021 (184)
Had 150+ yards receiving	Ife Adeyi vs Montana State, 2021 (184)
Had 100+ yards receiving in consecutive games	Jequez Ezzard, 2021
	vs Eastern Kentucky (111), at Abilene Christian (106)
Had 100+ yards receiving in 3+ consecutive games	Nathan Stewart, 2019
	vs UIW (187), at McNeese (157), vs Stephen F. Austin (137)
Had 100+ yards receiving in 4+ consecutive games	Nathan Stewart, 2018
	vs Southeastern Louisiana (103), at UIW (157)
	vs Abilene Christian (140), at Houston Baptist (100)
Caught 4+ TD passes	Davion Davis at Northwestern State, 2018 (4)
Caught 3+ TD passes	Ife Adeyi at Tarleton, 2019 (3)
Caught 2+ TD passes	Noah Smith at NM State, 2023 (2)



THE LAST TIME

RECEIVING

Had 2+ players with 100 yards receiving	at Louisiana Tech, 2023
	Noah Smith - 115, Jax Sherrard - 102
Had 3+ players with 100 yards receiving	vs UIW, 2019
	Nathan Stewart - 187, Ife Adeyi - 119, Dee Bowens - 108
Had 10+ different receivers catch a pass	at New Mexico, 2019 (11)
Had 9+ different receivers catch a pass	at Lamar, Spring 2021 (9)
Had 8+ different receivers catch a pass	vs Middle Tennessee, 2023 (8)
Had multiple players catch 7+ passes in a game	at Tarleton, 2021
	Ife Adeyi - 10, Cody Chrest - 9

DEFENSE

Shut out an opponent	vs Nicholls, 2019
Shut out a CUSA opponent	Never
Shut out an opponent at home	vs Nicholls, 2019
Had 6+ takeaways	at Tarleton, 2022 (6)
Had 5+ takeaways	at Tarleton, 2022 (6)
Had 4+ takeaways	at Louisiana Tech, 2023 (4)
Had 3+ takeaways	at Louisiana Tech, 2023 (4)
Had 2+ takeaways	at Rice, 2024 (2)
Forced a safety	at Utah Tech, 2022 (Caleb Weaver)
Had 15+ tackles for loss	vs Monmouth, Spring 2021 (15.0)
Had 10+ tackles for loss	vs Lamar, 2021 (11.0)
Had 7+ sacks	vs Lamar, 2019 (7.0)
Had 6+ sacks	vs Monmouth, Spring 2021 (6.0)
Had 5+ sacks	at Utah Tech, 2022 (5.0)
Had 4+ sacks	vs Middle Tennessee, 2023 (4.0)
Had 3+ sacks	vs Middle Tennessee, 2023 (4.0)
Recorded 10+ tackles for loss in 4 consecutive games	2019
	vs UIW (12.0), at McNeese (10.0), vs Stephen F. Austin (15.0), vs Lamar (19.0)
Recorded 10+ tackles for loss in 3 consecutive games	Spring 2021
	at Lamar (14.0), at Northwestern State (12.0), vs McNeese (13.0)
Recorded 10+ tackles for loss in consecutive games	Spring 2021
	at Lamar (14.0), at Northwestern State (12.0), vs McNeese (13.0)
Had a Pick 6 in consecutive games	2021
	Jaylen Thomas vs Southeast Missouri, Trevor Williams at Northern Arizona

MISCELLANEOUS

Won a game when trailing at the half	vs Middle Tennessee, 2023
	Down 10-9, Won 23-20
Won a game when trailing entering the 4th quarter	vs Kennesaw State, 2023
	Down 21-7, Won 24-21
Lost a game when leading at the half	vs UTEP, 2023
	Up 21-13, Lost 37-34
Lost a game when leading entering the 4th quarter	vs Jax State, 2023
	Up 21-14, Lost 35-28 in ot
Played an overtime game	vs FIU, 2023
	Lost 33-27, 2OT
Scored 40+ in a quarter	vs Oklahoma Panhandle, 2019 (42 pts, 1Q)
Scored 30+ in a quarter	vs Oklahoma Panhandle, 2019 (42 pts, 1Q)
Scored 60+ in a half	vs Oklahoma Panhandle, 2019 (63 pts, 1H)
Scored 50+ in a half	vs Oklahoma Panhandle, 2019 (63 pts, 1H)
Scored 40+ in a half	vs Dixie State, 2021 (45 pts, 1H)
Scored 30+ in a half	vs Dixie State, 2021 (45 pts, 1H)
Had less than 300 yards total offense	vs Middle Tennessee, 2023 (284)
Allowed 5+ sacks	at Rice, 2024 (7)
Did not allow a sack	vs NM State, 2023
Had a scoring drive of 15+ plays	vs Kennesaw State, 2023 (16 plays, end in TD)
Had a scoring drive of 90+ yards	at Eastern Kentucky, 2022 (93 yds, end in TD)

TOTAL OFFENSE

Had 500+ yards total offense	Eric Schmid vs Southeastern Louisiana, Spring 2021 (516)
Had 450+ yards total offense	Eric Schmid vs Southeastern Louisiana, Spring 2021 (516)
Had 400+ yards total offense	Eric Schmid vs Eastern Kentucky, 2021 (434)
Had 350+ yards total offense	Eric Schmid vs Eastern Kentucky, 2021 (434)
Had 300+ yards total offense	Keegan Shoemaker vs Louisiana Tech, 2023 (323)

DEFENSE

Intercepted 3+ passes	Mark Hughes vs McNeese, 2004 (3)
Intercepted 2+ passes	Jaylen Thomas at Central Arkansas, 2021 (2)
Returned an INT for a TD	David Fisher at Rice, 2024 (30 yards)
Returned a fumble for a TD	Tony Williams at Eastern Kentucky, 2022 (0 yards)
Recorded 4+ sacks	PJ Hall vs McNeese, 2016 (4.0)
Recorded 3+ sacks	Markel Perry vs Monmouth, Spring 2021 (3.0)
Recorded 2+ sacks	Kavian Gaither at Utah Tech, 2022 (2.0)
Recorded 5+ tackles for loss	PJ Hall vs McNeese, 2016 (5)
Recorded 3+ tackles for loss	Markel Perry vs Lamar (3.0)
Recorded 20+ tackles	Dedrick Manigo vs Nicholls, 1996 (20)
Recorded 10+ tackles	Kavian Gaither at Louisiana Tech, 2023 (12)
Recorded 10+ tackles in back-to-back games	Da'Marcus Crosby vs UTEP/KSU, 2023
Recorded 10+ tackles in 5+ straight games	Trevor Williams (7 games), 2023

SPECIAL TEAMS

Made 5+ field goals	Mark Klein vs Texas Southern, 1991 (5)
Made 4+ field goals	Seth Morgan at Tarleton, 2022 (4)
Made 3+ field goals	Seth Morgan at Tarleton, 2022 (4)
Made a field goal for 50+ yards	Christian Pavon at Rice, 2024 (52)
Made a field goal for 45+ yards	Christian Pavon at Rice, 2024 (52)
Made a field goal for 40+ yards	Christian Pavon at Rice, 2024 (52)
Made a walk-off FG	Colby Sessums vs Kennesaw State, 2023 (35 yds)
Made a game-winning FG in final min of reg	Colby Sessums vs Kennesaw State, 2023
Kicked a punt of 70+ yards	Matt McRobert vs Houston Baptist, 2019 (74)
Kicked a punt of 60+ yards	Matt McRobert vs Houston Baptist, 2019 (74)
Punted 10+ times	Jadon Cardellit at BYU, 2023 (10)
Totalled 175+ kick return yards	Brandon Closner vs McNeese, 2010 (211)
Totalled 150+ kick return yards	Jaylen Harris vs Central Arkansas, 2017 (169)
Totalled 100+ kick return yards	Jaylen Harris at Northwestern State, 2018 (105)
Totalled 100+ punt return yards	Jequez Ezzard at Lamar, Spring 2021 (100)
Returned a punt for a TD	Jequez Ezzard vs James Madison, Spring 2021 (80)
Returned a kickoff for a TD	Jaylen Harris at Prairie View, 2017 (97)
Blocked a field goal	DaKerric Hobbs vs Kennesaw State, 2023
Returned a blocked field goal for a TD	Jaylen Thomas vs Dixie State, 2021 (64 yards)
Blocked a punt	Donovan Adkins vs Stephen F. Austin, 2022
Blocked an extra point	Chris Stewart vs Houston Baptist, 2017

MISCELLANEOUS

Had a passing, rushing & receiving TD in a game	Ty Brock vs Stephen F. Austin, 2018
Had 100 yads rushing & 100 yards receiving	Kyran Jackson at Northwestern State, 2018
	152 rush, 116 receiving
Made 3+ FG of 40+ yards	Seth Morgan at Eastern Kentucky, 2022
	Made 45, Made 47, Made 45



BEARKAT RECORD WATCH

CAREER RUSHING YARDS

1	Timothy Flanders.....	2010-13	5,664
39	Roger Wiley	1982	1,079
--	Noah Smith.....	2019-Pres	920

CAREER ALL-PURPOSE YARDS

1	Timothy Flanders.....	2010-13	6,293
2	Yedidiah Louis	2014-17	4,735
3	Nathan Stewart	2016-19	4,706

15	Joe Rauls	1998-01	2,925
16	Torrance Williams	2010-13	2,849
17	Joe Vickers	1971-74	2,805
18	Curtis Thomas	1988-91	2,796
19	Jonathon Cooper	1998-01	2,781
20	Noah Smith.....	2019-Pres	2,717
21	Ife Adeyi	2019-Pres	2,597

CAREER RECEIVING YARDS

1	Nathan Stewart	2016-19	4,494
---	----------------------	---------	-------

5	Clay Lowry	1976-79	2,833
6	Jonathon Cooper	1998-01	2,641
7	Jason Mathenia	2002-04	2,106
8	Ife Adeyi	2019-Pres	2,104
9	Jarrold Fuller	2003-04	2,011
10	Cody Chrest.....	2020-22	1,715
11	Torrance Williams	2010-13	1,707
12	Catron Houston.....	2006-08	1,682
13	Kevin Pesak	1994-97	1,682
14	Keith Willis	1984-87	1,667
15	Noah Smith.....	2019-Pres	1,658

CAREER RECEPTIONS

1	Yedidiah Louis	2014-17	294
2	Nathan Stewart	2016-19	227
3	Davion Davis.....	2015-18	226
4	Matt Dominguez	1997-00	211
5	Jonathan Cooper	1998-01	185
6	Noah Smith.....	2019-Pres	172
7	Clay Lowry	1976-79	148
8	Kevin Pesak	1994-97	147
9	Jarrold Fuller	2003-04	146
10	Ife Adeyi	2019-Pres	139

CAREER TD RECEPTIONS

1	Davion Davis.....	2015-18	40
2	Nathan Stewart	2016-19	37
3	Yedidiah Louis	2014-17	29
4	Matt Dominguez	1997-00	27
5	Jonathan Cooper	1998-01	24
6	Clay Lowry	1976-79	21
7	Ife Adeyi	2019-Pres	19
8	Torrance Williams	2010-13	17
9	LaDarius Brown	2014-15	16
	Noah Smith.....	2019-Pres	16

CAREER SACKS

1	PJ Hall.....	2014-17	42
2	Andre Finley	1986-89	37
3	Michael Bankston	1988-91	19
4	Mouf Adebo.....	2013-16	18
	Markel Perry	2017-23	18.0
6	Stan Blinky.....	1975-78	17
	Lish Adams.....	1986-88	17
	Andrew Weaver	2011-13	17
	Jevon Leon	2019-Pres	17.0

CAREER TACKLES FOR LOSS

1	PJ Hall.....	2014-17	102
2	Andre Finley	1986-89	49
	Markel Perry	2017-23	46.0
4	Mouf Adebo.....	2013-16	44
5	Michael Bankston	1988-91	41
6	Reginald Reddick.....	1998-04	36
	Will Henry	2008-11	36
	Trevor Williams.....	2019-23	36
9	Jevon Leon	2019-Pres	35.5

ALL-TIME IN OVERTIME

Overall: 3-9 Home: 2-5 Away 1-4

First full season of OT in NCAA D-I college football: 1996

Nov. 30, 1991	Murfreesboro, Tenn.	
Middle Tennessee 20, Sam Houston 19		1 OT
Score at end of regulation - 13-13		
Started OT on offense		
**1-AA playoffs		
Oct. 11, 1997	Troy, Ala.	
Troy State 13, Sam Houston 10		1 OT
Score at end of regulation - 7-7		
Started OT on offense		
Nov. 19, 2005	San Marcos	
Texas State 26, Sam Houston 23		1 OT
Score at end of regulation - 20-20		
Started OT on offense		
Nov. 1, 2008	Huntsville	
Sam Houston 34, Stephen F. Austin 31		2 OT
Score at end of regulation - 24-24		
Started OT on offense		
Nov. 15, 2008	Huntsville	
Southeastern La. 30, Sam Houston 27		1 OT
Score at end of regulation - 24-24		
Started OT on offense		
Nov. 22, 2008	Huntsville	
Texas State 48, Sam Houston 45		1 OT
Score at end of regulation - 42-42		
Started OT on offense		
Oct. 30, 2010	Natchitoches, La.	
Northwestern State 23, Sam Houston 20		2 OT
Score at end of regulation - 10-10		
Started OT on defense		
Sept. 24, 2011	Albuquerque, N.M.	
Sam Houston 48, New Mexico 45		1 OT
Score at end of regulation - 42-42		
Started OT on defense		
Sept. 29, 2018	Huntsville	
Sam Houston 34, Central Arkansas 31		1 OT
Score at end of regulation - 31-31		
Started OT on defense		
Oct. 12, 2019	Huntsville	
Lamar 20, Sam Houston 17		3 OT
Score at end of regulation - 7-7		
Started OT on defense		
Sept. 28, 2023	Huntsville	
Jacksonville State 35, Sam Houston 28		1 OT
Score at end of regulation - 28-28		
Started OT on defense		
Oct. 18, 2023	Huntsville	
FIU 33, Sam Houston 27		2 OT
Score at end of regulation - 20-20		
Started OT on offense		



FOOTBALL

2024 Football Standings & Results

Contact: Josh Yonis | jyonis@conferenceusa.com | 817-899-6499

2024 STANDINGS

CUSA LEAGUE PLAY						OVERALL					
School (AP/USA)	W-L	Pct.	H	A	PF-PA	W-L	Pct.	H	A	N	PF-PA
Liberty (RV/RV)	0-0	.000	0-0	0-0	0-0	1-0	1.000	1-0	0-0	0-0	41-24
LA Tech	0-0	.000	0-0	0-0	0-0	1-0	1.000	1-0	0-0	0-0	25-17
MTSU	0-0	.000	0-0	0-0	0-0	1-0	1.000	1-0	0-0	0-0	32-25
NM State	0-0	.000	0-0	0-0	0-0	1-0	1.000	1-0	0-0	0-0	23-16
Sam Houston	0-0	.000	0-0	0-0	0-0	1-0	1.000	0-0	1-0	0-0	34-14
FIU	0-0	.000	0-0	0-0	0-0	0-1	.000	0-0	0-1	0-0	7-31
Jax State	0-0	.000	0-0	0-0	0-0	0-1	.000	0-1	0-0	0-0	27-55
Kennesaw State	0-0	.000	0-0	0-0	0-0	0-1	.000	0-0	0-1	0-0	16-28
UTEP	0-0	.000	0-0	0-0	0-0	0-1	.000	0-0	0-1	0-0	7-40
WKU	0-0	.000	0-0	0-0	0-0	0-1	.000	0-0	0-1	0-0	0-63

WEEK 1 RESULTS

THURSDAY, AUGUST 29
Coastal Carolina 55, Jax State 27

SATURDAY, AUGUST 31
[RV] Nebraska 40, UTEP 7
Indiana 31, FIU 7
UTSA 28, Kennesaw State 16
[RV] Liberty 41, Campbell 24
No. 5 Alabama 63, WKU 0
Sam Houston 34, Rice 14
LA Tech 25, Nicholls 17
NM State 23, SEMO 16
MTSU 32, Tennessee Tech 25

UPCOMING GAMES (ALL TIMES CT)

SATURDAY, SEPTEMBER 7
Jax State at Louisville (ESPN+) 2:30 p.m.
MTSU at Ole Miss (SEC Network) 3:15 p.m.
Central Michigan at FIU (ESPN+) 5 p.m.
Sam Houston at UCF (ESPN+) 5:30 p.m.
Louisiana at Kennesaw State (ESPN+) 6 p.m.
Eastern Kentucky at WKU (ESPN+) 6 p.m.
Southern Utah at UTEP (ESPN+) 8 p.m.
Liberty at NM State (ESPN2) 9:15 p.m.

SATURDAY, SEPTEMBER 14
LA Tech at NC State (ACC Network) 11 a.m.
UTEP at Liberty (ESPN+) 5 p.m.
FIU at Florida Atlantic (ESPN+) 5 p.m.
WKU at MTSU (ESPN+) 6 p.m.
Jax State at Eastern Michigan (ESPN+) 6 p.m.
Hawai'i at Sam Houston (ESPN+) 6 p.m.
Kennesaw State at San Jose State (truTV) 6 p.m.
NM State at Fresno State (truTV) 9:30 p.m.

SATURDAY, SEPTEMBER 21
Southern Miss at Jax State 2 p.m.
UTEP at Colorado State (truTV) 4 p.m.
Monmouth at FIU (ESPN+) 5 p.m.
East Carolina at Liberty 5 p.m.
NM State at Sam Houston 6 p.m.
Tulsa at LA Tech 6 p.m.
Duke at MTSU 6 p.m.
Toledo at WKU 6 p.m.

Conference games in bold.
All times are listed in CT
All dates are subject to change based upon television selections.

WEEK 1 AT A GLANCE

SAM HOUSTON FRIES RICE AT HOME
The Bearkats (1-0) scored twice in a 50 second span during the first quarter and built a 17-0 lead in the opening stanza en route to an upset of the Owls (0-1), the program's first win over Rice since 1939. Following a 67-yard dart from **Hunter Watson** to **Qua'Vez Humphries**, junior cornerback **David Fisher** intercepted a pass on the ensuing drive and took it to the house. Watson finished the evening 16-27 through the air for 229 yards and two scores while leading the team with 57 yards rushing. Sam Houston's defense limited Rice to just 274 total yards and forced a pair of interceptions.

LIBERTY POUND GROUND IN VICTORY
It was business as usual for the defending FBS leader in rushing yards per game as the Flames (1-0) racked up 279 yards on the ground while averaging 5.6 yards per carry, extending Liberty's regular-season win streak to 13 games. Senior running back **Quinton Cooley** ran for 110 yards on 16 carries for a score, and fellow senior **Billy Lucas** racked up 78 yards on 17 carries with a touchdown. Reigning CUSA MVP **Kaidon Salter** completed 16-23 passes for 242 yards and two scores while carrying the ball nine times for 48 yards. The Flames tallied 12 "big plays" (run over 10 yards or completion over 15 yards), including a 70-yard touchdown reception from Salter to **Treon Sibley**.

LA TECH ENTERS WIN COLUMN
The Bulldogs (1-0) got the 2024 campaign off on the right foot after fending off in-state foe Nicholls. After starting quarterback Jack Turner went down with an injury, freshman **Blake Barker** stepped in and threw for 204 yards and a touchdown. Junior linebacker **Kolbe Fields**, an LSU transfer who sat out the 2023 season, was as good as advertised with 12 tackles, 3.0 TFL and 1.5 sacks. The Bulldog defense held the Colonels (0-1) to 200 total yards and excelled at getting Nicholls off the field on third down with just three conversions on 16 attempts.

AGGIES OPEN SANCHEZ ERA VICTORIOUSLY
NM State (1-0) won its season opener for the first time since 2014 and opened the Tony Sanchez era in the win column following a come-from-behind win. Junior running back **Seth McGowan** carried the ball 11 times for 87 yards and two touchdowns - including the game-winning score with 1:57 remaining. On the Redhawks' (1-1) ensuing drive, freshman safety **Tayden Barnes** came up with the game-sealing interception to cap an impressive debut, along with nine tackles and 1.5 TFL.

MTSU SURVIVES IN DEREK MASON'S OPENER
Senior running back **Frank Peasant** dove into the end-zone for the game-winning score - his second of the game - with 16 ticks remaining to deliver a win in Derek Mason's Blue Raider debut. After the Golden Eagles (0-1) went ahead with a minute to play, MTSU (1-0) drove 75 yards in 44 seconds with **Nicholas Vattiatto** connecting with **Omari Kelly** on two catches for 40 yards, including a key conversion on fourth-and-five.

KENNESAW STATE IMPRESSES IN FBS DEBUT
After falling behind 21-3 in its first game at the FBS level, the Owls (0-1) scored 13 unanswered points to pull within one possession. However, a late score by the Roadrunners (1-0) sealed the loss. Sophomore quarterback **Davis Bryson** completed 14-28 passes for 202 yards and a touchdown - a 25-yard strike to to sophomore tight end **Carson Kent** to make it a 21-16 game early in the finale frame. Defensively for KSU, junior linebacker **Baron Hopson** tallied a game-high 13 tackles, and sophomore linebacker **Donelius Johnson** recorded 2.5 TFL and a pair of sacks.





THE KEELER FILE

■ CAREER RECORD (31st season): 263-109-1 (.705)

Record at Sam Houston (11th season): 89-36 (.709)
Bowl Record: 0-0 (.000)
Hometown: Emmaus, Pa.
Alma Mater: Delaware (1981)

KEELER NEED TO KNOWS

- Only coach in FCS history to win a national title at multiple schools (SHSU, Delaware)
- 5th fastest and 9th youngest coach in college football history with 250 career wins
- 25 total FCS playoff wins is the most all-time
- 171 FCS wins ranks No. 10 all-time
- Named among the Top 150 coaches in college football history by ESPN in December 2019
- Won 39 of first 50 games at SHSU, the best record thru 50 games in SHSU history
- 1 of 5 coaches in SHSU history with at least 50 victories
- Only football coach to take 3 different programs to an NCAA Final Four
- Won 46, Lost 14 in NCAA postseason playoff games (25-7 in FCS playoffs)
- 46 total NCAA playoff wins is second all-time only behind Larry Kehres (77 - Mount Union)

K.C. KEELER HEAD COACH

BY THE NUMBERS

263 career wins ranks 24th all-time among head coaches (all divisions)

46 postseason wins

1 of 5 active coaches in college football with 250 career wins;

1 of 3 active coaches in FBS with 250 career wins

9 appearances in national championship games (most among active coaches)

9 NFL Draft picks

16 seasons with 10+ wins

KEELER'S COACHING HONORS

- 2021 WAC Coach of the Year

2021 Southland Conference Coach of the Year

2016 Eddie Robinson National Coach of the Year
Southland Conference Coach of the Year

2010 AFCA National Coach of the Year
Liberty Mutual Coach of the Year
Field Turf Coach of the Year

2010 Maxwell Club Tri-State Coach of the Year

2007 All-American Football Foundation
Johnny Vaught Coach Award
Maxwell Club Tri-State Coach of the Year

2003 Frank Leahy Coach of the Year Award
Maxwell Club Tri-State Coach of the Year

2001 Eddie Robinson Coach of the Year Finalist
NJAC Coach of the Year
Gloucester County Hall of Fame

2000 NJAC Coach of the Year

1995 NJAC Coach of the Year

1993 Division III Coach of the Year
- NCAA FCS National Champions**
2003, 2020

NCAA FCS National Finalists
2003, 2007, 2010, 2020

FCS Playoff Appearances
2003, 2004, 2007, 2010, 2014, 2015, 2016, 2017, 2020, 2021

Division III National Finalists
1993, 1995, 1996, 1998, 1999

Division III Playoffs
1993, 1995, 1996, 1997, 1998, 1999, 2001

WINS AMONG ACTIVE FBS HEAD COACHES (entering 2024)

NAME	Year	Wins	Losses	Ties	Schools
1. Brian Kelly	35	283	103	2	LSU, Notre Dame, Cincinnati, Central Michigan, Grand Valley
2. Mack Brown	36	283	149	1	North Carolina, Texas, Tulane, Appalachian State
3. K.C. Keeler	31	263	109	1	Sam Houston, Delaware, Rowan
4. Kirk Ferentz	30	209	140	0	Iowa, Maine
5. Willie Fritz	28	208	117	0	Houston, Tulane, Georgia Southern, Sam Houston, Central Missouri

KEELER YEAR-BY-YEAR

Year	School	W-L	Conference	Finish	League	Postseason
1993	Rowan	11-2		1st	New Jersey Athletic Conference	Div. III Championship Game
1994	Rowan	6-3				
1995	Rowan	10-3-1		1st	New Jersey Athletic Conference	Div. III Championship Game
1996	Rowan	10-3				Div. III Championship Game
1997	Rowan	11-1		1st	New Jersey Athletic Conference	Div. III Semifinals
1998	Rowan	10-3				Div. III Championship Game
1999	Rowan	12-2	4-1	2nd	New Jersey Athletic Conference	Div. III Championship Game
2000	Rowan	7-2	5-1	2nd	New Jersey Athletic Conference	
2001	Rowan	11-2	5-1	1st	New Jersey Athletic Conference	Div. III Semifinals
2002	Delaware	6-6	4-5	6th	Atlantic 10	
2003	Delaware	15-1	8-1	1st	Atlantic 10	FCS National Champions
2004	Delaware	9-4	7-1	1st	Atlantic 10	FCS Quarterfinals
2005	Delaware	6-5	3-5	3rd	Atlantic 10	
2006	Delaware	5-6	4-5	4th	Atlantic 10	
2007	Delaware	11-4	5-3	3rd	Colonial Athletic Association	FCS Championship Game
2008	Delaware	4-8	2-6	5th	Colonial Athletic Association	
2009	Delaware	6-5	4-4	4th	Colonial Athletic Association	
2010	Delaware	12-3	6-2	1st	Colonial Athletic Association	FCS Championship Game
2011	Delaware	7-4	5-3	5th	Colonial Athletic Association	
2012	Delaware	5-6	2-6	8th	Colonial Athletic Association	
2013	DID NOT COACH					
2014	Sam Houston	11-5	7-1	1st	Southland Conference	FCS Semifinals
2015	Sam Houston	11-4	7-2	2nd	Southland Conference	FCS Semifinals
2016	Sam Houston	12-1	9-0	1st	Southland Conference	FCS Quarterfinals
2017	Sam Houston	12-2	8-1	2nd	Southland Conference	FCS Semifinals
2018	Sam Houston	6-5	5-4	4th	Southland Conference	
2019	Sam Houston	7-5	6-3	3rd	Southland Conference	
2020	Sam Houston	10-0	6-0	1st	Southland Conference	FCS National Champions
2021	Sam Houston	11-1	5-0		Western Athletic Conference	FCS Quarterfinals
2022	Sam Houston	5-4	None		None (FBS transition)	
2023*	Sam Houston	3-9	2-6		Conference USA	
2024	Sam Houston	1-0	0-0			
Totals	OVERALL	263-109-1	115-61			
	at Sam Houston (11 seasons)	89-36	55-17			
	at Delaware (11 seasons)	86-52	50-41			
	at Rowan (9 seasons)	88-21-1	14-3			

KATS AT A GLANCE

HEAD COACH KC KEELER	
Hometown:	Emmaus, Pa.
Alma Mater:	Delaware, 1981
Career Record:	263-109-1 (.704)
Record at Sam Houston:	89-36 (.709)
CUSA Record at Sam Houston:	2-6 (.250)
Bowl Record:	0-0 (.000)

ASSISTANT COACHES

John Johnson (RB)	Associate Head Coach
Brad Cornelsen (QB)	Offensive Coordinator
Syler Cassity	Defensive Coordinator
Mike Bangston (OL)	
Chris Buckner (WR)	Passing Game Coordinator
Ike Egaue (DL)	
Reggie Johnson (LB)	
Matt Merkens (TE)	
Greg Richmond (DE)	
Julian Wilson (DB)	
Zach Milliet	Special Teams Analyst
Clayton Barnes	General Manager for Football

FOOTBALL STAFF

Kevin Schadt	Strength & Conditioning
Tristin Connolly	Athletic Trainer
Kendall McDade	Recruiting Operations
Mike Reed	Academic Coordinator
Adonis Hentz	Equipment Coordinator
Ethan Beisner	Operations
Clay Holzborn	Video Coordinator

TEAM INFORMATION

2023 Overall Record:	3-9
2023 CUSA Record:	2-6
2023 Bowl:	Ineligible due to FBS transition
Starters Returning/Lost:	14/11
Offensive Starters Returning/Lost:	7/4
Defesnive Starters Returning/Lost:	4/7
Special Teams Starters Returning/Lost:	3/0
Lettermen Returning/Lost:	51/32

TEAM HISTORY

First Year of Football:	1912
All-Time Record (Years):	568-486-35
CUSA Record (Years):	2-6 (1)
CUSA Championships:	None
All-Time Bowl Record:	0-0

BEARKAT ASSISTANT COACHES












IN THE BOX

 BRAD CORNELSEN OFFENSIVE COORDINATOR QUARTERBACKS ---- Missouri Southern, 2000	 MATT MERKENS ASSISTANT COACH TIGHT ENDS ---- Sam Houston, 2015	 REGGIE JOHNSON ASSISTANT COACH LINEBACKERS ---- Louisville, 1996
---	---	---

ON THE FIELD

 SKYLER CASSITY DEFENSIVE COORDINATOR ---- Auburn, 2016	 JOHN JOHNSON Associate Head Coach Running Backs ---- Oklahoma State, 2008	 MIKE BANGSTON ASSISTANT COACH OFFENSIVE LINE ---- Iowa State, 2007	 IKE EGUAЕ ASSISTANT COACH DEFENSIVE LINE ---- Pittsburg State, 2007
 GREG RICHMOND ASSISTANT COACH DEFENSIVE ENDS ---- Oklahoma State, 2003	 JULIAN WILSON ASSISTANT COACH DEFENSIVE BACKS ---- Oklahoma, 2014	 ZACH MILLIET SPECIAL TEAMS ANALYST ---- Sam Houston, 2017	 CLAYTON BARNES GENERAL MANAGER ---- Texas A&M, 2015

SUPPORT STAFF

 KEVIN SCHAT STRENGTH & CONDITIONING ---- DELAWARE, 2007	 TRISTIN CONNOLLY FB HEAD ATHLETIC TRAINER ---- FRESNO STATE, 2013	 KENDALL McDADE RECRUITING OPERATIONS ---- EAST CAROLINA, 2023
 MIKE REED ACADEMIC COORDINATOR ---- Sam Houston, 2018	 ADONIS HENTZ EQUIPMENT COORDINATOR ---- COASTAL CAROLINA, 2015	 ETHAN BEISNER OPERATIONS
 CLAY HOLZBORN VIDEO COORDINATOR	 ANDREW HACKER STRENGTH & CONDITIONING ---- UTAH VALLEY, 2022	 CAMERON HANDLEY ATHLETIC TRAINER
 ERIC AGBAROJI DEFENSIVE RECRUITING ASST	 CHARLES CRAWFORD III OFFENSIVE RECRUITING ASST	

▶ GAME 1

Sam Houston (1-0)34

Rice (0-1).....14



August 31, 2024 | Houston
Rice Stadium | Time: 3:26 | Attendance: 17,298
TV: ESPN+

INDIVIDUAL STATS

SAM HOUSTON

RUSHING	Att.	Gain	Lost	Net	TD	Long	Avg.
Hunter Watson	14	86	29	57	0	31	4.1
John Gentry	14	57	1	56	1	16	4.0
DJ McKinney	6	31	0	31	0	15	5.2
Jay Ducker	7	20	0	20	0	11	2.9
Ife Adeyi	1	9	0	9	0	9	9.0
Noah Smith	1	6	0	6	0	6	6.0
Malik Phillips	1	4	0	4	0	4	4.0
TEAM	1	0	2	-2	0	0	-2.0
Lonnie Adkissm	1	0	3	-3	0	0	-3.0

PASSING	Comp.	Att.	Yds	TD	INT	Long	Sack
Hunter Watson	16	27	229	2	0	67	7

RECEIVING	No.	Yds	TD	Long
Ife Adeyi	5	63	1	32
Qua'Vez Humphreys	3	97	1	67
Elijah Sohn	2	24	0	21
Simeon Evans	2	16	0	13
Noah Smith	2	11	0	9
Jay Ducker	1	14	0	14
John Gentry	1	8	0	8

PUNTING	No.	Yds	Avg.	Long	I20	TB
Jadon Cardell	5	202	40.4	47	2	0

FIELD GOALS	Made	Att.	Long	Kicks
Christian Pavon	2	3	52	Made 52, Made 26, Missed 28

RICE

RUSHING	Att.	Gain	Lost	Net	TD	Long	Avg.
Dean Connors	12	55	3	52	1	15	4.3
Christian Francisco	1	5	0	5	0	5	5.0
Taji Atkins	2	4	0	4	0	3	2.0
EJ Warner	3	1	15	-14	0	1	-4.7

PASSING	Comp.	Att.	Yds	TD	INT	Long	Sack
EJ Warner	27	44	227	1	1	28	2

RECEIVING	No.	Yds	TD	Long
Dean Connors	9	30	0	11
Matt Sykes	6	74	0	28
Boden Groen	5	43	0	14
Kobie Campbell	4	53	1	22
Braylen Walker	2	25	0	26
Tyson Thompson	1	2	0	2

PUNTING	No.	Yds	Avg.	Long	I20	TB
Alex Baccheta	7	293	41.9	50	0	0

FIELD GOALS	Made	Att.	Long	Kicks
Tim Horn	0	1	--	Missed 37



GAMEDAY VISUAL
The Kats had a pair of explosive touchdowns within a span of 50 seconds in the first quarter to grab early momentum they never let go of. The second score came from cornerback **David Fisher**, who picked off Rice quarterback EJ Warner and raced 30 yards the other way for his first career pick-six.

SCORING SUMMARY

	1st	2nd	3rd	4th	Final
Sam Houston	17	7	10	0	34
Rice	0	7	7	0	14

Qtr.

Time

SHSU

1

9:42

SHSU

1

8:52

SHSU

1

3:37

RICE

2

11:17

SHSU

2

1:53

SHSU

3

10:17

RICE

3

7:31

SHSU

3

3:38

Scoring Play

Humphreys 67-yard pass from Watson (Pavon kick)

Fisher 30-yard INT return (Pavon kick)

Pavon 52-yard field goal

Campbell 22-yard pass from Warner (Horn kick)

Adeyi 32-yard pass from Watson (Pavon kick)

Gentry 1-yard rush (Pavon kick)

Connors 15-yard rush (Horn kick)

Pavon 26-yard field goal

TEAM STATS

	SAM HOUSTON	RICE
FIRST DOWNS	20	14
RUSHES-YARDS (NET)	46-178	18-47
PASSING YDS (NET)	229	227
Comp-Passes Att-Int	16-27-0	27-44-1
TOTAL OFFENSE PLAYS-YDS	73-407	62-274
Fumble Returns-Yds	0-0	0-0
Punt Returns-Yds	2-2	4-30
Kickoff Returns-Yds	1-23	3-73
Interception Returns-Yds	2-38	0-0
Punts (Number-Avg)	5-40.4	7-41.9
Fumbles-Lost	1-0	1-0
Penalties-Yds	2-20	6-44
Possession Time	33:14	26:46
Third-Down Conversions	6 of 16	5 of 15
Fourth-Down Conversions	1 of 1	0 of 1
Red-Zone Scores-Chances	2-3	1-2
Sacks By: Number-Yds	2-15	7-29



**2024-25 Sam Houston Football
Overall Team Statistics
All games**

Page 1/2
as of Sep 01, 2024

Team Statistics

	SHSU	OPP
Scoring	34	14
Points per game	34.0	14.0
Points Off Turnovers	7	0
First Downs	20	14
Rushing	9	3
Passing	9	11
Penalty	2	0
Rushing Yardage	178	47
Yards gained rushing	213	65
Yards lost rushing	35	18
Rushing attempts	46	18
Average per rush	3.9	2.6
Average per game	178.0	47.0
TDs Rushing	1	1
Passing Yardage	229	227
Comp-Att-Int	16-27-0	27-44-2
Average per pass	8.5	5.2
Average per catch	14.3	8.4
Average per game	229.0	227.0
TDs Passing	2	1
Total offense	407	274
Total plays	73	62
Average per play	5.6	4.4
Average per game	407.0	274.0
Kick returns: #-Yards	1-23	3-73
Punt returns: #-Yards	2-2	4-30
Int returns: #-Yards	2-38	0-0
Kick return average	23.0	24.3
Punt return average	1.0	7.5
Int return average	19.0	0.0
Fumbles-Lost	1-0	1-0
Penalties-Yards	2-20	6-44
Average per game	20.0	44.0
Punts-Yards	5-202	7-293
Average per punt	40.4	41.9
Net punt average	34.4	41.6
Kickoffs-Yards	7-416	3-194
Average per kick	59.4	64.7
Net kick average	35.4	40.3
Time of possession / game	35:20	24:40
3rd-down conversion	6/16	5/15
3rd-down pct	38%	33%
4rd-down conversion	1/1	0/1



	SHSU	OPP
4rd-down pct	100%	0%
Sacks by-Yards	2-15	7-29
Misc Yards	0	0
Touchdowns scored	4	2
Field goals - attempts	2-3	0-1
On-Side kicks	0-0	0-0
Red-zone scores	(2-3) 67%	(1-2) 50%
Red-zone touchdowns	(1-3) 33%	(1-2) 50%
PAT-attempts	(4-4) 100%	(2-2) 100%
2-point conversion-attempts	(0-0) 0%	(0-0) 0%
Attendance	0	17298
Games / Avg per game	0/0	1/17298
Neutral site games	-	0/0

Score by Periods

Team	1st	2nd	3rd	4th	OT	TOT
Sam Houston	17	7	10	0	0	34
Opponents	0	7	7	0	0	14



2024-25 Sam Houston Football

Combined Team Statistics

All games

Team Results

Date	Opponent		Score	Att.
08/31/2024	at Rice	W	34-14	17298

Rushing

Player	gp	att	gain	loss	net	avg	td	lg	avg/g
Hunter Watson	1	14	86	29	57	4.1	0	31	57.0
John Gentry	1	14	57	1	56	4.0	1	16	56.0
DJ McKinney	1	6	31	0	31	5.2	0	15	31.0
Jay Ducker	1	7	20	0	20	2.9	0	11	20.0
Ife Adeyi	1	1	9	0	9	9.0	0	9	9.0
Noah Smith	1	1	6	0	6	6.0	0	6	6.0
Malik Phillips	1	1	4	0	4	4.0	0	4	4.0
Lonnie Adksim	1	1	0	3	-3	-3.0	0	0	-3.0
Team	1	1	0	2	-2	-2.0	0	0	-2.0
Total	1	46	213	35	178	3.9	1	31	178.0
Opponents	1	18	65	18	47	2.6	1	15	47.0

Passing

Player	gp	effic	comp-att-int	pct	yds	td	lg	avg/g
Hunter Watson	1	154.9	16-27-0	59.3	229	2	67	229.0
Total	1	154.9	16-27-0	59.3	229	2	67	229.0
Opponents	1	103.1	27-44-2	61.4	227	1	28	227.0

Receiving

Player	gp	no.	yds	avg	td	lg	avg/g
Ife Adeyi	1	5	63	12.6	1	32	63.0
Qua'Vez Humphreys	1	3	93	31.0	1	67	93.0
Noah Smith	1	2	11	5.5	0	9	11.0
Simeon Evans	1	2	16	8.0	0	13	16.0
Elijah Sohn	1	2	24	12.0	0	21	24.0
John Gentry	1	1	8	8.0	0	8	8.0
Jay Ducker	1	1	14	14.0	0	14	14.0
Total	1	16	229	14.3	2	67	229.0
Opponents	1	27	227	8.4	1	28	227.0

Game Records

Record	Overall	Home	Away	Neutral
ALL GAMES	1-0	0-0	1-0	0-0
CONFERENCE	0-0	0-0	0-0	0-0
NON-CONFERENCE	1-0	0-0	1-0	0-0

Team Statistics

	SHSU	OPP
First Downs	20	14
Rushing	9	3
Passing	9	11
Penalty	2	0
Rushing Yardage	178	47
Rushing attempts	46	18
Average per rush	3.9	2.6
Average per game	178.0	47.0
TDs Rushing	1	1
Passing Yardage	229	227
Comp-Att-Int	16-27-0	27-44-2
Average per pass	8.5	5.2
Average per catch	14.3	8.4
Average per game	229.0	227.0
TDs Passing	2	1
Total offense	407	274
Average per play	5.6	4.4
Average per game	407.0	274.0
Kick returns: #-Yards	1-23	3-73
Punt returns: #-Yards	2-2	4-30
Int returns: #-Yards	2-38	0-0
Fumbles-Lost	1-0	1-0
Penalties-Yards	2-20	6-44
Punts-Avg	5-40.4	7-41.9
Time of possession / game	35:20	24:40
3rd-down conversion	6/16	5/15
4rd-down conversion	1/1	0/1
PAT-attempts	(4-4) 100%	(2-2) 100%
2-point conversion-attempts	(0-0) 0%	(0-0) 0%

Interceptions

Player	no.	yds	avg	td	lg
David Fisher	1	30	30.0	1	30
Jaidan Scott	1	8	8.0	0	8
Total	2	38	19.0	1	30
Opponents	0	0	0.0	0	0

Field Goals

Player	fg	pct.	01-19	20-29	30-39	40-49	50-99	lg	blk
Christian Pavon	2-3	66.7	0-0	1-2	0-0	0-0	1-1	52	0
Opponents	0-1	0.0	0-0	0-0	0-1	0-0	0-0	0	0

Scoring

Player	td fg		PAT					d xp saf pts		
			kick	rush	rcv	pass				
Christian Pavon	-	2-3	4-4	-	-	-	-	-	-	10
Ife Adeyi	1	-	-	-	-	-	-	-	-	6
John Gentry	1	-	-	-	-	-	-	-	-	6
David Fisher	1	-	-	-	-	-	-	-	-	6
Qua'Vez Humphreys	1	-	-	-	-	-	-	-	-	6
Total	4	2-3	4-4	0	0	0	0	0	0	34
Opponents	2	0-1	2-2	0	0	0	0	0	0	14

Score by Periods

Team	1st	2nd	3rd	4th	OT	TOT
Sam Houston	17	7	10	0	0	34
Opponents	0	7	7	0	0	14

Punting

Player	no.	yds	avg	lg	tb	fc	i20	50+	blk
Jadon Cardell	5	202	40.4	47	0	1	2	0	0
Total	5	202	40.4	47	0	1	2	0	0
Opponents	7	293	41.9	50	0	4	0	1	0

Punt Returns

Player	no.	yds	avg	td	lg
Emon Allen	2	2	1.0	0	2
Total	2	2	1.0	0	2
Opponents	4	30	7.5	0	20

Kick Returns

Player	no.	yds	avg	td	lg
Malik Phillips	1	23	23.0	0	23
Total	1	23	23.0	0	23
Opponents	3	73	24.3	0	32

All Purpose

Player	g	rush	rcv	pr	kr	ir	total	avg/g
Qua'Vez Humphreys	1	0	93	0	0	0	93	93.0
Ife Adeyi	1	9	63	0	0	0	72	72.0
John Gentry	1	56	8	0	0	0	64	64.0
Hunter Watson	1	57	0	0	0	0	57	57.0
Jay Ducker	1	20	14	0	0	0	34	34.0
DJ McKinney	1	31	0	0	0	0	31	31.0
David Fisher	1	0	0	0	0	30	30	30.0
Malik Phillips	1	4	0	0	23	0	27	27.0
Elijah Sohn	1	0	24	0	0	0	24	24.0
Noah Smith	1	6	11	0	0	0	17	17.0
Simeon Evans	1	0	16	0	0	0	16	16.0
Jaidan Scott	1	0	0	0	0	8	8	8.0
Emon Allen	1	0	0	2	0	0	2	2.0
Lonnie Adksim	1	-3	0	0	0	0	-3	-3.0
Total	1	178	229	2	23	38	470	470.0
Opponents	1	47	227	30	73	0	377	377.0

Total Offense

Player	g	plays	rush	pass	total	avg/g
Hunter Watson	1	41	57	229	286	286.0
John Gentry	1	14	56	0	56	56.0
DJ McKinney	1	6	31	0	31	31.0
Jay Ducker	1	7	20	0	20	20.0
Ife Adeyi	1	1	9	0	9	9.0
Noah Smith	1	1	6	0	6	6.0
Malik Phillips	1	1	4	0	4	4.0
Lonnie Adksim	1	1	-3	0	-3	-3.0
Total	1	73	178	229	407	407.0
Opponents	1	62	47	227	274	274.0

Team Defense

			Tackles				Sacks	Pass defense			Fumbles	blkd		
##	Player	gp	ua	a	tot	tfl/yds	no-yds	int-yds	brup	qbh	fr-yds	ff	kick	saf
3	Caleb Weaver	1	7	3	10
6	Trey Fields	1	4	2	6	2-4
14	Kavian Gaither	1	5	.	5	1-2
2	Da'Veawn Armstead	1	4	1	5	.	.	.	1
19	Isaiah Cash	1	4	.	4
5	David Fisher	1	4	.	4	1-1	.	1-30	1
4	Jaylon Jimmerson	1	2	1	3	1-8	1-8
96	Matthew Aribisala	1	2	1	3	1-7	1-7
22	Jaidan Scott	1	2	.	2	.	.	1-8
8	Sincere Jackson	1	2	.	2
9	Ysidro Mascorro	1	2	.	2
90	Richard Outland	1	.	1	1	1
18	Issiah Nixon	1	1	.	1
1	John Gentry	1	1	.	1
0	Chris Murray	1	1	.	1
24	Elias Escobar	1	1	.	1	1
98	Quardale Patt	1	1	.	1	1-5
1	Jevon Leon	1	2
Totals		1	43	10	53	7-27	2-15	2-38	2	4	0-0	0	0	0
Opponents		1	50	22	72	10-34	7-29	0-0	3	4	0-0	1	0	0



2024-25 Sam Houston Football
Individual Statistics
All games

Rushing

Player	gp	att	gain	loss	net	avg	td	lg	avg/g
Hunter Watson	1	14	86	29	57	4.1	0	31	57.0
John Gentry	1	14	57	1	56	4.0	1	16	56.0
DJ McKinney	1	6	31	0	31	5.2	0	15	31.0
Jay Ducker	1	7	20	0	20	2.9	0	11	20.0
Ife Adeyi	1	1	9	0	9	9.0	0	9	9.0
Noah Smith	1	1	6	0	6	6.0	0	6	6.0
Malik Phillips	1	1	4	0	4	4.0	0	4	4.0
Lonnie Adksim	1	1	0	3	-3	-3.0	0	0	-3.0
Team	1	1	0	2	-2	-2.0	0	0	-2.0
Total	1	46	213	35	178	3.9	1	31	178.0
Opponents	1	18	65	18	47	2.6	1	15	47.0

Passing

Player	gp	effic	comp-att-int	pct	yds	td	lg	avg/g
Hunter Watson	1	154.9	16-27-0	59.3	229	2	67	229.0
Total	1	154.9	16-27-0	59.3	229	2	67	229.0
Opponents	1	103.1	27-44-2	61.4	227	1	28	227.0

Receiving

Player	gp	no.	yds	avg	td	lg	avg/g
Ife Adeyi	1	5	63	12.6	1	32	63.0
Qua'Vez Humphreys	1	3	93	31.0	1	67	93.0
Noah Smith	1	2	11	5.5	0	9	11.0
Simeon Evans	1	2	16	8.0	0	13	16.0
Elijah Sohn	1	2	24	12.0	0	21	24.0
John Gentry	1	1	8	8.0	0	8	8.0
Jay Ducker	1	1	14	14.0	0	14	14.0
Total	1	16	229	14.3	2	67	229.0
Opponents	1	27	227	8.4	1	28	227.0

Punt Returns

Player	no.	yds	avg	td	lg
Emon Allen	2	2	1.0	0	2
Total	2	2	1.0	0	2
Opponents	4	30	7.5	0	20

Interceptions

Player	no.	yds	avg	td	lg
David Fisher	1	30	30.0	1	30
Jaidan Scott	1	8	8.0	0	8
Total	2	38	19.0	1	30
Opponents	0	0	0.0	0	0

Kick Returns

Player	no.	yds	avg	td	lg
Malik Phillips	1	23	23.0	0	23
Total	1	23	23.0	0	23
Opponents	3	73	24.3	0	32

Fumble Returns

Player	no.	yds	avg	td	lg
Total	0	0	0.0	0	0
Opponents	0	0	0.0	0	0



2024-25 Sam Houston Football
Individual Statistics
All games

Scoring

Player			PAT						
	td	fg	kick	rush	rcv	pass	dxp	saf	pts
Christian Pavon	-	2-3	4-4	-	-	-	-	-	10
Ife Adeyi	1	-	-	-	-	-	-	-	6
John Gentry	1	-	-	-	-	-	-	-	6
David Fisher	1	-	-	-	-	-	-	-	6
Qua'Vez Humphreys	1	-	-	-	-	-	-	-	6
Total	4	2-3	4-4	0	0	0	0	0	34
Opponents	2	0-1	2-2	0	0	0	0	0	14

Field Goals

Player	fg	pct.	01-19	20-29	30-39	40-49	50-99	lg	blk
Christian Pavon	2-3	66.7	0-0	1-2	0-0	0-0	1-1	52	0
Opponents	0-1	0.0	0-0	0-0	0-1	0-0	0-0	0	0

FG Sequence

Team Name	Sam Houston	Opponents
Rice	(52),(26),28	37

Numbers in (parentheses) indicate field goal was made

Total Offense

Player	g	plays	rush	pass	total	avg/g
Hunter Watson	1	41	57	229	286	286.0
John Gentry	1	14	56	0	56	56.0
DJ McKinney	1	6	31	0	31	31.0
Jay Ducker	1	7	20	0	20	20.0
Ife Adeyi	1	1	9	0	9	9.0
Noah Smith	1	1	6	0	6	6.0
Malik Phillips	1	1	4	0	4	4.0
Lonnie Adksim	1	1	-3	0	-3	-3.0
Team	1	0	-2	0	-2	-2.0
Total	1	73	178	229	407	407.0
Opponents	1	62	47	227	274	274.0

Punting

Player	no.	yds	avg	lg	tb	fc	i20	50+	blk
Jadon Cardell	5	202	40.4	47	0	1	2	0	0
Total	5	202	40.4	47	0	1	2	0	0
Opponents	7	293	41.9	50	0	4	0	1	0

Kickoffs

Player	no.	yds	avg	tb	ob	retn	net	ydl
Christian Pavon	7	416	59.4	1	2			
Total	7	416	59.4	1	2	3	35.4	29
Opponents	3	194	64.7	2	0	1	40.3	24

All Purpose

Player	g	rush	rcv	pr	kr	ir	total	avg/g
Qua'Vez Humphreys	1	0	93	0	0	0	93	93.0
Ife Adeyi	1	9	63	0	0	0	72	72.0
John Gentry	1	56	8	0	0	0	64	64.0
Hunter Watson	1	57	0	0	0	0	57	57.0
Jay Ducker	1	20	14	0	0	0	34	34.0
DJ McKinney	1	31	0	0	0	0	31	31.0
David Fisher	1	0	0	0	0	30	30	30.0
Malik Phillips	1	4	0	0	23	0	27	27.0
Elijah Sohn	1	0	24	0	0	0	24	24.0
Noah Smith	1	6	11	0	0	0	17	17.0
Simeon Evans	1	0	16	0	0	0	16	16.0
Jaidan Scott	1	0	0	0	0	8	8	8.0
Emon Allen	1	0	0	2	0	0	2	2.0
Lonnie Adksim	1	-3	0	0	0	0	-3	-3.0
Team	1	-2	0	0	0	0	-2	-2.0
Total	1	178	229	2	23	38	470	470.0
Opponents	1	47	227	30	73	0	377	377.0



2024-25 Sam Houston Football
Team Game-by-Game
All games

Date	Opponent	Rushing				Receiving				Passing				Kick Returns				Punt Returns				tot			
		no.	yds	td	lg	no.	yds	td	lg	cmp	att	int	yds	td	lg	no.	yds	td	lg	no.	yds	td	lg	off	
08/31/2024	at Rice	46	178	1	31	16	229	2	67	16-27-0				229	2	67	1	23	0	23	2	2	0	2	407
Sam Houston		46	178	1	31	16	229	2	67	16-27-0				229	2	67	1	23	0	23	2	2	0	2	407
Opponents		18	47	1	15	27	227	1	28	27-44-2				227	1	28	3	73	0	32	4	30	0	20	274

Sam Houston Averages

Games	Avg/ rush	Avg/ catch	Pass effic	KR avg	PR avg	All purpose avg/game	Total offense avg/game
1	3.9	14.3	154.9	23.0	1.0	470.0	407.0

		Tackles				Sacks	Fumble		Pass Defense			blkd	PAT attempts				off		
Date	Opponent	ua	a	total	tfl-yds	no-yds	ff	fr-yds	int-yds	qbh	brup	kick	kick	rush	rcv	saf	t/o	pts	
08/31/2024	at Rice	43	10	53	7.0-27	2-15	0	0-0	2-38	4	2	0	4-4	0	0	0	7	34	
Sam Houston		43	10	53	7.0-27	2-15	0	0-0	2-38	4	2	0	4-4	0	0	0	7	34	
Opponents		50	22	72	10.0-34	7-29	1	0-0	0-0	4	3	0	2-2	0	0	0	0	14	

		Punting										Field Goals			Kickoffs				
Date	Opponent	no.	yds	avg	long	blkd	tb	fc	50+	i20	md-att	long	blkd	no.	yds	avg	tb	ob	
08/31/2024	at Rice	5	202	40.4	47	0	0	1	0	2	2-3	52	0	7	416	59.4	1	2	
Sam Houston		5	202	40.4	47	0	0	1	0	2	2-3	52	0	7	416	59.4	1	2	
Opponents		7	293	41.9	50	0	0	4	1	0	0-1	0	0	3	194	64.7	2	0	



2024-25 Sam Houston Football
Opponents Game-by-Game
All games

		Rushing				Receiving				Passing				Kick Returns				Punt Returns				tot		
Date	Opponent	no.	yds	td	lg	no.	yds	td	lg	cmp	att	int	yds	td	lg	no.	yds	td	lg	no.	yds	td	lg	off
08/31/2024	at Rice	18	47	1	15	27	227	1	28	27	44	2	227	1	28	3	73	0	32	4	30	0	20	274
Opponents		18	47	1	15	27	227	1	28	27	44	2	227	1	28	3	73	0	32	4	30	0	20	274
Sam Houston		46	178	1	31	16	229	2	67	16	27	0	229	2	67	1	23	0	23	2	2	0	2	407

Opponents Averages

Games	Avg/ rush	Avg/ catch	Pass effic	KR avg	PR avg	All purpose avg/game	Total offense avg/game
1	2.6	8.4	103.1	24.3	7.5	377.0	274.0

		Tackles				Sacks	Fumble		Pass Defense			blkd	PAT attempts				off		
Date	Opponent	ua	a	total	tfl-yds	no-yds	ff	fr-yds	int-yds	qbh	brup	kick	kick	rush	rcv	saf	t/o	pts	
08/31/2024	at Rice	50	22	72	10.0-34	7-29	1	0-0	0-0	4	3	0	2-2	0	0	0	0	14	
Opponents		50	22	72	10.0-34	7-29	1	0-0	0-0	4	3	0	2-2	0	0	0	0	14	
Sam Houston		43	10	53	7.0-27	2-15	0	0-0	2-38	4	2	0	4-4	0	0	0	7	34	

Date	Opponent	Punting										Field Goals			Kickoffs				
		no.	yds	avg	long	blkd	tb	fc	50+	i20	md-att	long	blkd	no.	yds	avg	tb	ob	
08/31/2024	at Rice	7	293	41.9	50	0	0	4	1	0	0-1	0	0	3	194	64.7	2	0	
Opponents		7	293	41.9	50	0	0	4	1	0	0-1	0	0	3	194	64.7	2	0	
Sam Houston		5	202	40.4	47	0	0	1	0	2	2-3	52	0	7	416	59.4	1	2	