



SPACE U



2024 UCF FOOTBALL GAME NOTES

GAME INFORMATION



ARIZONA WILDCATS (3-5, 1-4 B12)

Head Coach Brent Brennan
1st Season at UA / 8th Overall
3-5 at UA / 37-53 Overall

UCF CITRONAUTS (3-5, 1-4 B12)

Head Coach Gus Malzahn
4th Season at UCF / 13th Overall
27-21 at UCF / 104-59 Overall

Date _____ Saturday, Nov. 2, 2024
Time _____ 3:30 p.m. ET
Site _____ Orlando, Fla.
Venue _____ FBC Mortgage Stadium
Surface _____ Natural Grass
Capacity _____ 44, 206
TV _____ FS1
Play-by-Play _____ Dan Hellie
Analyst _____ Robert Smith
Radio _____ FM 96.9/AM 740 The Game
_____ Sirius XM 84 & Sirius XM App
Play-by-Play _____ Marc Daniels
Analyst _____ Gary Parris
Sideline _____ Scott Adams
Spanish Radio _____ UCFKnights YouTube
Play-by-Play _____ Carlos Bohorquez
Analyst _____ Sergio Ruiz Torres
Live Stats _____ UCFKnights.com
Twitter/X _____ @UCF_Football

2024 RECORD BREAKDOWN

Overall _____ 3-5
Conference _____ 1-4
Home _____ 2-3
Away _____ 1-2
Neutral _____ 0-0

UCF, NOT CENTRAL FLORIDA

Please refer to the University of Central Florida as UCF, not Central Florida, on all references. Also, UCF is no longer the "Golden Knights" and instead simply known as the "Knights."

FIRST AND 10

- UCF and Arizona will meet for the first time in the history of the programs Saturday afternoon at FBC Mortgage Stadium in UCF's annual Space Game. Kickoff is set for 3:30 p.m. on FS1 with **Dan Hellie** (play-by-play) and **Robert Smith** (analyst) on the call.
- The UCF Space Game has been played annually since the 2017 season and the Knights are 7-0 all-time in space games with an average margin of victory of 28.8 points. The game recognizes the University of Central Florida's roots, founded as Florida Technological University in 1963 with the mission of providing personnel to support the growing U.S. space program at the Kennedy Space Center and Cape Canaveral Air Force Station. As the academic scope expanded beyond its original focus on engineering and technology, the school was renamed the University of Central Florida in 1978.
- During the Space Game each season, UCF utilizes its throwback mascot, the Citronaut, which appeared on the 1969 student handbook.
- Saturday's matchup will feature two different types of offenses, as **UCF leads the league and ranks third nationally with 267.9 rushing yards per game**, while the Wildcats are sixth in the conference and No. 40 in the nation averaging 260.3 passing yards per game.
- The Citronauts have now rushed for **2,143 yards with 21 touchdowns** on the ground through eight games this season. UCF's rushing yards average is nearly 30 more than the next-closest Power Four Conference team (Tennessee 241.6).
- UCF leads the nation in explosive running plays, as the Knights have recorded **68 rushing plays of at least 10 yards**. That mark is five more than the next-closest team, as Army and Kansas State are tied for second with 63. Additionally, the Black and Gold are tied for the league lead and rank eighth nationally in most offensive plays of 20 or more yards with 50.
- Running back **RJ Harvey** leads the nation with 31 rushing plays of at least 10 yards. His 13 rushing touchdowns are the most in the conference and fifth nationally.
- Harvey enters this weekend's game with 1,017 rushing yards, the third most among FBS running backs and the most in the Big 12. He now owns 3,232 career yards on the ground to rank seventh among active FBS running backs with each running back ahead of him owning at least 40 more carries.
- The Orlando native has 496 career rushing attempts and would become just the fifth player in program history with 500 or more carries. Additionally, Harvey is 127 yards shy of tying Alex Haynes for the second most career rushing yards by a UCF player.
- Since the start of the 2017 season, UCF has accumulated **68 wins**, the 13th-most nationally by an FBS program and the most by a team from the state of Florida. The Knights went 13-0 in 2017, 12-1 in 2018, 10-3 in 2019, 6-4 in the Covid-shortened 2020 season, 9-4 in 2021, 9-5 in 2022 and 6-7 last season. The Knights join Alabama, Georgia, Clemson, Ohio State, Notre Dame, Oklahoma, Michigan, Appalachian State, LSU, Oregon, Penn State and Boise State as the only programs to win at least 68 games since 2017.



2024 SCHEDULE & RESULTS

New Hampshire	Sam Houston	at TCU*	Colorado*	at Florida	Cincinnati*	at #9 Iowa State*	#11 BYU*	Arizona*	at Arizona State*	at West Virginia*	Utah*
Aug. 29	Sept. 7	Sept. 14	Sept. 28	Oct. 5	Oct. 12	Oct. 19	Oct. 26	Nov. 2	Nov. 9	Nov. 23	Nov. 29
7 p.m.	6:30 p.m.	7:30 p.m.	3:30 p.m.	7:45 p.m.	3:30 p.m.	7:30 p.m.	3:30 p.m.	3:30 p.m.	TBA	TBA	8 p.m.
W, 57-3	W, 45-14	W, 35-34	L, 48-21	L, 24-13	L, 19-13	L, 38-35	L, 37-24	FS1			FOX

*Indicates Big 12 Conference Game, All times Eastern

1963

Founded as Florida Technological University, with the mission of providing personnel to support the growing U.S. space program at the **Kennedy Space Center** and **Cape Canaveral Air Force Station**.

200

Tonnes of simulated space dirt distributed worldwide by **Space Resource Technologies**, a spin-off company based in UCF's Exolith Lab.

191

Faculty, researchers and students working on NASA projects as of **FY2023**.

50

Yard line of the FBC Mortgage Stadium lines up on the exact latitude as Launch Complex 39A, NASA's most historic launchpad, **31 miles to the east**.

29%

Of Kennedy Space Center employees are **UCF alumni**.

#1

Supplier of **aerospace and defense talent** for six years in a row. (*Aviation Week Network*)

SPACE U





Orion Constellation Cuff

Also known as the Archer. In Greek mythology, Orion is a huntsman who Artemis placed among the stars as a constellation. Orion is also the name of the road around UCF's FBC Mortgage Stadium and the Kenneth G. Dixon Athletics Village, as well as the name for the spacecraft for this mission.

Pant Stripe

Visual of the boosters on the sides of the Artemis program's SLS rocket. This also represents our players' speed taking off down the field.



Helmet

The decal features a new Canaveral Blue stack logo that contains speckles representing lunar dust. The back bumper proudly displays the university's motto, Reach for the Stars.

QUICK FACTS

GENERAL INFORMATION

School	University of Central Florida
City, State, Zip	Orlando, Fla., 32816
Founded	1963
Enrollment	68,442
Nickname	Knights
School Colors	Black and Gold
Stadium	FBC Mortgage Stadium
Capacity	44,206
Surface	419 Bermuda Grass
Affiliation/Conference	NCAA DI - FBS/Big 12
University President	Alexander N. Cartwright
Director of Athletics	Terry Mohajir
Ticket Office Phone	407-UCF-1000

STRATEGIC COMMUNICATIONS

Assistant AD	Justin Wilson
Email	jwilson@athletics.ucf.edu
Cell	336-660-8584
Senior Associate AD	Adam Widman
Email	awidman@athletics.ucf.edu
Cell	614-572-6903
Press Box Phone	336-660-8584
Website	UCFKnights.com
Twitter/X	@UCF_Football
Facebook	/UCFFootball
Instagram	UCF.Football

UCF FOOTBALL STAFF

Head Coach	Gus Malzahn
Offensive Coordinator/WRs	Tim Harris
Co-Defensive Coordinator/DBs	Addison Williams
Co-Offensive Coordinator/QBs	Darin Hinshaw (Booth)
Special Teams Coordinator/TEs	Brian Blackmon
Offensive Line	Herb Hand
Defensive Tackles	Kenny Martin
Defensive Ends/Rush	Kenny Ingram
Run Game Coordinator/RBs	Kam Martin
Special Teams Analyst	Ben Larson
Defensive Analyst	Conor Raad
Offensive Analyst	Neal Posey
Analyst	Sean Beckton Sr.
Offensive Graduate Assistant	Nate Craig-Myers
Offensive Graduate Assistant	Josh Fridrich
Defensive Graduate Assistant	Alex Ward
Defensive Graduate Assistant	Michael Mosah
Associate AD, Sports Medicine	Brian Lund
Director of Football Strength & Cond.	Anthony Kincy
Assoc. Dir. of Sports Performance	Morris Henry
Asst. Dir. of Sports Performance	Andrew Shirek Espinoza
Asst. Dir. of Sports Performance	Sean Beckton Jr.

FOOTBALL INFORMATION

Bowl Seasons	2005, 2007, 2009, 2010, 2012, 2013, 2014, 2016, 2017, 2018, 2019, 2020, 2021, 2022, 2023
First Year of Football/First Year of FBS Football	1979/1996
All-Time Record	298-238-1 (.555)
FBS Record (Since 1996)	201-152 (.569)
Record at FBC Mortgage Stadium	84-29 (.743)

THE OPPONENT

- Arizona heads to Orlando with an identical record as UCF with a 3-5 mark overall and a 1-4 record in conference action. The Wildcats have lost four in a row and most recently dropped a 31-26 decision against West Virginia at home.
- In his first season as a head coach at Arizona, Brent Brennan has a 37-53 overall record during eight seasons as a head coach. Saturday's contest will be the first meeting between Brennan and Gus Malzahn as head coaches.
- Wide receiver Tetairoa McMillan currently leads the Big 12 and ranks third nationally with 982 receiving yards.
- They're averaging 23.4 points per game, while opponents have scored 28.0 ppg.
- Arizona ranks among the Big 12 leaders in passing offense, as the Wildcats have attempted at least 25 passes in every game this season.

ARIZONA SCHEDULE

A31	NEW MEXICO	W, 61-39
S7	NORTHERN ARIZONA	W, 22-10
S13	at Kansas State	L, 31-7
S28	Utah	W, 23-10
O5	TEXAS TECH	L, 28-22
O12	at BYU	L, 41-19
O19	COLORADO	L, 34-7
O26	WEST VIRGINIA	L, 31-26
N2	at UCF	3:30 P.M.
N15	HOUSTON	11:15 P.M.
N23	at TCU	TBA
N30	ARIZONA STATE	TBA
All times Eastern		

KNIGHT NOTES

A WIN WOULD...

- Give UCF its eighth consecutive win in its annual Space Game with a perfect 8-0 record.
- Give the Knights their second Big 12 win of the season and first at home.
- Give UCF its 299th all-time win as a program.
- Give UCF head coach Gus Malzahn his first win against Arizona in his first meeting against the program.
- Be better than a loss.

UCF'S SPACE GAME

The UCF Space Game has been played annually since the 2017 season and the Knights are 7-0 all-time in space games. The game recognizes the University of Central Florida's roots, founded as Florida Technological University in 1963 with the mission of providing personnel to support the growing U.S. space program at the Kennedy Space Center and Cape Canaveral Air Force Station. As the academic scope expanded beyond its original focus on engineering and technology, the school was renamed the University of Central Florida in 1978.

UCF Space Game History

Nov. 11, 2023 - W, 45-3, #15 Oklahoma State
 Oct. 13, 2022 - W, 70-13, Temple
 Oct. 22, 2021 - W, 24-7, Memphis
 Oct. 24, 2020 - W, 51-34, Tulane
 Nov. 2, 2019 - W, 44-29, Houston
 Nov. 1, 2018 - W, 52-40, Temple
 Oct. 14, 2017 - W, 63-21, ECU

UCF is averaging 49.9 points per game in previous Space Games, while opponents have been held to 21.0 ppg.

UCF Space Facts

- UCF is No. 1 nationally for placing graduates in aerospace industry jobs.
- In 1968, UCF established its motto: "Reach for the Stars" to represent the University's promising aerospace education in engineering, electronics and other technological professions.
- 29% of Kennedy Space Center employees are UCF Alumni.
- The 50-yard line of FBC Mortgage Stadium is on the exact latitude as Launch Complex 39A, NASA's most historic launch pad, 31 miles to the east.



KNIGHT TRENDS

Overall	3-5
Big 12	1-4
Non-Conference	2-1
Home	2-3
Away	1-2
Neutral	0-0
Current overall streak	Lost 5
Current home streak	Lost 3
Current conference streak	Lost 4
Current road streak	Lost 2
Current neutral site streak	Lost 1
Current bowl streak	Lost 1
Last win	9/14/24, at TCU, 35-34
Last loss	10/26/24, #11 BYU, 37-24
Day game	0-3
Night game	3-2
ABC	0-0
ESPN	0-1
ESPN2	0-1
ESPN+	2-0
SEC Network	0-1
Fox	1-1
Fox Sports 1	0-1
Fox Sports 2	0-0
August	1-0
September	2-1
October	0-4
November	0-0
vs. FBS Top-25 teams	0-2
vs. FBS non-ranked teams	3-3
On artificial turf	0-0
On natural grass	3-5
Scoring first	2-1
Opponent scores first	1-4
Leading after 1st quarter	2-0
Trailing after 1st quarter	1-5
Tied after 1st quarter	0-0
Leading at halftime	2-1
Trailing at halftime	1-4
Tied at halftime	0-0
Leading after 3rd quarter	2-1
Trailing after 3rd quarter	1-4
Tied after 3rd quarter	0-0
Overtime	0-0
Scoring 0-14 points	0-2
Scoring 15-28 points	0-1
Scoring 29-39 points	1-2
Scoring 40+ points	2-0
Allowing 0-14 points	2-0
Allowing 15-28 points	0-2
Allowing 29+ points	1-3
With 100-yard rusher	3-2
Allow 100-yard rusher	0-1
With 300-yard passer	0-0
Allow 300-yard passer	1-0
Outgain opponent	3-2
Total offense 300+ yards	3-4
Allow 300+ yards total offense	1-5
Total offense 400+ yards	3-2
Allow 400+ yards total offense	1-3
Total offense 500+ yards	3-0
Allow 500+ yards total offense	0-1
Total offense 600+ yards	1-0
Allow 600+ yards total offense	0-0
No turnovers	1-0
Less than three turnovers	2-4
Three or more turnovers	0-1
No takeaways	1-0
Two or more takeaways	2-2
Commit fewer turnovers	2-0
Equal turnovers	1-2
Commit more turnovers	0-3
Control time of possession	2-1
Opponent controls time of possession	1-4
Games decided by 1-8 points	1-2
Games decided by 9-16 points	0-2
Games decided by 17-24 points	0-0
Games decided by 25+ points	2-1
Win Coin Toss	1-2
Lose Coin Toss	2-3
Black Jerseys with White Numbers	2-2
Knightmode Black Jerseys with Gold Numbers	0-1
Lightmode Jerseys with Gold Numbers	0-0
White Jerseys	1-2

KNIGHT NOTES

SOMETHING ABOUT THE SPACE GAME

Despite playing a ranked opponent in last season's Space Game for the first time, UCF continued its dominance in the annual event to improve to 7-0 all-time. Looking for their first Big 12 Conference home win, seventh consecutive win in their annual Space Game and head coach Gus Malzahn's 100th career win, the Knights or the Citronauts, the team's moniker in their space games, checked off all of the above.

From the opening kickoff, UCF was dominant en route to a 45-3 win against 15th-ranked Oklahoma State at FBC Mortgage Stadium. UCF recorded its first top-15 win since 2017 in that contest when the Knights defeated seventh-ranked Auburn in the Chick-fil-A Peach Bowl and the first top-15 home win since 2009 against No. 13 Houston.

Following the win, UCF was tabbed the Cheez-It National Team of the Week, Demari Henderson was the Big 12's Defensive Player of the Week after intercepting two passes with a fumble recovery and Malzahn was named the Dodd Trophy Coach of the Week. Additionally, quarterback John Rhys Plumlee earned Manning Award Quarterback of the Week.

UCF IN NOVEMBER

The month of November has historically been great to the Knights, as the program owns a 97-59 all-time mark during the month.

HARVEY CONTINUING TO MAKE HISTORY

Running back RJ Harvey became just the second UCF player and first since Marquette Smith (1994-95) to rush for 1,000 or more yards in consecutive seasons when he surpassed the milestone in Saturday's game against BYU. His 1,017 rushing yards this season are the third most nationally and lead the Big 12. Harvey has reached the end zone rushing 13 times, which is fifth in the nation and best in the league.

Last season, Harvey eclipsed 1,000 yards in the Space Game against Oklahoma State, the 10th game of the season, and achieved the feat in two fewer games in 2024.

Heading into this weekend's game, Harvey is just four carries shy of reaching 500 career rushing attempts. He would become just the fifth player in program history to accomplish it. Additionally, his 3,232 career rushing yards is the third most in UCF record books. With 127 rushing yards against the Wildcats, he would tie Alex Haynes (2001-04) for the second most all-time behind Kevin Smith's program record 4,679.

DOTSON NAMED TO PFF NATIONAL TEAM OF THE WEEK

Making his first start in a UCF uniform, defensive end Daylan Dotson quickly made his impact felt. After earning more snaps in previous week, Dotson was among the first group to take the field for the Knights defensively against 11th-ranked BYU on Saturday.

He turned in a stellar performance to lead UCF with eight tackles, including seven solo, three tackles for loss, two sacks, one forced fumble and one quarterback hurry. Dotson's dominant showing earned a spot on the PFF National Team of the Week.

Additionally, he was PFF's Big 12 Team of the Week along with defensive end Nyjalik Kelly and offensive guard Adrian Medley.

JONES SURPASSES 100 YARDS

Fifth year wide receiver Jacoby Jones made the most of his opportunity in Saturday's game, as he reeled in six passes for 116 yards with a touchdown. It marked a season high in receptions and yards and the first time that Jones has eclipsed 100 yards as a Knight.

FIRST START FOR JOHNSON

True freshman Chasen Johnson earned his first start against BYU and tallied four solo tackles.



KNIGHT NOTES (Cont.)

31 AND COUNTING

Despite suffering an injury on the first offensive snap of Saturday's game for the Knights, wide receiver Kobe Hudson reeled in the reception to increase his streak of consecutive games with at least one catch to 31, dating back to the SMU game in 2022, which is tied with Ted Wilson for sixth all-time in UCF history for most consecutive games with a reception.

Hudson recorded his third 100+ yard receiving game against Cincinnati, hauling in seven catches for 114 yards and one touchdown.

The Pine Mountain, Georgia, native's 509 receiving yards this season lead the Knights and rank among the league's top 15. Hudson's 18.85 yards per catch average is the second best in the league and 28th nationally.

FIRST CAREER INTERCEPTIONS

He had appeared in 44 games during his tenure as a Knight, but in his 45th career game, senior cornerback BJ Adams tallied his first career interception. After numerous pass breakups, the Atlanta native reeled in his first pick in the first quarter of the Cincinnati game.

Similarly to Adams, defensive back Ladarius Tennison secured his first career interception in the 54th game of his career, stepping in front of a pass in the second quarter.

PICK SIX

After recording his first career interception in the Cincinnati game, senior cornerback BJ Adams said following the game that it wouldn't be his last. He backed up that statement against ninth-ranked Iowa State, as he picked off a pass and raced 63 yards down the field for a pick six.

It marked the Knights' first interception returned for a touchdown since the 2019 Gasparilla Bowl when Richie Grant tallied a pick six.

FIRST START AT UCF FOR BROWN

Quarterback Jacurri Brown made his first start in a UCF uniform against ninth-ranked Iowa State and nearly led the Knights to the upset. He rushed for a career-high 154 yards, the second most by a UCF quarterback in a single game. His night was highlighted by a 67-yard dash to the end zone in the third quarter to push the Knights' lead to 28-14 at the time.

In his first extended action at quarterback, Brown completed 13-of-20 passes for 207 yards with a touchdown and rushed 16 times for 84 yards against Cincinnati.

MALZAHN VERSUS RANKED OPPONENTS

Gus Malzahn-coached teams have been at their best against the toughest competition, as Malzahn has recorded 23 wins against ranked opponents in his 13-year tenure as a head coach. Saturday's game marks the first ranked opponent that the Knights will play this season.

At UCF, Malzahn is 3-5 versus ranked opponents as the Knights dominated their last home matchup against a ranked foe, taking down then-No. 15 Oklahoma State, 45-3, in the program's annual space game last season.

2012: 0-2
2013: 5-2
2014: 3-4

2015: 1-3
2016: 2-4
2017: 3-3
2018: 2-3
2019: 3-4
2020: 1-4
2021: 0-1
2022: 2-1
2023: 1-1
2024: 0-2

YOUNGEST TO DO IT

True freshman quarterback EJ Colson became the youngest quarterback (17Y, 10M) to start at QB for UCF in Saturday's game against Cincinnati. He also is the eighth true freshman in the Knights' FBS era (since 1996) to start under center.

Colson also became the youngest player to start in an FBS game this season.

Colson joins a storied line of UCF true freshman quarterbacks to start for the Knights since 1996: Mikey Keene (2021), Dillon Gabriel (2019), McKenzie Milton (2016), Bo Schneider (2015), Jeff Godfrey (2010), Rob Calabrese (2008), Kyle Isreal (2004) and Steven Moffett (2003).

STRONG START FOR REDDICK

Redshirt freshman kicker Grant Reddick was ready when his number was called against Florida on Oct. 5, as the Orlando native was a perfect 2-for-2 on field goal attempts and converted his only PAT attempt.

He split the uprights from 27 yards out on his first career field goal attempt in the first quarter of the contest and he made a 37-yard field goal in the third quarter.

Reddick connected on two field goals against Cincinnati on Oct. 12 and made an extra point.

He is now a perfect 5-for-5 on field goals and 8-for-8 on PAT attempts.

BARR TABBED CAMPBELL TROPHY SEMIFINALIST FOR SECOND CONSECUTIVE YEAR

For the second consecutive year, UCF linebacker Ethan Barr has been named a semifinalist for the William V. Campbell Trophy. The award recognizes an individual as the absolute best in the country for his combined academic success, football performance and exemplary leadership, and the candidates also comprise the pool of nominees for the 2024 NFF National Scholar-Athlete Awards Presented by Fidelity Investments.

Barr, who joined the Knights in January after spending his first four seasons at Vanderbilt and earning his undergraduate degree in human and organizational development, is currently pursuing a master's degree in educational leadership with a 3.91 grade-point average and has earned all A's through the first month of this fall's academic coursework.

MARSHALL NAMED TO JASON WITTEN MAN OF THE YEAR WATCH LIST

UCF senior Marcellus Marshall has been tabbed to the eighth annual Jason Witten Collegiate Man of the Year Watch List. The award is presented annually to student-athletes that demonstrate a record of leadership by exhibiting exceptional courage, integrity and sportsmanship both on and off the field.

KNIGHT NOTES (Cont.)

Marshall has started each game for the Knights this season and has led a stellar offensive line unit that has paved the way for one of the nation's top rushing offenses.

Voted a team captain prior to the season, Marshall is a vocal team leader and has also displayed his leadership in the community. Most recently, he was heavily involved in UCF's Childhood Cancer Awareness Game, interacting with the patients and helping them design the helmet decals that were worn against Sam Houston.

RUNNING WILD

After ranking among the nation's top 10 in rushing offense the past two seasons, UCF is in the midst of another strong year on the ground in 2024. UCF has now rushed for 1,962 yards with 19 touchdowns on the ground through the first seven games of the season.

The Knights are third in the nation with 267.9 rushing yards per game, which is nearly 30 more than the next-closest Power Four Conference team (Tennessee 241.6).

The Black and Gold rushed for 454 yards in the season opener against New Hampshire, the second most in program history. Additionally, UCF's 8.4 rushing yards per carry were the second most in a single game in program history.

The Knights were fourth nationally in rushing offense with 228.2 rushing yards per game last season. UCF rushed for 200 or more yards in nine of its 13 games in 2023 and has picked up where it left off.

FULL CIRCLE FOR WHITEMORE

UCF wide receiver Trent Whittemore has played numerous games at Ben Hill Griffin Stadium, but none of them have been from the visiting team sideline. After spending his first four years as a member of Florida's football program (2019-22) and earning his degree in sport management, Whittemore transferred into the Knights' program ahead of the 2023 season. His father, Mark, played wide receiver at UCF from 1991-94 and his mother, Missy, played volleyball for UF from 1992-95. Whittemore grew up in Gainesville and attended Buchholz High School.

HARVEY NATIONAL RB, BIG 12 OFFENSIVE PLAYER OF THE WEEK

After earning Big 12 Offensive Player of the Week honors, UCF running back RJ Harvey was selected as the Doak Walker Award National Running Back of the Week on Tuesday, Sept. 16.

Last season, Harvey was a semifinalist for the Doak Walker Award, presented annually to the nation's top running back, and was on the 2024 preseason watch list. Harvey's standout performance helped lead UCF to a win in its conference opener on Saturday at TCU, as he rushed for 180 yards on 29 carries with two touchdowns in the Knights' 35-34 win against the Horned Frogs in Fort Worth, Texas. Orlando's Hometown Hero also scored his second career receiving touchdown to end the day with 209 all-purpose yards and three total touchdowns.



He had seven rushes of 10 or more yards in the win, headlined by a 27-yard rushing TD in the fourth quarter, which was the longest rush for either team in the game.

HISTORIC COMEBACK

Trailing 21-7 at halftime and 28-7 following the first drive of the second half, UCF was unfazed in its win at comeback win at TCU, as the Knight chipped away at the deficit. The Knights outscored TCU 13-10 in the third quarter and 15-3 in the fourth quarter to open Big 12 play with a win.

The comeback win ties the Boise State game from 2021 and the Louisville game from 2013, head coach Gus Malzahn's first game leading the Knights, for the largest come-from-behind win in program history. In just four seasons, Malzahn has guided his teams to two of the largest comeback wins in program history.

HUGE GAME FOR HUDSON

Wide receiver Kobe Hudson turned in one of his best games of his career in the win at TCU, as the fifth year tallied six catches for 145 yards with a pair of touchdown grabs, including the game-winner with 36 seconds remaining.

The 145 yards were just two shy of his career high 147, achieved in the Villanova win last season. For his performance, Hudson was named to the Pro Football Focus (PFF) Big 12 Team of the Week and was also tabbed the Reese's Senior Bowl Stock Up Player of the Week.

CLUTCH WHEN IT COUNTS

After helping lead UCF to a 35-34 comeback win at TCU, quarterback KJ Jefferson was selected to the Davey O'Brien Great 8 List and a Manning Award Star of the Week on Tuesday, Sept. 17. Jefferson spearheaded a second-half rally for the Knights, as the Black and Gold overcame a 21-point deficit to defeat the Horned Frogs in the Big 12 Conference opener for both teams.

Hailing from Sardis, Mississippi, Jefferson finished the game 13-of-22 for 230 yards passing with three touchdowns and contributed 46 yards rushing to end the game with 276 total yards. He was at his best in the second half, as he was 9-of-11 for 166 yards with two touchdowns.

Jefferson had a 191.9 quarterback rating for the game, connecting on nine of his last 11 passes, including his first five passes of the second half. On UCF's game-winning drive, he was 4-of-5 for 54 yards and found wide receiver Kobe Hudson across the middle on a post route to knot the score at 34-34 before Colton Boomer's extra point split the uprights to give UCF the one-point victory.

THAT'S NEW

The Black and Gold's first four opponents of 2024 (New Hampshire, Sam Houston, TCU and Colorado) were all first-time opponents. Additionally, UCF head coach Gus Malzahn also faced those four opponents for the first time in his 13-year head coaching tenure. In total, the Knights' 2024 slate features seven first-time opponents (Iowa State, Arizona and Utah).

NEW LOOK SCHEDULE

Despite being in its second year in the Big 12 Conference, UCF only plays two opponents that it played in 2023 – Cincinnati and West Virginia. That mark is tied with BYU (Kansas and Oklahoma State) for the fewest among returning Big 12 teams.

ALL OF THE NEWCOMERS

UCF is the only team in the Big 12 that will play each of the four newcomers to the league. The Knights host Colorado (Sept. 28), Arizona (Nov. 2) and Utah (Nov. 29), while traveling to Arizona State on Nov. 9.

VETERAN EXPERIENCE

UCF has veteran experience on both sides of the ball, as the Knights have numerous players ranked among the nation's top 25 in various active career categories. Below is a comprehensive list.

RJ Harvey

Rushing Touchdowns (34): 7th
Rushing Yards (3,232): 7th
Total TDs Scored (35): 8th
Rushes per game (13.3): 22nd

Kobe Hudson

Receiving Yards Per Catch (16.8): 5th
Receiving Touchdowns (22): 10th
Receiving Yards (2,700): 13th

KJ Jefferson

Passing Yards Per Attempt (8.34): 5th
Total TDs Responsible (97): 4th
Rushing Touchdowns by a QB (23): 7th
Passing Touchdowns (74): 7th
Completion Percentage (65.0): 10th
Passing Yards (8,923): 15th
Passing Completions (690): 17th
Rushing Touchdowns (23): 22nd

Deshawn Pace

Total Tackles (284): 19th
Interceptions (7): 25th

CHILDHOOD CANCER AWARENESS GAME

The UCF football team, in conjunction with the Orlando Health Arnold Palmer Hospital for Children, recognized Childhood Cancer Awareness Month in last Saturday's game against Sam Houston.

After a successful spring game, which featured pediatric patients from the hospital creating their own UCF helmet logos for the game, the helmets helped showcase the brave patients once again during Childhood Cancer Awareness Month as they continue in the fight for their lives. The football team donned specially designed logos on each side of their helmets.



OFFENSIVE GURU

Known as one of the best offensive minds in college football, not only have UCF offenses ranked among the nation's best each season under head coach Gus Malzahn, but also several of the nation's other top offenses have connections to Malzahn.

North Carolina, which ranked seventh nationally in total offense (491.2) last season, is led by offensive coordinator Chip Lindsey, who spent the 2022 season as UCF's offensive coordinator and also worked under Malzahn at Auburn. Texas State head coach GJ Kinne had the Bobcats ranked 15th in total offense last year. Kinne accepted the head

coaching job after spending the 2021 season as the Knights' offensive coordinator.

SMU, which was 16th in the nation in total offense in 2023, is coached by Rhett Lashlee, who Malzahn coached at Springdale High School in Arkansas and then later hired at Auburn.

ELITE TERRITORY

UCF head coach Gus Malzahn is the only coach to ever win 100 career games as a high school coach and 100 career games at the FBS level as a collegiate head coach. Malzahn was the head coach at Hughes High School from 1992-1995, Shiloh Christian High School from 1996-2000 and Springdale High School from 2001-05 with all three located in the state of Arkansas.

Malzahn's first collegiate head coaching job was at Arkansas State in 2012, before spending the next eight seasons at Auburn and then taking over at UCF.

UCF CONSISTENTLY AMONG NCAA STAT LEADERS

UCF finished the 2023 season ranked among the top 10 in two major offensive categories: eighth nationally in total offense (487.0 yards per game) and fourth in rushing offense (228.2).

The Knights are no strangers to qualifying among the nation's top offenses and rushing attacks. Here's a recent history of where UCF has landed in final NCAA stat numbers and rankings:

Total Offense

2024	20th	454.8
2023	8th	487.0
2020	2nd	568.1
2019	2nd	540.5
2018	5th	522.7
2017	5th	530.5

Rushing

2024	3rd	267.9
2023	4th	228.2
2022	9th	228.4
2019	19th	223.8
2018	8th	265.2

HOME-FIELD ADVANTAGE

UCF's all-time record of 84-28 (.757) ranks in the top 15 in the nation for best win percentage in a current home stadium. The Knights earned win No. 80 against Villanova in 2023.

Since 2017, the Knights are 41-8 in home games at FBC Mortgage Stadium.

The Knights finished last season with a 4-2 home record and were undefeated at home in 2021, marking the seventh time in UCF's FBS era, the ninth overall, and the fourth time in five years.

UCF AT HOME

2017 (7-0)

W—Florida International (8-31-17)
W—Memphis
W—East Carolina
W—Austin Peay
W—Connecticut
W—#22 South Florida

W—#16 Memphis (AAC Championship)

2018 (8-0)

W—South Carolina State
W—Florida Atlantic
W—Pittsburgh
W—SMU
W—Temple
W—Navy
W—#19 Cincinnati
W—Memphis (AAC Championship)

2019 (6-0)

W—Florida A&M
W—Stanford
W—Connecticut
W—East Carolina
W—Houston
W—South Florida

2020 (2-2)

L—Tulsa (34-26, 10-3-20, ended 21-game home win streak)
W—Tulane
W—Temple
L—#7 Cincinnati (36-33, 11-21-20)

2021 (7-0)

W—Boise State
W—Bethune-Cookman
W—East Carolina
W—Memphis
W—Tulane
W—Connecticut
W—South Florida

2022 (5-2)

W—South Carolina State
L—Louisville, 20-14, 9-9-22, ended eight-game home win streak
W—Georgia Tech
W—SMU
W—Temple
W—#20 Cincinnati
L—Navy

2023 (4-2)

W—Kent State
W—Villanova
L—Baylor
L—West Virginia
W—#15 Oklahoma State
W—Houston

2024 (2-3)

W—New Hampshire
W—Sam Houston
L—Colorado
L—Cincinnati
L—#11 BYU

KEEP AN EYE ON...

Seven UCF student-athletes appeared on a preseason watch list in advance of the start of the 2024 season. Below is a comprehensive list:

- RB RJ Harvey (Doak Walker Award, Maxwell Award)
- WR Kobe Hudson (Biletnikoff Award)
- DT Lee Hunter (Outland Trophy, Bednarik Award, Lombardi Trophy, Bronko Nagurski Trophy)
- QB KJ Jefferson (Maxwell Award, Davey O'Brien Award, Johnny Unitas Award)
- OL Caden Kitler (Earl Campbell Tyler Rose Award)
- WR Xavier Townsend (Paul Hornung Award)
- DB William Wells (Wuerffel Trophy)

LEADING THE CHARGE

Quarterback KJ Jefferson, running back RJ Harvey, offensive lineman Marcellus Marshall and linebacker Ethan Barr have been voted team captains of the 2024 UCF football quad. The selections mark the first time that each captain has been a transfer student-athlete.

SENIOR BOWL WATCH LIST

A program-record 11 UCF football standouts—defensive back Brandon Adams, defensive tackle Ricky Barber, running back Peny Boone, running back RJ Harvey, wide receiver Kobe Hudson, defensive lineman Lee Hunter, quarterback KJ Jefferson, defensive end Malachi Lawrence, offensive lineman Marcellus Marshall, defensive back Mac McWilliams and linebacker Deshawn Pace — were named to the watch list for the 2025 Reese's Senior Bowl All-Star Game.

Held annually in Mobile, Alabama, the 2025 game is slated for Saturday, Feb. 1, 2025 at Hancock Whitney Stadium on the South Alabama campus.

PRESEASON PROJECTIONS

For the second consecutive year, UCF was picked to finish eighth in the Big 12 Conference Preseason Poll by the media. Conference newcomer Utah was picked to win the league in 2024.

2024 Big 12 Football Media Preseason Poll

1. Utah (20)	906
2. Kansas State (19)	889
3. Oklahoma State (14)	829
4. Kansas (5)	772
5. Arizona (3)	762
6. Iowa State	661
7. West Virginia	581
8. UCF	551
9. Texas Tech	532
10. TCU	436
11. Colorado	400
12. Baylor	268
13. BYU	215
14. Cincinnati	196
15. Houston	157
16. Arizona State	141

MALZAHN VS. OPPONENTS

Alabama	3-5	Minnesota	0-1
Alabama A&M	1-0	Ole Miss	7-1
Alabama State	1-0	Mississippi State	5-3
Alcorn State	1-0	Missouri	2-0
Arkansas	7-1	Navy	0-2
Arkansas State	2-0	Nebraska	0-1
Baylor	0-1	New Hampshire	1-0
Bethune-Cookman	1-0	North Texas	1-0
Boise State	2-0	Oklahoma	0-2
BYU	0-1	Oklahoma State	1-0
Cincinnati	2-2	Oregon	1-1
Clemson	0-2	Purdue	1-0
Colorado	0-1	Samford	2-0
Duke	0-1	Sam Houston	1-0
East Carolina	1-1	San Jose State	2-0
Florida	1-2	South Alabama	1-0
Florida Atlantic	2-0	South Carolina	1-1
Florida International	1-0	South Carolina State	1-0
Florida State	0-1	SMU	1-1
Georgia	2-7	Southern Miss	1-0
Georgia Southern	1-0	South Florida	2-0
Georgia Tech	1-1	TCU	1-0
Houston	1-0	Temple	2-0
Idaho	1-0	Tennessee	2-1
Iowa State	0-1	Texas A&M	5-3
Jacksonville State	1-0	Texas Tech	0-1
Kansas	0-1	Troy	1-0
Kansas State	1-1	Tulane	3-1
Kent State	2-0	UCF	0-1
Kentucky	2-0	UConn	1-0
Liberty	1-0	Vanderbilt	1-0
LSU	3-5	Villanova	1-0
Louisiana	1-0	Washington	1-0
ULM	3-0	Washington State	1-0
Louisiana Tech	1-0	West Virginia	0-1
Louisville	1-2	Western Carolina	1-0
Memphis	3-0	Western Kentucky	0-1
Mercer	1-0	Wisconsin	0-1
Middle Tennessee	1-0		

MEDIA POLICIES

INTERVIEW POLICY

All interviews must be coordinated through the UCF Athletics strategic communications office. Please do not attempt to contact players, coaches or other team personnel directly by any means of communication, including personal phone numbers, email and social media accounts.

CLOSED PRACTICES

Practices are not open to the media during the season.

MEDIA AVAILABILITIES

The UCF football team will hold a Monday press conference with head coach Gus Malzahn and two players each week at 11:30 a.m. in the Steve and Brenda Sloan Media Room at FBC Mortgage Stadium.

POSTGAME INTERVIEWS

Coach Malzahn and selected student-athletes will meet the media following the game in the Steve and Brenda Sloan media room for home games and will use a designated location for road games. UCF's locker room is closed to the media.

COLLEGEPRESSBOX.COM

Collegepressbox is the official media website for Division I football. Access and download game notes, quotes, statistics, record books, headshots, logos and more for all FBS schools, conferences, postseason games, awards and the College Football Playoff. For access, please register for an account at collegepressbox.com/register. And please follow us on social media.

ATTENDANCE NOTES

Milestone Attendance Marks

• Including an exhibition game against Team Moscow in 1992, **6,469,491** spectators have attended UCF home games since 1979.

• Including all games, home, away, neutral and exhibition, since 1979 **13,035,514** spectators have watched the Knights play in person.

• Since opening FBC Mortgage in 2007, **3,660,933** fans have attended UCF home football games.

Largest Home Crowds in UCF History

Opponent (Year)	Attendance
1. Tulsa (2005 - C-USA Champ.)	51,978
2. Virginia Tech (2000)	50,220
3. Miami (2009)	48,453
4. Cincinnati (2018)	47,795
5. South Carolina (2013)	47,605
6. South Florida (2017)	47,129
7. South Florida (2008)	46,805
8. South Florida (2006)	46,708
9. Marshall (2007)	46,103
10. South Florida (2013)	45,952

UCF played at the Florida Citrus Bowl from 1979-06 until FBC Mortgage Stadium opened in 2007.

Largest Away Crowds in UCF History

Opponent (Year)	Attendance
1. Michigan (2016)	109,295
2. Ohio State (2012)	104,745
3. Penn State (2002)	103,029
4. Penn State (2004)	101,715
5. Texas (2009)	101,003
6. Penn State (2013)	92,855
7. Florida (2024)	90,369
8. Florida (2006)	90,210
9. Georgia (1999)	86,117
10. Florida (1999)	85,346

RECORD AT FBC MORTGAGE STADIUM

OVERALL	84-29
CONFERENCE	52-19
POSTSEASON	3-0
Outscored Opponents	3,532-1,963

GAMES (without 1992 exhibition game)

1	9/22/79	at St. Leo	W	21-0
100	10/8/88	New Haven	L	23-31
200	9/27/97	at Auburn	L	14-41
250	11/24/01	Louisiana-Lafayette	W	31-0
300	9/9/06	at Florida	L	0-42
350	9/4/10	South Dakota	W	38-7
400	11/29/13	S. Florida	W	23-20
450	11/18/17	at Temple	W	45-19
500	11/20/21	UConn	W	49-17
537	10/26/24	#11 BYU	L	37-24

HOME WINS

1	9/29/79	Fort Benning	7-6
100	10/26/02	Akron	28-17
195	9/7/24	Sam Houston	45-14

AWAY WINS (does not include neutral-sites)

1	9/22/79	at St. Leo	21-0
50	10/24/09	at Rice	49-7
96	9/14/24	at TCU	35-34

FOOTBALL BOWL SUBDIVISION ERA GAMES

1	8/29/96	William & Mary	W	39-33
100	11/13/04	at Ball State	L	17-21
300	10/24/20	Tulane	W	51-34
353	10/26/24	#11 BYU	L	37-24

FOOTBALL BOWL SUBDIVISION ERA WINS

1	8/29/96	William & Mary	39-33
50	10/21/05	Tulane	34-24
100	10/13/12	Southern Miss	38-31 (2OT)
150	9/29/18	Pittsburgh	45-14
201	9/14/24	at TCU	W 35-34



2024 UCF ROSTER

No.	Name	Pos.	Ht.	Wt.	Year	Hometown/High School (Previous School)
0	Johnny Richardson	RB	5-7	170	5th	Lake Wales, Fla./Lake Wales
0	BJ Adams	DB	6-3	190	Sr.	Atlanta, Ga./Arabia Mountain
1	KJ Jefferson	QB	6-3	247	5th	Sadie, Miss./North Panola (Arkansas)
1	Ja'Cari Henderson	DB	6-0	171	r-So.	Sanford, Fla./Seminole
2	Kobe Hudson	WR	6-1	200	5th	Pine Mountain, Ga./Troup County (Auburn)
2	Lee Hunter	DT	6-4	320	r-Jr.	Mobile, Ala./Blount (Auburn)
3	Deshawn Pace	LB	6-2	212	5th	Cincinnati, Ohio (Colerain/Cincinnati)
4	Chauncey Magwood	WR	6-0	187	r-Jr.	Leesburg, Ga./Lee County (Kentucky)
4	Braeden Marshall	DB	5-10	183	So.	Lake Mary, Fla./Lake Mary
5	Randy Pittman Jr.	TE	6-2	225	So.	Panama City, Fla./Mosley
5	Ricky Barber	DT	6-3	295	5th	Louisville, Ky./Doss (Western Kentucky)
6	Kylan Fox	TE	6-4	229	Fr.	Valdosta, Ga./Grayson
6	Isaiah Nixon	DE	6-4	240	r-Fr.	St. Petersburg, Fla./Lakewood
7	RJ Harvey	RB	5-9	208	5th	Orlando, Fla./Edgewater (Virginia)
7	Antione Jackson	DB	6-1	175	So.	Lauderhill, Fla./Dillard (East Carolina)
8	Bredell Richardson	WR	6-1	195	Fr.	Tampa, Fla./Carrollwood Day
8	Demari Henderson	DB	6-0	179	Jr.	Sanford, Fla./Seminole
9	Ja'Varrius Johnson	WR	5-10	180	5th	Trussville, Ala./Hewitt-Trussville (Auburn)
9	Sheldon Arnold	DB	6-1	191	5th	Loganville, Ga./Loganville (ETSU)
10	Dylan Rizk	QB	6-2	205	r-Fr.	Fort Lauderdale, Fla./Cardinal Gibbons
10	Quadric Bullard	DB	6-0	170	5th	Dania Beach, Fla./Chaminade-Madonna
11	Jacurri Brown	QB	6-4	220	r-So.	Valdosta, Ga./Lowndes (Miami)
11	Nyjalik Kelly	DE	6-5	250	Jr.	Oakland Park, Fla./Dillard (Miami)
12	EJ Colson	QB	6-1	200	Fr.	Byron, Ga./Cedar Grove
13	Peny Boone	RB	6-1	232	Sr.	Detroit, Mich./Martin Luther King (Toledo)
13	Ladarius Tennison	DB	5-10	200	5th	Rockledge, Fla./Rockledge (Auburn/Ole Miss)
14	Jesiah Pierre	LB	6-2	246	5th	Mount Dora, Fla./Mt. Dora Christian (Texas Tech)
15	Tyree Patterson	WR	6-2	186	r-Fr.	Eustis, Fla./Eustis
15	Daylan Dotson	DE	6-3	255	r-Sr.	Savannah, Ga./Jenkins (Tennessee-Martin)
16	Jacoby Jones	WR	6-3	228	5th	Tunica, Miss./Rosa Fort (Ohio)
16	TJ Bullard	LB	6-1	200	r-So.	Tampa, Fla./Berkeley Prep
17	Riley Trujillo	QB	6-3	219	Fr.	Jacksonville, Fla./Bartram Trail
17	Jaylen "AP" Heyward	DB	6-0	185	Fr.	Rockledge, Fla./Rockledge
18	Jakob Gude	DB	5-11	182	Fr.	Atlanta, Ga./Langston Hughes
19	Jarrad Baker	WR	5-11	170	5th	Eau Gallie, Fla./Eau Gallie
19	Hudson Gibbs	DB	5-9	185	r-Fr.	Winter Park, Fla./Winter Park
20	Kam Ingram	RB	5-8	184	r-Jr.	Auburn, Ala./Fayetteville (Bethune-Cookman)
20	Mac McWilliams	DB	5-10	185	r-Sr.	Pensacola, Fla./Pine Forest (UAB)
21	Stacy Gage	RB	5-11	210	Fr.	Tampa, Fla./St. Thomas Aquinas
21	Cedrick Hawkins	DB	6-0	185	r-Fr.	Titusville, Fla./Cocoa (Ohio State)
22	Myles Montgomery	RB	5-11	205	r-Jr.	Jacksonville, Fla./Fletcher (Cincinnati)
22	Qua Birdsong	LB	6-3	202	Fr.	Roanoke, Ala./Troup County
23	Tre'Quon Fegans	DB	6-1	190	r-So.	Alabaster, Ala./Thompson (Alabama/USC)
24	Xe'ree Alexander	LB	6-2	223	So.	Auburn, Wash./Kennedy Catholic (Idaho)
25	Camden Vining	LB	6-0	225	r-Jr.	Bradenton, Fla./St. Stephens Episcopal
26	Brock Hansel	QB	5-10	168	r-So.	Lake Worth, Fla./Park Vista
26	Christian Peterson	DB	5-9	175	Fr.	Dothan, Ala./Westlake
27	Chasen Johnson	DB	6-1	181	Fr.	Sanford, Fla./Seminole
28	Andrew Harris	LB	6-2	223	So.	Altamonte Springs, Fla./Lake Brantley
31	DJ McCormick Jr.	LB	6-1	201	Fr.	Rockledge, Fla./Rockledge
32	Ethan Barr	LB	6-3	245	5th	Flower Mound, Texas/Marcus (Vanderbilt)
32	Michael Carter	P	6-2	188	r-So.	Clermont, Fla./Lake Minneola
33	Grant Reddick	K/P	5-10	200	r-Fr.	Orlando, Fla./Boone
34	Terrell Jackson	DB	6-1	181	r-So.	Jacksonville, Fla./Trinity Christian
36	Chase Jarrett	DB	6-0	195	Fr.	Tampa, Fla./Plant
37	Preston Foreman	RB	5-11	190	r-So.	Cocoa Beach, Fla./Viera
38	Jashad Presley	DB	6-2	220	Fr.	Orlando, Fla./Dr. Phillips
39	R.D. Cooper	DB	6-2	185	r-Jr.	Fort Myers, Fla./Fort Myers (North Alabama)
40	Mitch McCarthy	P	6-5	230	Jr.	Melbourne, Australia/Frankston
41	Jack Morgan	TE	6-4	215	r-Jr.	Mount Dora, Fla./Mount Dora
41	Gage King	LS	6-4	250	5th	El Dorado Hills, Calif./Oak Ridge (Arizona State)

2024 UCF ROSTER

No.	Name	Pos.	Ht.	Wt.	Year	Hometown/High School (Previous School)
42	Aidan Fedigan	LS	6-0	213	r-So.	DeLand, Fla./DeLand
43	Tyler Wrenn	RB	5-11	195	r-So.	Fort Pierce, Fla./Vero Beach (Chowan)
44	Evan Morris	TE	6-5	245	5th	Ovid, Mich./Ovid-Elsie (Michigan State)
44	Matthew Alexander	DT	6-3	280	r-Jr.	Buford, Ga./Buford
45	Quentin Hatch	LB	6-1	215	r-Jr.	Orlando, Fla./West Orange (Lake Erie College)
46	Nicholas Antoine	DB	6-4	198	r-Fr.	Daytona Beach, Fla./Mainland
48	Troy Ford Jr.	LB	6-2	235	r-Fr.	Savannah, Ga./Calvary Day
49	Quinten Johnson	LB	6-0	240	r-Jr.	Detroit, Mich./Voyager College Prep (Fresno City)
50	Pat Barnett	OL	6-6	315	r-Sr.	Key West, Fla./Key West
51	Jack Bernstein	LS	6-0	235	r-So.	Alpharetta, Ga./Alpharetta (Georgia State)
51	Malachi Lawrence	DE	6-4	250	r-Jr.	Louisville, Ky./DuPont Manual
52	Caden Kitler	OL	6-3	295	r-So.	Plano, Texas/John Paul II
53	Keeron Henderson	LB	6-2	225	r-Jr.	Richmond, Va./Highland Springs (Army)
54	Waltclaire Flynn	OL	6-2	304	Fr.	Grayson, Ga./Grayson
55	Cameron Kinnie	OL	6-3	315	r-Sr.	Suwanee, Ga./Collins Hill (Georgia)
55	John Walker	DT	6-4	300	So.	Kissimmee, Fla./Osceola
56	Jonathan Cline	OL	6-4	315	r-Fr.	Cartersville, Ga./Cartersville
58	Josh Dorsainvil	DE	6-5	230	r-Jr.	Orange Park, Fla./Ridgeview (Savannah State)
59	Keyon Cox	OL	6-5	300	r-Fr.	Phenix City, Ala./Central
62	Jabari Brooks	OL	6-3	335	r-Sr.	Sandersville, Ga./Washington County (Samford)
64	Shaheem Hill	OL	6-4	342	r-So.	Orlando, Fla./Edgewater
66	Colin Cook	OL	6-3	339	r-Sr.	Baton Rouge, La./Parkview Baptist (Evangel [Springfield])
68	Ethan Higgins	OL	6-6	280	r-Fr.	Brooksville, Fla./Hernando Christian
69	Paul Rubelt	OL	6-11	330	r-Sr.	Frankfurt-Oder, Germany/Frankfurt-Oder
70	Chase Malamala	OL	6-6	321	Fr.	Palm Beach Gardens, Fla./Benjamin
71	Thomas Gearity	OL	6-4	312	Fr.	St. Cloud, Fla./Osceola
72	Marcellus Marshall	OL	6-5	310	r-Sr.	Morgantown, W. Va./Morgantown (Kent State)
74	Matthew Prigmore	OL	6-2	320	r-Fr.	Weston, Fla./Cypress Bay
75	Andrew Phelan	OL	6-3	279	r-Fr.	Orlando, Fla./East River
76	Adrian Medley	OL	6-5	305	5th	Pensacola, Fla./Pensacola
77	Keegan Smith	OL	6-3	314	r-Jr.	Jackson, Mich./ Jackson Lumen Christi Catholic (Central Michigan)
78	Amari Kight	OL	6-7	318	5th	Alabaster, Ala./Thompson (Alabama)
80	Trent Whittemore	WR	6-4	211	r-Sr.	Gainesville, Fla./Bucholz (Florida)
81	Kason Stokes	WR	6-2	186	Fr.	Tampa, Fla./Armwood
82	Jordyn Bridgewater	WR	6-0	170	Fr.	New Orleans, La./West Orange (FL)
83	Reece Adkins	TE	6-6	250	r-Sr.	Lake Mary, Fla./Lake Mary (Eastern Kentucky)
84	Thomas Wadsworth	TE	6-3	240	r-So.	Melbourne, Fla./Melbourne
85	Carson Hinshaw	WR	5-10	170	Fr.	Lake Mary, Fla./Lake Mary
86	Jordan Davis	TE	6-4	250	r-Sr.	Sanford, Fla./Seminole
87	Dwartney Wortham	WR	6-0	175	r-So.	Columbus, Ga./Troup County
87	Andrew Rumph	DT	6-3	305	r-Fr.	Palmetto, Fla./Palmetto
88	Derrick LeBlanc	DT	6-5	295	r-Fr.	Opa-locka, Fla./Osceola (Oklahoma)
88	Grant Stevens	TE	6-4	225	r-So.	Ponte Vedra Beach, Fla./Nease
89	Caleb Rollerson	WR	6-2	205	Fr.	Ocala, Fla./Hawthorne
90	Marcus Downs	DT	6-5	300	Fr.	Greenville, S.C./Riverside
91	Keshaun Hudson	DT	6-1	323	r-So.	Fort Lauderdale, Fla./Dillard
98	Tyreek'e Robinson	DT	6-2	320	Fr.	Bradenton, Fla./Manatee
98	Kevin Carrigan	K/P	6-1	198	Jr.	Warrington, Pa./Central Bucks South (Bloomberg)
99	Jamaal Johnson	DE	6-2	252	r-So.	Miami, Fla./Chaminade-Madonna

Coaching Staff

Head Coach: Gus Malzahn (Henderson State, 1990) - Fourth Season

Offensive Coordinator/Wide Receivers: Tim Harris Jr. (Miami, 2008) - Third Season, First as OC

Associate Head Coach/Co-Defensive Coordinator/Defensive Backs: Addison Williams (South Carolina, 2010) - Fourth Season

Co-Offensive Coordinator/Quarterbacks: Darin Hinshaw (UCF, 1993) - Second Season

Special Teams Coordinator/Tight Ends: Brian Blackmon (Troy, 1996) - Fourth Season

Run Game Coordinator/Running Backs: Kam Martin (Auburn, 2019) - Second Season

Offensive Line: Herb Hand (Hamilton, 1990) - Fourth Season

Defensive Ends/Rush: Kenny Ingram (Arkansas State, 1999) - Fourth Season

Defensive Tackles: Kenny Martin (Western Kentucky, 2012) - Fourth Season

Cornerbacks: Trovon Reed (Auburn, 2015) - First Season



DEPTH CHART

OFFENSE

QB	11	Jacurri Brown (6-4, 220, r-So.)
	12	EJ Colson (6-1, 200, Fr.)
RB	7	RJ Harvey (5-9, 220, 5th)
	0	Johnny Richardson (5-7, 170, 5th)
	or 13	Peny Boone (6-1, 242, Sr.)
	or 22	Myles Montgomery (5-11, 205, r-Jr.)
TE	5	Randy Pittman Jr. (6-2, 225, So.)
	44	Evan Morris (6-5, 245, 5th)
WR	80	Trent Whittemore (6-4, 211, r-Sr.)
	4	Chauncey Magwood (6-0, 187, r-Jr.)
WR	2	Kobe Hudson (6-1, 200, 5th)
	16	Jacoby Jones (6-3, 228, 5th)
WR	9	Ja'Varrius Johnson (5-10, 180, 5th)
	19	Jarrad Baker (5-11, 170, 5th)
LT	78	Amari Kight (6-7, 318, r-Sr.)
	59	Keyon Cox (6-5, 280, r-Fr.)
LG	76	Adrian Medley (6-5, 305, 5th)
	62	Jabari Brooks (6-3, 335, 5th)
C	52	Caden Kitler (6-3, 295, r-So.)
	55	Cam Kinnie (6-3, 315, r-Jr.)
RG	72	Marcellus Marshall (6-5, 310, r-Sr.)
	77	Keegan Smith (6-3, 314, r-Jr.)
RT	69	Paul Rubelt (6-11, 330, r-Sr.)
	59	Keyon Cox (6-5, 280, r-Fr.)

SPECIAL TEAMS

K	33	Grant Reddick (5-10, 190, r-Fr.)
	98	Kevin Carrigan (6-1, 198, Jr.)
P	40	Mitch McCarthy (6-5, 214, Jr.)
	32	Michael Carter (6-2, 188, r-So.)
LS	41	Gage King (6-4, 240, 5th)
	42	Aidan Fedigan (6-0, 195, r-So.)
H	40	Mitch McCarthy (6-5, 214, Jr.)
	80	Trent Whittemore (6-4, 211, r-Sr.)
PR	80	Trent Whittemore (6-4, 211, r-Sr.)
	9	Ja'Varrius Johnson (5-10, 180, 5th)
KR	7	RJ Harvey (5-9, 220, 5th)
	9	Ja'Varrius Johnson (5-10, 180, 5th)







DEFENSE

DE	51	Malachi Lawrence (6-4, 243, r-Jr.)
	6	Isaiah Nixon (6-4, 215, r-Fr.)
DT	2	Lee Hunter (6-4, 320, r-Jr.)
	44	Matthew Alexander (6-3, 280, r-Jr.)
DT	5	Ricky Barber (6-3, 295, 5th)
	15	Daylan Dotson (6-3, 255, r-Sr.)
	or 98	Tyreek'e Robinson (6-2, 320, Fr.)
DE	11	Nyjalik Kelly (6-5, 250, Jr.)
	99	Jamaal Johnson (6-2, 250, r-So.)
WILL	3	Deshawn Pace (6-2, 220, 5th)
	24	Xe'Ree Alexander (6-2, 215, So.)
	or 28	Andrew Harris (6-2, 223, So.)
MIKE	32	Ethan Barr (6-3, 245, 5th)
	14	Jesiah Pierre (6-2, 240, 5th)
NICKEL	4	Braeden Marshall (5-10, 175, So.)
	20	Mac McWilliams (5-10, 185, r-Sr.)
CB	0	BJ Adams (6-3, 180, Sr.)
	27	Chasen Johnson (6-1, 180, Fr.)
CB	20	Mac McWilliams (5-10, 185, r-Sr.)
	7	Antione Jackson (6-1, 175, So.)
S	9	Sheldon Arnold (6-1, 191, 5th)
	or 10	Quadric Bullard (6-0, 170, 5th)
S	13	Ladarius Tennison (5-10, 200, 5th)
	or 10	Quadric Bullard (6-0, 170, 5th)






PRONUNCIATIONS

#1	Ja'Cari Henderson	Juh-CAR-ee
#3	Deshawn Pace	Dee-Shawn
#8	Demari Henderson	duh-MAR-ee
#10	Dylan Rizk	Risk
#10	Quadric Bullard	Quad-rick
#11	Jacurri Brown	Juh-CAR-ee
#19	Jarrad Baker	JARE-ed
#51	Malachi Lawrence	MAL-uh-kie
#69	Paul Rubelt	ROO-belt
#80	Trent Whittemore	Whit-UH-more

◆ OFFENSE ◆


QB		11 JACURRI BROWN 6-4 220 R-SO. MIAMI	Year 2024 Career	C/A/I 34/66/4 81/142/8	Yds. 387 798	Avg. 77.4 57.0	TD 1 5	Long 40 40	Year 2024 Career	Comp. 13 14	Yds. 207 207	TD 1 3	NOTABLES - Secured career-high 155 rushing yards including 67-yard TD (third-longest by a QB) in program history. - Played majority of snaps vs. Cincinnati, setting a career-high with 207 yards
		12 EJ COLSON 6-1 200 FR.	Year 2024 Career	C/A/I 1/4/0 1/4/0	Yds. -6 -6	Avg. -6.0 -3.0	TD 0 0	Long 0 0	Year 2024 Career	Comp. 1 1	Yds. -- --	TD -- --	NOTABLES - Became the youngest UCF quarterback to start a game in program history - The youngest quarterback to start a game in the FBS this season (17Y, 10M) - One of six true freshman quarterbacks to start a game in the FBS in '24
RB		7 RJ HARVEY 5-9 220 5TH VIRGINIA	Year 2024 Career	Att. 149 496	Yds. 1,017 3,232	Yds./G 127.1 87.4	TD 13 34	Long 80 92	Year 2024 Career	Att. 29 29	Yds. 196 206	TD 4 4	NOTABLES - Recorded second-most rushing yards in a game (196) at Iowa State and became the fourth player in program history to surpass 3,000 rushing yards. - Third in program history in rushing yards (3,105) and fourth in touchdowns (34)
		0 JOHNNY RICHARDSON 5-7 170 5TH	Year 2024 Career	Att. 20 276	Yds. 98 1,839	Yds./G 14.0 34.7	TD 0 5	Long 12 79	Year 2024 Career	Att. 7 24	Yds. 40 147	TD -- 1 (5)	NOTABLES - Second-leading rusher for UCF in 2023 (573 yards on 87 attempts) - College Football Network Midseason All-Big 12 Offensive Team Honorable Mention - Ran for a 79-yard TD on UCF's first offensive play versus Baylor
		13 PENY BOONE 6-1 242 JR. TOLEDO	Year 2024 Career	Att. 34 401	Yds. 208 2,305	Yds./G 34.7 50.1	TD 2 22	Long 59 71	Year 2024 Career	Att. 10 24	Yds. 81 211	TD 1 3(2)	NOTABLES - Reigning MAC Offensive Player of the Year at Toledo and First-Team All-Mac - Eighth in the nation and first in the MAC in 2023 in rushing yards (1,400) - 11th in the country in rushing yards per game (107.7)
		22 MYLES MONTGOMERY 5-11 205 R-JR. CINCINNATI	Year 2024 Career	Att. 25 105	Yds. 156 704	Yds./G 26.0 27.1	TD 2 6	Long 25 76	Year 2024 Career	Att. 9 12	Yds. 77 104	TD 1(2) 2	NOTABLES - Notched back-to-back rushing TDs against New Hampshire and Sam Houston - Jacksonville native who spent first three collegiate seasons at Cincinnati - Rushed for 428 yards and three TDs on 66 attempts in 2023
TE		5 RANDY PITTMAN 6-2 225 SO.	Year 2024 Career	Rec. 16 35	Yds. 186 401	Yds./G 23.3 19.1	TD 0 1	Long 30 39	Year 2024 Career	Rec. 3(3) 3(5)	Yds. 44 50	TD -- 1	NOTABLES - Big 12 Honorable Mention Offensive Freshman of the Year Pick in 2023 - Matched career-high with three receptions including two massive grabs during the game-winning drive at TCU (3 Rec./43 Yds.)
		44 EVAN MORRIS 6-5 245 5TH MICHIGAN STATE	Year 2024 Career	Rec. 1 5	Yds. 2 10	Yds./G 0.3 0.3	TD 0 0	Long 2 4	Year 2024 Career	Rec. 1 2	Yds. 2 4	TD -- 0	NOTABLES - Originally featured as a kickoff specialist for Michigan State in 2019 - Transitioned to tight end in 2020 and also played on special teams - Caught four passes for eight yards for the Spartans in 2023
WR		80 TRENT WHITEMORE 6-4 211 R-SR. FLORIDA	Year 2024 Career	Rec. 4 40	Yds. 99 560	Yds./G 14.1 11.4	TD 0 2	Long 54 54	Year 2024 Career	Rec. 2 4(2)	Yds. 54 54	TD -- 1(2)	NOTABLES - Made 13 appearances and two starts (Kent St. and Baylor) in debut UCF campaign - Transferred from Florida after four seasons (native of Gainesville, Fla.) where he collected 33 receptions, 425 yards and two TDs
		4 CHAUNCEY MAGWOOD 6-0 187 R-JR. KENTUCKY	Year 2024 Career	Rec. 4 16	Yds. 91 252	Yds./G 11.4 6.8	TD 0 1	Long 34 34	Year 2024 Career	Rec. 3 3(2)	Yds. 57 57	TD -- 1	NOTABLES - Tallied season-high three receptions for 57 yards vs. BYU - Reeled in four passes for 40 yards before redshirting in 2023 (four appearances) - Made eight combined career catches at Kentucky in 2021 and 2022
WR		2 KOBE HUDSON 6-1 200 5TH AUBURN	Year 2024 Career	Rec. 27 161	Yds. 509 2,700	Yds./G 63.6 48.2	TD 3 22	Long 53 75	Year 2024 Career	Rec. 7 9	Yds. 145 147	TD 2 3	NOTABLES - Tallied eighth-career 100-yard receiving game vs. Cincinnati and 22nd-career TD - Tabbled to the Preseason All-Big 12 Team, voted on by league head coaches - Had career-best 900 receiving yards and eight TDs (third in the Big 12) in 2021
		16 JACOBY JONES 6-3 228 5TH OHIO	Year 2024 Career	Rec. 8 61	Yds. 145 1,069	Yds./G 18.1 42.8	TD 1 7	Long 40 48	Year 2024 Career	Rec. 6 10	Yds. 116 121	TD 1 2(2)	NOTABLES - Tallied season-high 116 yards and one touchdown vs. BYU - Transferred to UCF from Ohio where he was a standout receiver for two seasons - Recorded 45 catches for 776 yards and six TDs in 2022
WR		9 JA'VARRIUS JOHNSON 5-10 180 5TH AUBURN	Year 2024 Career	Rec. 8 72	Yds. 40 1,154	Yds./G 5.7 27.5	TD 0 8	Long 13 56	Year 2024 Career	Rec. 3 6	Yds. 16 117	TD -- 1(8)	NOTABLES - Re-connects with Gus Malzahn at UCF with Kobe Hudson and Lee Hunter after five years at Auburn - 66 career receptions and 1,092 yards (27th in Auburn history)
		19 JARRAD BAKER 5-11 170 5TH	Year 2024 Career	Rec. 2 10	Yds. 5 60	Yds./G 0.6 1.3	TD 0 0	Long 4 19	Year 2024 Career	Rec. 2 4	Yds. 5 43	TD -- --	NOTABLES - One of the most tenured Knights on the roster, making his UCF debut in 2019 - Had career-performances versus West Virginia in '23 with four catches and 43 yards

LINE

LT		78 AMARI KIGHT 6-7 318 5TH ALABAMA	Year 2023 2024 Career	G/S 15/10 8/8 43/18	- Led UCF with 83.6 (OL) PFF grade - Athlon Sports B12 Preseason 4th-Team
		59 KEYON COX 6-5 280 R-FR.	Year 2023 2024 Career	G/S 1/0 2/0 3/0	- One appearance in '23 (Villanova) - Standout OT at Central HS in Ala.
LG		76 ADRIAN MEDLEY 6-5 305 5TH	Year 2023 2024 Career	G/S 8/6 8/8 22/14	- 74.0 rated pass blocker (PFF) - UCF 4-1 in games he started in '23
		62 JABARI BROOKS 6-3 335 R-SR. SAMFORD	Year 2023 2024 Career	G/S 11/11 4/0 41/31	- '23 Southern Conference First Team at Samford (started 11 games)
C		52 CADEN KITLER 6-3 295 R-SO.	Year 2023 2024 Career	G/S 5/2 7/7 13/9	- Rated 77.7 in pass blocking (PFF) - Started vs. Kansas St. and Baylor
		55 CAM KINNIE 6-3 315 R-JR. GEORGIA	Year 2023 2024 Career	G/S 3/0 7/1 14/1	- Seven appearances in '22 and '23 - '21 National Champion at Georgia
RG		72 MARCELLUS MARSHALL 6-5 310 SR. KENT STATE	Year 2023 2024 Career	G/S 13/11 8/8 38/31	- Named one of four team captains - 2nd Team All-Big 12 (CFN)
		77 KEEGAN SMITH 6-3 314 R-JR. C. MICHIGAN	Year 2023 2024 Career	G/S 11/11 8/0 31/15	- Starting LG at Central Michigan, also started at RG in '23 (11 starts in '23)
RT		69 PAUL RUBELT 6-10 330 R-SR.	Year 2023 2024 Career	G/S 13/0 8/8 45/8	- 81.7% pass blocker according to PFF - Named UCF's SAAC President
		59 KEYON COX 6-5 280 R-FR.	Year 2023 2024 Career	G/S 1/0 2/0 3/0	- One appearance in '23 (Villanova) - Standout OT at Central HS in Ala.

SPECIAL TEAMS

K



33

GRANT REDDICK

YEAR

2024

Career

FGM/A

5/5

5/5

FG%

100%

100%

LONG

38

38

PATM/A

8/8

8/8

PAT%

100%

100%

FG

2(2)

2(2)

PAT

5

5

HIGHS

2(2)


5

NOTABLES

- Connected from 38 yards vs. BYU, marking longest FG of the season and moving season total to five for five.

5-10 | 190 | R-FR.

P



40

MITCH MCCARTHY

YEAR

2024

Career

PUNTS

29

104

AVG

44.5

43.0

LONG

56

64

YDS

1,291

4,474

IN20

10

32

PUNT YDS

9

407

HIGHS

9


407

NOTABLES

- Recorded career-high 9 punts for 407 yards at Iowa State.

5-10 | 175 | JR.

PR



80

TRENT WHITEMORE

YEAR

2024

Career

ATT

4

4

YDS

18

18

TD

0

0

AVG/R

4.5

4.5

AVG/G

2.6

0.37

ATT

2

2

YDS

20

20

TD

--

--

HIGHS

2

20

--


NOTABLES

- Made 13 appearances and two starts (Kent St. and Baylor) in debut UCF campaign

- Transferred from Florida after four seasons (native of Gainesville, Fla.) where he collected 33 receptions, 425 yards and two TDs

6-4 | 211 | R-SR. | FLORIDA

H



40

MITCH MCCARTHY

YEAR

2024

Career

FGM/A

5/5

5/5

FG%

100%

100%

LONG

38

38

PATM/A

8/8

8/8

PAT%

100%

100%

FG

2(2)

2(2)

PAT

5

5

HIGHS

2(2)


5

NOTABLES

- Going on third year as holder for junior Colton Boomer (Australia native)

6-5 | 214 | JR.

P



40

MITCH MCCARTHY

YEAR

2024

Career

PUNTS

29

104

AVG

44.5

43.0

LONG

56

64

YDS

1,291

4,474

IN20

10

32

PUNT YDS

9

407

HIGHS

9


407

NOTABLES

- Recorded career-high 9 punts for 407 yards at Iowa State.

5-10 | 175 | JR.

KR



7

RJ HARVEY

YEAR

2024

Career

ATT

2

6

YDS

37

98

TD

0

0

AVG/R

18.5

16.3

AVG/G

5.3

2.7

ATT

1(2)

1(2)

YDS

20

20

TD

--

--

HIGHS

1(2)

20

--






















NOTABLES

- Recorded second-most rushing yards in a game (196) at Iowa State and became the fourth player in program history to surpass 3,000 rushing yards.

- Third in program history in rushing yards (3,105) and fourth in touchdowns (34)

5-9 | 208 | 5TH | VIRGINIA

DEFENSE

DE		51	MALACHI LAWRENCE 6-4 243 R-JR.	<div> <div>Year</div> <div>2024</div> <div>T/S/A</div> <div>11/8/3</div> </div> <div> <div>TFL</div> <div>3</div> </div> <div> <div>SACK</div> <div>2</div> </div> <div> <div>FF</div> <div>0</div> </div> <div> <div>PDEF</div> <div>1</div> </div>	<div> <div>Year</div> <div>2024</div> <div>TOTAL</div> <div>4</div> </div> <div> <div>TFL</div> <div>2</div> </div> <div> <div>SACK</div> <div>1(2)</div> </div>	<div> <div>NOTABLES</div> <ul style="list-style-type: none"> - Honorable Mention DL pick on All-Big 12 team, chosen by league's head coaches - Registered 10.5 tackles for loss and ranked fifth in Big 12 in sacks per game (0.58) - Tabbed to Athlon Sports and Phil Steele Preseason All-Big 12 First Team's </div>
		6	ISAIAH NIXON 6-4 215 R-FR.	<div> <div>Year</div> <div>2024</div> <div>T/S/A</div> <div>8/4/4</div> </div> <div> <div>TFL</div> <div>1</div> </div> <div> <div>SACK</div> <div>1</div> </div> <div> <div>FF</div> <div>0</div> </div> <div> <div>PDEF</div> <div>0</div> </div>	<div> <div>Year</div> <div>2024</div> <div>TOTAL</div> <div>3</div> </div> <div> <div>TFL</div> <div>1</div> </div> <div> <div>SACK</div> <div>1</div> </div>	<div> <div>NOTABLES</div> <ul style="list-style-type: none"> - Registered first-career solo sack and TFL vs. Cincinnati - Appeared in two games for the Knights in '23 and made debut vs. Kent State - Four-star DE from Lakewood High School in St. Petersburg, Fla. </div>
DT		2	LEE HUNTER 6-4 320 R-JR. AUBURN	<div> <div>Year</div> <div>2024</div> <div>T/S/A</div> <div>27/13/14</div> </div> <div> <div>TFL</div> <div>5</div> </div> <div> <div>SACK</div> <div>1</div> </div> <div> <div>FF</div> <div>0</div> </div> <div> <div>PDEF</div> <div>0</div> </div>	<div> <div>Year</div> <div>2024</div> <div>TOTAL</div> <div>6</div> </div> <div> <div>TFL</div> <div>2</div> </div> <div> <div>SACK</div> <div>1</div> </div>	<div> <div>NOTABLES</div> <ul style="list-style-type: none"> - Tabbed to the Preseason All-Big 12 Team and Bednarik Award Watch List - Honorable Mention DL pick on '23 All-Big 12 Team, voted on by league's coaches - Led DTs in the nation for the most tackles (69) according to PFF </div>
		44	MATTHEW ALEXANDER 6-3 280 R-JR.	<div> <div>Year</div> <div>2024</div> <div>T/S/A</div> <div>21/11/10</div> </div> <div> <div>TFL</div> <div>2</div> </div> <div> <div>SACK</div> <div>0</div> </div> <div> <div>FF</div> <div>0</div> </div> <div> <div>PDEF</div> <div>0</div> </div>	<div> <div>Year</div> <div>2024</div> <div>TOTAL</div> <div>4(2)</div> </div> <div> <div>TFL</div> <div>1(2)</div> </div> <div> <div>SACK</div> <div>--</div> </div>	<div> <div>NOTABLES</div> <ul style="list-style-type: none"> - Appeared in all 13 games for the Knights in '23 and registered 16 tackles - Made four tackles in start vs. Oklahoma State - Tallied one sack and TFL in '23 </div>
DT		5	RICKY BARBER 6-3 295 5TH WKU	<div> <div>Year</div> <div>2024</div> <div>T/S/A</div> <div>20/10/10</div> </div> <div> <div>TFL</div> <div>2</div> </div> <div> <div>SACK</div> <div>1</div> </div> <div> <div>FF</div> <div>0</div> </div> <div> <div>PDEF</div> <div>0</div> </div>	<div> <div>Year</div> <div>2024</div> <div>TOTAL</div> <div>4(3)</div> </div> <div> <div>TFL</div> <div>1.5</div> </div> <div> <div>SACK</div> <div>1</div> </div>	<div> <div>NOTABLES</div> <ul style="list-style-type: none"> - Tabbed to the Athlon Sports Preseason Fourth-Team All-Big 12 - Started 10 games for the Knights in '23 and recorded 18 tackles and two TFLs - First-Team All-AAC selection in 2022 according to league coaches, PFF and Phil Steele </div>
		15	DAYLAN DOTSON 6-3 255 R-SR. UT-MARTIN	<div> <div>Year</div> <div>2024</div> <div>T/S/A</div> <div>21/13/8</div> </div> <div> <div>TFL</div> <div>7</div> </div> <div> <div>SACK</div> <div>3</div> </div> <div> <div>FF</div> <div>1</div> </div> <div> <div>PDEF</div> <div>1</div> </div>	<div> <div>Year</div> <div>2024</div> <div>TOTAL</div> <div>13</div> </div> <div> <div>TFL</div> <div>2.5</div> </div> <div> <div>SACK</div> <div>2</div> </div>	
DE		11	NYJALIK KELLY 6-5 250 JR. MIAMI	<div> <div>Year</div> <div>2024</div> <div>T/S/A</div> <div>30/15/15</div> </div> <div> <div>TFL</div> <div>4</div> </div> <div> <div>SACK</div> <div>2</div> </div> <div> <div>FF</div> <div>2</div> </div> <div> <div>PDEF</div> <div>1</div> </div>	<div> <div>Year</div> <div>2024</div> <div>TOTAL</div> <div>7(2)</div> </div> <div> <div>TFL</div> <div>1.5</div> </div> <div> <div>SACK</div> <div>1(1)</div> </div>	<div> <div>NOTABLES</div> <ul style="list-style-type: none"> - Tallied a career-high seven tackles and 1.5 TFLs vs. Cincinnati - Joined former Hurricane teammate Jacurri Brown from Miami ahead of '24 - Played in 17 games for Miami in '22 and '23 </div>
		99	JAMAAL JOHNSON 6-2 250 R-SO.	<div> <div>Year</div> <div>2024</div> <div>T/S/A</div> <div>7/4/3</div> </div> <div> <div>TFL</div> <div>2</div> </div> <div> <div>SACK</div> <div>1</div> </div> <div> <div>FF</div> <div>0</div> </div> <div> <div>PDEF</div> <div>0</div> </div>	<div> <div>Year</div> <div>2024</div> <div>TOTAL</div> <div>3</div> </div> <div> <div>TFL</div> <div>1(2)</div> </div> <div> <div>SACK</div> <div>1</div> </div>	<div> <div>NOTABLES</div> <ul style="list-style-type: none"> - Tallied season-high three tackles and first career sack and TFL vs. Cincinnati - Recorded 10 appearances between '22 and '23 in Black and Gold - Made one tackle in 2022 Military Bowl versus Duke </div>
WILL		3	DESHAWN PACE 6-2 220 5TH CINCINNATI	<div> <div>Year</div> <div>2024</div> <div>T/S/A</div> <div>38/28/10</div> </div> <div> <div>TFL</div> <div>2</div> </div> <div> <div>SACK</div> <div>0</div> </div> <div> <div>PDEF</div> <div>1</div> </div> <div> <div>INT</div> <div>2</div> </div>	<div> <div>Year</div> <div>2024</div> <div>TOTAL</div> <div>11</div> </div> <div> <div>TFL</div> <div>1(2)</div> </div> <div> <div>INT</div> <div>1(2)</div> </div>	<div> <div>NOTABLES</div> <ul style="list-style-type: none"> - Recorded season-high 11 tackles and two big stops to set up game-winning drive at TCU - Tabbed to Athlon Sports and Phil Steele Preseason All-Big 12 Second Team's - Honorable Mention All-Big 12 selection in '23 (80 tackles led Cincinnati) </div>
		24	XE'REE ALEXANDER 6-2 215 SO. IDAHO	<div> <div>Year</div> <div>2024</div> <div>T/S/A</div> <div>36/17/19</div> </div> <div> <div>TFL</div> <div>4</div> </div> <div> <div>SACK</div> <div>0</div> </div> <div> <div>PDEF</div> <div>0</div> </div> <div> <div>INT</div> <div>0</div> </div>	<div> <div>Year</div> <div>2024</div> <div>TOTAL</div> <div>12(2)</div> </div> <div> <div>TFL</div> <div>2.5(2)</div> </div> <div> <div>INT</div> <div>1(8)</div> </div>	
MIKE		32	ETHAN BARR 6-3 245 5TH VANDERBILT	<div> <div>Year</div> <div>2024</div> <div>T/S/A</div> <div>37/17/20</div> </div> <div> <div>TFL</div> <div>1.5</div> </div> <div> <div>SACK</div> <div>0</div> </div> <div> <div>PDEF</div> <div>1</div> </div> <div> <div>INT</div> <div>0</div> </div>	<div> <div>Year</div> <div>2024</div> <div>TOTAL</div> <div>8</div> </div> <div> <div>TFL</div> <div>1</div> </div> <div> <div>INT</div> <div>--</div> </div>	<div> <div>NOTABLES</div> <ul style="list-style-type: none"> - Named one of four team captains prior to first season with the Knights - Team Captain in both '22 and '23 at Vanderbilt where he started at LB - Recorded at least two tackles in each game in '23 </div>
		14	JESIAH PIERRE 6-2 246 5TH TEXAS TECH	<div> <div>Year</div> <div>2024</div> <div>T/S/A</div> <div>25/11/14</div> </div> <div> <div>TFL</div> <div>2.5</div> </div> <div> <div>SACK</div> <div>0</div> </div> <div> <div>PDEF</div> <div>1</div> </div> <div> <div>INT</div> <div>0</div> </div>	<div> <div>Year</div> <div>2024</div> <div>TOTAL</div> <div>6</div> </div> <div> <div>TFL</div> <div>1.5</div> </div> <div> <div>INT</div> <div>--</div> </div>	<div> <div>NOTABLES</div> <ul style="list-style-type: none"> - Honorable Mention All-Big 12 pick at LB in '23 with Texas Tech - Ranked fourth in tackles on team with 66, along with 1.5 TFL and a half-sack in '23 - Tallied team-high 13 tackles in regular-season finale at Texas </div>
NICKEL		4	BRAEDEN MARSHALL 5-10 175 SO.	<div> <div>Year</div> <div>2024</div> <div>T/S/A</div> <div>22/11/5</div> </div> <div> <div>TFL</div> <div>3</div> </div> <div> <div>SACK</div> <div>0</div> </div> <div> <div>PDEF</div> <div>3</div> </div> <div> <div>INT</div> <div>1</div> </div>	<div> <div>Year</div> <div>2024</div> <div>TOTAL</div> <div>5</div> </div> <div> <div>TFL</div> <div>2</div> </div> <div> <div>INT</div> <div>1</div> </div>	<div> <div>NOTABLES</div> <ul style="list-style-type: none"> - Recorded second-career interception for 70 yards at Iowa State - Led the Knights with a career-high two TFLs vs. New Hampshire - Started three games (Cincinnati, Texas Tech, Houston) and appeared in all 13 in '23 </div>
		0	BJ ADAMS 6-3 190 SR.	<div> <div>Year</div> <div>2024</div> <div>T/S/A</div> <div>13/9/4</div> </div> <div> <div>TFL</div> <div>1</div> </div> <div> <div>SACK</div> <div>0</div> </div> <div> <div>PDEF</div> <div>2</div> </div> <div> <div>INT</div> <div>2</div> </div>	<div> <div>Year</div> <div>2024</div> <div>TOTAL</div> <div>4</div> </div> <div> <div>TFL</div> <div>1(2)</div> </div> <div> <div>INT</div> <div>1(2)</div> </div>	<div> <div>NOTABLES</div> <ul style="list-style-type: none"> - Recorded first career pick-six and second interception of '24 at Iowa State - Tabbed to Athlon Sports Preseason All-Big 12 Fourth Team - Started in 10 games and appeared in all 13 for the Knights in '23 </div>
CB		27	CHASEN JOHNSON 6-1 180 FR.	<div> <div>Year</div> <div>2024</div> <div>T/S/A</div> <div>7/7/0</div> </div> <div> <div>TFL</div> <div>--</div> </div> <div> <div>SACK</div> <div>--</div> </div> <div> <div>PDEF</div> <div>2</div> </div> <div> <div>INT</div> <div>--</div> </div>	<div> <div>Year</div> <div>2024</div> <div>TOTAL</div> <div>4</div> </div> <div> <div>TFL</div> <div>1</div> </div> <div> <div>INT</div> <div>--</div> </div>	<div> <div>NOTABLES</div> <ul style="list-style-type: none"> - Tallied first-career blocked PAT and first by a Knight since '23 - Made collegiate debut at Florida, getting snaps at cornerback and recorded a tackle and TFL </div>
		20	MAC MCWILLIAMS 5-10 185 R-SR. UAB	<div> <div>Year</div> <div>2024</div> <div>T/S/A</div> <div>21/17/4</div> </div> <div> <div>TFL</div> <div>4</div> </div> <div> <div>SACK</div> <div>0</div> </div> <div> <div>PDEF</div> <div>1</div> </div> <div> <div>INT</div> <div>1</div> </div>	<div> <div>Year</div> <div>2024</div> <div>TOTAL</div> <div>6</div> </div> <div> <div>TFL</div> <div>1</div> </div> <div> <div>INT</div> <div>1</div> </div>	<div> <div>NOTABLES</div> <ul style="list-style-type: none"> - Recorded second-career interception and first with UCF vs. Sam Houston - Team captain at UAB last season - Started all 12 games for the Blazers </div>
S		7	ANTIONE JACKSON 6-1 175 SO. EAST CAROLINA	<div> <div>Year</div> <div>2024</div> <div>T/S/A</div> <div>12/7/5</div> </div> <div> <div>TFL</div> <div>0.5</div> </div> <div> <div>SACK</div> <div>0</div> </div> <div> <div>PDEF</div> <div>3</div> </div> <div> <div>INT</div> <div>1</div> </div>	<div> <div>Year</div> <div>2024</div> <div>TOTAL</div> <div>5</div> </div> <div> <div>TFL</div> <div>1(2)</div> </div> <div> <div>INT</div> <div>1</div> </div>	<div> <div>NOTABLES</div> <ul style="list-style-type: none"> - Registered second-career interception vs. New Hampshire in season opener - Played in 10 games and started three at East Carolina last season - Had 19 tackles, three pass breakups and one interception </div>
		9	SHELDON ARNOLD 6-1 191 5TH ETSU	<div> <div>Year</div> <div>2024</div> <div>T/S/A</div> <div>33/24/9</div> </div> <div> <div>TFL</div> <div>1</div> </div> <div> <div>SACK</div> <div>0</div> </div> <div> <div>PDEF</div> <div>0</div> </div> <div> <div>INT</div> <div>1</div> </div>	<div> <div>Year</div> <div>2024</div> <div>TOTAL</div> <div>7(2)</div> </div> <div> <div>TFL</div> <div>--</div> </div> <div> <div>INT</div> <div>1</div> </div>	<div> <div>NOTABLES</div> <ul style="list-style-type: none"> - Secured eighth-career interception and first with UCF vs. Sam Houston - Tabbed an FCS All-American at ETSU - Recorded 87 tackles, nine TFLs, four interceptions and three fumble recoveries </div>
S		10	QUADRIC BULLARD 6-0 175 5TH	<div> <div>Year</div> <div>2024</div> <div>T/S/A</div> <div>41/23/18</div> </div> <div> <div>TFL</div> <div>0</div> </div> <div> <div>SACK</div> <div>0</div> </div> <div> <div>PDEF</div> <div>0</div> </div> <div> <div>INT</div> <div>0</div> </div>	<div> <div>Year</div> <div>2024</div> <div>TOTAL</div> <div>10</div> </div> <div> <div>TFL</div> <div>--</div> </div> <div> <div>INT</div> <div>--</div> </div>	<div> <div>NOTABLES</div> <ul style="list-style-type: none"> - Tallied career-high 10 tackles at Iowa State last week - Started seven games for UCF last season and played in every game - Recorded an interception at Oklahoma in '23 </div>
		13	LADARIUS TENNISON 5-10 200 5TH OLE MISS	<div> <div>Year</div> <div>2024</div> <div>T/S/A</div> <div>21/13/8</div> </div> <div> <div>TFL</div> <div>1</div> </div> <div> <div>SACK</div> <div>0</div> </div> <div> <div>PDEF</div> <div>2</div> </div> <div> <div>INT</div> <div>1</div> </div>	<div> <div>Year</div> <div>2024</div> <div>TOTAL</div> <div>7(2)</div> </div> <div> <div>TFL</div> <div>1(2)</div> </div> <div> <div>INT</div> <div>1</div> </div>	<div> <div>NOTABLES</div> <ul style="list-style-type: none"> - Tallied first-career interception vs. Cincinnati - Recorded a blocked punt and safety vs. New Hampshire in Knights debut - Tabbed an All-SEC Special Teamer of the Year by College Football Network </div>
		10	QUADRIC BULLARD 6-0 175 5TH	<div> <div>Year</div> <div>2024</div> <div>T/S/A</div> <div>41/23/18</div> </div> <div> <div>TFL</div> <div>0</div> </div> <div> <div>SACK</div> <div>0</div> </div> <div> <div>PDEF</div> <div>0</div> </div> <div> <div>INT</div> <div>0</div> </div>	<div> <div>Year</div> <div>2024</div> <div>TOTAL</div> <div>10</div> </div> <div> <div>TFL</div> <div>--</div> </div> <div> <div>INT</div> <div>--</div> </div>	<div> <div>NOTABLES</div> <ul style="list-style-type: none"> - Tallied career-high 10 tackles at Iowa State last week - Started seven games for UCF last season and played in every game - Recorded an interception at Oklahoma in '23 </div>

GUS MALZAHN | HEAD COACH • FOURTH SEASON



Hometown
Fort Smith, Arkansas

Education
Henderson State, 1990

Family
Wife - Kristi
Children - Kylie and Kenzie

Head Coaching Record

Year	School	Record
2012	Arkansas State	9-3
2013	Auburn	12-2
2014	Auburn	8-5
2015	Auburn	7-6
2016	Auburn	8-5
2017	Auburn	10-4
2018	Auburn	8-5
2019	Auburn	9-4
2020	Auburn	6-4
2021	UCF	9-4
2022	UCF	9-5
2023	UCF	6-7
2024	UCF	3-5
Total	13 Seasons	104-59

Bowl Games

2014	BCS Championship
2015	Outback Bowl
2015	Birmingham Bowl
2017	Sugar Bowl
2018	Chick-fil-A Peach Bowl
2018	Music City Bowl
2020	Outback Bowl
2021	Gasparilla Bowl
2022	Military Bowl
2023	Gasparilla Bowl

Coaching Experience

2021-present	UCF (HC)
2013-20	Auburn (HC)
2012	Arkansas State (HC)
2009-11	Auburn (OC/QBs)
2007-08	Tulsa (Asst. HC/Co-OC/QBs)
2006	Arkansas (OC/WRs)
2001-05	Springdale HS (Ark.) Head Coach
1996-2000	Shiloh HS (Ark.) Head Coach
1991-95	Hughes HS (Ark.) DC (1991), HC (1992-95)



Gus Malzahn was named the ninth head coach in UCF football history on Feb. 15, 2021. He has long been known as one of college football's great offensive innovators, and over his 18 seasons as a coordinator and head coach at the collegiate level, he has the resume to prove it.

Malzahn, now 104-59 (.638) in 13 seasons overall as a head coach, has guided his teams to eight conference championship game appearances, including a pair of SEC Championships at Auburn (2010, 2013) and a Sun Belt Championship at Arkansas State in 2012.

He was the first head coach to implement the "Hurry-Up, No Huddle" offense in the SEC at Auburn in 2009, and his offensive philosophy and strategies have since been implemented by most collegiate programs, in addition to several NFL teams.

In nine of Malzahn's 18 seasons as a head coach or coordinator, his teams have been ranked in the Top 20 in total offense and/or rushing offense, including seven seasons in the Top 10. His 2022 and 2023 UCF teams finished the season ninth and fifth, respectively, in rushing offense, including eighth overall in total offense last season. Malzahn has produced 16 1,000-yard rushers in his career, including RJ Harvey in 2023, Tre Mason (1,816) and Nick Marshall (1,068) in 2013 and Cameron-Artis Payne (1,608) in 2014. Malzahn's Auburn teams still hold SEC Championship game records for points scored (59), total offense (677 yards), rushing yards (545), individual rushing yards (304), individual rushing TDs (4), individual receiving yds (217) and largest margin of victory (39).

Malzahn's first three seasons as UCF head football coach in 2021, 2022 and 2023 have featured three consecutive postseason bowl invitations (now 12 straight for teams coached by Malzahn and eight straight for UCF), overall nine-win marks in 2021 and 2022—plus a 2022 conference title-game qualification—as his Knight teams have injected themselves onto the list of elite collegiate programs.

Malzahn, who spent one year as a head coach in the Sun Belt Conference, eight years in the high-powered Southeastern Conference and two years in the American Athletic Conference, coached his first season in the Big 12 Conference in 2023.

Highlighted by a 45-3 late-season triumph over 15th-ranked Oklahoma State, Malzahn's Knights defeated two teams that played in 2023 conference championship games—the Cowboys (Big 12) and Boise State (Mountain West). UCF's initial year in the Big 12 saw them qualify for a Gasparilla Bowl matchup with Georgia Tech.

His UCF crew in 2023 ranked among the nation's top offensive units—standing fourth in the country in rushing (233.2 yards

per game) and seventh in total offense (492.2). In addition, the Knights allowed the fewest passing yards in the Big 12—with Knight players pacing the league in receiving yards per game (Javon Baker) and tackles for loss (Tre'mon Morris-Brash). UCF also ranked sixth in the country in third-down conversions at 50 percent and 10th in yards per pass completion (14.67).

Baker and Morris-Brash received first-team All-Big 12 recognition in voting by league coaches—while senior linebacker Jason Johnson made the second team after his third straight season with 100-plus tackles and Harvey (1,296 regular-season yards and 16 rushing touchdowns) became a Doak Walker Award semifinalist.

UCF's impressive win against Big 12 runner-up Oklahoma State marked the 100th by Malzahn while coaching FBS programs—making him the first coach in college football history to win 100-plus games at both the high school level as well as while coaching at FBS institutions.

His 2022 squad produced significant regular-season victories over ranked Cincinnati and Tulane squads—followed by an appearance in the AAC Championship Game for the first time since 2018. In 2021 Malzahn's unit finished with six wins in the Knights' final seven games, a 29-17 Gasparilla Bowl triumph over Florida, a perfect 7-0 home record—and an eye-opening response to a parade of injuries to key personnel.

The Knights in 2022 excelled on both sides of the line of scrimmage. UCF finished among the national leaders on offense while also leading the nation in red-zone defense much of the season. Malzahn's team also ranked 11th in first downs, 13th in fumbles recovered to pace the league.

In 2022 UCF ranked second in the AAC in total offense and rushing. The improved Knight attack jumped 50 spots in the NCAA rankings in total offense, 19 in rushing, 34 in passing and six in scoring. The Knights also had 14 All-AAC first- or second-team selections while cornerback Davonte Brown was named the AAC Cornerback of the Year by Pro Football Network.

Malzahn's Knights began the 2021 season by recording the latest comeback victory in UCF history in a 36-31 triumph over Boise State. His first team in Orlando prospered by pulling out three other wins by four-point margins and playing six games overall decided by a touchdown or less—with two UCF defeats coming by a combined 11 points. In recognition of his efforts, Malzahn was named one of three finalists for the Steve Spurrier Award presented by the Football Writers Association of America to the best head coach in his first year at a school.

That season UCF ranked seventh nationally in team pass efficiency defense (after ranking 104th in that NCAA statistical

category the previous year), while also showing dramatic improvement in several other statistical categories:

- An upgrade of 86 slots in passing yards allowed compared to 2020, while permitting 89.1 fewer passing yards in 2021
- An improvement of 70 slots in total defense, while allowing 122.5 fewer yards per game compared to the previous season

In eight years as head football coach at Auburn, Malzahn led the Tigers to an SEC Championship, two SEC West Division titles and six New Year's Day bowl selections to go with those eight postseason appearances.

The 2013 Bear Bryant, Bobby Bowden, Eddie Robinson, Home Depot, Sporting News, SB Nation, Liberty Mutual and Associated Press National Coach of the Year, Malzahn earned SEC Coach-of-the-Year honors that season after guiding Auburn to the biggest turnaround in SEC history. He led the Tigers to a 12-2 record and one of the most memorable seasons in school history in 2013, with historic wins over Georgia and top-ranked Alabama and a record-setting SEC Championship Game win over fifth-ranked Missouri. He became just the third coach in SEC history to win an SEC title in his first year at a school.

The 34-28 victory over top-rated Alabama in 2013 came on a memorable 100-yard "Kick-6" return of a Tide missed field goal on the final play of the game. Malzahn's Tiger squads also defeated seventh-ranked Texas A&M in 2013, seventh-rated Ole Miss in 2014, second-ranked Georgia and top-rated Alabama in 2017 and fifth-ranked Alabama in 2019.

After his eight seasons at Auburn, Malzahn qualified as the second-longest tenured head coach at one school in the SEC and he remains one of only a handful of active FBS head coaches to take a team to a national championship game. During his time with the Tigers, Auburn was one of only three SEC schools to play in multiple SEC Championships games and play for a national championship.

Malzahn has produced 16 1,000-yard rushers in 18 seasons as a college coach, including Harvey in 2023 for UCF, Heisman Trophy finalist Tre Mason (1,816) and Nick Marshall (1,068) in 2013 and Cameron-Artis Payne (1,608) in 2014. Kamryn Pettway ran for 1,123 yards in 2016 (despite missing significant time with injuries) and Kerryon Johnson led the SEC with 1,320 yards in 2017.

On three occasions, Malzahn has had two 1,000-yard rushers in the same season: 2013 and 2010 (both Auburn) and 2006 (Arkansas). Malzahn has also coached five 1,000-yard receivers and three 3,000-yard passers. His 2007 Tulsa team had three 1,000-yard receivers.

During Malzahn's eight years at Auburn, the Tigers had the top rushing offense in the SEC, averaging 228.6 yards per game. In 2013, Auburn led the nation in rushing at 328.3 yards per game, the first SEC team to do so. Three of the top six team rushing totals in SEC history (2010, 2013, 2016) came under Malzahn's leadership. Auburn became just the second team in SEC history to gain more than 7,000 yards of total offense in a season in 2013, finishing the year with 7,018 yards (also Texas A&M in 2012).

The Tigers set a school record with 48 rushing TDs in 2013 and set a school record against SEC opponents with 677 yards of total offense versus Missouri in the 2013 SEC Championship Game.

Mason, the 2013 SEC Player of the Year, ranked

third in the nation with 23 TDs and sixth with 169.57 all-purpose yards per game. He also set Auburn single-season records for rushing yards and all-purpose yards (2,374).

In Malzahn's eight seasons at Auburn 32 players were selected in the National Football League Draft while 14 of his players were named All-Americans.

The Tigers faced the nation's most difficult schedule collectively during Malzahn's eight years at Auburn, facing 38 ranked opponents, including 21 in the top 10. Auburn was the nation's only program in 2016 to face both the No. 1- and No. 2-ranked programs and in 2017 it faced three of the four College Football Playoff semifinalists a total of four times, earning two wins.

Malzahn, who won the Broyles Award as the nation's top assistant coach in 2010 while helping the Tigers to the national title, returned to Auburn after serving as the head coach at Arkansas State in 2012 when he led the program to a 9-3 regular-season mark and the Sun Belt Conference title. In that role he worked hand in hand with current UCF vice president and director of athletics Terry Mohajir who was named the Red Wolves' vice chancellor and director of athletics in the middle of that 2012 season and remained in that role until coming to UCF in early 2021.

As offensive coordinator, Malzahn made an immediate impact during his tenure at Auburn, highlighted by a record-setting offense in 2010 when the Tigers finished 14-0 and claimed the school's first national title since 1957. Malzahn's arrival in 2009 and style of offense marked a drastic turnaround from the 2008 season when Auburn struggled offensively. In a two-year period, the Tigers improved from a tie for 110th to seventh in the nation in scoring offense (from 17.3 to 41.2) and from 104th to seventh in total offense.

The 2010 Auburn offense set nine school records while leading the SEC and finishing in the top 10 nationally in six statistical categories. Malzahn coached Heisman Trophy winner Cam Newton, who had one of the best single-season performances at the position in college football history. Newton threw for 2,908 yards and 30 TDs, while rushing for 1,586 yards and 20 TDs. Newton, the number-one overall selection in the 2011 NFL Draft, also won the Davey O'Brien, Manning and Maxwell awards.

During two seasons (2007-08) as assistant head coach and co-offensive coordinator at Tulsa, Malzahn's offenses were among the nation's finest, ranking first nationally in total offense. Tulsa's offense in 2007 established nine team and 12 individual school records. The 2008 Tulsa offense averaged 569.9 yards per game and was second nationally, averaging 47.2 points per games. Malzahn in 2006 spent one season at Arkansas as offensive coordinator, coaching Heisman Trophy runner-up Darren McFadden and helping the SEC West champion Razorbacks finish fourth nationally in rushing.

Malzahn's coaching career began in his home state of Arkansas at the high school level. In 14 seasons as a high school head coach, Malzahn led seven teams to the state championship game and won three titles. In July 2013, he was inducted into the Arkansas High School Sports Hall of Fame. After one year as defensive coordinator in 1991 he spent four years (1992-95) as head coach at Hughes (Arkansas) High School, five years in 1996-2000 as head coach at Shiloh (Arkansas) High School and five years (2001-05) as head coach at Springdale

PRODUCTIVE OFFENSES

Gus Malzahn was responsible for two of the four most productive offenses in SEC history: Auburn in 2013 (7,018 yards of total offense and Auburn in 2010 (6,989 yards of total offense).

50-POINT GAMES

Since the year 2000, in the eight years Malzahn was at Auburn, the Tigers posted 25 50-point games. In the 10 seasons without Malzahn, Auburn recorded just seven 50-point games. The Tigers recorded three 50-point games in a season four times with Malzahn as head coach (2013, 2016, 2018, 2019)

MALZAHN AT HOME

Malzahn now holds a record of 62-17 (.785) at home as a collegiate head coach. He was 5-1 in 2012 at Arkansas State, at Auburn went 8-0 in 2013, 6-1 in 2014, 3-4 in 2015, 6-2 in 2016, 7-0 in 2017, 5-2 in 2018, 6-1 in 2019 and 4-1 in 2020, finished 2021 with UCF 7-0, 5-2 in 2022, 4-2 in 2023 and 2-3 this season. He started his tenure at Auburn with 13 consecutive home victories.

NATIONAL COACH OF THE YEAR

Gus Malzahn earned multiple national coach of the year awards in 2013, including the Eddie Robinson Award, the Bobby Bowden Award, and the Bear Bryant Award, as well as national coach of the year honors from Home Depot, the Associated Press, Liberty Mutual, Sporting News, SB Nation, and USSA Amos Alonzo Stagg.

MALZAHN CHAMPIONSHIPS

Year	School	Championship
2013	Auburn	SEC
2013	Auburn	SEC West
2012	Arkansas State	Sun Belt
2010	Auburn	BCS
2010	Auburn	SEC
2010	Auburn	SEC West
2008	Tulsa	C-USA West
2007	Tulsa	C-USA West
2006	Arkansas	SEC West

(Arkansas) High School.

His overall record as a high school head coach was 144-36-1 (.798). He won two Arkansas 2A titles at Shiloh Christian (15-0 in both 1998 and 1999) and one 5A crown at Springdale (14-0 in 2005).

Born in Irving, Texas, Malzahn graduated from high school in Fort Smith, Arkansas, and played football at Arkansas (wide receiver in 1984-85) and Henderson State (receiver and punter in 1988-89), earning his bachelor's degree from Henderson State in 1990. As a player he helped the Razorbacks to the 1984 Liberty Bowl and the 1985 Holiday Bowl (a win over Arizona State).

Malzahn and his wife Kristi (Otwell) are parents of two daughters, Kylie (Collin) Peek and Kenzie (Charl) Stander.

Malzahn's full bio is available at UCFKnights.com



KNIGHTS SCORING DRIVES

New Hampshire

1st	#35 C.Boomer 25 yd FG	12 plays	61 yards	4:00
1st	#35 C.Boomer 44 yd FG	9 plays	22 yards	3:44
2nd	#1 K.Jefferson 3 yd rush (#35 C.Boomer kick)	1 yard	3 yards	0:05
2nd	SAFETY			
2nd	#7 R.Harvey 1 yd rush (#35 C.Boomer kick)	2 plays	61 yards	0:19
2nd	#7 R.Harvey 13 yd rush (#35 C.Boomer kick)	4 plays	80 yards	0:49
3rd	#22 M.Montgomery 49 yd pass from #1 K.Jefferson (#35 C.Boomer kick)	5 plays	88 yards	1:57
3rd	#13 P.Boone 59 yd rush (#35 C.Boomer kick)	3 plays	70 yards	1:05
3rd	#0 J.Richardson 22 yd pass from #1 K.Jefferson (#35 C.Boomer kick)	4 plays	63 yards	1:53
3rd	#22 M.Montgomery 25 yd rush (#35 C.Boomer kick)	2 plays	29 yards	0:43

Sam Houston

1st	#7 R.Harvey 19 yd rush (#35 C.Boomer kick)	12 plays	80 yards	6:37
1st	#7 R.Harvey 2 yd rush (#35 C.Boomer kick)	10 plays	76 yards	4:11
2nd	#35 C.Boomer 50 yd FG	11 plays	36 yards	5:14
2nd	#7 R.Harvey 22 yd rush (#35 C.Boomer kick)	10 plays	75 yards	4:42
3rd	#22 M.Montgomery 7 yd rush (#35 C.Boomer kick)	4 plays	42 yards	1:58
3rd	#7 R.Harvey 2 yd rush (#35 C.Boomer kick)	1 play	2 yards	0:04
4th	#13 P.Boone 3 yd rush (#35 C.Boomer kick)	8 plays	88 yards	2:49

at TCU

2nd	#7 R.Harvey 29 yd pass from #1 K.Jefferson (#35 C.Boomer kick)	7 plays	75 yards	3:26
3rd	#7 R.Harvey 1 yd rush (#35 C.Boomer kick blocked)	8 plays	75 yards	3:52
3rd	#2 K.Hudson 27 yd pass from #1 K.Jefferson (#35 C.Boomer kick)	3 plays	75 yards	1:02
4th	#7 R.Harvey 27 yd rush (#7 R.Harvey pass from #1 K.Jefferson)	10 plays	80 yards	3:47
4th	#2 K.Hudson 20 yd pass from #1 K.Jefferson (#35 C.Boomer kick)	10 plays	72 yards	2:38

Colorado

1st	#7 R.Harvey 75 yd pass from #1 K.Jefferson (#35 C.Boomer kick)	1 play	75 yards	0:11
2nd	#1 K.Jefferson 7 yd rush (#35 C.Boomer kick)	8 plays	68 yards	3:33
3rd	#3 X.Townsend 15 yd pass from #1 K.Jefferson (#35 C.Boomer kick)	3 plays	92 yards	1:20

at Florida

1st	#33 G.Reddick 27 yd FG	12 plays	65 yards	4:30
3rd	#33 G.Reddick 37 yd FG	14 plays	56 yards	8:28
4th	#7 R.Harvey 13 yd rush (#33 G.Reddick kick)	7 plays	82 yards	3:35

Cincinnati

2nd	#33 G.Reddick 22 yd FG	13 plays	93 yards	6:10
3rd	#2 K.Hudson 15 yd pass from #11 J.Brown (#33 G.Reddick kick)	10 plays	84 yards	4:06
4th	#33 G.Reddick 29 yd FG	9 plays	65 yards	3:28

at #9 Iowa State

1st	#11 J.Brown 6 yd rush (#33 G.Reddick kick)	6 plays	75 yards	2:43
2nd	#7 R.Harvey 80 yd rush (#33 G.Reddick kick)	1 play	80 yards	0:12
2nd	#0 B.Adams 63 yd interception return (#33 G.Reddick kick)			
3rd	#11 J.Brown 67 yd rush (#33 G.Reddick kick)	2 plays	69 yards	0:40
4th	#7 R.Harvey 1 yd rush (#33 G.Reddick kick)	1 play	1 yard	0:03

#11 BYU

2nd	#7 R.Harvey 2 yd rush (#33 G.Reddick kick)	4 plays	75 yards	1:11
2nd	#33 G.Reddick 38 yd FG	10 plays	67 yards	3:02
4th	#7 R.Harvey 5 yd rush (#10 D.Rizk rush)	4 plays	60 yards	1:29
4th	#16 J.Jones 29 yd pass from #10 D.Rizk (pass from #10 D.Rizk failed)	12 plays	89 yards	2:09

OFFENSIVE STARTERS

Opp.	LT	LG	C	RG	RT	QB	RB	WR	WR/RB	WR/TE	TE	K
New Hampshire	Kight	Medley	Kitler	Marshall	Rubelt	Jefferson	Harvey	Hudson	Townsend	Whittemore	Morris	Boomer
Sam Houston	Kight	Medley	Kitler	Marshall	Rubelt	Jefferson	Harvey	Hudson	Johnson	Pittman	Morris	Boomer
at TCU	Kight	Medley	Kitler	Marshall	Rubelt	Jefferson	Harvey	Hudson	Townsend	Pittman	Morris	Boomer
Colorado	Kight	Medley	Kitler	Marshall	Rubelt	Jefferson	Harvey	Hudson	Townsend	Whittemore	Pittman	Boomer
at Florida	Kight	Medley	Kitler	Marshall	Rubelt	Jefferson	Harvey	Hudson	Johnson	Whittemore	Pittman	Reddick
Cincinnati	Kight	Medley	Marshall	Kinnie	Rubelt	Colson	Harvey	Hudson	Johnson	Whittemore	Morris	Reddick
at #9 Iowa State	Kight	Medley	Kitler	Marshall	Rubelt	Brown	Harvey	Hudson	Johnson	Whittemore	Pittman	Reddick
#11 BYU	Kight	Medley	Kitler	Marshall	Rubelt	Brown	Harvey	Hudson	Richardson	Whittemore	Pittman	Reddick
Arizona												
at Arizona State												
at West Virginia												
Utah												

DEFENSIVE STARTERS

Opp.	DE	DT	DT	DE	MIKE	WILL	NICKEL/WILL	CB	S	S	CB	P
New Hampshire	Lawrence	Barber	Hunter	Kelly	Barr	Pace	Marshall	Adams	Arnold	Bullard	McWilliams	McCarthy
Sam Houston	Lawrence	Barber	Hunter	Kelly	Barr	Alexander	Marshall	Adams	Arnold	Bullard	McWilliams	McCarthy
at TCU	Lawrence	Barber	Alexander	Kelly	Barr	Pace	Marshall	Adams	Arnold	Bullard	McWilliams	McCarthy
Colorado	Lawrence	Alexander	Hunter	Kelly	Barr	Pace	Marshall	Adams	Tennison	Bullard	McWilliams	McCarthy
at Florida	Lawrence	Barber	Hunter	Kelly	Barr	Pace	Marshall	Adams	Tennison	Bullard	McWilliams	McCarthy
Cincinnati	Lawrence	Barber	Hunter	Kelly	Barr	Pace	Marshall	Adams	Tennison	Bullard	McWilliams	McCarthy
at 9 Iowa State	Lawrence	Barber	Hunter	Kelly	Barr	Pace	X. Alexander	Adams	Arnold	Tennison	McWilliams	McCarthy
#11 BYU	Lawrence	Barber	Alexander	Dotson	Barr	Pace	X. Alexander	Adams	Arnold	Bullard	Johnson	McCarthy
Arizona												
at Arizona State												
at West Virginia												
Utah												



Wide receiver Kobe Hudson (2) makes a leaping grab against Cincinnati.

THE LAST TIME

TEAM

UCF

OPPONENT

90+ offensive plays	Tulane (99)	10/24/20	at South Florida (93)	11/27/20
500+ of total offense	at TCU (519)	9/14/24	at Cincinnati (515)	11/4/23
600+ of total offense	New Hampshire (639)	8/29/24	vs. #13 BYU (655)	12/22/20
700+ of total offense	Kent State (723)	8/31/23	at Memphis (703)	10/17/20
500+ team passing yards	at Memphis (601)	10/17/20	South Florida (503)	11/24/17
Two players 100 yds passing	Florida A&M (B. Wimbush, 168; D. Gabriel, 127)	8/29/19	at Cincinnati (Gunner Kiel, 319; Hayden Moore, 154)	10/31/15
300+ team rushing yards	Sam Houston (384)	9/7/24	at Kansas (399)	10/7/23
Two players 100 yds rushing	vs. Florida (Isaiah Bowser, 155; Ryan O'Keefe, 110)	12/23/21	at Cincinnati (Kiner:114, R. Montgomery:113)	10/7/23
Two players 100 yds receiving	Temple (Kobe Hudson, 121; Ryan O'Keefe, 111)	10/13/22	---	---
100 rush, 100 rec, 300 pass	at Florida Atlantic	9/17/22	at South Florida	11/27/20
	John Rhys Plumlee (121 rushing)		Kelly Joiner (116 rushing), Brian Battie (102 rushing)	
	Alec Holler (115 receiving)		Bryce Miller (121 receiving)	
	John Rhys Plumlee (339 passing)		Jordan McCloud (404 passing)	
Three defensive scores	vs. Tulane (Drico Johnson - fum + int; Shaquill Griffin - int)	11/5/16	---	---
Recover onside kick	East Carolina	11/19/15	UAB	11/24/12
Record a safety	New Hampshire (Tennison, blocked punt)	8/29/24	Tulsa	10/3/20
Come from down 10 points	at TCU (21 points, 28-7)	9/14/24	Baylor (28 points, 35-7 to win 36-35)	9/30/23
Score on first play of game	Baylor (Richardson, 79-yard run)	9/30/23	---	---
Win on final snap of reg.	at Boise State (18-16, Colton Boomer, 40 FG)	9/9/23	vs. Penn State (Sam Ficken 36-yard field goal)	8/30/14
Convert two-point conv.	at TCU (Jefferson shovel pass to Harvey)	9/14/24	Baylor (Shapen pass to Nabors)	9/30/23

INDIVIDUAL

50+ passing attempts	Tulsa (Dillon Gabriel, 51)	10/3/20	at TCU (Josh Hoover, 52)	9/14/24
60+ passing attempts	---	---	Louisiana Tech (Tim Rattay, 64)	9/5/98
30+ completions	at Memphis (Dillon Gabriel, 35)	10/17/20	at TCU (Josh Hoover, 35)	9/14/24
40+ completions	---	---	Louisiana Tech (Tim Rattay, 46)	10/23/99
400+ yards passing	Tulane (Dillon Gabriel, 422)	10/24/20	at TCU (Josh Hoover, 402)	9/14/24
500+ yards passing	at Memphis (Dillon Gabriel, 601)	10/17/20	South Florida (Quinton Flowers, 503)	11/24/17
5+ passing touchdowns	Tulane (Dillon Gabriel, 5)	10/24/20	at Memphis (Brady White, 6)	10/17/20
6+ passing touchdowns	Liberty (Darin Hinshaw, 6)	11/6/93	at Memphis (Brady White, 6)	10/17/20
30+ rushing attempts	vs. Florida (Isaiah Bowser, 35)	12/23/21	at Memphis (Darrell Henderson, 31)	10/13/18
40+ rushing attempts	Memphis (Brynn Harvey, 42)	10/3/09	Eastern Michigan (Anthony Sherrell, 43)	11/8/03
150+ rushing yards	at TCU (RJ Harvey, 180)	9/14/24	at Kansas State (DJ Giddens, 4)	9/23/23
200+ rushing yards	Oklahoma State (RJ Harvey, 206)	11/11/23	at Kansas State (DJ Giddens, 4)	9/23/23
250+ rushing yards	vs. Tulsa (Kevin Smith, 284)	12/1/07	Akron (Mike Clark, 255)	9/27/86
4+ rushing touchdowns	Sam Houston (RJ Harvey, 4)	9/7/24	at Kansas State (DJ Giddens, 4)	9/23/23
5+ rushing touchdowns	---	---	Virginia Tech (Lee Suggs, 5)	11/11/00
150+ yards receiving	vs. Georgia Tech (Javon Baker, 173)	12/22/23	Baylor (Monaray Baldwin, 150)	9/30/23
200+ yards receiving	vs. Nevada (Brandon Marshall, 210)	12/24/05	South Florida (Tyre McCants, 227)	11/24/17
3+ receiving touchdowns	at South Florida (Jacob Harris, 3)	11/27/20	Memphis (Anthony Miller, 3)	12/2/17
4+ receiving touchdowns	Ohio (Doug Gabriel, 4)	11/30/02	Valdosta State (Darrien Teals, 4)	10/22/88
75-yard touchdown reception	Oklahoma State (Kobe Hudson, 75)	11/11/23	at Temple (Branden Mack, 75)	10/26/19
70-yard non-scoring reception	Temple (Jaylon Robinson, 70)	11/14/20	Austin Peay (Kyran Moore, 74)	10/28/17
50+ yard field goal	Sam Houston (Colton Boomer, 50)	9/7/24	vs. Marshall (J. Rohrwasser, 50)	12/23/19
4+ field goals	at Boise State (Colton Boomer, 4)	9/9/23	vs. LSU (Cole Tracy, 4)	1/1/19
5+ field goals	---	---	Southern Miss (Danny Hrapmann, 5)	11/12/11
2+ sacks	at Cincinnati (Morris-Brash: 2.5)	11/4/23	Cincinnati (Jared Bartlett, 2)	10/12/24
3+ sacks	at South Florida (Landon Woodson, 3)	11/27/20	Navy (John Marshall, 4)	11/19/22
3+ interceptions	---	---	at UConn (Andrew Adams, 3)	11/1/14
2+ interceptions	Oklahoma State (Demari Henderson)	11/11/23	Boise State (Tyric LeBeauf, 2)	9/2/21
Interception for TD	at Iowa State (BJ Adams, 63)	10/19/24	vs. Marshall (Micah Abraham, 75)	12/23/19
Fumble return for TD	Baylor (Demari Henderson, 87 yards)	9/30/23	Colorado (Cam'Ron Silmon-Craig, 95 yards)	9/28/24
Kickoff return for TD	USF (Mike Hughes, 95)	11/24/17	at Tulane (Stephon Hudson, 98)	11/23/19
Opening kickoff for TD	at Tulane (Quincy McDuffie, 95)	11/20/10	Pittsburgh (Lowell Robinson, 97)	10/13/06
70-yard punt	at Pittsburgh (Andrew Osteen, 71)	9/21/19	at Georgia Tech (Pressley Harvin III, 70)	9/19/20
Punt return for TD	at Pittsburgh (Otis Anderson, 87)	9/21/19	at Kansas (Trevor Wilson, 82)	10/7/23
Blocked punt for TD	Georgia Tech (2nd Qtr, Q. Bullard)	9/24/22	at Navy (Daniel Taylor, 0)	10/2/21
Blocked punt	New Hampshire (2nd Qtr, L. Tennison)	8/29/24	South Carolina State (3rd Qtr, Zanjerri Dunham)	9/1/22
Blocked field goal	at Florida Atlantic (3rd Qtr, K. Hester)	9/17/22	at TCU (2nd Qtr, LaMareon James)	9/14/24
Blocked extra point	at Iowa State (3rd Qtr, C Johnson)	10/19/24	at TCU (3rd Qtr, Bud Clark)	9/14/24

BOLD indicates play or game from 2024 season

UCF Runs Past New Hampshire in Season Opener, 57-3



Scoring Summary report
New Hampshire vs UCF (Aug 29, 2024)
New Hampshire (0-1) vs UCF (1-0)

Date: Aug 29
Site: Orlando
Stadium: FBC Mortgage Stadium
Attendance

SCORE BY QUARTERS

Team	1st	2nd	3rd	4th	Total
New Hampshire	0	3	0	0	3
UCF	6	23	28	0	57

SCORING SUMMARY

Qtr	Time	Scoring Play
1st	10:55	UCF - #35 C.Boomer 25 yd FG, 12-61, 04:00
1st	04:56	UCF - #35 C.Boomer 44 yd FG, 9-22, 03:44
2nd	14:45	UCF - #1 K.Jefferson 3 yd rush (#35 C.Boomer kick), 1-3, 00:05
2nd	13:12	UCF - SAFETY, 01:33
2nd	09:40	UCF - #7 R.Harvey 1 yd rush (#35 C.Boomer kick), 2-61, 00:19
2nd	04:31	UNH - #37 N.Mazzie 38 yd FG, 8-55, 05:09
2nd	00:43	UCF - #7 R.Harvey 13 yd rush (#35 C.Boomer kick), 4-80, 00:49
3rd	09:15	UCF - #22 M.Montgomery 49 yd pass from #1 K.Jefferson (#35 C.Boomer kick), 5-88, 01:57
3rd	06:39	UCF - #13 P.Boone 59 yd rush (#35 C.Boomer kick), 3-70, 01:05
3rd	03:05	UCF - #0 J.Richardson 22 yd pass from #1 K.Jefferson (#35 C.Boomer kick), 4-63, 01:53
3rd	01:28	UCF - #22 M.Montgomery 25 yd rush (#35 C.Boomer kick), 2-29, 00:43

TIME DETAILS

Kickoff time: 07:02 PM
End of Game: 10:26 PM
Total elapsed: 03:23

OFFICIALS

Referee: Cravonne Barrett
Umpire: Rick Podraza
Linesman: Kirk Mattson

ORLANDO – After ranking among the nation’s top 10 in rushing offense the past two seasons, the UCF football program is poised to have another strong year on the ground in 2024. The Knights rushed for 454 yards, the second most in program history, Thursday night en route to a 57-3 victory against New Hampshire in the season opener at FBC Mortgage Stadium.

Additionally, UCF’s 8.4 rushing yards per carry are the second most in a single game in program history. The Black and Gold had eight different players carry the football in the contest with five Knights rushing for at least 40 yards. UCF had 14 rushes of 10 yards or more, headlined by a 60-yard rush from running back RJ Harvey.

“I’m proud of our team,” said UCF head coach Gus Malzahn. “Taking care of business with a convincing win. Looking at the game, I just told the players the thing that stood out to me is only three penalties. We’ve been really focused on not beating ourselves.

“Defensively, we played a big-time game. I think [Deshawn] Pace’s Interception, that was the one that really turned the game into being able to breathe a little bit. [Ladarius] Tennison had the block punt right there. I mean, he was one of the better special teams players in college football last year, and it showed. Xavier Townsend was big time in the return game.”

In addition to the offense, the Knights’ defense was stellar throughout the contest limiting the Wildcats to just nine first downs. UCF’s aggressive defense forced two interceptions, as linebacker Deshawn Pace swung the momentum in the Knights’ favor early in the second quarter when he jumped in front of Seth Morgan’s pass for his sixth career pick.

Following a pair of Colton Boomer field goals in the first half, Pace nearly recorded a pick six as he was knocked out of bounds at the three-yard line after a 37-yard return. One play later, quarterback KJ Jefferson found the end zone for the Knights’ first touchdown of the season to give UCF a 13-0 lead.

Tabbed as one of the top special teams players in the country by College Football Network last season, Ladarius Tennison raced through the middle of the UNH punt unit to block the attempt and it was recovered by the Wildcats in the endzone for a safety.

From there, the Black and Gold scored 23 points in the second quarter to own a 29-3 lead at halftime behind a pair of rushing TDs from Harvey. The 2024 Doak Walker Award Preseason Watch List selection surpassed 100 yards rushing for the third consecutive game dating back to last season and the ninth time in his career. The Orlando native finished with 11 carries for 142 yards, averaging 12.9 yards per rush – second most by an individual in program history.

Following the intermission, UCF forced four consecutive punts to pull away from the Wildcats with 28 points in the third quarter. Making his debut in the Black and Gold, Myles Montgomery notched his first career receiving touchdown on a 49-yard catch from KJ Jefferson. His backfield mate, Peny Boone found the endzone a few minutes with a 59-yard scamper to push the Knights’ advantage to 43-3.

Boone had seven rushes for 81 yards and Montgomery logged 77 yards on eight rushes. Johnny Richardson pitched in with 40 rushing yards and a 22-yard touchdown reception.

Sophomore Antione Jackson came up with the Knights’ second interception of the day and Montgomery quickly turned it into six points for UCF, scoring from 25 yards out. It marked the first time he’s scored a touchdown on the ground and receiving in the same game in his career. Pace led the defense with five tackles, including three solo, while Braeden Marshall had a great game with four tackles, including two tackles for loss and a pass breakup. Mac McWilliams notched four tackles with a TFL.

GAME SUMMARIES - V3



10/05/2024 @ FLORIDA



GAME 1
New Hampshire Wildcats 3, UCF Knights 57
44,206 🏠 Orlando, FBC Mortgage Stadium 🏠 Aug 29, 2024



New Hampshire	0	3	0	0	-	3
UCF	6	23	28	0	-	57

NEW HAMPSHIRE WILDCATS

PASSING	ATT	CP	YDS	SK/YD	TD	LG	INT	RTG
Seth Morgan	28	14	95	0/0	0	31	2	28.1
Total	28	14	95	0/0	0	31	2	28.1

RUSHING	ATT	YDS	AVG	LG	TD
Matt Vezza	2	21	10.5	12	0
Myles Thomason	10	20	2.0	9	0
Isaac Seide	8	13	1.6	4	0
Denzell Gibson	6	10	1.7	6	0
Seth Morgan	1	7	7.0	7	0
Sam Rumelhart	0	0	0	0	0
Total	27	71	2.6	12	0

RECEIVING	NO	YDS	AVG	LG	TD
Logan Tomlinson	6	73	12.2	31	0
Josh Fillion	2	12	6.0	8	0
Joey Corcoran	2	-2	-1.0	4	0
Myles Thomason	2	-5	-2.5	0	0
Isaac Seide	1	10	10.0	10	0
Zachary Kim	1	7	7.0	7	0
Total	14	95	6.8	31	0

TOP DEFENSE	TOT	SOLO	AST	SCK	YDS	INT
Wande Owens	14	6	8	0.0	0.0	0
Ryan Toscano	10	1	9	0.5	2.0	0
Josiah Silver	8	6	2	0.0	0.0	0

UCF KNIGHTS

PASSING	ATT	CP	YDS	SK/YD	TD	LG	INT	RTG
KJ Jefferson	14	7	164	1/4	2	49	1	102.4
Jacurri Brown	8	4	21	0/0	0	6	0	56.3
Total	22	11	185	1/4	2	49	1	90.2

RUSHING	ATT	YDS	AVG	LG	TD
RJ Harvey	11	142	12.9	60	2
Peny Boone	7	81	11.6	59	1
Myles Montgomery	8	77	9.6	25	1
Jacurri Brown	7	60	8.6	30	0
Johnny Richardson	7	40	5.7	12	0
KJ Jefferson	11	39	3.5	13	1
Xavier Townsend	2	12	6.0	16	0
Kameron Ingram	1	3	3.0	3	0
Total	54	454	8.4	60	5

RECEIVING	NO	YDS	AVG	LG	TD
Kobe Hudson	2	61	30.5	46	0
Kylan Fox	2	11	5.5	6	0
Myles Montgomery	1	49	49.0	49	1
Johnny Richardson	1	22	22.0	22	1
Randy Pittman Jr.	1	20	20.0	20	0
RJ Harvey	1	8	8.0	8	0
Grant Stevens	1	6	6.0	6	0
Jarrad Baker	1	4	4.0	4	0
Xavier Townsend	1	4	4.0	4	0
Total	11	185	16.8	49	2

TOP DEFENSE	TOT	SOLO	AST	SCK	YDS	INT
Deshawn Pace	5	3	2	0.0	0.0	1
Braeden Marshall	4	4	0	0.0	0.0	0
Mac McWilliams	4	3	1	0.0	0.0	0

Team Statistics

	Wildcats	Knights
First Downs	9	27
3rd-Down Eff. (Made/Att/Pct)	2/15/13%	4/11/36%
4th-Down Eff. (Made/Att/Pct)	0/0/0%	1/3/33%
Total Net Yards	162	639
Total Plays	29	53
Yards Per Play	5.6	12.1
Rushes/Net Yards	29/67	54/454
Net Passing	95	185
Pass Attempts/Completions	28/14	22/11
Had Intercepted	2	1
Sacked/Yards Lost	0/0	1/4
Punts/Average	11/40.0	2/37.0
Penalties/Yards	7/40	3/35
Fumbles/Lost	0/0	1/1
Possession Time	30.45	29.55

UCF Football Earns 45-14 Win Over Sam Houston



Scoring Summary report
Sam Houston vs UCF (Sep 07, 2024)
Sam Houston (1-1) vs UCF (2-0)

Date: Sep 07
Site: Orlando
Stadium: FBC Mortgage Stadium
Attendance

SCORE BY QUARTERS

Team	1st	2nd	3rd	4th	Total
Sam Houston	0	7	0	7	14
UCF	14	10	14	7	45

SCORING SUMMARY

Qtr	Time	Scoring Play
1st	08:17	UCF - #7 R.Harvey 19 yd rush (#35 C.Boomer kick), 12-80, 06:37
1st	03:07	UCF - #7 R.Harvey 2 yd rush (#35 C.Boomer kick), 10-76, 04:11
2nd	10:36	UCF - #35 C.Boomer 50 yd FG, 11-36, 05:14
2nd	08:41	SHSU - #3 S.Evans 64 yd pass from #6 N.Smith (#49 C.Pavon kick), 4-75, 01:55
2nd	03:59	UCF - #7 R.Harvey 22 yd rush (#35 C.Boomer kick), 10-75, 04:42
3rd	09:58	UCF - #22 M.Montgomery 7 yd rush (#35 C.Boomer kick), 4-42, 01:58
3rd	07:14	UCF - #7 R.Harvey 2 yd rush (#35 C.Boomer kick), 1-2, 00:04
4th	12:36	UCF - #13 P.Boone 3 yd rush (#35 C.Boomer kick), 8-88, 02:49
4th	04:14	SHSU - #4 M.Phoenix II 22 yd pass from #6 J.Bauer (#49 C.Pavon kick), 11-80, 05:27

TIME DETAILS

Kickoff time: 07:02 PM
End of Game: 10:04 PM
Total elapsed: 03:01

OFFICIALS

Referee: Henry Johns
Umpire: Bryan Hay
Linesman: Andy Warner
Line judge: Lawrence Doss
Back judge: Brian Ernest
Field judge: Matthew Mills

ORLANDO – Saturday’s game was delayed 30 minutes due to lightning in the area, but that didn’t have any impact on a hot start for UCF, as the Knights scored on six of their first seven drives to earn a 45-14 victory against Sam Houston at FBC Mortgage Stadium.

For the second consecutive game, the Black and Gold compiled more than 550 yards of total offense, including 384 rushing yards. Defensively, UCF forced two turnovers and held Sam Houston to just 67 rushing yards.

“I’m real proud of our team, we earned a convincing win against a quality opponent,” said UCF head coach Gus Malzahn. “They’ve got good players and that’s a Hall of Fame Coach. He’s won two national championships. It was a good measuring stick for our guys.”

UCF has now opened the season with a 2-0 record in three of Malzahn’s four seasons in Orlando. Saturday’s game also marked the 200th FBS win for the Knights as a program since making the transition from FCS in 1996.

Knights running back RJ Harvey tied the program record and set a career high with four rushing touchdowns, while surpassing 100 yards rushing for the 10th time in his career. The Orlando native finished with 126 rushing yards on 19 carries, finding the end zone four times – the first player to do so since Isaiah Bowser in 2021.

The preseason Doak Walker Award Watch List honoree recorded the first two touchdowns of the game, scoring from 19 yards out and on a two-yard rush to cap 80-yard and 76-yard drives, respectively.

“It feels great to score four times,” said Harvey. “All praise goes to the offensive line. Without them, that wouldn’t have been possible. So, I’m just super blessed for them to have done their job tonight to allow me to have success.”

For the third time in his career, UCF kicker Colton Boomer booted a 50-yard field goal as he split the uprights to extend the Knights’ early advantage to 17-0 in the second quarter. The Lake Mary native had a pair of 50-yarders in the Boise State game last season, including the game-winner.

KJ Jefferson led the offense from his quarterback position, going 12-for-15 passing for 169 yards. He also rushed for 50 yards on nine attempts. Wide receiver Kobe Hudson reeled in 104 of those, eclipsing the 100-yard receiving mark for the sixth time in his career.

Defensively, the Black and Gold were dominant throughout the game, limiting the Bearkats to 118 yards and just 16 rushing at halftime. In comparison, UCF had already rushed for 243 yards and Harvey accounted for 115 yards on 16 carries with three rushing touchdowns in the first 30 minutes.

The Knights tallied two interceptions for the second straight game, as Mac McWilliams and Sheldon Arnold each came down with their first interceptions in a UCF uniform.

Quadric Bullard, Nyjalik Kelly and Xe’ree Alexander led the defensive effort each with six tackles. Kelly notched the Knights’ first sack of the season, forced a fumble and had a pass breakup.

UCF returns to action next weekend when the Knights travel to TCU to open Big 12 Conference play. Kickoff is set for 7:30 p.m. ET on FOX from Amon G. Carter Stadium.





SH
14

GAME 2
Sam Houston Bearkats 14, UCF Knights 45
43,807 🏠 Orlando, FBC Mortgage Stadium 🏠 Sep 7, 2024

UCF
45

Sam Houston	0	7	0	7	-	14
UCF	14	10	14	7	-	45

SAM HOUSTON BEARKATS

PASSING	ATT	CP	YDS	SK/YD	TD	LG	INT	RTG
Hunter Watson	13	9	82	1/9	0	18	2	46.5
Jase Bauer	10	7	73	0/0	1	22	0	124.2
Noah Smith	1	1	64	0/0	1	64	0	158.3
Total	24	17	219	1/9	2	64	2	92.2

RUSHING	ATT	YDS	AVG	LG	TD
Zach Hrbacek	8	25	3.1	17	0
DJ McKinney	7	22	3.1	5	0
Hunter Watson	7	15	2.1	9	0
John Gentry	3	4	1.3	2	0
Jay Ducker	1	3	3.0	3	0
Jase Bauer	3	-1	-0.3	1	0
Total	29	68	2.3	17	0

RECEIVING	NO	YDS	AVG	LG	TD
Simeon Evans	3	89	29.7	64	1
Qua'Vez Humphreys	3	35	11.7	15	0
Malik Phillips	2	25	12.5	13	0
Ife Adeyi	2	21	10.5	13	0
Shane Johnson	2	14	7.0	7	0
Michael Phoenix II	1	22	22.0	22	1
Noah Smith	1	5	5.0	5	0
Elijah Sohn	1	5	5.0	5	0
Fernando Garza	1	2	2.0	2	0
John Gentry	1	1	1.0	1	0
Total	17	219	12.9	64	2

TOP DEFENSE	TOT	SOLO	AST	SCK	YDS	INT
Trey Fields	12	6	6	0.5	4.0	0
Kavian Gaither	8	5	3	0.0	0.0	0
Caleb Weaver	8	4	4	0.0	0.0	0

UCF KNIGHTS

PASSING	ATT	CP	YDS	SK/YD	TD	LG	INT	RTG
KJ Jefferson	15	12	169	2/14	0	53	0	113.6
Jacurri Brown	1	1	1	0/0	0	1	0	79.2
Dylan Rizk	1	1	0	0/0	0	0	0	79.2
Total	17	14	170	2/14	0	53	0	108.3

RUSHING	ATT	YDS	AVG	LG	TD
RJ Harvey	19	126	6.6	24	4
Peny Boone	10	54	5.4	15	1
Myles Montgomery	9	51	5.7	11	1
Xavier Townsend	4	51	12.8	18	0
KJ Jefferson	9	50	5.6	14	0
Jacurri Brown	2	32	16.0	26	0
Johnny Richardson	2	19	9.5	11	0
Dylan Rizk	1	3	3.0	3	0
Kameron Ingram	1	-2	-2.0	0	0
Total	57	384	6.7	26	6

RECEIVING	NO	YDS	AVG	LG	TD
Kobe Hudson	5	104	20.8	53	0
Xavier Townsend	3	17	5.7	7	0
Randy Pittman Jr.	2	32	16.0	17	0
Trent Whitemore	1	11	11.0	11	0
Johnny Richardson	1	5	5.0	5	0
Jarrad Baker	1	1	1.0	1	0
Ja'Varrius Johnson	1	0	0.0	0	0
Total	14	170	12.1	53	0

TOP DEFENSE	TOT	SOLO	AST	SCK	YDS	INT
Xe'ree Alexander	6	4	2	0.0	0.0	0
Quadric Bullard	6	3	3	0.0	0.0	0
Nyjalik Kelly	6	2	4	1.0	9.0	0

Team Statistics

	Bearkats	Knights
First Downs	12	29
3rd-Down Eff. (Made/Att/Pct)	5/12/42%	8/13/62%
4th-Down Eff. (Made/Att/Pct)	0/1/0%	1/2/50%
Total Net Yards	286	554
Total Plays	29	55
Yards Per Play	9.9	10.1
Rushes/Net Yards	30/67	57/384
Net Passing	219	170
Pass Attempts/Completions	24/17	17/14
Had Intercepted	2	0
Sacked/Yards Lost	1/9	2/14
Punts/Average	6/28.0	2/39.0
Penalties/Yards	6/35	6/45
Fumbles/Lost	2/0	1/1
Possession Time	25.95	34.05

Second-Half Rally Lifts UCF Past TCU in Big 12 Opener, 35-34



Scoring Summary report
UCF vs TCU (Sep 14, 2024)
UCF (3-0, 1-0) vs TCU (2-1, 0-1)

Date: Sep 14, 2024
Site: Fort Worth, Texas
Stadium: Amon G. Carter
Attendance: 48881

SCORE BY QUARTERS

Team	1st	2nd	3rd	4th	Total
UCF	0	7	13	15	35
TCU	14	7	10	3	34

SCORING SUMMARY

Qtr	Time	Scoring Play	V-H
1st	09:38	TCU - #88 E.McAlister 14 yd pass from #10 J.Hoover (#34 K.Lemmermann kick), 10-56, 04:15	0-7
1st	03:18	TCU - #3 S.Williams 18 yd pass from #10 J.Hoover (#34 K.Lemmermann kick), 9-71, 02:16	0-14
2nd	14:52	UCF - #7 R.Harvey 29 yd pass from #1 K.Jefferson (#35 C.Boomer kick), 7-75, 03:26	7-14
2nd	10:10	TCU - #3 S.Williams 16 yd pass from #10 J.Hoover (#34 K.Lemmermann kick), 12-75, 04:42	7-21
3rd	13:28	TCU - #18 J.Bech 50 yd pass from #10 J.Hoover (#34 K.Lemmermann kick), 4-75, 01:32	7-28
3rd	09:36	UCF - #7 R.Harvey 1 yd rush (#35 C.Boomer kick blocked), 8-75, 03:52	13-28
3rd	05:03	TCU - #34 K.Lemmermann 31 yd FG, 10-62, 04:33	13-31
3rd	04:01	UCF - #2 K.Hudson 27 yd pass from #1 K.Jefferson (#35 C.Boomer kick), 3-75, 01:02	20-31
4th	13:38	UCF - #7 R.Harvey 27 yd rush (#7 R.Harvey pass from #1 K.Jefferson), 10-80, 03:47	28-31
4th	08:44	TCU - #34 K.Lemmermann 24 yd FG, 10-69, 04:54	28-33
4th	00:36	UCF - #2 K.Hudson 20 yd pass from #1 K.Jefferson (#35 C.Boomer kick), 10-72, 02:38	35-33

TIME DETAILS

Kickoff time: 06:35 PM
End of Game: 10:10 PM
Total elapsed: 03:35

OFFICIALS

Referee: David Alvarez
Umpire: Stuart Schake
Linesman: Rick Smith
Back judge: Lyndon Nixon
Field judge: Robert Asel
Side judge: Eric Hartman
Center judge: Brian Alos
Replay Official: Gerald Austin

WEATHER

Weather: Cloudy 95 F
Wind: South East 2 mph

FORT WORTH, Texas – Winning is an attitude.

That’s the motto for UCF’s athletics teams this season coined by vice president and director of athletics Terry Mohajir and the football team epitomized that mindset Saturday evening, rallying from a 21-point deficit to earn a 35-34 win against TCU in its Big 12 Conference opener at Amon G. Carter Stadium.

Trailing 21-7 at halftime and 28-7 following the first drive of the second half, the Knights regrouped and were the better team for the remainder of the contest. UCF (3-0, 1-0 Big 12) outscored TCU (2-1, 0-1) 13-10 in the third quarter and 15-3 in the fourth quarter to open Big 12 play with a win.

With 3:14 seconds left on the clock, the Black and Gold put together a 10-play, 72-yard drive to score the game-winner with 36 seconds remaining in the contest. On a first and 10 play from the 20-yard line, quarterback KJ Jefferson found wide receiver Kobe Hudson across the middle on a post route to knot the score at 34-34 and Colton Boomer’s extra point split the uprights to give UCF the one-point victory.

The 21-point comeback win ties the Boise State game from 2021, head coach Gus Malzahn’s first game leading the Knights, for the largest come-from-behind win in program history. It marked the largest blown lead in a loss for TCU at Amon G. Carter Stadium since joining the Big 12.

“I’m extremely proud of our team,” said Malzahn. “They’re a really good team and very well-coached. We simplified things on offense in the second half, making a commitment to running it downhill and it opened up the pass.

“Our guys found a way to win the game, we overcame. There are a lot of areas that we need to improve on, but I think we have the makings of a good team, finding a way to win on the road.”

It was a tale of two halves for the Knights, scoring 28 points in the second half as opposed to seven in the first half. Four of UCF’s five drives following the intermission ended in a touchdown.

Jefferson was 9-of-11 for 166 yards with two touchdowns in the second half and the Black and Gold ran for another 144 yards to compile 310 yards in the last two quarters. The Sardis, Mississippi, native finished the game 13-of-22 for 230 yards with three touchdowns and he rushed nine times for 46 yards.

Hudson accounted for 145 of Jefferson’s passing yards, as the fifth-year senior reeled in six passes and found the end zone twice, including the game-winning score late in the fourth quarter. It marked the second consecutive game and seventh in his career surpassing 100 yards receiving.

One of the nation’s most talented running backs, RJ Harvey continued his scorching hot start to the season rushing for 180 yards on 29 carries with two touchdowns on the ground. The Hometown Hero also scored his second career receiving touchdown to end the day with 209 all-purpose yards and three total touchdowns. Harvey has now rushed for more than 100 yards in his last five games dating back to 2023, scoring 11 TDs during that span.

Defensively, linebacker Deshawn Pace was all over the field to lead the Knights with 11 tackles, including eight solo, to finish one shy of matching his career high. He had two big stops on TCU’s second to last drive, which resulted in a punt to give UCF the ball back with 3:14 remaining.

The Knights’ defense limited the Horned Frogs to just 58 yards rushing, but they threw for 402 yards. UCF’s approach was balanced with 289 yards rushing and 230 passing yards.



GAME SUMMARIES - V3



10/05/2024 @ FLORIDA



GAME 3
UCF Knights 35, TCU Horned Frogs 34
48,889 UCF Fort Worth, Amon G. Carter UCF Sep 14, 2024



UCF	0	7	13	15	-	35
TCU	14	7	10	3	-	34

UCF KNIGHTS

PASSING	ATT	CP	YDS	SK/YD	TD	LG	INT	RTG
KJ Jefferson	22	13	230	0/0	3	45	0	134.5
Total	22	13	230	0/0	3	45	0	134.5

RUSHING	ATT	YDS	AVG	LG	TD
RJ Harvey	29	180	6.2	27	2
KJ Jefferson	9	46	5.1	11	0
Peny Boone	7	24	3.4	6	0
Xavier Townsend	4	19	4.8	8	0
Myles Montgomery	3	13	4.3	6	0
Johnny Richardson	2	7	3.5	7	0
Total	54	289	5.4	27	2

RECEIVING	NO	YDS	AVG	LG	TD
Kobe Hudson	6	145	24.2	45	2
Randy Pittman Jr.	3	43	14.3	18	0
Xavier Townsend	2	-2	-1.0	2	0
RJ Harvey	1	29	29.0	29	1
Jacoby Jones	1	15	15.0	15	0
Total	13	230	17.7	45	3

TOP DEFENSE	TOT	SOLO	AST	SCK	YDS	INT
Deshawn Pace	11	8	3	0.0	0.0	0
Sheldon Arnold, II	8	5	3	0.0	0.0	0
Ladarius Tennison	7	3	4	0.0	0.0	0

TCU HORNED FROGS

PASSING	ATT	CP	YDS	SK/YD	TD	LG	INT	RTG
Josh Hoover	52	35	402	0/0	4	50	0	116.0
Total	52	35	402	0/0	4	50	0	116.0

RUSHING	ATT	YDS	AVG	LG	TD
Cam Cook	11	35	3.2	8	0
Dominique Johnson	2	14	7.0	10	0
Josh Hoover	1	10	10.0	10	0
Savion Williams	1	2	2.0	2	0
Jeremy Payne	1	1	1.0	1	0
Ken Seals	0	0	0	0	0
Total	16	62	3.9	10	0

RECEIVING	NO	YDS	AVG	LG	TD
Jack Bech	9	200	22.2	50	1
JP Richardson	5	46	9.2	23	0
Eric McAlister	4	54	13.5	21	1
Savion Williams	4	37	9.3	18	2
Cam Cook	4	8	2.0	10	0
Drake Dabney	3	15	5.0	11	0
Chase Curtis	3	14	4.7	6	0
JoJo Earle	2	7	3.5	4	0
Jeremy Payne	1	21	21.0	21	0
Total	35	402	11.5	50	4

TOP DEFENSE	TOT	SOLO	AST	SCK	YDS	INT
JaTravis Broughton	12	6	6	0.0	0.0	0
Jamel Johnson	11	5	6	0.0	0.0	0
Namdi Obiazor	11	3	8	0.0	0.0	0

Team Statistics	Knights	Horned Frogs
First Downs	30	26
3rd-Down Eff. (Made/Att/Pct)	11/16/69%	10/15/67%
4th-Down Eff. (Made/Att/Pct)	0/0/0%	0/0/0%
Total Net Yards	519	460
Total Plays	54	18
Yards Per Play	9.6	25.6
Rushes/Net Yards	54/289	17/58
Net Passing	230	402
Pass Attempts/Completions	22/13	53/35
Had Intercepted	0	0
Sacked/Yards Lost	0/0	0/0
Punts/Average	3/50.0	3/49.0
Penalties/Yards	5/45	4/40
Fumbles/Lost	0/0	0/0
Possession Time	32.90	27.10



UCF Falls to Colorado in Big 12 Home Opener, 48-21



ORLANDO – Despite outgaining its opponent for the fourth time in as many games, the UCF football team was handed its first loss of the 2024 season Saturday evening, as the Colorado Buffaloes earned a 48-21 win against the Knights at FBC Mortgage Stadium. In the first meeting between the teams, CU jumped out to an early lead and never relinquished it en route to the victory.

“Congratulations to Colorado. They outplayed us, they outcoached us. They’re a good team,” said UCF head coach Gus Malzahn. “I’m real disappointed for our fans. They brought it today with everything and we talked about seizing the moment, we didn’t get it done.

“I just told our team that in the game of football and in life, you learn the most about yourself in major adversity and we didn’t get it done.”

Looking to put a bow on a great day for the program after hosting Big Noon Kickoff with one of the largest crowds in the history of the show, the Knights fell short in their pursuit.

Entering the game as one of the nation’s top offenses, UCF (3-1, 1-1 Big 12) tallied 461 yards of total offense but had four turnovers, which proved to be the difference. Colorado (4-1, 2-0) compiled 418 yards with 290 through the air and 128 on the ground, but the Buffs were 4-for-4 on red zone attempts and only had one turnover.

Part of the Knights’ Achilles heel was that three of their turnovers came in the red zone, as the Black and Gold were 2-for-5 when driving inside the 20-yard line. UCF was just 6-of-18 on third down, unable to extend drives to trim the deficit against Colorado.

UCF forced a turnover on the opening drive of the game, as linebacker Deshawn Pace picked off a Shedeur Sanders pass to give the Knights great field position on his eighth career interception and second of the season. After moving the ball down to the five-yard line, CU’s Preston Hodge intercepted a pass in the back of the end zone to regain possession for the Buffaloes.

Following the turnover, Colorado scored on its next three drives to jump out to a 21-7 lead midway through the second quarter. KJ Jefferson scored on a quarterback keeper to trim the margin to seven at 21-14 before two field goals from the Buffaloes within the final three minutes of the half to take a 27-14 advantage into halftime.

Receiving the ball after the intermission, UCF saw its nine-play, 38-yard drive end after Colton Boomer’s 55-yard field goal attempt missed wide left. Colorado converted on the ensuing drive, following a couple big passing plays from Sanders and Micah Welsh finished off the drive with a one-yard rushing touchdown to push the Buffs’ lead to 34-14 and they never looked back.

Jefferson finished the game 20-for-35 with 284 yards passing and a pair of touchdowns, while matching his career high with 20 rushing attempts for 76 yards and a score. Running back RJ Harvey was held to fewer than 100 yards rushing for the first time this season but tallied 169 all-purpose yards thanks to 92 receiving yards and 77 rushing. He logged his second receiving touchdown of the season on a career-long 75-yard grab.

Xavier Townsend found the end zone for the first time this season, reeling in a 15-yard touchdown reception late in the third quarter as UCF looked to mount a comeback. Trent Whittemore snagged a career-long 54-yard reception and Kobe Hudson had two catches for 39 yards.

Defensively, linebacker Ethan Barr tallied eight tackles and Ladarius Tennison notched seven. Malachi Lawrence secured his first sack of the season and Nyjalik Kelly added his second sack of the season in the contest.



Scoring Summary report
Colorado vs UCF (Sep 28, 2024)
Colorado (4-1, 2-0) vs UCF (3-1, 1-1)

Date: Sep 28
Site: Orlando
Stadium: FBC Mortgage Stadium
Attendance: 68,000

SCORE BY QUARTERS

Team	1st	2nd	3rd	4th	Total
Colorado	14	13	14	7	48
UCF	7	7	7	0	21

SCORING SUMMARY

Qtr	Time	Scoring Play
1st	03:49	CU - #12 T.Hunter 23 yd pass from #2 S.Sanders (#16 A.Mata kick), 11-80, 05:28
1st	03:38	UCF - #7 R.Harvey 75 yd pass from #1 K.Jefferson (#35 C.Boomer kick), 1-75, 00:11
1st	00:10	CU - #14 W.Sheppard 47 yd pass from #2 S.Sanders (#16 A.Mata kick), 8-75, 03:28
2nd	12:21	CU - #7 D.Hayden 14 yd rush (#16 A.Mata kick), 5-50, 02:01
2nd	08:41	UCF - #1 K.Jefferson 7 yd rush (#35 C.Boomer kick), 8-68, 03:02
2nd	00:42	CU - #16 A.Mata 36 yd FG, 8-68, 03:02
2nd	00:00	CU - #16 A.Mata 46 yd FG, 2-7, 00:08
3rd	09:11	CU - #29 M.Welch 1 yd rush (#16 A.Mata kick), 4-63, 01:42
3rd	03:58	UCF - #3 X.Townsend 15 yd pass from #1 K.Jefferson (#35 C.Boomer kick), 3-92, 01:20
3rd	01:32	CU - #10 L.Wester 10 yd pass from #2 S.Sanders (#16 A.Mata kick), 6-65, 02:26
4th	05:05	CU - #7 C.Silmon-Craig 95 yd fumble return (#16 A.Mata kick), 01:52

TIME DETAILS

Kickoff time: 04:21 PM
End of Game: 07:43 PM
Total elapsed: 03:22

OFFICIALS

Referee: Tutashinda Salaam
Umpire: Gregory Adams
Linesman: Doug Moore
Line judge: Bret Bascue
Back judge: Christopher Alston
Field judge: Scott Gaines
Side judge: Brendon Barnes
Center judge: Ty Druce
Replay Official: Donald Kapral

WEATHER

Weather: Cloudy 85 F
Wind: South West 8 mph





GAME 4
Colorado Buffaloes 48, UCF Knights 21
45,702 🏈 Orlando, FBC Mortgage Stadium 🏈 Sep 28, 2024



Colorado	14	13	14	7	-	48
UCF	7	7	7	0	-	21

COLORADO BUFFALOES

PASSING	ATT	CP	YDS	SK/YD	TD	LG	INT	RTG
Shedeur Sanders	35	28	290	2/13	3	47	1	117.9
Total	35	28	290	2/13	3	47	1	117.9

RUSHING	ATT	YDS	AVG	LG	TD
Isaiah Augustave	4	39	9.8	21	0
Dallan Hayden	11	33	3.0	14	1
Micah Welch	5	26	5.2	15	1
Shedeur Sanders	5	15	3.0	13	0
Charlie Offerdahl	3	11	3.7	4	0
Drelon Miller	1	4	4.0	4	0
D.J. McKinney	0	0	0	0	0
Cam'Ron Silmon-Craig	0	0	0	0	0
Total	29	128	4.4	21	2

RECEIVING	NO	YDS	AVG	LG	TD
Travis Hunter	9	89	9.9	29	1
Jimmy Horn Jr.	5	41	8.2	15	0
Will Sheppard	4	99	24.8	47	1
LaJohntay Wester	3	34	11.3	23	1
Drelon Miller	3	-1	-0.3	6	0
Micah Welch	2	13	6.5	7	0
Sav'ell Smalls	1	11	11.0	11	0
Terrell Timmons, Jr.	1	4	4.0	4	0
Total	28	290	10.4	47	3

TOP DEFENSE	TOT	SOLO	AST	SCK	YDS	INT
Nikhai Hill-Green	9	6	3	1.0	5.0	0
Carter Stoutmire	6	5	1	0.0	0.0	0
Arden Walker	6	5	1	0.0	0.0	0

UCF KNIGHTS

PASSING	ATT	CP	YDS	SK/YD	TD	LG	INT	RTG
KJ Jefferson	35	20	284	5/21	2	75	2	78.8
Total	35	20	284	5/21	2	75	2	78.8

RUSHING	ATT	YDS	AVG	LG	TD
RJ Harvey	16	77	4.8	13	0
KJ Jefferson	20	76	3.8	23	1
Johnny Richardson	4	11	2.8	9	0
Peny Boone	2	7	3.5	5	0
Xavier Townsend	2	6	3.0	10	0
Total	44	177	4.0	23	1

RECEIVING	NO	YDS	AVG	LG	TD
RJ Harvey	4	92	23.0	75	1
Xavier Townsend	4	50	12.5	22	1
Randy Pittman Jr.	3	18	6.0	9	0
Kobe Hudson	2	39	19.5	23	0
Ja'Varrius Johnson	2	10	5.0	8	0
Johnny Richardson	2	10	5.0	7	0
Trent Whittemore	1	54	54.0	54	0
Peny Boone	1	9	9.0	9	0
Evan Morris	1	2	2.0	2	0
Total	20	284	14.2	75	2

TOP DEFENSE	TOT	SOLO	AST	SCK	YDS	INT
Ethan Barr	8	3	5	0.0	0.0	0
Ladarius Tennison	7	5	2	0.0	0.0	0
Mac McWilliams	6	5	1	0.0	0.0	0

Team Statistics

Buffaloes Knights

First Downs	26	24
3rd-Down Eff. (Made/Att/Pct)	5/11/45%	6/18/33%
4th-Down Eff. (Made/Att/Pct)	0/1/0%	3/5/60%
Total Net Yards	418	461
Total Plays	27	39
Yards Per Play	15.5	11.8
Rushes/Net Yards	29/128	44/177
Net Passing	290	284
Pass Attempts/Completions	35/28	35/20
Had Intercepted	1	2
Sacked/Yards Lost	2/13	5/21
Punts/Average	3/43.0	3/42.0
Penalties/Yards	10/75	7/80
Fumbles/Lost	0/0	2/2
Possession Time	29.95	30.05

UCF Falls Short at Florida, 24-13



Scoring Summary report
UCF vs Florida (Oct 05, 2024)
UCF (3-2) vs Florida (3-2)

Date: Oct 05
Site: Gainesville, FL
Stadium: Ben Hill Griffin Jr. Stadium
Attendance: 41,800

SCORE BY QUARTERS

Team	1st	2nd	3rd	4th	Total
UCF	3	0	3	7	13
Florida	7	17	0	0	24

SCORING SUMMARY

Qtr	Time	Scoring Play
1st	07:02	UFL - #6 E.Badger 13 yd pass from #15 G.Mertz (#29 T.Smack kick), 15-75, 07:58
1st	02:32	UCF - #33 G.Reddick 27 yd FG, 12-65, 04:30
2nd	12:50	UFL - #24 J.Jackson 1 yd rush (#29 T.Smack kick), 3-43, 01:11
2nd	01:50	UFL - #1 M.Johnson Jr. 3 yd rush (#29 T.Smack kick), 7-58, 03:50
2nd	00:04	UFL - #29 T.Smack 28 yd FG, 6-46, 00:44
3rd	06:32	UCF - #33 G.Reddick 37 yd FG, 14-56, 08:28
4th	07:50	UCF - #7 R.Harvey 13 yd rush (#33 G.Reddick kick), 7-82, 03:35

TIME DETAILS

Kickoff time: 07:55 PM
End of Game: 11:16 PM
Total elapsed: 03:20

OFFICIALS

Referee: Daniel Gautreaux
Umpire: Russ Pulley
Linesman: Randall Kizer
Line judge: Jeremiah Harris
Back judge: David Ross
Field judge: Jay Brown
Side judge: Brandon Spencer
Center judge: Andy Faust
Replay Official: Marc Gervais

WEATHER

Weather: Cloudy 76 F
Wind: North East 5 mph

GAINESVILLE, Fla. – A palpable buzz swarmed throughout The Swamp as the Knights poured out of the tunnel behind enemy lines Saturday evening. Cheers initially greeted UCF as fans donning the Black and Gold trekked north and made up parts of the 90,369 in attendance, only to be met with the boos and jeers of the Florida faithful.

The electricity in the venue was apparent, as the two in-state schools were set to clash for just the fourth time, and the first time since the Knights's 29-17 Gasparilla Bowl victory in 2021. The outcome wasn't the same this time around, as the Gators jumped out to an early lead, seizing early key moments, propelling them to a 24-13 victory.

"They outplayed us tonight," said head coach Gus Malzahn. "It was loud and their atmosphere was really good. We dug ourselves a hole in the first quarter and had trouble tackling. They made some explosive plays and offensively, we were 1-of-7 on third down in the first half and you're not going to be effective like that."

The Knights entered the contest with a 13-game winning streak against in-state foes, a trend that started early in the 2017 season, a year that would later prove magical for UCF.

The Gators put together a slow yet methodical drive to open the contest, chewing up the first 7:58 while converting all four of their third-down chances. Florida was the first to strike, opening the scoring with a 13-yard touchdown pass from Graham Mertz to Elijah Badger.

UCF's offense ripped off a chunk of yardage on its first play of the evening, a 30-yard screen play to tight end Randy Pittman Jr. Eight consecutive run plays moved the Black and Gold to the 13-yard line, but the drive didn't go much further, ending with Grant Reddick's first attempted and made field goal, a demure 27-yarder to get the Knights on the board.

UCF ran just seven plays on the next two drives, leading to the Gators adding another seven points late in the second, a three-yard rushing touchdown with 1:50 left in the first half to put Florida up 21-3.

The one-for-seven clip on third down told most of the first half's story, resulting in UCF posting a season low 119 yards in the first half.

The Knights' defense allowed just one third down conversion after Florida's four on the opening drive, a sign of things to come in the second half for UCF. The Black and Gold locked down the Gators offense out of the break, holding them to 108 yards and one-for-six on third downs.

The Knights got the ball to start the second half, putting three points on the board thanks to a drive that was started by eight consecutive run plays, seven of which went for four yards or more. UCF continued its grind down the gridiron with a 17-yard jet sweep to Johnny Richardson, followed by a Penny Boone rush for 11 yards on the next play, getting the Knights 10 yards away from the goal line. The Florida defense again stood tall in the redzone, stopping first and second down rushes and sacking Jefferson on third. A 37-yard field goal capped off the nearly eight-and-a-half-minute drive, making the score 24-6 Florida.

UCF's defense stood tall on Florida's first drive of the second half, halting the Gators at the 35-yard line and forcing a 53-yard field goal attempt which was pushed wide left.

The Knights got the ball back with 11:25 to go and drove the ball 82 yards, using just 3:35 of clock to register the team's first touchdown of the game. RJ Harvey was a big part of the journey down the field, hauling in a 35-yard catch down the left sideline and eventually was the one to hit paydirt, scampering for a 13-yard touchdown run to cut the deficit to 11 at 24-13 with 7:50 left to play. Harvey's score was his ninth rushing touchdown on the campaign and 30th of his career.

UCF got the ball back with 4:21 left in the game after holding Florida to a five-play drive, but was unable to mount a second straight scoring drive, as a downfield interception slammed the door on the Knights' comeback effort.



GAME 5
UCF Knights 13, Florida Gators 24
90,369 🏡 Gainesville, Ben Hill Griffin Stadium 🏡 Oct 5, 2024



UCF	3	0	3	7	-	13
Florida	7	17	0	0	-	24

UCF KNIGHTS							
PASSING	ATT	CP	YDS	SK/YD	TD	LG	INT
KJ Jefferson	22	12	165	5/37	0	35	1
Total	22	12	165	5/37	0	35	1

RUSHING	ATT	YDS	AVG	LG	TD
RJ Harvey	16	75	4.7	13	1
Peny Boone	8	42	5.3	11	0
Johnny Richardson	3	10	3.3	6	0
Ja'Varrius Johnson	1	-1	-1.0	0	0
KJ Jefferson	12	-18	-1.5	5	0
Total	40	108	2.7	13	1

RECEIVING	NO	YDS	AVG	LG	TD
Johnny Richardson	5	38	7.6	17	0
Randy Pittman Jr.	3	44	14.7	30	0
Trent Whittemore	2	34	17.0	28	0
RJ Harvey	1	35	35.0	35	0
Kobe Hudson	1	14	14.0	14	0
Total	12	165	13.8	35	0

TOP DEFENSE	TOT	SOLO	AST	SCK	YDS	INT
Ethan Barr	7	3	4	0.0	0.0	0
Lee Hunter	6	3	3	0.0	0.0	0
Deshawn Pace	5	5	0	0.0	0.0	0

FLORIDA GATORS							
PASSING	ATT	CP	YDS	SK/YD	TD	LG	INT
Graham Mertz	23	19	179	0/0	1	31	0
DJ Lagway	4	4	50	0/0	0	37	0
Total	27	23	229	0/0	1	37	0

RUSHING	ATT	YDS	AVG	LG	TD
Montrell Johnson Jr.	10	54	5.4	34	1
Jadan Baugh	9	30	3.3	6	0
Ja'Kobi Jackson	3	25	8.3	19	1
DJ Lagway	3	11	3.7	5	0
Graham Mertz	3	11	3.7	4	0
Tank Hawkins	1	4	4.0	4	0
Total	29	135	4.7	34	2

RECEIVING	NO	YDS	AVG	LG	TD
Tank Hawkins	7	60	8.6	31	0
Montrell Johnson Jr.	6	24	4.0	9	0
Chimere Dike	4	88	22.0	37	0
Elijah Badger	3	41	13.7	18	1
Hayden Hansen	2	13	6.5	7	0
Arlis Boardingham	1	3	3.0	3	0
Total	23	229	10.0	37	1

TOP DEFENSE	TOT	SOLO	AST	SCK	YDS	INT
Jordan Castell	6	4	2	0.0	0.0	0
Shemar James	6	3	3	0.0	0.0	0
Jack Pyburn	5	2	3	0.0	0.0	0

Team Statistics	Knights	Gators
First Downs	20	19
3rd-Down Eff. (Made/Att/Pct)	4/12/33%	6/13/46%
4th-Down Eff. (Made/Att/Pct)	0/2/0%	1/1/100%
Total Net Yards	273	359
Total Plays	35	33
Yards Per Play	7.8	10.9
Rushes/Net Yards	40/108	32/130
Net Passing	165	229
Pass Attempts/Completions	22/12	28/23
Had Intercepted	1	0
Sacked/Yards Lost	5/37	0/0
Punts/Average	3/46.0	4/45.0
Penalties/Yards	6/39	8/64
Fumbles/Lost	0/0	1/0
Possession Time	27.73	32.27

UCF Comes Up Short Against Cincinnati, 19-13



Scoring Summary report
Cincinnati vs UCF (Oct 12, 2024)
Cincinnati (4-2, 2-1) vs UCF (3-3, 1-2)

Date: Oct 12
Site: Orlando
Stadium: FBC Mortgage Stadium
Attendance: 21,000

SCORE BY QUARTERS

Team	1st	2nd	3rd	4th	Total
Cincinnati	3	7	3	6	19
UCF	0	3	7	3	13

SCORING SUMMARY

Qtr	Time	Scoring Play
1st	08:36	UC - #96 N.Hawks 22 yd FG, 4-1, 00:48
2nd	14:56	UC - #2 B.Sorsby 3 yd rush (#96 N.Hawks kick), 11-61, 05:58
2nd	01:52	UCF - #80 G.Reddick 22 yd FG, 13-93, 06:10
3rd	08:26	UCF - #2 K.Hudson 15 yd pass from #11 J.Brown (#80 G.Reddick kick), 10-84, 04:06
3rd	03:06	UC - #96 N.Hawks 51 yd FG, 9-42, 05:20
4th	06:32	UC - #10 T.Johnson 4 yd pass from #2 B.Sorsby (#96 N.Hawks kick missed), 9-52, 04:34
4th	02:59	UCF - #80 G.Reddick 29 yd FG, 9-65, 03:28

TIME DETAILS

Kickoff time: 03:34 PM
End of Game: 06:54 PM
Total elapsed: 03:19

OFFICIALS

Referee: Stephen Baron
Umpire: Marlow Fitzgerald
Linesman: Steven Matarante
Line judge: David Young
Back judge: Donnie Aultman
Field judge: Rich Almeroth
Side judge: Rick Ockley
Center judge: Abram Anaya

WEATHER

Weather: Sunny 81 F
Wind: North East 7 mph

ORLANDO – It came down to the last possession, but at the final whistle UCF came up a few plays short as the Knights fell to Cincinnati, 19-13, Saturday evening at FBC Mortgage Stadium. After the UCF defense forced a punt with 58 seconds remaining, the Black and Gold drove the ball down to the 25-yard line before a sack ended the game and gave the Bearcats the road win.

“I just told our team I was proud of our fight, they fought hard,” said UCF head coach Gus Malzahn. “The 10 penalties stand out, 75 yards. The two fumbles, especially early in the first drive, when we’re driving, and then obviously on the 10-yard line, we fumble again early on. That wasn’t good.

“I thought our defense did a lot of good things. That’s a really good offense. Third downs, we didn’t do great, but everything else, I think they fought their guts out.”

After winning the previous two meetings, Cincinnati (4-2, 2-1 Big 12) knotted the all-time series at 5-5 as the teams have now met in each of the past 10 seasons. Entering Saturday’s game as the second-best offense in the Big 12 Conference, UCF’s (3-3, 1-2) defense held the Bearcats to the fewest points and fewest yards of the season, but costly penalties and turnovers were too much for the Knights to overcome.

In a matchup that pitted two of the nation’s top offenses, both teams were held to season lows in points and held well below their season averages in a stout defensive effort.

The Knights compiled 397 total yards with 201 passing and 196 rushing yards, while the Bearcats recorded 338 yards with 241 through the air and 97 on the ground. Defensively, UCF forced a pair of turnovers, as senior BJ Adams and Ladarius Tennison each recorded their first career interceptions.

Cincinnati struck first in the contest following a UCF turnover in its own territory, but the defense stood tall and forced a field goal after the Bearcats took over on the Knights four-yard line. UC ran three plays and only gained a yard before settling for the field goal to take a 3-0 lead. Following another miscue, Cincinnati extended its lead to 10-0 after a rushing touchdown from quarterback Brendan Sorsby. UCF countered with a strong drive, amassing 93 yards on 13 plays but the Knights were forced to kick the field goal.

Kobe Hudson knotted the score at 10-10 in the third quarter, after he reeled in a 15-yard pass from quarterback Jacurri Brown, his first TD pass as a Knight. Hudson finished the game with seven catches for 114 yards and a touchdown, as he tallied his 29th consecutive game with a reception to tie for the eighth-longest streak in program history.

Cincinnati tallied the next two scores to pull ahead 19-10 after a 51-yard field goal from Nathan Hawks and a four-yard touchdown reception by Tony Johnson with 6:32 left in the game. UCF answered with a nine-play, 65-yard scoring drive capped by a field goal from Grant Reddick to cut the deficit to six.

The Knights’ defense forced the Bearcats to punt after logging 12 yards on five plays. Following the punt, Brown found running back RJ Harvey and Hudson on back-to-back plays for 21 and 22 yards, respectively, to get the Black and Gold into plus territory.

Brown drove the Knights to the 25-yard line with three seconds left, but unfortunately, he was sacked on the final play of the game as Cincinnati held on for the win.

Harvey led the rushing attack with 17 carries for 94 yards, while Brown tallied 16 attempts for 84 yards. Brown finished the game 13-for-20 with 207 yards and a touchdown.

Defensively, Sheldon Arnold, Xe’ree Alexander and Nyjalik Kelly each recorded seven tackles to tie for the game high. Jamaal Johnson recorded his first career sack and Isaiah Nixon notched his first solo sack.



GAME 6
Cincinnati Bearcats 19, UCF Knights 13
42,611 🏟️ **Orlando, FBC Mortgage Stadium** 🏟️ **Oct 12, 2024**



Cincinnati	3	7	3	6	–	19
UCF	0	3	7	3	–	13

CINCINNATI BEARCATS

PASSING	ATT	CP	YDS	SK/YD	TD	LG	INT	RTG
Brendan Sorsby	38	25	241	2/13	1	21	2	70.2
Total	38	25	241	2/13	1	21	2	70.2

RUSHING	ATT	YDS	AVG	LG	TD
Corey Kiner	17	83	4.9	46	0
Barry Jackson Jr.	1	5	5.0	5	0
Brendan Sorsby	9	4	0.4	6	1
Manny Covey	1	4	4.0	4	0
Evan Pryor	4	1	0.3	1	0
Harris Adams	0	0	0	0	0
Total	32	97	3.0	46	1

RECEIVING	NO	YDS	AVG	LG	TD
Joe Royer	8	84	10.5	18	0
Tony Johnson	8	76	9.5	21	1
Jamoi Mayes	4	27	6.8	14	0
Xzavier Henderson	2	21	10.5	15	0
Manny Covey	1	12	12.0	12	0
Barry Jackson Jr.	1	12	12.0	12	0
Corey Kiner	1	9	9.0	9	0
Total	25	241	9.6	21	1

TOP DEFENSE	TOT	SOLO	AST	SCK	YDS	INT
Antwan Peek Jr.	9	8	1	0.0	0.0	0
Josh Minkins	6	5	1	0.0	0.0	0
Jared Bartlett	6	3	3	1.5	11.0	0

UCF KNIGHTS

PASSING	ATT	CP	YDS	SK/YD	TD	LG	INT	RTG
Jacurri Brown	20	13	207	4/28	1	34	0	116.0
EJ Colson	4	1	–6	1/6	0	0	0	39.6
Total	24	14	201	5/34	1	34	0	99.5

RUSHING	ATT	YDS	AVG	LG	TD
RJ Harvey	17	94	5.5	31	0
Jacurri Brown	16	84	5.3	28	0
Myles Montgomery	3	10	3.3	6	0
EJ Colson	3	6	2.0	8	0
Johnny Richardson	1	2	2.0	2	0
Total	40	196	4.9	31	0

RECEIVING	NO	YDS	AVG	LG	TD
Kobe Hudson	7	114	16.3	29	1
RJ Harvey	2	31	15.5	21	0
Ja'Varrius Johnson	2	14	7.0	8	0
Chauncey Magwood	1	34	34.0	34	0
Jacoby Jones	1	14	14.0	14	0
Johnny Richardson	1	–6	–6.0	0	0
Total	14	201	14.4	34	1

TOP DEFENSE	TOT	SOLO	AST	SCK	YDS	INT
Sheldon Arnold, II	7	5	2	0.0	0.0	0
Xe'ree Alexander	7	3	4	0.0	0.0	0
Nyjalik Kelly	7	3	4	0.0	0.0	0

Team Statistics

	Bearcats	Knights
First Downs	19	19
3rd-Down Eff. (Made/Att/Pct)	9/16/56%	5/13/38%
4th-Down Eff. (Made/Att/Pct)	1/1/100%	2/3/67%
Total Net Yards	338	397
Total Plays	30	36
Yards Per Play	11.3	11.0
Rushes/Net Yards	32/97	40/196
Net Passing	241	201
Pass Attempts/Completions	38/25	25/14
Had Intercepted	2	0
Sacked/Yards Lost	2/13	5/34
Punts/Average	3/43.0	3/46.0
Penalties/Yards	6/33	10/75
Fumbles/Lost	0/0	3/2
Possession Time	33.73	26.27

Knights Fall in Heartbreaker at No. 9 Iowa State



AMES, Iowa – Facing the nation’s ninth-ranked team on the road in a raucous environment, the UCF football team was ready for the moment and came within minutes of pulling off the upset before the Cyclones scored with 30 seconds remaining to earn the 38-35 victory Saturday night at Jack Trice Stadium.

“Disappointing way to lose, our guys played and fought hard,” said UCF head coach Gus Malzahn. “We had an opportunity to beat a top 10 team on their home field and we didn’t get it done. We didn’t make the plays when the game was on the line and they did, which was the difference in the game.”

After struggling to run the football in their last few games, the Knights got back to doing what they do best, as the nation’s fourth-ranked rushing offense compiled 354 yards on the ground. That mark is the second most in a Big 12 Conference game this season, behind West Virginia’s 389 against Oklahoma State.

Running back RJ Harvey finished four yards shy of his second career 200-yard rushing performance, but settled for his 12th career 100-yard game with a pair of touchdowns. He became just the fourth Knights player to surpass 3,000 career rushing yards, as he eclipsed the mark on his 80-yard TD run in the second quarter.

The Orlando native now owns 3,105 rushing yards in a UCF uniform – fourth most in the program record books.

Making his first start at quarterback for the Black and Gold, Jacurri Brown nearly matched that mark with a career-high 154 rushing yards, the second most by a UCF quarterback in a single game. His night was highlighted by a 67-yard dash to the end zone in the third quarter to push the Knights’ lead to 28-14 at the time.

As good as UCF was in the game, ninth-ranked Iowa State didn’t allow the Knights to pull away and had an answer every time the visitors wanted to extend their lead.

A 12-play, 75-yard touchdown drive followed Brown’s touchdown run to narrow the home team’s deficit to seven at 28-21. The Cyclones defense, which entered the contest leading the Big 12 in total defense, forced a three-and-out by UCF and ISU’s offense chewed up 6:26 before quarterback Rocco Becht found Jayden Higgins for a 12-yard touchdown pass to make it 28-27.

UCF freshman Chasen Johnson raced from the edge to block the extra point to keep the Knights up by one and give the team a spark.

A few minutes later, Braeden Marshall picked off Becht’s pass and nearly returned it for a touchdown, but the officials ruled that he dropped the ball prior to crossing the goal line and UCF retained possession on the one-yard line. Harvey punched it in on the next play to push the Knights’ lead to 35-27.


Looking to put the game away with a five-point lead 35-30, UCF’s defense forced a punt to give the Knights the ball with 4:30 on the clock. After picking up a pair of first downs, the Black and Gold were stopped on 3rd and 8 and had to punt.

Everything seemed to go the Cyclones way in the final few minutes, as they moved the ball 80 yards in 1:18 to take the lead on Becht’s second rushing score of the night. Iowa State was successful on the two-point conversion to take its first lead since the first quarter and rally to defeat the Knights, 38-35.

Xe’ree Alexander had his best game in a UCF uniform, leading the defense with a season-high 11 tackles, while Quadric Bullard had a career-high 10 tackles. The Knights had seven tackles for loss and three sacks, but Becht seemed to slip away from the defense when it mattered most.

Defensive back BJ Adams tallied UCF’s first of two turnovers in the game with his second interception of the season, and he returned it 63 yards for his first career pick-six.

Kobe Hudson had three receptions for 26 yards, extending his streak of consecutive games with a reception to 30 – the seventh-longest such streak in program history.



Scoring Summary report
UCF vs #9 Iowa State (Oct 19, 2024)
UCF (3-4, 1-3) vs #9 Iowa State (7-0, 4-0)

Date: Oct 19
Site: Ames
Stadium: Jack Trice
Attendance

SCORE BY QUARTERS						
Team	1st	2nd	3rd	4th	Total	
UCF	7	14	7	7	35	
#9 Iowa State	14	0	13	11	38	

SCORING SUMMARY

Qtr	Time	Scoring Play
1st	12:17	UCF - #11 J. Brown 6 yd rush (#33 G. Reddick kick), 6-75, 02:43
1st	06:57	ISU - #26 C. Hansen 57 yd rush (#97 K. Konrardy kick), 2-60, 00:29
1st	00:30	ISU - #26 C. Hansen 5 yd rush (#97 K. Konrardy kick), 11-73, 04:40
2nd	11:01	UCF - #7 R. Harvey 80 yd rush (#33 G. Reddick kick), 1-80, 00:12
2nd	01:18	UCF - #0 B. Adams 63 yd interception return (#33 G. Reddick kick), 00:31
3rd	13:33	UCF - #11 J. Brown 67 yd rush (#33 G. Reddick kick), 2-69, 00:40
3rd	08:36	ISU - #3 R. Becht 1 yd rush (#97 K. Konrardy kick), 12-75, 04:57
3rd	00:51	ISU - #9 J. Higgins 12 yd pass from #3 R. Becht (#97 K. Konrardy kick blocked), 14-76, 06:26
4th	11:38	UCF - #7 R. Harvey 1 yd rush (#33 G. Reddick kick), 1-1, 00:03
4th	08:53	ISU - #97 K. Konrardy 30 yd FG, 8-61, 02:39
4th	00:30	ISU - #3 R. Becht 1 yd rush (#3 R. Becht rush), 11-80, 01:18

TIME DETAILS

Kickoff time: 06:45 PM
End of Game: 10:27 PM
Total elapsed: 03:41

OFFICIALS

Referee: David Alvarez
Umpire: Stuart Schake
Linesman: Rick Smith
Line Judge: Darren Deckard
Back Judge: Lyndon Nixon
Field Judge: Robert Asel
Side Judge: Eric Hartman
Center Judge: Brian Alos
Replay Official: Gerald Austin

WEATHER

Weather: Clear 71 F
Wind: South West 8 mph

GAME SUMMARIES - V3

UCF

10/26/2024 VS. BYU

UCF
35

GAME 7
UCF Knights 35, Iowa St. Cyclones 38
61,500 🏠 Ames, Jack Trice 🏠 Oct 19, 2024

IOWA STATE
38

UCF	7	14	7	7	-	35
Iowa St.	14	0	13	11	-	38

UCF KNIGHTS								
PASSING	ATT	CP	YDS	SK/YD	TD	LG	INT	RTG
Jacurri Brown	20	8	62	0/0	0	15	2	8.8
Total	20	8	62	0/0	0	15	2	8.8

RUSHING	ATT	YDS	AVG	LG	TD
RJ Harvey	25	196	7.8	80	2
Jacurri Brown	13	154	11.8	67	2
Myles Montgomery	1	4	4.0	4	0
Total	39	354	9.1	80	4

RECEIVING	NO	YDS	AVG	LG	TD
Kobe Hudson	3	26	8.7	12	0
Ja'Varrius Johnson	3	16	5.3	13	0
Randy Pittman Jr.	2	20	10.0	15	0
Total	8	62	7.8	15	0

TOP DEFENSE	TOT	SOLO	AST	SCK	YDS	INT
Xe'ree Alexander	11	4	7	0.0	0.0	0
Quadric Bullard	10	6	4	0.0	0.0	0
Sheldon Arnold, II	6	5	1	0.0	0.0	0

IOWA ST. CYCLONES								
PASSING	ATT	CP	YDS	SK/YD	TD	LG	INT	RTG
Rocco Becht	46	20	274	3/14	1	50	2	52.3
Total	46	20	274	3/14	1	50	2	52.3

RUSHING	ATT	YDS	AVG	LG	TD
Rocco Becht	20	97	4.9	23	2
Carson Hansen	9	91	10.1	57	2
Abu Sama	10	55	5.5	23	0
Jaylon Jackson	8	15	1.9	10	0
Jaylin Noel	1	-2	-2.0	0	0
Total	48	256	5.3	57	4

RECEIVING	NO	YDS	AVG	LG	TD
Jaylin Noel	8	153	19.1	50	0
Jayden Higgins	6	58	9.7	12	1
Abu Sama	2	34	17.0	26	0
Benjamin Brahmer	2	19	9.5	13	0
Carson Brown	1	8	8.0	8	0
Tyler Moore	1	2	2.0	2	0
Total	20	274	13.7	50	1

TOP DEFENSE	TOT	SOLO	AST	SCK	YDS	INT
Malik Verdon	11	3	8	0.0	0.0	0
Rylan Barnes	8	4	4	0.0	0.0	0
Jeremiah Cooper	5	4	1	0.0	0.0	0

Team Statistics	Knights	Cyclones
First Downs	14	28
3rd-Down Eff. (Made/Att/Pct)	3/12/25%	6/19/32%
4th-Down Eff. (Made/Att/Pct)	0/0/0%	3/3/100%
Total Net Yards	416	530
Total Plays	39	47
Yards Per Play	10.7	11.3
Rushes/Net Yards	39/354	49/256
Net Passing	62	274
Pass Attempts/Completions	20/8	47/20
Had Intercepted	2	2
Sacked/Yards Lost	0/0	3/14
Punts/Average	9/45.0	8/48.0
Penalties/Yards	7/44	2/10
Fumbles/Lost	1/0	0/0
Possession Time	22:53	37:47

Knights Fall in Heartbreaker at No. 9 Iowa State



ORLANDO – UCF came up short in its quest to hand No. 11 BYU its first loss of the season Saturday, as the Knights fell to the Cougars, 37-24, at FBC Mortgage Stadium. The Cougars jumped out to an early 17-0 lead in the contest and never looked back en route to the victory.

“It’s a disappointing loss, to say the least,” said UCF head coach Gus Malzahn. “Really good team that exposed us on some things. You know, you look at the first quarter, I think we had four or five plays. They had the ball most of the first quarter. Hats off to them. They’re a good team, but we didn’t play our best football, and that’s what disappoints me.”

BYU (8-0, 5-0 Big 12) started fast in the game and controlled the time of possession, owning a 40:28 advantage to UCF’s (3-5, 1-4) 19:32. The Cougars compiled 480 yards of total offense, while the Knights recorded 379 yards.

Jake Retzlaff passed for 228 yards on 16-of-24 attempts with a pair of touchdowns to lead the Cougs and running back LJ Martin rushed for 101 yards on 15 carries to headline BYU’s offense.

RJ Harvey surpassed 100 yards rushing for the 13th time in his career, recording 127 yards and a pair of touchdowns. Wide receiver Jacoby Jones tallied a season-high 116 receiving yards to compile his first 100-yard receiving game in a UCF uniform. He reeled in six passes to eclipse the century mark for the first time in more than two calendar years (Oct. 8, 2022).

The Orlando native topped 1,000 rushing yards for the season in the contest to become the first UCF running back with consecutive 1,000-yard seasons since Marquette Smith in 1994-95.


BYU scored on six of its first three drives to jump out to a 17-0 lead before UCF answered with a four-play, 75-yard touchdown drive capped by a two-yard rush from Harvey to cut the margin to 17-7. The Knights forced a punt on the Cougars’ next drive and a few plays later, kicker Grant Reddick connected on a career-long 38-yard field goal.

After cutting it to one possession at 17-10, BYU’s Chase Roberts shed a tackle and raced down the field for a 62-yard touchdown reception to swing the momentum back in favor of the visitors before halftime as the Cougars led 24-10 at the intermission.

Following halftime, BYU outscored UCF 10-0 in the third quarter and pulled away for the victory.

Quarterback Dylan Rizk provided a late-game spark for the Knights, as he led UCF on a pair of scoring drives in the fourth quarter to cut into the deficit. He finished the game 6-for-10 with a career-high 102 yards and a touchdown.

Defensively, Daylan Dotson led the way for the Black and Gold with eight tackles, including seven solo with three tackles for loss and two sacks. He also forced a fumble and had a quarterback hurry in his best performance in a UCF uniform. Nyjalik Kelly contributed seven tackles, while Sheldon Arnold and Quadric Bullard each tallied six.



Scoring Summary report
BYU vs UCF (Oct 26, 2024)
BYU (8-0, 5-0) vs UCF (3-5, 1-4)

Date: Oct 26
Site: Orlando
Stadium: FBC Mortgage Stadium
Attendance

SCORE BY QUARTERS					
Team	1st	2nd	3rd	4th	Total
BYU	7	17	10	3	37
UCF	0	10	0	14	24

SCORING SUMMARY

Qtr	Time	Scoring Play
1st	10:32	BYU - #12 J. Retzlaff 29 yd rush (#44 W. Ferrin kick), 8-75, 04:28
2nd	14:53	BYU - #44 W. Ferrin 41 yd FG, 18-69, 08:17
2nd	08:13	BYU - #27 L. Martin 15 yd rush (#44 W. Ferrin kick), 8-92, 04:58
2nd	07:02	UCF - #7 R. Harvey 2 yd rush (#33 G. Reddick kick), 4-75, 01:11
2nd	00:59	UCF - #33 G. Reddick 38 yd FG, 10-67, 03:02
2nd	00:27	BYU - #2 C. Roberts 62 yd pass from #12 J. Retzlaff (#44 W. Ferrin kick), 4-75, 00:32
3rd	07:01	BYU - #88 M. Ta'ase 1 yd pass from #12 J. Retzlaff (#44 W. Ferrin kick), 10-72, 06:26
3rd	03:40	BYU - #44 W. Ferrin 37 yd FG, 4-8, 02:08
4th	09:14	UCF - #7 R. Harvey 5 yd rush (#10 D. Rizk rush), 4-60, 01:29
4th	03:10	BYU - #44 W. Ferrin 36 yd FG, 11-57, 06:04
4th	00:56	UCF - #16 J. Jones 29 yd pass from #10 D. Rizk (pass from #10 D. Rizk failed), 12-89, 02:09

TIME DETAILS

Kickoff time: 03:35 PM
End of Game: 07:07 PM
Total elapsed: 03:32

OFFICIALS

Referee: Kevin Boltmann
Umpire: Mark Warner
Linesman: Eric Carmouche
Line judge: Quentin Givens
Back judge: Joel Wetzel
Field judge: Edward Vinczant
Side judge: Mario Seneca
Center judge: Marvel July
Replay Official: John Hansen

WEATHER

Weather: Sunny 84 F
Wind: North East 10 mph



GAME 8
BYU Cougars 37, UCF Knights 24
42,144 🏟️ Orlando, FBC Mortgage Stadium 🏟️ Oct 26, 2024



BYU	7	17	10	3	-	37
UCF	0	10	0	14	-	24

BYU COUGARS

PASSING	ATT	CP	YDS	SK/YD	TD	LG	INT	RTG
Jake Retzlaff	24	16	228	3/16	2	62	0	125.0
Total	24	16	228	3/16	2	62	0	125.0

RUSHING	ATT	YDS	AVG	LG	TD
LJ Martin	15	101	6.7	20	1
Hinckley Ropati	13	83	6.4	20	0
Jake Retzlaff	14	38	2.7	29	1
Keelan Marion	1	18	18.0	18	0
Will Ferrin	1	8	8.0	8	0
Parker Kingston	1	5	5.0	5	0
Chase Roberts	1	2	2.0	2	0
Miles Davis	2	0	0.0	3	0
Total	48	255	5.3	29	2

RECEIVING	NO	YDS	AVG	LG	TD
Darius Lassiter	4	54	13.5	20	0
Parker Kingston	4	37	9.3	20	0
Chase Roberts	2	75	37.5	62	1
Ryder Swanson	1	18	18.0	18	0
Cody Hagen	1	16	16.0	16	0
Hinckley Ropati	1	13	13.0	13	0
Keelan Marion	1	12	12.0	12	0
LJ Martin	1	2	2.0	2	0
Mata'ava Ta'ase	1	1	1.0	1	1
Total	16	228	14.3	62	2

TOP DEFENSE	TOT	SOLO	AST	SCK	YDS	INT
Crew Wakley	5	5	0	0.0	0.0	0
Isaiah Glasker	5	4	1	0.0	0.0	1
Blake Mangelson	4	3	1	1.0	6.0	0

UCF KNIGHTS

PASSING	ATT	CP	YDS	SK/YD	TD	LG	INT	RTG
Dylan Rizk	10	6	102	0/0	1	32	0	127.9
Jacurri Brown	17	8	96	1/6	0	40	2	25.3
Total	27	14	198	1/6	1	40	2	57.3

RUSHING	ATT	YDS	AVG	LG	TD
RJ Harvey	16	127	7.9	54	2
Dylan Rizk	4	31	7.8	11	0
Jacurri Brown	6	9	1.5	6	0
Johnny Richardson	1	9	9.0	9	0
Ja'Varrius Johnson	1	4	4.0	4	0
Myles Montgomery	1	1	1.0	1	0
Total	29	181	6.2	54	2

RECEIVING	NO	YDS	AVG	LG	TD
Jacoby Jones	6	116	19.3	40	1
Chauncey Magwood	3	57	19.0	32	0
RJ Harvey	2	10	5.0	11	0
Randy Pittman Jr.	2	9	4.5	6	0
Kobe Hudson	1	6	6.0	6	0
Total	14	198	14.1	40	1

TOP DEFENSE	TOT	SOLO	AST	SCK	YDS	INT
Daylan Dotson	8	7	1	2.0	6.0	0
Nyjalik Kelly	7	3	4	0.0	0.0	0
Sheldon Arnold, II	6	4	2	0.0	0.0	0

Team Statistics

	Cougars	Knights
First Downs	29	18
3rd-Down Eff. (Made/Att/Pct)	7/15/47%	2/10/20%
4th-Down Eff. (Made/Att/Pct)	2/2/100%	2/2/100%
Total Net Yards	480	379
Total Plays	48	28
Yards Per Play	10.0	13.5
Rushes/Net Yards	51/252	29/181
Net Passing	228	198
Pass Attempts/Completions	24/16	27/14
Had Intercepted	0	2
Sacked/Yards Lost	3/16	1/6
Punts/Average	2/41.0	4/43.0
Penalties/Yards	8/50	5/55
Fumbles/Lost	2/1	1/0
Possession Time	40.85	19.15



TEAM STATISTICS

	UCF	OPP
Scoring	243	217
Points per game	30.4	27.1
Points Off Turnovers	45	20
First Downs	181	168
Rushing	112	58
Passing	61	94
Penalty	8	16
Rushing Yardage	2143	1055
Yards gained rushing	2301	1203
Yards lost rushing	158	148
Rushing attempts	357	269
Average per rush	6.0	3.9
Average per game	267.9	131.9
TDs Rushing	21	11
Passing Yardage	1495	1978
Comp-Att-Int	106-190-8	178-277-9
Average per pass	7.9	7.1
Average per catch	14.1	11.1
Average per game	186.9	247.3
TDs Passing	9	14
Total offense	3638	3033
Total plays	547	546
Average per play	6.7	5.6
Average per game	454.8	379.1
Kick returns: #-Yards	18-350	9-162
Punt returns: #-Yards	14-139	8-129
Int returns: #-Yards	9-231	8-6
Kick return average	19.4	18.0
Punt return average	9.9	16.1
Int return average	25.7	0.8
Fumbles-Lost	9-6	5-1
Penalties-Yards	49-418	51-347
Average per game	52.3	43.4
Punts-Yards	29-1291	40-1684
Average per punt	44.5	42.1
Net punt average	39.4	37.6
Kickoffs-Yards	46-2928	46-2885
Average per kick	63.7	62.7
Net kick average	40.5	40.2
Time of possession / game	27:47	32:13
3rd-down conversion	43/105	50/116
3rd-down pct	41%	43%
4rd-down conversion	9/17	7/9

TEAM STATISTICS

	UCF	OPP
4rd-down pct	53%	78%
Sacks by-Yards	11-65	19-116
Misc Yards	0	0
Touchdowns scored	31	26
Field goals - attempts	8-11	12-15
On-Side kicks	0-1	0-0
Red-zone scores	(25-31) 81%	(28-30) 93%
Red-zone touchdowns	(18-31) 58%	(18-30) 60%
PAT-attempts	(27-28) 96%	(23-25) 92%
2-point conversion-attempts	(2-3) 67%	(1-1) 100%
Attendance	218470	200758
Games / Avg per game	5/43694	3/66919
Neutral site games	-	0/0

Score by Periods

Team	1st	2nd	3rd	4th	OT	TOT
UCF	37	74	79	53	0	243
Opponents	59	71	50	37	0	217



FBC Mortgage Stadium against Sam Houston on Saturday, Sept. 7

INDIVIDUAL STATISTICS

Rushing

Player	gp	att	gain	loss	net	avg	td	lg	avg/g
RJ Harvey	8	149	1035	18	1017	6.8	13	80	127.1
Jacurri Brown	5	44	374	35	339	7.7	2	67	67.8
Peny Boone	6	34	208	0	208	6.1	2	59	34.7
KJ Jefferson	5	61	272	79	193	3.2	2	23	38.6
Myles Montgomery	6	25	158	2	156	6.2	2	25	26.0
Johnny Richardson	7	20	105	7	98	4.9	0	12	14.0
Xavier Townsend	4	12	96	8	88	7.3	0	18	22.0
Dylan Rizk	2	5	34	0	34	6.8	0	11	17.0
EJ Colson	2	3	12	6	6	2.0	0	8	3.0
Ja'Varrius Johnson	7	2	4	1	3	1.5	0	4	0.4
Kameron Ingram	3	2	3	2	1	0.5	0	3	0.3
Total	8	357	2301	158	2143	6.0	21	80	267.9
Opponents	8	269	1203	148	1055	3.9	11	57	131.9

Passing

Player	gp	effic	comp-att-int	pct	yds	td	lg	avg/g
KJ Jefferson	5	152.0	64-108-4	59.3	1012	7	75	202.4
Jacurri Brown	5	93.6	34-66-4	51.5	387	1	40	77.4
Dylan Rizk	2	171.5	7-11-0	63.6	102	1	32	51.0
EJ Colson	2	12.4	1-4-0	25.0	-6	0	0	-3.0
Team	8	0.0	0-1-0	0.0	0	0	0	0.0
Total	8	129.1	106-190-8	55.8	1495	9	75	186.9
Opponents	8	134.4	178-277-9	64.3	1978	14	64	247.3

Receiving

Player	gp	no.	yds	avg	td	lg	avg/g
Kobe Hudson	8	27	509	18.9	3	53	63.6
Randy Pittman Jr.	8	16	186	11.6	0	30	23.3
RJ Harvey	8	11	205	18.6	2	75	25.6
Johnny Richardson	7	10	69	6.9	1	22	9.9
Xavier Townsend	4	10	69	6.9	1	22	17.3
Ja'Varrius Johnson	7	8	40	5.0	0	13	5.7
Jacoby Jones	8	8	145	18.1	1	40	18.1
Trent Whittemore	7	4	99	24.8	0	54	14.1
Chauncey Magwood	8	4	91	22.8	0	34	11.4
Jarrad Baker	8	2	5	2.5	0	4	0.6
Kylan Fox	7	2	11	5.5	0	6	1.6
Evan Morris	8	1	2	2.0	0	2	0.3
Peny Boone	6	1	9	9.0	0	9	1.5
Myles Montgomery	6	1	49	49.0	1	49	8.2
Grant Stevens	4	1	6	6.0	0	6	1.5
Total	8	106	1495	14.1	9	75	186.9
Opponents	8	178	1978	11.1	14	64	247.3

Punt Returns

Player	no.	yds	avg	td	lg
Xavier Townsend	10	121	12.1	0	26
Trent Whittemore	4	18	4.5	0	8
Total	14	139	9.9	0	26
Opponents	8	129	16.1	0	36

Interceptions

Player	no.	yds	avg	td	lg
Deshawn Pace	2	37	18.5	0	37
Brandon Adams	2	66	33.0	1	63
Mac McWilliams	1	27	27.0	0	27
Ladarius Tennison	1	0	0.0	0	0
Sheldon Arnold, II	1	22	22.0	0	22
Antione Jackson	1	9	9.0	0	9
Braeden Marshall	1	70	70.0	0	70
Total	9	231	25.7	1	70
Opponents	8	6	0.8	0	6

Kick Returns

Player	no.	yds	avg	td	lg
Xavier Townsend	7	162	23.1	0	38
Christian Peterson	5	76	15.2	0	23
Ladarius Tennison	3	62	20.7	0	24
RJ Harvey	2	37	18.5	0	20
Randy Pittman Jr.	1	13	13.0	0	13
Total	18	350	19.4	0	38
Opponents	9	162	18.0	0	31

Fumble Returns

Player	no.	yds	avg	td	lg
Malachi Lawrence	1	0	0.0	0	0
Total	1	0	0.0	0	0
Opponents	6	104	17.3	1	95

INDIVIDUAL STATISTICS

Scoring

Player	td	fg	PAT				dpx	saf	pts
			kick	rush	rcv	pass			
RJ Harvey	15	-	-	-	1	-	-	-	92
Colton Boomer	-	3-6	19-20	-	-	-	-	-	28
Grant Reddick	-	5-5	8-8	-	-	-	-	-	23
Kobe Hudson	3	-	-	-	-	-	-	-	18
Myles Montgomery	3	-	-	-	-	-	-	-	18
KJ Jefferson	2	-	-	-	-	1	-	-	12
Peny Boone	2	-	-	-	-	-	-	-	12
Jacurri Brown	2	-	-	-	-	-	-	-	12
Johnny Richardson	1	-	-	-	-	-	-	-	6
Brandon Adams	1	-	-	-	-	-	-	-	6
Jacoby Jones	1	-	-	-	-	-	-	-	6
Xavier Townsend	1	-	-	-	-	-	-	-	6
Dylan Rizk	-	-	-	1	-	-	-	-	2
Total	31	8-11	27-28	1	1	1	0	1	243
Opponents	26	12-15	23-25	1	0	0	0	0	217

Field Goals

Player	fg	pct.	01-19	20-29	30-39	40-49	50-99	lg	blk
Colton Boomer	3-6	50.0	0-0	1-2	0-0	1-2	1-2	50	2
Grant Reddick	5-5	100.0	0-0	3-3	2-2	0-0	0-0	38	0
Opponents	12-15	80.0	0-0	3-3	6-7	2-2	1-3	51	0

FG Sequence

Team Name	UCF	Opponents
Florida	(27),(37)	(28),53
TCU	47,27	(31),(24),58
Cincinnati	(22),(29)	(22),36,(51)

Total Offense

Player	g	plays	rush	pass	total	avg/g
KJ Jefferson	5	169	193	1012	1205	241.0
RJ Harvey	8	149	1017	0	1017	127.1
Jacurri Brown	5	110	339	387	726	145.2
Peny Boone	6	34	208	0	208	34.7
Myles Montgomery	6	25	156	0	156	26.0
Dylan Rizk	2	16	34	102	136	68.0
Johnny Richardson	7	20	98	0	98	14.0
Xavier Townsend	4	12	88	0	88	22.0
Ja'Varrius Johnson	7	2	3	0	3	0.4
Kameron Ingram	3	2	1	0	1	0.3
Team	8	0	0	0	0	0.0
Total	8	547	2143	1495	3638	454.8
Opponents	8	546	1055	1978	3033	379.1

Punting

Player	no.	yds	avg	lg	tb	fc	i20	50+	blk
Mitch McCarthy	29	1291	44.5	56	1	18	10	5	0
Total	29	1291	44.5	56	1	18	10	5	0
Opponents	40	1684	42.1	59	2	15	11	13	1

Kickoffs

Player	no.	yds	avg	tb	ob	retn	net	ydln
Colton Boomer	23	1464	63.7	20	1			
Evan Morris	19	1225	64.5	15	0			
Grant Reddick	4	239	59.8	0	0			
Total	46	2928	63.7	35	1	9	40.5	24
Opponents	46	2885	62.7	16	0	18	40.2	24



UCF Mascot, Knightro

DEFENSIVE STATISTICS

##	Player	gp	Tackles				Sacks	Pass defense			Fumbles		blkd	
			ua	a	tot	tfl/yds		int-yds	brup	qbh	fr-yds	ff	kick	saf
10	Quadric Bullard	8	23	18	41
3	Deshawn Pace	8	28	10	38	2-8	.	2-37	1
32	Ethan Barr	8	16	21	37	1.5-7	.	.	1	2
24	Xe'ree Alexander	8	17	19	36	4-8	.	.	.	2
9	Sheldon Arnold, II	8	24	9	33	1-2	.	1-22
11	Nyjalik Kelly	8	15	15	30	4-22	2-15	.	1	2	.	2	.	.
2	Lee Hunter	8	13	14	27	5-16	1-5	.	.	4
14	Jesiah Pierre	8	11	14	25	2.5-7	.	.	1
4	Braeden Marshall	8	17	5	22	3-12	.	1-70	3
44	Matthew Alexander	8	11	11	22	2-9	.	.	.	2
20	Mac McWilliams	7	17	4	21	4-14	.	1-27	1	.	.	1	.	.
13	Ladarius Tennison	7	13	8	21	1-6	.	1-0	2	1	.	.	1	.
15	Daylan Dotson	8	13	8	21	7-19	3-10	.	1	2	.	1	.	.
5	Ricky Barber	8	9	10	19	3-11	1-10	.	.	8
0	Brandon Adams	8	10	4	14	1-1	.	2-66	2
7	Antione Jackson	8	7	5	12	0.5-1	.	1-9	3
51	Malachi Lawrence	8	8	3	11	3-13	2-12	.	1	3	1-0	.	.	.
1	Ja'Cari Henderson	6	5	6	11	0.5-1
6	Isaiah Nixon	8	4	4	8	1-3	1-3
27	Chasen Johnson	8	7	.	7	.	.	.	2	.	.	.	1	.
99	Jamaal Johnson	7	4	3	7	2-12	1-10
12	Bryon Threats	4	6	1	7	1-1
28	Andrew Harris	8	2	4	6	0.5-1
5	Randy Pittman Jr.	8	4	1	5
29	William Wells	4	3	.	3
33	Kaven Call	3	2	.	2
87	Andrew Rumph	2	.	2	2
26	Christian Peterson	3	1	1	2
98	Tyreek'e Robinson	2	.	2	2	.	.	.	1
9	Ja'Varrius Johnson	7	2	.	2
23	Tre'Quon Fegans	4	2	.	2
30	Kam Moore	3	1	1	2
91	Keshaun Hudson	2	.	2	2
40	Mitch McCarthy	8	1	.	1
16	TJ Bullard	5	.	1	1	0.5-0
3	Xavier Townsend	4	1	.	1
4	Chauncey Magwood	8	.	1	1
17	Jaylen Heyward	6	1	.	1
22	Qua Birdsong	4	1	.	1
2	Kobe Hudson	8	1	.	1
53	Keeron Henderson	2	.	1	1

TEAM GAME-BY-GAME

Date	Opponent	Rushing				Receiving				Passing				Kick Returns				Punt Returns				tot			
		no.	yds	td	lg	no.	yds	td	lg	cmp	att	int	yds	td	lg	no.	yds	td	lg	no.	yds	td	lg	off	
08/29/2024	New Hampshire	54	454	5	60	11	185	2	49	11-22-1				185	2	49	3	84	0	38	7	89	0	26	639
09/07/2024	Sam Houston	57	384	6	26	14	170	0	53	14-17-0				170	0	53	1	20	0	20	1	13	0	13	554
09/14/2024	at TCU	54	289	2	27	13	230	3	45	13-22-0				230	3	45	1	13	0	13	1	-3	0	0	519
09/28/2024	Colorado	44	177	1	23	20	284	2	75	20-35-2				284	2	75	5	107	0	30	2	25	0	15	461
10/05/2024	at Florida	40	108	1	13	12	165	0	35	12-22-1				165	0	35	2	33	0	20	0	0	0	0	273
10/12/2024	Cincinnati	40	196	0	31	14	201	1	34	14-25-0				201	1	34	2	33	0	17	1	0	0	0	397
10/19/2024	at Iowa St.	39	354	4	80	8	62	0	15	8-20-2				62	0	15	2	38	0	23	2	15	0	8	416
10/26/2024	BYU	29	181	2	54	14	198	1	40	14-27-2				198	1	40	2	22	0	15	0	0	0	0	379
UCF		357	2143	21	80	106	1495	9	75	106-190-8				1495	9	75	18	350	0	38	14	139	0	26	3638
Opponents		269	1055	11	57	178	1978	14	64	178-277-9				1978	14	64	9	162	0	31	8	129	0	36	3033

UCF Averages

Games	Avg/ rush	Avg/ catch	Pass effic	KR avg	PR avg	All purpose avg/game	Total offense avg/game
8	6.0	14.1	129.1	19.4	9.9	544.8	454.8

Date	Opponent	Tackles				Sacks no-yds	Fumble		Pass Defense			blkd kick	PAT attempts			off		
		ua	a	total	tfl-yds		ff	fr-yds	int-yds	qbh	brup		kick	rush	rcv	saf	t/o	pts
08/29/2024	New Hampshire	30	30	60	7.0-26	0-0	0	0-0	2-46	6	3	1	7-7	0	0	1	14	57
09/07/2024	Sam Houston	32	20	52	6.0-15	1-9	1	0-0	2-49	3	1	0	6-6	0	0	0	14	45
09/14/2024	at TCU	32	26	58	1.0-6	0-0	0	0-0	0-0	4	4	0	3-4	0	1	0	0	35
09/28/2024	Colorado	40	26	66	8.0-40	2-13	0	0-0	1-0	1	2	0	3-3	0	0	0	0	21
10/05/2024	at Florida	37	18	55	4.0-8	0-0	1	0-0	0-0	0	2	0	1-1	0	0	0	0	13
10/12/2024	Cincinnati	44	22	66	8.0-31	2-13	0	0-0	2-3	2	2	0	1-1	0	0	0	3	13
10/19/2024	at Iowa St.	42	34	76	7.0-19	3-14	0	0-0	2-133	7	5	1	5-5	0	0	0	14	35
10/26/2024	BYU	45	32	77	9.0-29	3-16	2	1-0	0-0	3	1	0	1-1	1	0	0	0	24
UCF		302	208	510	50.0-174	11-65	4	1-0	9-231	26	20	2	27-28	1	1	1	45	243
Opponents		320	262	582	45.0-173	19-116	7	6-104	8-6	10	22	3	23-25	1	0	0	20	217

Date	Opponent	Punting										Field Goals			Kickoffs				
		no.	yds	avg	long	blkd	tb	fc	50+	i20		md-att	long	blkd	no.	yds	avg	tb	ob
08/29/2024	New Hampshire	2	75	37.5	41	0	0	2	0	2		2-2	44	0	10	629	62.9	6	0
09/07/2024	Sam Houston	2	78	39.0	42	0	0	1	0	1		1-1	50	0	8	519	64.9	6	0
09/14/2024	at TCU	3	152	50.7	51	0	0	0	3	1		0-2	0	2	6	390	65.0	6	0
09/28/2024	Colorado	3	127	42.3	47	0	0	2	0	1		0-1	0	0	4	230	57.5	3	1
10/05/2024	at Florida	3	139	46.3	49	0	0	3	0	0		2-2	37	0	4	259	64.8	3	0
10/12/2024	Cincinnati	3	139	46.3	52	0	0	2	1	0		2-2	29	0	4	260	65.0	4	0
10/19/2024	at Iowa St.	9	407	45.2	56	0	1	5	1	2		0-0	0	0	6	385	64.2	4	0
10/26/2024	BYU	4	174	43.5	46	0	0	3	0	3		1-1	38	0	4	256	64.0	3	0
UCF		29	1291	44.5	56	0	1	18	5	10		8-11	50	2	46	2928	63.7	35	1
Opponents		40	1684	42.1	59	1	2	15	13	11		12-15	51	0	46	2885	62.7	16	0

INDIVIDUAL GAME-BY-GAME

#1 KJ Jefferson	Comp	Att	Int	Pct	Yards	TD	Long	Sacked	Effic.
New Hampshire	7	14	1	50.0	164	2	49	1-4	181.3
Sam Houston	12	15	0	80.0	169	0	53	2-14	174.6
TCU	13	22	0	59.1	230	3	45	0-0	191.9
Colorado	20	35	2	57.1	284	2	75	5-21	132.7
Florida	12	22	1	54.5	165	0	35	5-37	108.5
Totals	64	108	4	59.3	1012	7	75	13-76	152.0

#10 Dylan Rizk	Comp	Att	Int	Pct	Yards	TD	Long	Sacked	Effic.
Sam Houston	1	1	0	100.0	0	0	0	0-0	100.0
BYU	6	10	0	60.0	102	1	32	0-0	178.7
Totals	7	11	0	63.6	102	1	32	0-0	171.5

#11 Jacurri Brown	Comp	Att	Int	Pct	Yards	TD	Long	Sacked	Effic.
New Hampshire	4	8	0	50.0	21	0	6	0-0	72.1
Sam Houston	1	1	0	100.0	1	0	1	0-0	108.4
Cincinnati	13	20	0	65.0	207	1	34	4-28	168.4
Iowa St.	8	20	2	40.0	62	0	15	0-0	46.0
BYU	8	17	2	47.1	96	0	40	1-6	71.0
Totals	34	66	4	51.5	387	1	40	5-34	93.6

#12 EJ Colson	Comp	Att	Int	Pct	Yards	TD	Long	Sacked	Effic.
Cincinnati	1	4	0	25.0	-6	0	0	1-6	12.4
Totals	1	4	0	25.0	-6	0	0	1-6	12.4

Rushing

Player	No-Yds/TD	UNH	SHSU	TCU	CU	UF	UC	IowaSt	BYU
RJ Harvey	149-1017/13	11-142/2	19-126/4	29-180/2	16-77/0	16-75/1	17-94/0	25-196/2	16-127/2
KJ Jefferson	61-193/2	11-39/1	9-50/0	9-46/0	20-76/1	12--18/0	DNP	DNP	DNP
Jacurri Brown	44-339/2	7-60/0	2-32/0	DNP	DNP	DNP	16-84/0	13-154/2	6-9/0
Peny Boone	34-208/2	7-81/1	10-54/1	7-24/0	2-7/0	8-42/0	-	DNP	DNP
Myles Montgomery	25-156/2	8-77/1	9-51/1	3-13/0	DNP	DNP	3-10/0	1-4/0	1-1/0
Johnny Richardson	20-98/0	7-40/0	2-19/0	2-7/0	4-11/0	3-10/0	1-2/0	DNP	1-9/0
Xavier Townsend	12-88/0	2-12/0	4-51/0	4-19/0	2-6/0	DNP	DNP	DNP	DNP
Dylan Rizk	5-34/0	DNP	1-3/0	DNP	DNP	DNP	DNP	DNP	4-31/0
EJ Colson	3-6/0	DNP	DNP	DNP	DNP	DNP	3-6/0	-	DNP
Ja'Varrius Johnson	2-3/0	DNP	-	-	-	1--1/0	-	-	1-4/0
Kameron Ingram	2-1/0	1-3/0	1--2/0	DNP	-	DNP	DNP	DNP	DNP

Receiving

Player	No-Yds/TD	UNH	SHSU	TCU	CU	UF	UC	IowaSt	BYU
Kobe Hudson	27-509/3	2-61/0	5-104/0	6-145/2	2-39/0	1-14/0	7-114/1	3-26/0	1-6/0
Randy Pittman Jr.	16-186/0	1-20/0	2-32/0	3-43/0	3-18/0	3-44/0	-	2-20/0	2-9/0
RJ Harvey	11-205/2	1-8/0	-	1-29/1	4-92/1	1-35/0	2-31/0	-	2-10/0
Johnny Richardson	10-69/1	1-22/1	1-5/0	-	2-10/0	5-38/0	1--6/0	DNP	-
Xavier Townsend	10-69/1	1-4/0	3-17/0	2--2/0	4-50/1	DNP	DNP	DNP	DNP
Jacoby Jones	8-145/1	-	-	1-15/0	-	-	1-14/0	-	6-116/1
Ja'Varrius Johnson	8-40/0	DNP	1-0/0	-	2-10/0	-	2-14/0	3-16/0	-
Trent Whittemore	4-99/0	-	1-11/0	DNP	1-54/0	2-34/0	-	-	-
Chauncey Magwood	4-91/0	-	-	-	-	-	1-34/0	-	3-57/0
Kylan Fox	2-11/0	2-11/0	-	-	DNP	-	-	-	-
Jarrad Baker	2-5/0	1-4/0	1-1/0	-	-	-	-	-	-
Myles Montgomery	1-49/1	1-49/1	-	-	DNP	DNP	-	-	-
Peny Boone	1-9/0	-	-	-	1-9/0	-	-	DNP	DNP
Grant Stevens	1-6/0	1-6/0	-	DNP	-	DNP	DNP	DNP	-
Evan Morris	1-2/0	-	-	-	1-2/0	-	-	-	-



TEAM GAME HIGHS

RUSHES	57	Sam Houston (09/07/2024)
YARDS RUSHING	454	New Hampshire (08/29/2024)
YARDS PER RUSH	9.1	at Iowa St. (10/19/2024)
TD RUSHES	6	Sam Houston (09/07/2024)
PASS ATTEMPTS	35	Colorado (09/28/2024)
PASS COMPLETIONS	20	Colorado (09/28/2024)
YARDS PASSING	284	Colorado (09/28/2024)
YARDS PER PASS	10.5	at TCU (09/14/2024)
TD PASSES	3	at TCU (09/14/2024)
TOTAL PLAYS	79	Colorado (09/28/2024)
TOTAL OFFENSE	639	New Hampshire (08/29/2024)
YARDS PER PLAY	8.4	New Hampshire (08/29/2024)
POINTS	57	New Hampshire (08/29/2024)
SACKS BY	3	BYU (10/26/2024)
	3	at Iowa St. (10/19/2024)
FIRST DOWNS	30	at TCU (09/14/2024)
PENALTIES	10	Cincinnati (10/12/2024)
PENALTY YARDS	80	Colorado (09/28/2024)
TURNOVERS	4	Colorado (09/28/2024)
PUNTS	9	at Iowa St. (10/19/2024)
PUNTING AVG	50.7	at TCU (09/14/2024)
LONG PUNT	56	at Iowa St. (10/19/2024)
PUNTS INSIDE 20	3	BYU (10/26/2024)
LONG PUNT RETURN	26	New Hampshire (08/29/2024)

INDIVIDUAL GAME HIGHS

RUSHES	29	RJ Harvey at TCU (09/14/2024)
YARDS RUSHING	196	RJ Harvey at Iowa St. (10/19/2024)
TD RUSHES	4	RJ Harvey vs Sam Houston (09/07/2024)
LONG RUSH	80	RJ Harvey at Iowa St. (10/19/2024)
PASS ATTEMPTS	35	KJ Jefferson vs Colorado (09/28/2024)
PASS COMPLETIONS	20	KJ Jefferson vs Colorado (09/28/2024)
YARDS PASSING	284	KJ Jefferson vs Colorado (09/28/2024)
TD PASSES	3	KJ Jefferson at TCU (09/14/2024)
LONG PASS	75	KJ Jefferson vs Colorado (09/28/2024)
RECEPTIONS	7	Kobe Hudson vs Cincinnati (10/12/2024)
YARDS RECEIVING	145	Kobe Hudson at TCU (09/14/2024)
TD RECEPTIONS	2	Kobe Hudson at TCU (09/14/2024)
LONG RECEPTION	75	RJ Harvey vs Colorado (09/28/2024)
PUNTS	9	Mitch McCarthy at Iowa St. (10/19/2024)
PUNTING AVG	50.7	Mitch McCarthy at TCU (09/14/2024)
LONG PUNT	56	Mitch McCarthy at Iowa St. (10/19/2024)
PUNTS INSIDE 20	3	Mitch McCarthy vs BYU (10/26/2024)
LONG PUNT RETURN	26	Xavier Townsend vs New Hampshire (08/29/2024)
LONG KICKOFF RETURN	38	Xavier Townsend vs New Hampshire (08/29/2024)
TACKLES	11	Xe'ree Alexander at Iowa St. (10/19/2024)
	11	Deshawn Pace at TCU (09/14/2024)
SACKS	2	Daylan Dotson vs BYU (10/26/2024)
TACKLES FOR LOSS	3	Daylan Dotson vs BYU (10/26/2024)



PLAYER PARTICIPATION

##	Player	GP-GS	UNH	SHSU	TCU	CU	UF	UC	IowaSt	BYU
0	Johnny Richardson	7/1	XXX	XXX	XXX	XXX	XXX	XXX	...	START
0	Brandon Adams	8/8	START	START	START	START	START	START	START	START
1	KJ Jefferson	5/5	START	START	START	START	START
1	Ja'Cari Henderson	6/0	XXX	XXX	...	XXX	...	XXX	XXX	XXX
2	Kobe Hudson	8/8	START	START	START	START	START	START	START	START
2	Lee Hunter	8/6	START	START	XXX	START	START	START	START	XXX
3	Deshawn Pace	8/7	START	XXX	START	START	START	START	START	START
3	Xavier Townsend	4/3	START	XXX	START	START
4	Chauncey Magwood	8/0	XXX	XXX	XXX	XXX	XXX	XXX	XXX	XXX
4	Braeden Marshall	8/6	START	START	START	START	START	START	XXX	XXX
5	Ricky Barber	8/7	START	START	START	XXX	START	START	START	START
5	Randy Pittman Jr.	8/6	XXX	START	START	START	START	XXX	START	START
6	Isaiah Nixon	8/0	XXX	XXX	XXX	XXX	XXX	XXX	XXX	XXX
6	Kylan Fox	7/0	XXX	XXX	XXX	...	XXX	XXX	XXX	XXX
7	RJ Harvey	8/8	START	START	START	START	START	START	START	START
7	Antione Jackson	8/0	XXX	XXX	XXX	XXX	XXX	XXX	XXX	XXX
8	Demari Henderson	0/0
8	Bredell Richardson	0/0
9	Ja'Varrius Johnson	7/4	...	START	XXX	XXX	START	START	START	XXX
9	Sheldon Arnold, II	8/5	START	START	START	XXX	XXX	XXX	START	START
10	Quadric Bullard	8/7	START	START	START	START	START	START	XXX	START
10	Dylan Rizk	2/0	...	XXX	XXX
11	Jacurri Brown	5/2	XXX	XXX	XXX	START	START
11	Nyjalik Kelly	8/7	START	START	START	START	START	START	START	XXX
12	Bryon Threats	4/0	XXX	XXX	XXX	XXX
12	EJ Colson	2/1	START	XXX	...
13	Ladarius Tennison	7/4	XXX	XXX	XXX	START	START	START	START	...
13	Peny Boone	6/0	XXX	XXX	XXX	XXX	XXX	XXX
14	Jesiah Pierre	8/0	XXX	XXX	XXX	XXX	XXX	XXX	XXX	XXX
15	Daylan Dotson	8/1	XXX	XXX	XXX	XXX	XXX	XXX	XXX	START
15	Tyree Patterson	0/0
16	Jacoby Jones	8/0	XXX	XXX	XXX	XXX	XXX	XXX	XXX	XXX
16	TJ Bullard	5/0	XXX	XXX	XXX	XXX	XXX
17	Jaylen Heyward	6/0	XXX	XXX	XXX	XXX	XXX	XXX
17	Riley Trujillo	0/0
18	Jakob Gude	5/0	XXX	XXX	XXX	XXX	XXX	...
19	Jarrad Baker	8/0	XXX	XXX	XXX	XXX	XXX	XXX	XXX	XXX
19	Hudson Gibbs	3/0	XXX	XXX	XXX
20	Mac McWilliams	7/7	START	START	START	START	START	START	START	...
20	Kameron Ingram	3/0	XXX	XXX	...	XXX
21	Cedrick Hawkins Jr.	1/0	XXX
21	Stacy Gage	2/0	XXX	XXX
22	Myles Montgomery	6/0	XXX	XXX	XXX	XXX	XXX	XXX
22	Qua Birdsong	4/0	XXX	XXX	...	XXX	XXX
23	Tre'Quon Fegans	4/0	XXX	XXX	...	XXX	XXX
24	Xe'ree Alexander	8/3	XXX	START	XXX	XXX	XXX	XXX	START	START
25	Cam Vining	6/0	XXX	XXX	XXX	XXX	XXX	XXX
26	Brock Hansel	0/0
26	Christian Peterson	3/0	XXX	XXX	XXX
27	Chasen Johnson	8/1	XXX	XXX	XXX	XXX	XXX	XXX	XXX	START
28	Andrew Harris	8/0	XXX	XXX	XXX	XXX	XXX	XXX	XXX	XXX
29	William Wells	4/0	XXX	XXX	XXX	XXX
30	Kam Moore	3/0	XXX	XXX	XXX
31	DJ McCormick	0/0
32	Ethan Barr	8/8	START	START	START	START	START	START	START	START
32	Michael Carter	1/0	XXX
33	Kaven Call	3/0	XXX	XXX	XXX
33	Grant Reddick	5/0	XXX	XXX	XXX	XXX	XXX
34	Terrell Jackson	0/0
35	Colton Boomer	4/0	XXX	XXX	XXX	XXX

PLAYER PARTICIPATION

#	Player	GP-GS	UNH	SHSU	TCU	CU	UF	UC	IowaSt	BYU
36	Chase Jarrett	0/0
37	Preston Foreman	0/0
38	Jashad Presley	1/0	XXX
39	R.D. Cooper	0/0
40	Mitch McCarthy	8/0	XXX	XXX	XXX	XXX	XXX	XXX	XXX	XXX
41	Gage King	8/0	XXX	XXX	XXX	XXX	XXX	XXX	XXX	XXX
41	Jack Morgan	0/0
42	Aidan Fedigan	1/0	XXX
43	Tyler Wrenn	0/0
44	Evan Morris	8/4	START	START	START	XXX	XXX	START	XXX	XXX
44	Matthew Alexander	8/3	XXX	XXX	START	START	XXX	XXX	XXX	START
45	Quentin Hatch	0/0
46	Nicholas Antoine	0/0
48	Troy Ford Jr.	0/0
49	Quinten Johnson	7/0	XXX	XXX	XXX	XXX	XXX	...	XXX	XXX
50	Patrick Barnett	0/0
51	Malachi Lawrence	8/8	START	START	START	START	START	START	START	START
51	Jack Bernstein	0/0
52	Caden Kitler	7/7	START	START	START	START	START	...	START	START
53	Keeron Henderson	2/0	XXX	XXX
54	Waltclaire Flynn	0/0
55	Cameron Kinnie	7/1	XXX	XXX	XXX	...	XXX	START	XXX	XXX
55	John Walker	0/0
56	Jonathan Cline	0/0
58	Josh Dorsainvil	1/0	XXX
59	Keyon Cox	2/0	XXX	XXX
62	Jabari Brooks	4/0	XXX	XXX	XXX	XXX
64	Shaheem Hill	0/0
66	Colin Cook	0/0
68	Ethan Higgins	0/0
69	Paul Rubelt	8/8	START	START	START	START	START	START	START	START
70	Chase Malamala	0/0
71	Thomas Garity	0/0
72	Marcellus Marshall	8/8	START	START	START	START	START	START	START	START
73	Wes Dorsey	3/0	XXX	XXX	XXX
74	Matthew Prigmore	1/0	XXX
75	Andrew Phelan	0/0
76	Adrian Medley	8/8	START	START	START	START	START	START	START	START
77	Keegan Smith	8/0	XXX	XXX	XXX	XXX	XXX	XXX	XXX	XXX
78	Amari Kight	8/8	START	START	START	START	START	START	START	START
80	Trent Whittemore	7/6	START	XXX	...	START	START	START	START	START
81	Kason Stokes	0/0
82	Jordyn Bridgewater	0/0
83	Reece Adkins	0/0
84	Thomas Wadsworth	8/0	XXX	XXX	XXX	XXX	XXX	XXX	XXX	XXX
85	Carson Hinshaw	0/0
86	Jordan Davis	0/0
87	Dwartney Wortham	1/0	XXX
87	Andrew Rumph	2/0	XXX	XXX
88	Grant Stevens	4/0	XXX	XXX	...	XXX	XXX
88	Derrick LeBlanc	0/0
89	Caleb Rollerson	1/0	XXX
90	Marcus Downs	0/0
91	Keshaun Hudson	2/0	XXX	XXX
98	Kevin Carrigan	0/0
98	Tyreek'e Robinson	2/0	XXX	XXX
99	Jamaal Johnson	7/0	XXX	XXX	XXX	XXX	XXX	XXX	XXX	...



STATS MATCH-UP: TEAMS



11/02/2024 VS. ARIZONA

UCF			ARIZONA		
	UCF	OPPONENTS		ARIZONA	OPPONENTS
FIRST DOWNS	181	168	FIRST DOWNS	157	157
Rushing	112	58	Rushing	55	70
Passing	61	94	Passing	88	73
Penalty	8	16	Penalty	14	14
Third Down-Made/Att	43/105	50/116	Third Down-Made/Att	40/105	45/109
Third Down Efficiency	41.0%	43.1%	Third Down Efficiency	38.1%	41.3%
Fourth Down-Made/Att	9/17	7/9	Fourth Down-Made/Att	6/13	9/18
Fourth Down Efficiency	52.9%	77.8%	Fourth Down Efficiency	46.2%	50.0%
TOTAL NET YARDS	3,638	3,033	TOTAL NET YARDS	3,112	2,935
Avg. Per Game	454.8	379.1	Avg. Per Game	389.0	366.9
Total Plays	339	261	Total Plays	210	261
Avg. Per Play	10.7	11.6	Avg. Per Play	14.8	11.2
NET YARDS RUSHING	2,143	1,055	NET YARDS RUSHING	1,030	1,217
Avg. Per Game	267.9	131.9	Avg. Per Game	128.8	152.1
Total Rushes	357	269	Total Rushes	225	274
Avg. Per Rush	6.0	3.9	Avg. Per Rush	4.6	4.4
NET YARDS PASSING	1,495	1,978	NET YARDS PASSING	2,082	1,718
Avg. Per Game	186.9	247.3	Avg. Per Game	260.3	214.8
Sacked/Yards Lost	19/116	11/65	Sacked/Yards Lost	15/122	13/86
Gross Yards	1,611	2,043	Gross Yards	2,204	1,804
Attempts/Completions	190/106	277/178	Attempts/Completions	291/174	248/150
Pct. of Completion	55.8%	64.3%	Pct. of Completion	59.8%	60.5%
Had Intercepted	8	9	Had Intercepted	10	6
PUNTS/AVERAGE	29/44.5	39/43.2	PUNTS/AVERAGE	28/42.8	30/45.4
Net Punting Average	43.8	42.2	Net Punting Average	42.8	45.4
PUNT RETURN/AVG.	14/9.9	8/16.1	PUNT RETURN/AVG.	15/5.7	10/13.6
KICKOFF RETURN/AVG.	18/19.4	9/18.0	KICKOFF RETURN/AVG.	23/22.3	0/0
INTERCEPTION RETURN/AVG.	8/28.9	9/0.7	INTERCEPTION RETURN/AVG.	10/2.4	6/19.0
PENALTIES/YARDS	49/418	51/347	PENALTIES/YARDS	58/496	43/375
FUMBLES/BALL LOST	9/6	5/1	FUMBLES/BALL LOST	10/6	9/5
TOUCHDOWNS	31	26	TOUCHDOWNS	21	27
Rushing	21	11	Rushing	10	11
Passing	9	14	Passing	11	14
Returns	1	1	Returns	0	2
EXTRA POINTS/ATTEMPTS	27/28	23/25	EXTRA POINTS/ATTEMPTS	17/18	25/25
TWO POINT CONVERSION/ATT.	2/3	1/1	TWO POINT CONVERSION/ATT.	0/3	2/2
FIELD GOALS/ATTEMPTS	8/11	12/15	FIELD GOALS/ATTEMPTS	14/18	11/12
AVG. TIME OF POSSESSION	00:00	0:00	AVG. TIME OF POSSESSION	00:00	0:00

INDIVIDUAL SEASON/CAREER STATISTICS



11/02/2024 VS. ARIZONA

UCF KNIGHTS / ALL THROUGH SATURDAY, OCTOBER 26, 2024

RUSHING	SEASON									CAREER								
	GP	ATT	GAIN	LOSS	NET	AVG	TD	LG	AVG/G	GP	ATT	GAIN	LOSS	NET	AVG	TD	LG	AVG/G
R. Harvey	8	149	1035	18	1,017	6.8	13	80	127.13	37	496	3318	86	3232	6.5	34	92	87.4
J. Brown	5	44	374	35	339	7.7	2	67	67.80	24	113	731	112	619	5.5	4	67	25.8
P. Boone	6	34	208	0	208	6.1	2	59	34.67	50	408	2399	63	2336	5.7	22	71	46.7
K. Jefferson	5	61	272	79	193	3.2	2	23	38.60	48	575	2824	795	2029	3.5	22	49	42.3
M. Montgomery	6	25	158	2	156	6.2	2	25	26.00	26	105	718	14	704	6.7	6	76	27.1
J. Richardson	7	20	105	7	98	4.9	0	12	14.00	54	279	1916	63	1853	6.6	5	79	34.3
X. Townsend	4	12	96	8	88	7.3	0	18	22.00	31	32	290	12	278	8.7	1	39	9.0
D. Rizk	2	5	34	0	34	6.8	0	11	17.00	14	7	42	6	36	5.1	0	11	2.6
E. Colson	2	3	12	6	6	2.0	0	8	3.00	2	3	12	6	6	2.0	0	8	3.0
J. Johnson	7	2	4	1	3	1.5	0	4	0.43	45	9	88	2	86	9.6	2	57	1.9
K. Ingram	3	2	3	2	1	0.5	0	3	0.33	27	12	34	2	32	2.7	0	12	1.2
TEAM	8	357	2301	158	2,143	6.0	21	80	267.88									
OPPONENTS	8	258	1203	131	1,072	4.2	11	57	134.00									

PASSING	SEASON										CAREER									
	GP	EFFIC	COMP	ATT	INT	PCT	YDS	TD	LG	AVG/G	GP	EFFIC	COMP	ATT	INT	PCT	YDS	TD	LG	AVG/G
K. Jefferson	5	151.95	64	108	4	59.3	1,012	7	75	202.4	48	152.43	671	1039	21	64.6	8538	72	91	177.9
J. Brown	5	93.65	34	66	4	51.5	387	1	40	77.4	24	104.60	81	142	8	57.0	798	5	40	33.3
D. Rizk	2	171.53	7	11	0	63.6	102	1	32	51.0	14	157.63	11	16	0	68.8	130	1	32	9.3
E. Colson	2	12.40	1	4	0	25.0	-6	0	0	-3.0	2	12.40	1	4	0	25.0	-6	0	0	-3.0
TEAM	8	129.78	106	189	8	56.1	1,495	9	75	186.9										
OPPONENTS	8	135.89	178	274	9	65.0	1,978	14	64	247.3										

RECEIVING	SEASON							CAREER						
	GP	NO.	YDS	AVG	TD	LG	AVG/G	GP	NO.	YDS	AVG	TD	LG	AVG/G
K. Hudson	8	27	509	18.9	3	53	63.63	56	161	2700	16.8	22	75	48.2
R. Pittman Jr.	8	16	186	11.6	0	30	23.25	21	35	401	11.5	1	39	19.1
R. Harvey	8	11	205	18.6	2	75	25.63	37	52	658	12.7	3	75	17.8
J. Richardson	7	10	69	6.9	1	22	9.86	54	69	463	6.7	3	49	8.6
X. Townsend	4	10	69	6.9	1	22	17.25	31	66	521	7.9	4	37	16.8
J. Johnson	7	8	40	5.0	0	13	5.71	45	71	1121	15.8	8	56	24.9
J. Jones	8	8	145	18.1	1	40	18.13	33	61	1069	17.5	7	48	32.4
C. Magwood	8	4	91	22.8	0	34	11.38	45	16	252	15.8	1	34	5.6
T. Whittemore	7	4	99	24.8	0	54	14.14	49	40	560	14.0	2	54	11.4
J. Baker	8	2	5	2.5	0	4	0.63	46	10	60	6.0	0	19	1.3
K. Fox	7	2	11	5.5	0	6	1.57	7	2	11	5.5	0	6	1.6
P. Boone	6	1	9	9.0	0	9	1.50	50	32	344	10.8	1	47	6.9
M. Montgomery	6	1	49	49.0	1	49	8.17	26	7	58	8.3	1	49	2.2
E. Morris	8	1	2	2.0	0	2	0.25	39	5	10	2.0	0	4	0.3
G. Stevens	4	1	6	6.0	0	6	1.50	17	1	6	6.0	0	6	0.4
TEAM	8	106	1,495	14.1	9	75	186.88							
OPPONENTS	8	178	1,978	11.1	14	64	247.25							

TOTAL OFFENSE	SEASON						CAREER					
	GP	PLAYS	RUSH	PASS	TOTAL	AVG/G	GP	PLAYS	RUSH	PASS	TOTAL	AVG/G
K. Jefferson	5	169	193	1012	1205	241.00	48	1614	2029	8550	10579	220.4
R. Harvey	8	149	1017	0	1017	127.13	37	499	3232	65	3297	89.1
J. Brown	5	110	339	387	726	145.20	24	255	619	798	1417	59.0
P. Boone	6	34	208	0	208	34.67	50	408	2336	0	2336	46.7
M. Montgomery	6	25	156	0	156	26.00	26	105	704	0	704	27.1
J. Richardson	7	20	98	0	98	14.00	54	279	1853	0	1853	34.3
D. Rizk	2	16	34	102	136	68.00	14	23	36	130	166	11.9
X. Townsend	4	12	88	0	88	22.00	31	32	278	0	278	9.0
E. Colson	2	7	6	-6	0	0.00	2	7	6	-6	0	0.0
K. Ingram	3	2	1	0	1	0.33	27	12	32	0	32	1.2
J. Johnson	7	2	3	0	3	0.43	45	9	86	0	86	1.9
TEAM	8	546	2143	1495	3638	267.88						
OPPONENTS	8	532	1072	1978	3050	134.00						



INDIVIDUAL SEASON/CAREER STATISTICS										11/02/2024 VS. ARIZONA									
SEASON										CAREER									
SCORING	TD	FG	KICK	RUSH	RCV	PASS	DXP	SAF	PTS	TD	FG	KICK	RUSH	RCV	PASS	DXP	SAF	PTS	
R. Harvey	15	--	--	--	1	--	--	--	92	37	--	--	--	1	0-1	--	--	--	224
C. Boomer	--	3-6	19-20	--	--	--	--	--	28	--	30-42	109-113	--	--	--	--	--	--	199
G. Reddick	--	5-5	8-8	--	--	--	--	--	23	--	5-5	8-8	--	--	--	--	--	--	23
M. Montgomery	3	--	--	--	--	--	--	--	18	7	--	--	--	--	--	--	--	--	42
K. Hudson	3	--	--	--	--	--	--	--	18	22	--	--	--	2	--	--	--	--	136
K. Jefferson	2	--	--	--	--	1-1	--	--	12	22	--	--	0-2	--	6-9	--	--	--	132
P. Boone	2	--	--	--	--	--	--	--	12	23	--	--	--	--	--	--	--	--	138
J. Brown	2	--	--	--	--	--	--	--	12	4	--	--	--	--	--	--	--	--	24
J. Jones	1	--	--	--	--	--	--	--	6	7	--	--	--	--	--	--	--	--	42
J. Richardson	1	--	--	--	--	--	--	--	6	8	--	--	--	--	--	--	--	--	48
B. Adams	1	--	--	--	--	--	--	--	6	1	--	--	--	--	--	--	--	--	6
X. Townsend	1	--	--	--	--	--	--	--	6	5	--	--	0-1	--	--	--	--	--	30
D. Rizk	--	--	--	1-1	--	0-1	--	--	2	--	--	--	1-1	--	0-1	--	--	--	2
TEAM	31	8-11	27-28	1-1	1	1-2	--	--	241										
OPPONENTS	26	12-15	23-25	1-1	--	--	--	--	217										

SEASON						CAREER					
PUNT RETURNS	NO.	YDS	AVG	TD	LG	NO.	YDS	AVG	TD	LG	
X. Townsend	10	121	12.1	0	26	44	440	10.0	0	31	
T. Whittemore	4	18	4.5	0	8	4	18	4.5	0	8	
TEAM	14	139	9.9	0	26						
OPPONENTS	8	129	16.1	0	36						

SEASON						CAREER					
KICK RETURNS	NO.	YDS	AVG	TD	LG	NO.	YDS	AVG	TD	LG	
X. Townsend	7	162	23.1	0	38	16	386	24.1	0	47	
C. Peterson	5	76	15.2	0	23	5	76	15.2	0	23	
L. Tennison	3	62	20.7	0	24	5	73	14.6	0	24	
R. Harvey	2	37	18.5	0	20	6	98	16.3	0	20	
R. Pittman Jr.	1	13	13.0	0	13	1	13	13.0	0	13	
TEAM	18	350	19.4	0	38						
OPPONENTS	9	162	18.0	0	31						

SEASON						CAREER					
INTERCEPTIONS	NO.	YDS	AVG	TD	LG	NO.	YDS	AVG	TD	LG	
B. Adams	2	66	33.0	1	63	2	66	33.0	1	63	
D. Pace	2	37	18.5	0	37	8	158	19.8	1	39	
B. Marshall	1	70	70.0	0	70	2	80	40.0	0	70	
M. McWilliams	1	27	27.0	0	27	2	105	52.5	1	78	
S. Arnold, II	1	22	22.0	0	22	8	173	21.6	0	46	
A. Jackson	1	9	9.0	0	9	2	17	8.5	1	9	
L. Tennison	1	0	0.0	0	0	1	0	0.0	0	0	
TEAM	9	231	25.7	1	70						
OPPONENTS	8	6	0.8	0	6						

SEASON						CAREER					
FUMBLE RETURNS	NO.	YDS	AVG	TD	LG	NO.	YDS	AVG	TD	LG	
No Players											
TEAM	0	0	0	0	0						
OPPONENTS	0	0	0	0	0						



INDIVIDUAL SEASON/CAREER STATISTICS										11/02/2024 VS. ARIZONA							
SEASON									CAREER								
ALL PURPOSE	GP	RUSH	RCV	PR	KR	IR	TOTAL	AVG/G	GP	RUSH	RCV	PR	KR	IR	TOTAL	AVG/G	
J. Brown	5	339	0	0	0	0	339	67.80	24	619	9	0	0	0	628	26.2	
R. Harvey	8	1017	205	0	37	0	1259	157.38	37	3,232	658	0	98	0	3,988	107.8	
R. Pittman Jr.	8	0	186	0	13	0	199	24.88	21	0	401	0	13	0	414	19.7	
J. Richardson	7	98	69	0	0	0	167	23.86	54	1,853	463	0	659	0	2,975	55.1	
P. Boone	6	208	9	0	0	0	217	36.17	50	2,336	344	0	0	0	2,680	53.6	
C. Peterson	3	0	0	0	76	0	76	25.33	3	0	0	0	76	0	76	25.3	
T. Whittemore	7	0	99	18	0	0	117	16.71	49	-2	560	18	0	0	576	11.8	
X. Townsend	4	88	69	121	162	0	440	110.00	31	278	521	440	386	0	1,625	52.4	
K. Hudson	8	0	509	0	0	0	509	63.63	56	-18	2,700	0	0	0	2,682	47.9	
G. Stevens	4	0	6	0	0	0	6	1.50	17	0	6	0	0	0	6	0.4	
M. Montgomery	6	156	49	0	0	0	205	34.17	26	704	58	0	0	0	762	29.3	
K. Ingram	3	1	0	0	0	0	1	0.33	27	32	49	0	20	0	101	3.7	
D. Rizk	2	34	0	0	0	0	34	17.00	14	36	0	0	0	0	36	2.6	
L. Tennison	7	0	0	0	62	0	62	8.86	55	0	0	0	73	0	73	1.3	
J. Jones	8	0	145	0	0	0	145	18.13	33	11	1,069	0	225	0	1,305	39.5	
E. Morris	8	0	2	0	0	0	2	0.25	39	0	10	0	0	0	10	0.3	
B. Marshall	8	0	0	0	0	70	70	8.75	21	0	0	0	0	80	80	3.8	
C. Magwood	8	0	91	0	0	0	91	11.38	45	0	252	0	10	0	262	5.8	
K. Fox	7	0	11	0	0	0	11	1.57	7	0	11	0	0	0	11	1.6	
J. Baker	8	0	5	0	0	0	5	0.63	46	16	60	0	0	0	76	1.7	
B. Adams	8	0	0	0	0	66	66	8.25	48	0	0	0	0	66	66	1.4	
A. Jackson	8	0	0	0	0	9	9	1.13	19	0	0	0	0	17	17	0.9	
E. Colson	2	6	0	0	0	0	6	3.00	2	6	0	0	0	0	6	3.0	
M. McWilliams	7	0	0	0	0	27	27	3.86	39	0	0	81	18	105	204	5.2	
D. Pace	8	0	0	0	0	37	37	4.63	55	0	0	0	0	158	158	2.9	
S. Arnold, II	8	0	0	0	0	22	22	2.75	49	0	0	0	0	173	173	3.5	
J. Johnson	7	3	40	0	0	0	43	6.14	45	86	1,121	71	0	0	1,278	28.4	
K. Jefferson	5	193	0	0	0	0	193	38.60	48	2,029	-8	0	0	0	2,021	42.1	
TEAM	8	2143	1495	139	350	231	4358	544.75									
OPPONENTS	8	1072	1978	129	162	6	3347	418.38									

SEASON					CAREER				
FIELD GOALS	ATT	GOOD	LONG	BLK	ATT	GOOD	LONG	BLK	
C. Boomer	6	3	50	2	42	30	55	4	
G. Reddick	5	5	38	0	5	5	38	0	
TEAM	11	8	50	2					
OPPONENTS	15	12	51	0					

SEASON					CAREER					
PUNTING	NO.	YDS	AVG	LG	BLK	NO.	YDS	AVG	LG	BLK
M. McCarthy	29	1,291	44.5	56	0	104	4,474	43.0	64	0
TEAM	29	1,291	44.5	56	0					
OPPONENTS	39	1,684	43.2	59	0					

SEASON					CAREER					
KICKOFFS	NO.	YDS	AVG	TB	OB	NO.	YDS	AVG	TB	OB
C. Boomer	23	1,464	63.7	6	1	98	5,979	61.0	6	3
E. Morris	19	1,225	64.5	4	0	34	2,107	62.0	4	0
G. Reddick	4	239	59.8	0	0	5	299	59.8	0	0
TEAM	46	2,928	63.7	10	1					
OPPONENTS	46	2,885	62.7	16	0					



TEAM HIGHS AND LOWS



11/02/2024 VS. ARIZONA

2024 ALL UCF KNIGHTS OFFENSIVE HIGHS AND LOWS						
HIGH	DATE	OPPONENT	CATEGORY	OPPONENT	DATE	LOW
57	8/29	vs. New Hampshire	Points	at Florida	10/5	13
28	8/29	vs. New Hampshire	Points in a Quarter	vs. Cincinnati	10/12	0
				at TCU	9/14	
				vs. Colorado	9/28	
				at Florida	10/5	
				vs. Cincinnati	10/12	
				vs. BYU	10/26	
29	8/29	vs. New Hampshire	Points in a Half	at Florida	10/5	3
7	8/29	vs. New Hampshire	Total Touchdowns	vs. Cincinnati	10/12	1
55	9/7	vs. Sam Houston	Total Plays	at Florida	10/5	28
639	8/29	vs. New Hampshire	Total Net Yards	vs. BYU	10/26	273
30	9/14	at TCU	Total First Downs	at Florida	10/5	14
24	9/7	vs. Sam Houston	First Downs Rushing	at Iowa St.	10/19	8
11	9/14	at TCU	First Downs Passing	vs. BYU	10/26	4
2	9/14	at TCU	First Down Penalties	at Iowa St.	10/19	0
				vs. New Hampshire	8/29	
				vs. Sam Houston	9/7	
				at Iowa St.	10/19	
8.41	8/29	vs. New Hampshire	Average Yards Per Play	at Florida	10/5	4.4
454	8/29	vs. New Hampshire	Total Net Yards Rushing	at Florida	10/5	108
57	9/7	vs. Sam Houston	Rushing Attempts	at Florida	10/5	29
9	10/19	at Iowa St.	Rushing Average Yards	vs. BYU	10/26	2
6	9/7	vs. Sam Houston	Rushing Touchdowns	at Florida	10/5	0
284	9/28	vs. Colorado	Total Net Yards Passing	vs. Cincinnati	10/12	62
35	9/28	vs. Colorado	Passing Attempts	at Iowa St.	10/19	17
20	9/28	vs. Colorado	Passing Completions	vs. Sam Houston	9/7	8
3	9/14	at TCU	Passing Touchdowns	at Iowa St.	10/19	0
				vs. Sam Houston	9/7	
				at Florida	10/5	
				at Iowa St.	10/19	
10	9/7	vs. Sam Houston	Passing Yards Average	at Iowa St.	10/19	3
2	9/28	vs. Colorado	Passes Thrown for Interception	vs. Sam Houston	9/7	0
				at TCU	9/14	
				vs. Cincinnati	10/12	
5	9/28	vs. Colorado	Times Sacked	at TCU	9/14	0
				at Iowa St.	10/19	
5	9/28	vs. Colorado	QB Sacks	at TCU	9/14	0
				at Iowa St.	10/19	
37	10/5	at Florida	Sack Yards Lost	at TCU	9/14	0
				at Iowa St.	10/19	
9	10/19	at Iowa St.	Total Punts	vs. New Hampshire	8/29	2
				vs. Sam Houston	9/7	
407	10/19	at Iowa St.	Total Punt Yards	vs. New Hampshire	8/29	75
50	9/14	at TCU	Punt Gross Average Yards	vs. New Hampshire	8/29	37
46	10/5	at Florida	Punt Net Average Yards	vs. Colorado	9/28	33
7	8/29	vs. New Hampshire	Punt Returns	at Florida	10/5	0
				vs. BYU	10/26	
89	8/29	vs. New Hampshire	Punt Return Yards	at TCU	9/14	-3
13.0	9/7	vs. Sam Houston	Punt Return Yards Average	at TCU	9/14	-3.0
4	8/29	vs. New Hampshire	Kickoff Returns	at TCU	9/14	0
				vs. Colorado	9/28	
				vs. Cincinnati	10/12	
				vs. BYU	10/26	
107	9/28	vs. Colorado	Kickoff Return Yards	at TCU	9/14	13
10	10/12	vs. Cincinnati	Total Penalties	vs. New Hampshire	8/29	3
80	9/28	vs. Colorado	Penalty Yards	vs. New Hampshire	8/29	35
3	10/12	vs. Cincinnati	Total Fumbles	at TCU	9/14	0
				at Florida	10/5	
2	9/28	vs. Colorado	Fumbles Lost	at TCU	9/14	0
				at Florida	10/5	
				at Iowa St.	10/19	
				vs. BYU	10/26	
34.050	9/7	vs. Sam Houston	Time of Possession	vs. BYU	10/26	19.149
4	9/28	vs. Colorado	Turnovers	at TCU	9/14	0
90,369	10/5	at Florida	Attendance	vs. BYU	10/26	42,144





TEAM HIGHS AND LOWS




11/02/2024 VS. ARIZONA

2024 ALL UCF KNIGHTS DEFENSIVE HIGHS AND LOWS						
HIGH	DATE	OPPONENT	CATEGORY	OPPONENT	DATE	LOW
48	9/28	vs. Colorado	Points	vs. New Hampshire	8/29	3
17	10/5	at Florida	Points in a Quarter	vs. New Hampshire	8/29	0
				vs. Sam Houston	9/7	
				at Florida	10/5	
				at Iowa St.	10/19	
27	9/28	vs. Colorado	Points in a Half	vs. New Hampshire	8/29	0
				at Florida	10/5	
6	9/28	vs. Colorado	Total Touchdowns	vs. New Hampshire	8/29	0
48	10/26	vs. BYU	Total Plays	at TCU	9/14	18
530	10/19	at Iowa St.	Total Net Yards	vs. New Hampshire	8/29	162
29	10/26	vs. BYU	Total First Downs	vs. New Hampshire	8/29	9
17	10/26	vs. BYU	First Downs Rushing	vs. Sam Houston	9/7	1
21	9/14	at TCU	First Downs Passing	vs. New Hampshire	8/29	4
3	9/28	vs. Colorado	First Down Penalties	vs. Sam Houston	9/7	1
				vs. Cincinnati	10/12	
6.57	9/14	at TCU	Average Yards Per Play	vs. New Hampshire	8/29	2.84
256	10/19	at Iowa St.	Total Net Yards Rushing	at TCU	9/14	58
51	10/26	vs. BYU	Rushing Attempts	at TCU	9/14	17
5	10/19	at Iowa St.	Rushing Average Yards	vs. New Hampshire	8/29	2
				vs. Sam Houston	9/7	
4	10/19	at Iowa St.	Rushing Touchdowns	vs. New Hampshire	8/29	0
				vs. Sam Houston	9/7	
				at TCU	9/14	
402	9/14	at TCU	Total Net Yards Passing	vs. New Hampshire	8/29	95
53	9/14	at TCU	Passing Attempts	vs. Sam Houston	9/7	24
				vs. BYU	10/26	
35	9/14	at TCU	Passing Completions	vs. New Hampshire	8/29	14
4	9/14	at TCU	Passing Touchdowns	vs. New Hampshire	8/29	0
9	9/7	vs. Sam Houston	Passing Yards Average	vs. New Hampshire	8/29	3
2	8/29	vs. New Hampshire	Passes Thrown for Interception	at TCU	9/14	0
				at Florida	10/5	
				vs. BYU	10/26	
3	10/19	at Iowa St.	Times Sacked	vs. New Hampshire	8/29	0
				at TCU	9/14	
				at Florida	10/5	
3	10/19	at Iowa St.	QB Sacks	vs. New Hampshire	8/29	0
				at TCU	9/14	
				at Florida	10/5	
16	10/26	vs. BYU	Sack Yards Lost	vs. New Hampshire	8/29	0
				at TCU	9/14	
				at Florida	10/5	
11	8/29	vs. New Hampshire	Total Punts	vs. BYU	10/26	2
446	8/29	vs. New Hampshire	Total Punt Yards	vs. BYU	10/26	83
49	9/14	at TCU	Punt Gross Average Yards	vs. Sam Houston	9/7	28
45	10/5	at Florida	Punt Net Average Yards	vs. Sam Houston	9/7	26
3	9/14	at TCU	Punt Returns	vs. New Hampshire	8/29	0
				vs. Sam Houston	9/7	
				at Florida	10/5	
52	10/19	at Iowa St.	Punt Return Yards	vs. New Hampshire	8/29	0
				vs. Sam Houston	9/7	
				at Florida	10/5	
27.0	9/28	vs. Colorado	Punt Return Yards Average	vs. New Hampshire	8/29	0.0
				vs. Sam Houston	9/7	
				at Florida	10/5	
5	9/28	vs. Colorado	Kickoff Returns	vs. Sam Houston	9/7	1
				at TCU	9/14	
81	8/29	vs. New Hampshire	Kickoff Return Yards	at TCU	9/14	0
				vs. Colorado	9/28	
				vs. Cincinnati	10/12	
				vs. BYU	10/26	
10	9/28	vs. Colorado	Total Penalties	at Iowa St.	10/19	2
75	9/28	vs. Colorado	Penalty Yards	at Iowa St.	10/19	10

SCORING BREAKDOWN				UCF		11/02/2024 VS. ARIZONA			
DATE	OPPONENT	FIRST QUARTER	SECOND QUARTER	UCF FIRST HALF	THIRD QUARTER	FOURTH QUARTER	SECOND HALF	OVERTIME	TOTAL
08/29	New Hampshire	6	23	29	28	0	28	--	57
09/07	Sam Houston	14	10	24	14	7	21	--	45
09/14	at TCU	0	7	7	13	15	28	--	35
09/28	Colorado	7	7	14	7	0	7	--	21
10/05	at Florida	3	0	3	3	7	10	--	13
10/12	Cincinnati	0	3	3	7	3	10	--	13
10/19	at Iowa St.	7	14	21	7	7	14	--	35
10/26	BYU	0	10	10	0	14	14	--	24
11/02	Arizona	--	--	--	--	--	--	--	--
11/08	at Arizona St.	--	--	--	--	--	--	--	--
11/22	at West Virginia	--	--	--	--	--	--	--	--
11/29	Utah	--	--	--	--	--	--	--	--
Totals		37	74	111	79	53	132	--	243

OPPONENTS									
DATE	OPPONENT	FIRST QUARTER	SECOND QUARTER	FIRST HALF	THIRD QUARTER	FOURTH QUARTER	SECOND HALF	OVERTIME	TOTAL
08/29	New Hampshire	0	3	3	0	0	0	--	3
09/07	Sam Houston	0	7	7	0	7	7	--	14
09/14	at TCU	14	7	21	10	3	13	--	34
09/28	Colorado	14	13	27	14	7	21	--	48
10/05	at Florida	7	17	24	0	0	0	--	24
10/12	Cincinnati	3	7	10	3	6	9	--	19
10/19	at Iowa St.	14	0	14	13	11	24	--	38
10/26	BYU	7	17	24	10	3	13	--	37
11/02	Arizona	--	--	--	--	--	--	--	--
11/08	at Arizona St.	--	--	--	--	--	--	--	--
11/22	at West Virginia	--	--	--	--	--	--	--	--
11/29	Utah	--	--	--	--	--	--	--	--
Totals		59	71	130	50	37	87	--	217

BIG YARDAGE GAMES					11/02/2024 VS. ARIZONA		
2024 BIG YARDAGE GAMES							
100-YARD PASS RECEIVERS							
DATE	OPPONENT	PLAYER	REC.	YDS.	AVG.	LG	TD
9/7	Bearcats	Kobe Hudson	5	104	20.8	53	0
9/14	at Horned Frogs	Kobe Hudson	6	145	24.2	45	2
10/12	Bearcats	Kobe Hudson	7	114	16.3	29	1
10/26	Cougars	Jacoby Jones	6	116	19.3	40	1
100-YARD RUSHERS							
DATE	OPPONENT	PLAYER	ATT.	YDS.	AVG.	LG	TD
8/29	Wildcats	RJ Harvey	11	142	12.9	60	2
9/7	Bearcats	RJ Harvey	19	126	6.6	24	4
9/14	at Horned Frogs	RJ Harvey	29	180	6.2	27	2
10/19	at Cyclones	Jacurri Brown	13	154	11.8	67	2
10/19	at Cyclones	RJ Harvey	25	196	7.8	80	2
10/26	Cougars	RJ Harvey	16	127	7.9	54	2

2024 OPPONENTS BIG YARDAGE GAMES							
100-YARD PASS RECEIVERS							
DATE	OPPONENT	PLAYER	REC.	YDS.	AVG.	LG	TD
9/14	at Horned Frogs	Jack Bech	9	200	22.2	50	1
10/19	at Cyclones	Jaylin Noel	8	153	19.1	50	0
100-YARD RUSHERS							
DATE	OPPONENT	PLAYER	ATT.	YDS.	AVG.	LG	TD
10/26	Cougars	LJ Martin	15	101	6.7	20	1
300-YARD PASSERS							
DATE	OPPONENT	PLAYER	ATT.	YDS.	COMP.	LG	TD
9/14	at Horned Frogs	Josh Hoover	52	402	35	50	4