



KNIGHTS

BASKETBALL



OPENING KNIGHT | MONDAY, NOVEMBER 4, 2024 | 7:00 P.M.

17-16

2023-24 OVERALL

7-11

2023-24 BIG 12

66

2023-24 NET RANKING

Johnny Dawkins

HEAD COACH / DUKE, 1986

148-103

AT UCF, 9TH SEASON

304-218

OVERALL, 17TH SEASON



vs.



21-15

2023-24 OVERALL

9-9

2023-24 SEC

37

2023-24 NET RANKING

Buzz Williams

HEAD COACH / OKLAHOMA CITY, 1994

95-62

AT TEXAS A&M, 6TH SEASON

348-217

OVERALL, 18TH SEASON

UCF KNIGHTS

ESPN BPI - 52

KenPom - 66

Orlando, Fla.

Addition Financial Arena (10,000)

TEXAS A&M AGGIES

ESPN BPI - 19

KenPom - 16

2024-25 SCHEDULE & RESULTS

Overall Record: 0-0

Big 12 Conference: 0-0 | Non-Conference: 0-0

Home: 0-0 | Away: 0-0 | Neutral: 0-0

Nov. 4	#13/15 Texas A&M	ESPN+	7 p.m.
Nov. 8	Purdue Fort Wayne	ESPN+	7 p.m.
Nov. 12	Florida Atlantic	ESPN+	7 p.m.
Nov. 19	Tennessee Tech	ESPN+	7 p.m.
Nov. 22	vs. Wisconsin*	CBS Sports Network	5 p.m.
Nov. 24	vs. Pitt/LSU*	CBS Sports Network	3/5:30 p.m.
Nov. 27	Milwaukee	ESPN+	7 p.m.
Dec. 1	Cal Baptist	ESPN+	4 p.m.
Dec. 8	Tarleton	ESPN+	1 p.m.
Dec. 14	vs. Tulsa%	TBD	2 p.m.
Dec. 21	Jacksonville	ESPN+	6 p.m.

Dec. 31	at Texas Tech*	ESPN+	2 p.m.
Jan. 5	#1/1 Kansas*	ESPN+	4 p.m.
Jan. 8	Colorado*	ESPN+	7 p.m.
Jan. 11	at #10/9 Arizona*	ESPN	10 p.m.
Jan. 14	at Arizona State*	ESPNU	11 p.m.
Jan. 18	#4/4 Houston*	CBS Sports Network	Noon
Jan. 21	at #5/6 Iowa State*	ESPN+	8 p.m.
Jan. 25	TCU*	ESPN+	4 p.m.
Jan. 28	at #1/1 Kansas*	ESPN+	8 p.m.
Feb. 1	BYU*	ESPN+	4 p.m.
Feb. 5	#20/20 Cincinnati*	CBS Sports Network	7 p.m.
Feb. 8	at #8/8 Baylor*	ESPN+	2 p.m.
Feb. 11	#5/6 Iowa State*	ESPN+	7 p.m.
Feb. 15	at Colorado*	ESPN+	3 p.m.
Feb. 19	at Oklahoma State*	ESPN2/ESPNU	9 p.m.
Feb. 23	Utah*	ESPN+	4 p.m.
Feb. 26	Kansas State*	ESPN+	7 p.m.
March 1	at TCU*	ESPN+	3 p.m.
March 5	Oklahoma State*	ESPN+	7 p.m.
March 8	at West Virginia*	ESPN+	5 p.m.

2025 Phillips 66 Big 12 Men's Basketball Championship

March 11-15 Kansas City, Mo.

* - Greenbrier Tip-Off

% - AutoNation Orange Bowl Basketball Classic

* - Big 12 Conference contest

Home games are in bold

Rankings listed are AP/Coaches polls, receiving votes not displayed

All times Eastern

SOCIAL KNIGHTS

Twitter/X@UCF_MBB
Instagram.....@UCF.MBB
Facebook...../UCFMensBasketball
UCF Athletics (Twitter/X).....@UCFKnights
Hashtag.....#ChargeOn
Website.....www.ucfknight.com

BROADCAST INFORMATION

Media	Channel	PxP	Analyst
TV	ESPN+	Austin Lyon	Mike O'Donnell
Radio	FM 96.9 The Game	Marc Daniels	Taylor Young

SERIES AT A GLANCE

Overall	First Meeting
In Orlando	First Meeting
Last Meeting	First Meeting

UCFacts - KNIGHT NOTES

OPENING NIGHT VS. TEXAS A&M

- UCF opens the 2024-25 campaign against No. 13/15 Texas A&M, which is set to be one of nine ranked opponents on the Knights' schedule and one of five currently slated to be at home.
- The matchup against the Aggies will be the eighth time in head coach Johnny Dawkins' nine seasons that UCF has scheduled at least one SEC foe, with the potential to play another (LSU) at the Greenbrier Tip-Off. If the Knights do meet the Tigers, it would be the fourth time under Dawkins playing two SEC opponents. He's compiled five wins against SEC teams during his UCF tenure.
- Texas A&M will become the third ranked opponent UCF has played on opening night in the program's D-I history, joining tilts against No. 16 Florida State (11/25/88) and No. 25 Miami (11/19/99).
- The Aggies earned a win in the NCAA Tournament last season, beating Nebraska 98-83 in the opening round before falling to Houston 100-95 in overtime. Texas A&M finished 2023-24 as the nation's top rebounding team and return eight players from last year's squad, combining for 60.9 points and 32.1 rebounds per game.






DJ CHASING 1,000 POINTS

- Darius Johnson begins the 2024-25 campaign just 58 points shy of hitting 1,000 for his career. He is set for his fourth season at UCF and would be the 21st Knight to accomplish the feat.
- Johnson got halfway to 1K just from last year's scoring, posting an even 500 points last season, including 90 over the final four contests.
- Jordan Ivy-Curry (1,178) and Jaylin Sellers (1,151) are already 1,000 career point scorers on the Knights, meaning Johnson would give UCF a trio of 1,000-point scorers.
- UCF is one of seven Big 12 teams with multiple 1,000 point scorers to start the season, joining Arizona, Baylor, BYU, Kansas, Oklahoma State, Texas Tech and West Virginia. UCF, Miami and Florida are the only Florida-based teams to have multiple.

DARIUS JOHNSON, JAYLIN SELLERS LEAD RETURNERS

- The Knights rank sixth in the Big 12 in returning points percentage, as UCF's group of scholarship returners were responsible for 46.9% of the Black and Gold's points last season. The four scholarship returners are Jaylin Sellers (15.9 PPG last season), Darius Johnson (15.2 PPG), Tyler Hendricks (2.6 PPG) and Nils Machowski (2.0 PPG).
- Johnson finished the 2023-24 campaign on a hot streak, posting 20.8 points per game while shooting 47.8% (33-for-69) from the floor and 60% (18-for-30) from the three-point line. At year's end, he had improved his three-point shooting by 12.5% compared to 2022-23. Two of the games during his five-game hot streak included his first two 30-point performances, posting 33 at TCU on the final day of the regular season and 32 against BYU in the second round of the Big 12 Conference Championship. Johnson continues to climb UCF career leaderboards, sitting seventh in steals and eighth in assists (see notes page six for up-to-date numbers and placement). He finished last season ranked 18th in the nation and second in the Big 12 in steals per game at 2.21 per contest.
- Despite Johnson's fantastic finish to the year, it was Sellers who led the team in scoring throughout the entirety of the season, recording a career-best 15.9 points per game. Sellers led the Big 12 in scoring from Nov. 27-Dec. 18 and earned a nod as the Big 12's Newcomer of the Week during that time. He scored 15 points or more in UCF's first eight games of 2023-24 and went on to have seven 20-point games, which was more than he had in his first two collegiate seasons combined.
- Both Johnson and Sellers were named to the All-Big 12 Honorable Mention list at year's end.

LAST GAME'S STARTING FIVE (EXH. AT GEORGIA)

	GP-GS	Pts.	Reb.	Ast.	FG%	3P%	FT%
 0 Jordan Ivy-Curry 5TH-Y Played last season at UTSA	21-0	17.1	5.2	3.0	.401	.387	.796
 3 Darius Johnson SR-G Earned Big 12 Honorable Mention last season; UCF's 2nd leading scorer	33-32	15.2	3.3	3.7	.407	.394	.810
 4 Keyshawn Hall JR-G Played last season at George Mason	29-28	16.6	8.1	1.4	.474	.357	.844
 5 Benny Williams SR-F Played last season at Syracuse	18-0	5.4	3.9	1.2	.400	.206	.538
 52 Moustapha Thian FR-C Highest ranked high school recruit in program history	-	-	-	-	-	-	-



IT'S UCF...NOT CENTRAL FLORIDA

A warm Sunshine State hello to all our new conference-mates in the Big 12 and to others we may not have crossed paths with before. The 2024-25 season is our second in our new conference, and we'd like to make sure we are referred to correctly on all accounts. Please refer to the University of Central Florida as "UCF," not "Central Florida," on all references. Also, we are not the "Golden Knights," instead, we are simply known as the "Knights."

TEAM COMPARISON (2023-24)

Big 12	Nat'l	Value	Stat Category	Value	Nat'l	SEC
12	231	71.7	Points per Game	76.0	99	8
3	65	67.9	Scoring Defense	72.0	179	5
11	125	+3.8	Scoring Margin	+4.0	118	8
14	302	42.0	Field Goal %	40.2	336	13
5	36	41.2	Opponent Field Goal %	42.9	126	5
13	271	32.2	3-Point %	29.3	335	13
11	234	6.8	3-Point Makes per Game	7.1	214	12
11	210	34.0	Opponent 3-Point %	33.8	190	10
11	263	70.1	Free Throw %	70.7	234	13
3	69	37.67	Rebounds per Game	42.81	7	1
4	41	12.36	Offensive Rebounds per Game	17.42	7	1
7	77	+3.1	Rebound Margin	+9.1	4	1
14	305	11.4	Assists per Game	11.4	299	13
10	251	12.5	Turnovers per Game	9.6	17	1
4	37	14.21	Turnovers Forced per Game	11.36	222	9
14	308	0.91	Assist-to-Turnover Ratio	1.19	137	8
4	22	8.7	Steals per Game	6.9	127	8
1	19	5.0	Blocks per Game	3.0	238	13
4	95	22.36	Bench Points per Game	19.06	173	9

bold & italic indicates top 50 national ranking - stats are from final 2023-24 rankings

SERIES INFORMATION

Total Meetings	First Meeting
Series	First Meeting
in Orlando / College Station / Neutral	N/A / N/A / N/A
Last Meeting	First Meeting
Last UCF Win	N/A
Last Home Win	N/A
Last Road Win	N/A
Last Neutral Win	N/A
Last Loss	N/A
Last Home Loss	N/A
Last Road Loss	N/A
Last Neutral Loss	N/A
Largest Margin of Victory	N/A
Largest Margin of Defeat	N/A
Streak	First Meeting

Date	Previous Meetings	W/L	Result
	First Meeting		

RECORD BY STARTING LINEUP

GUARD GUARD GUARD/FWD FORWARD FORWARD RECORD/PPG

BY THE NUMBERS

58	Darius Johnson begins the year just 58 points shy of 1,000 for his career. It would make him the 21st Knight to reach the mark.	57.9	UCF's transfers on the 2024-25 roster combined for 57.9 points per game last season, led by Ivy-Curry's 17.1 and Hall's 16.6.	36.0	UCF returns five players who contributed 36.0 points per game. Johnson and Sellers combined for 31.1 of those PPG.
28	28 percent of the preseason AP Top 25 is on UCF's schedule to begin the 2024-25 campaign.	11	11 total newcomers rostered; UCF is one of 42 D-I teams with 11 or more.	9	Nine ranked matchups are on UCF's schedule to start 2024-25. Opening night against #13 Texas A&M is one of five ranked foes at home.
8	UCF has improved on its steals per game dip in each of Dawkins' eight seasons, finishing last season with 8.7 per game, ranking 22nd nationally.	5	The 2023-24 season was the fifth straight campaign that UCF improved on its blocks per game mark, averaging 5.0 last season.	3	UCF beat a program record three ranked opponents during the 2023-24 season, including its highest ranked win over #3 Kansas.

NATIONALLY RANKED KNIGHTS

Jaylin Sellers

Category	Value	NCAA Rk.	Big 12 Rk.
Points per Game	15.9	196	4
Points	524	180	6
Field Goal Percentage	41.9	304	7
Field Goals	263	173	8
Field Goal Attempts	413	179	7
Free Throw Percentage	82.9	124	9
Free Throws	126	126	6
Free Throw Attempts	152	193	7

numbers from 2023-24 season

Darius Johnson

Category	Value	NCAA Rk.	Big 12 Rk.
Points per Game	15.2	258	9
Points	500	224	10
Steals per Game	2.21	18	2
Steals	73	18	4
Assists per Game	3.7	187	15
Assists	123	165	13
Three Pointers Made	71	186	11
Three Point Attempts	180	240	11
Three Pointers Made per Game	2.15	203	7
Free Throw Percentage	81.0	181	11
Free Throws	111	214	11
Free Throw Attempts	137	279	12
Minutes per Game	32:39	298	13

numbers from 2023-24 season

CONSECUTIVE STARTS

Player	Active UCF Streak	Longest UCF Streak	Longest Career Streak
Darius Johnson	23	24	24
Jaylin Sellers	17	17	45
Keyshawn Hall	0	0	18
Jordan Ivy-Curry	0	0	21
Benny Williams	0	0	15
Dallan 'Deebo' Coleman	0	0	21
Elijah Hulsewe	0	0	7
Rokas Jocius	0	0	14

**indicates active longest career streak*

IN UCF WINS VS. LOSSES

	In UCF Wins	In UCF Losses
Field Goal Percentage	-	-
3-Point Percentage	-	-
Free Throw Percentage	-	-
Rebounds per Game	-	-
Offensive Rebounds per Game	-	-
Rebound Margin	-	-
Assists per Game	-	-
Turnovers per Game	-	-
Points per Game	-	-
Opponent Points per Game	-	-
Opponent Field Goal Percentage	-	-
Opponent 3-Point Percentage	-	-
Opponent Free Throw Percentage	-	-
Opponent Turnovers per Game	-	-

LAST TIME OUT

	83-77	
South Florida Bulls (25-7)	March 19, 2024 Orlando, Fla.	UCF Knights (17-16)

- ✦ The Knights took part in the fourth NIT in program history.
- ✦ It was the second straight season that UCF made the postseason, after making the NIT in 2022-23 and 2023-24. The Black and Gold beat Florida in the first round of the 2022-23 NIT by a count of 67-49 in Gainesville.
- ✦ With the most recent NIT berth, the Knights made their fourth postseason appearance in eight seasons under head coach Johnny Dawkins.
- ✦ The meeting between UCF and South Florida was the 49th in program history
- ✦ UCF's Jaylin Sellers led all scorers with 24 points while pulling in six rebounds and snagging two steals

UP NEXT

	Purdue Fort Wayne Nov. 8, 2024 Orlando, Fla. ESPN+
--	---

✦ Purdue Fort Wayne has seven players returning from last year's squad, but also added 10 newcomers to the roster.
 ✦ The Mastodons finished last year with an impressive 23-13 overall record, reaching the CIT final.
 ✦ Purdue Fort Wayne posted an 11-9 record in league play
 ✦ The Mastodons won their Horizon League Championship opening game, beating Robert Morris 78-63, but ended up falling in the quarterfinals to top-seeded Oakland, a team that went on to make some noise in March Madness
 ✦ Purdue Fort Wayne's resume go them a bid into the CollegeInsider.com postseason tournament where they beat Bowling Green 77-75 and Tarleton 73-72 before losing to Norfolk State in the championship game 75-67

QUICK FACTS

UCF INFORMATION

Location	Orlando, Fla.
Founded	1963
Enrollment	69,320
Nickname	Knights
Colors	Black and Gold
Conference	Big 12 Conference
University President	Alexander Cartwright
Director of Athletics	Terry Mohajir
Athletics Phone	(407) 823-2261
Ticket Office Phone	(407) 823-1000

ADDITION FINANCIAL ARENA

Capacity	10,000
Year Opened	Fall 2007
Home Record	164-81
Home Record Under Johnny Dawkins	93-35
Press Row Phone	(954) 531-4322

BASKETBALL HISTORY

First Year of Basketball	1969-70 (56th season)
First Year in Division I	1984-85 (41st season)
First Year in Big 12	2023-24 (2nd season)
All-Time Record	844-691/897-691*
NCAA Tournaments/Last	Five/2019

* 2008-09 (17-14), 2009-10 (15-17), 2010-11 (21-12) victories vacated due to NCAA sanctions

2024-25 TEAM INFORMATION

2023-24 Record	17-16
Conference Record/Finish	7-11/12th
Home Record	11-8
Road Record	3-7
Neutral Record	3-1
Conference Tournament	Second Round
Postseason	NIT First Round
Starters Returning/Lost	2/3
Total Returning/Lost	5/12
Newcomers	11

STRATEGIC COMMUNICATIONS

Primary Contact	Ken Landis
Cell Phone	(954) 531-4322
Email	klandis@athletics.ucf.edu
Secondary Contact	Ryan Ladika
Email	rjladika@athletics.ucf.edu
Mailing Address	Roth Athletics Center 4192 North Orion Blvd. Orlando, FL 32816 www.UCFKnights.com
Website	@UCF_MBB
Twitter	UCF.MBB
Instagram	UCFMensBasketball
Facebook	

CONFERENCE AFFILIATION HISTORY

	Independent 1984-90		Atlantic Sun 1993-05
	American South 1990-91		Conference USA 2005-13
	Sun Belt 1991-92		American Athletic 2013-23
	Independent 1992-93		Big 12 2023-present

UCFacts - KNIGHT NOTES (CONT.)

NEW KNIGHTS

- UCF has 11 newcomers on this year's roster, nine of which are transfers. That makes them one of 42 schools with 11 or more new additions to this year's roster.
- The Knights' newcomers that played last season equal 57.9 points per game, led by Jordan Ivy-Curry's 17.1 and Keyshawn Hall's 16.6.
- Jordan Ivy-Curry is the lone fifth year on this year's roster after spending three years at UTSA and one at Pacific. He's tallied 1,178 career points, averaging 11.7 PPG over his career and a remarkable 17.1 last season.
- Dallan 'Deebo' Coleman and Benny Williams are senior transfers, coming from Georgia Tech and Syracuse, respectively. Coleman brings a career three-point mark of 35.4% to Orlando, along with an average of 7.3 PPG while Williams was 40% from the floor, scoring 5.4 PPG last year.
- UCF had a trio of juniors join the team this offseason. Keyshawn Hall had a breakout year with George Mason last season, shooting 47.4% from the field while averaging 16.6 PPG and earning an NABC First Team All-District nod. Rokas Jocius proved to be a versatile forward for La Salle last season, averaging 8.5 points and 5.4 rebounds while shooting 56.1% from the floor and 38.5% from beyond the arc. Seven-foot center Elijah Hulsewe played 30 games for Bethune-Cookman last season, starting 13 while posting 4.4 points and 4.0 rebounds per contest.
- Mikey Williams and JJ Taylor are a pair of underclassmen transfers, both from Memphis, who were four-star recruits out of high school. Taylor saw action in three games while Mikey utilized his redshirt. Dior Johnson, another underclassman transfer, redshirted his freshman year at Pittsburgh before posting 29.7 PPG at Clarendon College.
- Freshmen Moustapha Thiam and Cameron Simpson make up the two high school recruits on the roster. Thiam became the highest ranked recruit and first five-star in program history and was listed as the No. 1 center and No. 14 overall in the class of 2025 before reclassifying. He has gained nearly 20 pounds since arriving at UCF. Simpson scored north of a dozen points per game in each season of his high school career.

PROTECTING HOME COURT, FILLING ADDITION FINANCIAL ARENA

- UCF has made a habit of protecting Addition Financial Arena under head coach Johnny Dawkins, going 93-35 at home.
- Dawkins and the Knights have earned five wins against ranked foes on their home floor, with an overall record of 5-9.
- For the second consecutive campaign, UCF set a record for most season tickets sold. This year, there are under 100 season tickets left to be purchased.
- UCF finished its inaugural Big 12 home schedule with all nine contests ranking in the top 20 in highest attended games in Addition Financial Arena's history, including a sellout against Kansas at 9,469 fans.
- A program record 134,240 fans attended UCF games in 2023-24 across 19 games in The City Beautiful.

RECORD NUMBER OF RANKED FOES BEAT

- Last season, the Knights accomplished a feat for the first time in program history, beating three ranked opponents in a single campaign. The Knights earned victories over No. 3/3 Kansas, No. 23/24 Oklahoma and No. 23/23 Texas Tech on the 2023-24 campaign. Prior to last season, the Knights had beaten multiple ranked opponents in the same campaign just once, topping No. 6 Houston on the road and beating No. 19 Cincinnati in Orlando in 2018-19. The year ended with UCF making an NCAA Tournament appearance.

RANKED MATCHUPS RECORD

- UCF had 12 meetings with ranked opponents during the 2023-24 campaign, a program record in a single season. Of the dozen matchups against ranked foes, 10 were in Big 12 play. The Knights snatched wins against No. 3 Kansas, No. 23/24 Oklahoma and No. 23 Texas Tech, representing the most ranked wins in a single campaign in program history. While not ranked, TCU finished UCF's regular season schedule and were receiving votes in the coaches poll.
- The 12 contests against top-25 foes topped the nine games against ranked opponents during the 2013-14 campaign. Other years with a high number of ranked foes include seven in 2017-18 and five in the 2018-19 season.
- UCF snapped its streak of eight straight losses to ranked foes with the 65-60 win over No. 3 Kansas on Jan. 10; the most recent win before that was an 86-74 win in Tallahassee over No. 15 Florida State on Dec. 19, 2020.

DEFENDING AT AN ELITE LEVEL

- UCF is an impressive 74-9 when holding opponents to 60 points or less since Dawkins' arrival in 2016-17.
- The Knights have posted an 82-16 record under Dawkins when holding an opponent under 40% shooting from the field. When holding a team to 33.3% or less, UCF is 37-2 under Dawkins. Furthermore, the Black and Gold are 15-1 when holding a team to under 30% from the field under their current head coach.

DEFENSE IS A HABIT

- UCF teams under Dawkins have traditionally been outstanding defensively, finishing ranked in the top 50 nationally in scoring defense in four of his eight seasons, including two top 10 finishes, finishing sixth in 2016-17 and third in 2017-18.
- The Knights' defense ranked 21st and 22nd nationally according to KenPom and ESPN BPI, respectively.
- The Knights have never finished a season under Dawkins with opponents averaging north of 70 points.
- Since Dawkins' first season as the Knights' head coach in 2016-17, UCF has improved upon their steals per game each season, averaging 4.0 that first campaign to 8.7 at the end of the 2023-24 slate.

TURNOVER TIME

- UCF is currently averaging 14.21 forced turnovers per game last season, a mark that ranked 37th in the nation and fourth in the Big 12. The mark was the second best in the Dawkins era, nearing the top mark of 14.82 achieved last season. Until the Feb. 17 game against Cincinnati, UCF had been north of that 14.82 mark all season. A big part of the Knights' turnovers forced was their steals per game as they averaged 8.7 per game, a mark that finished 22nd in the nation.
- UCF's defense finished 29th in the nation in turnover percentage according to KenPom, with a 20.4% clip, which indicates that about one of every five Knight possessions stemmed from a turnover. (Calculated by turnovers divided by possessions)
- The Black and Gold forced 26 turnovers against Bethune-Cookman on Dec. 29, 2023, the highest of the Dawkins era.

TOUGH AS NAILS: STRENGTH OF SCHEDULE AND THE BIG 12

- At the start of the 2024-25 campaign, UCF's strength of schedule was ranked 25th in the nation by ESPN's BPI. The Big 12 Conference has eight teams who's schedule ranks among the top 25 toughest.
- At the beginning of Big 12 Conference play during last season, every Big 12 team occupied the top 14 toughest strength of schedule slots.
- Four of UCF's first six Big 12 league games come against preseason AP poll top 10 conference-mates, followed by a stretch of three straight in the top 25 during the middle of the campaign.
- The Big 12 is the first conference to have at least five teams in the preseason top 10 in the history of the AP Poll, which began releasing a preseason poll in 1961-62. Six Big 12 teams are in the preseason AP Poll, including No. 1 Kansas, No. 4 Houston, No. 5 Iowa State, No. 8 Baylor, No. 10 Arizona and No. 20 Cincinnati.
- The Big 12 has led all conferences in average NET ranking in four consecutive seasons and has been the top ranked Conference in NET/RPI (prior to 2019) in nine of the past 11 seasons.



BIG 12 CONFERENCE



Standings School	Big 12		Overall					Streak
	W-L	Pct.	W-L	Pct.	H	A	N	
UCF	0-0	-	0-0	-	0-0	0-0	0-0	-
Arizona	0-0	-	0-0	-	0-0	0-0	0-0	-
Arizona State	0-0	-	0-0	-	0-0	0-0	0-0	-
Baylor	0-0	-	0-0	-	0-0	0-0	0-0	-
BYU	0-0	-	0-0	-	0-0	0-0	0-0	-
Cincinnati	0-0	-	0-0	-	0-0	0-0	0-0	-
Colorado	0-0	-	0-0	-	0-0	0-0	0-0	-
Houston	0-0	-	0-0	-	0-0	0-0	0-0	-
Iowa State	0-0	-	0-0	-	0-0	0-0	0-0	-
Kansas	0-0	-	0-0	-	0-0	0-0	0-0	-
Kansas State	0-0	-	0-0	-	0-0	0-0	0-0	-
Oklahoma State	0-0	-	0-0	-	0-0	0-0	0-0	-
TCU	0-0	-	0-0	-	0-0	0-0	0-0	-
Texas Tech	0-0	-	0-0	-	0-0	0-0	0-0	-
Utah	0-0	-	0-0	-	0-0	0-0	0-0	-
West Virginia	0-0	-	0-0	-	0-0	0-0	0-0	-

Standings updated through the completion of the regular season

Preseason Coaches Poll

1. Kansas (9).....	215
2. Houston (5).....	211
3. Iowa State (1).....	194
4. Baylor.....	185
5. Arizona (1).....	179
6. Cincinnati.....	140
7. Texas Tech.....	135
8. Kansas State.....	133
9. BYU.....	116
10. TCU.....	90
11. UCF.....	83
12. Arizona State.....	64
13. West Virginia.....	62
14. Oklahoma State.....	46
15. Colorado.....	37
16. Utah.....	30

Preseason Player of the Year

Hunter Dickinson, Kansas

Preseason Co-Newcomers of the Year

Jeremy Roach, Baylor
Coleman Hawkins, Kansas State

Preseason Freshman of the Year

VJ Edgecombe, Baylor

Preseason All-Big 12 1st Team

Caleb Love, Arizona
LJ Cryer, Houston
J'Wan Roberts, Houston
Tamin Lipsey, Iowa State
Hunter Dickinson, Kansas (unanimous)

Preseason All-Big 12 2nd Team

Norchad Omier, Baylor
Jeremy Roach, Baylor
Keshon Gilbert, Iowa State
Dajuan Harris, Kansas
Coleman Hawkins, Kansas State

Weekly Honors

Week	Player of the Week	Newcomer of the Week
Week 1		
Week 2		
Week 3		
Week 4		
Week 5		
Week 6		
Week 7		
Week 8		
Week 9		
Week 10		
Week 11		
Week 12		
Week 13		
Week 14		
Week 15		
Week 16		
Week 17		

UCFacts - KNIGHT NOTES (CONT.)

BRACKETOLOGY

- According to Joe Lunardi's preseason bracketology (published on Oct. 22), UCF is scheduled to play ten teams with the chance to face 11 during the 2024-25 season. They are Kansas, Houston (1-seeds), Iowa State (2-seed), Arizona, Baylor (3-seeds), Texas Tech, Texas A&M (4-seeds), Cincinnati (5-seed), BYU, Kansas State (9-seeds), and Pittsburgh (11-seed). The first team out, Wisconsin, is also on UCF's slate. The 11 teams predicted to make March Madness make up 13 games for the Knights, playing Iowa State and Kansas twice. Of those 13 contests, seven are at home, five on the road, and 13th, a potential neutral site clash with Pittsburgh at the Greenbrier Tip-Off.
- UCF faced 10 teams that made the NCAA Tournament bracket. They are Houston (1-seed), Iowa State (2-seed), Baylor (3-seed), Kansas (4-seed), BYU (6-seed), Texas Tech (6-seed), Texas (7-seed), TCU (9-seed), South Dakota State (15-seed) and Stetson (16-seed).
- The Knights will face 12 teams that made last season's NCAA Tournament

BEATING FLORIDA FOES

- UCF has found success against in-state opponents under head coach Johnny Dawkins, going 26-11 against teams from Florida since his arrival. UCF has a pair of Florida foes on the schedule this season, hosting Florida Atlantic and Jacksonville.
- The Knights have topped Florida, Florida State, Miami, South Florida, Stetson, FIU, Jacksonville, Bethune-Cookman and Florida A&M during Johnny Dawkins' tenure as UCF's head coach.

GOING FOR THREE STRAIGHT AT THE GREENBRIER

- The Knights will be going for their third straight in-season tournament victory when they visit The Greenbrier for the inaugural Greenbrier Tip-Off. UCF will face Wisconsin in the opening game on Nov. 22, a team that made last season's NCAA Tournament, before facing either Pitt or LSU on Nov. 24.
- A tournament victory at The Greenbrier would be the fourth under head coach Johnny Dawkins and the third straight.
- UCF won last season's in-season tournament, the Jacksonville Classic, by topping South Dakota State and Charlotte
- UCF won the Baha Mar Hoops Bahamas Championship during the 2022-23 campaign with a 60-56 overtime victory over Oklahoma State and a 57-50 win over Santa Clara.
- Coach Dawkins' first tournament victory was during the 2018-19 campaign where the Knights beat Cal St. Fullerton, Saint Joseph's and Western Kentucky at the Myrtle Beach Invitational.

POSTSEASON PUSHES

- Under head coach Johnny Dawkins, the Knights have made a postseason appearance in four of his eight seasons, including two consecutive NIT berths, an unprecedented stretch in Knights' hoops history.
- UCF experienced immediate postseason success by making the NIT in the first year under Dawkins' new leadership, reaching the NIT Semifinal in Madison Square Garden in 2016-17.
- The Black and Gold returned to the NCAA Tournament for the first time since 2005 when they earned an at-large bid into the 2019 bracket as a No. 9 seed. Dawkins led the Knights to their first NCAA Tournament victory in program history, beating VCU 73-58 in the first round. The Black and Gold were narrowly defeated in the next round, falling to top-seeded Duke 77-76.
- UCF returned to the postseason by making the NIT in 2022-23 and earning a first round victory over in-state foe Florida. The Knights were the only team to hold Florida below 50 points during 2022-23 while the 49 Gator points were the least they've scored at home since Jan. 13, 1962 when they beat Auburn 43-40.
- The Black and Gold earned a spot in the 2024 NIT bracket as a No. 4 seed in their second straight trip to the tournament.
- The Knights have been to five NCAA DI Tournaments and four NITs, totaling 10 postseason appearances (one CBI).

COACH DAWKINS - ONE OF ONE

- UCF's Johnny Dawkins is the only Big 12 Conference head coach to play in the NBA.
- Dawkins was honored as the Naismith College Player of the Year in 1986 and is the only current head coach in NCAA Division I who has won the award. There are two former winners of the honor that served as head coaches as Patrick Ewing (1985 winner) was the Georgetown head coach from 2017-2023 while Danny Manning (1988 winner) was the head coach at Tulsa from 2012-14 and Wake Forest from 2014-20 and is now an associate head coach at Louisville.

DAWKINS ERA AT UCF

- Dawkins has continued to rewrite UCF's history books, as he is responsible for eight of UCF's 10 total wins over ranked opponents. Prior to his arrival, the program had won two total games against ranked foes from 1984-2016.
- UCF had never won two games against ranked teams in a single season, and Dawkins has now accomplished the feat twice. It first happened during the 2018-19 campaign, taking down No. 6 Houston and then No. 19 Cincinnati in Orlando in a span of five days in March. Now, the Knights have wins over three top-25 foes in 2023-24, beating No. 3 Kansas in January while topping No. 23 Oklahoma and No. 23 Texas Tech in February.
- Johnny Dawkins picked up win No. 100 as UCF's head coach in the Knights' win over N.C. A&T on Dec. 11, 2022, becoming just the third coach in UCF history to reach the milestone. Dawkins has a .592 winning percentage since starting with the Knights in 2016, which is the second best of any UCF coach in program history (Torchy Clark, .754 from 1969-83).
- He has the third-most wins of any UCF coach, trailing only Clark's 274 and Kirk Speraw's 247 from 1993-2010.
- Dawkins is the fastest coach to earn 100 wins in program history in the Division I era, needing only 162 games to do so.
- Dawkins had his squad off to a 4-0 start to begin the 2021-22 season, tying 2017-18 for his best start to a season at UCF.
- Dawkins led UCF to its first NIT Final Four (2017), first at-large berth to the NCAA Tournament (2019) and first NCAA Tournament win (2019). Additionally, he led the Knights back to the postseason in 2023, reaching the NIT Second Round.

UNLUCKY; THE MARGIN WAS SLIM

- KenPom had UCF ranked as the 32nd unluckiest team in the country to finish last season, continuing on a trend that had the Knights as the sixth unluckiest team in the nation in 2022-23.
- The Black and Gold wrapped up 2023-24 with four one-possession losses and 10 total games where they lost by single-digit points. UCF finished the 2022-23 season with six losses decided by a possession and 12 decided by single digits.

DEFENDING DECEMBER

- UCF is 38-12 in the month of December under Johnny Dawkins, never losing more than two games in any December while he has been at the helm. Two of Dawkins' five victories over top-25 teams at UCF have come in December.
- The Black and Gold are 29-4 at home in December during Dawkins' tenure.
- The Knights have averaged 72.2 points per game in December under Dawkins while holding foes to just 61.3 points per game, a double-digit margin of 10.9 points per contest.

TAYLOR HENDRICKS IN THE ASSOCIATION

- Taylor Hendricks became UCF's first lottery pick and first round selection, as he was drafted by the Utah Jazz with the ninth pick in the 2023 NBA Draft. He became the third Knight selected in the NBA Draft and second in the modern era, joining Jermaine Taylor (2009, Round 2, Pick 32) and Bennie Shaw (1976, Round 9, Pick 146). Hendricks became the fifth Knight to play in the NBA, joining Taylor (Houston, Sacramento), Tacko Fall (Boston, Cleveland), Mark Jones (Orlando) and Matt Williams (Miami).

POLLS & RANKINGS

AP POLL				COACHES POLL			
Preseason - Oct. 14				Preseason - Oct. 23			
Rk.	Team (1st Votes)	Record	Pts.	Rk.	Team (1st Votes)	Record	Pts.
1	Kansas (30)	0-0	1449	1	Kansas (15)	0-0	743
2	Alabama (14)	0-0	1428	2	Alabama (6)	0-0	718
3	UConn (11)	0-0	1345	3	UConn (6)	0-0	717
4	Houston (4)	0-0	1343	4	Houston (4)	0-0	698
5	Iowa State	0-0	1177	5	Duke	0-0	625
6	Gonzaga (1)	0-0	1157	6	Iowa State	0-0	591
7	Duke	0-0	1154	7	Gonzaga	0-0	575
8	Baylor	0-0	1109	8	Baylor	0-0	545
9	North Carolina	0-0	1037	9	Arizona	0-0	510
10	Arizona	0-0	905	10	North Carolina	0-0	498
11	Auburn	0-0	901	11	Auburn	0-0	465
12	Tennessee	0-0	775	12	Tennessee	0-0	437
13	Texas A&M	0-0	737	13	Purdue	0-0	390
14	Purdue	0-0	678	14	Creighton	0-0	342
15	Creighton	0-0	631	15	Texas A&M	0-0	332
16	Arkansas	0-0	625	16	Arkansas	0-0	272
17	Indiana	0-0	492	17	Marquette	0-0	268
18	Marquette	0-0	484	18	Indiana	0-0	208
19	Texas	0-0	332	19	Texas	0-0	166
20	Cincinnati	0-0	271	20	Cincinnati	0-0	163
21	Florida	0-0	249	21	Florida	0-0	130
22	UCLA	0-0	210	22	UCLA	0-0	123
23	Kentucky	0-0	191	23	Kentucky	0-0	95
24	Ole Miss	0-0	132	24	Illinois	0-0	87
25	Rutgers	0-0	102	25	Ole Miss	0-0	66

RECEIVING VOTES: Illinois 92, St. John's 91, Xavier 73, **Texas Tech 58**, Wake Forest 37, **Kansas St 30**, Michigan St. 29, Ohio St. 29, Michigan 19, **BYU 14**, Oregon 12, McNeese St. 11, Miami 11, Boise St. 9, Saint Louis 9, Clemson 9, Providence 9, Mississippi St. 6, VCU 6, **Wisconsin 5**, Saint Mary's 5, Louisville 4, UAB 4, Ark Little Rock 3, Grand Canyon 3, **Arizona St 2**, San Diego St. 2, Princeton 2, High Point 1, Maryland 1

RECEIVING VOTES: **Texas Tech 60**; Rutgers 57; St. John's 42; Xavier 26; Michigan State 25; Oregon 16; **BYU 16**; **Kansas State 11**; Saint Mary's 9; Boise State 9; Clemson 8; Ohio State 7; Dayton 7; Maryland 4; Grand Canyon 3; Wake Forest 2; Virginia 2; San Diego State 2; Princeton 2; Mississippi State 2; **Wisconsin 1** * UCF opponents listed in bold italics.

UCFacts - KNIGHT NOTES (CONT.)

- ♦ The Big 12 Conference has 66 players on NBA rosters as of the beginning of the 2023-24 season. Hendricks is joined on the Jazz by four other alumni from Big 12 institutions; Svi Mykhailiuk (Kansas), Cody Williams (Colorado), Keyonte George (Baylor) and Lauri Markkanen (Arizona)
- ♦ Unfortunately, Hendricks suffered a season ending injury in just the third game of the 2024-25 campaign.
- ♦ While at UCF, Hendricks shattered the American Athletic Conference record for most rookie of the week honors won, tallying nine with the previous record being six. He was unanimously named to the league's all-freshman team and received a nod to the all-conference second team.
- ♦ Hendricks led the team in scoring, averaging 15.1 points per game (515 total points) and also in rebounding, averaging 7.0 boards per contest (237 total rebounds, 80 offensive). He started all 34 of UCF's games, one of two Knights to do so on the 2022-23 roster and played 1,179 minutes, the second most in a single season in program history.
- ♦ Hendricks was the only in the country to finish the season with 60+ three pointers, 55+ blocks and 35+ dunks.
- ♦ When all was said and done, Hendricks had shattered UCF rookie records. He finished with the most single-season points (515), scoring average (15.1), rebounds (237), offensive rebounds (80), rebound average (7.0) field goal makes and attempts (184-for-385), free throw makes and attempts (86-for-110) and minutes (1,179), all tops of UCF's freshman leaderboards. He was second in blocks (59), fourth in steals (31) and three-point field-goals (61). He also finished 10th on UCF's all-time three-point percentage list.

UCF WEEK-BY-WEEK

	AP	COACHES	NET	ESPN BPI	KENPOM	RECORD
Preseason	NR	NR	-	52	66	0-0
Week 2	-	-	-	-	-	-
Week 3	-	-	-	-	-	-
Week 4	-	-	-	-	-	-
Week 5	-	-	-	-	-	-
Week 6	-	-	-	-	-	-
Week 7	-	-	-	-	-	-
Week 8	-	-	-	-	-	-
Week 9	-	-	-	-	-	-
Week 10	-	-	-	-	-	-
Week 11	-	-	-	-	-	-
Week 12	-	-	-	-	-	-
Week 13	-	-	-	-	-	-
Week 14	-	-	-	-	-	-
Week 15	-	-	-	-	-	-
Week 16	-	-	-	-	-	-
Week 17	-	-	-	-	-	-
Week 18	-	-	-	-	-	-
Week 19	-	-	-	-	-	-
Week 20	-	-	-	-	-	-

All rankings are updated on Monday of each respective week. First NET rankings debuted in Week 5 of 2023-24 season.

BIG 12 CONFERENCE TEAMS IN NATIONAL POLLS

Week	Arizona	Arizona St.	Baylor	BYU	UCF	Cincinnati	Colorado	Houston	Iowa St.	Kanas	K-State	Oklahoma St.	TCU	Texas Tech	West Virginia	Utah
Preseason	10/9	RV/-	8/8	RV/RV	-	-	-	4/4	5/6	1/1	RV/RV	-	-	RV/RV	-	-
Week 2	-	-	-	-	-	-	-	-	-	-	-	-	-	-	-	-
Week 3	-	-	-	-	-	-	-	-	-	-	-	-	-	-	-	-
Week 4	-	-	-	-	-	-	-	-	-	-	-	-	-	-	-	-
Week 5	-	-	-	-	-	-	-	-	-	-	-	-	-	-	-	-
Week 6	-	-	-	-	-	-	-	-	-	-	-	-	-	-	-	-
Week 7	-	-	-	-	-	-	-	-	-	-	-	-	-	-	-	-
Week 8	-	-	-	-	-	-	-	-	-	-	-	-	-	-	-	-
Week 9	-	-	-	-	-	-	-	-	-	-	-	-	-	-	-	-
Week 10	-	-	-	-	-	-	-	-	-	-	-	-	-	-	-	-
Week 11	-	-	-	-	-	-	-	-	-	-	-	-	-	-	-	-
Week 12	-	-	-	-	-	-	-	-	-	-	-	-	-	-	-	-
Week 13	-	-	-	-	-	-	-	-	-	-	-	-	-	-	-	-
Week 14	-	-	-	-	-	-	-	-	-	-	-	-	-	-	-	-
Week 15	-	-	-	-	-	-	-	-	-	-	-	-	-	-	-	-
Week 16	-	-	-	-	-	-	-	-	-	-	-	-	-	-	-	-
Week 17	-	-	-	-	-	-	-	-	-	-	-	-	-	-	-	-
Week 18	-	-	-	-	-	-	-	-	-	-	-	-	-	-	-	-
Week 19	-	-	-	-	-	-	-	-	-	-	-	-	-	-	-	-
Week 20	-	-	-	-	-	-	-	-	-	-	-	-	-	-	-	-

Rankings are listed as AP/USA Today



FEAR THE FRONDS

"The Most Florida Free Throw Distraction"

A storm, in multiple senses of the word, created a new tradition for Knight Nation in attendance at UCF men's basketball games. The legend goes that the night prior to the Black and Gold's first home conference game as a member of the Big 12, a massive storm rolled through campus. The wind blew down plenty of palm fronds across campus, and students picked them up and brought them into the game to use as a free throw distraction. It ended up working, as No. 3 Kansas shot just 6-for-11 from the free throw stripe in the second half in front of the student section. The fronds gave UCF that extra edge to top the Jayhawks 65-60, winning by as many points as Kansas had missed second half free throws.

Now, that's not exactly how one of college basketball's newest traditions was born. UCF's Brand Experience team wanted to create a unique experience for the team's first season in the Big 12. Director of brand experience Tim Connor (UCF alumnus 2017) and assistant director of brand experience Lexi Campagna (UCF alumna 2022) created and executed the idea. Knight Nation immediately took to the new tradition and the country took notice. The pair were named as one of nine finalists in NACMA's "Best Of" Awards in the People's Choice - Student Engagement category.

As the flagship Big 12 institution in Florida, there's nothing more Florida than palm trees. Design elements incorporated on social media, uniforms and even the lane on the court, all included palm trees and fronds. Leaning into that element wound up creating the most Florida free throw distraction imaginable.

Not only was the new free throw distraction perfectly on brand, but it actually worked. The palm fronds caused opponents to miss nearly 10% of their second half free throws in Big 12 play and the postseason. Visiting teams made 75% of their first half free throws while making just 66.4% in the second half, accounting for a total of 44 misses.

As the final buzzer sounded on UCF's upset over No. 3 Kansas, the team's first conference win as a Big 12 member, fans stormed the court with palm fronds in hand. The Knights had topped the highest ranked opponent in program history (previously No. 4 UConn, a 68-63 neutral site win on Nov. 25, 2011).

UCF went on to beat a total of three ranked opponents during the 2023-24 Big 12 slate, all at home in front of the frond-waving faithful. The win against No. 3 Kansas was the first, followed by a 74-63 win over No. 23 Oklahoma on Feb. 3 and a 75-61 triumph over No. 23 Texas Tech on Feb. 24.

Date	Opponent	1st Half FTM-FTA	2nd Half FTM-FTA	Palm Frond Misses
Jan. 10	Kansas	0-for-0	6-for-11	5
Jan. 13	BYU	3-for-4	9-for-13	4
Jan. 23	West Virginia	4-for-7	2-for-3	1
Jan. 31	Baylor	3-for-4	17-for-21	4
Feb. 3	Oklahoma	8-for-10	10-for-12	2
Feb. 17	Cincinnati	3-for-5	10-for-16	6
Feb. 24	Texas Tech	6-for-8	7-for-12	5
Mar. 2	Iowa State	6-for-8	7-for-11	4
Mar. 6	Houston	2-for-2	7-for-16	9
Mar. 19	South Florida	10-for-12	12-for-16	4
TOTALS		45-for-60 75%	87-for-131 66.4%	44



UCFacts - KNIGHT NOTES (CONT.)

GAME-BY-GAME LEAD/DEFICIT (2023-24)

Date	Opponent	Result	Largest Lead	Largest Deficit	Time Led	Time Trailing	Lead Changes
Nov. 6	FIU	W, 85-62	30 (2nd half, 16:11)	2 (1st half, 19:08)	38:25	0:22	1
Nov. 10	at #13/13 Miami	L, 88-72	Never Led	20 (2nd half, 0:54)	0:00	39:44	None
Nov. 16	Cal St. Fullerton	W, 72-44	32 (2nd half, 3:03)	5 (1st half, 16:43)	31:23	7:25	2
Nov. 19	South Dakota St.	W, 83-80	8 (2nd half, 17:06)	7 (1st half, 10:15)	28:27	8:08	5
Nov. 20	Charlotte	W, 74-71 (OT)	9 (1st half, 12:20)	8 (2nd half, 11:03)	14:22	25:40	8
Nov. 26	Stetson	L, 85-82	13 (1st half, 11:31)	6 (2nd half, 3:03)	32:41	6:21	3
Dec. 2	Lipscomb	W, 72-57	18 (2nd half, 18:54)	3 (1st half, 16:44)	34:57	3:29	3
Dec. 6	Jacksonville	W, 94-52	44 (2nd half, 1:16)	Never Trailing	38:29	0:00	None
Dec. 10	Ole Miss	L, 70-68	3 (1st half, 15:33)	9 (1st half, 0:39)	8:22	24:21	10
Dec. 18	Maine	W, 74-51	32 (2nd half, 11:55)	1 (1st half, 16:59)	36:39	1:17	6
Dec. 21	Florida A&M	W, 69-56	13 (2nd half, 3:37)	2 (1st half, 7:15)	33:45	1:07	2
Dec. 29	Bethune-Cookman	W, 98-54	44 (2nd half, 5:09)	3 (1st half, 15:28)	36:55	2:32	4
Jan. 6	at Kansas State	L, 77-52	Never Led	35 (2nd half, 12:00)	0:00	39:34	None
Jan. 10	#3/3 Kansas	W, 65-60	7 (1st half, 17:49)	16 (1st half, 3:45)	16:22	21:59	4
Jan. 13	#18/17 BYU	L, 63-58	4 (1st half, 14:41)	13 (2nd half, 7:17)	5:02	33:04	4
Jan. 17	at Texas	W, 77-71	7 (2nd half, 0:31)	16 (1st half, 12:34)	3:31	34:03	5
Jan. 20	at #5/5 Houston	L, 57-42	Never Led	25 (2nd half, 8:37)	0:00	36:57	None
Jan. 23	West Virginia	W, 72-59	21 (2nd half, 10:41)	Never Trailing	39:14	0:00	None
Jan. 27	at Cincinnati	L, 68-57	12 (1st half, 1:04)	13 (2nd half, 0:26)	26:01	11:07	4
Jan. 31	#18/18 Baylor	L, 77-69	10 (1st half, 14:49)	9 (2nd half, 2:51)	30:58	6:42	3
Feb. 3	#23/24 Oklahoma	W, 74-63	17 (2nd half, 6:13)	Never Trailing	39:39	0:00	None
Feb. 10	at #23/23 Texas Tech	L, 66-59	Never Led	10 (1st half, 7:16)	0:00	37:26	None
Feb. 13	at #21/19 BYU	L, 90-88	Never Led	19 (2nd half, 17:18)	0:00	37:38	None
Feb. 17	Cincinnati	L, 76-74	2 (1st half, 18:51)	14 (2nd half, 17:39)	0:29	35:46	3
Feb. 20	at West Virginia	L, 77-67	Never Led	15 (2nd half, 1:36)	0:00	38:59	0
Feb. 24	#23/23 Texas Tech	W, 75-61	19 (2nd half, 1:09)	5 (1st half, 15:42)	28:43	9:39	5
Feb. 28	at Oklahoma State	W, 77-71	8 (2nd half, 9:43)	12 (1st half, 4:37)	17:49	20:40	1
Mar. 2	#8/6 Iowa State	L, 60-52	4 (1st half, 18:57)	10 (2nd half, 0:26)	10:13	27:59	9
Mar. 6	#1/1 Houston	L, 67-59	7 (1st half, 7:52)	10 (2nd half, 3:18)	20:17	12:01	1
Mar. 9	at TCU	W, 79-77	6 (1st half, 14:45)	5 (2nd half, 13:01)	15:45	18:47	17
Mar. 12	vs. Oklahoma State	W, 77-62	27 (2nd half, 7:24)	3 (1st half, 4:38)	34:57	1:43	5
Mar. 15	vs. #20/21 BYU	L, 87-73	Never Led	18 (1st half, 14:12)	0:00	39:26	None
Mar. 19	South Florida	L, 83-77	2 (1st half, 18:54)	15 (2nd half, 19:14)	0:28	38:26	3

FEAR THE FRONDS TRACKER

Date	Opponent	Result	1st Half FTM-FTA	2nd Half FTM-FTA	Palm Frond Misses
Nov. 4	#13/15 Texas A&M				
Nov. 8	Purdue Fort Wayne				
Nov. 12	Florida Atlantic				
Nov. 19	Tennessee Tech				
Nov. 27	Milwaukee				
Dec. 1	Cal Baptist				
Dec. 8	Tarleton				
Dec. 21	Jacksonville				
Jan. 5	Kansas				
Jan. 8	Colorado				
Jan. 18	Houston				
Jan. 25	TCU				
Feb. 1	BYU				
Feb. 5	Cincinnati				
Feb. 11	Iowa State				
Feb. 23	Utah				
Feb. 26	Kansas State				
Mar. 5	Oklahoma State				
TOTALS					

HISTORY VS. RANKED OPPONENTS

UCF vs. Ranked Opponents (10-64)

Date	AP / Coaches Rk.	Opponent	Result
3/13/24	20 / 21	vs. BYU	L, 87-73
3/6/24	1 / 1	Houston	L, 67-59
3/2/24	8 / 6	Iowa State	L, 60-52
2/24/24	23 / 23	Texas Tech	W, 75-61
2/13/24	19 / 17	at BYU	L, 90-88
2/10/24	23 / 23	at Texas Tech	L, 66-59
2/3/24	23 / 24	Oklahoma	W, 74-63
1/31/24	18 / 18	Baylor	L, 77-69
1/20/24	5 / 5	at Houston	L, 57-42
1/13/24	18 / 17	BYU	L, 63-58
1/10/24	3 / 3	Kansas	W, 65-60
11/10/23	13 / 13	at Miami	L, 88-72
1/25/23	3 / 3	Houston	L, 82-71
12/31/22	3 / 3	at Houston	L, 71-65
2/17/22	14 / 15	at Houston	L, 70-52
1/29/22	7 / 9	Houston	L, 63-49
12/1/21	21 / 20	at Auburn	L, 85-68
1/17/21	11 / 11	at Houston	L, 75-58
12/26/20	6 / 7	vs. Houston	L, 63-54
12/19/20	15 / 15	at Florida State	W, 86-74
3/24/19	1 / 1	vs. Duke	L, 77-76
3/7/19	20 / 19	Cincinnati	W, 58-55
3/2/19	8 / 6	at Houston	W, 67-62
2/21/19	NR / 25	at Cincinnati	L, 60-55
2/7/19	12 / 12	Houston	L, 77-68
3/9/18	21 / 21	vs. Houston	L, 84-56
3/1/18	11 / 11	Wichita State	L, 75-71 (OT)
2/6/18	6 / 6	at Cincinnati	L, 77-40
1/25/18	17 / 16	at Wichita State	L, 81-62
1/16/18	12 / 13	Cincinnati	L, 49-38
12/3/17	24 / NR	at Alabama	W, 65-62
11/24/17	23 / 20	vs. West Virginia	L, 83-45
3/11/17	12 / 15	vs. SMU	L, 70-59
2/26/17	15 / 16	Cincinnati	W, 53-49
2/8/17	11 / 11	at Cincinnati	L, 60-50
11/20/16	3 / 3	vs. Villanova	L, 67-57
1/10/16	15 / NR	at SMU	L, 88-73
3/13/14	13 / 12	vs. Cincinnati	L, 61-58
3/1/14	23 / 24	at SMU	L, 70-55
2/19/14	7 / 9	Cincinnati	L, 77-49
2/12/14	20 / 22	at Memphis	L, 76-70
2/9/14	22 / NR	UConn	L, 75-55
2/1/14	12 / 8	at Louisville	L, 87-70
1/29/14	22 / 22	Memphis	L, 69-59
1/23/14	15 / 16	at Cincinnati	L, 69-51
12/31/13	14 / 10	Louisville	L, 90-65
3/2/13	19 / 17	Memphis	L, 76-67
2/13/13	22 / 25	at Memphis	L, 93-71
11/23/12	7 / 8	at Florida	L, 79-66
11/25/11	4 / 4	vs. UConn	W, 68-63
11/14/11	25 / 24	at Florida State	L, 73-50
12/1/10	18 / 16	vs. Florida	* W, 57-54
1/5/10	14 / 16	at Ole Miss	L, 84-56
12/20/09	14 / 14	at UConn	L, 60-51
2/9/08	1 / 1	at Memphis	L, 85-64
11/23/07	18 / 20	vs. Kansas State	L, 73-71 (OT)
11/22/07	20 / 19	vs. Villanova	L, 76-68
1/31/07	11 / 12	Memphis	L, 87-65
1/28/06	3 / 3	at Memphis	L, 94-61
1/3/06	19 / 21	at Kentucky	L, 59-51
12/3/05	11 / 11	at Florida	L, 80-47
3/18/05	13 / 14	vs. UConn	L, 77-71
3/19/04	9 / 8	vs. Pittsburgh	L, 53-44
12/4/03	2 / 2	vs. Florida	L, 59-39
12/12/02	25 / NR	Coll. of Charleston	W, 82-64
11/19/99	25 / 24	Miami	L, 81-54
11/27/98	7 / 9	at Michigan State	L, 87-64
3/14/96	1 / 2	vs. UMass	L, 92-70
12/19/95	18 / 19	at Georgia	L, 103-54
3/17/94	3 / 5	vs. Purdue	L, 98-67
12/7/91	5 / 5	at North Carolina	L, 101-72
12/2/89	12 / 10	at North Carolina	L, 92-42
12/28/88	10 / 12	vs. Florida State	L, 97-64
11/25/88	17 / 18	at Florida State	L, 133-79
11/27/84	17 / NR	at Arkansas	L, 59-45

* indicates win vacated by the NCAA, not counted towards total record

Overall record indicates combined AP and Coaches record even if opponent wasn't ranked in both polls

Record Breakdown vs. Ranked Teams

No. 1	Top 5	Top 10	Top 25
0-4	2-12	3-21	10-64*
Home	Away	Neutral	
6-16	3-32	1-16*	

* indicates win vacated by the NCAA (12/1/00) already subtracted from total W-L count

Records from each No. 1, Top 5, 10 and 25 are added and represented in the following column. Don't add each respective column!

DID YOU KNOW?



Texas A&M will become the third ranked opponent UCF has played on opening night in the program's D-I history, joining tilts against No. 16 Florida State (11/25/88) and No. 25 Miami (11/19/99).

RECORD WATCH

Career Assists at UCF

1. Sinua Phillips (1990-94).....	531
2. Cory Perry (1996-00).....	512
3. Al Miller (1999-03).....	397
4. Mike Clark (1969-73).....	361
5. Isaiah Sykes (2010-14).....	336
6. B.J. Taylor (2014-19).....	324
7. Mike O'Donnell (2005-08).....	319
8. Darius Johnson (2021-present).....	318
9. Bo Clark (1975-77, 78-80).....	302
10. Darryl Davis (1991-95).....	294

Career Free Throw Percentage at UCF (min. 100 attempts)

1. Brandon Mahan (2019-22).....	.856 (137-160)
2. Cleveland Jackson (1977-79).....	.838 (224-267)
3. Harry Kennedy (1994-97).....	.833 (183-221)
4. Gerald Jones (1978-80).....	.821 (206-251)
5. Dave Noel (2005-08).....	.812 (242-298)
6. Jason Thornton (1998-02).....	.811 (99-122)
7. Bo Clark (1975-77, 78-80).....	.813 (456-561)
8. Darius Johnson (2021-present).....	.804 (193-240)
9. Pete Krull (1977-80).....	.797 (141-177)
10. Chris Wallen (1984-88).....	.791 (117-148)
11. Jimmie Ferrell (1980-83).....	.790 (158-200)

Career Steals at UCF

1. Jerry Prather (1974-78).....	290
2. Cory Perry (1996-00).....	205
3. Isaiah Sykes (2010-14).....	183
4. Ed Smith (1970-74).....	181
5. Sinua Phillips (1990-94).....	179
6. Calvin Lingelbach (1973-77).....	161
7. Darius Johnson (2021-present).....	158
8. Ruben Cotton (1979-81).....	149
9. Cleveland Jackson (1977-79).....	142
10. Mike O'Donnell (2005-08).....	140

* A.J. Rompage (211, 2008-12) 2008-11 statistics vacated due to NCAA



[illegible]

STAT LEADER/DOUBLE-DOUBLE TRACKER

		Leading Scorer		Leading Rebounder		Assists Leader		Steals Leader		Blocks Leader		10+ Points		20+ Points		30+ Points		10+ Rebounds		Double-Double Points & Reb.		Double-Double Points & Ast.	
#	Name	24-25	Career	24-25	Career	24-25	Career	24-25	Career	24-25	Career	24-25	Career	24-25	Career	24-25	Career	24-25	Career	24-25	Career	24-25	Career
0	Jordan Ivy-Curry	-	26	-	14	-	20	-	19	-	6	-	56	-	16	-	2	-	2	-	2	-	-
1	Mikey Williams	-	-	-	-	-	-	-	-	-	-	-	-	-	-	-	-	-	-	-	-	-	-
2	J.J. Taylor	-	-	-	-	-	-	-	-	-	-	-	-	-	-	-	-	-	-	-	-	-	-
3	Darius Johnson	-	22	-	10	-	52	-	35	-	1	-	50	-	8	-	2	-	-	-	-	-	3
4	Keyshawn Hall	-	21	-	22	-	5	-	5	-	3	-	26	-	10	-	1	-	10	-	9	-	-
5	Benny Williams	-	2	-	9	-	2	-	11	-	5	-	13	-	1	-	-	-	3	-	3	-	-
6	Dallan 'Deebo' Coleman	-	4	-	-	-	1	-	22	-	7	-	25	-	2	-	-	-	-	-	-	-	-
7	Dior Johnson	-	-	-	-	-	-	-	-	-	-	-	-	-	-	-	-	-	-	-	-	-	-
8	Elijah Hulsewe	-	1	-	8	-	-	-	-	-	8	-	5	-	-	-	-	-	2	-	1	-	-
11	Cameron Simpson	-	-	-	-	-	-	-	-	-	-	-	-	-	-	-	-	-	-	-	-	-	-
15	Tyler Hendricks	-	-	-	-	-	-	-	-	-	-	-	-	-	-	-	-	-	-	-	-	-	-
20	Poohpha Warakulnukroh	-	-	-	-	-	-	-	-	-	-	-	-	-	-	-	-	-	-	-	-	-	-
22	Nils Machowski	-	-	-	-	-	2	-	1	-	-	-	2	-	-	-	-	-	-	-	-	-	-
24	Jaylin Sellers	-	24	-	9	-	3	-	19	-	15	-	58	-	13	-	1	-	3	-	3	-	-
35	Rokas Jocius	-	-	-	7	-	-	-	5	-	24	-	17	-	1	-	-	-	4	-	2	-	-
52	Moustapha Thiam	-	-	-	-	-	-	-	-	-	-	-	-	-	-	-	-	-	-	-	-	-	-

TEAM SUPERLATIVES

UCF High	UCF Low	Category	Opponent High	Opponent Low
		Largest Lead		
		Largest Deficit		
		Largest Deficit in a Win		
		Largest Lead in a Loss		
		Largest Halftime Lead		
		Largest Halftime Deficit		
		Largest Halftime Deficit Erased		
		Largest Margin of Victory		
		Largest Margin of Defeat		
		Points Scored		
		Field Goals		
		Field Goals Attempted		
		Field Goal Percentage		
		3-Point Field Goals Made		
		3-Point Field Goals Attempted		
		3-Point Field Goal Percentage		
		Free Throws Made		
		Free Throws Attempted		
		Free Throw Percentage		
		Offensive Rebounds		
		Defensive Rebounds		
		Total Rebounds		
		Fouls		
		Assists		
		Turnovers		
		Turnovers Forced		
		Steals		
		Blocked Shots		
		Points in Paint		
		Points off Turnovers		
		2nd Chance Points		
		Fast Break Points		
		Bench Points		
		Points - First Half		
		Field Goal Percentage - First Half		
		Points - Second Half		
		Field Goal Percentage - Second Half		
		Points - Overtime		
		Field Goal Percentage - Overtime		



UCF'S RECORD WHEN...

Category	Season	B12
Win the tip.....	13-10	6-6
Lose the tip.....	4-6	1-5
Home games.....	11-8	4-5
Away games.....	3-7	3-6
Neutral site games.....	3-1	N/A
vs. Top 25 teams.....	3-9	3-7
Lead at Halftime.....	12-4	3-3
Trail at Halftime.....	4-12	3-8
Tied at Halftime.....	1-0	1-0
In Overtime.....	1-0	0-0
Lead with 10:00 remaining.....	14-3	5-2
Trail with 10:00 remaining.....	3-13	2-9
Tied with 10:00 remaining.....	0-0	0-0
Lead with 5:00 remaining.....	14-1	5-1
Trail with 5:00 remaining.....	2-14	1-9
Tied with 5:00 remaining.....	1-1	1-1
Lead with 2:00 remaining.....	16-0	6-0
Trail with 2:00 remaining.....	1-16	1-11
Tied with 2:00 remaining.....	0-0	0-0
Score Fewer than 50 Points.....	0-1	0-1
Score 50-59 Points.....	0-6	0-6
Score 60-69 Points.....	2-3	1-2
Score 70-79 Points.....	11-4	6-1
Score 80-89 Points.....	2-2	0-1
Score 90+ Points.....	2-0	0-0
Opponent Scores Fewer than 50 Points.....	1-10	0-0
Opponent Scores 50-59 Points.....	6-1	1-1
Opponent Scores 60-69 Points.....	5-5	3-5
Opponent Scores 70-79 Points.....	4-5	3-4
Opponent Scores 80-89 Points.....	1-4	0-0
Opponent Scores 90+ Points.....	0-1	0-1
Shoot Under 30 Percent.....	0-2	0-2
Shoot 30-39 Percent.....	3-6	1-4
Shoot 40-49 Percent.....	12-6	5-3
Shoot 50+ Percent.....	2-2	1-2
Opponent Shoots Under 30 Percent.....	1-0	0-0
Opponent Shoots 30-39 Percent.....	9-2	8-2
Opponent Shoots 40-49 Percent.....	5-12	2-9
Opponent Shoots 50+ Percent.....	2-2	2-0
Outrebound Opponent.....	13-8	4-4
Outrebounded by Opponent.....	2-7	1-7
Rebounds equal.....	2-1	2-0
Commit fewer turnovers.....	11-9	3-5
Commit more turnovers.....	4-6	3-6
Turnovers equal.....	2-1	1-0
Outscore opponent's bench.....	11-8	2-7
Opponent bench scores more.....	6-8	5-4
Games Decided by 1-5 Points.....	4-5	2-3
Games Decided by 6-10 Points.....	2-6	2-5
Games Decided by 11-19 Points.....	6-4	3-2
Games Decided by 20+ Points.....	5-1	0-1
Wearing white.....	10-7	4-4
Wearing black.....	7-8	3-6
Wearing Citronauts.....	0-1	0-1
November.....	4-2	N/A
December.....	5-1	N/A
January.....	3-5	3-5
February.....	3-4	3-4
March.....	2-4	1-2
Monday.....	3-0	0-0
Tuesday.....	2-3	1-2
Wednesday.....	4-3	3-2
Thursday.....	2-0	0-0
Friday.....	1-1	0-0
Saturday.....	4-7	3-7
Sunday.....	1-2	0-0

THE LAST TIME...

Category	UCF	Opponent
Scored 100	107 vs. Memphis (1/11/23)	104 vs. Memphis (1/11/23)
Scored 110	115 vs. West Florida (11/12/10)	127 vs. Southern (2/24/93)
Scored 120	130 vs. Florida Tech (1/23/80)	127 vs. Southern (2/24/93)
Scored under 40	38 vs. #11 Cincinnati (1/16/18)	44 vs. Bethune-Cookman (12/29/23)
Scored under 50	49 vs. #7 Houston (1/29/22)	44 vs. Bethune-Cookman (12/29/23)
Led by 40+ points	44 vs. Bethune-Cookman (12/29/23)	42 vs. West Virginia (11/24/17)
Won by 30	44 vs. Bethune-Cookman (12/29/23)	37 at #6 Cincinnati (2/6/18)
Won by 40	44 vs. Bethune-Cookman (12/29/23)	42 at Coll. of Charles. (2/1/96)
Won by 50	54 vs. West Florida (11/12/10)	50 at North Carolina (12/2/89)
Scored 50 in the 1st half	51 vs. Tulsa (2/11/23)	52 at Memphis (2/1/21)
Scored 50 in the 2nd half	62 at #19 BYU (2/13/24)	51 at #19 BYU (2/13/24)
Scored 60 points or fewer in win	52-45 vs. Wichita State (12/28/22)	60-52 vs. #8 Iowa State (3/2/24)
Scored 90 points or more in loss	98-95 vs. UNC Asheville (11/7/22)	107-104 vs. Memphis (1/11/23)
Made 40 FG	40 at Marshall (2/27/10)	41 at Florida State (12/6/14)
Attempted 80 FG	81 vs. UNC Asheville (11/7/22)	80 vs. Tulane (1/14/15)
Shot 50% or better from the field	34-67 (50.8%) at BYU (2/13/24)	24-48 (50.0%) vs. South Florida (3/19/24)
Shot 60% or better from the field	29-48 (60.4%) vs. Temple (1/2/19)	33-51 (64.7%) vs. Cincinnati (2/25/15)
Shot under 30% from the field	15.9% at Houston (1/20/24)	23.5% vs. Cal St. Fullerton (11/16/23)
Made 12 3-pt FG	14 vs. #18 Baylor (1/31/24)	14 vs. #20 BYU (3/13/24)
Made 15 3-pt FG	15 vs. Jacksonville (12/6/23)	16 vs. Tulane (1/14/15)
Shot 50% or better from 3-pt line	9-18 (50.0%) vs. Oklahoma State (3/12/24)	13-24 (54.2%) vs. South Florida (3/19/24)
Shot 60% or better from 3-pt line	12-20 (60.0%) vs. Michigan (12/30/21)	9-13 (69.2%) vs. UConn (2/11/17)
Didn't make a 3-pt FG	0-14 at #6 Cincinnati (2/6/18)	0-23 vs. UAB (1/9/13)
Attempted 30 3-pt FG	38 at West Virginia (2/20/24)	30 vs. #20 BYU (3/13/24)
Made 30 FT	33 vs. Memphis (1/11/23)	40 at #19 BYU (2/13/24)
Made 35 FT	36 vs. Bethune (12/22/15)	40 at #19 BYU (2/13/24)
Attempted 40 FT	44 vs. South Florida (2/13/19)	40 at #19 BYU (2/13/24)
Attempted 50 FT	56 vs. FAU (12/15/93)	67 at Marshall (2/27/10)
Made 5 or less free throws	1-for-7, vs. #18 Baylor (1/31/24)	3-for-5, vs. Stetson (12/21/22)
Shot 100% on FTs (min. 10 att.)	11-for-11, at Michigan (12/6/20)	16-for-16, vs. SMU (3/4/20)
Shot 40% or worse on FTs	1-for-7, vs. #18 Baylor (1/31/24)	6-for-18, vs. Memphis (1/12/22)
Had 50 rebounds	52 vs. Jacksonville (12/6/23)	53 at South Florida (1/15/22)
Had 60 rebounds	69 vs. West Florida (12/17/93)	61 at Georgia (12/19/95)
Had 20+ offensive rebounds	20, vs. Bethune-Cookman (12/29/23)	21, at South Florida (1/15/22)
Had 5 or less offensive rebounds	5, vs. South Dakota State (11/19/23)	4, at Texas (1/17/24)
Had 25 assists	28 vs. Tulsa (2/11/23)	28 vs. Louisville (12/31/13)
Had 30 assists	30 vs. Campbell (2/28/04)	43 at Dayton (12/3/88)
Had 15 steals	16 vs. FIU (11/6/23)	16 at Cincinnati (2/4/23)
Had 20 steals	22 vs. Navy (12/6/03)	20 at Memphis (2/1/21)
Had 10 blocks and 10 steals	13 blocks and 10 steals vs. UIC (12/5/2015)	-
Had 10 blocks	10 at West Virginia (2/20/24)	11 vs. Oklahoma State (3/12/24)
Had 14 blocks	14 vs. Temple (3/12/14)	15 vs. St. John's (11/26/17)
Didn't record a block	vs. #8 Iowa State (3/2/24)	at TCU (3/9/24)
Committed 5 or less turnovers	5, vs. South Dakota State (11/19/23)	4, vs. SMU (2/24/19)
Committed 20+ turnovers	22, vs. #8 Iowa State (3/2/23)	26, vs. Bethune-Cookman (12/29/23)
Won an OT game	74-71 vs. Charlotte (11/20/23)	77-70 vs. Temple (1/28/23)
Lost an OT game	77-70 vs. Temple (1/28/23)	74-71 vs. Charlotte (11/20/23)
Multiple OT game	107-104 vs. Memphis (1/11/23)	98-95 vs. UNC Asheville (11/7/22)
Made Game-Winning Buzzer Beater	69-66 vs. ECU (2/20/22)	68-66 vs. Missouri (12/17/22)
Category	UCF Player	
Scored 25 pts	32, Darius Johnson vs. #20 BYU (3/13/24)	
Scored 30 pts	32, Darius Johnson vs. #20 BYU (3/13/24)	
Scored 35 pts	36, Aubrey Dawkins at Temple (3/9/19)	
Scored 40 pts	45, Jermaine Taylor vs. Rice (2/25/09)	
Two players score 20 pts	vs. South Dakota State (11/19/23)	
	Marchelus Avery (22), Jaylin Sellers (20)	
Two players score 25 pts	vs. Michigan (12/30/21)	
	Darin Green Jr. (27), Brandon Mahan (26)	
Three players score 20 pts	at #15 Florida State (12/19/20)	
	Brandon Mahan (32), Isaiah Adams (22), Darin Green Jr. (20)	
Five players score 10 pts	at Texas (1/17/24)	
	Jaylin Sellers (24), Shemarri Allen (17), Darius Johnson (11)	
	Omar Payne (10), C.J. Walker (10)	
	vs. Bethune-Cookman (12/29/23)	
	Marchelus Avery (11), Antwan Jones (10), C.J. Walker (10)	
	15, Keith Clanton at ECU (1/12/13)	
	23, Bo Clark vs. Florida Tech (1/17/79)	
	22, Darius Johnson vs. #20 BYU (3/13/24)	
	31, Jermaine Taylor vs. ECU (3/7/09)	
	6, Darius Johnson vs. #20 BYU (3/13/24)	
	6, Darius Johnson vs. #20 BYU (3/13/24)	
	7, Ithiel Horton vs. South Florida (2/22/23)	
	11, Matt Williams vs. South Florida (1/17/17)	
	15, Darius Johnson at West Virginia (2/20/24)	
	21, Matt Williams vs. South Florida (1/17/17)	
	10, Darius Johnson at TCU (3/9/24)	
	15, Bennie Shaw vs. Medgar Evers (12/18/75)	
	15, Collin Smith vs. Cincinnati (1/11/20)	
	21, Tacko Fall vs. South Florida (2/13/19)	
	19, Ibrahima Diallo vs. #18 BYU (1/13/24)	
	20, Tacko Fall vs. SMU (2/24/19)	
	10, Darius Johnson vs. #18 Baylor (1/31/24)	
	13, Brandon Goodwin at Tulane (2/19/15)	
	6, Omar Payne, at West Virginia (2/20/24)	
	8, Tom Herzog vs. Bethune-Cookman (12/11/10)	
	7, Darius Johnson at Wichita State (2/8/23)	
	Ibrahima Diallo vs. Oklahoma State - 17 pts/11 reb (3/12/24)	
	Taylor Hendricks vs. Stetson - 16 pts/10 reb (12/21/22)	
	Darius Johnson vs. Stetson - 16 pts/10 ast (12/21/22)	
	Isaiah Sykes vs. East Carolina - 20 pts/16 reb/11 ast (2/9/13)	

team rankings in "The Last Time" section are via the AP poll

MEDIA QUICK GLANCE SHEET

last game's starters noted with gold numbers



0

JORDAN IVY-CURRY

5th • G • 6-3 • 177 • La Marque, Texas • UTSA / Pacific

GP/GS	PPG	APG	RPG	FG%	3FG%	FT%
24-25	-	-	-	-	-	-
Career	101/37	11.7	3.0	5.2	40.1%	38.7%
Career Highs	Pts: 38	Asst: 9	Reb: 11	Stl: 4		
Season High	Pts: -	Asst: -	Reb: -	Stl: -		

- ♦ Scored an impressive 17.1 PPG last season with UTSA, easily topping his career best of 13.9 PPG during 2021-22
- ♦ Nearly doubled his rebounds per game average, posting 5.2 in 2023-24 compared to 2.6 in 2022-23
- ♦ Poured in a career-high 38 points against Florida Atlantic on Jan. 21, 2024
- ♦ Tallied a career-high 63 assists last season, improving on his previous best of 50
- ♦ Made a career-best 46 three pointers last season and shot a career-high 38.7% mark from downtown
- ♦ Earned Conference USA All-Freshman Team honors while with UTSA in 2020-21



1

MIKEY WILLIAMS

R-Fr • G • 6-3 • 193 • San Diego, Calif. • Memphis

GP/GS	PPG	APG	RPG	FG%	3FG%	FT%
24-25	-	-	-	-	-	-
Career	-	-	-	-	-	-
Career Highs	Pts: -	Asst: -	Reb: -	Stl: -		
Season High	Pts: -	Asst: -	Reb: -	Stl: -		

- ♦ Did not see game action at Memphis last season, earning a redshirt
- ♦ Played at San Ysidro for his senior season where he posted 23.8 points, 9.2 assists and 3.2 rebounds per game, per MaxPreps
- ♦ Tabbed as a four-star recruit coming out of high school, ranking No. 39 in the country and No. 8 in California, according to 247Sports; His 0.9809 composite ranking would be the second highest for a UCF recruit, had he committed straight to UCF
- ♦ His mom, Charisse, was a softball player at Kearney High School before playing for Hampton University; Mikey later went on to score a career-high 77 points with nine-made threes against Kearney on Dec. 13, 2019



2

JJ TAYLOR

So. • F • 6-8 • 196 • Chicago, Ill. • Memphis

GP/GS	PPG	APG	RPG	FG%	3FG%	FT%
24-25	-	-	-	-	-	-
Career	3/0	0.0	0.0	0.7	-	-
Career Highs	Pts: -	Asst: -	Reb: 1	Stl: -		
Season High	Pts: -	Asst: -	Reb: -	Stl: -		

- ♦ Played in three games, all off the bench and playing in six minutes last season with Memphis, pulling in two rebounds on the year, one each against No. 22 Virginia on Dec. 19 and Jackson State on Nov. 6
- ♦ Was tabbed as a four-star recruit out of San Ysidro High School and was ranked as the No. 86 player in the nation, according to 247Sports composite rankings; he was the No. 14 recruit in California and No. 20 at the small forward position
- ♦ His senior year saw him post 25.5 points, 7.3 rebounds and 1.8 blocks per game while at San Ysidro
- ♦ Averaged 28.3 points, 7.2 rebounds and 3.7 assists per game in his sophomore season at Kenwood Academy



3

DARIUS JOHNSON

Sr. • G • 6-1 • 207 • Boyds, Md.

GP/GS	PPG	APG	RPG	FG%	3FG%	FT%
24-25	-	-	-	-	-	-
Career	88/67	10.7	3.6	3.3	38.2%	33.7%
Career Highs	Pts: 33	Asst: 10	Reb: 9	Stl: 7		
Season High	Pts: -	Asst: -	Reb: -	Stl: -		

- ♦ Named All-Big 12 Honorable Mention at the end of the 2023-24 regular season
- ♦ Finished the 2023-24 campaign by averaging 20.8 PPG over the final five contests, including two 30+ point outings
- ♦ Scored a career-high 33 points in the regular season finale against TCU while pulling in a career-high nine rebounds
- ♦ Snatched 2.21 steals per game last season, a mark that saw him finish the year ranked 18th nationally
- ♦ Shot 39.4% from three last season, a 12.5% improvement on what he shot from long range in 2022-23
- ♦ Enters the season 58 points shy of scoring 1,000; would make him the 21st Knight to accomplish the feat



4

KEYSHAWN HALL

Jr. • G/F • 6-7 • 235 • Cleveland, Ohio • George Mason/UNLV

GP/GS	PPG	APG	RPG	FG%	3FG%	FT%
24-25	-	-	-	-	-	-
Career	47/28	12.3	1.4	5.6	47.4%	37.8%
Career Highs	Pts: 36	Asst: 4	Reb: 15	Stl: 2	Blk: 2	
Season High	Pts: -	Asst: -	Reb: -	Stl: -	Blk: -	

- ♦ Named All-Atlantic 10 Second Team and NABC First Team All-District for his efforts at George Mason last season
- ♦ Scored 16.6 PPG and pulled in 8.1 RPG last season, starting in 28 games and playing in 29 for George Mason
- ♦ If you round up, Hall was one of just 14 players in the nation to average 17+ PPG, 8+ RPG and 1.5 APG last season
- ♦ Ranked fourth in the Atlantic 10 in scoring during league play, averaging 18.1 points per game
- ♦ Scored a career-high 36 points against Bridgewater (Va.) on Dec. 19, 2023
- ♦ Pulled in a career-best 15 rebounds against South Dakota State in the Jacksonville Classic on Nov. 20, 2023



5

BENNY WILLIAMS

Sr. • F • 6-10 • 217 • Bowie, Md. • Syracuse

GP/GS	PPG	APG	RPG	FG%	3FG%	FT%
24-25	-	-	-	-	-	-
Career	77/24	4.8	0.7	3.1	41.5%	29.0%
Career Highs	Pts: 24	Asst: 6	Reb: 11	Stl: 5	Blk: 3	
Season High	Pts: -	Asst: -	Reb: -	Stl: -	Blk: -	

- ♦ Registered 5.4 points per game last season with Syracuse, shooting an even 40% from the floor
- ♦ Was an efficient 44.7% from the field and 39.6% from the three-point arc in 2022-23
- ♦ Swatted aside a career-best 16 blocks last season
- ♦ Tallied a career-high 24 points at Pittsburgh on Feb. 25, 2023
- ♦ Snatched a career-best five steals against Wake Forest on Mar. 8, 2023
- ♦ Was rated a five-star recruit out of high school by Rivals.com, ranking 15th overall in the Class of 2021



6

DALLAN 'DEEBO' COLEMAN

Sr. • G • 6-6 • 220 • Memphis, Tenn. • Georgia Tech

GP/GS	PPG	APG	RPG	FG%	3FG%	FT%
24-25	-	-	-	-	-	-
Career	92/36	7.3	0.9	2.4	38.7%	35.4%
Career Highs	Pts: 24	Asst: 8	Reb: 9	Stl: 4		
Season High	Pts: -	Asst: -	Reb: -	Stl: -		

- ♦ Averaged 5.9 points, second-best among Georgia Tech reserves last season, in 18.7 minutes per game
- ♦ Averaged 16 points per game in Georgia Tech's first three games of 2023-24 (15-24 FG, 9-16 3pt FG)
- ♦ Only committed four turnovers in 16 ACC games played last season, only had 10 on the entire campaign
- ♦ His career-best mark of 24 points came against UMass Lowell on Nov. 14, 2023
- ♦ Scoring efficiency improved from his first two seasons (.318 points per minute in 2023-24, .287 combined his first two seasons)



7

DIOR JOHNSON

R-So. • G • 6-3 • 182 • Kingston, N.Y. • Clarendon College/Pitt

GP/GS	PPG	APG	RPG	FG%	3FG%	FT%
24-25	-	-	-	-	-	-
Career	-	-	-	-	-	-
Career Highs	Pts: -	Asst: -	Reb: -	Stl: -		
Season High	Pts: -	Asst: -	Reb: -	Stl: -		

- ♦ Averaged 29.7 points, 5.4 rebounds and 5.9 assists per game at Clarendon College last season; shot 52.1% from the field and 41.7% from beyond the three point arc; scored 40 or more points in six games, and sunk 30 or more points in 10 contests
- ♦ Scored a season-high 58 points on the road at Howard (Texas) on Feb. 15 in a 104-100 victory; was 19-for-34 from the field, 5-of-6 from long range and 15-of-16 from the charity stripe
- ♦ Did not see game action at Pitt in 2022-23, earning a redshirt
- ♦ Was a four-star guard and ranked No. 35 in the 2022 ESPN Player Rankings



15

TYLER HENDRICKS

R-So. • G • 6-6 • 190 • Fort Lauderdale, Fla.

GP/GS	PPG	APG	RPG	FG%	3FG%	FT%
24-25	-	-	-	-	-	-
Career	14/0	2.6	0.1	1.1	46.2%	35.7%
Career Highs	Pts: 7	Asst: 1	Reb: 4	Stl: 1		
Season High	Pts: -	Asst: -	Reb: -	Stl: -		

- ♦ Scored a turnaround jumpshot in the first round of UCF's inaugural trip to the Big 12 Conference Championship
- ♦ Made his collegiate debut in UCF's '23-'24 season opener, scoring seven points and pulling in four rebounds
- ♦ Played for Calvary Christian Academy in Fort Lauderdale, Fla. and helped lead them to a Florida 3A state championship as a junior and senior in 2020-21 and 2021-22
- ♦ His twin brother, Taylor, played with the Knights in 2022-23 and became UCF's first lottery and first round pick, going to the Utah Jazz in the 2023 NBA Draft



22

NILS MACHOWSKI

So. • G • 6-3 • 183 • Berlin, Germany

GP/GS	PPG	APG	RPG	FG%	3FG%	FT%
24-25	-	-	-	-	-	-
Career	25/0	2.0	0.8	1.1	32.7%	27.3%
Career Highs	Pts: 13	Asst: 3	Reb: 5	Stl: 2		
Season High	Pts: -	Asst: -	Reb: -	Stl: -		

- ♦ Pulled in a career-high five rebounds at West Virginia on Feb. 20
- ♦ Tied for the team lead in steals in UCF's contest against No. 18 Baylor, snatching a pair of thefts
- ♦ Tallied 13 points on five-of-seven shooting, including three-for-three from three-point land against Miami (11/10/23)
- ♦ Made his collegiate debut on opening night for UCF, scoring five points with an assist, steal and rebound
- ♦ Spent time in the top tier of German basketball with Alba Berlin; Won back-to-back U19 championships with Alba Berlin in 2022 and 2023
- ♦ Was the starting point guard on the 2022 German National Team in the U18 European Championship



24

JAYLIN SELLERS

Sr. • G • 6-4 • 205 • Columbus, Ga. • Ball State

GP/GS	PPG	APG	RPG	FG%	3FG%	FT%
24-25	-	-	-	-	-	-
Career	95/67	12.1	0.8	3.1	46.6%	37.2%
Career Highs	Pts: 34	Asst: 5	Reb: 14	Stl: 4		
Season High	Pts: -	Asst: -	Reb: -	Stl: -		

- ♦ Named All-Big 12 Honorable Mention at the end of the 2023-24 regular season
- ♦ Finished the campaign leading the Knights in scoring, averaging 15.9 points per game, including 16.8 PPG in wins.
- ♦ Led the Big 12 in points per game from Nov. 27-Dec. 18 before finishing fourth in the conference at season's end
- ♦ Recorded career-highs in points (524), steals (35), assists (36), rebounds (118), and free throw percentage (82.9%) in '23-'24
- ♦ Posted a career-high 34 pts. against Stetson (11/26/23), helping him earn the Big 12's Co-Newcomer of the Week nod
- ♦ Impressed in his UCF debut on opening night, scoring 23 points, and earned 22-point, 11-rebound next outing at Miami



35

ROKAS JOCIUS

Jr. • F • 6-10 • 240 • Kaunas, Lithuania • La Salle

GP/GS	PPG	APG	RPG	FG%	3FG%	FT%
24-25	-	-	-	-	-	-
Career	61/29	6.7	0.3	4.5	54.0%	38.5%
Career Highs	Pts: 20	Asst: 3	Reb: 13	Stl: 2	Blk: 4	
Season High	Pts: -	Asst: -	Reb: -	Stl: -	Blk: -	

- ♦ Tallied a career-high 20 points against Rhode Island on Feb. 25, 2024 after earning a career-high 13 rebounds at Rhode Island on Jan. 31, 2024
- ♦ Averaged 8.5 points and 5.4 rebounds per game in a breakout sophomore campaign with La Salle
- ♦ Scored double-digit points in 12 contests last season while pulling in double-digit rebounds in four
- ♦ Earned a pair of double-doubles, the most recent a 10-point, 10-rebound performance against Richmond on Feb. 10
- ♦ Was named to the Atlantic 10 Commissioner's Honor Roll in his freshman campaign at La Salle in 2022-23
- ♦ Played for Vilniaus Perlas Energija for two seasons in the second-highest tier of the Lithuanian basketball league



52

MOUSTAPHA THIAM

Fr. • C • 7-2 • 235 • Dakar, Senegal

GP/GS	PPG	APG	RPG	FG%	3FG%	FT%
24-25	-	-	-	-	-	-
Career	-	-	-	-	-	-
Career Highs	Pts: -	Asst: -	Reb: -	Stl: -	Blk: -	
Season High	Pts: -	Asst: -	Reb: -	Stl: -	Blk: -	

- ♦ Became the highest ranked recruit and first five-star in program history with a .9943 composite ranking according to 247Sports. Upon reclassifying, he slotted in as the No. 7 center in the 2024 class as well as the No. 6 recruit in the state of Florida and No. 30 overall, according to On3
- ♦ Was the No. 1 center recruit and No. 14 overall in the class of 2025 before reclassifying to join the Knights in 2024-25
- ♦ Played in the 3-Stripes Select Basketball circuit over the spring and summer of 2024, averaging 15.2 points, 7.2 rebounds and 3.7 blocks per game while shooting 60% through all nine contests



ADDITION FINANCIAL ARENA



The UCF men's and women's basketball programs have called the beautiful 10,000-seat Addition Financial Arena its home since the start of the 2007-08 season. Located in the heart of Knights Plaza on the expansive north side of campus, the state-of-the-art facility opened in the fall of 2007 to packed crowds at multiple events. Under the current configuration, the capacity for basketball games sits at 9,400.

Addition Financial Arena's unique design provides an intimate atmosphere for all students, alumni, fans and supporters, while creating an intimidating environment for opponents. With a raucous student section, dubbed the "Knightmare," Addition Financial Arena has quickly become one of the more formidable basketball facilities in the entire southeast. The design offers perfect sight lines for all fans, giving every spectator a spectacular view.

UCF's first year in the Big 12 Conference saw record attendance for the men's basketball teams, hosting a total of 134,000 fans over the 2023-24 season that saw the Knights host 19 home games, averaging just over 9,000 fans per league home contest. The inaugural Big 12 campaign also saw the introduction of palm fronds as a free throw distraction in the student section. The terms "Fear the Frond" and "Frond Warning" were born as Knight Nation helped cause opponents to make 10% less of their second-half free throws in Big 12 and postseason play.

The venue has sold out twice for UCF men's basketball games, the first being the Black and Gold's 2017 NIT Quarterfinal contest against Illinois, filling the seats with 10,011 fans. The second was the Knights' Big 12 Conference home opener against No. 3 Kansas on Jan. 10, 2024, as 9,469 fans piled through the turnstiles. Most of those fans piled out of the stands as both games ended in court stormings. UCF's 65-60 victory over the Jayhawks was the highest-ranked opponent that the Knights had defeated in program history.

Approximately 7,000 seats make up the lower bowl of Addition Financial Arena, with an additional 3,000 seats situated in the upper level. Club level seating is on the east side of the Arena, with exclusive access to the regal Black and Gold Club before, during and after each game. The addition of a courtside club on one of the baselines subtracted 600 seats from the lower bowl, making the current configuration for men's and women's basketball games a 9,400-fan capacity. The area, located floor-level in front of sections 101-103, offers great views of game action as well as access to top-notch food and beverage options.

The facility features 16 luxury boxes and suites, a club lounge, open concourse areas and numerous concession options. Fans benefit from a state-of-the-art audio and video system. The scoreboard located at center court features four video screens that show replays and player information with an LED ribbon board stretching around the bottom.

Patrons enter the building through a spacious lobby that has conveniently located concession and apparel stands.

Addition Financial Arena sits on the northern side of campus and is nestled in with UCF's other athletics facilities, including FBC Mortgage Stadium, The Venue, John Euliano Park and the UCF Soccer/Track Complex. FBC Mortgage Stadium also opened up during the same September week in 2007.

The arena is the centerpiece of an area that includes apartment-style dormitories with 2,000 total beds and about 100,000-square feet of retail space. Before and after games, fans can dine and shop at establishments like Barnes & Noble Bookstore, Burger U, Gringos Locos, Domino's, The Pop Parlour, Dunkin', Jimmy John's, Subway and Knightro's.

The neighboring retail area has room for 24 shops.

Addition Financial Arena also hosts premiere concerts along with UCF commencement ceremonies. The Central Florida Crusaders, expansion members of the National Indoor Soccer League, began fielding men's and women's teams in the venue for the 2022-23 season. The Orlando Valkyries of the Pro Volleyball Federation began playing their games in the arena in Jan. 2024.

The arena is located directly in front of UCF's old home, The Venue, which re-opened following a year of massive renovations to create a new home for the women's volleyball program as well as dedicated practice facilities for both the men's and women's basketball programs. The Knights played in the former 5,100-seat building from 1991-2007.

Construction on the new facility began in November of 2005. The arena was designed by HOK Sports and constructed by KUD International.

The arena officially opened on Sept. 8, 2007, with a Reba McEntire concert. The first UCF event at the new arena occurred on Sept. 28, 2007, when the UCF volleyball team hosted East Carolina. The first UCF men's basketball game was a 63-60 victory over Nevada on Nov. 11, 2007 while the first women's contest was on Nov. 9, 2007, in 72-57 loss to Texas Tech.



Capacity	10,000
Construction Began	November 2005
Construction Completed	August 2007
Design	HOK Sports
Construction	KUD International
Cost	\$80 million
Luxury Suites	16
Lower Level Seats	5,598
Upper Level Seats	3,365
Club Seats	502
Concession Stands	7
Points of Sale	28
Video Boards	4
First UCF Game	UCF 63, Nevada 60 (11/11/07)

Highest Single-Game Home Attendance Records

1.	10,011 ^	Illinois (3/22/17)
2.	9,825	Memphis (1/10/09)
3.	9,469 ^	Kansas (1/10/24)
4.	9,460	Marshall (1/13/10)
5.	9,392	Iowa State (3/2/24)
6.	9,390	Houston (3/6/24)
7.	9,387	Oklahoma (2/3/24)
8.	9,383	Houston (1/25/23)
9.	9,358	Michigan (12/30/21)
10.	9,347	Rice (1/22/11)
11.	9,343	Florida State (11/13/13)
12.	9,141	Cincinnati (3/7/19)
13.	9,137	BYU (1/13/24)
14.	9,094	Marshall (1/5/11)
15.	8,882	West Virginia (1/23/24)
16.	8,734	Memphis (1/18/12)
17.	8,727	Massachusetts (11/13/09)
18.	8,711	Texas Tech (2/24/24)
19.	8,683	Baylor (1/31/24)
20.	8,624	Cincinnati (2/17/24)

^ - indicates sellout

Single-Season Home Attendance

1.	134,240 (7,065/19 games)	2023-24
2.	121,036 (6,370/19 games)	2010-11
3.	97,297 (5,723/17 games)	2011-12
4.	90,466 (4,523/20 games)	2012-13
5.	90,067 (5,298/17 games)	2013-14
6.	89,664 (5,274/17 games)	2022-23
7.	88,378 (4,651/19 games)	2016-17

Addition Financial Arena Record by Coaches

Coach	Seasons	Addition Financial Record	Win Pct.
Kirk Speraw	3	34-13 / 12-13*	.723 / .480*
Donnie Jones	6	74-33 / 59-33*	.692 / .641*
Johnny Dawkins	8	93-35	.727

*2008-09, 2009-10, 2010-11 victories vacated due to NCAA sanctions

Season-by-Season Record in Addition Financial Arena

Season	Head Coach	Home Record
2007-08	Kirk Speraw	12-4
2008-09	Kirk Speraw	13-3 / 0-3*
2009-10	Kirk Speraw	9-6 / 0-6*
2010-11	Donnie Jones	15-4 / 0-4*
2011-12	Donnie Jones	16-1
2012-13	Donnie Jones	15-5
2013-14	Donnie Jones	10-7
2014-15	Donnie Jones	10-8
2015-16	Donnie Jones	8-8
2016-17	Johnny Dawkins	15-3
2017-18	Johnny Dawkins	12-4
2018-19	Johnny Dawkins	15-2
2019-20	Johnny Dawkins	10-6
2020-21	Johnny Dawkins	6-3
2021-22	Johnny Dawkins	13-3
2022-23	Johnny Dawkins	11-6
2023-24	Johnny Dawkins	11-8
17 Seasons	3 Head Coaches	201-81 / 164-81*
		.713 / .669 Win %

*2008-09, 2009-10, 2010-11 victories vacated due to NCAA sanctions

UCF's Addition Financial Arena Winning Streaks

G	Began	Ended	Coach	Team to End Streak
16*	2/12/11	1/28/12	Donnie Jones	Southern Miss, 78-65
12**	2/6/08	1/10/09	Kirk Speraw	Memphis, 75-66
10	11/24/18	2/7/19	Johnny Dawkins	No. 12 Houston, 77-68
10*	11/12/10	1/19/11	Donnie Jones	East Carolina, 68-61
7	2/14/17	11/30/17	Johnny Dawkins	Missouri, 62-59
7	1/30/12	11/20/12	Donnie Jones	Middle Tennessee, 75-61
7*	3/7/09	12/30/09	Kirk Speraw	Jacksonville, 61-51
6	12/4/22	1/25/23	Johnny Dawkins	No. 3 Houston, 82-71
6	1/5/13	2/20/13	Donnie Jones	Marshall, 82-70
6	11/17/13	12/31/13	Donnie Jones	No. 10 Louisville, 90-65

*Streak is actually 11 due to five consecutive home wins at the end of the 2010-11 season being vacated via to NCAA sanctions

**Streak is actually four due to eight consecutive home wins to begin the 2008-09 season being vacated via to NCAA sanctions

*entire winning streak vacated due to NCAA sanctions



Johnny DAWKINS

Head Coach / Ninth Season

UCF head men's coach Johnny Dawkins has built a particularly glossy college basketball playing and coaching catalogue—most recently including 2023

induction into the National Collegiate Basketball Hall of Fame and selection of a UCF player in the first round of the 2023 NBA Draft.

Dawkins' resume showcases:

- ◆ 15 seasons as a major-college head coach (the last seven at UCF), including eight postseason berths and a pair of National Invitation Tournament titles
- ◆ Extensive player development, highlighted by Taylor Hendricks' selection in the first round of the 2023 NBA Draft after only a single season at UCF
- ◆ 10 additional previous seasons of experience as an assistant coach at Duke, including NCAA Championship appearances every year, an NCAA title in 2001 and seven Atlantic Coast Conference Tournament crowns
- ◆ A nine-year NBA career that included a career double-figure scoring average
- ◆ A collegiate playing career at Duke that featured national player-of-the-year recognition as a senior as the school's all-time top career scorer, later culminating with his 2023 National Collegiate Basketball Hall of Fame selection

In eight seasons at UCF, Dawkins has led the program to unprecedented heights, in the only eight-year stretch with four or more postseason appearances during the Division I era. He led the Knights to their first NCAA Championship victory in 2019. He's also responsible for producing UCF's first lottery pick after Taylor Hendricks was selected by the Utah Jazz with the ninth overall pick in the 2023 NBA Draft. In the deepest, most challenging league in college basketball, Dawkins led the Knights to seven victories in their inaugural season as members of the Big 12 Conference in 2023-24, earning a program record three ranked wins during the campaign. Dawkins boasts eight wins over ranked opponents in his time at the helm of the Knights, accounting for 80% of the team's wins over Associated Press top-25 teams in the program's history. UCF made a statement in its inaugural home Big 12 game on Jan. 10, 2024, beating No. 3 Kansas by five after trailing by 16 at one point during the contest. The Knights went on to earn additional ranked wins over No. 23 Oklahoma and No. 23 Texas Tech during the inaugural Big 12 slate, joining the 2018-19 season as the only other campaign with multiple wins over ranked opponents in a single season.

The Knights also earned a host of other impressive wins against top-25 foes, beating 15th-ranked Florida State in Tallahassee in 2020, the program's first victory over the Seminoles. The Knights recorded consecutive victories over No. 6 Houston and No. 19 Cincinnati during the 2018-19 regular-season run to the NCAA Championship, solidifying themselves in the field of 68. UCF defeated No. 24 Alabama in December 2017, after earning the first ranked win under Dawkins on Feb. 26, 2017, beating No. 15 Cincinnati 53-49. UCF cracked the AP poll on Mar. 4, 2019, for the first time since 2011, earning a ranking of 25th late in the regular season. It was the latest into a season that the Knights had been ranked. The home finale against Cincinnati in 2019 marked the first matchup of ranked teams at Addition Financial Arena.

Dawkins was named UCF's seventh head men's basketball coach on Mar. 23, 2016.

The 2019 NCAA Championship Run

The 2018-19 season was one to remember for Dawkins and the Knights, as he guided UCF to a No. 9 seed in the NCAA Championship, its highest seed in five all-time NCAA Championship appearances, and defeated eighth-seeded VCU 73-58 in first-round action.

UCF then came inches away from upsetting top overall seed Duke in the second round, ultimately falling 77-76 to fellow Hall of Famer and his former college coach Mike Krzyzewski, Zion Williamson and RJ Barrett as BJ Taylor's floater rimmed out and Aubrey Dawkins' tip-in barely missed at the buzzer.

The Knights were stellar down the stretch to secure their at-large NCAA Championship berth, winning on the road at No. 6/8 Houston to snap the Cougars' 33-game home win streak and topping No. 19/20 Cincinnati in Orlando. It marked the first time UCF had earned multiple victories over ranked opponents in the same season, and the Knights did it in back-to-back games.

Dawkins led UCF back to the NCAA Championship for the first time since 2005, and the first time as an at-large selection (with the previous four NCAA Championships as champions of the Atlantic Sun Conference Tournament in 1994, 1996, 2004 and 2005). He helped three individuals earn all-conference accolades from the American Athletic Conference in 2018-19, as UCF led the league with three honorees. BJ Taylor became the first Knight to earn first-team AAC honors, while Aubrey Dawkins was named second team and Tacko Fall added third-team honors. It marked just the second time that the Knights put multiple student-athletes on the AAC all-conference teams and the ninth time in the program's Division I history that multiple Knights earned all-conference honors in the same season (dating back to the 1993-94 season). With two players on the three all-conference teams, only Houston had more players earn all-conference honors.

Following the end of the 2018-19 regular season, Dawkins was named a finalist for the Skip Prosser Man of the Year Award and the Ben Jobe National Coach of the Year Award.

UCF finished the year 24-9, tied for the fourth most wins in a season in program history. The Knights' 23 regular-season wins marked a record in UCF's Division I era. The team went 13-5 in AAC play, the team's most league wins since joining that conference, and earned the No. 4 seed in the conference tournament for the second time in three seasons.

Dominant Defense

Known for their defense under Dawkins, the Knights ranked 11th in the nation in field-goal percentage defense, holding opponents to just 39.4 percent shooting in the 2018-19 NCAA Championship run. UCF was also 27th in scoring defense, allowing 64.5 points per game that season.

Defense always has been a priority with UCF teams, as four of Dawkins' eight seasons with the Knights have seen the team finish inside the top 50 nationally in scoring defense, including two top-10 finishes. UCF ranked third in the nation in scoring defense in 2017-18, holding teams to 61.7 points per game and 40.1% shooting, slotting the team at the No. 10 spot in the country. Dawkins' first season with UCF in 2016-17 saw the team finish No. 1 in field-goal percentage defense, limiting foes to 36.5% from the field, and No. 6 in scoring defense, with opponents averaging 61.2 points per contest.

Despite making the jump to one of the nation's toughest leagues in college hoops, UCF held its own on the defensive side of the ball. The Knights led the Big 12 in blocks per game, averaging 5.0 per game, a top 20 mark nationally throughout the year. UCF also ranked in the top 25 in steals per game at 8.7 per contest. Although they finished just outside of the top 50 national rankings for scoring defense, the Knights often held opponents well below their season averages. UCF also posted its second-highest turnovers forced per game clip during the team's first run through the Big 12, finishing in the top 40 with a mark of 14.21.

Highly-Touted Hendricks

Taylor Hendricks qualified as UCF's top recruit in program history upon his arrival prior to the 2022-23 season. He came into college as a top-100 player in two of the three major recruit rankings, as ESPN pinned him No. 54 and Rivals had him at No. 87. Hendricks lived up to the hype on opening night, dropping a team-best 23 points in his collegiate debut and finishing the season with averages of 15.3 points and 6.9 rebounds.

Through plenty of work and coaching throughout the season, Hendricks quietly began to creep into mock drafts across the country. At season's end, Hendricks had achieved two career-high marks of 25 points and recorded five double-doubles. He was the nation's only player to make 60 or more three-pointers, tally 55 or more blocks and record 35 or more dunks. He was

honored with a unanimous selection to the American Athletic Conference All-Rookie Team and was named second-team All-AAC. Hendricks announced his intent to enter the NBA Draft on March 22, 2023, making him UCF's first one-and-done player. The freshman phenom later went on to become the Knights' first lottery pick as well as a first-round selection, going ninth to the Utah Jazz in the 2023 NBA Draft.

Enshrined in the College Basketball Hall of Fame

Dawkins was honored Aug. 30, 2023, as an inductee in the 18th class of the National Collegiate Basketball Hall of Fame. He was joined by former Duke coach Mike Krzyzewski, who was officially honored in the class of 2023 after initially being among the Hall of Fame's Founding Class in 2006.

Dawkins was inducted for his playing days as a Blue Devil and is one of the most decorated players in Duke history. He is regarded as a key early figure in the program's ascent to becoming a national power. From 1982-86, Dawkins piled up 2,556 points – a mark that stood as the school's scoring record until 2006 and remains second all-time. He was a two-time consensus All-American, a four-time All-ACC selection--and was recipient of the 1986 Naismith National Player of the Year award.

As a senior, Dawkins led Duke to the ACC regular-season and tournament titles, and an appearance in the NCAA National Championship game. The 10th overall pick by the Spurs in the 1986 NBA Draft, Dawkins saw action in nine professional seasons with the Spurs, 76ers and Pistons. He averaged 11.1 points and 5.5 assists through 541 career NBA games.

UCF Player Honors

Multiple players have earned conference and national honors under Dawkins' tenure. Tacko Fall earned a spot on the Lefty Driesell Defensive All-America team in 2016-17 and was named the American Athletic Conference Defensive Player of the Year. B.J. Taylor earned first-team All-AAC and NABC first-team All-District honors in 2018-19.

Seven nods to the All-AAC Team were awarded while the Knights were members of that league. An additional three All-Rookie Team honors were earned, all over the last three seasons. Taylor Hendricks earned second-team All-Conference honors as well as a unanimous nod to the All-Rookie Team in 2022-23, as well as tallying a record nine conference rookie-of-the-week accolades. Darius Johnson and Isaiah Adams preceded Hendricks in earning All-Rookie Team nods in 2021-22 and 2020-21, respectively. Aubrey Dawkins (2018-19) and Taylor (2016-17) are the other Knights who received All-AAC second-team honors, while Darin Green Jr. (2021-22), Brandon Mahan (2020-21), Darius Perry (2020-21) and Fall (2018-19) all were members of an AAC third team.

Johnson added to his decorated career as a Knight with an All-Big 12 Honorable Mention honor in UCF's first season in the Big 12 (2023-24). He was joined by fellow junior guard Jaylin Sellers and fifth-year forward Ibrahima Diallo on the honorable mention list.

Postseason Pushes

On top of the NCAA Championship run in 2018-19, the Knights have punched three tickets to the NIT under Dawkins' direction, as he has led UCF to the postseason in half of his eight seasons at the helm of the Black and Gold. That number of postseason appearances is more than half of the SEC, ACC and Big Ten combined over that stretch.

UCF's most recent NIT bid saw the squad earn a No. 4 seed. In 2023, the Knights traveled to Gainesville, Florida, and handily beat Florida 67-49, UCF's first road victory against the Gators in program history. The Knights were the only team to hold Florida under 50 points all season. It was the sixth time

COACHING EXPERIENCE

2016-present	UCF	Head Coach
2008-16	Stanford	Head Coach
2000-08	Duke	Associate Head Coach
2006-08	USA Basketball	Player Personnel
1998-99	Duke	Assistant Coach

NBA EXPERIENCE

1994-95	Detroit Pistons
1989-94	Philadelphia 76ers
1986-89	San Antonio Spurs
1986	Drafted, Spurs - 10th Overall





that season UCF limited an opponent to 50 points or fewer. The Knights' run came to an end in their inaugural meeting with top-seeded Oregon in Eugene.

The 2016-17 season took UCF to New York's Madison Square Garden in Dawkins' first year at the helm of the Knights. UCF hosted its first NIT game, defeating Colorado for the program's first postseason win in an NIT or NCAA game. The Knights went on to defeat top-seeded Illinois State on the road, before coming home to the first sellout crowd at Addition Financial Arena and winning 68-58 over Illinois to earn a spot in the NIT semifinals. Under Dawkins' leadership, UCF led all NCAA Division I teams in defensive field-goal percentage, holding opponents to just 36.5 percent from the floor. The Knights were also sixth in the nation, allowing only 61.2 points per game, and gave up 45 or fewer points in four games over the course of the year. Dawkins was a finalist for both the Jim Phelan and Ben Jobe National Coach of the Year awards in his first season at UCF. Matt Williams set UCF records for three-pointers in a career, season and game, before signing a professional contract with the Miami Heat.

Notable Notes

In UCF's Dec. 11, 2021, win over North Carolina A&T, Dawkins picked up his 100th victory with the Knights, becoming the fastest coach in program history and just the third one to do so. He earned his 300th career victory in the Black and Gold's 74-63 win over No. 23 Oklahoma. Following the end of the 2023-24 season, Dawkins stands 148-103 all-time as head coach of the Knights, a winning percentage of .590, currently the second highest in program history and first during the Division I era, trailing only Torchy Clark's .755 mark.

In eight years, Dawkins has done a similarly successful job with his players in the classroom. With Dawkins at the helm, the Knights men's basketball program recorded an average semester team grade-point average over 3.0 for the first time in recorded history in 2018. Then the Knights did it again, setting a program record with an average semester GPA of 3.03 in spring 2019. Under Dawkins' watch, more than 45 nods have been earned by Knights on the AAC All-Academic team.

When Dawkins took over at UCF, the Knights had gone 12-18 the season before and hadn't finished above .500 since 2012-13. He led UCF to a 24-12 record in his first season at the helm, the sixth-best turnaround in the nation. With just seven scholarship players due to transfers and injuries, the Knights earned the fourth seed – their highest ever – in the American Athletic Conference Tournament, eventually falling to league champion SMU in the semifinals.

Stanford Stint

Stanford put together four 20-win seasons in Dawkins' tenure as head coach. He is only the second coach in Stanford history with at least four 20-win seasons. Stanford's success on the court came against some of the toughest schedules in the nation. During the 2015-16 season, the Cardinal faced the sixth-most difficult slate in the country—with a nation-leading 17 of Stanford's 30 games against RPI top-50 squads. Stanford's strength of schedule was rated in the top 50 each of his final four seasons, including two in the top 20, with an average rank of 27.75.

The Cardinal basketball program also excelled in the classroom during Dawkins' tenure, earning at least three Pac-12 All-Academic selections for five consecutive seasons and producing back-to-back Pac-12 Scholar-Athlete of the Year recipients (2014, 2015). Stanford also received annual national academic recognition, with three players earning National Association of Basketball Coaches (NABC) Honors Court status in 2015. The Cardinal were one of 20 NCAA Division I teams to earn an NABC Team Academic Excellence Award in 2016.

In 2012, Dawkins mentored Chasson Randle to become the consummate student-athlete. Randle finished that season as Stanford's all-time leading scorer and earned the program's initial first-team Academic All-America selection since 2006. Under Dawkins, Stanford recorded back-to-back perfect Academic Progress Rate (APR) scores of 1,000 in both the 2012-13 and 2013-14 reports.

Player development was also markedly improved at Stanford under Dawkins' tutelage. Four Cardinal players were selected in the NBA Draft following their collegiate careers—including 2014 first-round pick Josh Huestis.

Learning from a Legend

The Washington, D.C., native coached for 10 years under the legendary Mike Krzyzewski at Duke. During Dawkins' decade as a coach at Duke, the Blue Devils won a national championship (2001), tallied six ACC regular-season championships, recorded seven ACC Tournament titles and posted a 330-60 (.846) record. In four consecutive seasons from 1999-2002, Duke finished the regular season ranked No. 1 in both national polls, a first in college basketball history. Duke reached a No. 1 national ranking in seven of 10 seasons with Dawkins on the coaching staff.

While at Duke, he also served as the player personnel director for the USA Basketball Senior National Team from 2006-08.

Decorated at Duke

Following a prolific high school career at Mackin Catholic High School in Washington, D.C. (McDonald's All-American and third-team Parade All-American), Dawkins made his way to Duke, where he would become one of the most decorated players to set foot in Durham, North Carolina.

He played for the Blue Devils from 1982-83 through 1985-86, earning consensus All-America honors twice (1985, 1986).

COACHING RECORD

Season	School	Record	Pct
2008-09	Stanford	20-14	.588
2009-10	Stanford	14-18	.438
2010-11	Stanford	15-16	.484
2011-12	Stanford	26-11	.703
2012-13	Stanford	19-15	.559
2013-14	Stanford	23-13	.639
2014-15	Stanford	24-13	.649
2015-16	Stanford	15-15	.500
2016-17	UCF	24-12	.667
2017-18	UCF	19-13	.594
2018-19	UCF	24-9	.742
2019-20	UCF	16-14	.533
2020-21	UCF	11-12	.478
2021-22	UCF	18-12	.600
2022-23	UCF	19-15	.559
2023-24	UCF	17-16	.515
At UCF	8 Seasons	148-103	.590
Total	16 Seasons	304-218	.582

COACHING HIGHLIGHTS

2008-09	CBI Semifinals
2011-12	NIT Champions
2012-13	NIT Second Round
2013-14	NCAA Sweet 16
2014-15	NIT Champions
2016-17	NIT Semifinals
	Finalist for Jim Phelan National Coach of the Year
	Finalist for Ben Jobe National Coach of the Year
2018-19	Finalist for Skip Prosser Man of the Year
	Finalist for Ben Jobe National Coach of the Year
	NCAA Tournament
2022-23	NIT Second Round
2023-24	NIT First Round

COLLEGIATE CAREER

1982-86	Duke University
1985-86	Naismith National Player of the Year
	Consensus First Team All-America
	First Team All-ACC
	NCAA East Regional MVP
	ACC Tournament MVP
	Duke Team MVP
	Duke Co-Captain
1984-85	Consensus First Team All-America
	First Team All-ACC
	Duke Team MVP
1983-84	Second Team All-ACC
	Duke Team MVP
1982-83	Freshman All-America
	Second Team All-ACC
	Duke Team MVP

THE DAWKINS FILE

Hometown	Washington, D.C.
High School	Mackin Catholic
College	Duke, 1986

Dawkins was also voted the 1986 Naismith National Player of the Year and named a Freshman All-American in 1983. During his collegiate career, he helped lead Duke to three NCAA Championship berths, including an NCAA title-game appearance in 1986. He was an All-ACC honoree all four seasons as a Blue Devil. Dawkins helped Duke win the 1986 ACC Tournament title in his senior season, claiming the MVP award in the process.

Dawkins finished his career as the school's all-time leading scorer and held that honor until 2006 when J.J. Redick surpassed his mark of 2,556 points. He recorded double-figure point totals in 129 of 133 collegiate games. Dawkins led the Blue Devils in scoring all four years, recording the fourth-highest season point total in school history with 809 in 1986. Dawkins remains Duke's career record-holder in field goals (1,026) and field goals attempted (2,019) while also setting the school's single-season mark for field goals (331) during the 1986 campaign.

Dawkins was inducted into the Duke Sports Hall of Fame in September 1996. His jersey number 24 was retired by the school.

Professional Experience

A 1986 first-round NBA Draft pick (10th overall) by San Antonio, Dawkins saw action in nine NBA seasons with the Spurs (1986-89), Philadelphia 76ers (1989-94) and Detroit Pistons (1994-95). He averaged 11.1 points, 2.5 rebounds and 5.5 assists over 541 career NBA games.

Giving Back to the Game

Dawkins has served as a member of the National Association of Basketball Coaches Board of Directors since 2012. He currently serves on the NCAA Division I Men's Basketball Ethics Coalition, an independent committee of current and former coaches, charged with promoting ethical conduct through leadership, education and mentoring opportunities, while identifying key issues challenging the coaching community.



Jordan IVY-CURRY

Guard / Fifth Year / 6-3 / 177

La Marque, Texas / La Marque / UTSA / Pacific

2023-24 SEASON STATS (AT UTSA)

PPG	RPG	APG	FG%	3PT%	FT%
17.1	5.2	3.0	40.1%	38.7%	79.6%

IVY-CURRY NOTEBOOK

- ♦ Scored an impressive 17.1 PPG last season with UTSA, easily topping his career best of 13.9 PPG during 2021-22
- ♦ Nearly doubled his rebounds per game average, posting 5.2 in 2023-24 compared to 2.6 in 2022-23
- ♦ Poured in a career-high 38 points against Florida Atlantic on Jan. 21, 2024
- ♦ Tallied a career-high 63 assists last season, improving on his previous best of 50
- ♦ Made a career-best 46 three pointers last season and shot a career-high 38.7% mark from downtown
- ♦ Earned Conference USA All-Freshman Team honors while with UTSA in 2020-21

TOP PERFORMANCES

GAME-BY-GAME STATS

CAREER HONORS

Conference USA All-Freshman Team

2020-21

Conference USA Commissioner's Honor Roll

2020-21

COLLEGE PATH

2020-21	Freshman	UTSA
2021-22	Sophomore	UTSA
2022-23	Junior	Pacific
2023-24	Senior	UTSA
2024-25	5th Year	UCF

CAREER HIGHS

Points	38	Florida Atlantic (1/21/24)
Rebounds	11	at BYU (2/4/23)
Assists	9	at Rice (2/3/22)
Steals	4	Southwestern Adventist (3/4/21)
Blocks	1	10x, last vs. Temple (3/10/24)
FGs Made	12	at SMU (3/2/24)
FGs Att.	24	Florida Atlantic (1/21/24)
3-Pt. FGs Made	6	at Memphis (1/10/24)
3-Pt. FGs Att.	14	at Memphis (1/10/24)
FTs Made	14	Florida Atlantic (1/21/24)
FTs Att.	17	Florida Atlantic (1/21/24)

2023-24 GAME HIGHS

Points	38	Florida Atlantic (1/21/24)
Rebounds	10	UAB (1/2/24)
Assists	8	Prairie View (12/28/23)
Steals	3	2x, last at North Texas (2/4/24)
Blocks	1	4x, last vs. Temple (3/10/24)
FGs Made	12	at SMU (3/2/24)
FGs Att.	24	Florida Atlantic (1/21/24)
3-Pt. FGs Made	6	at Memphis (1/10/24)
3-Pt. FGs Att.	14	at Memphis (1/10/24)
FTs Made	14	Florida Atlantic (1/21/24)
FTs Att.	17	Florida Atlantic (1/21/24)

DID YOU KNOW?

Favorite pro athlete: Kyrie Irving

Pre-game ritual: Isolation, pray

Favorite movie: Waist Deep

Favorite TV show: George Lopez

Favorite music artist: NBA Young Boy

Favorite food: Seafood

Second favorite sport: Boxing

Favorite off-day activity: Going to the beach

Fun fact: Made a few songs

Hidden talent: Cooking his seafood pasta

MISCELLANEOUS

	2023-24	Career
10+ Points	15	56
20+ Points	10	16
30+ Points	2	2
5+ Rebounds	12	21
10+ Rebounds	1	2
3+ Three Pointers	6	23
5+ Assists	4	7
3+ Steals	2	6
3+ Blocks	-	-
Double-Doubles	1	2

CAREER STATS

SEASON	TEAM	GP-GS	MIN/AVG	Field Goals		3-Point		F-Throws		Rebounds									Scoring	
				FG-FGA	FG%	3FG-3FGA	3FG%	FT-FTA	FT%	OFF	DEF	TOT	AVG	PF-FO	A	TO	BLK	STL	PTS	AVG
2020-21	UTSA	26-11	518/19.9	67-167	.401	24-64	.375	28-41	.683	38	34	72	2.8	44-1	40	21	3	19	186	7.2
2021-22	UTSA	21-19	581/27.6	101-291	.347	45-133	.338	45-56	.804	13	36	49	2.3	25-0	48	51	3	19	292	13.9
2022-23	UOP	33-7	661/20.0	114-270	.422	42-123	.341	70-81	.864	17	69	86	2.6	67-0	50	41	0	17	340	10.3
2023-24	UTSA	21-0	571/27.2	116-289	.401	46-119	.387	82-103	.796	17	92	109	5.2	48-1	63	49	4	19	360	17.1
TOTAL FOR UCF		0-0	0/0.0	0-0	.000	0-0	.000	0-0	.000	0	0	0	0.0	0-0	0	0	0	0	0	0.0
TOTAL		101-37	2330/23.1	398-1017	.391	157-439	.358	225-281	.801	85	231	316	3.1	184-2	201	162	10	74	1178	11.7





1 Mikey WILLIAMS

Guard / Redshirt Freshman / 6-3 / 193
San Diego, Calif. / San Ysidro / Memphis

SEASON STATS

PPG	RPG	APG	FG%	3PT%	FT%
-	-	-	-	-	-

JOHNSON NOTEBOOK

- ◆ Tabbed as a four-star recruit coming out of high school, ranking No. 39 in the country and No. 8 in California, according to 247Sports. His 0.9809 composite ranking out of high school would be the second highest for a UCF recruit, had he committed straight to UCF.
- ◆ Played at San Ysidro for his senior season where he posted 23.8 points, 9.2 assists and 3.2 rebounds per game, per MaxPreps
- ◆ Spent his sophomore and junior seasons at Lake Norman Christian
- ◆ Named MaxPreps National Freshman of the Year at San Ysidro, posting a stat line of 29.9 points, 6.7 rebounds and 4.9 assists per game, per MaxPreps
- ◆ Scored 46 points in his high school debut on Nov. 20, 2019
- ◆ Tallied a career-high 77 points with nine three-point makes on Dec. 13 in a 116-52 win over Kearny High School
- ◆ His mom, Charisse, was a softball player at Kearny High School before going to Hampton University to play at the collegiate level while his dad, Mahlon, was a basketball player at Sweetwater High School

TOP PERFORMANCES

GAME-BY-GAME STATS

COLLEGE PATH

2023-24	Freshman	Memphis
2024-25	R-Freshman	UCF

CAREER HIGHS

Points	-	-
Rebounds	-	-
Assists	-	-
Steals	-	-
Blocks	-	-
FGs Made	-	-
FGs Att.	-	-
3-Pt. FGs Made	-	-
3-Pt. FGs Att.	-	-
FTs Made	-	-
FTs Att.	-	-

2023-24 GAME HIGHS

Points	-	-
Rebounds	-	-
Assists	-	-
Steals	-	-
Blocks	-	-
FGs Made	-	-
FGs Att.	-	-
3-Pt. FGs Made	-	-
3-Pt. FGs Att.	-	-
FTs Made	-	-
FTs Att.	-	-

DID YOU KNOW?

Major: Business Communications
Favorite pro athlete: Rob Dillingham
Favorite pro team: Minnesota Timberwolves
Pre-game ritual: Doesn't eat before games
Favorite movie(s): Friday, Gridiron Gang
Favorite music artist(s): NBA Young Boy, NoCap, D Five
Favorite food: Fresh caught, fried fish that he caught
Second favorite sport: Football
Favorite off-day activity: Fishing
Fun fact: Loves animals, favorites are Nigerian Dwarf goats, sharks
Hidden talent: Makes music

MISCELLANEOUS

	2024-25	Career
10+ Points	-	-
20+ Points	-	-
30+ Points	-	-
5+ Rebounds	-	-
10+ Rebounds	-	-
3+ Three Pointers	-	-
5+ Assists	-	-
3+ Steals	-	-
3+ Blocks	-	-
Double-Doubles	-	-



2 JJ TAYLOR

Forward / Sophomore / 6-8 / 196
Chicago, Ill. / San Ysidro / Memphis

2023-24 SEASON STATS (AT MEMPHIS)

PPG	RPG	APG	FG%	3PT%	FT%
0.0	0.7	0.0	-	-	-

TAYLOR NOTEBOOK

- ♦ Played in three games, all off the bench and playing in six minutes for Memphis last season; pulling in two rebounds, one each against No. 22 Virginia on Dec. 19 and Jackson State on Nov. 6
- ♦ Was tabbed as a four-star recruit out of San Ysidro High School and was ranked as the No. 86 player in the nation, according to 247Sports composite rankings; he was the No. 14 recruit in California and No. 20 at the small forward position
- ♦ His senior year saw him post 25.5 points, 7.3 rebounds and 1.8 blocks per game while at San Ysidro
- ♦ Spent his junior year at Donda Academy
- ♦ Averaged 28.3 points, 7.2 rebounds and 3.7 assists per game in his sophomore season at Kenwood Academy
- ♦ Played his freshman year at Morgan Park High School.

TOP PERFORMANCES

GAME-BY-GAME STATS

COLLEGE PATH

2023-24	Freshman	Memphis
2024-25	Sophomore	UCF

CAREER HIGHS

Points	-	-
Rebounds	1	2x, last vs. Virginia (12/19/23)
Assists	-	-
Steals	-	-
Blocks	-	-
FGs Made	-	-
FGs Att.	-	-
3-Pt. FGs Made	-	-
3-Pt. FGs Att.	-	-
FTs Made	-	-
FTs Att.	-	-

2023-24 GAME HIGHS

Points	-	-
Rebounds	1	2x, last vs. Virginia (12/19/23)
Assists	-	-
Steals	-	-
Blocks	-	-
FGs Made	-	-
FGs Att.	-	-
3-Pt. FGs Made	-	-
3-Pt. FGs Att.	-	-
FTs Made	-	-
FTs Att.	-	-

DID YOU KNOW?

Major: Communication
Favorite pro athlete: Kevin Durant
Favorite pro team: Los Angeles Lakers
Pre-game ritual: Pray
Favorite TV show: Snowfall
Favorite music artist: Juice Wrld
Favorite food: Lamb Chop Pasta
Second favorite sport: Football
Favorite off-day activity: Roller skating
Fun fact: Makes music
Hidden talent: Fishing

MISCELLANEOUS

	2024-25	Career
10+ Points	-	-
20+ Points	-	-
30+ Points	-	-
5+ Rebounds	-	-
10+ Rebounds	-	-
3+ Three Pointers	-	-
5+ Assists	-	-
3+ Steals	-	-
3+ Blocks	-	-
Double-Doubles	-	-

CAREER STATS

				Field Goals		3-Point		F-Throws		Rebounds										Scoring	
SEASON	TEAM	GP-GS	MIN/AVG	FG-FGA	FG%	3FG-3FGA	3FG%	FT-FTA	FT%	OFF	DEF	TOT	AVG	PF-FO	A	TO	BLK	STL		PTS	AVG
2023-24	Mem	3-0	5/1.8	0-0	.000	0-0	.000	0-0	.000	0	2	2	0.7	0-0	0	0	0	0	0	0	0.0
TOTAL FOR UCF		0-0	0/0.0	0-0	.000	0-0	.000	0-0	.000	0	0	0	0.0	0-0	0	0	0	0	0	0	0.0
TOTAL		3-0	5/1.8	0-0	.000	0-0	.000	0-0	.000	0	2	2	0.7	0-0	0	0	0	0	0	0	0.0



3 Darius JOHNSON

Guard / Senior / 6-1 / 200
Boyd, Md. / Episcopal (Va.)

2023-24 SEASON STATS

PPG	RPG	APG	FG%	3PT%	FT%
15.2	3.3	3.7	40.7%	39.4%	81.0%

JOHNSON NOTEBOOK

- Named All-Big 12 Honorable Mention at the end of the 2023-24 regular season
- Finished the 2023-24 campaign by averaging 20.8 PPG over the final five contests, including two 30+ point outings
- Scored a career-high 33 points in the regular season finale against TCU while pulling in a career-high nine rebounds
- Snatched 2.21 steals per game last season, a mark that saw him finish the year ranked 18th nationally
- Shot 39.4% from three last season, a 12.5% improvement on what he shot from long range in 2022-23
- Enters the season 58 points shy of scoring 1,000; would make him the 21st Knight to accomplish the feat
- Son of UCF's Special Assistant to the Head Coach, Kelvin Johnson
- Darius' brother, Xavier, finished his five-year collegiate career with a bang last season, scoring 22.2 points per game with Southern Illinois.

TOP PERFORMANCES

GAME-BY-GAME STATS

CAREER HONORS

All-Big 12 Honorable Mention
2023-24
AAC All-Freshman Team
2021-22
2x AAC Rookie of the Week
Jan. 24, 2022; Feb. 21, 2022
2x AAC Weekly Honor Roll
Dec. 26 2022; Feb. 13, 2023

COLLEGE PATH

2021-22	Freshman	UCF
2022-23	Sophomore	UCF
2023-24	Junior	UCF
2024-25	Senior	UCF

CAREER HIGHS

Points	33	at TCU (3/9/24)
Rebounds	9	at TCU (3/9/24)
Assists	10	3x, last vs. Baylor (1/31/24)
Steals	7	at Wichita State (2/8/23)
Blocks	1	6x, last vs. Oklahoma State (3/12/24)
FGs Made	12	vs. BYU (3/13/24)
FGs Att.	23	at West Virginia (2/20/24)
3-Pt. FGs Made	6	vs. BYU (3/13/24)
3-Pt. FGs Att.	15	at West Virginia (2/20/24)
FTs Made	10	2x, last at TCU (3/9/24)
FTs Att.	12	vs. Charlotte (11/20/23)

2023-24 GAME HIGHS

Points	33	at TCU (3/9/24)
Rebounds	9	at TCU (3/9/24)
Assists	10	Baylor (1/31/24)
Steals	5	Ole Miss (12/10/23)
Blocks	1	3x, last vs. Oklahoma State (3/12/24)
FGs Made	12	vs. BYU (3/13/24)
FGs Att.	23	at West Virginia (2/20/24)
3-Pt. FGs Made	6	vs. BYU (3/13/24)
3-Pt. FGs Att.	15	at West Virginia (2/20/24)
FTs Made	10	2x, last at TCU (3/9/24)
FTs Att.	12	vs. Charlotte (11/20/23)

DID YOU KNOW?

Major: Hospitality UPDATE THESE
Favorite pro athlete(s): Damian Lillard, Kevin Durant, Steph Curry
Favorite pro team: Washington Commanders
Pre-game ritual: Nap
Favorite movie(s): Rush Hour
Favorite TV show: Power
Favorite music artist: Youngboy
Favorite food: Chicken
Second favorite sport: Football
Favorite off-day activity: Sleep
Fun fact: Used to play lacrosse
Hidden talent: Can sing

MISCELLANEOUS

	2023-24	Career
10+ Points	28	50
20+ Points	7	8
30+ Points	2	2
5+ Rebounds	8	25
10+ Rebounds	-	-
3+ Three Pointers	11	16
5+ Assists	8	24
3+ Steals	13	24
3+ Blocks	-	-
Double-Doubles	1	3

CAREER STATS

SEASON	TEAM	GP-GS	MIN/AVG	Field Goals		3-Point		F-Throws		Rebounds										Scoring	
				FG-FGA	FG%	3FG-3FGA	3FG%	FT-FTA	FT%	OFF	DEF	TOT	AVG	PF-FO	A	TO	BLK	STL		PTS	AVG
2021-22	UCF	30-13	709/23.6	64-195	.328	26-87	.299	39-53	.736	16	84	100	3.3	62-2	89	59	1	30		193	6.4
2022-23	UCF	25-22	773/30.9	89-231	.385	28-104	.269	43-50	.860	17	59	76	3.0	65-4	106	61	2	55		249	10.0
2023-24	UCF	33-32	1077/32.6	159-391	.407	71-180	.394	111-137	.810	17	93	110	3.3	99-6	123	92	3	73		500	15.2
TOTAL		88-67	2559/29.1	312-817	.382	125-371	.337	193-240	.804	50	236	286	3.3	226-12	318	212	6	158		942	10.7



4 Keyshawn HALL

Guard/Forward / Junior / 6-7 / 235

Cleveland, Ohio / Denver Prep / George Mason/UNLV

2023-24 SEASON STATS (AT GEORGE MASON)

PPG	RPG	APG	FG%	3PT%	FT%
16.6	8.1	1.4	47.4%	35.7%	84.4%

HALL NOTEBOOK

- Named All-Atlantic 10 Second Team and NABC First Team All-District for his efforts at George Mason last season
- Scored 16.6 PPG and pulled in 8.1 RPG last season, starting in 28 games and playing in 29 for George Mason
- If you round up, Hall was one of just 14 players in the nation to average 17+ PPG, 8+ RPG and 1.5 APG last season
- Ranked fourth in the Atlantic 10 in scoring during league play, averaging 18.1 points per game
- Scored a career-high 36 points against Bridgewater (Va.) on Dec. 19, 2023
- Pulled in a career-best 15 rebounds against South Dakota State in the Jacksonville Classic on Nov. 20, 2023

TOP PERFORMANCES

GAME-BY-GAME STATS

CAREER HONORS

NABC First Team All-District

2023-24

All-Atlantic 10 Second Team

2023-24

Atlantic 10 Co-Player of the Week

Nov. 20, 2023

COLLEGE PATH

2022-23	Freshman	UNLV
2023-24	Sophomore	George Mason
2024-25	Junior	UCF

CAREER HIGHS

Points	36	Bridgewater (Va.) (12/19/23)
Rebounds	15	vs. South Dakota St. (11/20/23)
Assists	4	3x, last vs. Rhode Island (1/27/24)
Steals	2	3x, last at UMass (2/3/24)
Blocks	2	George Washington (2/13/24)
FGs Made	15	Bridgewater (Va.) (12/19/23)
FGs Att.	20	at Saint Joseph's (1/31/24)
3-Pt. FGs Made	3	4x, last vs. George Washington (2/13/24)
3-Pt. FGs Att.	9	at Saint Joseph's (1/31/24)
FTs Made	10	2x, last at Davidson (2/10/24)
FTs Att.	11	2x, last at Davidson (2/10/24)

2023-24 GAME HIGHS

Points	36	Bridgewater (Va.) (12/19/23)
Rebounds	15	vs. South Dakota St. (11/20/23)
Assists	4	3x, last vs. Rhode Island (1/27/24)
Steals	2	3x, last at UMass (2/3/24)
Blocks	2	George Washington (2/13/24)
FGs Made	15	Bridgewater (Va.) (12/19/23)
FGs Att.	20	at Saint Joseph's (1/31/24)
3-Pt. FGs Made	3	4x, last vs. George Washington (2/13/24)
3-Pt. FGs Att.	9	at Saint Joseph's (1/31/24)
FTs Made	10	2x, last at Davidson (2/10/24)
FTs Att.	11	2x, last at Davidson (2/10/24)

DID YOU KNOW?

Major: Communication (business professional track)
Favorite pro athletes: James Harden, Carmelo Anthony
Favorite pro team: Cleveland Cavaliers
Pre-game ritual: Listen to Rod Wave and Adele
Favorite movies: Avengers Endgame, TAG
Favorite TV show: Power
Favorite music artists: Rod Wave, Drake, Adele
Favorite food: Mac & Cheese
Second favorite sport: Football
Favorite off-day activity: Gaming, amusement parks
Hidden talent: Lost 60 pounds in four months one time

MISCELLANEOUS

	2023-24	Career
10+ Points	22	26
20+ Points	10	10
30+ Points	1	1
5+ Rebounds	23	25
10+ Rebounds	10	10
3+ Three Pointers	4	4
5+ Assists	-	-
3+ Steals	-	-
3+ Blocks	-	-
Double-Doubles	9	9

CAREER STATS

				Field Goals		3-Point		F-Throws		Rebounds									Scoring	
SEASON	TEAM	GP-GS	MIN/AVG	FG-FGA	FG%	3FG-3FGA	3FG%	FT-FTA	FT%	OFF	DEF	TOT	AVG	PF-FO	A	TO	BLK	STL	PTS	AVG
2022-23	UNLV	18-0	193/10.7	35-73	.479	10-20	.500	17-25	.680	6	23	29	1.6	34-1	8	20	4	4	97	5.4
2023-24	GMU	29-28	888/30.6	163-344	.474	41-115	.357	114-135	.844	32	202	234	8.1	61-0	42	68	9	12	481	16.6
TOTAL FOR UCF		0-0	0/0.0	0-0	.000	0-0	.000	0-0	.000	0	0	0	0.0	0-0	0	0	0	0	0	0.0
TOTAL		47-28	1081/23.0	198-417	.475	51-135	.378	131-160	.819	38	225	263	5.6	95-1	50	88	13	16	578	12.3





5 Benny WILLIAMS

Forward / Senior / 6-10 / 217
Bowie, Md. / IMG Academy / Syracuse

2023-24 SEASON STATS (AT SYRACUSE)

PPG	RPG	APG	FG%	3PT%	FT%
5.4	3.9	1.2	40.0%	20.6%	53.8%

WILLIAMS NOTEBOOK

- ♦ Registered 5.4 points per game last season with Syracuse, shooting an even 40% from the floor
- ♦ Was an efficient 44.7% from the field and 39.6% from the three-point arc in 2022-23
- ♦ Swatted aside a career-best 16 blocks last season
- ♦ Tallied a career-high 24 points at Pittsburgh on Feb. 25, 2023
- ♦ Snatched a career-best five steals against Wake Forest on Mar. 8, 2023
- ♦ Was rated a five-star recruit out of high school by Rivals.com, ranking 15th overall in the Class of 2021

TOP PERFORMANCES

GAME-BY-GAME STATS

COLLEGE PATH

2021-22	Freshman	Syracuse
2022-23	Sophomore	Syracuse
2023-24	Junior	Syracuse
2024-25	Senior	UCF

CAREER HIGHS

Points	24	at Pittsburgh (2/25/23)
Rebounds	11	2x, last vs. Wake Forest (3/8/23)
Assists	6	Oakland (12/6/22)
Steals	5	vs. Wake Forest (3/8/23)
Blocks	3	Boston College (12/31/22)
FGs Made	8	at Pittsburgh (2/25/23)
FGs Att.	15	at Pittsburgh (2/25/23)
3-Pt. FGs Made	5	at Pittsburgh (2/25/23)
3-Pt. FGs Att.	6	at Pittsburgh (2/25/23)
FTs Made	4	3x, last at Virginia (12/2/23)
FTs Att.	8	at Virginia (12/2/23)

2023-24 GAME HIGHS

Points	15	Pittsburgh (12/30/23)
Rebounds	8	2x, last at Wake Forest (2/3/24)
Assists	4	at Wake Forest (2/3/24)
Steals	4	at Boston College (1/30/24)
Blocks	2	5x, last vs. NC State (1/27/24)
FGs Made	6	Pittsburgh (12/30/23)
FGs Att.	10	2x, last vs. NC State (1/27/24)
3-Pt. FGs Made	2	vs. Tennessee (11/20/23)
3-Pt. FGs Att.	3	6x, last at Wake Forest (2/3/24)
FTs Made	4	at Virginia (12/2/23)
FTs Att.	8	at Virginia (12/2/23)

DID YOU KNOW?

Major: Sociology
Favorite pro athlete: Paul George
Favorite pro team: Boston Celtics
Pre-game ritual: Listen to music, meditate
Favorite movie: Scarface
Favorite TV show: Stranger Things
Favorite music artist: Lil Yachty
Favorite food: Chicken
Second favorite sport: Football
Favorite off-day activity: Shopping
Fun fact: Into fashion
Hidden talent: Sketching

MISCELLANEOUS

	2023-24	Career
10+ Points	2	13
20+ Points	-	1
30+ Points	-	-
5+ Rebounds	7	20
10+ Rebounds	-	3
3+ Three Pointers	1	2
5+ Assists	-	1
3+ Steals	1	4
3+ Blocks	-	1
Double-Doubles	-	3

CAREER STATS

				Field Goals		3-Point		F-Throws		Rebounds										Scoring	
SEASON	TEAM	GP-GS	MIN/AVG	FG-FGA	FG%	3FG-3FGA	3FG%	FT-FTA	FT%	OFF	DEF	TOT	AVG	PF-FO	A	TO	BLK	STL	PTS	AVG	
2021-22	SU	29-0	313/10.8	21-62	.339	1-11	.091	13-21	.619	12	30	42	1.4	24-0	6	17	7	12	56	1.9	
2022-23	SU	30-24	669/22.3	85-190	.447	19-48	.396	26-40	.650	37	86	123	4.1	34-1	25	29	9	23	215	7.2	
2023-24	SU	18-0	307/17.1	38-95	.400	7-34	.206	14-26	.538	16	55	71	3.9	34-0	22	21	16	17	97	5.4	
TOTAL FOR UCF		0-0	0/0.0	0-0	.000	0-0	.000	0-0	.000	0	0	0	0.0	0-0	0	0	0	0	0	0.0	
TOTAL		77-24	1289/16.7	144-347	.415	27-93	.290	53-87	.609	65	171	236	3.1	92-1	53	67	32	52	368	4.8	



6 Dallan 'Deebo' COLEMAN

Guard / Senior / 6-6 / 220

Memphis, Tenn. / West Nassau (Callahan, Fla.) / Georgia Tech

2023-24 SEASON STATS (AT GEORGIA TECH)

PPG	RPG	APG	FG%	3PT%	FT%
5.9	2.4	0.6	40.3%	34.0%	60.0%

COLEMAN NOTEBOOK

- ♦ Averaged 5.9 points, second-best among Georgia Tech reserves last season, in 18.7 minutes per game
- ♦ Averaged 16 points per game in Georgia Tech's first three games of 2023-24 (15-24 FG, 9-16 3pt FG)
- ♦ Only committed four turnovers in 16 ACC games played last season, only had 10 on the entire campaign
- ♦ His career-best mark of 24 points came against UMass Lowell on Nov. 14, 2023
- ♦ Scoring efficiency improved from his first two seasons (.318 points per minute in 2023-24, .287 combined his first two seasons)

TOP PERFORMANCES

- ♦ Notes
- ♦ Notes
- ♦ Notes
- ♦ Notes

GAME-BY-GAME STATS

COLLEGE PATH

2021-22	Freshman	Georgia Tech
2022-23	Sophomore	Georgia Tech
2023-24	Junior	Georgia Tech
2024-25	Senior	UCF

CAREER HIGHS

Points	24	UMass Lowell (11/14/23)
Rebounds	9	Pittsburgh (3/8/23)
Assists	8	at Syracuse (2/28/23)
Steals	4	Florida Tech (2/18/23)
Blocks	2	2x, last vs. Louisville (2/25/23)
FGs Made	7	UMass Lowell (11/14/23)
FGs Att.	14	2x, last vs. Pittsburgh (3/8/23)
3-Pt. FGs Made	5	3x, last vs. UMass Lowell (11/14/23)
3-Pt. FGs Att.	12	at Syracuse (2/28/23)
FTs Made	9	at Georgia State (11/12/22)
FTs Att.	13	at Georgia State (11/12/22)

2023-24 GAME HIGHS

Points	24	UMass Lowell (11/14/23)
Rebounds	5	2x, last vs. Penn St. (12/16/23)
Assists	3	vs. Penn St. (12/16/23)
Steals	2	Notre Dame (1/9/24)
Blocks	1	6x, last vs. Florida State (3/2/24)
FGs Made	7	UMass Lowell (11/14/23)
FGs Att.	12	2x, last at Georgia (12/5/23)
3-Pt. FGs Made	5	UMass Lowell (11/14/23)
3-Pt. FGs Att.	9	UMass Lowell (11/14/23)
FTs Made	5	UMass Lowell (11/14/23)
FTs Att.	7	2x, last vs. UMass Lowell

DID YOU KNOW?

Major: Business

Favorite pro athlete: LeBron James

Favorite pro teams: Memphis Grizzlies and New England Patriots

Pre-game ritual: Listen to music

Favorite movie: Friday

Favorite TV show: Power Ghost

Favorite music artists: Young Thug, Moneybagg Yo, Lil Baby, Young Jeezy, Gunna, Rod Wave

Favorite foods: Hibachi and soul food

Second favorite sport: Football

Favorite off-day activity: Fishing

Fun fact: Professional bowler and fisherman

Hidden talent: Can cook

MISCELLANEOUS

	2023-24	Career
10+ Points	4	24
20+ Points	1	2
30+ Points	-	-
5+ Rebounds	2	10
10+ Rebounds	-	-
3+ Three Pointers	2	17
5+ Assists	-	2
3+ Steals	-	7
3+ Blocks	-	-
Double-Doubles	-	-

CAREER STATS

SEASON	TEAM	GP-GS	MIN/AVG	Field Goals		3-Point		F-Throws		Rebounds				Scoring					
				FG-FGA	FG%	3FG-3FGA	3FG%	FT-FTA	FT%	OFF	DEF	TOT	AVG	PF-FO	A	TO	BLK	STL	PTS AVG
2021-22	GaTech	31-5	734/23.7	63-161	.391	43-104	.413	23-32	.719	12	46	58	1.9	70-1	19	21	3	28	192 6.2
2022-23	GaTech	33-31	1031/31.3	103-274	.376	57-175	.326	51-74	.689	14	83	97	2.9	73-0	44	39	10	26	314 9.5
2023-24	GaTech	28-0	522/18.7	58-144	.403	32-94	.340	18-30	.600	22	46	68	2.4	43-0	18	10	6	14	166 5.9
TOTAL FOR UCF		0-0	0/0.0	0-0	.000	0-0	.000	0-0	.000	0	0	0	0.0	0-0	0	0	0	0	0 0.0
TOTAL		92-36	2288/24.9	224-579	.387	132-373	.354	92-136	.676	48	175	223	2.4	186-1	81	70	19	68	672 7.3





7 Dior JOHNSON

Guard / Redshirt Sophomore / 6-3 / 182
Kingston, N.Y. / Southern California Academy / Clarendon College/Pitt

SEASON STATS

PPG	RPG	APG	FG%	3PT%	FT%
-	-	-	-	-	-

JOHNSON NOTEBOOK

- ♦ Played in 21 games at Clarendon College, earning a start in 20 of them while averaging 29.7 points, 5.4 rebounds and 5.9 assists per game
- ♦ Shot 52.1% from the field and 41.7% from beyond the three point arc and sunk 85.6% of his free throws
- ♦ Scored a season-high 58 points on the road at Howard (Texas) on Feb. 15, 2024 in a 104-100 victory; was 19-for-34 from the field, 5-of-6 from long range and 15-of-16 from the charity stripe
- ♦ Had a second 50+ point performance on the season, scoring 53 in the penultimate game of the campaign vs. New Mexico Junior College on March 15, 2024
- ♦ Scored 40 or more points in six games, and sunk 30 or more points in 10 contests
- ♦ Had seven games in which he made multiple three-pointers, included a season high five at Howard (Texas)
- ♦ Did not see game action at Pitt, earning a redshirt

TOP PERFORMANCES

GAME-BY-GAME STATS

COLLEGE PATH

2022-23	Freshman	Pitt
2023-24	R-Freshman	Clarendon College
2024-25	R-Sophomore	UCF

CAREER HIGHS

Points	-
Rebounds	-
Assists	-
Steals	-
Blocks	-
FGs Made	-
FGs Att.	-
3-Pt. FGs Made	-
3-Pt. FGs Att.	-
FTs Made	-
FTs Att.	-

2023-24 GAME HIGHS

Points	-
Rebounds	-
Assists	-
Steals	-
Blocks	-
FGs Made	-
FGs Att.	-
3-Pt. FGs Made	-
3-Pt. FGs Att.	-
FTs Made	-
FTs Att.	-

DID YOU KNOW?

Major: Business
Favorite pro athletes: Kobe Bryant, Allen Iverson
Pre-game ritual: Pray, listen to music, focus in
Favorite TV show: Everybody Hates Chris
Favorite music artist: The Express (the football movie)
Favorite food: Soul food
Second favorite sport: Football, used to play until 10th grade
Favorite off-day activity: Just chilling
Fun fact: Likes to go to the arcade and play pop-a-shot
Hidden talent: Can do magic

MISCELLANEOUS

	2024-25	Career
10+ Points	-	-
20+ Points	-	-
30+ Points	-	-
5+ Rebounds	-	-
10+ Rebounds	-	-
3+ Three Pointers	-	-
5+ Assists	-	-
3+ Steals	-	-
3+ Blocks	-	-
Double-Doubles	-	-



8

Elijah
HULSEWE

Guard / Junior / 7-0 / 270

Orlando, Fla. / Windermere Prep / Bethune-Cookman

2023-24 SEASON STATS (AT BETHUNE-COOKMAN)

PPG	RPG	APG	FG%	3PT%	FT%
4.4	4.0	0.7	52.1%	-	69.6%

HULSEWE NOTEBOOK

- ♦ Scored a season and career high 13 points on two occasions while with Bethune-Cookman last season, once against Trinity (FL) and then again against Longwood
- ♦ Attended Windermere Prep for high school and then attended Hargrave Military Academy following graduation

TOP PERFORMANCES

GAME-BY-GAME STATS

COLLEGE PATH

2022-23	Freshman	Bethune-Cookman
2023-24	Sophomore	Bethune-Cookman
2024-25	Junior	UCF

CAREER HIGHS

Points	13	2x, last at Longwood (11/26/23)
Rebounds	13	at Purdue Fort Wayne (12/16/23)
Assists	3	at Purdue Fort Wayne (12/16/23)
Steals	2	Alabama A&M (2/24/24)
Blocks	3	Trinity (FL) (11/10/23)
FGs Made	6	Trinity (FL) (11/10/23)
FGs Att.	10	3x, last vs. Alabama A&M (2/24/24)
3-Pt. FGs Made	-	-
3-Pt. FGs Att.	-	-
FTs Made	5	Southern U. (1/15/24)
FTs Att.	6	Southern U. (1/15/24)

2023-24 GAME HIGHS

Points	13	2x, last at Longwood (11/26/23)
Rebounds	13	at Purdue Fort Wayne (12/16/23)
Assists	3	at Purdue Fort Wayne (12/16/23)
Steals	2	Alabama A&M (2/24/24)
Blocks	3	Trinity (FL) (11/10/23)
FGs Made	6	Trinity (FL) (11/10/23)
FGs Att.	10	3x, last vs. Alabama A&M (2/24/24)
3-Pt. FGs Made	-	-
3-Pt. FGs Att.	-	-
FTs Made	5	Southern U. (1/15/24)
FTs Att.	6	Southern U. (1/15/24)

DID YOU KNOW?

Major: Business Communications

Favorite pro athlete: Nikola Jokić

Favorite professional team: Orlando City SC

Pre-game ritual: Jump rope, listen to music

Favorite movie: The Matrix

Favorite TV show: Family Guy

Favorite music artist: Hans Ziller

Favorite food: Chicken cesar salad with homemade cesar dressing

Second favorite sport: Soccer

Favorite off-day activity: LEGOs

Fun fact: Speaks Portugese and is half Brazilian

Hidden talent: Juggling

MISCELLANEOUS

	2023-24	Career
10+ Points	4	5
20+ Points	-	-
30+ Points	-	-
5+ Rebounds	10	13
10+ Rebounds	2	2
3+ Three Pointers	-	-
5+ Assists	-	-
3+ Steals	-	-
3+ Blocks	1	1
Double-Doubles	1	1

CAREER STATS

SEASON	TEAM	GP-GS	MIN/AVG	Field Goals		3-Point		F-Throws		Rebounds				Scoring						
				FG-FGA	FG%	3FG-3FGA	3FG%	FT-FTA	FT%	OFF	DEF	TOT	AVG	PF-FO	A	TO	BLK	STL	PTS	AVG
2022-23	BCU	15-4	177/11.8	24-45	.533	0-0	.000	12-23	.522	14	27	41	2.7	30-0	4	19	8	1	60	4.0
2023-24	BCU	30-13	397/13.2	50-96	.521	0-0	.000	32-46	.696	40	79	119	4.0	72-3	20	33	14	9	132	4.4
TOTAL FOR UCF		0-0	0/0.0	0-0	.000	0-0	.000	0-0	.000	0	0	0	0.0	0-0	0	0	0	0	0	0.0
TOTAL		45-17	574/12.8	74-141	.525	0-0	.000	44-69	.638	54	106	160	3.6	102-3	24	52	22	10	192	4.3





11 Cameron SIMPSON

Guard / Freshman / 6-7 / 180
Orlando, Fla. / Oak Ridge

SEASON STATS

PPG	RPG	APG	FG%	3PT%	FT%
-	-	-	-	-	-

SIMPSON NOTEBOOK

- ♦ Scored north of a dozen points per game in each season of his high school career
- ♦ Tallied 13.1 points and 2.8 rebounds per game in his senior season with Oak Ridge
- ♦ Scored 12.8 points with 3.2 rebounds per game in his junior season with Oak Ridge while shooting 49% from the three-point line
- ♦ Averaged 12.8 points, 4.2 rebounds and 1.5 steals per game in his sophomore season at Central Florida Christian Academy in Ocoee
- ♦ Posted 16.9 points per game in his freshman campaign at East River in Orlando

TOP PERFORMANCES

GAME-BY-GAME STATS

COLLEGE PATH

2024-25 Freshman UCF

CAREER HIGHS

Points	-
Rebounds	-
Assists	-
Steals	-
Blocks	-
FGs Made	-
FGs Att.	-
3-Pt. FGs Made	-
3-Pt. FGs Att.	-
FTs Made	-
FTs Att.	-

2023-24 GAME HIGHS

Points	-
Rebounds	-
Assists	-
Steals	-
Blocks	-
FGs Made	-
FGs Att.	-
3-Pt. FGs Made	-
3-Pt. FGs Att.	-
FTs Made	-
FTs Att.	-

DID YOU KNOW?

Major: Business
Favorite pro athlete: LeBron James
Favorite professional team: Orlando Magic
Pre-game ritual: Listen to music
Favorite movie: Let it Shine
Favorite TV show: All-American
Favorite music artist: Lil Baby
Favorite food: Sweet potato casserole
Second favorite sport: Football
Favorite off-day activity: Bowling
Fun fact: Played football before basketball
Hidden talent: Bowling

MISCELLANEOUS

	2024-25	Career
10+ Points	-	-
20+ Points	-	-
30+ Points	-	-
5+ Rebounds	-	-
10+ Rebounds	-	-
3+ Three Pointers	-	-
5+ Assists	-	-
3+ Steals	-	-
3+ Blocks	-	-
Double-Doubles	-	-



15

Tyler
HENDRICKS

Guard / Redshirt Sophomore / 6-6 / 190
Fort Lauderdale, Fla. / Calvary Christian Academy

2023-24 SEASON STATS

PPG	RPG	APG	FG%	3PT%	FT%
2.6	1.1	0.1	46.2%	35.7%	87.5%

HENDRICKS NOTEBOOK

- ◆ Made an appearance in UCF's first round NIT contest vs. South Florida on March 19
- ◆ Played in four regular season Big 12 Conference games, as well as seeing action in UCF's Big 12 Conference Championship first round game against Oklahoma State (Mar. 12), hitting a turnaround jumpshot
- ◆ Did not see game action during the 2022-23 season, earning a redshirt
- ◆ His twin, Taylor, became UCF's first lottery and first round NBA Draft pick in 2023

TOP PERFORMANCES

GAME-BY-GAME STATS

COLLEGE PATH

2022-23	Freshman	UCF
2023-24	R-Freshman	UCF
2024-25	R-Sophomore	UCF

CAREER HIGHS

Points	7	FIU (11/6/23)
Rebounds	4	2x, last at Cincinnati (1/27/24)
Assists	1	2x, last vs. South Dakota St. (11/19/23)
Steals	1	2x, last vs. Jacksonville (12/6/23)
Blocks	-	-
FGs Made	3	FIU (11/6/23)
FGs Att.	4	3x, last vs. Lipscomb (12/2/23)
3-Pt. FGs Made	2	Jacksonville (12/6/23)
3-Pt. FGs Att.	3	Jacksonville (12/6/23)
FTs Made	3	at Houston (1/20/24)
FTs Att.	3	at Houston (1/20/24)

2023-24 GAME HIGHS

Points	7	FIU (11/6/23)
Rebounds	4	2x, last at Cincinnati (1/27/24)
Assists	1	2x, last vs. South Dakota St. (11/19/23)
Steals	1	2x, last vs. Jacksonville (12/6/23)
Blocks	-	-
FGs Made	3	FIU (11/6/23)
FGs Att.	4	3x, last vs. Lipscomb (12/2/23)
3-Pt. FGs Made	2	Jacksonville (12/6/23)
3-Pt. FGs Att.	3	Jacksonville (12/6/23)
FTs Made	3	at Houston (1/20/24)
FTs Att.	3	at Houston (1/20/24)

DID YOU KNOW?

Major: Business
Favorite pro athlete: Russell Westbrook
Favorite professional team: Utah Jazz
Pre-game ritual: Pray
Favorite movie: Transformers
Favorite TV show: Breaking Bad
Favorite music artist: Drake
Favorite food: Pizza
Second favorite sport: Football
Favorite off-day activity: Watching Netflix
Fun fact: Played football before basketball
Hidden talent: Plays the piano

MISCELLANEOUS

	2024-25	Career
10+ Points	-	-
20+ Points	-	-
30+ Points	-	-
5+ Rebounds	-	-
10+ Rebounds	-	-
3+ Three Pointers	-	-
5+ Assists	-	-
3+ Steals	-	-
3+ Blocks	-	-
Double-Doubles	-	-

CAREER STATS

				Field Goals		3-Point		F-Throws		Rebounds										Scoring	
SEASON	TEAM	GP-GS	MIN/AVG	FG-FGA	FG%	3FG-3FGA	3FG%	FT-FTA	FT%	OFF	DEF	TOT	AVG	PF-FO	A	TO	BLK	STL		PTS	AVG
2023-24	UCF	14-0	106/7.6	12-26	.462	5-14	.357	7-8	.875	5	11	16	1.1	17-0	2	7	0	2		36	2.6
TOTAL		14-0	106/7.6	12-26	.462	5-14	.357	7-8	.875	5	11	16	1.1	17-0	2	7	0	2		36	2.6





20 Poohpha WARAKULNUKROH

Guard / Redshirt Junior / 5-11 / 177
Bangkok, Thailand / Montverde Academy

2023-24 SEASON STATS

PPG	RPG	APG	FG%	3PT%	FT%
0.3	0.2	0.7	0.0%	0.0	100%

WARAKULNUKROH NOTEBOOK

- ◆ Made an appearance in UCF's NIT contest at Florida on March 15, 2023
- ◆ Made his collegiate debut against Western Illinois (11/14), scoring four points, hitting a three-pointer and a free throw
- ◆ Served as a student manager for the men's basketball program during the 2021-22 season. Earned a redshirt in the process.
- ◆ Played at Montverde Academy in Montverde, Florida and was the team MVP and leading scorer on the Varsity/Post Grad Team as a senior; joined the varsity team his junior after moving from Thailand
- ◆ 3x3 National Tournament Champion in Thailand for U-16 as a sophomore
- ◆ Also played tennis, ranking top 10 in Thailand

TOP PERFORMANCES

GAME-BY-GAME STATS

COLLEGE PATH

2022-23	R-Freshman	UCF
2023-24	R-Sophomore	UCF
2024-25	R-Junior	UCF

CAREER HIGHS

Points	4	2x, last vs. ECU (3/5/23)
Rebounds	1	Bethune-Cookman (12/29/23)
Assists	1	4x, last vs. Bethune-Cookman (12/29/23)
Steals	-	-
Blocks	1	Jacksonville (12/6/23)
FGs Made	1	4x, last vs. ECU (3/5/23)
FGs Att.	2	2x, last vs. Lipscomb (12/2/23)
3-Pt. FGs Made	1	2x, last vs. ECU (3/5/23)
3-Pt. FGs Att.	1	3x, last vs. Lipscomb (12/2/23)
FTs Made	2	Bethune-Cookman (12/29/23)
FTs Att.	2	3x, last vs. ECU (3/5/23)

2023-24 GAME HIGHS

Points	2	Bethune-Cookman (12/29/23)
Rebounds	1	Bethune-Cookman (12/29/23)
Assists	1	2x, last vs. Bethune-Cookman (12/29/23)
Steals	-	-
Blocks	1	Jacksonville (12/6/23)
FGs Made	-	-
FGs Att.	2	Lipscomb (12/2/23)
3-Pt. FGs Made	-	-
3-Pt. FGs Att.	1	Lipscomb (12/2/23)
FTs Made	2	Bethune-Cookman (12/29/23)
FTs Att.	2	Bethune-Cookman (12/29/23)

DID YOU KNOW?

Major/Minor: Mechanical Engineering/Math
 Favorite pro athlete: Steve Nash
 Favorite professional team: San Antonio Spurs
 Pre-game ritual: Listen to slow music
 Favorite movie: Whiplash
 Favorite TV show: Breaking Bad
 Favorite music artist: Elliott Smith
 Favorite food: Thai
 Second favorite sport: Soccer
 Favorite off-day activity: Sleeping
 Fun fact: Black belt in taekwondo
 Hidden talent: Plays the guitar

MISCELLANEOUS

	2024-25	Career
10+ Points	-	-
20+ Points	-	-
30+ Points	-	-
5+ Rebounds	-	-
10+ Rebounds	-	-
3+ Three Pointers	-	-
5+ Assists	-	-
3+ Steals	-	-
3+ Blocks	-	-
Double-Doubles	-	-

CAREER STATS

				Field Goals		3-Point		F-Throws		Rebounds				Scoring						
SEASON	TEAM	GP-GS	MIN/AVG	FG-FGA	FG%	3FG-3FGA	3FG%	FT-FTA	FT%	OFF	DEF	TOT	AVG	PF-FO	A	TO	BLK	STL	PTS	AVG
2022-23	UCF	7-0	14/2.0	4-6	.667	2-2	1.000	2-4	.500	0	0	0	0.0	3-0	2	1	0	0	12	1.7
2023-24	UCF	6-0	10/1.7	0-3	.000	0-1	.000	2-2	1.000	0	1	1	0.2	1-0	2	0	1	0	2	0.3
TOTAL		13-0	24/1.9	4-9	.444	2-3	.667	4-6	.667	0	1	1	0.1	4-0	4	1	1	0	14	1.1



22 Nils MACHOWSKI

Guard / Sophomore / 6-3 / 183
Berlin, Germany / Paul-Natorp Gymnasium

2023-24 SEASON STATS

PPG	RPG	APG	FG%	3PT%	FT%
2.0	1.1	0.8	32.7%	27.3%	72.7%

MACHOWSKI NOTEBOOK

- ♦ Tallied a career-high 13 points in just his second collegiate game at No. 13 Miami on Nov. 10 2023, going five-for-seven from the field and going a perfect three-for-three from beyond the three-point arc
- ♦ Hit a game-winning, buzzer-beating, three-point shot to win the 2023 U19 championship
- ♦ Was the starting point guard on the 2022 German National Team in the U18 European Championship
- ♦ Spent time in the top tier of German basketball with Alba Berlin and won back-to-back U19 championships with Alba Berlin in 2022 and 2023
- ♦ Nils' father, Sebastian Machowski, was a professional basketball player for 17 years, playing small forward in six different countries. One of his stops was Alba Berlin, the same club that his son went on to play for two and a half decades later. Sebastian completed his 17th year of coaching, most recently at the helm of PGE Spojnia Stargard, a team in the first division of Polish basketball.

TOP PERFORMANCES

COLLEGE PATH

2023-24	Freshman	UCF
2024-25	Sophomore	UCF

CAREER HIGHS

Points	13	at Miami (11/10/23)
Rebounds	5	at West Virginia (2/20/24)
Assists	3	3x, last at Kansas State (12/6/24)
Steals	2	4x, last at West Virginia (2/20/24)
Blocks	1	vs. Charlotte (11/20/23)
FGs Made	5	at Miami (11/10/23)
FGs Att.	7	2x, last at BYU (2/13/24)
3-Pt. FGs Made	3	at Miami (11/10/23)
3-Pt. FGs Att.	5	at BYU (2/13/24)
FTs Made	2	3x, last vs. Jacksonville (12/6/23)
FTs Att.	2	5x, last at BYU (2/13/23)

2023-24 GAME HIGHS

Points	13	at Miami (11/10/23)
Rebounds	5	at West Virginia (2/20/24)
Assists	3	3x, last at Kansas State (12/6/24)
Steals	2	4x, last at West Virginia (2/20/24)
Blocks	1	vs. Charlotte (11/20/23)
FGs Made	5	at Miami (11/10/23)
FGs Att.	7	2x, last at BYU (2/13/24)
3-Pt. FGs Made	3	at Miami (11/10/23)
3-Pt. FGs Att.	5	at BYU (2/13/24)
FTs Made	2	3x, last vs. Jacksonville (12/6/23)
FTs Attempted	2	5x, last at BYU (2/13/23)

DID YOU KNOW?

Major/Minor: Communication/Sports Business

Favorite pro athlete: Mike James

Favorite professional team: Orlando Magic

Pre-game ritual: Eat, nap, shower, listen to music

Favorite movie: Pirates of the Caribbean

Favorite TV show: Snowfall

Favorite music artist: Rod Wave

Favorite food: Schnitzel

Second favorite sport: Soccer

Favorite off-day activity: Video games

Fun fact: Unbeatable at board games

Hidden talent: Bowling


MISCELLANEOUS

	2023-24	Career
10+ Points	2	2
20+ Points	-	-
30+ Points	-	-
5+ Rebounds	1	1
10+ Rebounds	-	-
3+ Three Pointers	1	1
5+ Assists	-	-
3+ Steals	-	-
3+ Blocks	-	-
Double-Doubles	-	-

CAREER STATS

				Field Goals		3-Point		F-Throws		Rebounds									Scoring	
SEASON	TEAM	GP-GS	MIN/AVG	FG-FGA	FG%	3FG-3FGA	3FG%	FT-FTA	FT%	OFF	DEF	TOT	AVG	PF-FO	A	TO	BLK	STL	PTS	AVG
2023-24	UCF	25-0	233/9.3	16-49	.327	9-33	.273	8-11	.727	10	18	28	1.1	11-0	21	10	1	13	49	2.0
TOTAL		25-0	233/9.3	16-49	.327	9-33	.273	8-11	.727	10	18	28	1.1	11-0	21	10	1	13	49	2.0





24 Jaylin SELLERS

Guard / Senior / 6-4 / 205
Columbus, Ga. / Carver Montgomery / Ball State

2023-24 SEASON STATS

PPG	RPG	APG	FG%	3PT%	FT%
15.9	3.6	1.1	41.9%	29.7%	82.9%

SELLERS NOTEBOOK

- Named All-Big 12 Honorable Mention at the end of the 2023-24 regular season
- Finished the campaign leading the Knights in scoring, averaging 15.9 points per game, including 16.8 PPG in wins.
- Led the Big 12 in points per game from Nov. 27-Dec. 18 before finishing fourth in the conference at season's end
- Recorded career-highs in points (524), steals (35), assists (36), rebounds (118), and free throw percentage (82.9%) in '23-'24
- Posted a career-high 34 pts. against Stetson (11/26/23), helping him earn the Big 12's Co-Newcomer of the Week nod
- Impressed in his UCF debut on opening night, scoring 23 points, and earned 22-point, 11-rebound next outing at Miami

TOP PERFORMANCES

GAME-BY-GAME STATS

CAREER HONORS

All-Big 12 Honorable Mention

2023-24

Big 12 Newcomer of the Week

Co-Newcomer: Nov. 27, 2023

All-MAC Third Team

2022-23

MAC All-Freshman Team

2021-22

COLLEGE PATH

2021-22	Freshman	Ball State
2022-23	Sophomore	Ball State
2023-24	Junior	UCF
2024-25	Senior	UCF

CAREER HIGHS

Points	34	Stetson (11/26/23)
Rebounds	14	Ind.-South Bend (11/19/22)
Assists	5	Cal St. Fullerton (11/16/23)
Steals	4	3x, last vs. Florida A&M (12/21/23)
Blocks	3	Akron (1/6/23)
FGs Made	12	Stetson (11/26/23)
FGs Att.	21	at Miami (11/10/23)
3-Pt. FGs Made	5	Bowling Green (2/11/23)
3-Pt. FGs Att.	9	2x, last vs. Baylor (1/31/24)
FTs Made	13	Oklahoma (2/3/24)
FTs Attempted	14	Oklahoma (2/3/24)

2023-24 GAME HIGHS

Points	34	Stetson (11/26/23)
Rebounds	11	at Miami (11/10/23)
Assists	5	Cal St. Fullerton (11/16/23)
Steals	4	2x, last vs. Florida A&M (12/21/23)
Blocks	1	3x, last Houston (3/6/24)
FGs Made	12	Stetson (11/26/23)
FGs Att.	21	at Miami (11/10/23)
3-Pt. FGs Made	4	3x, last at Texas Tech (2/10/24)
3-Pt. FGs Att.	9	Baylor (1/31/24)
FTs Made	13	Oklahoma (2/3/24)
FTs Att.	14	Oklahoma (2/3/24)

DID YOU KNOW?

Major: General Studies

Favorite pro athlete: Anthony Edwards

Favorite pro team: Atlanta Hawks

Pre-game ritual: Workout and pray

Favorite movie(s): Love and Basketball

Favorite TV show: Martin

Favorite music artist: Rod Wave

Favorite food: Hot lemon pepper wings

Second favorite sport: Football

Favorite off-day activity: Sleep

Hidden talent: Playing football

MISCELLANEOUS

	2023-24	Career
10+ Points	29	58
20+ Points	7	13
30+ Points	1	1
5+ Rebounds	10	19
10+ Rebounds	1	3
3+ Three Pointers	9	17
5+ Assists	1	2
3+ Steals	4	10
3+ Blocks	-	1
Double-Doubles	1	3

CAREER STATS

				Field Goals		3-Point		F-Throws		Rebounds									Scoring	
SEASON	TEAM	GP-GS	MIN/AVG	FG-FGA	FG%	3FG-3FGA	3FG%	FT-FTA	FT%	OFF	DEF	TOT	AVG	PF-FO	A	TO	BLK	STL	PTS	AVG
2021-22	BSU	31-5	588/19.0	81-147	.551	24-54	.444	21-32	.656	15	42	57	1.8	53-0	16	28	7	24	207	6.7
2022-23	BSU	31-30	929/30.0	144-294	.490	54-120	.450	78-103	.757	33	82	115	3.7	78-3	26	49	16	21	420	13.5
2023-24	UCF	33-32	1053/31.9	173-413	.419	52-175	.297	126-152	.829	46	72	118	3.6	58-1	36	42	4	35	524	15.9
TOTAL FOR UCF		33-32	1053/31.9	173-413	.419	52-175	.297	126-152	.829	46	72	118	3.6	58-1	36	42	4	35	524	15.9
TOTAL		95-67	2570/27.0	398-854	.466	130-349	.372	225-287	.784	94	196	290	3.1	189-4	78	119	27	80	1151	12.1



35 Rokas JOCIUS

Forward / Junior / 6-10 / 240

Kaunas, Lithuania / Vilnius "Ozo" Gimnazija / La Salle

2023-24 SEASON STATS (AT LA SALLE)

PPG	RPG	APG	FG%	3PT%	FT%
8.5	5.4	0.4	56.1%	38.5%	48.1%

JOCIUS NOTEBOOK

- ♦ Tallied a career-high 20 points against Rhode Island on Feb. 25, 2024 after earning a career-high 13 rebounds at Rhode Island on Jan. 31, 2024
- ♦ Averaged 8.5 points and 5.4 rebounds per game in a breakout sophomore campaign with La Salle
- ♦ Scored double-digit points in 12 contests last season while pulling in double-digit rebounds in four
- ♦ Earned a pair of double-doubles, the most recent a 10-point, 10-rebound performance against Richmond on Feb. 10
- ♦ Was named to the Atlantic 10 Commissioner's Honor Roll in his freshman campaign at La Salle in 2022-23
- ♦ Played for Vilnius Perlas Energija for two seasons in the second-highest tier of the Lithuanian basketball league

TOP PERFORMANCES

GAME-BY-GAME STATS

CAREER HONORS

Atlantic 10 Commissioner's Honor Roll
2022-23

COLLEGE PATH

2022-23	Freshman	La Salle
2023-24	Sophomore	La Salle
2024-25	Junior	UCF

CAREER HIGHS

Points	20	Rhode Island (2/25/24)
Rebounds	13	at Rhode Island (1/31/24)
Assists	3	Bucknell (12/6/22)
Steals	2	5x, last vs. George Washington (3/12/24)
Blocks	4	2x, last vs. Rhode Island (2/25/24)
FGs Made	8	Rhode Island (2/25/24)
FGs Attempted	13	Rhode Island (2/25/24)
3-Pt. FGs Made	2	5x, last vs. St. Bonaventure (3/13/24)
3-Pt. FGs Att.	3	4x, last vs. St. Bonaventure (3/13/24)
FTs Made	5	at Fordham (1/6/24)
FTs Attempted	10	at Fordham (1/6/24)

2023-24 GAME HIGHS

Points	20	Rhode Island (2/25/24)
Rebounds	13	at Rhode Island (1/31/24)
Assists	2	4x, last vs. George Washington (3/12/24)
Steals	2	4x, last vs. George Washington (3/12/24)
Blocks	4	Rhode Island (2/25/24)
FGs Made	8	Rhode Island (2/25/24)
FGs Attempted	13	Rhode Island (2/25/24)
3-Pt. FGs Made	2	4x, last vs. St. Bonaventure (3/13/24)
3-Pt. FGs Att.	3	4x, last vs. St. Bonaventure (3/13/24)
FTs Made	5	at Fordham (1/6/24)
FTs Attempted	10	at Fordham (1/6/24)

DID YOU KNOW?

Major: Finance

Favorite pro athletes: Arvydas Sabonis, Domantas Sabonis, Kevin Durant

Favorite professional teams: Boston Celtics, Vilnius Rytas

Favorite movie: The Intouchables

Favorite TV show: Demon Slayer

Favorite music artist: Kendrick Lamar

Favorite food: Šaltibarščiai (Pink Soup)

Second favorite sport: Volleyball

Favorite off-day activity: Playing video games, talking to family back home

Fun fact: Used to figure skate as a kid

Hidden talent: Cooking

MISCELLANEOUS

	2023-24	Career
10+ Points	12	17
20+ Points	1	1
30+ Points	-	-
5+ Rebounds	18	26
10+ Rebounds	4	4
3+ Three Pointers	-	-
5+ Assists	-	-
3+ Steals	-	-
3+ Blocks	5	8
Double-Doubles	2	2

CAREER STATS

				Field Goals		3-Point		F-Throws		Rebounds										Scoring	
SEASON	TEAM	GP-GS	MIN/AVG	FG-FGA	FG%	3FG-3FGA	3FG%	FT-FTA	FT%	OFF	DEF	TOT	AVG	PF-FO	A	TO	BLK	STL	PTS	AVG	
2022-23	LaS	28-2	415/14.8	55-110	.500	5-13	.385	10-22	.455	39	54	93	3.3	41-0	5	14	24	6	125	4.5	
2023-24	LaS	33-27	766/23.2	120-214	.561	15-39	.385	26-54	.481	55	124	179	5.4	82-3	12	32	29	14	281	8.5	
TOTAL FOR UCF		0-0	0/0.0	0-0	.000	0-0	.000	0-0	.000	0	0	0	0.0	0-0	0	0	0	0	0	0.0	
TOTAL		61-29	1180/19.4	175-324	.540	20-52	.385	36-76	.474	94	178	272	4.5	123-3	17	46	53	20	406	6.7	





52 Moustapha THIAM

Center / Freshman / 7-2 / 235
Dakar, Senegal / DME Academy

SEASON STATS

PPG	RPG	APG	FG%	3PT%	FT%
-	-	-	-	-	-

THIAM NOTEBOOK

- ◆ Became the highest ranked recruit and first five-star in program history with a .9943 composite ranking according to 247Sports
- ◆ Was the No. 1 center recruit and No. 14 overall in the class of 2025 before reclassifying to join the Knights in 2024-25
- ◆ Upon reclassifying, he slotted in as the No. 7 center in the 2024 class as well as the No. 6 recruit in the state of Florida and No. 30 overall, according to On3
- ◆ Played in the 3-Stripes Select Basketball circuit over the spring and summer of 2024, averaging 15.2 points, 7.2 rebounds and 3.7 blocks per game while shooting 60% through all nine contests.
- ◆ Earned Defensive MVP honors in the spring/summer of 2024 while playing with Southeast Elite at the 3-Stripes Select Basketball circuit
- ◆ Attended DME Academy in Daytona Beach, Fla.
- ◆ Averaged 14.4 points, 8.5 rebounds, 4.1 blocks and 2.3 assists per contest in his final season at DME Academy

GAME-BY-GAME STATS

TOP PERFORMANCES

COLLEGE PATH

2024-25 Freshman UCF

CAREER HIGHS

Points	-	-
Rebounds	-	-
Assists	-	-
Steals	-	-
Blocks	-	-
FGs Made	-	-
FGs Att.	-	-
3-Pt. FGs Made	-	-
3-Pt. FGs Att.	-	-
FTs Made	-	-
FTs Att.	-	-

2023-24 GAME HIGHS

Points	-	-
Rebounds	-	-
Assists	-	-
Steals	-	-
Blocks	-	-
FGs Made	-	-
FGs Att.	-	-
3-Pt. FGs Made	-	-
3-Pt. FGs Att.	-	-
FTs Made	-	-
FTs Att.	-	-

DID YOU KNOW?

Major: Business
Favorite pro athlete: Joel Embiid
Favorite professional team: Real Madrid
Pre-game ritual: Listen to music
Favorite movie: Snowfall
Favorite music artist: Rod Wave
Favorite food: Chick-fil-A
Second favorite sport: Soccer
Favorite off-day activity: Beach Volleyball
Fun fact: Speaks five languages
Hidden talent: Cooking senegalese food

MISCELLANEOUS

	2024-25	Career
10+ Points	-	-
20+ Points	-	-
30+ Points	-	-
5+ Rebounds	-	-
10+ Rebounds	-	-
3+ Three Pointers	-	-
5+ Assists	-	-
3+ Steals	-	-
3+ Blocks	-	-
Double-Doubles	-	-

OVERALL STATISTICS

Game Records

Record	Overall	Home	Away	Neutral
ALL GAMES	17-16	11-8	3-7	3-1
CONFERENCE	7-11	4-5	3-6	0-0
NON-CONFERENCE	10-5	7-3	0-1	3-1

Score by Periods

Team	1st	2nd	OT	TOT
UCF	1074	1277	15	2366
Opponents	1032	1198	12	2242

Team Box Score

No.	Player				Total		3-Point		F-Throw		Rebounds											
		GP-GS	MIN	AVG	FG-FGA	FG%	3FG-3FGA	3FG%	FT-FTA	FT%	OFF	DEF	TOT	AVG	PF	DQ	A	TO	BLK	STL	PTS	AVG
24	SELLERS, Jaylin	33-32	1053:07	31.9	173-413	.419	52-175	.297	126-152	.829	46	72	118	3.6	58	1	36	42	4	35	524	15.9
3	JOHNSON, Darius	33-32	1077:26	32.6	159-391	.407	71-180	.394	111-137	.810	17	93	110	3.3	99	6	123	92	3	73	500	15.2
21	WALKER, C.J.	19-15	428:13	22.5	53-133	.398	9-29	.310	34-52	.654	18	72	90	4.7	36	1	10	23	10	10	149	7.8
13	VERY, Marchelus	31-2	548:37	17.7	81-205	.395	36-105	.343	38-55	.691	46	79	125	4.0	37	0	23	22	8	22	236	7.6
2	ALLEN, Shemarri	31-30	912:52	29.4	80-209	.383	9-43	.209	56-91	.615	32	90	122	3.9	85	4	82	54	18	56	225	7.3
11	DIALLO, Ibrahima	32-19	608:04	19.0	75-138	.543	0-0	.000	51-91	.560	66	114	180	5.6	77	4	13	42	57	23	201	6.3
1	JONES, Antwann	24-3	318:46	13.3	40-88	.455	10-31	.323	14-26	.538	10	31	41	1.7	25	0	26	17	2	11	104	4.3
31	SYLLA, Thierno	32-10	477:24	14.9	48-126	.381	17-61	.279	23-35	.657	39	85	124	3.9	38	0	8	21	14	10	136	4.3
5	PAYNE, Omar	33-14	499:14	15.1	55-97	.567	3-12	.250	25-40	.625	39	78	117	3.5	88	3	17	34	45	17	138	4.2
15	HENDRICKS, Tyler	14-0	106:26	7.6	12-26	.462	5-14	.357	7-8	.875	5	11	16	1.1	17	0	2	7	0	2	36	2.6
22	MACHOWSKI, Nils	25-0	232:32	9.3	16-49	.327	9-33	.273	8-11	.727	10	18	28	1.1	11	0	21	10	1	13	49	2.0
4	EMUOBOR, Comeh	10-0	58:34	5.9	7-20	.350	2-6	.333	3-4	.750	1	8	9	0.9	6	0	1	1	0	1	19	1.9
12	LANGFORD JR., DeMarr	23-8	244:46	10.6	14-34	.412	0-1	.000	9-18	.500	16	16	32	1.4	17	0	10	16	1	12	37	1.6
10	MOCKUS, Mintautas	8-0	29:32	3.7	3-9	.333	1-6	.167	0-1	.000	1	5	6	0.8	4	0	1	2	0	1	7	0.9
14	KALINA, Michael	5-0	09:24	1.9	1-3	.333	1-1	1.000	0-0	.000	0	0	0	0.0	0	0	0	2	1	0	3	0.6
20	WARAKULNUKROH, Poohpha	6-0	10:02	1.7	0-3	.000	0-1	.000	2-2	1.000	0	1	1	0.2	1	0	2	0	1	0	2	0.3
0	MAY, Charlie	6-0	10:02	1.7	0-1	.000	0-0	.000	0-0	.000	0	3	3	0.5	2	0	0	1	0	1	0	0.0
Team											62	59	121					27				
Total		33	6625		817-1945	.420	225-698	.322	507-723	.701	408	835	1243	37.7	601	19	375	413	165	287	2366	71.7
Opponents		33	6625		741-1800	.412	242-712	.340	518-711	.729	308	832	1140	34.5	597	19	427	469	113	224	2242	67.9

Team Statistics

	UCF	OPP
Scoring	2366	2242
Points per game	71.7	67.9
Scoring margin	+3.8	-
Field goals-att	817-1945	741-1800
Field goal pct	.420	.412
3 point fg-att	225-698	242-712
3-point FG pct	.322	.340
3-pt FG made per game	6.8	7.3
Free throws-att	507-723	518-711
Free throw pct	.701	.729
F-Throws made per game	15.4	15.7
Rebounds	1243	1140
Rebounds per game	37.7	34.5
Rebounding margin	+3.1	-
Assists	375	427
Assists per game	11.4	12.9
Turnovers	413	469
Turnovers per game	12.5	14.2
Turnover margin	+1.7	-
Assist/turnover ratio	0.9	0.9
Steals	287	224
Steals per game	8.7	6.8
Blocks	165	113
Blocks per game	5.0	3.4
Winning streak	0	-
Home win streak	0	-
Attendance	134240	99152
Home games-Avg/Game	19-7065	10-9915
Neutral site-Avg/Game	-	4-6597

Team Results

Date	Opponent	Score	Att.
11/06/2023	FIU	W 85-62	6225
11/10/2023	at Miami (FL)	L 72-88	7972
11/16/2023	Cal St. Fullerton	W 72-44	5322
11/19/2023	vs South Dakota St.	W 83-80	609
11/20/2023	vs Charlotte	Wot 74-71	329
11/26/2023	Stetson	L 82-85	5089
12/02/2023	Lipscomb	W 72-57	5152
12/06/2023	Jacksonville	W 94-52	5278
12/10/2023	Ole Miss	L 68-70	6067
12/18/2023	Maine	W 74-51	5014
12/21/2023	Florida A&M	W 69-56	5066
12/29/2023	Bethune-Cookman	W 98-54	5188
01/06/2024	at Kansas St.	L 52-77	9698
01/10/2024	Kansas	W 65-60	9469
01/13/2024	BYU	L 58-63	9137
01/17/2024	at Texas	W 77-71	11235
01/20/2024	at Houston	L 42-57	7184
01/23/2024	West Virginia	W 72-59	8882
01/27/2024	at Cincinnati	L 57-68	12112
01/31/2024	Baylor	L 69-77	8683
02/03/2024	Oklahoma	W 74-63	9387
02/10/2024	at Texas Tech	L 59-66	13715
02/13/2024	at BYU	L 88-90	15590
02/17/2024	Cincinnati	L 74-76	8624
02/20/2024	at West Virginia	L 67-77	9569
02/24/2024	Texas Tech	W 75-61	8711
02/28/2024	at Oklahoma St.	W 77-71	5044
03/02/2024	Iowa St.	L 52-60	9392
03/06/2024	Houston	L 59-67	9390
03/09/2024	at TCU	W 79-77	7033
03/12/2024	vs Oklahoma St.	W 77-62	9404
03/13/2024	vs BYU	L 73-87	16044
03/19/2024	South Fla.	L 77-83	4164

CONFERENCE STATISTICS

Game Records

Record	Overall	Home	Away	Neutral
ALL GAMES	7-11	4-5	3-6	0-0
CONFERENCE	7-11	4-5	3-6	0-0
NON-CONFERENCE	0-0	0-0	0-0	0-0

Score by Periods

Team	1st	2nd	OT	TOT
UCF	547	649	0	1196
Opponents	598	642	0	1240

Team Box Score

No.	Player				Total		3-Point		F-Throw		Rebounds											
		GP-GS	MIN	AVG	FG-FGA	FG%	3FG-3FGA	3FG%	FT-FTA	FT%	OFF	DEF	TOT	AVG	PF	DQ	A	TO	BLK	STL	PTS	AVG
3	JOHNSON, Darius	18-18	603:26	33.5	83-214	.388	38-101	.376	68-81	.840	11	50	61	3.4	62	5	68	50	1	46	272	15.1
24	SELLERS, Jaylin	18-17	569:52	31.7	84-209	.402	31-91	.341	57-67	.851	18	34	52	2.9	32	1	20	20	3	12	256	14.2
21	WALKER, C.J.	15-13	350:59	23.4	41-103	.398	6-20	.300	29-45	.644	15	60	75	5.0	33	1	7	18	8	8	117	7.8
2	ALLEN, Shemarri	16-16	479:26	30.0	42-108	.389	4-21	.190	35-55	.636	17	39	56	3.5	46	3	46	30	11	34	123	7.7
11	DIALLO, Ibrahima	17-16	331:53	19.5	39-75	.520	0-0	.000	26-41	.634	34	55	89	5.2	46	3	8	23	26	9	104	6.1
13	VERY, Marchelus	18-1	269:54	15.0	32-97	.330	12-54	.222	22-31	.710	28	36	64	3.6	19	0	9	16	2	7	98	5.4
1	JONES, Antwann	17-3	234:45	13.8	27-62	.435	6-23	.261	9-14	.643	6	20	26	1.5	18	0	19	14	2	9	69	4.1
5	PAYNE, Omar	18-2	287:60	16.0	30-54	.556	1-9	.111	5-12	.417	21	45	66	3.7	47	1	8	23	27	6	66	3.7
31	SYLLA, Thierno	18-2	223:33	12.4	19-46	.413	6-22	.273	7-9	.778	15	38	53	2.9	20	0	1	7	5	3	51	2.8
22	MACHOWSKI, Nils	11-0	90:47	8.3	7-19	.368	3-14	.214	1-3	.333	7	7	14	1.3	6	0	7	2	0	8	18	1.6
4	EMUOBOR, Comeh	2-0	06:04	3.0	1-2	.500	0-0	.000	1-2	.500	0	2	2	1.0	0	0	0	0	0	0	3	1.5
12	LANGFORD JR., DeMarr	14-2	120:28	8.6	5-13	.385	0-1	.000	4-8	.500	9	8	17	1.2	7	0	1	9	0	3	14	1.0
10	MOCKUS, Mintautas	2-0	09:11	4.6	1-1	1.000	0-0	.000	0-0	.000	0	1	1	0.5	1	0	1	0	0	0	2	1.0
15	HENDRICKS, Tyler	4-0	21:42	5.4	0-3	.000	0-1	.000	3-3	1.000	1	4	5	1.3	1	0	0	1	0	0	3	0.8
Team											22	30	52					17				
Total		18	3600		411-1006	.409	107-357	.300	267-371	.720	204	429	633	35.2	338	14	195	230	85	145	1196	66.4
Opponents		18	3600		415-979	.424	131-387	.339	279-388	.719	179	447	626	34.8	307	11	255	224	57	114	1240	68.9

Team Statistics

	UCF	OPP
Scoring	1196	1240
Points per game	66.4	68.9
Scoring margin	-2.4	-
Field goals-att	411-1006	415-979
Field goal pct	.409	.424
3 point fg-att	107-357	131-387
3-point FG pct	.300	.339
3-pt FG made per game	5.9	7.3
Free throws-att	267-371	279-388
Free throw pct	.720	.719
F-Throws made per game	14.8	15.5
Rebounds	633	626
Rebounds per game	35.2	34.8
Rebounding margin	+0.4	-
Assists	195	255
Assists per game	10.8	14.2
Turnovers	230	224
Turnovers per game	12.8	12.4
Turnover margin	-0.3	-
Assist/turnover ratio	0.8	1.1
Steals	145	114
Steals per game	8.1	6.3
Blocks	85	57
Blocks per game	4.7	3.2
Winning streak	1	-
Home win streak	0	-
Attendance	81675	91180
Home games-Avg/Game	9-9075	9-10131
Neutral site-Avg/Game	-	0-0

Team Results

Date	Opponent		Score	Att.
01/06/2024	at Kansas St.	L	52-77	9698
01/10/2024	Kansas	W	65-60	9469
01/13/2024	BYU	L	58-63	9137
01/17/2024	at Texas	W	77-71	11235
01/20/2024	at Houston	L	42-57	7184
01/23/2024	West Virginia	W	72-59	8882
01/27/2024	at Cincinnati	L	57-68	12112
01/31/2024	Baylor	L	69-77	8683
02/03/2024	Oklahoma	W	74-63	9387
02/10/2024	at Texas Tech	L	59-66	13715
02/13/2024	at BYU	L	88-90	15590
02/17/2024	Cincinnati	L	74-76	8624
02/20/2024	at West Virginia	L	67-77	9569
02/24/2024	Texas Tech	W	75-61	8711
02/28/2024	at Oklahoma St.	W	77-71	5044
03/02/2024	Iowa St.	L	52-60	9392
03/06/2024	Houston	L	59-67	9390
03/09/2024	at TCU	W	79-77	7033

LAST 5 STATISTICS

Game Records

Record	Overall	Home	Away	Neutral
ALL GAMES	2-3	0-2	1-0	1-1
CONFERENCE	1-1	0-1	1-0	0-0
NON-CONFERENCE	1-2	0-1	0-0	1-1

Score by Periods

Team	1st	2nd	OT	TOT
UCF	175	190	0	365
Opponents	191	185	0	376

Team Box Score

No.	Player				Total		3-Point		F-Throw		Rebounds													
		GP-GS	MIN	AVG	FG-FGA	FG%	3FG-3FGA	3FG%	FT-FTA	FT%	OFF	DEF	TOT	AVG	PF	DQ	A	TO	BLK	STL	PTS	AVG		
3	JOHNSON, Darius	5-5	171:35	34.3	33-69	.478	18-30	.600	20-24	.833	6	21	27	5.4	17	2	17	9	1	8	104	20.8		
24	SELLERS, Jaylin	5-5	168:44	33.7	24-57	.421	5-22	.227	18-25	.720	6	10	16	3.2	12	1	6	7	2	4	71	14.2		
21	WALKER, C.J.	4-4	95:14	23.8	16-34	.471	4-8	.500	7-9	.778	1	11	12	3.0	10	1	2	3	2	3	43	10.8		
11	DIALLO, Ibrahima	5-5	111:53	22.4	17-31	.548	0-0	.000	6-14	.429	11	15	26	5.2	14	0	2	14	8	7	40	8.0		
13	AVERY, Marchelus	5-0	64:20	12.9	10-23	.435	5-10	.500	2-2	1.000	7	13	20	4.0	5	0	3	0	0	4	27	5.4		
1	JONES, Antwann	5-0	58:31	11.7	8-19	.421	2-6	.333	5-8	.625	1	6	7	1.4	5	0	2	3	0	2	23	4.6		
2	ALLEN, Shemarri	5-5	164:14	32.8	7-30	.233	0-4	.000	8-14	.571	6	18	24	4.8	12	0	16	6	2	9	22	4.4		
31	SYLLA, Thierno	5-1	76:19	15.3	6-16	.375	2-8	.250	7-10	.700	9	11	20	4.0	6	0	0	5	3	1	21	4.2		
5	PAYNE, Omar	5-0	53:43	10.7	4-11	.364	0-1	.000	4-6	.667	3	6	9	1.8	9	0	1	6	5	0	12	2.4		
15	HENDRICKS, Tyler	2-0	06:20	3.2	1-1	1.000	0-0	.000	0-0	.000	0	0	0	0.0	2	0	0	0	0	0	2	1.0		
4	EMUOBOR, Comeh	1-0	02:14	2.2	0-0	.000	0-0	.000	0-0	.000	0	0	0	0.0	0	0	0	0	0	0	0	0.0		
12	LANGFORD JR., DeMarr	3-0	22:23	7.5	0-1	.000	0-0	.000	0-0	.000	0	1	1	0.3	0	0	0	2	0	0	0	0.0		
22	MACHOWSKI, Nils	2-0	04:30	2.2	0-0	.000	0-0	.000	0-0	.000	0	0	0	0.0	1	0	0	0	0	0	0	0.0		
Team											12	11	23					3						
Total		5	1000		126-292	.432	36-89	.404	77-112	.688	62	123	185	37.0	93	4	49	58	23	38	365	73.0		
Opponents		5	1000		121-278	.435	52-127	.409	82-118	.695	49	123	172	34.4	93	1	70	61	20	28	376	75.2		

Team Statistics

	UCF	OPP
Scoring	365	376
Points per game	73.0	75.2
Scoring margin	-2.2	-
Field goals-att	126-292	121-278
Field goal pct	.432	.435
3 point fg-att	36-89	52-127
3-point FG pct	.404	.409
3-pt FG made per game	7.2	10.4
Free throws-att	77-112	82-118
Free throw pct	.688	.695
F-Throws made per game	15.4	16.4
Rebounds	185	172
Rebounds per game	37.0	34.4
Rebounding margin	+2.6	-
Assists	49	70
Assists per game	9.8	14.0
Turnovers	58	61
Turnovers per game	11.6	12.2
Turnover margin	+0.6	-
Assist/turnover ratio	0.8	1.1
Steals	38	28
Steals per game	7.6	5.6
Blocks	23	20
Blocks per game	4.6	4.0
Winning streak	0	-
Home win streak	0	-
Attendance	13554	7033
Home games-Avg/Game	2-6777	1-7033
Neutral site-Avg/Game	-	2-12724

Team Results

Date	Opponent		Score	Att.
03/06/2024	Houston	L	59-67	9390
03/09/2024	at TCU	W	79-77	7033
03/12/2024	vs Oklahoma St.	W	77-62	9404
03/13/2024	vs BYU	L	73-87	16044
03/19/2024	South Fla.	L	77-83	4164



UCF GAME-BY-GAME STATISTICS

Opponent	Date	Score	W/L	Total		3-Pointers		Free throws		Rebounds										
				FG-FGA	PCT	3FG-3FGA	PCT	FT-FTA	PCT	OFF	DEF	TOT	AVG	PF	A	TO	BLK	STL	PTS	AVG
FIU	11/06/2023	85-62	W	31-62	.500	7-24	.292	16-23	.696	13	24	37	37.0	21	16	18	5	16	85	85.0
at Miami (FL)	11/10/2023	72-88	L	30-73	.411	5-20	.250	7-11	.636	17	21	38	37.5	24	6	18	2	7	72	78.5
Cal St. Fullerton	11/16/2023	72-44	W	27-58	.466	9-21	.429	9-18	.500	8	32	40	38.3	15	15	10	8	7	72	76.3
vs South Dakota St.	11/19/2023	83-80	W	29-59	.492	7-24	.292	18-24	.750	5	24	29	36.0	21	13	5	6	12	83	78.0
vs Charlotte	11/20/2023	74-71	W	25-67	.373	5-20	.250	19-24	.792	17	34	51	39.0	16	7	14	10	8	74	77.2
Stetson	11/26/2023	82-85	L	27-62	.435	6-18	.333	22-28	.786	12	23	35	38.3	21	14	13	3	4	82	78.0
Lipscomb	12/02/2023	72-57	W	27-67	.403	9-28	.321	9-13	.692	14	30	44	39.1	15	9	16	3	9	72	77.1
Jacksonville	12/06/2023	94-52	W	31-65	.477	15-33	.455	17-29	.586	17	35	52	40.8	18	17	8	8	11	94	79.3
Ole Miss	12/10/2023	68-70	L	21-57	.368	4-22	.182	22-34	.647	18	21	39	40.6	22	11	14	6	13	68	78.0
Maine	12/18/2023	74-51	W	26-56	.464	8-19	.421	14-23	.609	10	33	43	40.8	16	14	9	8	4	74	77.6
Florida A&M	12/21/2023	69-56	W	21-53	.396	8-24	.333	19-27	.704	12	22	34	40.2	13	10	13	5	12	69	76.8
Bethune-Cookman	12/29/2023	98-54	W	32-67	.478	8-23	.348	26-33	.788	20	29	49	40.9	11	22	18	3	14	98	78.6
at Kansas St.	01/06/2024	52-77	L	22-65	.338	5-21	.238	3-5	.600	16	20	36	40.5	20	12	13	6	7	52	76.5
Kansas	01/10/2024	65-60	W	22-52	.423	7-20	.350	14-18	.778	9	19	28	39.6	13	12	13	7	8	65	75.7
BYU	01/13/2024	58-63	L	17-58	.293	3-18	.167	21-33	.636	17	27	44	39.9	18	6	11	5	8	58	74.5
at Texas	01/17/2024	77-71	W	29-57	.509	7-23	.304	12-15	.800	12	25	37	39.8	14	14	15	5	7	77	74.7
at Houston	01/20/2024	42-57	L	7-44	.159	4-21	.190	24-33	.727	11	30	41	39.8	16	5	15	3	6	42	72.8
West Virginia	01/23/2024	72-59	W	22-59	.373	7-22	.318	21-25	.840	11	34	45	40.1	12	15	11	7	10	72	72.7
at Cincinnati	01/27/2024	57-68	L	21-58	.362	8-18	.444	7-9	.778	12	17	29	39.5	18	10	14	4	8	57	71.9
Baylor	01/31/2024	69-77	L	27-50	.540	14-27	.519	1-7	.143	8	21	29	39.0	19	17	16	3	6	69	71.8
Oklahoma	02/03/2024	74-63	W	20-48	.417	6-20	.300	28-32	.875	8	25	33	38.7	18	11	11	9	12	74	71.9
at Texas Tech	02/10/2024	59-66	L	23-63	.365	5-24	.208	8-12	.667	12	25	37	38.6	17	11	8	2	5	59	71.3
at BYU	02/13/2024	88-90	L	34-67	.507	6-22	.273	14-26	.538	12	20	32	38.3	27	12	9	5	10	88	72.0
Cincinnati	02/17/2024	74-76	L	28-59	.475	4-12	.333	14-18	.778	8	25	33	38.1	17	14	9	5	8	74	72.1
at West Virginia	02/20/2024	67-77	L	23-70	.329	9-38	.237	12-18	.667	13	23	36	38.0	21	11	7	10	9	67	71.9
Texas Tech	02/24/2024	75-61	W	27-58	.466	6-12	.500	15-19	.789	9	27	36	38.0	16	10	8	3	11	75	72.0
at Oklahoma St.	02/28/2024	77-71	W	22-52	.423	6-16	.375	27-36	.750	14	26	40	38.0	26	7	17	1	7	77	72.2
Iowa St.	03/02/2024	52-60	L	20-47	.426	1-19	.053	11-18	.611	11	20	31	37.8	23	5	22	0	10	52	71.5
Houston	03/06/2024	59-67	L	20-44	.455	3-10	.300	16-23	.696	10	22	32	37.6	19	10	18	5	7	59	71.0
at TCU	03/09/2024	79-77	W	27-55	.491	6-14	.429	19-24	.792	11	23	34	37.5	24	13	13	5	6	79	71.3
vs Oklahoma St.	03/12/2024	77-62	W	25-62	.403	9-18	.500	18-24	.750	13	30	43	37.6	8	12	7	9	9	77	71.5
vs BYU	03/13/2024	73-87	L	26-67	.388	9-22	.409	12-18	.667	14	24	38	37.7	18	8	7	3	8	73	71.5
South Fla.	03/19/2024	77-83	L	28-64	.438	9-25	.360	12-23	.522	14	24	38	37.7	24	6	13	1	8	77	71.7
Total		2366		817-1945	.420	225-698	.322	507-723	.701	408	835	1243	37.7	601	375	413	165	287	2366	71.7
Opponents		2242		741-1800	.412	242-712	.340	518-711	.729	308	832	1140	34.5	597	427	469	113	224	2242	67.9

UCF Averages

Games Played	Points/game	FG Pct	3FG Pct	FT Pct	Rebounds/game	Assists/game	Turnovers/game	Assist/Turnover ratio	Steals/game	Blocks/game
33	71.7	42.0	32.2	70.1	37.7	11.4	12.5	0.9	8.7	5.0

MISCELLANEOUS GAME-BY-GAME STATISTICS

Date	Opp.	W/L, Score	Points in Paint			Pts Off TOs			2nd Chance Pts			Fast Break Pts			Bench		
			UCF	Opp.	Diff.	UCF	Opp.	Diff.	UCF	Opp.	Diff.	UCF	Opp.	Diff.	UCF	Opp.	Diff.
Nov. 6	FIU	W, 85-62	46	26	+20	22	18	+4	20	5	+15	21	24	-3	30	29	+1
Nov. 10	at #13 Miami	L, 88-72	46	30	+16	10	23	-13	18	9	+9	2	29	-27	27	8	+19
Nov. 16	Cal St. Fullerton	W, 72-44	30	18	+12	13	13	0	8	2	+6	11	11	0	41	7	+34
Nov. 19	vs. South Dakota St.	W, 83-80	32	18	+14	25	6	+19	2	10	-8	2	7	-5	33	17	+16
Nov. 20	vs. Charlotte	W, 74-71; OT	36	38	-2	12	15	-3	15	7	+8	8	10	-2	17	15	+2
Nov. 26	Stetson	L, 85-82	40	22	+18	21	12	+9	8	4	+4	17	24	-7	11	17	-6
Dec. 2	Lipscomb	W, 72-57	34	14	+20	24	12	+12	11	0	+11	13	10	+3	23	4	+19
Dec. 6	Jacksonville	W, 94-52	28	20	+8	19	4	+15	23	15	+8	14	4	+10	38	22	+16
Dec. 10	Ole Miss	L, 70-68	32	20	+12	14	15	-1	12	7	+5	15	15	0	12	22	-10
Dec. 18	Maine	W, 74-51	34	36	-2	11	7	+4	8	16	-8	16	11	+5	42	31	+11
Dec. 21	Florida A&M	W, 69-56	24	32	-8	24	13	+11	8	4	+4	6	9	-3	22	26	-4
Dec. 29	Bethune-Cookman	W, 98-54	44	24	+20	37	12	+25	13	4	+9	37	12	+25	51	7	+44
Jan. 6	at Kansas State	L, 77-52	24	32	-8	16	17	-1	11	16	-5	4	8	-4	22	10	+12
Jan. 10	#3/3 Kansas	W, 65-60	26	32	-6	18	12	+6	15	12	+3	6	13	-7	8	17	-9
Jan. 13	#18/17 BYU	L, 63-58	22	22	0	12	8	+4	9	12	-3	9	5	+4	1	17	-16
Jan. 17	at Texas	W, 77-71	34	22	+12	19	11	+8	15	5	+10	12	11	+1	34	7	+27
Jan. 20	at #5/5 Houston	L, 57-42	6	24	-18	5	15	-10	8	8	0	9	10	-1	26	15	+11
Jan. 23	West Virginia	W, 72-59	26	16	+10	18	5	+13	13	7	+6	24	6	+18	25	38	-13
Jan. 27	at Cincinnati	L, 68-57	20	36	-16	12	16	-4	14	10	+4	11	18	-7	29	4	+25
Jan. 31	#18/18 Baylor	L, 77-69	16	30	-14	6	14	-8	11	15	-4	8	10	-2	18	32	-14
Feb. 3	#23/24 Oklahoma	W, 74-63	26	28	-2	16	11	+5	9	4	+5	17	9	+8	11	34	-23
Feb. 10	at #23/23 Texas Tech	L, 66-59	30	28	+2	8	7	+1	15	14	+1	8	2	+6	21	13	+8
Feb. 13	at #19/17 BYU	L, 90-88	46	26	+20	27	9	+18	18	6	+12	19	4	+15	36	32	+4
Feb. 17	Cincinnati	L, 76-74	36	36	0	14	19	-5	8	12	-4	13	10	+3	18	21	-3
Feb. 20	at West Virginia	L, 77-67	20	26	-6	7	10	-3	13	7	+6	13	11	+2	15	9	+6
Feb. 24	#23/23 Texas Tech	W, 75-61	32	12	+20	17	8	+9	9	9	0	13	15	-2	21	13	+8
Feb. 28	at Oklahoma State	W, 77-71	26	32	-6	10	21	-11	17	9	+8	5	8	-3	17	19	-2
Mar. 2	#8/6 Iowa State	L, 60-52	36	20	+16	14	22	-8	11	5	-6	7	10	-3	9	14	-5
Mar. 6	#1/1 Houston	L, 67-59	28	32	-4	4	22	-18	10	20	-10	14	3	+11	5	0	+5
Mar. 9	at TCU	W, 79-77	32	26	+6	16	17	-1	13	14	-1	11	15	-4	9	34	-25
Mar. 12	vs. Oklahoma State	W, 77-62	24	18	+6	17	8	+9	16	4	+12	13	13	0	26	23	+3
Mar. 13	vs. #20/21 BYU	L, 87-73	28	20	+8	16	6	+10	9	10	-1	10	8	+2	15	36	-21
Mar. 19	South Florida	L, 83-77	34	20	+14	18	11	+7	14	3	+11	15	17	-2	25	38	-13
TOTALS			998	836	+162	522	419	+89	404	285	+107	403	372	+31	738	631	+107

OPPONENT GAME-BY-GAME STATISTICS

				Total		3-Pointers		Free throws		Rebounds											
Opponent	Date	Score		FG-FGA	PCT	3FG-3FGA	PCT	FT-FTA	PCT	OFF	DEF	TOT	AVG	PF	A	TO	BLK	STL	PTS	AVG	
FIU	11/06/2023	85-62	W	17-47	.362	4-18	.222	24-32	.750	9	21	30	30.0	18	10	24	2	11	62	62.0	
at Miami (FL)	11/10/2023	72-88	L	26-51	.510	10-21	.476	26-30	.867	6	28	34	32.0	16	13	18	11	14	88	75.0	
Cal St. Fullerton	11/16/2023	72-44	W	12-51	.235	3-19	.158	17-21	.810	9	26	35	33.0	18	6	15	1	6	44	64.7	
vs South Dakota St.	11/19/2023	83-80	W	24-54	.444	12-28	.429	20-29	.690	12	28	40	34.8	20	12	16	3	3	80	68.5	
vs Charlotte	11/20/2023	74-71	Wot	28-66	.424	4-14	.286	11-16	.688	8	28	36	35.0	21	13	10	4	6	71	69.0	
Stetson	11/26/2023	82-85	L	25-53	.472	13-30	.433	22-24	.917	6	26	32	34.5	22	17	17	2	6	85	71.7	
Lipscomb	12/02/2023	72-57	W	20-52	.385	9-24	.375	8-15	.533	4	27	31	34.0	14	13	20	2	9	57	69.6	
Jacksonville	12/06/2023	94-52	W	20-66	.303	4-20	.200	8-16	.500	16	24	40	34.8	21	7	14	0	5	52	67.4	
Ole Miss	12/10/2023	68-70	L	20-45	.444	6-15	.400	24-34	.706	7	22	29	34.1	23	11	15	6	8	70	67.7	
Maine	12/18/2023	74-51	W	22-64	.344	1-19	.053	6-12	.500	13	26	39	34.6	19	10	9	2	7	51	66.0	
Florida A&M	12/21/2023	69-56	W	22-50	.440	5-18	.278	7-11	.636	7	24	31	34.3	21	14	21	3	10	56	65.1	
Bethune-Cookman	12/29/2023	98-54	W	18-59	.305	4-16	.250	14-15	.933	11	17	28	33.8	22	6	26	3	14	54	64.2	
at Kansas St.	01/06/2024	52-77	L	25-58	.431	9-24	.375	18-23	.783	13	27	40	34.2	12	18	12	6	9	77	65.2	
Kansas	01/10/2024	65-60	W	24-47	.511	6-18	.333	6-11	.545	8	24	32	34.1	15	20	18	2	6	60	64.8	
BYU	01/13/2024	58-63	L	21-52	.404	9-26	.346	12-17	.706	6	32	38	34.3	22	12	13	5	3	63	64.7	
at Texas	01/17/2024	77-71	W	27-54	.500	10-26	.385	7-12	.583	4	18	22	33.6	13	17	11	1	10	71	65.1	
at Houston	01/20/2024	42-57	L	20-58	.345	6-18	.333	11-16	.688	10	32	42	34.1	23	12	8	7	11	57	64.6	
West Virginia	01/23/2024	72-59	W	21-58	.362	11-28	.393	6-10	.600	6	28	34	34.1	18	14	11	7	4	59	64.3	
at Cincinnati	01/27/2024	57-68	L	24-52	.462	3-14	.214	17-25	.680	14	25	39	34.3	12	15	12	3	3	68	64.5	
Baylor	01/31/2024	69-77	L	24-51	.471	9-20	.450	20-25	.800	8	18	26	33.9	12	19	9	3	8	77	65.1	
Oklahoma	02/03/2024	74-63	W	20-54	.370	5-16	.313	18-22	.818	11	22	33	33.9	20	10	15	2	5	63	65.0	
at Texas Tech	02/10/2024	59-66	L	23-60	.383	7-21	.333	13-15	.867	14	30	44	34.3	11	14	10	2	5	66	65.0	
at BYU	02/13/2024	88-90	L	21-47	.447	8-23	.348	40-46	.870	9	28	37	34.4	19	12	17	2	4	90	66.1	
Cincinnati	02/17/2024	74-76	L	28-67	.418	7-26	.269	13-21	.619	18	27	45	34.9	15	11	11	3	6	76	66.5	
at West Virginia	02/20/2024	67-77	L	26-54	.481	7-14	.500	18-26	.692	7	35	42	35.2	14	15	13	5	2	77	67.0	
Texas Tech	02/24/2024	75-61	W	20-54	.370	8-28	.286	13-20	.650	10	26	36	35.2	17	12	14	2	4	61	66.7	
at Oklahoma St.	02/28/2024	77-71	W	21-52	.404	5-20	.250	24-30	.800	7	20	27	34.9	28	8	12	3	8	71	66.9	
Iowa St.	03/02/2024	52-60	L	21-46	.457	5-21	.238	13-19	.684	6	20	26	34.6	18	16	17	1	9	60	66.6	
Houston	03/06/2024	59-67	L	25-58	.431	8-24	.333	9-18	.500	16	15	31	34.4	18	11	10	3	9	67	66.7	
at TCU	03/09/2024	79-77	W	24-57	.421	8-20	.400	21-32	.656	12	20	32	34.4	20	19	11	0	8	77	67.0	
vs Oklahoma St.	03/12/2024	77-62	W	23-62	.371	9-29	.310	7-11	.636	10	27	37	34.5	16	12	13	11	4	62	66.8	
vs BYU	03/13/2024	73-87	L	25-53	.472	14-30	.467	23-29	.793	7	31	38	34.6	19	18	10	4	2	87	67.5	
South Fla.	03/19/2024	77-83	L	24-48	.500	13-24	.542	22-28	.786	4	30	34	34.5	20	10	17	2	5	83	67.9	
Total		2242		741-1800	.412	242-712	.340	518-711	.729	308	832	1140	34.5	597	427	469	113	224	2242	67.9	
UCF		2366		817-1945	.420	225-698	.322	507-723	.701	408	835	1243	37.7	601	375	413	165	287	2366	71.7	

Opponents Averages

Games Played	Points/game	FG Pct	3FG Pct	FT Pct	Rebounds/game	Assists/game	Turnovers/game	Assist/Turnover ratio	Steals/game	Blocks/game
33	67.9	41.2	34.0	72.9	34.5	12.9	14.2	0.9	6.8	3.4



LEADERS

Points

##	Player	G	Pts	Pts/G
24	Sellers, Jaylin	33	524	15.9
3	Johnson, Darius	33	500	15.2
13	Avery, Marchelus	31	236	7.6
2	Allen, Shemarri	31	225	7.3
11	Diallo, Ibrahima	32	201	6.3
21	Walker, C.J.	19	149	7.8
5	Payne, Omar	33	138	4.2
31	Sylla, Thierno	32	136	4.3
1	Jones, Antwann	24	104	4.3
22	Machowski, Nils	25	49	2.0
12	Langford Jr., DeMarr	23	37	1.6
15	Hendricks, Tyler	14	36	2.6
4	Emuobor, Comeh	10	19	1.9
10	Mockus, Mintautas	8	7	0.9
14	Kalina, Michael	5	3	0.6
20	Warakulnukroh, Poohpha	6	2	0.3

Scoring Average

##	Player	G	Pts	Pts/G
24	Sellers, Jaylin	33	524	15.9
3	Johnson, Darius	33	500	15.2
21	Walker, C.J.	19	149	7.8
13	Avery, Marchelus	31	236	7.6
2	Allen, Shemarri	31	225	7.3
11	Diallo, Ibrahima	32	201	6.3
1	Jones, Antwann	24	104	4.3
31	Sylla, Thierno	32	136	4.3
5	Payne, Omar	33	138	4.2
15	Hendricks, Tyler	14	36	2.6
22	Machowski, Nils	25	49	2.0
4	Emuobor, Comeh	10	19	1.9
12	Langford Jr., DeMarr	23	37	1.6
10	Mockus, Mintautas	8	7	0.9
14	Kalina, Michael	5	3	0.6
20	Warakulnukroh, Poohpha	6	2	0.3

Field Goal Percentage

##	Player	FG	Att	Pct
5	Payne, Omar	55	97	.567
11	Diallo, Ibrahima	75	138	.543
15	Hendricks, Tyler	12	26	.462
1	Jones, Antwann	40	88	.455
24	Sellers, Jaylin	173	413	.419
12	Langford Jr., DeMarr	14	34	.412
3	Johnson, Darius	159	391	.407
21	Walker, C.J.	53	133	.398
13	Avery, Marchelus	81	205	.395
2	Allen, Shemarri	80	209	.383
31	Sylla, Thierno	48	126	.381
4	Emuobor, Comeh	7	20	.350
10	Mockus, Mintautas	3	9	.333
14	Kalina, Michael	1	3	.333
22	Machowski, Nils	16	49	.327

Field Goal Attempts

##	Player	G	Att	Att/G
24	Sellers, Jaylin	33	413	12.5
3	Johnson, Darius	33	391	11.8
2	Allen, Shemarri	31	209	6.7
13	Avery, Marchelus	31	205	6.6
11	Diallo, Ibrahima	32	138	4.3

Field Goals Made

##	Player	G	Made	Made/G
24	Sellers, Jaylin	33	173	5.2
3	Johnson, Darius	33	159	4.8
13	Avery, Marchelus	31	81	2.6
2	Allen, Shemarri	31	80	2.6
11	Diallo, Ibrahima	32	75	2.3

LEADERS

3-Point FG Percentage

##	Player	3FG	Att	Pct
14	Kalina, Michael	1	1	1.000
3	Johnson, Darius	71	180	.394
15	Hendricks, Tyler	5	14	.357
13	Avery, Marchelus	36	105	.343
4	Emuobor, Comeh	2	6	.333
1	Jones, Antwann	10	31	.323
21	Walker, C.J.	9	29	.310
24	Sellers, Jaylin	52	175	.297
31	Sylla, Thierno	17	61	.279
22	Machowski, Nils	9	33	.273
5	Payne, Omar	3	12	.250
2	Allen, Shemarri	9	43	.209
10	Mockus, Mintautas	1	6	.167

Free Throw Percentage

##	Player	Made	Att	Pct
20	Warakulnukroh, Poohpha	2	2	1.000
15	Hendricks, Tyler	7	8	.875
24	Sellers, Jaylin	126	152	.829
3	Johnson, Darius	111	137	.810
4	Emuobor, Comeh	3	4	.750
22	Machowski, Nils	8	11	.727
13	Avery, Marchelus	38	55	.691
31	Sylla, Thierno	23	35	.657
21	Walker, C.J.	34	52	.654
5	Payne, Omar	25	40	.625
2	Allen, Shemarri	56	91	.615
11	Diallo, Ibrahima	51	91	.560
1	Jones, Antwann	14	26	.538
12	Langford Jr., DeMarr	9	18	.500

Rebounds

##	Player	G	Reb	Reb/G
11	Diallo, Ibrahima	32	180	5.6
13	Avery, Marchelus	31	125	4.0
31	Sylla, Thierno	32	124	3.9
2	Allen, Shemarri	31	122	3.9
24	Sellers, Jaylin	33	118	3.6

Rebounds Average

##	Player	G	Reb	Reb/G
11	Diallo, Ibrahima	32	180	5.6
21	Walker, C.J.	19	90	4.7
13	Avery, Marchelus	31	125	4.0
2	Allen, Shemarri	31	122	3.9
31	Sylla, Thierno	32	124	3.9

3-Point FG Attempts

##	Player	G	Att	Att/G
3	Johnson, Darius	33	180	5.5
24	Sellers, Jaylin	33	175	5.3
13	Avery, Marchelus	31	105	3.4
31	Sylla, Thierno	32	61	1.9
2	Allen, Shemarri	31	43	1.4

3-Point FG Made

##	Player	G	Made	Made/G
3	Johnson, Darius	33	71	2.2
24	Sellers, Jaylin	33	52	1.6
13	Avery, Marchelus	31	36	1.2
31	Sylla, Thierno	32	17	0.5
1	Jones, Antwann	24	10	0.4

Free Throw Attempts

##	Player	G	Att	Att/G
24	Sellers, Jaylin	33	152	4.6
3	Johnson, Darius	33	137	4.2
2	Allen, Shemarri	31	91	2.9
11	Diallo, Ibrahima	32	91	2.8
13	Avery, Marchelus	31	55	1.8

Free Throws Made

##	Player	G	Made	Made/G
24	Sellers, Jaylin	33	126	3.8
3	Johnson, Darius	33	111	3.4
2	Allen, Shemarri	31	56	1.8
11	Diallo, Ibrahima	32	51	1.6
13	Avery, Marchelus	31	38	1.2

Assists

##	Player	G	Ast	Ast/G
3	Johnson, Darius	33	123	3.7
2	Allen, Shemarri	31	82	2.6
24	Sellers, Jaylin	33	36	1.1
1	Jones, Antwann	24	26	1.1
13	Avery, Marchelus	31	23	0.7

Steals

##	Player	G	Stl	Stl/G
3	Johnson, Darius	33	73	2.2
2	Allen, Shemarri	31	56	1.8
24	Sellers, Jaylin	33	35	1.1
11	Diallo, Ibrahima	32	23	0.7
13	Avery, Marchelus	31	22	0.7



LEADERS

Offensive Rebounds

##	Player	G	OReb	OReb/G
11	Diallo, Ibrahima	32	66	2.1
24	Sellers, Jaylin	33	46	1.4
13	Avery, Marchelus	31	46	1.5
31	Sylla, Thierno	32	39	1.2
5	Payne, Omar	33	39	1.2

Blocked Shots

##	Player	G	Blk	Blk/G
11	Diallo, Ibrahima	32	57	1.8
5	Payne, Omar	33	45	1.4
2	Allen, Shemarri	31	18	0.6
31	Sylla, Thierno	32	14	0.4
21	Walker, C.J.	19	10	0.5

Defensive Rebounds

##	Player	G	DReb	DReb/G
11	Diallo, Ibrahima	32	114	3.6
3	Johnson, Darius	33	93	2.8
2	Allen, Shemarri	31	90	2.9
31	Sylla, Thierno	32	85	2.7
13	Avery, Marchelus	31	79	2.5

Minutes

##	Player	G	Min	Min/G
3	Johnson, Darius	33	1077	32:39
24	Sellers, Jaylin	33	1053	31:55
2	Allen, Shemarri	31	913	29:27
11	Diallo, Ibrahima	32	608	19:00
13	Avery, Marchelus	31	549	17:42

Fouls

##	Player	G	PF	PF/G
3	Johnson, Darius	33	99	3.0
5	Payne, Omar	33	88	2.7
2	Allen, Shemarri	31	85	2.7
11	Diallo, Ibrahima	32	77	2.4
24	Sellers, Jaylin	33	58	1.8

Turnovers

##	Player	G	TO	TO/G
3	Johnson, Darius	33	92	2.8
2	Allen, Shemarri	31	54	1.7
24	Sellers, Jaylin	33	42	1.3
11	Diallo, Ibrahima	32	42	1.3
5	Payne, Omar	33	34	1.0

Foul Outs

##	Player	G	FO
3	Johnson, Darius	33	6
2	Allen, Shemarri	31	4
11	Diallo, Ibrahima	32	4
5	Payne, Omar	33	3
24	Sellers, Jaylin	33	1

UCF GAME HIGHS

POINTS	98		Bethune-Cookman (12/29/2023)
	94		Jacksonville (12/06/2023)
	88		at BYU (02/13/2024)
	85		FIU (11/06/2023)
	83		vs South Dakota St. (N) (11/19/2023)
FIELD GOALS MADE	34		at BYU (02/13/2024)
	32		Bethune-Cookman (12/29/2023)
FIELD GOAL ATTEMPTS	73		at Miami (FL) (11/10/2023)
	70		at West Virginia (02/20/2024)
FIELD GOAL PERCENTAGE	.540	(27-50)	Baylor (01/31/2024)
	.509	(29-57)	at Texas (01/17/2024)
3 PT FG MADE	15		Jacksonville (12/06/2023)
	14		Baylor (01/31/2024)
3 PT FG ATTEMPTS	38		at West Virginia (02/20/2024)
	33		Jacksonville (12/06/2023)
3 PT FG PERCENTAGE	.519	(14-27)	Baylor (01/31/2024)
	.500	(9-18)	vs Oklahoma St. (N) (03/12/2024)
	.500	(6-12)	Texas Tech (02/24/2024)
FREE THROWS MADE	28		Oklahoma (02/03/2024)
	27		at Oklahoma St. (02/28/2024)
FREE THROW ATTEMPTS	36		at Oklahoma St. (02/28/2024)
	34		Ole Miss (12/10/2023)
FREE THROW PERCENTAGE	.875	(28-32)	Oklahoma (02/03/2024)
	.840	(21-25)	West Virginia (01/23/2024)
REBOUNDS	52		Jacksonville (12/06/2023)
	51		vs Charlotte (N) (11/20/2023)
ASSISTS	22		Bethune-Cookman (12/29/2023)
	17		Baylor (01/31/2024)
	17		Jacksonville (12/06/2023)
STEALS	16		FIU (11/06/2023)
	14		Bethune-Cookman (12/29/2023)
BLOCKED SHOTS	10		at West Virginia (02/20/2024)
	10		vs Charlotte (N) (11/20/2023)
TURNOVERS	22		Iowa St. (03/02/2024)
	18		Houston (03/06/2024)
	18		Bethune-Cookman (12/29/2023)
	18		at Miami (FL) (11/10/2023)
	18		FIU (11/06/2023)
FOULS	27		at BYU (02/13/2024)
	26		at Oklahoma St. (02/28/2024)



OPPONENT GAME HIGHS

POINTS	90		at BYU (02/13/2024)
	88		at Miami (FL) (11/10/2023)
	87		vs BYU (N) (03/13/2024)
	85		Stetson (11/26/2023)
	83		South Fla. (03/19/2024)
FIELD GOALS MADE	28		Cincinnati (02/17/2024)
	28		vs Charlotte (N) (11/20/2023)
FIELD GOAL ATTEMPTS	67		Cincinnati (02/17/2024)
	66		Jacksonville (12/06/2023)
	66		vs Charlotte (N) (11/20/2023)
FIELD GOAL PERCENTAGE	.511	(24-47)	Kansas (01/10/2024)
	.510	(26-51)	at Miami (FL) (11/10/2023)
3 PT FG MADE	14		vs BYU (N) (03/13/2024)
	13		South Fla. (03/19/2024)
	13		Stetson (11/26/2023)
3 PT FG ATTEMPTS	30		vs BYU (N) (03/13/2024)
	30		Stetson (11/26/2023)
3 PT FG PERCENTAGE	.542	(13-24)	South Fla. (03/19/2024)
	.500	(7-14)	at West Virginia (02/20/2024)
FREE THROWS MADE	40		at BYU (02/13/2024)
	26		at Miami (FL) (11/10/2023)
FREE THROW ATTEMPTS	46		at BYU (02/13/2024)
	34		Ole Miss (12/10/2023)
FREE THROW PERCENTAGE	.933	(14-15)	Bethune-Cookman (12/29/2023)
	.917	(22-24)	Stetson (11/26/2023)
REBOUNDS	45		Cincinnati (02/17/2024)
	44		at Texas Tech (02/10/2024)
ASSISTS	20		Kansas (01/10/2024)
	19		at TCU (03/09/2024)
	19		Baylor (01/31/2024)
STEALS	14		Bethune-Cookman (12/29/2023)
	14		at Miami (FL) (11/10/2023)
BLOCKED SHOTS	11		vs Oklahoma St. (N) (03/12/2024)
	11		at Miami (FL) (11/10/2023)
TURNOVERS	26		Bethune-Cookman (12/29/2023)
	24		FIU (11/06/2023)
FOULS	28		at Oklahoma St. (02/28/2024)
	23		at Houston (01/20/2024)
	23		Ole Miss (12/10/2023)

UCF GAME LOWS

POINTS	42		at Houston (01/20/2024)
	52		Iowa St. (03/02/2024)
	52		at Kansas St. (01/06/2024)
	57		at Cincinnati (01/27/2024)
	58		BYU (01/13/2024)
FIELD GOALS MADE	7		at Houston (01/20/2024)
	17		BYU (01/13/2024)
FIELD GOAL ATTEMPTS	44		Houston (03/06/2024)
	44		at Houston (01/20/2024)
FIELD GOAL PERCENTAGE	.159	(7-44)	at Houston (01/20/2024)
	.293	(17-58)	BYU (01/13/2024)
3 PT FG MADE	1		Iowa St. (03/02/2024)
	3		Houston (03/06/2024)
	3		BYU (01/13/2024)
3 PT FG ATTEMPTS	10		Houston (03/06/2024)
	12		Texas Tech (02/24/2024)
	12		Cincinnati (02/17/2024)
3 PT FG PERCENTAGE	.053	(1-19)	Iowa St. (03/02/2024)
	.167	(3-18)	BYU (01/13/2024)
FREE THROWS MADE	1		Baylor (01/31/2024)
	3		at Kansas St. (01/06/2024)
FREE THROW ATTEMPTS	5		at Kansas St. (01/06/2024)
	7		Baylor (01/31/2024)
FREE THROW PERCENTAGE	.143	(1-7)	Baylor (01/31/2024)
	.500	(9-18)	Cal St. Fullerton (11/16/2023)
REBOUNDS	28		Kansas (01/10/2024)
	29		Baylor (01/31/2024)
	29		at Cincinnati (01/27/2024)
	29		vs South Dakota St. (N) (11/19/2023)
ASSISTS	5		Iowa St. (03/02/2024)
	5		at Houston (01/20/2024)
STEALS	4		Maine (12/18/2023)
	4		Stetson (11/26/2023)
BLOCKED SHOTS	0		Iowa St. (03/02/2024)
	1		South Fla. (03/19/2024)
	1		at Oklahoma St. (02/28/2024)
TURNOVERS	5		vs South Dakota St. (N) (11/19/2023)
	7		vs BYU (N) (03/13/2024)
	7		vs Oklahoma St. (N) (03/12/2024)
	7		at West Virginia (02/20/2024)
FOULS	8		vs Oklahoma St. (N) (03/12/2024)
	11		Bethune-Cookman (12/29/2023)



OPPONENT GAME LOWS

POINTS	44		Cal St. Fullerton (11/16/2023)
	51		Maine (12/18/2023)
	52		Jacksonville (12/06/2023)
	54		Bethune-Cookman (12/29/2023)
	56		Florida A&M (12/21/2023)
FIELD GOALS MADE	12		Cal St. Fullerton (11/16/2023)
	17		FIU (11/06/2023)
FIELD GOAL ATTEMPTS	45		Ole Miss (12/10/2023)
	46		Iowa St. (03/02/2024)
FIELD GOAL PERCENTAGE	.235	(12-51)	Cal St. Fullerton (11/16/2023)
	.303	(20-66)	Jacksonville (12/06/2023)
3 PT FG MADE	1		Maine (12/18/2023)
	3		at Cincinnati (01/27/2024)
	3		Cal St. Fullerton (11/16/2023)
3 PT FG ATTEMPTS	14		at West Virginia (02/20/2024)
	14		at Cincinnati (01/27/2024)
	14		vs Charlotte (N) (11/20/2023)
3 PT FG PERCENTAGE	.053	(1-19)	Maine (12/18/2023)
	.158	(3-19)	Cal St. Fullerton (11/16/2023)
FREE THROWS MADE	6		West Virginia (01/23/2024)
	6		Kansas (01/10/2024)
	6		Maine (12/18/2023)
FREE THROW ATTEMPTS	10		West Virginia (01/23/2024)
	11		vs Oklahoma St. (N) (03/12/2024)
	11		Kansas (01/10/2024)
	11		Florida A&M (12/21/2023)
FREE THROW PERCENTAGE	.500	(9-18)	Houston (03/06/2024)
	.500	(8-16)	Jacksonville (12/06/2023)
	.500	(6-12)	Maine (12/18/2023)
REBOUNDS	22		at Texas (01/17/2024)
	26		Iowa St. (03/02/2024)
	26		Baylor (01/31/2024)
ASSISTS	6		Bethune-Cookman (12/29/2023)
	6		Cal St. Fullerton (11/16/2023)
STEALS	2		vs BYU (N) (03/13/2024)
	2		at West Virginia (02/20/2024)
BLOCKED SHOTS	0		at TCU (03/09/2024)
	0		Jacksonville (12/06/2023)
TURNOVERS	8		at Houston (01/20/2024)
	9		Baylor (01/31/2024)
	9		Maine (12/18/2023)
FOULS	11		at Texas Tech (02/10/2024)
	12		Baylor (01/31/2024)
	12		at Cincinnati (01/27/2024)
	12		at Kansas St. (01/06/2024)

UCF PLAYER GAME HIGHS

POINTS	34		Jaylin Sellers vs Stetson (11/26/2023)
	33		Darius Johnson at TCU (03/09/2024)
	32		Darius Johnson vs BYU (N) (03/13/2024)
	29		Darius Johnson at West Virginia (02/20/2024)
	25		Darius Johnson vs Ole Miss (12/10/2023)
	25		Darius Johnson vs Charlotte (N) (11/20/2023)
FIELD GOALS MADE	12		Darius Johnson vs BYU (N) (03/13/2024)
	12		Jaylin Sellers vs Stetson (11/26/2023)
FIELD GOAL ATTEMPTS	23		Darius Johnson at West Virginia (02/20/2024)
	22		Darius Johnson vs BYU (N) (03/13/2024)
FIELD GOAL PERCENTAGE (min 5 made)	.857	(6-7)	Antwann Jones vs Oklahoma (02/03/2024)
	.833	(5-6)	Omar Payne at Texas (01/17/2024)
	.833	(5-6)	Darius Johnson vs Maine (12/18/2023)
3 PT FG MADE	6		Darius Johnson vs BYU (N) (03/13/2024)
	5		Darius Johnson at TCU (03/09/2024)
	5		Darius Johnson at West Virginia (02/20/2024)
	5		Darius Johnson vs Baylor (01/31/2024)
3 PT FG ATTEMPTS	15		Darius Johnson at West Virginia (02/20/2024)
	9		Marchelus Avery at West Virginia (02/20/2024)
	9		Jaylin Sellers vs Baylor (01/31/2024)
	9		Marchelus Avery vs South Dakota St. (N) (11/19/2023)
3 PT FG PERCENTAGE (min 2 made)	1.000	(4-4)	Darius Johnson vs Maine (12/18/2023)
	1.000	(3-3)	Nils Machowski at Miami (FL) (11/10/2023)
	1.000	(2-2)	Marchelus Avery vs Oklahoma St. (N) (03/12/2024)
	1.000	(2-2)	C.J. Walker at Oklahoma St. (02/28/2024)
	1.000	(2-2)	Antwann Jones vs Bethune-Cookman (12/29/2023)
FREE THROWS MADE	13		Jaylin Sellers vs Oklahoma (02/03/2024)
	10		Darius Johnson at TCU (03/09/2024)
	10		Shemarri Allen at Oklahoma St. (02/28/2024)
	10		Darius Johnson vs Charlotte (N) (11/20/2023)
FREE THROW ATTEMPTS	14		Jaylin Sellers vs Oklahoma (02/03/2024)
	12		Shemarri Allen at Oklahoma St. (02/28/2024)
	12		Darius Johnson vs Charlotte (N) (11/20/2023)
FREE THROW PERCENTAGE (min 3 made)	1.000	(10-10)	Darius Johnson at TCU (03/09/2024)
	1.000	(8-8)	Marchelus Avery at Houston (01/20/2024)
	1.000	(8-8)	Jaylin Sellers at Texas (01/17/2024)
	1.000	(8-8)	Jaylin Sellers vs Bethune-Cookman (12/29/2023)
	1.000	(7-7)	Jaylin Sellers vs Stetson (11/26/2023)
	1.000	(6-6)	Darius Johnson at BYU (02/13/2024)
	1.000	(6-6)	Ibrahima Diallo vs West Virginia (01/23/2024)
	1.000	(6-6)	Darius Johnson vs Stetson (11/26/2023)
	1.000	(5-5)	Darius Johnson at Texas Tech (02/10/2024)
	1.000	(5-5)	Jaylin Sellers vs Florida A&M (12/21/2023)
	1.000	(4-4)	Thierno Sylla vs Oklahoma St. (N) (03/12/2024)
	1.000	(4-4)	C.J. Walker vs Texas Tech (02/24/2024)
	1.000	(4-4)	Ibrahima Diallo vs Cincinnati (02/17/2024)
	1.000	(4-4)	Darius Johnson vs West Virginia (01/23/2024)
	1.000	(4-4)	Jaylin Sellers at Houston (01/20/2024)
	1.000	(4-4)	Shemarri Allen vs Ole Miss (12/10/2023)
	1.000	(4-4)	Marchelus Avery vs South Dakota St. (N) (11/19/2023)
	1.000	(3-3)	Jaylin Sellers vs Oklahoma St. (N) (03/12/2024)
	1.000	(3-3)	Shemarri Allen vs Houston (03/06/2024)
	1.000	(3-3)	Tyler Hendricks at Houston (01/20/2024)
REBOUNDS	19		Ibrahima Diallo vs BYU (01/13/2024)
	14		Ibrahima Diallo vs Charlotte (N) (11/20/2023)
ASSISTS	10		Darius Johnson vs Baylor (01/31/2024)
	8		Darius Johnson vs Oklahoma (02/03/2024)
STEALS	5		Shemarri Allen vs BYU (01/13/2024)
	5		Darius Johnson vs Ole Miss (12/10/2023)
BLOCKED SHOTS	6		Omar Payne at West Virginia (02/20/2024)
	5		Ibrahima Diallo vs Cal St. Fullerton (11/16/2023)



OPPONENT PLAYER GAME HIGHS

POINTS	26		Jalen Blackmon vs Stetson (11/26/2023)
	25		LJ Cryer vs Houston (03/06/2024)
	25		Tylor Perry at Kansas St. (01/06/2024)
	24		RaeQuan Battle at West Virginia (02/20/2024)
	24		Langston Love vs Baylor (01/31/2024)
FIELD GOALS MADE	9		LJ Cryer vs Houston (03/06/2024)
	8		Dan Skillings Jr. at Cincinnati (01/27/2024)
	8		Ithiel Horton at Texas (01/17/2024)
	8		Lu'cye Patterson vs Charlotte (N) (11/20/2023)
	8		Charlie Easley vs South Dakota St. (N) (11/19/2023)
FIELD GOAL ATTEMPTS	19		Dhashon Dyson vs Bethune-Cookman (12/29/2023)
	17		LJ Cryer vs Houston (03/06/2024)
FIELD GOAL PERCENTAGE (min 5 made)	1.000	(5-5)	Shannon Grant vs Florida A&M (12/21/2023)
	1.000	(5-5)	Vincent Lee vs Cal St. Fullerton (11/16/2023)
3 PT FG MADE	6		Tylor Perry at Kansas St. (01/06/2024)
	6		Jalen Blackmon vs Stetson (11/26/2023)
3 PT FG ATTEMPTS	13		John-Michael Wright at Oklahoma St. (02/28/2024)
	11		Javon Small vs Oklahoma St. (N) (03/12/2024)
	11		LJ Cryer vs Houston (03/06/2024)
	11		Max Abmas at Texas (01/17/2024)
	11		Tylor Perry at Kansas St. (01/06/2024)
3 PT FG PERCENTAGE (min 2 made)	1.000	(5-5)	Wooga Poplar at Miami (FL) (11/10/2023)
	1.000	(3-3)	Luke Appel vs South Dakota St. (N) (11/19/2023)
	1.000	(3-3)	Javaunte Hawkins vs FIU (11/06/2023)
	1.000	(2-2)	Trevin Knell vs BYU (N) (03/13/2024)
	1.000	(2-2)	Eemeli Yalaho vs Texas Tech (02/24/2024)
	1.000	(2-2)	Josiah Harris at West Virginia (02/20/2024)
FREE THROWS MADE	12		Jaxson Robinson at BYU (02/13/2024)
	10		Trevin Knell at BYU (02/13/2024)
FREE THROW ATTEMPTS	13		Trevin Knell at BYU (02/13/2024)
	13		Jaxson Robinson at BYU (02/13/2024)
FREE THROW PERCENTAGE (min 3 made)	1.000	(8-8)	RaeQuan Battle at West Virginia (02/20/2024)
	1.000	(8-8)	Jakobi Heady vs Bethune-Cookman (12/29/2023)
	1.000	(8-8)	Stephan Swenson vs Stetson (11/26/2023)
	1.000	(7-7)	Eric Dailey Jr. at Oklahoma St. (02/28/2024)
	1.000	(7-7)	Langston Love vs Baylor (01/31/2024)
	1.000	(6-6)	Joe Toussaint at Texas Tech (02/10/2024)
	1.000	(6-6)	Jalen Blackmon vs Stetson (11/26/2023)
	1.000	(6-6)	Wooga Poplar at Miami (FL) (11/10/2023)
	1.000	(5-5)	John Hugley IV vs Oklahoma (02/03/2024)
	1.000	(5-5)	Tylor Perry at Kansas St. (01/06/2024)
	1.000	(4-4)	Corey Walker Jr. vs South Fla. (03/19/2024)
	1.000	(4-4)	Kasean Pryor vs South Fla. (03/19/2024)
	1.000	(4-4)	Jayden Reid vs South Fla. (03/19/2024)
	1.000	(4-4)	Spencer Johnson vs BYU (N) (03/13/2024)
	1.000	(4-4)	Quinn Slazinski at West Virginia (02/20/2024)
	1.000	(4-4)	Aly Khalifa at BYU (02/13/2024)
	1.000	(4-4)	Javian McCollum vs Oklahoma (02/03/2024)
	1.000	(4-4)	Richie Saunders vs BYU (01/13/2024)
	1.000	(4-4)	Grayson Carper vs Cal St. Fullerton (11/16/2023)
	1.000	(4-4)	Dashon Gittens vs FIU (11/06/2023)
REBOUNDS	14		David N'Guessan at Kansas St. (01/06/2024)
	13		Darrion Williams at Texas Tech (02/10/2024)
ASSISTS	9		Stephan Swenson vs Stetson (11/26/2023)
	8		Jamal Shead vs Houston (03/06/2024)
	8		RayJ Dennis vs Baylor (01/31/2024)
	8		Dajuan Harris Jr. vs Kansas (01/10/2024)
	8		Roderick Coffee III vs Florida A&M (12/21/2023)
STEALS	5		Allen Flanigan vs Ole Miss (12/10/2023)
	5		Bensley Joseph at Miami (FL) (11/10/2023)
BLOCKED SHOTS	5		Brandon Garrison vs Oklahoma St. (N) (03/12/2024)
	4		Moussa Cisse vs Ole Miss (12/10/2023)
	4		Bensley Joseph at Miami (FL) (11/10/2023)

NUMERICAL ROSTER

No.	Name	Pos.	Ht.	Wt.	Yr.	Hometown / High School (Previous Schools)
0	Jordan Ivy-Curry	G	6-3	177	5th	La Marque, Texas / La Marque (UTSA/Pacific)
1	Mikey Williams	G	6-3	193	R-Fr.	San Diego, Calif. / San Ysidro (Memphis)
2	JJ Taylor	F	6-8	196	So.	Chicago, Ill. / San Ysidro (Memphis)
3	Darius Johnson	G	6-1	200	Sr.	Boyd's, Md. / Episcopal [Va.]
4	Keyshawn Hall	G/F	6-7	235	Jr.	Cleveland, Ohio / Denver Prep (George Mason/UNLV)
5	Benny Williams	F	6-10	217	Sr.	Bowie, Md. / IMG Academy (Syracuse)
6	Dallan 'Deebo' Coleman	G	6-6	220	Sr.	Memphis, Tenn. / West Nassau [Callahan, Fla.] (Georgia Tech)
7	Dior Johnson	G	6-3	182	R-So.	Kingston, N.Y. / Southern California Academy (Clarendon College/Pitt)
8	Elijah Hulsewe	C	7-0	270	Jr.	Orlando, Fla. / Windermere Prep (Bethune-Cookman)
11	Cameron Simpson	G	6-7	180	Fr.	Orlando, Fla. / Oak Ridge
15	Tyler Hendricks	G	6-6	190	R-So.	Fort Lauderdale, Fla. / Calvary Christian Academy
20	Poohpha Warakulnukroh	G	5-11	177	R-Jr.	Bangkok, Thailand / Montverde Academy
22	Nils Machowski	G	6-3	183	So.	Berlin, Germany / Paul-Natorp Gymnasium
24	Jaylin Sellers	G	6-4	205	Sr.	Columbus, Ga. / Carver Montgomery (Ball State)
35	Rokas Jocius	F	6-10	240	Jr.	Kaunas, Lithuania / Vilnius "Ozo" Gimnazija (La Salle)
52	Moustapha Thiam	C	7-2	235	Fr.	Dakar, Senegal / DME Academy

ALPHABETICAL ROSTER

No.	Name	Pos.	Ht.	Wt.	Yr.	Hometown / High School (Previous Schools)
6	Dallan 'Deebo' Coleman	G	6-6	220	Sr.	Memphis, Tenn. / West Nassau [Callahan, Fla.] (Georgia Tech)
4	Keyshawn Hall	G/F	6-7	235	Jr.	Cleveland, Ohio / Denver Prep (George Mason/UNLV)
15	Tyler Hendricks	G	6-6	190	R-So.	Fort Lauderdale, Fla. / Calvary Christian Academy
8	Elijah Hulsewe	C	7-0	270	Jr.	Orlando, Fla. / Windermere Prep (Bethune-Cookman)
0	Jordan Ivy-Curry	G	6-3	177	5th	La Marque, Texas / La Marque (UTSA/Pacific)
35	Rokas Jocius	F	6-10	240	Jr.	Kaunas, Lithuania / Vilnius "Ozo" Gimnazija (La Salle)
3	Darius Johnson	G	6-1	200	Sr.	Boyd's, Md. / Episcopal [Va.]
7	Dior Johnson	G	6-3	182	R-So.	Kingston, N.Y. / Southern California Academy (Clarendon College/Pitt)
22	Nils Machowski	G	6-3	183	So.	Berlin, Germany / Paul-Natorp Gymnasium
24	Jaylin Sellers	G	6-4	205	Sr.	Columbus, Ga. / Carver Montgomery (Ball State)
11	Cameron Simpson	G	6-7	180	Fr.	Orlando, Fla. / Oak Ridge
2	JJ Taylor	F	6-8	196	So.	Chicago, Ill. / San Ysidro (Memphis)
52	Moustapha Thiam	C	7-2	235	Fr.	Dakar, Senegal / DME Academy
20	Poohpha Warakulnukroh	G	5-11	177	R-Jr.	Bangkok, Thailand / Montverde Academy
5	Benny Williams	F	6-10	217	Sr.	Bowie, Md. / IMG Academy (Syracuse)
1	Mikey Williams	G	6-3	193	R-Fr.	San Diego, Calif. / San Ysidro (Memphis)

COACHING AND SUPPORT STAFF

Head Coach	Johnny Dawkins (Duke, 1986) - Ninth Season
Associate Head Coach	Robbie Laing (Troy, 1982) - Ninth Season
Associate Head Coach	Mamadou N'Diaye (Auburn, 2000) - Fourth Season
Assistant Coach/Recruiting Coordinator	Tyson Waterman (Winthrop, 2000) - Second Season
Assistant Coach	Adam Hood (Air Force, 2008) - First Season
Special Assistant to the Head Coach	Kelvin Johnson (Richmond, 1985) - Eighth Season
Video Coordinator/Assistant Director of Operations	Jeff Chapman (Wichita State, 2016) - First Season
Executive Assistant	Kylee Pufko (Miami, 2023) - First Season
Head Strength Coach	Charles Stephenson (Virginia, 1989) - Fourth Season
Athletic Trainer	Matthew Kabay (Waynesburg, 2014) - First Season
Assoc. Director of Equipment	John Whitford (Manchester, 1995) - 22nd Season

PRONUNCIATION GUIDE

#	Player Name	First Name	Last Name
6	Dallan Coleman	Dale-an	--
8	Elijah Hulsewe	--	Hul-SUHway
20	Poohpha Warakulnukroh	Pooh-pa	War-uh-COOL-nuh-crow
22	Nils Machowski	Kneels	Mah-hoff-ski
35	Rokas Jocius	Row-cuss	Yacht-suess
52	Moustapha Thiam	Moo-staa-faa	Chee-om
AHC	Robbie Laing	--	Lang
AHC	Mamadou N'Diaye	Mom-uh-doo	N-jai

BREAKDOWN BY CLASS

5th Year	Jordan Ivy-Curry (G)
Senior	Dallan 'Deebo' Coleman (G) Darius Johnson (G) Jaylin Sellers (G) Benny Williams (F)
Junior	Keyshawn Hall (G/F) Elijah Hulsewe (C) Rokas Jocius (F) Poohpha Warakulnukroh (G) *
Sophomore	Tyler Hendricks (G) *
Freshman	Moustapha Thiam (C) Cameron Simpson (G) Mikey Williams (G) *

* - Have utilized a redshirt

BREAKDOWN BY LOCATION

Florida	3
Tyler Hendricks (Fort Lauderdale)	
Elijah Hulsewe (Orlando)	
Cameron Simpson (Orlando)	
Maryland	2
Darius Johnson (Boyd's)	
Benny Williams (Bowie)	
California	1
Mikey Williams (San Diego)	
Georgia	1
Jaylin Sellers (Columbus)	
Illinois	1
JJ Taylor (Chicago)	
New York	1
Dior Johnson (Kingston)	
Ohio	1
Keyshawn Hall (Cleveland)	
Tennessee	1
Dallan 'Deebo' Coleman (Memphis)	
Texas	1
Jordan Ivy-Curry (La Marque)	
International Knights	
Germany	1
Nils Machowski (Berlin)	
Lithuania	1
Rokas Jocius (Kaunas)	
Senegal	1
Moustapha Thiam (Dakar)	
Thailand	1
Poohpha Warakulnukroh (Bangkok)	

NUMERICAL ROSTER

Moustapha Thiam	7'2"
Elijah Hulsewe	7'0"
Rokas Jocius	6'10"
Benny Williams	6'10"
JJ Taylor	6'8"
Keyshawn Hall	6'7"
Cameron Simpson	6'7"
Dallan 'Deebo' Coleman	6'6"
Tyler Hendricks	6'6"
Jaylin Sellers	6'4"
Jordan Ivy-Curry	6'3"
Dior Johnson	6'3"
Nils Machowski	6'3"
Mikey Williams	6'3"
Darius Johnson	6'1"
Poohpha Warakulnukroh	5'11"



TV ROSTER



#0 - Jordan Ivy-Curry
G • 5th • 6-3
La Marque, Texas



#1 - Mikey Williams
G • R-Fr. • 6-3
San Diego, Calif.



#2 - JJ Taylor
F • So. • 6-8
Chicago, Ill.



#3 - Darius Johnson
G • Sr. • 6-1
Boyds, Md.



#4 - Keyshawn Hall
G/F • Jr. • 6-7
Cleveland, Ohio



#5 - Benny Williams
F • Sr. • 6-10
Bowie, Md.



#6 - Dallan 'Deebo' Coleman
G • Sr. • 6-6
Memphis, Tenn.



#7 - Dior Johnson
G • R-So. • 6-3
Kingston, N.Y.



#8 - Elijah Hulsewe
C • Jr. • 7-0
Orlando, Fla.



#11 - Cameron Simpson
G • Fr. • 6-7
Orlando, Fla.




#15 - Tyler Hendricks
G • R-So. • 6-6
Fort Lauderdale, Fla.



#20 - Poohpha Warakulnukroh
G • R-Jr. • 5-11
Bangkok, Thailand



#22 - Nils Machowski
G • So. • 6-3
Berlin, Germany



#24 - Jaylin Sellers
G • Sr. • 6-4
Columbus, Ga.



#35 - Rokas Jocius
F • Jr. • 6-10
Kaunas, Lithuania



#52 - Moustapha Thiam
C • Fr. • 7-2
Dakar, Senegal



Johnny Dawkins
Head Coach
Ninth Season



Robbie Laing
Associate Head Coach
Ninth Season



Mamadou N'Diaye
Associate Head Coach
Fourth Season



Tyson Waterman
Assistant Coach/Recruiting Coordinator
Second Season



Adam Hood
Assistant Coach
First Season



Kelvin Johnson
Special Assistant to the Head Coach
Eighth Season