

2024-25 UCF Men's Basketball Media Guide

TABLE OF CONTENTS

TEAM INFORMATION

Table of Contents/Quick Facts	1
Fear the Fronds	2
Season Recap and Outlook	3-4
UCF Conference History	5
2024-25 Roster	6
TV/Radio Roster	7
2024-25 Schedule	8
Opponent Information	9

MEDIA INFORMATION

Media Information	11
Media Outlets	12

THE SQUAD

Jordan Ivy-Curry	14-15
Mikey Williams	16-17
JJ Taylor	18-19
Darius Johnson	20-21
Keyshawn Hall	22-23
Benny Williams	24-25
Dallan 'Deebo' Coleman	26-27
Dior Johnson	28-29
Elijah Hulsewe	30-31
Cameron Simpson	32-33
Tyler Hendricks	34-35
Poohpha Warakulnukroh	36-37
Nils Machowski	38-39
Jaylin Sellers	40-41
Rokas Jocius	42-43
Moustapha Thiam	44-45

THE STAFF

Johnny Dawkins	47-50
Robbie Laing	51
Mamadou N'Diaye	52
Tyson Waterman	53
Adam Hood	54
Staff	55-56

2023-24 REVIEW

Results	58
UCF in the NCAA NET and Other Rankings	59
Overall Statistics	60
Conference Statistics	61
Postseason Statistics	62
Game-by-Game Statistics	63
Opponent Game-by-Game Statistics	64
Category Leaders	65-66
Game Highs and Lows	67
Box Score and Recaps	68-84
Big 12 Conference Review	85
Big 12 Conference Notes and Ranking Summary	86

HISTORY AND RECORDS

Annual Results	89-90
Annual Leaders	91-92
Coaching History	93
Year-by-Year Results	94-102
All-Time Series History vs. Big 12 Opponents	103
All-Time Series History vs. Non-Big 12	104-112
In-Season Tournament Results	113
Conference Tournament History	114
Postseason History	115
NCAA Tournament History	116
NIT and CBI History	117
Individual Records	118-120
Freshman Records	121
Team Records	122-123
Miscellaneous Records	124
Ranking History	125
1,000 Point Club	126
Addition Financial Arena	127
Honors and Awards	128-129
All-Time Roster	130-133
Knights in the NBA	134
Taylor Hendricks - UCF's First One-and-Done	135
Knights in the Pros	136-137

THIS IS UCF

University of Central Florida	139
Big 12 Conference	140
Space U	141-142
Spirit Splash	143



Pictured from left to right: Jordan Ivy-Curry, Knightro, Darius Johnson, Keyshawn Hall

QUICK FACTS

GENERAL INFORMATION

School	University of Central Florida
Location	Orlando, Fla.
Founded	1963
Enrollment	69,320
Nickname	Knights
Colors	Black and Gold
Conference	Big 12
President	Alexander Cartwright
Director of Athletics	Terry Mohajir
Athletics Phone	(407) 823-2261
Ticket Office	(407) 823-1000

ADDITION FINANCIAL ARENA

Capacity	10,000
Year Opened	2007
Press Row Phone	(954) 531-4322

BASKETBALL HISTORY

First Year of Basketball	1969-70 (56th)
First Year in Division I	1984-85 (41st)
First Year in Big 12	2023-24 (2nd)
All-Time Record	844-691/897-691*
NCAA Tournaments/Last	Five/2019
* 2008-09 (17-14), 2009-10 (15-17), 2010-11 (21-12) victories vacated due to NCAA sanctions	

TEAM INFORMATION

2023-24 Record	17-16
Conference Record/Finish	7-11/12th
Home Record	11-8
Road Record	3-7
Neutral Record	3-1
Conference Tournament	Second Round
Postseason	NIT First Round
Starters Returning/Lost	2/3
Players Returning/Lost	5/12
Newcomers	11

COACH INFORMATION

Head Coach	Johnny Dawkins
Alma Mater	Duke, 1986
Career Record	304-218 (17th season)
UCF Record	148-103 (9th season)
NCAA Tournaments/Last	2/2018-19
NITs/Last	6/2023-24
Championships	2012 NIT, 2015 NIT

AUTHOR

Ken Landis

EDITORIAL

Justin Wilson
Adam Widman
Ryan Ladika
Alex Clough
UCF Athletics
Strategic Communications

CONTRIBUTORS

UCFAA
Big 12 Conference
Ericka Brockish

PHOTOGRAPHY

Conor Kvatek
Brooke Morris
Ken Landis
Robert Connolly
Leland Dutcher
Mark Godin
Julian Bright
Eric DeSalvo
Kevin Macia
UCF
UCFAA
Big 12 Conference
Associated Press
Getty Images
NBA
Utah Jazz



“The Most Florida Free Throw Distraction”

A storm, in multiple senses of the word, created a new tradition for Knight Nation in attendance at UCF men’s basketball games. The legend goes that the night prior to the Black and Gold’s first home conference game as a member of the Big 12, a massive storm rolled through campus. The wind blew down plenty of palm fronds across campus, and students picked them up and brought them into the game to use as a free throw distraction. It ended up working, as No. 3 Kansas shot just 6-for-11 from the free throw stripe in the second half in front of the student section. The fronds gave UCF that extra edge to top the Jayhawks 65-60, winning by as many points as Kansas had missed second half free throws.



Now, that’s not exactly how one of college basketball’s newest traditions was born. UCF’s Brand Experience team wanted to create a unique experience for the team’s first season in the Big 12. Director of brand experience Tim Connor (UCF alumnus 2017) and assistant director of brand experience Lexi Campagna (UCF alumna 2022) created and executed the idea. Knight Nation immediately took to the new tradition and the country took notice. The pair were named as one of nine finalists in NACMA’s “Best Of” Awards in the People’s Choice - Student Engagement category.



As the flagship Big 12 institution in Florida, there’s nothing more Florida than palm trees. Design elements incorporated on social media, uniforms and even the lane on the court, all included palm trees and fronds. Leaning into that element wound up creating the most Florida free throw distraction imaginable.

Not only was the new free throw distraction perfectly on brand, but it actually worked. The palm fronds caused opponents to miss nearly 10% of their second half free throws in Big 12 play and the postseason. Visiting teams made 75% of their first half free throws while making just 66.4% in the second half, accounting for a total of 44 misses.



As the final buzzer sounded on UCF’s upset over No. 3 Kansas, the team’s first conference win as a Big 12 member, fans stormed the court with palm fronds in hand. The Knights had topped the highest ranked opponent in program history (previously No. 4 UConn, a 68-63 neutral site win on Nov. 25, 2011).

UCF went on to beat a total of three ranked opponents during the 2023-24 Big 12 slate, all at home in front of the frond-waving faithful. The win against No. 3 Kansas was the first, followed by a 74-63 win over No. 23 Oklahoma on Feb. 3 and a 75-61 triumph over No. 23 Texas Tech on Feb. 24.



The Knights' first season in the Big 12 Conference was an exciting one as UCF made the postseason for the fourth time in head coach Johnny Dawkins' eight seasons at the helm. The year was characterized with multiple wins over ranked opponents and riveting matchups inside Addition Financial Arena.

The campaign started with a 4-1 start, including a dominant 85-62 opening night win against in-state foe FIU. UCF won yet another in-season tournament, beating South Dakota State and Charlotte in the Jacksonville classic. It was the third in-season tournament title UCF had won, including two straight after winning the Baha Mar Hoops Bahamas Championship during the 2022-23 season.

The Knights put the nation on notice in just the second game of conference play. UCF matched up with No. 3 Kansas for its first Big 12 home game. The Black and Gold fell behind by 16 early but clawed their way back to tie the game at 57-57. A turnaround jumper from Ibrahima Diallo put UCF ahead for good, going up by two and eventually winning 65-60. It was the highest ranked opponent that the Knights had triumphed over in program history.

UCF erased yet another 16-point deficit traveling to Austin to face Texas a week after the win over Kansas, earning the Knights a 2-2 start in their new league.

The Black and Gold picked up their second ranked win of the campaign, beating No. 23 Oklahoma in Orlando on Feb. 3 for the 300th victory in Dawkins' career. UCF went on to beat No. 23 Texas Tech less than a month later, earning the 75-61 win on Feb. 24 for the third victory over a ranked opponent on the season. The three ranked wins set the record for most ranked foes beat in a single season.

UCF won three of its final five contests in Big 12 play with the Texas Tech win starting that streak. The Knights earned the No. 12 seed at the Big 12 Conference Championship and matched up with the No. 13 seeded Oklahoma State Cowboys. After a close first half, UCF pulled away, winning by 15 in their inaugural Big 12 tournament game.

The Knights went on to qualify for the NIT, earning a No. 4 seed. It was the second straight nod to the NIT and the fourth postseason berth under Dawkins.





Senior guard Darius Johnson returns for his fourth season with the Knights and is approaching 1,000 career points

Returning Knights

Darius Johnson and **Jaylin Sellers** combined to score 31.1 points per game last season and look to be key contributors to the Knights' offense once again. The pair of rising seniors played in all 33 games in 2023-24, combining for over 43.3% of UCF's total scoring. Johnson had a career year, sinking 39.4% of his three-pointers, a 12.5% improvement over the year prior. His assist and steal numbers rose as well, setting career bests while ranking 18th in the nation and second in the Big 12 Conference in steals per game with a 2.21 average. Sellers led the Black and Gold in points per game with a 15.9 clip, a mark that ranked fourth in the Big 12. He stuffed the stat sheet with 20 or more points on seven occasions, including a career high 34 points against Stetson on Nov. 26.

Tyler Hendricks is on the roster for the third consecutive season. After redshirting in 2022-23, the Fort Lauderdale native saw action in 14 games last season, including UCF's inaugural Big 12 Conference Championship contest, hitting a turnaround jumper against Oklahoma State in the first round. Hendricks finished the campaign shooting 46.2% from the field and 35.7% from beyond the arc. **Nils Machowski** saw action in 25 contests in his rookie run with the Knights, making 32.7% of his shots from the floor. Fan favorite **Poohpha Warakulnukroh** returns for the 2024-25 season, for his third season on the roster after starting as a student manager during the 2021-22 campaign.



UCF head coach Johnny Dawkins has led the Knights to four postseason appearances over his eight seasons in Orlando

New Knights

Eleven newcomers are rostered ahead of the 2024-25 season, and several of them are poised to make a major impact immediately. UCF's transfer class combined for 59.7 points per game last season, led by **Jordan Ivy-Curry**'s 17.1 points per contest at UTSA and **Keyshawn Hall**'s 16.6 at George Mason. Ivy-Curry finished the 2023-24 campaign with a career-high 46 made three-pointers, shooting 38.7% from beyond the arc. Hall saw similar success, hitting 41 triples and shooting 35.7% from the three-point line while pulling in 8.1 rebounds per game all while earning an NABC First Team All-District nod. **Dallan 'Deebo' Coleman** and **Benny Williams** are senior transfers, coming from Georgia Tech and Syracuse, respectively. Coleman brings a career three-point mark of 35.4% to Orlando, along with an average of 7.3 points per game while Williams was 40% from the floor, scoring 5.4 points per contest last season.

Hall is among a trio of junior transfers on this year's squad. **Rokas Jocius** proved to be a versatile forward for La Salle last season, averaging 8.5 points and 5.4 rebounds while shooting 56.1% from the floor and 38.5% from beyond the arc. Seven-foot center **Elijah Hulsewe** played 30 games for Bethune-Cookman last season, starting 13 while posting 4.4 points and 4.0 rebounds per contest.

Mikey Williams and **JJ Taylor** are a pair of underclassmen transfers, both from Memphis, who were four-star recruits out of high school. Taylor saw action in three games while Mikey utilized his redshirt. **Dior Johnson**, another underclassman transfer, redshirted his freshman year at Pittsburgh before posting 29.7 PPG at Clarendon College.

Freshmen **Moustapha Thiam** and **Cameron Simpson** make up the two high school recruits on the roster. Thiam became the highest ranked recruit and first five-star in program history and was listed as the No. 1 center and No. 14 overall in the class of 2025 before reclassifying. He has gained nearly 20 pounds since arriving at UCF. Simpson scored north of a dozen points per game in each season of his high school career.

Knights by Class

5th Year	Jordan Ivy-Curry (G)
Senior	Dallan 'Deebo' Coleman (G) Darius Johnson (G) Jaylin Sellers (G) Benny Williams (F)
Junior	Keyshawn Hall (G/F) Elijah Hulsewe (C) Rokas Jocius (F) Poohpha Warakulnukroh (G) ^
Sophomore	Tyler Hendricks (G) ^ Dior Johnson (G) Nils Machowski (G) JJ Taylor (F)

Freshman

Moustapha Thiam (C)
Cameron Simpson (G)
Mikey Williams (G) ^

^ - Have utilized a redshirt

Knights by Height

Moustapha Thiam	7'2"
Elijah Hulsewe	7'0"
Rokas Jocius	6'10"
Benny Williams	6'10"
JJ Taylor	6'8"
Keyshawn Hall	6'7"
Cameron Simpson	6'7"
Dallan 'Deebo' Coleman	6'6"
Tyler Hendricks	6'6"
Jaylin Sellers	6'4"
Jordan Ivy-Curry	6'3"
Dior Johnson	6'3"
Nils Machowski	6'3"
Mikey Williams	6'3"
Darius Johnson	6'1"
Poohpha Warakulnukroh	5'11"

Knights by State

Florida	3
Tyler Hendricks (Fort Lauderdale)	
Elijah Hulsewe (Orlando)	
Cameron Simpson (Orlando)	
Maryland	2
Darius Johnson (Boyd's)	
Benny Williams (Bowie)	
California	1
Mikey Williams (San Diego)	
Georgia	1
Jaylin Sellers (Columbus)	
Illinois	1
JJ Taylor (Chicago)	
New York	1
Dior Johnson (Kingston)	
Ohio	1
Keyshawn Hall (Cleveland)	
Tennessee	1
Dallan 'Deebo' Coleman (Memphis)	
Texas	1
Jordan Ivy-Curry (La Marque)	
International Knights	
Germany	1
Nils Machowski (Berlin)	
Lithuania	1
Rokas Jocius (Kaunas)	
Senegal	1
Moustapha Thiam (Dakar)	
Thailand	1
Poohpha Warakulnukroh (Bangkok)	

In July 2023, UCF joined the Big 12 Conference which meant big things for the men's basketball program as the league sent seven of its 10 teams to the 2023 NCAA Tournament and eight to the 2024 version of the tournament. UCF, BYU, Cincinnati and Houston are no longer newcomers after being added to the Big 12 ahead of the 2023-2024 season. A fresh crop of newcomers join the league ahead of the 2024-25 campaign as the league welcomes Arizona, Arizona State, Colorado and Utah.

Upon the Knights' arrival to their new league, Big 12 Conference Commissioner Brett Yormark remarked that "UCF has experienced unprecedented growth and success since becoming a Division I program." To date, the Big 12 is the home to over 80 NCAA team titles and over 740 individual national championships. Since 1985, when UCF was declared a Division I program, the men's basketball team has advanced to the NCAA Tournament five times, most recently the 2018-19 season under current head coach Johnny Dawkins.

UCF men's basketball started at the club level in 1969 under Coach Eugene "Torchy" Clark who single-handedly built the program. The Knights finished their inaugural season with an 11-3 record which built enough credibility for the team to become a Division II program the following season. The Knights worked their way into the Sunshine State Conference, a league they joined ahead of the 1975-76 campaign. From there, the team took off under Clark's guidance. In his 14 years of coaching, Clark never had a losing season in addition to bringing the Knights five Sunshine State Conference regular-season championships, one conference tournament championship and six NCAA Division II Tournament appearances in eight years. During his time, the Knights were ranked in the top 10 nationally for seven seasons. UCF's most notable season during Clark's coaching era was 1977-1978 when Clark led the Knights to a NCAA Division II Final Four appearance. Clark retired in 1983, leaving a legacy behind that still remains to this day, led by his program-leading 274 victories.

The following season, the Knights hired Ohio State's assistant coach, Chuck Machock, to follow in Clark's footsteps. In the 1983-84 season, Machock helped the Knights win their sixth Sunshine State Conference regular-season championship in their final year in the league with a 15-13 record. The 1984-85 season was UCF's first as a Division I member and the last of Machock's tenure, as the team went 10-18.

The Division I journey continued with the next UCF head coach, Phil Carter, who led the Black and Gold for four seasons. Joe Dean followed Carter, leading UCF into its first Division I affiliation, joining the American South Conference beginning in 1990-91. A year later, the league merged with the Sun Belt Conference, retaining the Sun Belt branding for the 1991-92 campaign. That season marked the first of UCF playing its games on campus in The Venue, which now serves as the volleyball arena. The Knights exited the Sun Belt that following season, going independent once again for just one season in Dean's final go-around as head coach.

Kirk Speraw, an assistant coach at University of Florida, was the next head coach of the Knights and was tasked with turning around a program that went 37-73 over the previous four seasons. The Black and Gold joined the Atlantic Sun Conference at the start of Speraw's tenure, beginning in the 1993-94 campaign. In just his first year, Speraw led UCF to its first appearance in the Division I NCAA Tournament. Two seasons later in 1996, Speraw once again led the Knights to a first-round NCAA Tournament appearance, which marked the team's second in his first three years at the helm. In the team's last two years in the Atlantic Sun Conference, the Knights won both the 2004 and 2005 conference tournaments and were the 2005 regular season champions as well, qualifying the Knights for back-to-back NCAA Tournament appearances. Still under Speraw's reign, UCF made its debut in Conference USA in 2005-06, earning a spot in the Conference USA Championship Tournament in its first year. In 2006-07, UCF finished second in the conference with an overall season record of 22-9. The team's efforts earned Speraw the 2007 Conference USA Coach of the Year honor. The Knights played their first game of the 2007-08 season in a new on-campus arena next to their old one and remain there to this day. The Knights were victorious in their arena debut with a 63-60 victory over Nevada on Nov. 11, 2007. Speraw continued to serve as the head coach through 2009-10 season, ending his 17-year tenure with the Black and Gold.

Donnie Jones, Speraw's successor, was announced in March 2010. Nine months later, UCF upset regional foe Florida, beating the 16th ranked Gators 57-54 in the first collegiate game played at the Amway Center in downtown Orlando. The victory, secured in front of 13,909 fans, got UCF off to its first 6-0 start since the 2006-07 season. The 6-0 start snowballed into a 10-0 mark and resulted in UCF's first ranking at the Division I level. The Knights were one of nine unbeaten teams at the time, climbing as high No. 19 in the AP poll and No. 18 in the coaches poll after a 14-0 start. A season later, on Nov. 25, 2011, UCF earned one of the biggest wins in program history, topping defending national champion No. 4 UConn in the Battle 4 Atlantis tournament.

The Knights' time in Conference USA came to an end in 2012-13, with UCF moving to the American Athletic Conference for the 2013-14 campaign. The Jones-led Knights were unable to produce a winning season, which in turn resulted in the keys to the program turning over to Johnny Dawkins, who had won a pair of NIT championships at Stanford. Dawkins brought the team back to a competitive state immediately, reaching the NIT semifinals his first season in 2016-17. The Black and Gold didn't stop there as Dawkins took the team to the NCAA Tournament in 2018-19 for the first time since 2005 after a 24-8 season. That campaign included an upset win over No. 9 Houston, breaking the Cougars' 33-home game winning streak. The Knights advanced to the second round of the NCAA Tournament after beating VCU 73-58, representing the first NCAA Tournament victory in program history.

Dawkins and the Knights wrapped up their time in The American with an NIT appearance at the conclusion of the 2022-23 season. UCF's season was highlighted by the 67-49 defeat of the Gators in Gainesville in the first round of the postseason tournament, the program's first road victory against Florida. The 2023 season wrapped up with Taylor Hendricks becoming the team's first lottery and first-round pick, as well as Dawkins earning a nod to the National Collegiate Basketball Hall of Fame for his playing days at Duke.

UCF announcement of committing to the Big 12 in the fall of 2021 caused excitement to ripple through Knight Nation. The Black and Gold's first campaign as members of the league saw plenty of excitement, including winning the conference home opener against No. 3 Kansas, resulting in a court storm. A trio of ranked wins was the most in program history and propelled the Knights to a second consecutive NIT berth, the fourth postseason appearance with Dawkins at the helm in his eight seasons.



Darius Johnson at Big 12 Men's Basketball Media Day in 2023



Independent
1984-90



American South
1990-91



Sun Belt
1991-92



Independent
1992-93



Atlantic Sun
1993-05



Conference USA
2005-13



American Athletic
2013-23



Big 12
2023-present



NUMERICAL ROSTER

No.	Name	Pos.	Ht.	Wt.	Yr.	Hometown / High School (Previous Schools)
0	Jordan Ivy-Curry	G	6-3	177	5th	La Marque, Texas / La Marque (UTSA/Pacific)
1	Mikey Williams	G	6-3	193	R-Fr.	San Diego, Calif. / San Ysidro (Memphis)
2	JJ Taylor	F	6-8	196	So.	Chicago, Ill. / San Ysidro (Memphis)
3	Darius Johnson	G	6-1	200	Sr.	Boyds, Md. / Episcopal [Va.]
4	Keyshawn Hall	G/F	6-7	235	Jr.	Cleveland, Ohio / Denver Prep (George Mason/UNLV)
5	Benny Williams	F	6-10	217	Sr.	Bowie, Md. / IMG Academy (Syracuse)
6	Dallan 'Deebo' Coleman	G	6-6	220	Sr.	Memphis, Tenn. / West Nassau [Callahan, Fla.] (Georgia Tech)
7	Dior Johnson	G	6-3	182	R-So.	Kingston, N.Y. / Southern California Academy (Clarendon College/Pitt)
8	Elijah Hulsewe	C	7-0	270	Jr.	Orlando, Fla. / Windermere Prep (Bethune-Cookman)
11	Cameron Simpson	G	6-7	180	Fr.	Orlando, Fla. / Oak Ridge
15	Tyler Hendricks	G	6-6	190	R-So.	Fort Lauderdale, Fla. / Calvary Christian Academy
20	Poohpha Warakulnukroh	G	5-11	177	R-Jr.	Bangkok, Thailand / Montverde Academy
22	Nils Machowski	G	6-3	183	So.	Berlin, Germany / Paul-Natorp Gymnasium
24	Jaylin Sellers	G	6-4	205	Sr.	Columbus, Ga. / Carver Montgomery (Ball State)
35	Rokas Jocius	F	6-10	240	Jr.	Kaunas, Lithuania / Vilniaus "Ozo" Gimnazija (La Salle)
52	Moustapha Thiam	C	7-2	235	Fr.	Dakar, Senegal / DME Academy

ALPHABETICAL ROSTER

No.	Name	Pos.	Ht.	Wt.	Yr.	Hometown / High School (Previous School)
6	Dallan 'Deebo' Coleman	G	6-6	220	Sr.	Memphis, Tenn. / West Nassau [Callahan, Fla.] (Georgia Tech)
4	Keyshawn Hall	G/F	6-7	235	Jr.	Cleveland, Ohio / Denver Prep (George Mason/UNLV)
15	Tyler Hendricks	G	6-6	190	R-So.	Fort Lauderdale, Fla. / Calvary Christian Academy
8	Elijah Hulsewe	C	7-0	270	Jr.	Orlando, Fla. / Windermere Prep (Bethune-Cookman)
0	Jordan Ivy-Curry	G	6-3	177	5th	La Marque, Texas / La Marque (UTSA/Pacific)
35	Rokas Jocius	F	6-10	240	Jr.	Kaunas, Lithuania / Vilniaus "Ozo" Gimnazija (La Salle)
3	Darius Johnson	G	6-1	200	Sr.	Boyds, Md. / Episcopal [Va.]
7	Dior Johnson	G	6-3	182	R-So.	Kingston, N.Y. / Southern California Academy (Clarendon College/Pitt)
22	Nils Machowski	G	6-3	180	So.	Berlin, Germany / Paul-Natorp Gymnasium
24	Jaylin Sellers	G	6-4	205	Sr.	Columbus, Ga. / Carver Montgomery (Ball State)
11	Cameron Simpson	G	6-7	180	Fr.	Orlando, Fla. / Oak Ridge
2	JJ Taylor	F	6-8	196	So.	Chicago, Ill. / San Ysidro (Memphis)
52	Moustapha Thiam	C	7-2	235	Fr.	Dakar, Senegal / DME Academy
20	Poohpha Warakulnukroh	G	5-11	177	R-Jr.	Bangkok, Thailand / Montverde Academy
5	Benny Williams	F	6-10	217	Sr.	Bowie, Md. / IMG Academy (Syracuse)
1	Mikey Williams	G	6-3	193	R-Fr.	San Diego, Calif. / San Ysidro (Memphis)

COACHING AND SUPPORT STAFF

Head Coach	Johnny Dawkins (Duke, 1986) - Ninth Season
Associate Head Coach	Robbie Laing (Troy, 1982) - Ninth Season
Associate Head Coach	Mamadou N'Diaye (Auburn, 2000) - Fourth Season
Assistant Coach/Recruiting Coordinator	Tyson Waterman (Winthrop, 2000) - Second Season
Assistant Coach	Adam Hood (Air Force, 2008) - First Season
Special Assistant to the Head Coach	Kelvin Johnson (Richmond, 1985) - Eighth Season
Video Coordinator/Assistant Director of Operations	Jeff Chapman (Wichita State, 2016) - First Season
Executive Assistant	Kylee Pufko (Miami, 2023) - First Season
Head Strength Coach	Charles Stephenson (Virginia, 1989) - Fourth Season
Athletic Trainer	Matthew Kabay (Waynesburg, 2014) - First Season
Assoc. Director of Equipment	John Whitford (Manchester, 1995) - 22nd Season

PRONUNCIATION GUIDE


#	Player Name	First Name	Last Name
6	Dallan Coleman	Dale-an	--
8	Elijah Hulsewe	--	Hul-SUHway
20	Poohpha Warakulnukroh	Pooh-pa	War-uh-COOL-nuh-crow
22	Nils Machowski	Kneels	Mah-hoff-ski
35	Rokas Jocius	Row-cuss	Yacht-suess
52	Moustapha Thiam	Moo-staa-faa	Chee-om
AHC	Robbie Laing	--	Lang
AHC	Mamadou N'Diaye	Mom-uh-doo	N-jai



#0 - Jordan Ivy-Curry
G • 5th • 6-3
La Marque, Texas



#1 - Mikey Williams
G • R-Fr. • 6-3
San Diego, Calif.



#2 - JJ Taylor
F • So. • 6-8
Chicago, Ill.



#3 - Darius Johnson
G • Sr. • 6-1
Boys, Md.



#4 - Keyshawn Hall
G/F • Jr. • 6-7
Cleveland, Ohio



#5 - Benny Williams
F • Sr. • 6-10
Bowie, Md.



#6 - Dallan 'Deebo' Coleman
G • Sr. • 6-6
Memphis, Tenn.



#7 - Dior Johnson
G • R-So. • 6-3
Kingston, N.Y.



#8 - Elijah Hulsewe
C • Jr. • 7-0
Orlando, Fla.



#11 - Cameron Simpson
G • Fr. • 6-7
Orlando, Fla.




#15 - Tyler Hendricks
G • R-So. • 6-6
Fort Lauderdale, Fla.



#20 - Poohpha Warakulnukroh
G • R-Jr. • 5-11
Bangkok, Thailand



#22 - Nils Machowski
G • So. • 6-3
Berlin, Germany



#24 - Jaylin Sellers
G • Sr. • 6-4
Columbus, Ga.



#35 - Rokas Jocius
F • Jr. • 6-10
Kaunas, Lithuania



#52 - Moustapha Thiam
C • Fr. • 7-2
Dakar, Senegal



Johnny Dawkins
Head Coach
Ninth Season



Robbie Laing
Associate Head Coach
Ninth Season



Mamadou N'Diaye
Associate Head Coach
Fourth Season



Tyson Waterman
Assistant Coach/Recruiting Coordinator
Second Season



Adam Hood
Assistant Coach
First Season



Kelvin Johnson
Special Assistant to the Head Coach
Eighth Season

Day	Date	Opponent	Location	Time	TV
Sun.	Oct. 20	FGCU (Exhibition)	Addition Financial Arena	4 p.m.	-
Tue.	Oct. 29	at Georgia (Exhibition)	Athens, Ga.	7 p.m.	-
Mon.	Nov. 4	Texas A&M	Addition Financial Arena	7 p.m.	ESPN+
Fri.	Nov. 8	Purdue Fort Wayne	Addition Financial Arena	7 p.m.	ESPN+
Tue.	Nov. 12	Florida Atlantic	Addition Financial Arena	7 p.m.	ESPN+
Tue.	Nov. 19	Tennessee Tech	Addition Financial Arena	7 p.m.	ESPN+
Fri.	Nov. 22	vs. Wisconsin ^	White Sulphur Springs, W.Va.	5 p.m.	CBS Sports Network
Sun.	Nov. 24	vs. Pitt/LSU ^	White Sulpher Springs, W.Va.	3 or 5:30 p.m.	CBS Sports Network
Wed.	Nov. 27	Milwaukee	Addition Financial Arena	7 p.m.	ESPN+
Sun.	Dec. 1	Cal Baptist	Addition Financial Arena	4 p.m.	ESPN+
Sun.	Dec. 8	Tarleton	Addition Financial Arena	1 p.m.	ESPN+
Sat.	Dec. 14	vs. Tulsa &	Sunrise, Fla.	2 p.m.	TBD
Sat.	Dec. 21	Jacksonville	Addition Financial Arena	6 p.m.	ESPN+
Tue.	Dec. 31	at Texas Tech *	Lubbock, Texas	2 p.m.	ESPN+
Sun.	Jan. 5	Kansas *	Addition Financial Arena	4 p.m.	ESPN+
Wed.	Jan. 8	Colorado *	Addition Financial Arena	7 p.m.	ESPN+
Sat.	Jan. 11	at Arizona *	Tuscon, Ariz.	10 p.m.	ESPN
Tue.	Jan. 14	at Arizona State *	Tempe, Ariz.	11 p.m.	ESPNU
Sat.	Jan. 18	Houston *	Addition Financial Arena	Noon	CBS Sports Network
Tue.	Jan. 21	at Iowa State *	Ames, Iowa	8 p.m.	ESPN+
Sat.	Jan. 25	TCU *	Addition Financial Arena	4 p.m.	ESPN+
Tue.	Jan. 28	at Kansas *	Lawrence, Kan.	8 p.m.	ESPN+
Sat.	Feb. 1	BYU *	Addition Financial Arena	4 p.m.	ESPN+
Wed.	Feb. 5	Cincinnati *	Addition Financial Arena	7 p.m.	CBS Sports Network
Sat.	Feb. 8	at Baylor *	Waco, Texas	2 p.m.	ESPN+
Tue.	Feb. 11	Iowa State *	Addition Financial Arena	7 p.m.	ESPN+
Sat.	Feb. 15	at Colorado *	Boulder, Colo.	3 p.m.	ESPN+
Wed.	Feb. 19	at Oklahoma State *	Stillwater, Okla.	9 p.m.	ESPN2/U
Sun.	Feb. 23	Utah *	Addition Financial Arena	4 p.m.	ESPN+
Wed.	Feb. 26	Kansas State *	Addition Financial Arena	7 p.m.	ESPN+
Sun.	Mar. 1	at TCU *	Fort Worth, Texas	3 p.m.	ESPN+
Wed.	Mar. 5	Oklahoma State *	Addition Financial Arena	7 p.m.	ESPN+
Sat.	Mar. 8	at West Virginia *	Morgantown, W.Va.	5 p.m.	ESPN+
	Mar. 11-15	Big 12 Conference Championship	Kansas City, Mo.	-	-

^ - Greenbrier Tip-Off

& - AutoNation Orange Bowl Basketball Classic

* - Big 12 Conference contest

Home Contests are in bold

All times listed Eastern

Schedule is subject to change



Texas A&M
Nov. 4



Purdue Fort Wayne
Nov. 8



Florida Atlantic
Nov. 12



Tennessee Tech
Nov. 19



vs. Wisconsin
Nov. 22



vs. LSU
Nov. 24

OR



vs. Pittsburgh
Nov. 24



Milwaukee
Nov. 27



Cal Baptist
Dec. 1



School Location..... College Station, Texas
Head Coach..... Buzz Williams (5th Season)
'23-'24 Record..... 21-15 (9-9)
'23-'24 Postseason..... NCAA Second Round
'23-'24 Final NET..... 37
'23-'24 Final KenPom/ESPN BPI..... 35/28
Last NCAA Tournament App..... 2024
Total NCAA Tournament Apps..... 16
Series with UCF..... First Meeting
Last Meeting..... N/A
X..... @aggiembb

School Location..... Fort Wayne, Ind.
Head Coach..... Jon Coffman (11th Season)
'23-'24 Record..... 23-13 (11-9 Horizon)
'23-'24 Postseason..... CIT Final
'23-'24 Final NET..... 151
'23-'24 Final KenPom/ESPN BPI..... 157/141
Last NCAA Tournament App..... Never
Total NCAA Tournament Apps..... None
Series with UCF..... First Meeting
Last Meeting..... N/A
X..... @MastodonMBB

School Location..... Boca Raton, Fla.
Head Coach..... John Jakus (1st Season)
'23-'24 Record..... 25-9 (14-4 The American)
'23-'24 Postseason..... NCAA First Round
'23-'24 Final NET..... 44
'23-'24 Final KenPom/ESPN BPI..... 47/36
Last NCAA Tournament App..... 2024
Total NCAA Tournament Apps..... 3
Series with UCF..... UCF leads 22-10
Last Meeting..... Nov. 11, 2018; FAU 80-79
X..... @FAUMBB

School Location..... Cookeville, Tenn.
Head Coach..... John Pelphrey (6th Season)
'23-'24 Record..... 10-21 (5-13 OVC)
'23-'24 Postseason..... Did Not Qualify
'23-'24 Final NET..... 336
'23-'24 Final KenPom/ESPN BPI..... 332/342
Last NCAA Tournament App..... 1963
Total NCAA Tournament Apps..... 2
Series with UCF..... Tennessee Tech leads 2-1
Last Meeting..... Dec. 21, 2006; UCF 73-66
X..... @TTU_Basketball

School Location..... Madison, Wis.
Head Coach..... Greg Gard (10th Season)
'23-'24 Record..... 22-14 (11-9 Big Ten)
'23-'24 Postseason..... NCAA First Round
'23-'24 Final NET..... 19
'23-'24 Final KenPom/ESPN BPI..... 17/19
Last NCAA Tournament App..... 2024
Total NCAA Tournament Apps..... 27
Series with UCF..... Wisconsin leads 1-0
Last Meeting..... Dec. 13, 1971; Wisconsin 90-58
X..... @BadgerMBB

School Location..... Baton Rouge, La.
Head Coach..... Matt McMahon (3rd Season)
'23-'24 Record..... 17-16 (9-9 SEC)
'23-'24 Postseason..... NIT First Round
'23-'24 Final NET..... 99
'23-'24 Final KenPom/ESPN BPI..... 95/89
Last NCAA Tournament App..... 2022
Total NCAA Tournament Apps..... 24
Series with UCF..... First Meeting
Last Meeting..... N/A
X..... @LSUBasketball

School Location..... Pittsburgh, Pa.
Head Coach..... Jeff Capel III (7th Season)
'23-'24 Record..... 22-11 (12-8 ACC)
'23-'24 Postseason..... ACC Semifinal
'23-'24 Final NET..... 32
'23-'24 Final KenPom/ESPN BPI..... 33/27
Last NCAA Tournament App..... 2023
Total NCAA Tournament Apps..... 27
Series with UCF..... Pittsburgh leads 1-0
Last Meeting..... Mar. 19, 2004; Pittsburgh 55-44
X..... @Pitt_MBB

School Location..... Milwaukee, Wis.
Head Coach..... Bart Lundy (3rd Season)
'23-'24 Record..... 20-15 (12-8 Horizon)
'23-'24 Postseason..... Horizon Runner-Up
'23-'24 Final NET..... 212
'23-'24 Final KenPom/ESPN BPI..... 222/238
Last NCAA Tournament App..... 2014
Total NCAA Tournament Apps..... 4
Series with UCF..... First Meeting
Last Meeting..... N/A
X..... @MKE_MBB

School Location..... Riverside, Calif.
Head Coach..... (XXth Season)
'23-'24 Record..... 16-17 (8-12 WAC)
'23-'24 Postseason..... WAC Quarterfinals
'23-'24 Final NET..... 200
'23-'24 Final KenPom/ESPN BPI..... 190/233
Last NCAA Tournament App..... Never
Total NCAA Tournament Apps..... None
Series with UCF..... First Meeting
Last Meeting..... N/A
X..... @CBUMbb



Tarleton
Dec. 8



vs. Tulsa
Dec. 14



Jacksonville
Dec. 21



Texas Tech
Dec. 31



Kansas
Jan. 5, Jan. 28



Colorado
Jan. 8, Feb. 15



Arizona
Jan. 11



Arizona State
Jan. 14



Houston
Jan. 18

School Location..... Stephenville, Texas
Head Coach..... Billy Gillispie (5th Season)
'23-'24 Record..... 25-10 (16-4 WAC)
'23-'24 Postseason..... CIT Semifinals
'23-'24 Final NET..... 135
'23-'24 Final KenPom/ESPN BPI..... 129/153
Last NCAA Tournament App..... Never
Total NCAA Tournament Apps..... None
Series with UCF..... UCF leads 1-0
Last Meeting..... Dec. 11, 2023; UCF 75-49
X..... @TarletonMBB

School Location..... Tulsa, Okla.
Head Coach..... Eric Konkol (3rd Season)
'23-'24 Record..... 16-15 (7-11 The American)
'23-'24 Postseason..... The American Second Round
'23-'24 Final NET..... 198
'23-'24 Final KenPom/ESPN BPI..... 184/200
Last NCAA Tournament App..... 2016
Total NCAA Tournament Apps..... 16
Series with UCF..... Tulsa leads 15-14
Last Meeting..... Feb. 26, 2023; UCF 96-52
X..... @TUMBasketball

School Location..... Jacksonville, Fla.
Head Coach..... Jordan Mincy (4th Season)
'23-'24 Record..... 16-17 (5-11 ASUN)
'23-'24 Postseason..... ASUN Semifinals
'23-'24 Final NET..... 275
'23-'24 Final KenPom/ESPN BPI..... 273/272
Last NCAA Tournament App..... 1986
Total NCAA Tournament Apps..... 5
Series with UCF..... UCF leads 14-12
Last Meeting..... Dec. 6, 2023; UCF 94-52
X..... @JAX_MBB

School Location..... Lubbock, Texas
Head Coach..... Grant McCasland (2nd Season)
'23-'24 Record..... 23-11 (11-7)
'23-'24 Postseason..... NCAA First Round
'23-'24 Final NET..... 34
'23-'24 Final KenPom/ESPN BPI..... 31/26
Last NCAA Tournament App..... 2024
Total NCAA Tournament Apps..... 20
Series with UCF..... Series tied 1-0
Last Meeting..... Feb. 24, 2024; UCF 75-61
X..... @TexasTechMBB

School Location..... Lawrence, Kan.
Head Coach..... Bill Self (22nd Season)
'23-'24 Record..... 23-11 (10-8)
'23-'24 Postseason..... NCAA Second Round
'23-'24 Final NET..... 21
'23-'24 Final KenPom/ESPN BPI..... 27/21
Last NCAA Tournament App..... 2024
Total NCAA Tournament Apps..... 52
Series with UCF..... UCF leads 1-0
Last Meeting..... Jan. 10, 2024; KU 65-60
X..... @KUHoops

School Location..... Boulder, Colo.
Head Coach..... Tad Boyle (15th Season)
'23-'24 Record..... 26-11 (13-7 Pac-12)
'23-'24 Postseason..... NCAA Second Round
'23-'24 Final NET..... 25
'23-'24 Final KenPom/ESPN BPI..... 24/45
Last NCAA Tournament App..... 2024
Total NCAA Tournament Apps..... 16
Series with UCF..... Series tied 1-1
Last Meeting..... Mar. 15, 2017; UCF 79-74
X..... @CUBuffsMBB

School Location..... Tucson, Ariz.
Head Coach..... Tommy Lloyd (4th Season)
'23-'24 Record..... 27-9 (15-5 Pac-12)
'23-'24 Postseason..... NCAA Sweet 16
'23-'24 Final NET..... 4
'23-'24 Final KenPom/ESPN BPI..... 6/6
Last NCAA Tournament App..... 2024
Total NCAA Tournament Apps..... 38
Series with UCF..... First Meeting
Last Meeting..... N/A
X..... @ArizonaMBB

School Location..... Tempe, Ariz.
Head Coach..... Bobby Hurley (10th Season)
'23-'24 Record..... 14-18 (8-12 Pac-12)
'23-'24 Postseason..... Pac-12 First Round
'23-'24 Final NET..... 131
'23-'24 Final KenPom/ESPN BPI..... 127/142
Last NCAA Tournament App..... 2023
Total NCAA Tournament Apps..... 17
Series with UCF..... First Meeting
Last Meeting..... N/A
X..... @SunDevilHoops

School Location..... Houston, Tex.
Head Coach..... Kelvin Sampson (11th Season)
'23-'24 Record..... 32-5 (15-3)
'23-'24 Postseason..... NCAA Sweet 16
'23-'24 Final NET..... 2
'23-'24 Final KenPom/ESPN BPI..... 2/1
Last NCAA Tournament App..... 2024
Total NCAA Tournament Apps..... 25
Series with UCF..... Houston leads 24-11
Last Meeting..... Mar. 6, 2024; Houston 67-59
X..... @UHCougarMBK



Iowa State
Jan. 21, Feb. 11



TCU
Jan. 25, March 1



BYU
Feb. 1



Cincinnati
Feb. 5



Baylor
Feb. 8



Oklahoma State
Feb. 19, March 5



Utah
Feb. 23



Kansas State
Feb. 26



West Virginia
March 8

School Location..... Ames, Iowa
Head Coach..... T.J. Otzelberger (4th Season)
'23-'24 Record..... 29-8 (13-5)
'23-'24 Postseason..... NCAA Sweet 16
'23-'24 Final NET..... 6
'23-'24 Final KenPom/ESPN BPI..... 8/5
Last NCAA Tournament App..... 2024
Total NCAA Tournament Apps..... 23
Series with UCF..... Iowa State leads 1-0
Last Meeting..... Mar. 2, 2024; Iowa State 60-52
X..... @CycloneMBB

School Location..... Fort Worth, Texas
Head Coach..... Jamie Dixon (9th Season)
'23-'24 Record..... 21-13 (9-9)
'23-'24 Postseason..... NCAA First Round
'23-'24 Final NET..... 46
'23-'24 Final KenPom/ESPN BPI..... 43/33
Last NCAA Tournament App..... 2024
Total NCAA Tournament Apps..... 11
Series with UCF..... Series tied 1-1
Last Meeting..... Mar. 9, 2024; UCF 79-77
X..... @TCUBasketball

School Location..... Provo, Utah
Head Coach..... Kevin Young (1st Season)
'23-'24 Record..... 23-11 (10-8)
'23-'24 Postseason..... NCAA First Round
'23-'24 Final NET..... 15
'23-'24 Final KenPom/ESPN BPI..... 18/18
Last NCAA Tournament App..... 2024
Total NCAA Tournament Apps..... 31
Series with UCF..... BYU leads 3-0
Last Meeting..... Mar. 15, 2024; BYU 87-73
X..... @BYUMBB

School Location..... Cincinnati, Ohio
Head Coach..... Wes Miller (4th Season)
'23-'24 Record..... 22-15 (7-11)
'23-'24 Postseason..... NIT Quarterfinals
'23-'24 Final NET..... 39
'23-'24 Final KenPom/ESPN BPI..... 39/30
Last NCAA Tournament App..... 2019
Total NCAA Tournament Apps..... 33
Series with UCF..... Cincinnati leads 17-5
Last Meeting..... Feb. 17, 2024; Cincinnati 76-74
X..... @GoBearsMBB

School Location..... Waco, Texas
Head Coach..... Scott Drew (22nd Season)
'23-'24 Record..... 24-11 (11-7)
'23-'24 Postseason..... NCAA Second Round
'23-'24 Final NET..... 16
'23-'24 Final KenPom/ESPN BPI..... 15/14
Last NCAA Tournament App..... 2024
Total NCAA Tournament Apps..... 16
Series with UCF..... Baylor leads 1-0
Last Meeting..... Jan. 31, 2024; Baylor 77-69
X..... @BaylorMBB

School Location..... Stillwater, Okla.
Head Coach..... Steve Lutz (1st Season)
'23-'24 Record..... 12-20 (4-14)
'23-'24 Postseason..... Big 12 First Round
'23-'24 Final NET..... 126
'23-'24 Final KenPom/ESPN BPI..... 117/118
Last NCAA Tournament App..... 2021
Total NCAA Tournament Apps..... 29
Series with UCF..... UCF leads 3-0
Last Meeting..... Mar. 12, 2024; UCF 62-66
X..... @OSUMBB

School Location..... Salt Lake City, Utah
Head Coach..... Craig Smith (4th Season)
'23-'24 Record..... 22-15 (9-11 Pac-12)
'23-'24 Postseason..... NIT Semifinal
'23-'24 Final NET..... 47
'23-'24 Final KenPom/ESPN BPI..... 48/50
Last NCAA Tournament App..... 2016
Total NCAA Tournament Apps..... 29
Series with UCF..... UCF leads 1-0
Last Meeting..... Dec. 19, 2006; UCF 67-61
X..... @UtahMBB

School Location..... Manhattan, Kan.
Head Coach..... Jerome Tang (3rd Season)
'23-'24 Record..... 19-15 (8-10)
'23-'24 Postseason..... NIT First Round
'23-'24 Final NET..... 71
'23-'24 Final KenPom/ESPN BPI..... 70/62
Last NCAA Tournament App..... 2023
Total NCAA Tournament Apps..... 32
Series with UCF..... Kansas State leads 3-0
Last Meeting..... Jan. 6, 2024; Kansas State 77-52
X..... @KStateMBB

School Location..... Morgantown, W.Va.
Head Coach..... Darian DeVries (1st Season)
'23-'24 Record..... 9-23 (4-14)
'23-'24 Postseason..... Big 12 First Round
'23-'24 Final NET..... 158
'23-'24 Final KenPom/ESPN BPI..... 144/150
Last NCAA Tournament App..... 2023
Total NCAA Tournament Apps..... 31
Series with UCF..... West Virginia leads 2-1
Last Meeting..... Feb. 20, 2024; West Virginia 77-67
X..... @WVUHoops



Media Information

2024-25 UCF Men's Basketball



UCF STRATEGIC COMMUNICATIONS

The strategic communications office for UCF Athletics appreciates your coverage of the Knights men's basketball program and is available to assist the media throughout the 2023-24 season.

Mailing Address

Roth Athletics Center
4192 North Orion Blvd.
Orlando, FL 32816

MEN'S BASKETBALL CONTACTS



KEN LANDIS
Associate Director, Strategic Communications
Primary Contact

Cell:..... (954) 531-4322
Email: klandis@athletics.ucf.edu
Twitter: @KenLandis39



RYAN LADIKA
Assistant Director, Strategic Communications
Secondary Contact

Cell:..... (720) 355-1580
Email: rjladika@athletics.ucf.edu
Twitter: @RyanLadika

STRATEGIC COMMUNICATIONS STAFF



Adam Widman
Senior Associate AD, Brand Communications
Admin, Football




Justin Wilson
Assistant AD
Football, Men's Golf, Spirit



James Warnick
Associate Director
Women's Soccer, Baseball



Jenna Osborn
Assistant Director
Women's Basketball, Volleyball, Women's Golf



Alex Clough
Strategic Communications Assistant
Cross Country/Track & Field, Men's & Women's Tennis

INTERVIEW POLICY

UCF student-athletes and coaches will be available to the media throughout the 2024-25 season, but all interviews must be coordinated through Ken Landis in the UCF Athletics Strategic Communications office.

Please do not attempt to contact players, coaches or other team personnel directly by any means of communication, including personal phone numbers, email addresses and/or social media accounts.

GAME CREDENTIALS

Media wishing to cover UCF men's basketball games during the 2024-25 season may submit a request through the online media credentialing platform, Sports Systems, by visiting UCFknights.com/UCFMBB2425Credentials.

Credentials are non-transferrable. The UCF Athletics Strategic Communications office reserves the right to revoke any credential: (1) used by an individual other than the one to whom it was granted; and (2) any individual who refuses to comply with media and/or photography guidelines. UCF Athletics reserves the right to refuse, revoke or terminate a credential at any time.

Media will call at Addition Financial Arena is located underneath the stairwell on West Plaza Dr., just south of the loading dock. It will open two hours prior to tipoff.

WEEKLY PRESS CONFERENCES

Press conferences with UCF head coach Johnny Dawkins and select student-athletes will be held weekly, unless otherwise noted. The pressers will be posted to UCF Athletics' official YouTube page following the event.

PRACTICE COVERAGE

Practices will be closed to the media throughout the 2024-25 season unless otherwise stated. UCF head coach Johnny Dawkins and select student-athletes will be available to the media following practices.

GAMEDAY PARKING

Media members covering UCF basketball games park in Garage F, located directly north of Addition Financial Arena, between the arena and John Euliano Park. Parking passes will be emailed to credentialed media that are valid for the entire season.

MEDIA SERVICES

All statistical information will be available online at ucfknights.com or ucf.statbroadcast.com.

POSTGAME PRESS CONFERENCE

Postgame press conferences with head coach Johnny Dawkins and select student-athletes will be held following every game in the media room at Addition Financial Arena.

The media room is located in the west hallway, directly next to the media work room. Specific player requests can be made to Ken Landis approximately 10 minutes prior to the end of the second half via email.

ROAD GAME CREDENTIALS

Working press wishing to cover UCF on the road should make credential requests to Ken Landis at the earliest convenience.



Media Outlets

Print

Orlando Sentinel
Matt Murschel, Beat Reporter

Sanford Herald
Dean Smith, Sports Editor

Online

Sons of UCF
Trace Trylko

Rivals.com
Brandon Helwig

Black & Gold Banneret
Kyle Nash

FAAZ Sports
Sean Russell

Television
WESH (NBC)
Daren Stoltzfus, Sports Director

WFTV (ABC)
Alex Walker, Sports Anchor

WKMG NEWS 6 (CBS)
Jamie Seh, Sports Director

WOFL-TV (FOX)
Jessica Eley, Sports Reporter

Spectrum News
Danielle Stein, Sports Reporter

Radio

96.9 The Game
96.9 FM / 740 AM
Marc Daniels - "The Voice of The Knights"

Knight Talk - UCF's in-season radio show

96.9 The Game
Hosted by Marc Daniels
Broadcasting live from Mellow Mushroom every Thursday unless otherwise noted, beginning Jan. 4 and running through the end of the regular season.

FM 96.9 The Game is the home of the UCF Knights. Catch Knights football, basketball and baseball games on FM 96.9, AM 740 and iHeart Radio. Download the app for free at 969thegame.com.

fm96.9
the game
am740 / iHeartRADIO
HOME OF THE UCF KNIGHTS



Marc Daniels

Director of Broadcasting
30th Season

One of the area's most recognized and respected media personalities, Marc Daniels has been seen and heard in Orlando for well over 30 years. The 2024-25

sports season is Daniels' 30th year calling UCF games as the longtime play-by-play voice for football, basketball, baseball and other sports as well as hosting additional program on multiple platforms and serving as a UCF ambassador and emcee at numerous events throughout the year.

In addition to his roles as Director of Broadcasting and play-by-play voice, Daniels is the host of "The Beat of Sports" radio show on UCF's flagship radio station 96.9FM/740AM The Game/WYGM in Orlando. The show can be heard weekdays from 8:30 a.m. until noon.

Daniels has broadcast some of UCF's biggest moments in the program's history and has called every UCF football game since 1995, a streak well over 300 consecutive games. His 29 years at UCF is longest of any school's radio voice in the state of Florida.

He was enshrined in the UCF Athletics Hall of Fame as part of the Class of 2023.

Daniels was born in New York and grew up in south Florida. He has lived in Orlando since 1989 and is married with two daughters.



The Squad

2024-25 UCF Men's Basketball





Jordan IVY-CURRY

Guard / Fifth Year / 6-3 / 177
La Marque, Texas / La Marque / UTSA/Pacific

@juuiceman

SENIOR (2023-24, AT UTSA)

- ✦ Played in 21 games, coming off the bench in all instances and playing in 572 minutes
- ✦ Averaged 17.1 points, 5.2 rebounds and 3.0 assists per game, all career-high marks
- ✦ Compiled 63 assists, 19 steals and four blocks
- ✦ Shot 40.1% (116-for-289) from the field, 38.7% (46-for-119) from beyond the three-point line and 79.6% (82-for-103) from the free throw stripe
- ✦ Made his season debut on Dec. 17 with 11 points and five rebounds at Oregon State
- ✦ Dropped 22 points in just his third game of the season on Dec. 21 against Army
- ✦ Earned a 20 point, 10 rebound double-double in his fourth appearance of the season against UAB on Jan. 2, his second career double-double
- ✦ Sunk a career-high 38 points against FAU on Jan. 21 on 10-for-20 shooting from the field and four-of-eight from beyond the three-point arc
- ✦ Scored 20 or more points on 10 occasions
- ✦ Was the team leader in points per game, was tied for second in steals and ranked third in rebounding

JUNIOR (2022-23, AT PACIFIC)

- ✦ Played in 33 games with seven starts for the Tigers
- ✦ Averaged 10.3 points and 2.6 rebounds per game, shooting 42.2% from the field
- ✦ Shot 34.1% from three, logging the third-most three-pointers (42) on the team
- ✦ Put away 86.4% of his shots from the free throw line, leading the team with 70 makes in 81 attempts
- ✦ His 50 assists were the third-most for the team
- ✦ Scored in double figures in 20 games, highlighted by a 25-point performance against San Diego and 23 at Stanford

SOPHOMORE (2021-22, AT UTSA)

- ✦ Appeared in 21 games and earned the starting job in the final 11 games played of his second season at UTSA
- ✦ Averaged 13.9 points per game, which ranked second on the team, and added 2.3 rebounds and 1.9 assists
- ✦ Scored in double figures 15 times, including scoring a season-high 27 points in a win over Denver on Nov. 16
- ✦ Scored 10 or more points in eight of 10 C-USA games played and averaged 13.4 points per game during that stretch

FRESHMAN (2021-22, AT UTSA)

- ✦ Earned C-USA All-Freshman Team honors
- ✦ Named to the 2020-21 C-USA Commissioner's Honor Roll
- ✦ Played in all 26 games, earning starts in the final 11 games of the campaign, and playing in 19.9 minutes per game
- ✦ Averaged 7.2 points, 1.5 assists and 2.8 rebounds per game
- ✦ Shot 40.1% from the field and 37.5 percent (24-for-64) from 3-point range
- ✦ Shot 68.3% from the free-throw line (28 of 41)
- ✦ Had 19 steals, fourth-best on the club
- ✦ Scored in double figures in six games
- ✦ In C-USA play, averaged 7.5 points and 2.6 rebounds per game, shooting 39.6% from the field and an impressive 47.8% from three-point range (22 of 46) and 75% (18 of 24) from the line
- ✦ Had six points and six rebounds in his collegiate debut vs. UT Permian Basin
- ✦ Had 14 points in the finale vs. Southern Miss
- ✦ Had eight points in each game in UTSA's two-game run in the C-USA Championship

CAREER HONORS

Conference USA All-Freshman Team
2020-21

Conference USA Commissioner's Honor Roll
2020-21

COLLEGE PATH

2020-21: Freshman - UTSA

2021-22: Sophomore - UTSA

2022-23: Junior - Pacific

2023-24: Senior - UTSA

2024-25: Fifth Year - UCF

CAREER HIGHS

Points	38	Florida Atlantic (1/21/24)
Rebounds	11	at BYU (2/4/23)
Assists	9	at Rice (2/3/22)
Steals	4	Southwestern Adventist (3/4/21)
Blocks	1	10x, last vs. Temple (3/10/24)
FGs Made	12	at SMU (3/2/24)
FGs Attempted	24	Florida Atlantic (1/21/24)
3-Pt. FGs Made	6	at Memphis (1/10/24)
3-Pt. FGs Attempted	14	at Memphis (1/10/24)
FTs Made	14	Florida Atlantic (1/21/24)
FTs Attempted	17	Florida Atlantic (1/21/24)

2023-24 GAME HIGHS

Points	38	Florida Atlantic (1/21/24)
Rebounds	10	UAB (1/2/24)
Assists	8	Prairie View (12/28/23)
Steals	3	2x, last at North Texas (2/24/24)
Blocks	1	4x, last vs. Temple (3/10/24)
FGs Made	12	at SMU (3/2/24)
FGs Attempted	24	Florida Atlantic (1/21/24)
3-Pt. FGs Made	6	at Memphis (1/10/24)
3-Pt. FGs Attempted	14	at Memphis (1/10/24)
FTs Made	14	Florida Atlantic (1/21/24)
FTs Attempted	17	Florida Atlantic (1/21/24)

DID YOU KNOW?

Favorite pro athlete: Kyrie Irving
Pre-game ritual: Isolation, pray
Favorite movie: Waist Deep
Favorite TV show: George Lopez
Favorite music artist: NBA Young Boy
Favorite food: Seafood
Second favorite sport: Boxing
Favorite off-day activity: Going to the beach
Fun fact: Made a few songs
Hidden talent: Cooking his seafood pasta

MISCELLANEOUS

	2023-24	Career
10+ Points	15	56
20+ Points	10	16
30+ Points	2	2
5+ Rebounds	12	21
10+ Rebounds	1	2
3+ Three Pointers	6	23
5+ Assists	4	7
3+ Steals	2	6
3+ Blocks	-	-
Double-Doubles	1	2

Career Stats

SEASON	TEAM	GP	GS	MIN	AVG	FG	FGA	PCT	3FG	3FGA	PCT	FT	FTA	PCT	OFF	DEF	TOT	RPG	PF	FO	A	APG	TO	BLK	STL	PTS	PPG
2020-21	UTSA	26	11	519	20.0	67	167	.401	24	64	.375	28	41	.683	38	34	72	2.8	44	1	40	1.5	21	3	19	186	7.2
2021-22	UTSA	21	19	581	27.7	101	291	.347	45	133	.338	45	56	.804	13	36	49	2.3	25	0	48	2.3	51	3	19	292	13.9
2022-23	Pacific	33	7	661	20.0	114	270	.422	42	123	.342	70	81	.864	17	69	86	2.6	67	0	50	1.5	41	0	17	340	10.3
2023-24	UTSA	21	0	572	27.2	116	289	.401	46	119	.387	82	103	.796	17	92	109	5.2	48	1	63	3.0	49	4	19	360	17.1
TOTAL		101	37	2,331	23.1	398	1,017	.391	157	439	.358	225	281	.801	85	231	316	3.1	184	2	201	2.0	162	10	74	1,178	11.7

0 / Jordan Ivy-Curry

HIGH SCHOOL

- ♦ Scored over 2,000 points as a four-year starter at La Marque High School under Kevin Wilcox
- ♦ Scored over 50 points in a game three times and exceeded 40 in five games as a senior, leading the La Marque Cougars to a 32-7 record and a district championships appearance in the 2019-20 season
- ♦ Averaged 31.5 points 6.9 assists, 5.9 rebounds and 4.8 steals per game as a senior earning District 24-4A Most Valuable Player, 4A all-state and all-region honors from the Texas Association of Basketball Coaches (TABC)
- ♦ Was a finalist for the Guy V. Lewis Award, presented to the top player in the city of Houston, and was named to the Houston Chronicle All-Greater Houston First-Team
- ♦ As a junior, averaged 22.3 points, 9.5 assists, 6.8 rebounds and 5.0 steals per game.



2020-21 GAME-BY-GAME | FR. | UTSA

Opponent	Date	GS	MIN	FG-A	3FG-A	FT-A	O-D-TOT	PF	A	TO	BLK	STL	PTS
UT Permian Basin	11/27/20	17:25	3-10	0-1	0-1	3-3-6	1	2	1	0	0	0	6
at UTRGV	11/28/20	15:19	4-10	0-2	4-6	1-2-3	3	2	1	0	1	12	
at Oklahoma	12/3/20	20:25	1-5	0-2	0-0	0-1-1	0	1	0	1	2	2	
Sul Ross	12/4/20	16:18	2-9	0-4	0-0	1-1-2	1	2	0	0	1	4	
at Oregon State	12/16/20	7:27	3-4	0-1	1-2	2-1-3	3	0	2	0	0	7	
Our Lady of the Lake	12/20/20	15:19	1-5	0-1	2-2	3-1-4	3	3	3	0	1	4	
Lamar	12/22/20	13:48	2-3	0-1	0-3	1-1-2	0	2	0	0	1	4	
at Rice*	1/1/21	12:00	1-65	0-1	0-1	2-0-2	1	1	1	0	0	2	
at Rice*	1/2/21	19:50	5-14	1-3	4-5	5-1-6	1	1	0	0	3	15	
North Texas*	1/8/21	9:11	3-6	2-3	0-0	0-0-0	0	1	0	0	0	8	
North Texas*	1/9/21	24:01	0-3	0-2	0-0	0-0-0	2	2	0	0	2	0	
at Louisiana Tech*	1/15/21	19:49	4-7	1-3	0-0	0-3-3	2	1	0	0	0	9	
at Louisiana Tech*	1/16/21	20:09	3-4	2-3	1-1	0-3-3	2	0	1	0	0	9	
Southern Miss*	1/22/21	25:22	3-8	2-4	0-0	1-1-2	1	3	2	0	0	8	
Southern Miss*	1/23/21	27:03	3-8	3-5	5-6	4-0-4	1	0	2	0	1	14	
UTEP*	1/28/21	* 27:20	5-8	3-5	1-3	1-0-1	1	0	0	1	0	14	
at UTEP*	1/30/21	* 29:37	2-6	1-1	1-2	0-2-2	2	0	0	0	2	6	
at FIU*	2/5/21	* 18:40	2-6	1-4	2-2	3-1-4	3	1	1	0	0	7	
at FIU*	2/6/21	* 24:00	2-6	1-1	2-2	2-4-6	1	2	1	1	0	7	
Florida Atlantic*	2/12/21	* 22:15	0-3	0-2	0-0	1-1-2	2	0	0	0	1	0	
Florida Atlantic*	2/13/21	* 20:36	2-3	1-1	0-0	1-0-1	4	3	0	0	0	5	
UAB*	2/26/21	* 22:52	1-6	1-3	0-0	0-2-2	2	2	1	0	0	3	
UAB*	2/27/21	* 23:08	4-7	3-5	2-2	1-2-3	1	2	2	0	0	13	
Southwestern Adventist	3/4/21	* 20:16	5-5	0-0	1-1	3-1-4	1	6	1	0	4	11	
vs. Charlotte%	3/10/21	* 22:54	3-5	0-1	2-2	0-1-1	5	0	1	0	0	8	
vs. Western Kentucky%	3/11/21	* 22:58	3-10	2-5	0-0	3-2-5	1	3	1	0	0	8	

* - Conference USA Game % - Conference USA Championships

2021-22 GAME-BY-GAME | SO. | UTSA

Opponent	Date	GS	MIN	FG-A	3FG-A	FT-A	O-D-TOT	PF	A	TO	BLK	STL	PTS
Trinity (Texas)	11/9/21	* 25:12	6-12	3-5	4-4	1-0-1	1	2	0	0	2	19	
at Oklahoma	11/12/21	* 24:42	3-15	1-4	3-4	0-3-3	0	0	1	0	1	10	
Texas A&M Commerce	11/15/21	* 31:50	6-16	1-4	0-0	1-1-2	2	4	6	1	1	13	
Denver*	11/16/21	* 34:02	10-19	5-9	2-3	1-3-4	1	1	1	0	3	27	
IUPUI*	11/17/21	* 34:49	3-14	2-7	1-2	1-0-1	0	4	1	0	0	9	
Texas A&M-Corpus Christi*	11/21/21	* 31:38	7-16	3-6	4-4	1-3-4	3	3	4	0	3	21	
Lamar	11/24/21	* 33:20	4-8	1-3	4-4	0-3-3	0	4	2	0	1	13	
St. Mary's (Texas)	11/29/21	* 19:26	2-7	1-1	0-0	0-3-3	0	3	4	0	0	5	
at Grand Canyon	12/2/21	* 30:02	3-13	2-8	0-0	3-0-3	3	2	3	0	1	8	
Sam Houston	12/11/21	* 34:00	6-14	2-6	2-2	1-3-4	2	3	4	0	1	16	
UTRGV	12/17/21	DNP											
at Illinois State	12/21/21	DNP											
at UAB*	1/1/22	* 20:00	3-10	2-7	1-2	0-0-0	3	0	2	0	0	9	
Dallas Christian College	1/3/22	* 17:51	5-13	5-10	2-2	0-1-1	0	2	2	1	2	17	
Southern Miss*	1/6/22	* 30:27	7-18	3-8	6-7	1-4-5	2	0	2	0	1	23	
Louisiana Tech*	1/8/22	* 28:48	9-17	2-6	2-7	0-3-3	0	1	1	0	0	22	
at Old Dominion*	1/13/22	DNP											
at Charlotte*	1/15/22	DNP											
at UTEP*	1/20/22	DNP											
UTEP*	1/23/22	DNP											
FIU*	1/27/22	* 33:44	5-16	3-11	4-4	1-3-4	0	3	2	0	1	17	
Florida Atlantic*	1/29/22	* 36:23	7-24	3-9	21-2	2-1-3	2	3	4	0	0	19	
at Rice*	2/3/22	* 34:44	3-17	1-6	3-4	0-3-3	1	9	2	1	0	10	
at North Texas*	2/5/22	* 28:30	5-17	2-9	3-3	0-0-0	2	1	6	0	0	15	
at Middle Tennessee*	2/7/22	* 31:15	7-17	3-9	2-2	0-2-2	0	1	3	0	2	19	
Western Kentucky*	2/12/22	DNP											
at Southern Miss*	2/17/22	9:20	0-3	0-1	0-0	0-0-0	2	2	0	0	0	0	
at Louisiana Tech*	2/19/22	10:29	0-5	0-4	0-0	0-0-0	1	0	1	0	0	0	
UAB*	2/24/22	DNP											
North Texas*	3/3/22	DNP											
Rice*	3/5/22	DNP											
vs. Southern Miss%	3/8/22	DNP											

* - 210 San Antonio Shootout * - Conference USA Game % - Conference USA Championships

2022-23 GAME-BY-GAME | JR. | PACIFIC

Opponent	Date	GS	MIN	FG-A	3FG-A	FT-A	O-D-TOT	PF	A	TO	BLK	STL	PTS	PPG
at Stanford	11/7/22	*	28:16	9-17	4-10	1-2	1-1-2	1	2	0	0	2	23	23.0
at North Dakota St.	11/13/22	*	25:49	5-9	0-1	6-7	1-1-2	2	2	1	0	1	16	19.5
at North Dakota	11/15/22	*	18:46	7-10	1-4	1-1	0-1-1	4	1	1	0	0	16	18.3
Cal State Fullerton	11/18/22	*	27:14	6-15	4-8	3-4	1-1-2	4	2	2	0	0	19	18.5
Mount St. Mary's*	11/22/22	*	25:40	6-15	0-3	3-3	0-0-0	3	1	1	0	1	15	17.8
Idaho	11/25/22	*	25:43	4-9	1-1	2-3	0-0-0	4	1	1	0	0	11	16.7
Cal Poly	11/28/22	*	22:04	2-6	1-3	0-0	0-2-2	1	2	2	0	0	5	15.0
at UC Davis	12/1/22		27:49	3-13	1-6	2-2	1-8-9	1	2	0	0	2	9	14.3
at UC Santa Barbara	12/3/22		23:57	3-12	1-6	1-2	0-1-1	3	2	3	0	0	8	13.6
Northern Arizona	12/6/22		17:47	1-3	1-3	2-2	1-0-1	2	1	3	0	0	5	12.7
Fresno State	12/10/22		24:38	5-11	3-7	3-4	1-2-3	3	1	2	0	1	16	13.0
Cal State East Bay	12/11/22		20:30	1-6	1-4	0-0	1-4-5	0	4	2	0	0	3	12.2
Stanislaus State	12/13/22		19:14	2-5	2-4	4-4	0-4-4	2	2	1	0	0	10	12.0
San Jose State	12/17/22		13:28	0-2	0-2	1-2	0-1-1	0	1	1	0	1	1	11.2
at Lamar	12/20/22		18:29	1-6	1-4	0-0	0-2-2	2	0	2	0	0	3	10.7
BYU*	12/29/22		7:25	0-3	0-1	0-0	0-0-0	0	0	0	0	0	0	10.0
LMU*	12/31/22		17:40	3-9	0-3	5-5	0-4-4	2	2	1	0	0	11	10.1
at San Diego*	1/5/23		12:19	0-3	0-1	0-0	0-1-1	1	0	1	0	0	0	9.5
at Pepperdine*	1/7/23		12:38	2-5	0-2	0-0	0-1-1	3	1	1	0	0	4	9.2
Santa Clara*	1/14/23		15:40	3-8	1-2	3-3	1-1-2	2	0	0	0	1	10	9.3
at San Francisco*	1/19/23		19:17	4-9	3-6	0-0	1-2-3	0	1	0	0	2	11	9.3
#6 Gonzaga*	1/21/23		18:04	5-10	0-3	7-7	0-3-3	1	2	2	0	1	17	9.7
at Santa Clara*	1/28/23		19:56	2-5	2-3	2-2	0-4-4	4	4	1	0	0	8	9.6
Pepperdine*	2/2/23		17:42	3-8	0-3	4-4	1-1-2	2	3	0	0	2	10	9.6
at BYU*	2/4/23		18:44	4-13	1-3	2-2	4-7-11	3	1	2	0	0	11	9.7
at Portland*	2/9/23		19:34	4-8	2-5	0-0	1-1-2	2	2	2	0	0	10	9.7
San Diego*	2/11/23		22:23	9-13	5-7	2-2	1-4-5	3	3	1	0	1	25	10.3
San Francisco*	2/16/23		18:42	4-8	1-3	0-0	0-2-2	1	0	4	0	2	9	10.2
at LMU*	2/18/23		18:03	5-6	3-3	0-0	0-0-0	1	0	0	0	0	13	10.3
at #15 Saint Mary's*	2/23/23		18:26	3-7	1-4	4-4	1-2-3	3	0	1	0	0	11	10.3
Portland*	2/25/23		28:40	2-6	1-4	6-6	0-4-4	4	6	1	0	0	11	10.4
Pepperdine%	3/2/23		17:50	4-5	0-1	4-6	0-3-3	0	1	2	0	0	12	10.4
San Francisco%	3/3/23		18:05	2-5	1-3	2-4	0-1-1	3	0	0	0	0	7	10.3

* - California Thanksgiving Jam * - WCC Game % - WCC Tournament

2023-24 GAME-BY-GAME | SR. | UTSA

Opponent	Date	GS	MIN	FG-A	3FG-A	FT-A	O-D-TOT	PF	A	TO	BLK	STL	PTS
Western Illinois	11/6/23	DNP											
at Minnesota	11/10/23	DNP											
at Lamar	11/14/23	DNP											
at Texas State	11/17/23	DNP											
at Houston Christian	11/20/23	DNP											
Jacksonville State*	11/24/23	DNP											
Incarnate Word*	11/25/23	DNP											
Lamar	11/30/23	DNP											
Arkansas-Forest Smith	12/20/23	DNP											
at Little Rock	12/15/23	DNP											
at Oregon State	12/17/23	25:10	5-11	1-3	0-0	0-5-5	1	7	4	0	1	11	
Army	12/21/23	21:14	1-7	0-1	0-0	1-2-3	1	1	2	0	0	2	
Prairie View A&M	12/28/23	26:07	7-11	2-5	6-8	0-3-3	1	8	4	0	0	22	</



1 Mikey WILLIAMS

Guard / Redshirt Freshman / 6-3 / 193
San Diego, Calif. / San Ysidro / Memphis

X @THAREAL1_
@mikey

FRESHMAN (2023-24, AT MEMPHIS)

- Did not see game action, earning a redshirt

PREP

- Played at San Ysidro for his senior season where he posted 23.8 points, 9.2 assists and 3.2 rebounds per game, per MaxPreps
- Spent his sophomore and junior seasons at Lake Norman Christian
- Named MaxPreps National Freshman of the Year at San Ysidro, posting a stat line of 29.9 points, 6.7 rebounds and 4.9 assists per game, per MaxPreps
- Scored 46 points in his high school debut on Nov. 20, 2019
- Tallied a career-high 77 points with nine three-point makes on Dec. 13 in a 116-52 win over Kearny High School
- Tabbed as a four-star recruit coming out of high school, ranking No. 39 in the country and No. 8 in California, according to 247Sports
- His 0.9809 compisite ranking out of high school would be the second highest for a UCF recruit, had he committed straight to UCF
- His mom, Charisse, was a softball player at Kearny High School before going to Hampton University to play at the collegiate level while his dad, Mahlon, was a basketball player at Sweetwater High School



COLLEGE PATH

2023-24: Freshman - Memphis
2024-25: Redshirt Freshman - UCF

CAREER HIGHS

Points	-	-
Rebounds	-	-
Assists	-	-
Steals	-	-
Blocks	-	-
FGs Made	-	-
FGs Attempted	-	-
3-Pt. FGs Made	-	-
3-Pt. FGs Attempted	-	-
FTs Made	-	-
FTs Attempted	-	-

2023-24 GAME HIGHS

Points	-	-
Rebounds	-	-
Assists	-	-
Steals	-	-
Blocks	-	-
FGs Made	-	-
FGs Attempted	-	-
3-Pt. FGs Made	-	-
3-Pt. FGs Attempted	-	-
FTs Made	-	-
FTs Attempted	-	-

DID YOU KNOW?

Major: Business Communications
Favorite pro athlete: Rob Dillingham
Favorite pro team: Minnesota Timberwolves
Pre-game ritual: Doesn't eat before games
Favorite movie(s): Friday, Gridiron Gang
Favorite music artist(s): NBA Young Boy, NoCap, D Five
Favorite food: Fresh caught, fried fish that he caught
Second favorite sport: Football
Favorite off-day activity: Fishing
Fun fact: Loves animals, favorites are Nigerian Dwarf goats, sharks
Hidden talent: Makes music

MISCELLANEOUS

	2023-24	Career
10+ Points	-	-
20+ Points	-	-
30+ Points	-	-
5+ Rebounds	-	-
10+ Rebounds	-	-
3+ Three Pointers	-	-
5+ Assists	-	-
3+ Steals	-	-
3+ Blocks	-	-
Double-Doubles	-	-

Career Stats

SEASON	TEAM	GP	GS	MIN	AVG	FG	FGA	PCT	3FG	3FGA	PCT	FT	FTA	PCT	OFF	DEF	TOT	RPG	PF	FO	A	APG	TO	BLK	STL	PTS	PPG
2023-24	Memphis	0	0	0	-	0	0	-	0	0	-	0	0	-	0	0	0	-	0	0	0	-	0	0	0	0	-
TOTAL		0	0	0	-	0	0	-	0	0	-	0	0	-	0	0	0	-	0	0	0	-	0	0	0	0	-


1 / Mikey Williams

2023-24 GAME-BY-GAME | FR. | MEMPHIS

Opponent	Date	GS	MIN	FG-A	3FG-A	FT-A	O-D-TOT	PF	A	TO	BLK	STL	PTS	PPG
Jackson State	11/6/23		DNP											
at Missouri	11/10/23		DNP											
Alabama State	11/17/23		DNP											
vs. Michigan*	11/22/23		DNP											
vs. #20/- Arkansas*	11/23/23		DNP											
vs. Villanova*	11/24/23		DNP											
at Ole Miss	12/2/23		DNP											
at VCU	12/6/23		DNP											
at #21/19 Texas A&M	12/10/23		DNP											
#13/11 Clemson	12/16/23		DNP											
#22/20 Virginia	12/19/23		DNP											
Vanderbilt	12/23/23		DNP											
Austin Peay	12/30/23		DNP											
at Tulsa*	1/4/24		DNP											
SMU*	1/7/24		DNP											
UTSA*	1/10/24		DNP											
at Wichita State*	1/14/24		DNP											
South Florida*	1/18/24		DNP											
at Tulane*	1/21/24		DNP											
at UAB*	1/29/24		DNP											
Rice*	1/31/24		DNP											
Wichita State*	2/3/24		DNP											
at Temple*	2/8/24		DNP											
Tulane*	2/11/24		DNP											
at North Texas*	2/15/24		DNP											
at SMU*	2/18/24		DNP											
Charlotte*	2/21/24		DNP											
Florida Atlantic*	2/25/24		DNP											
at ECU*	2/29/24		DNP											
UAB*	3/3/24		DNP											
at Florida Atlantic*	3/9/24		DNP											
vs. Wichita State%	3/14/24		DNP											

* - Battle 4 Atlanta ** - American Athletic Conference Game % - AAC Championship





2 JJ TAYLOR

Forward / Sophomore / 6-8 / 196
Chicago, Ill. / San Ysidro / Memphis

X @jjtaylorXXIII
IG @jjtaylor23

FRESHMAN (2023-24, AT MEMPHIS)

- ✦ Played in three games, all off the bench and playing in six minutes
- ✦ Pulled in two rebounds, one each against No. 22 Virginia on Dec. 19 and Jackson State on Nov. 6

PREP

- ✦ Was tabbed as a four-star recruit out of San Ysidro High School and was ranked as the No. 86 player in the nation, according to 247Sports composite rankings; he was the No. 14 recruit in California and No. 20 at the small forward position
- ✦ His senior year saw him post 25.5 points, 7.3 rebounds and 1.8 blocks per game while at San Ysidro
- ✦ Spent his junior year at Donda Academy
- ✦ Averaged 28.3 points, 7.2 rebounds and 3.7 assists per game in his sophomore season at Kenwood Academy
- ✦ Played his freshman year at Morgan Park High School.



COLLEGE PATH

2023-24: Freshman - Memphis

2024-25: Sophomore - UCF

CAREER HIGHS

Points	-	-
Rebounds	1	2x, last vs. Virginia (12/19/23)
Assists	-	-
Steals	-	-
Blocks	-	-
FGs Made	-	-
FGs Attempted	-	-
3-Pt. FGs Made	-	-
3-Pt. FGs Attempted	-	-
FTs Made	-	-
FTs Attempted	-	-

2023-24 GAME HIGHS

Points	-	-
Rebounds	1	2x, last vs. Virginia (12/19/23)
Assists	-	-
Steals	-	-
Blocks	-	-
FGs Made	-	-
FGs Attempted	-	-
3-Pt. FGs Made	-	-
3-Pt. FGs Attempted	-	-
FTs Made	-	-
FTs Attempted	-	-

DID YOU KNOW?

Major: Communication
Favorite pro athlete: Kevin Durant
Favorite pro team: Los Angeles Lakers
Pre-game ritual: Pray
Favorite TV show: Snowfall
Favorite music artist: Juice Wrld
Favorite food: Lamb Chop Pasta
Second favorite sport: Football
Favorite off-day activity: Roller skating
Fun fact: Makes music
Hidden talent: Fishing

MISCELLANEOUS

	2023-24	Career
10+ Points	-	-
20+ Points	-	-
30+ Points	-	-
5+ Rebounds	-	-
10+ Rebounds	-	-
3+ Three Pointers	-	-
5+ Assists	-	-
3+ Steals	-	-
3+ Blocks	-	-
Double-Doubles	-	-

Career Stats

SEASON	TEAM	GP	GS	MIN	AVG	FG	FGA	PCT	3FG	3FGA	PCT	FT	FTA	PCT	OFF	DEF	TOT	RPG	PF	FO	A	APG	TO	BLK	STL	PTS	PPG
2023-24	Memphis	3	0	6	2.0	0	0	-	0	0	-	0	0	-	0	2	2	0.7	0	0	0	0.0	0	0	0	0	0.0
TOTAL		3	0	6	2.0	0	0	-	0	0	-	0	0	-	0	2	2	0.7	0	0	0	0.0	0	0	0	0	0.0

2 / JJ Taylor

2023-24 GAME-BY-GAME | FR. | MEMPHIS

Opponent	Date	GS	MIN	FG-A	3FG-A	FT-A	O-D-TOT	PF	A	TO	BLK	STL	PTS	PPG
Jackson State	11/6/23		1:32	0-0	0-0	0-0	0-1-1	0	0	0	0	0	0	0.0
at Missouri	11/10/23		DNP											
Alabama State	11/17/23		2:04	0-0	0-0	0-0	0-0-0	0	0	0	0	0	0	0.0
vs. Michigan*	11/22/23		DNP											
vs. #20/- Arkansas*	11/23/23		DNP											
vs. Villanova*	11/24/23		DNP											
at Ole Miss	12/2/23		DNP											
at VCU	12/6/23		DNP											
at #21/19 Texas A&M	12/10/23		DNP											
#13/11 Clemson	12/16/23		DNP											
#22/20 Virginia	12/19/23		1:40	0-0	0-0	0-0	0-1-1	0	0	0	0	0	0	0.0
Vanderbilt	12/23/23		DNP											
Austin Peay	12/30/23		DNP											
at Tulsa*	1/4/24		DNP											
SMU*	1/7/24		DNP											
UTSA*	1/10/24		DNP											
at Wichita State*	1/14/24		DNP											
South Florida*	1/18/24		DNP											
at Tulane*	1/21/24		DNP											
at UAB*	1/29/24		DNP											
Rice*	1/31/24		DNP											
Wichita State*	2/3/24		DNP											
at Temple*	2/8/24		DNP											
Tulane*	2/11/24		DNP											
at North Texas*	2/15/24		DNP											
at SMU*	2/18/24		DNP											
Charlotte*	2/21/24		DNP											
Florida Atlantic*	2/25/24		DNP											
at ECU*	2/29/24		DNP											
UAB*	3/3/24		DNP											
at Florida Atlantic*	3/9/24		DNP											
vs. Wichita State%	3/14/24		DNP											

* - Battle 4 Atlantis * - American Athletic Conference Game % - AAC Championship





3 Darius JOHNSON

Guard / Senior / 6-1 / 200
Boyd, Md. / Episcopal (Va.)

X @dariusjohnson3
IG @dariusjohnson3

JUNIOR (2023-24)

- Named All-Big 12 Honorable Mention
- Played in all 33 of UCF's games during the season, earning a starting nod in 32 contests and playing in a team-high 1,078 minutes
- Finished the year second on the team in scoring, averaging 15.2 points per game which set a new career high
- Was the team's leading scorer in UCF's inaugural Big 12 Conference schedule, posting 15.1 points per contest across 18 league games
- Shot a career best from the field and beyond the three-point line, recording a 40.7% clip (159-for-391) from the floor and a 39.4% mark (71-for-180) from beyond the arc
- Averaged 2.21 steals per game, a mark that ranked second in the Big 12 and 18th nationally at season's end
- Recorded a career-high 73 steals on the year, a mark that ranked fourth in the Big 12 and 18th nationally at season's end
- Also recorded career highs in assists with 123 and total rebounds with 110
- Set a new career-high with 33 points at TCU on Mar. 9 after setting or tying a new career high three previous times throughout the year; also pulled in a career-high nine rebounds in the game against TCU as well as tied a career high with 10 free throws made
- Made a career-best six three pointers in UCF's Big 12 Conference Championship Second Round contest against BYU on Mar. 13, finishing the day with 32 points
- Had an 11-game streak with two or more steals from Jan. 27-Mar. 6, including six instances of snatching exactly four steals during the streak
- Earned a double-double against No. 18 Baylor on Jan. 31, scoring 23 points and earning 10 assists, which tied his career-high in assists
- Led UCF in assists in 20 games, led in steals in 19 instances and led in scoring on 15 occasions
- Earned double-digit points in 28 games, including doing so for the final 14 games of the campaign
- Recorded seven 20-point games, including scoring 30 points on two occasions
- Had 13 games with three or more steals
- Had 11 games with three or more three-pointers
- Had eight games with five or more assists
- Finished the campaign ranking eighth on UCF's career assists list with 318
- Finished the campaign ranking seventh on UCF's career steals list with 158
- Finished the campaign ranking eighth on UCF's career free throw percentage list with a mark of 80.4%

SOPHOMORE (2022-23)

- Played in 25 games, starting in 22 and playing 773 minutes
- Averaged 10.0 points, 4.2 assists and 3.0 rebounds per game
- Was the team's fourth-leading scorer with his 10.0 points per game
- Was the team's leading free throw shooter at 86.0% (43-for-50)
- Scored double-digit points in 14 games, including five games with 15 or more points
- Tallied 106 assists and 55 steals
- Shot 38.5% (89-for-231) from the field and 26.9% (28-for-104) from three point range
- Missed the first five games due to injury and then another four after sustaining a different injury at ECU (Jan. 4)
- Netted a career-high 24 points at home against Miami (Nov. 27) in just his second game back after returning from injury
- Tallied a career-high 10 assists twice, doing it first vs. Stetson (Dec. 21) and then again vs. Tulsa (Feb. 11)
- His two games with 10 assists resulted in double-doubles, scoring 16 points against Stetson and 13 against Tulsa
- Snatched a career-high seven steals at Wichita State (Feb. 8)
- Made a career-high nine field goals against Miami (Nov. 27) and attempted a career-high 17 shots at Ole Miss (Dec. 14)
- Was named to the American Athletic Conference's Weekly Honor Roll twice (Dec. 26, Feb. 13)
- Had 10 straight games with a steal to begin his season after returning from injury; did not tally a steal in just four of his 25 games

CAREER HONORS

All-Big 12 Honorable Mention

2023-24

AAC All-Freshman Team

2021-22

2x AAC Rookie of the Week

Jan. 24, 2022; Feb. 21, 2022

2x AAC Weekly Honor Roll

Dec. 26 2022; Feb. 13, 2023

COLLEGE PATH

2021-22: Freshman - UCF

2022-23: Sophomore - UCF

2023-24: Junior - UCF

2024-25: Senior - UCF

CAREER HIGHS

Points	33	at TCU (3/9/24)
Rebounds	9	at TCU (3/9/24)
Assists	10	3x, last vs. Baylor (1/31/24)
Steals	7	at Wichita State (2/8/23)
Blocks	1	6x, last vs. Oklahoma State (3/12/24)
FGs Made	12	vs. BYU (3/13/24)
FGs Attempted	23	at West Virginia (2/20/24)
3-Pt. FGs Made	6	vs. BYU (3/13/24)
3-Pt. FGs Attempted	15	at West Virginia (2/20/24)
FTs Made	10	2x, last at TCU (3/9/24)
FTs Attempted	12	vs. Charlotte (11/20/23)

2023-24 GAME HIGHS

Points	33	at TCU (3/9/24)
Rebounds	9	at TCU (3/9/24)
Assists	10	Baylor (1/31/24)
Steals	5	Ole Miss (12/10/23)
Blocks	1	3x, last vs. Oklahoma State (3/12/24)
FGs Made	12	vs. BYU (3/13/24)
FGs Attempted	23	at West Virginia (2/20/24)
3-Pt. FGs Made	6	vs. BYU (3/13/24)
3-Pt. FGs Attempted	15	at West Virginia (2/20/24)
FTs Made	10	2x, last at TCU (3/9/24)
FTs Attempted	12	vs. Charlotte (11/20/23)

DID YOU KNOW?

Major: Hospitality

Favorite pro athlete(s): Damian Lillard, Kevin Durant, Steph Curry

Favorite pro team: Washington Commanders

Pre-game ritual: Nap

Favorite movie(s): Rush Hour

Favorite TV show: Power

Favorite music artist: Youngboy

Favorite food: Chicken

Second favorite sport: Football

Favorite off-day activity: Sleep

Fun fact: Used to play lacrosse

Hidden talent: Can sing

MISCELLANEOUS

	2023-24	Career
10+ Points	28	50
20+ Points	7	8
30+ Points	2	2
5+ Rebounds	8	25
10+ Rebounds	-	-
3+ Three Pointers	11	16
5+ Assists	8	24
3+ Steals	13	24
3+ Blocks	-	-
Double-Doubles	1	3

Career Stats

SEASON	TEAM	GP	GS	MIN	AVG	FG	FGA	PCT	3FG	3FGA	PCT	FT	FTA	PCT	OFF	DEF	TOT	RPG	PF	FO	A	APG	TO	BLK	STL	PTS	PPG
2021-22	UCF	30	13	709	23.6	64	195	.328	26	87	.299	39	53	.736	16	84	100	3.3	62	2	89	3.0	59	1	30	193	6.4
2022-23	UCF	25	22	773	30.9	89	231	.385	28	104	.269	43	50	.860	17	59	76	3.0	65	4	106	4.2	61	2	55	249	10.0
2023-24	UCF	33	32	1,077	32.6	159	391	.407	71	180	.394	111	137	.810	17	93	110	3.3	99	6	123	3.7	92	3	73	500	15.2
TOTAL		88	67	2,599	29.1	312	817	.382	125	371	.337	193	240	.804	50	236	286	3.3	226	12	318	3.6	212	6	158	942	10.7

3 / Darius Johnson

FRESHMAN (2021-22)

- Named to American Athletic Conference All-Freshman team
- Saw action in all 30 games for the Knights, the only freshman and one of just four players on the team to do so
- Twice named American Athletic Conference Freshman of the Week on Jan. 24 and Feb. 21
- Started the last 11 games of the season, averaging 8.6 points, 4.9 rebounds, 4.8 assists and 1.6 steals per game over that stretch.
- On the season, shot 32.8 percent from the field and 29.9 percent from three-point range
- Finished third on the team with 30 steals and was second among Knights with 89 assists
- vs. South Florida (Mar. 10): Notched a career-high four steals and added 10 points, four assists and five rebounds to help UCF take down the Bulls in the first round of the AAC Tournament
- at Tulsa (Mar. 6): Posted a career-high nine assists to go along with seven points and five rebounds
- at Tulane (Mar. 3): Led UCF with 15 points while adding two steals and two assists
- vs ECU (Feb. 20): Tallied eight rebounds and six assists, both career-highs, to go along with eight points in win over the Pirates
- at No. 14 Houston (Feb. 17): Led all Knights with 12 points, five assists, six rebounds and three steals
- vs Tulsa (Feb. 14): Posted 14 points, a team-high five assists and added two steals to help UCF to victory
- vs Tulane (Jan. 22): Notched a career-high 17 points, seven rebounds, and four assists in win
- at ECU (Jan. 18): Posted 16 points on a career-high four made threes in UCF's 92-85 comeback win
- vs Memphis (1/12): Posted 12 points as well as three assists and two rebounds in 74-64 win over Tigers
- vs N.C. A&T (Dec. 11): Set career-high with six rebounds in 83-68 win
- Made collegiate debut on Nov. 10 in 69-59 win over Robert Morris; added three rebounds and two assists in debut

HIGH SCHOOL

- Earned four stars from both Rivals and ESPN
- Ranked as the 108th best player in the country by Rivals
- Also ranked as high as the 18th best point guard in the nation and fourth best player out of Virginia
- Averaged 21 points, six rebounds and three assists per game as a junior at Episcopal High School in Alexandria, Va.
- Led his team to an 18-7 record and a trip to the Interstate Athletic Conference Championship game
- Earned All-VISAA (Virginia Independent Schools Athletic Association) Division I honors and second-team Washington Post All-Met

PERSONAL

- Son of UCF's Special Assistant to the Head Coach, Kelvin Johnson
- Darius' brother, Xavier, finished his five-year collegiate career with a bang, scoring 22.2 points per game with Southern Illinois. The guard was named NABC All-District First Team, First Team All-Missouri Valley Conference and captain of the Most Improved Player Unit by the Missouri Valley Conference. Xavier spent his final two seasons with the Salukis after playing for George Mason for the first three seasons of his career.



2022-23 GAME-BY-GAME | SOPHOMORE

Opponent	Date	GS	MIN	FG-A	3FG-A	FT-A	O-D-TOT	PF	A	TO	BLK	STL	PTS	PPG
UNC Asheville	11/7/22		DNP											
Florida State	11/11/22		DNP											
Western Illinois	11/14/22		DNP											
vs. Oklahoma State*	11/18/22		DNP											
vs. Santa Clara*	11/20/22		DNP											
Evansville	11/23/22		13:32	1-2	0-0	0-0	0-3-3	2	4	2	0	2	2	2.0
Miami	11/27/22		28:18	9-15	2-5	4-4	0-1-1	1	1	4	0	2	24	13.0
Samford	12/4/22		28:18	3-10	0-2	6-7	1-2-3	5	5	1	0	2	12	12.7
Tarleton	12/11/22	*	28:42	0-5	0-2	3-4	0-2-2	3	5	5	0	2	3	10.3
at Ole Miss	12/14/22	*	36:28	4-17	2-7	0-1	1-3-4	2	3	2	0	2	10	10.2
vs. Missouri!	12/17/22	*	36:50	4-9	2-4	2-2	0-3-3	1	6	2	0	6	12	10.5
Stetson	12/21/22	*	36:12	7-11	2-6	0-0	0-2-2	0	10	1	0	1	16	11.3
Wichita State*	12/28/22	*	37:53	4-10	1-5	6-6	2-3-5	2	2	3	0	4	15	11.8
at #3/3 Houston*	12/31/22	*	37:26	5-12	1-6	6-6	1-7-8	5	4	5	1	3	17	12.3
at ECU*	1/4/23	*	24:40	3-8	1-2	0-0	0-1-1	2	3	1	0	1	7	11.8
SMU*	1/8/23		DNP											
Memphis*	1/11/23		DNP											
at Tulane*	1/14/23		DNP											
at South Florida*	1/21/23		DNP											
#3/3 Houston*	1/25/23	*	32:15	3-11	0-4	3-3	0-0-0	3	3	3	1	0	9	11.5
Temple*	1/28/23	*	37:53	3-11	2-5	4-6	1-3-4	5	4	1	0	2	12	11.6
at Cincinnati*	2/4/23	*	34:51	4-12	2-7	2-2	2-3-5	4	3	4	0	1	12	11.6
at Wichita State*	2/8/23	*	38:21	4-12	2-5	2-2	4-3-7	2	4	0	0	7	12	11.6
Tulsa*	2/11/23	*	29:49	5-10	3-6	0-0	0-1-1	3	10	0	0	0	13	11.7
at Memphis*	2/16/23	*	38:20	5-12	2-5	0-0	2-4-6	2	8	5	0	5	12	11.8
Cincinnati*	2/19/23	*	29:49	3-7	2-5	0-0	0-0-0	3	2	1	0	1	8	11.5
South Florida*	2/22/23	*	18:35	1-4	0-3	0-0	0-0-5	2	3	0	0	0	2	11.0
at Tulsa*	2/26/23	*	25:02	0-1	0-1	0-0	0-1-1	3	5	3	0	3	0	10.4
at Temple*	3/2/23	*	33:36	2-6	1-5	0-0	0-1-1	3	3	1	0	0	5	10.2
ECU*	3/5/23	*	30:05	5-8	0-2	0-0	0-1-1	1	4	1	0	1	10	10.1
vs. SMU*	3/9/23	*	20:23	4-8	1-3	0-0	0-3-3	2	5	2	0	2	9	10.1
vs. Memphis*	3/10/23	*	36:24	6-16	2-7	1-2	3-2-5	5	4	8	0	1	15	10.3
at Florida#	3/15/23	*	27:43	2-5	0-2	0-0	0-3-3	1	3	4	0	5	4	10.0
at Oregon#	3/19/23	*	23:30	2-9	0-5	4-5	0-2-2	3	2	2	0	2	8	10.0

* - Baha Mar Hoops Bahamas Classic / - Autonation Orange Bowl Basketball Classic ** - AAC Game % - AAC Championship # - National Invitation Tournament

2023-24 GAME-BY-GAME | JUNIOR

Opponent	Date	GS	MIN	FG-A	3FG-A	FT-A	O-D-TOT	PF	A	TO	BLK	STL	PTS	PPG
FIU	11/6/23	*	31:19	5-12	3-8	2-4	1-3-4	3	2	6	0	2	15	15.0
at #13/13 Miami	11/10/23	*	36:37	6-16	1-6	0-0	1-1-2	2	1	5	0	1	13	14.0
Cal St. Fullerton	11/16/23	*	31:51	1-6	1-2	0-0	0-4-4	1	3	2	0	1	3	10.3
vs. South Dakota St.*	11/19/23	*	34:00	4-10	0-3	3-5	0-3-3	4	4	2	0	4	11	10.5
vs. Charlotte*	12/10/23	*	40:00	7-20	1-6	10-12	0-6-6	2	4	5	0	3	25	13.5
Stetson	11/26/23	*	36:33	4-13	1-4	6-6	1-4-5	4	7	4	0	2	15	13.7
Lipscomb	12/2/23	*	30:30	7-12	3-6	2-2	0-5-5	2	3	3	0	2	19	14.4
Jacksonville	12/6/23	*	11:47	2-5	2-4	0-0	0-1-1	4	3	0	0	0	6	13.4
Ole Miss	12/10/23	*	35:41	9-16	2-5	5-8	0-1-1	2	3	4	1	5	25	14.7
Maine	12/18/23		22:25	5-6	4-4	2-2	0-2-2	1	3	2	0	1	16	14.8
Florida A&M	12/21/23	*	36:50	4-11	2-7	3-4	1-0-1	1	5	1	0	0	13	14.6
Bethune-Cookman	12/29/23	*	24:12	3-7	2-4	2-2	0-2-2	1	3	2	0	1	16	14.3
at Kansas State*	1/6/24	*	28:46	3-8	2-4	2-2	2-1-3	5	2	5	1	3	10	13.9
#3/3 Kansas*	1/10/24	*	38:29	5-10	3-6	4-5	1-1-2	2	6	7	0	3	17	14.1
#18/17 BYU*	1/13/24	*	38:27	6-18	2-6	4-5	0-2-2	2	2	3	0	2	18	14.4
at Texas*	1/17/24	*	36:28	4-8	3-6	0-0	0-3-3	3	4	2	0	1	11	14.2
at #5/5 Houston*	1/20/24	*	31:49	0-6	0-2	3-4	0-3-3	4	3	5	0	0	3	13.5
West Virginia*	1/23/24	*	34:01	1-8	1-6	4-4	0-4-4	1	2	2	0	1	7	13.2
at Cincinnati*	1/27/24	*	33:58	1-9	0-3	0-0	0-1-1	4	3	2	0	4	2	12.6
#18/18 Baylor*	1/31/24	*	36:10	9-12	5-7	0-2	1-6-7	5	10	4	0	2	23	13.1
#23/24 Oklahoma*	2/3/24	*	32:30	2-8	1-3	9-10	0-3-3	2	8	2	0	4	14	13.1
at #23/23 Texas Tech*	2/10/24	*	33:37	4-13	1-5	5-5	1-1-2	5	3	2	0	2	14	13.2
at #19/17 BYU*	2/13/24	*	24:21	6-11	2-4	6-6	0-1-1	5	3	1	0	3	20	13.5
Cincinnati*	2/17/24	*	29:46	6-17	2-5	2-3	0-4-4	3	5	2	0	4	16	13.6
at West Virginia*	2/20/24	*	36:00	10-23	5-15	4-6	0-2-2	4	4	1	0	4	29	14.2
#23/23 Texas Tech*	2/24/24	*	32:35	5-14	3-7	3-4	2-1-3	1	5	0	0	4	16	14.3
at Oklahoma State*	2/28/24	*	34:51	4-11	1-5	6-7	0-5-5	3	1	2	0	2	15	14.3
#8/6 Iowa State*	3/2/24	*	32:18	3-12	0-7	4-5	0-2-2	4	2	6	0	4	10	14.1
#1/1 Houston*	3/6/24	*	33:38	5-13	2-4	2-3	1-4-5	4	3	2	0	2	14	14.1
at TCU*	3/9/24	*	35:42	9-13	5-6	10-10	3-6-9	5	2	2	0	1	33	14.8
vs. Oklahoma State%	3/12/24	*	32:15	3-10	3-5	2-2	0-6-6	0	5	0	1	1	11	14.6
vs. #20/21 BYU%	3/13/24	*	37:35	12-22	6-8	2-2	1-2-3	3	3	1	0	4	32	15.2
South Florida#	3/19/24	*	32:25	4-11	2-7	4-7	1-3-4	5	4	4	0	0	14	15.2

* - Jacksonville Classic ** - Big 12 Conference Game % - Big 12 Conference Championship # - National Invitation Tournament

2021-22 GAME-BY-GAME | FRESHMAN

Opponent	Date	GS	MIN	FG-A	3FG-A	FT-A	O-D-TOT	PF	A	TO	BLK	STL	PTS	PPG
Robert Morris	11/10/21		24:00	1-4	0-2	0-0	1-2-3	2	2	2	0	3	2	2.0
at Miami	11/13/21	*	19:59	0-3	0-1	2-2	2-2-4	5	0	2	0	0	2	2.0
Jacksonville	11/16/21		13:56	0-2	0-0	0-0	0-0-0	0	2	0	0	1	0	1.3
at Evansville	11/20/21		15:05	1-3	0-0	0-0	0-1-1	1	1	1	0	0	2	1.5
Oklahoma	11/27/21		7:41	1-1	0-0	0-0	0-0-0	3	0	0	0	1	2	1.6
at #21/20 Auburn	12/1/21		3:20	0-0	0-0	0-0	0-0-0	0	0	1	0	0	0	1.3
Bethune-Cookman	12/5/21		19:50	0-2	0-2	0-0	0-2-2	0	3	3	0	1	0	1.1
North Carolina A&T	12/11/21		25:19	2-7	0-3	0-1	0-6-6	0	4	1	0	1	4	1.5
at Temple*	12/15/21		27:56	2-7	0-2	2-2	0-3-3	1	3	3	0	0	6	2.0
North Alabama	12/22/21		13:23	1-3	0-2	0-0	0-2-2	0	1	1	0	0	2	2.0
Michigan	12/30/21		20:35	2-3	0-0	0-0	0-3-3	2	4	1	0	0	4	2.2
at SMU*	1/2/22		21:45	3-6	0-0	0-1	0-3-3	3	2	2	0	0	6	2.5
Temple*	1/5/22		21:23	0-1	0-0	3-4	0-1-1	1	1	0	0	0	3	2.5
Memphis*	1/12/22		23:50	4-12	2-6	2-2	0-2-2	1	3	4	0	1	12	3.2
at South Florida*	1/15/22		25:28	3-8	1-5	1-2	0-2-4	4	3	3	1	3	8	3.5
at ECU*	1/18/22		25:34	5-9	4-6	2-3	0-4-4	2	2	3	0	0	16	4.3
Tulane*	1/22/22	*	34:01	4-11	3-6	6-7	0-7-7	2	4	3	0	1	17	5.1
at Wichita State*	1/26/22		20:22	4-11	2-5	2-2	0-1-1	5	1	2	0	0	12	5.4
#7/9 Houston*	1/29/22		18:06	0-2	0-0	0-0	0-2-2	0	0	1	0	0	0	5.2
South Florida*	2/3/22	*	19:09	2-3	0-1	0-0	1-4-5	4	0	4	0	0	4	5.1
at Memphis*	2/5/22	*	32:42	2-12	0-4	2-2	2-2-4	1	5	3	0	1	6	5.1
Wichita State*	2/8/22	*	22:30	1-8	0-3	3-3	2-1-3	3	5	1	0	2	5	5.1
Tulsa*	2/14/22	*	27:54	5-12	1-4	3-5	2-3-5	1	5	3	0	2	14	5.5
at #14/15 Houston*	2/17/22	*	38:55	3-11	2-6	4-6	2-4-6	4	5	2	0	3	12	5.8
ECU*	2/20/22	*	36:16	3-6	2-3	0-0	0-8-8	2	6	2	0	0	8	5.9
Cincinnati*	2/23/22	*	33:54	4-11	0-3	0-2	2-5-7	2	5	2	0	1	8	6.0
at Tulane*	3/5/22	*	31:01	3-11	3-9	6-7	0-1-1	2	2	2	0	2	15	6.3
at Tulsa*	3/6/22	*	29:54	3-7	1-4	0-0	0-5-5	4	9	2	0	2	7	6.3
vs. South Florida*	3/10/22	*	31:23	3-12	3-6	1-2	1-4-5	3	4	1	0	4	10	6.4
vs. Memphis*	3/11/22	*	33:48	2-7	2-4	0-0	1-4-5	4	7	4	0	1	6	6.4



4 Keyshawn HALL

Guard/Forward / Junior / 6-7 / 235
Cleveland, Ohio / Denver Prep / George Mason/UNLV

X @xkeyv2
IG @xkeyv

SOPHOMORE (2023-24, AT GEORGE MASON)

- Named NABC First Team All-District
- Named All-Atlantic 10 Second Team
- Named A-10 Co-Player of the Week on Nov. 20
- Put together a breakout regular season for the Green & Gold while ranking fourth in the A-10 in scoring in league play (18.1 ppg)
- Was just one of 14 players in the nation to average 17+ points, 8+ rebounds and 1.5+ assists on the year
- Led the A-10 in both defensive rebounding (7.2 drpg) and overall rebounding (8.4 rpg) while ranking second in double-doubles (nine)
- Also ranked fourth in the league in free throw percentage in conference play (.880) and was seventh in overall field goal percentage (.478)
- Notched 10+ points in 22 of the 29 games he played and tallied 20+ points in 10 contests
- Team highs in points (29), rebounds (12) and assists (three) vs. Cornell on Nov. 15
- Notched 21 points and 15 rebounds on Nov. 20 vs. South Dakota State, registering just the ninth 20+ point/15+ rebound performance by a George Mason player since 2010
- His 36-point, 12-rebound game vs. Bridgewater (Va.) was only the second 30+/10+ effort by a Patriot since 2010
- Had game highs in points (27, 10-17 FG) and rebounds (10) to go along with three assists at La Salle on Jan. 3
- Recorded a game-high 25 points (9-17 FG), two steals at UMass on Feb. 3
- Compiled team-highs in points (20), rebounds (eight) vs. Loyola Chicago on Feb. 7
- Posted a game-high 25 points (3-5 3pt, 10-11 FT) at Davidson on Feb. 10, with 23 of the 25 total points coming in the second half
- Had game highs in points (20), rebounds (12), blocks (two) vs. GW on Feb. 13.

FRESHMAN (2022-23, AT UNLV)

- Saw action in 17 games while averaging 5.7 points in just 10.8 minutes per contest
- Scored 10+ points in four of those contests, including a career-best 19-point performance at Utah State on January 17
- The Jan. 17 effort was part of a three-game stretch in which he scored 39 points in just 64 minutes while shooting 66.7 percent from the field
- Proved efficient throughout the season while shooting 47.9 percent overall and 50 percent from beyond the arc
- Helped the Rebels tally 19 wins in a highly-competitive Mountain West Conference which produced four NCAA Tournament teams.

PREP

- Attended Denver Prep in Colorado in 2021-22 where he averaged a league-leading 24 points to go along with five rebounds and five assists per contest while helping the Yetis to the conference championship game
- Prior to his prep year, he competed for Cleveland Heights High School and the Skill Factory in Georgia
- Played his AAU ball for Mid Ohio Pumas.

CAREER HONORS

NABC First Team All-District
2023-24
All-Atlantic 10 Second Team
2023-24
Atlantic 10 Co-Player of the Week
Nov. 20, 2023

COLLEGE PATH

2022-23: Freshman - UNLV
2023-24: Sophomore - George Mason
2024-25: Junior - UCF

CAREER HIGHS

Points	36	Bridgewater (Va.) (12/19/23)
Rebounds	15	vs. South Dakota St. (11/20/23)
Assists	4	3x, last vs. Rhode Island (1/27/24)
Steals	2	3x, last at UMass (2/3/24)
Blocks	2	George Washington (2/13/24)
FGs Made	15	Bridgewater (Va.) (12/19/23)
FGs Attempted	20	at Saint Joseph's (1/31/24)
3-Pt. FGs Made	3	at Saint Joseph's (1/31/24)
3-Pt. FGs Attempted	9	at Saint Joseph's (1/31/24)
FTs Made	10	2x, last at Davidson (2/10/24)
FTs Attempted	11	2x, last at Davidson (2/10/24)

2023-24 GAME HIGHS

Points	36	Bridgewater (Va.) (12/19/23)
Rebounds	15	vs. South Dakota St. (11/20/23)
Assists	4	3x, last vs. Rhode Island (1/27/24)
Steals	2	3x, last at UMass (2/3/24)
Blocks	2	George Washington (2/13/24)
FGs Made	15	Bridgewater (Va.) (12/19/23)
FGs Attempted	20	at Saint Joseph's (1/31/24)
3-Pt. FGs Made	3	4x, last vs. George Washington (2/13/24)
3-Pt. FGs Attempted	9	at Saint Joseph's (1/31/24)
FTs Made	10	2x, last at Davidson (2/10/24)
FTs Attempted	11	2x, last at Davidson (2/10/24)

DID YOU KNOW?

Major: Communication (business professional track)
Favorite pro athletes: James Harden, Carmelo Anthony
Favorite pro team: Cleveland Cavaliers
Pre-game ritual: Listen to Rod Wave and Adele
Favorite movies: Avengers Endgame, TAG
Favorite TV show: Power
Favorite music artists: Rod Wave, Drake, Adele
Favorite food: Mac & Cheese
Second favorite sport: Football
Favorite off-day activity: Gaming, amusement parks
Hidden talent: Lost 60 pounds in four months one time

MISCELLANEOUS

	2023-24	Career
10+ Points	22	26
20+ Points	10	10
30+ Points	1	1
5+ Rebounds	23	25
10+ Rebounds	10	10
3+ Three Pointers	4	4
5+ Assists	-	-
3+ Steals	-	-
3+ Blocks	-	-
Double-Doubles	9	9

Career Stats

SEASON	TEAM	GP	GS	MIN	AVG	FG	FGA	PCT	3FG	3FGA	PCT	FT	FTA	PCT	OFF	DEF	TOT	RPG	PF	FO	A	APG	TO	BLK	STL	PTS	PPG
2022-23	UNLV	18	0	194	10.8	35	73	.480	10	20	.500	17	25	.680	6	23	29	1.6	34	1	8	0.4	20	4	4	97	5.4
2023-24	George Mason	29	28	889	30.7	163	344	.474	41	115	.357	114	135	.844	32	202	234	8.1	61	0	42	1.4	68	9	12	481	16.6
TOTAL		47	28	1,082	23.0	198	417	.475	51	135	.378	131	160	.819	38	225	263	5.6	95	1	50	1.1	88	13	16	578	12.3

4 / Keyshawn Hall

2022-23 GAME-BY-GAME | FR. | UNLV

Opponent	Date	GS	MIN	FG-A	3FG-A	FT-A	O-D-TOT	PF	A	TO	BLK	STL	PTS	PPG
Southern	11/7/22		7:56	1-2	1-2	0-0	1-1-2	1	0	0	0	0	3	3.0
Incarnate Word	11/12/22		9:49	2-4	0-0	1-4	0-1-1	2	2	1	0	1	5	4.0
#21/23 Dayton	11/15/22		DNP											
High Point	11/18/22		DNP											
vs. South Illinois*	11/21/22		DNP											
vs. Minnesota*	11/23/22		DNP											
Life Pacific	11/26/22		20:56	4-11	1-2	0-0	1-6-7	2	2	1	1	0	9	5.7
at San Diego	12/3/22		2:40	1-2	1-1	2-2	0-0-0	0	0	0	0	0	5	5.5
at Hawaii	12/7/22		DNP											
vs. Washington State!	12/10/22		DNP											
San Francisco	12/11/22		DNP											
Southern Mississippi	12/22/22		3:59	0-0	0-0	0-0	0-0-0	0	0	1	0	1	0	4.4
at San Jose State*	12/28/22		DNP											
San Diego State*	12/31/22		DNP											
at #21/22 New Mexico*	1/7/23		DNP											
Boise State*	1/11/23		DNP											
Colorado State*	1/14/23		DNP											
at Utah State*	1/17/23		25:57	6-11	1-3	6-6	0-2-2	5	0	2	0	0	19	6.8
at Fresno State*	1/21/23		24:35	4-6	1-2	1-2	2-3-5	3	0	2	1	0	10	7.3
Wyoming*	1/24/23		12:35	4-4	1-1	1-3	0-1-1	2	1	1	0	0	10	7.6
Nevada*	1/28/23		8:38	1-2	1-1	0-0	0-1-1	4	0	1	0	0	3	7.1
at Colorado State*	1/31/23		9:42	4-6	2-3	0-0	0-2-2	4	0	1	0	1	10	7.4
Fresno State*	2/3/23		8:18	1-3	0-1	0-0	0-0-0	3	1	4	1	0	2	6.9
at Wyoming*	2/8/23		2:24	0-1	0-1	1-2	0-0-0	1	0	0	0	0	1	6.4
at #25/23 San Diego St.*	2/11/23		DNP											
San Jose State*	2/14/23		DNP											
at Boise State*	2/19/23		12:36	2-6	0-1	0-0	0-1-1	2	1	0	0	0	4	6.2
Air Force*	2/24/23		15:09	2-4	0-0	1-1	0-1-1	1	0	2	0	0	5	6.1
Utah State*	3/1/23		12:50	1-4	0-1	4-5	1-3-4	2	0	2	0	0	6	6.1
at Nevada*	3/4/23		7:24	1-5	1-1	0-0	1-0-1	1	0	1	1	1	3	5.9
vs. Air Force%	3/8/23		0:55	0-0	0-0	0-0	0-0-0	0	0	1	0	0	0	5.6
vs. Boise State%	3/9/23		6:47	1-2	0-0	0-0	0-1-1	1	1	0	0	0	2	5.4

* - SoCal Challenge ! - Las Vegas Clash * - Mountain West Game % - Mountain West Championship

2023-24 GAME-BY-GAME | SO. | GEORGE MASON

Opponent	Date	GS	MIN	FG-A	3FG-A	FT-A	O-D-TOT	PF	A	TO	BLK	STL	PTS	PPG
Monmouth	11/6/23	*	29:20	3-6	1-3	0-0	0-10-10	1	0	2	0	2	7	7.0
Austin Peay	11/10/23	*	25:22	5-6	1-5	3-5	2-8-10	0	1	2	0	1	14	10.5
Cornell	11/15/23	*	40:00	11-18	3-6	4-6	2-10-12	2	3	3	1	1	29	16.7
vs. Charlotte*	11/19/23	*	33:00	5-14	2-6	6-6	1-7-8	4	1	1	0	1	18	17.0
vs. South Dakota St.	11/20/23	*	39:00	9-19	2-8	1-1	2-13-15	3	4	3	1	1	21	17.8
ECU	11/25/23	*	32:06	6-12	3-8	2-2	0-10-10	3	4	1	1	0	17	17.7
NIJT	11/29/23	*	21:00	2-6	1-1	3-3	1-2-3	4	1	1	0	0	8	16.3
at Toledo	12/2/23	*	21:24	1-5	1-1	4-4	1-6-7	3	1	5	0	0	7	15.1
at #17/13 Tennessee	12/5/23	*	25:28	3-13	2-7	0-0	1-5-6	2	0	1	0	1	8	14.3
Loyola (Md.)	12/16/23	*	32:58	6-14	1-5	4-6	2-11-13	2	0	3	1	0	17	14.6
Bridgewater (Va.)	12/19/23	*	33:00	15-18	1-2	5-7	2-10-12	1	1	4	0	0	36	16.5
at Tulane	12/22/23	*	35:41	4-13	2-5	0-0	1-10-11	2	2	4	0	0	10	16.0
North Carolina A&T	12/30/23	*	28:17	8-13	1-4	1-3	1-6-7	2	3	2	1	0	18	16.2
at La Salle*	1/3/24	*	40:00	10-17	1-3	6-8	2-11-13	3	3	5	0	0	27	16.9
Saint Louis*	1/6/24	*	33:35	6-12	2-4	8-8	1-7-8	1	1	0	0	0	22	17.3
VCU*	1/9/24	*	36:03	6-12	0-4	2-3	1-3-4	1	0	4	0	2	14	17.1
at Richmond*	1/13/24	*	34:04	1-4	0-1	6-6	0-9-9	2	0	3	0	0	8	16.5
at George Washington*	1/15/24	*	37:01	7-17	1-4	4-4	2-7-9	3	2	1	0	1	19	16.7
St. Bonaventure*	1/20/24	*	27:50	4-9	1-2	4-4	1-7-8	3	2	1	0	1	19	16.5
Rhode Island*	1/27/24	*	30:00	7-11	1-4	7-8	0-4-4	3	4	0	0	0	22	16.8
at Saint Joseph's*	1/31/24	*	33:53	8-20	2-9	1-1	0-8-8	1	2	3	0	0	19	16.9
at UMass*	2/3/24	*	36:09	9-17	2-2	5-6	2-2-4	2	1	4	0	2	25	17.2
Loyola Chicago*	2/7/24	*	36:34	5-7	0-1	10-11	0-8-8	4	3	4	1	0	20	17.3
at Davidson*	2/10/24	*	27:19	6-13	3-5	10-11	2-4-6	2	0	1	0	0	25	17.7
George Washington*	2/13/24	*	30:09	7-11	3-7	3-4	1-11-12	2	2	1	2	0	20	17.8
#16/16 Dayton*	2/21/24	*	34:50	3-11	2-4	9-10	1-5-6	2	1	4	0	0	17	17.7
at Loyola Chicago*	2/24/24	*	20:38	2-7	0-1	1-2	3-4-7	1	0	2	0	0	5	17.3
at Fordham*	2/27/24	*	29:51	4-11	2-3	5-6	0-4-4	2	0	1	1	0	15	17.2
Duquesne*	3/2/24		DNP											
at Rhode Island*	3/6/24		DNP											
Richmond*	3/9/24		DNP											
vs. Saint Joseph's%	3/13/24		3:46	0-3	0-0	0-0	0-0-0	0	0	0	0	0	0	16.6

* - Jacksonville Classic * - Atlantic 10 Game % - Atlantic 10 Championship





5 Benny WILLIAMS

Forward / Senior / 6-10 / 217
Bowie, Md. / IMG Academy / Syracuse

X @_bennywilliams
IG @_bennywilliams

JUNIOR (2023-24, AT SYRACUSE)

- ✦ Played in 18 games, coming off the bench for all appearances and played in 307 minutes
- ✦ Shot an even 40% (38-for-95) from the floor and 20.6% (7-for-34) from beyond the three-point line
- ✦ Tallied 22 assists, 17 steals and 16 blocks
- ✦ Averaged 5.4 points per game and 3.9 rebounds per contest on the year
- ✦ Had a season-high 15 points, seven rebounds and two assists in a win over Pitt on Dec. 30
- ✦ Made his season debut and logged 10 minutes in a home win against Colgate on Nov. 14
- ✦ Scored eight points, which included a two-of-two effort from beyond the arc, to go along with four rebounds and a steal versus Tennessee in Hawaii on Nov. 20
- ✦ Added six points and a team-high two blocks in a win over Chaminade on Nov. 22
- ✦ In a home win versus LSU on Nov. 28, logged three points, four rebounds and two blocks in 14 minutes of action
- ✦ Scored six points, and led the team with two steals and two blocks at Virginia on Dec. 2
- ✦ Scored eight points on four-of-four from the field in a win against Oregon on Dec. 17 while tallying three rebounds, two assists and two steals in 18 minutes
- ✦ Logged five rebounds, one block and one steal at Duke on Jan. 2
- ✦ Contributed three rebounds, two steals and two blocks against Boston College on Jan. 10
- ✦ Williams went 5-of-10 from the field scoring 11 points with five rebounds in a win against NC State on Jan. 27
- ✦ Scored seven points with five rebounds at Boston College on Jan. 30
- ✦ Had seven points and eight rebounds at Wake Forest on Feb. 3

SOPHOMORE (2022-23, AT SYRACUSE)

- ✦ Played in 30 games, earning a starting nod in 24 contests while playing in 671 minutes
- ✦ Averaged 7.2 points and 4.1 rebounds per contest
- ✦ Shot 44.7% (85-for-190) from the floor and 39.6% (19-for-48) from beyond the three-point line
- ✦ Recorded 25 assists, 23 steals and nine blocks
- ✦ Exploded for a career-high 24 points, shooting five-for-six from three and collecting nine rebounds at Pittsburgh on Feb. 25
- ✦ Tallied a then-career-high 17 points and eight rebounds versus Colgate on Nov. 15
- ✦ Logged his first regular-season double-double (11 points, 10 rebounds) versus St. John's on Nov. 23
- ✦ Earned his second double-double of the season against Boston College on Dec. 31, scoring 16 points and grabbing 11 rebounds
- ✦ Had 18 points, 11 rebounds and a career-high five steals in the ACC Tournament loss to Wake Forest on Mar. 8
- ✦ Poured in 13 points and hauled down four rebounds in a victory against Georgetown on Dec. 10
- ✦ Tallied 11 points and eight rebounds against Georgia Tech at home on Feb. 28

FRESHMAN (2021-22, AT SYRACUSE)

- ✦ Played in 29 games, coming off the bench in each appearance and playing in 333 minutes
- ✦ Averaged 1.9 points per game along with pulling in 1.4 rebounds
- ✦ Shot 33.9% (21-for-62) from the field
- ✦ Snagged 12 steals and recorded seven blocks
- ✦ Made his collegiate debut against Lafayette on opening night, playing in 21 minutes while scoring six points and pulling in three rebounds on Nov. 9
- ✦ Snatched a season-high three steals against Auburn in the Battle 4 Atlantis on Nov. 26
- ✦ Scored a season-high 14 points on five-of-seven shooting against Duke on Feb. 26 while pulling in six rebounds

COLLEGE PATH

2021-22: Freshman - Syracuse
2022-23: Sophomore - Syracuse
2023-24: Junior - Syracuse
2024-25: Senior - UCF

CAREER HIGHS

Points	24	at Pittsburgh (2/25/23)
Rebounds	11	2x, last vs. Wake Forest (3/8/23)
Assists	6	Oakland (12/6/22)
Steals	5	vs. Wake Forest (3/8/23)
Blocks	3	Boston College (12/31/22)
FGs Made	8	at Pittsburgh (2/25/23)
FGs Attempted	15	at Pittsburgh (2/25/23)
3-Pt. FGs Made	5	at Pittsburgh (2/25/23)
3-Pt. FGs Attempted	6	at Pittsburgh (2/25/23)
FTs Made	4	3x, last at Virginia (12/2/23)
FTs Attempted	8	at Virginia (12/2/23)

2023-24 GAME HIGHS

Points	15	Pittsburgh (12/30/23)
Rebounds	8	2x, last at Wake Forest (2/3/24)
Assists	4	at Wake Forest (2/3/24)
Steals	4	at Boston College (1/30/24)
Blocks	2	5x, last vs. NC State (1/27/24)
FGs Made	6	Pittsburgh (12/30/23)
FGs Attempted	10	2x, last vs. NC State (1/27/24)
3-Pt. FGs Made	2	vs. Tennessee (11/20/23)
3-Pt. FGs Attempted	3	6x, last at Wake Forest (2/3/24)
FTs Made	4	at Virginia (12/2/23)
FTs Attempted	8	at Virginia (12/2/23)

DID YOU KNOW?

Major: Sociology
Favorite pro athlete: Paul George
Favorite pro team: Boston Celtics
Pre-game ritual: Listen to music, meditate
Favorite movie: Scarface
Favorite TV show: Stranger Things
Favorite music artist: Lil Yachty
Favorite food: Chicken
Second favorite sport: Football
Favorite off-day activity: Shopping
Fun fact: Into fashion
Hidden talent: Sketching

MISCELLANEOUS

	2023-24	Career
10+ Points	2	13
20+ Points	-	1
30+ Points	-	-
5+ Rebounds	7	20
10+ Rebounds	-	3
3+ Three Pointers	1	2
5+ Assists	-	1
3+ Steals	1	4
3+ Blocks	-	1
Double-Doubles	-	3

Career Stats

SEASON	TEAM	GP	GS	MIN	AVG	FG	FGA	PCT	3FG	3FGA	PCT	FT	FTA	PCT	OFF	DEF	TOT	RPG	PF	FO	A	APG	TO	BLK	STL	PTS	PPG
2021-22	Syracuse	29	0	314	10.8	21	62	.339	1	11	.091	13	21	.619	12	30	42	1.5	24	0	6	0.2	17	7	12	56	1.9
2022-23	Syracuse	30	24	670	22.3	85	190	.447	19	48	.396	26	40	.650	37	89	123	4.1	34	1	25	0.8	29	9	23	215	7.2
2023-24	Syracuse	18	0	307	17.1	38	95	.400	7	34	.206	14	26	.539	16	55	71	3.9	34	0	22	1.2	21	16	17	97	5.4
TOTAL		77	24	1,290	16.8	144	347	.415	27	93	.290	53	87	.609	65	171	236	3.1	92	1	53	0.7	67	32	52	368	4.8

5 / Benny Williams

HIGH SCHOOL

- Was rated a five-star recruit by Rivals.com, ranking 15th overall. Was ranked 27th overall by ESPN and 25th overall by 247Sports in the Class of 2021
- Finished his prep career by spending the 2020-21 season at IMG Academy in Florida under coach Chad Myers, averaging 16.3 points and 6.0 rebounds per game in the process
- Also played for Team Takeover on the Elite Youth Basketball (EYBL) circuit
- Earned First Team recognition at the DME Beach and Ball Tournament
- Named a Spalding Honorable Mention All-American
- Named to the 2021 Jordan Brand Classic roster, but the event wasn't held due to the COVID-19 pandemic
- Was one of 50 finalists for the Sports Illustrated All-American team
- Was selected to compete in the Allen Iverson Roundball Classic where he played for team Loyalty who was coached by former NBA performers Stephen Jackson and Matt Barnes
- Played for St. Andrew's Episcopal School in Maryland prior to his time at IMG Academy, where he was coached by Kevin Jones
- Helped lead the Lions to a 24-4 record in 2019-20, earning a Mid-Atlantic Athletic Conference championship
- Earned Washington Post All-Met First Team and All-Mid Atlantic Athletic Conference recognitions while with St. Andrew's Episcopal

2021-22 GAME-BY-GAME | FR. | SYRACUSE

Opponent	Date	GS	MIN	FG-A	3FG-A	FT-A	O-D-TOT	PF	A	TO	BLK	STL	PTS	PPG
Lafayette	11/9/21		20:40	3-5	0-0	0-0	0-3-3	2	1	1	1	1	6	6.0
Drexel	11/14/21		16:31	0-3	0-1	0-0	0-0-0	1	0	1	1	2	0	3.0
Colgate	11/20/21		21:54	3-5	0-1	1-2	0-1-1	1	0	3	0	1	7	4.3
vs. VCU*	11/24/21		17:00	0-1	0-0	0-0	1-2-3	1	0	2	1	0	0	3.3
vs. Arizona State*	11/25/21		6:29	0-0	0-0	0-1	0-1-1	0	0	0	0	0	0	2.6
vs. #19 Auburn	11/26/21		21:20	1-3	0-0	0-0	0-0-0	2	1	2	0	3	2	2.5
Indiana !	11/30/21		18:58	0-0	0-0	0-2	0-2-2	2	0	0	1	1	0	2.1
at Florida State *	12/4/21		2:00	0-1	0-1	0-0	0-0-0	0	0	0	0	0	0	1.9
vs. Villanova \$	12/7/21		3:26	0-1	0-0	0-0	1-0-1	2	0	1	0	0	0	1.7
at Georgetown	12/11/21		4:19	1-1	0-0	0-0	0-0-0	2	0	0	0	0	2	1.7
Brown	12/27/21		17:04	3-6	0-1	0-0	0-2-2	1	0	2	0	0	6	2.1
Cornell	12/29/21		13:49	1-2	0-1	0-0	1-2-3	0	1	2	1	2	2	2.1
Virginia*	1/1/22		12:05	0-2	0-1	2-2	0-4-4	0	0	0	0	0	2	2.1
at Miami*	1/5/22		9:15	1-3	1-2	0-0	1-0-1	1	1	0	0	0	3	2.1
at Wake Forest*	1/8/22		23:55	2-7	0-2	0-0	0-2-2	3	0	0	0	0	4	2.3
Pittsburgh*	1/11/22		4:00	0-0	0-0	0-0	0-0-0	0	0	1	1	0	0	2.1
Florida State*	1/15/22		DNP											
Clemson*	1/18/22		4:51	0-1	0-0	0-0	0-1-1	0	0	0	1	0	0	2.0
at Duke*	1/22/22		7:25	0-2	0-0	0-0	1-1-2	1	0	0	0	0	0	1.9
at Pittsburgh*	1/25/22		2:56	0-1	0-0	0-0	1-0-1	1	0	0	0	0	0	1.8
Wake Forest*	1/29/22		9:32	0-1	0-0	1-2	1-2-3	0	0	1	0	1	1	1.8
at NC State*	2/2/22		4:36	0-1	0-0	0-0	0-0-0	0	1	0	0	0	0	1.7
Louisville*	2/5/22		12:36	0-4	0-1	3-4	0-0-0	1	1	0	0	0	3	1.7
at Boston College*	2/8/22		5:43	0-1	0-0	1-2	2-1-3	0	0	0	0	0	1	1.7
at Virginia Tech*	2/12/22		2:46	0-1	0-0	0-0	0-1-1	0	0	0	0	0	0	1.6
Boston College*	2/19/22		7:41	1-2	0-0	1-2	0-2-2	1	0	1	0	1	3	1.7
Georgia Tech*	2/21/22		2:50	0-0	0-0	0-0	0-0-0	0	0	0	0	0	0	1.6
at Notre Dame*	2/23/22		2:05	0-0	0-0	0-0	0-0-0	0	0	0	0	0	0	1.6
Duke*	2/26/22		29:53	5-7	0-0	4-4	3-3-6	0	0	0	0	0	14	2.0
at North Carolina*	2/28/22		7:29	0-1	0-0	0-0	0-0-0	2	0	0	0	0	0	1.9
Miami*	3/5/22		DNP											
vs. Florida State%	3/9/22		DNP											
vs. Duke%	3/10/22		DNP											

* - Battle 4 Atlantic ! - ACC/Big Ten Challenge \$ - Jimmy V Classic * - ACC Game % - ACC Tournament



2022-23 GAME-BY-GAME | SO. | SYRACUSE

Opponent	Date	GS	MIN	FG-A	3FG-A	FT-A	O-D-TOT	PF	A	TO	BLK	STL	PTS	PPG
Lehigh	11/1/22	*	23:09	1-4	0-1	0-2	0-3-3	1	0	2	0	0	2	2.0
Colgate	11/15/22	*	38:01	6-13	1-3	4-4	3-5-8	2	1	3	1	1	17	9.5
Northeastern	11/19/22	*	24:46	3-8	0-0	1-2	0-7-7	4	0	4	0	3	7	8.7
vs. Richmond*	11/21/22	*	39:38	2-6	0-1	0-0	1-2-3	4	1	1	0	4	4	7.5
vs. St. John's*	11/22/22	*	45:00	5-10	1-3	0-0	4-6-10	2	4	1	1	1	11	8.2
Bryant	11/26/22	*	8:22	0-1	0-0	0-0	0-0-0	0	0	0	0	1	0	6.8
at #16 Illinois !	11/29/22	*	29:38	2-6	1-2	3-4	3-2-5	6	0	1	0	0	8	7.0
at Notre Dame*	12/3/22	*	21:50	1-4	0-1	0-0	0-0-0	0	2	0	0	0	2	6.4
Oakland	12/6/22	*	25:40	4-9	0-1	1-2	1-5-6	2	6	0	0	0	9	6.7
Georgetown	12/10/22	*	21:59	6-10	0-0	1-1	1-3-4	0	0	0	0	1	13	7.3
Monmouth	12/12/22	*	24:21	5-10	1-1	2-2	2-3-5	0	1	0	0	0	13	7.8
Cornell	12/17/22	*	35:54	5-9	1-2	1-2	2-3-5	0	2	3	1	2	12	8.2
Pittsburgh*	12/20/22	*	13:22	1-5	0-0	1-1	0-0-0	0	0	0	0	0	3	7.8
Boston College*	12/31/22	*	26:41	6-11	2-2	2-2	5-6-11	0	1	3	3	1	16	8.4
at Louisville*	1/3/23	*	27:50	0-3	0-1	3-4	1-2-3	2	1	1	0	0	3	8.0
at #11 Virginia*	1/7/23	DNP												
Virginia Tech*	1/11/23	*	8:03	0-1	0-1	1-2	1-1-2	0	0	1	1	0	1	7.6
Notre Dame*	1/14/23	*	10:52	2-4	1-1	0-0	0-3-3	0	1	1	0	0	5	7.4
at #17 Miami*	1/16/23	*	30:50	5-10	2-3	0-0	2-3-5	1	1	1	0	0	12	7.7
at Georgia Tech*	1/21/23	*	8:18	0-3	0-1	1-2	0-3-3	0	0	0	0	0	1	7.3
North Carolina*	1/24/23	*	19:40	2-5	0-2	0-1	0-2-2	3	0	0	1	0	4	7.2
at Virginia Tech*	1/28/23	*	7:37	0-1	0-1	0-0	0-1-1	0	0	2	0	0	0	6.8
#7 Virginia*	1/30/23	DNP												
at Boston College*	2/4/23		6:35	1-2	0-1	0-0	0-0-0	0	0	0	0	0	1	6.6
at Florida State*	2/8/23		17:44	1-3	0-2	0-0	0-3-3	2	0	2	0	2	2	6.4
#23 NC State*	2/14/23		3:23	1-1	0-0	0-0	0-1-1	1	0	0	0	0	2	6.2
Duke*	2/18/23		14:11	2-5	0-2	0-0	0-2-2	0	0	0	0	0	4	6.1
at Clemson*	2/22/23		25:44	4-8	0-3	1-2	0-2-2	1	1	0	0	1	9	6.2
at Pittsburgh*	2/25/23	*	34:11	8-15	5-6	3-6	4-5-9	1	0	3	0	1	24	6.9
Georgia Tech*	2/28/23	*	30:03	5-7	1-1	0-0	2-6-8	0	3	0	0	0	11	7.0
Wake Forest*	3/4/23	*	7:39	0-2	0-1	0-0	0-1-1	0	0	0	0	0	0	6.8
vs. Wake Forest %	3/8/23	*	38:20	7-14	3-5	1-1	5-6-11	2	0	3	1	5	18	7.2

* - Empire Classic ! - ACC/Big Ten Challenge * - ACC Game % - ACC Tournament

2023-24 GAME-BY-GAME | JR. | SYRACUSE

Opponent	Date	GS	MIN	FG-A	3FG-A	FT-A	O-D-TOT	PF	A	TO	BLK	STL	PTS	PPG
New Hampshire	11/6/23	DNP												
Canisius	11/8/23	DNP												
Colgate	11/14/23		9:17	0-4	0-3	0-0	0-1-1	0	1	0	0	0	0	0.0
vs. Tennessee*	11/20/23		15:37	3-4	2-2	0-0	0-4-4	3	1	2	0	1	8	4.0
vs. Gonzaga*	11/21/23	DNP												
vs. Chaminade*	11/22/23		12:52	3-7	0-3	0-0	0-2-2	1	1	0	2	0	6	4.7
LSU !	11/28/23		13:44	1-4	1-2	0-0	2-2-4	1	0	2	2	0	3	
at Virginia*	12/2/23		17:07	1-4	0-1	4-8	0-2-2	3	1	0	2	2	6	
Cornell	12/5/23	DNP												
at Georgetown	12/9/23		10:46	0-2	0-0	0-0	0-2-2	1	1	0	0	0	0	
vs. Oregon	12/17/23		17:58	4-4	0-0	0-0	0-3-3	1	2	2	0	2	8	
Niagra	12/21/23		12:42	2-4	1-3	1-2	0-3-3	3	2	2	1	1	6	
Pittsburgh*	12/30/23		24:05	6-10	0-3	3-5	1-6-7	3	2	2	1	0	15	
at Duke*	1/2/24		18:00	1-3	0-1	0-0	0-5-5	3	1	1	1	1	2	
Boston College*	1/10/24		13:12	0-4	0-2	1-2	0-3-3	0	1	1	2	2	1	
at North Carolina*	1/13/24		13:54	0-5	0-3	1-2	0-1-1	1	1	1	1	2	1	
at Pittsburgh*	1/16/24		19:38	3-4	1-2	0-0	1-4-5	4	1	1	1	1	7	
Miami*	1/20/24		15:49	2-6	1-2	0-2	2-1-3	1	1	0	0	0	5	
Florida State*	1/23/24		17:53	2-6	0-2	0-0	3-5-8	2	2	2	1	0	5	
NC State*	1/27/24		25:33	5-10	0-1	1-2	3-2-5	0	0	1	2	1	11	
at Boston College*	1/30/24		25:00	3-5	1-1	0-0	1-4-5	4	1	2	0	4	7	
at Wake Forest*	2/3/24		24:13	2-9	0-3	3-3	3-5-8	3	4	2	0	1	7	
Louisville*	2/7/24	DNP												
Clemson*	2/10/24	DNP												
North Carolina*	2/13/24	DNP												
Syracuse*	2/17/24	DNP												
at NC State*	2/20/24	DNP												
Notre Dame*	2/24/24	DNP												
Virginia Tech*	2/27/24	DNP												
at Louisville*	3/2/24	DNP												
at Clemson*	3/5/24	DNP												
vs. NC State %	3/13/24	DNP												

* - Maui Jim Maui Invitational ! - ACC/SEC Challenge * - ACC Game % - ACC Tournament





6 Dallan 'Deebo' COLEMAN

Guard / Senior / 6-6 / 220
Memphis, Tenn. / West Nassau (Callahan, Fla.) / Georgia Tech
X @deebo923
@deebocoleman

JUNIOR (2023-24, AT GEORGIA TECH)

- ✦ Averaged 5.9 points, second-best among Georgia Tech reserves, in 18.7 minutes per game
- ✦ Averaged 16 points per game in Georgia Tech's first three games (15-24 FG, 9-16 3pt FG), but had just two games in double figures after that
- ✦ Returned from a four-game injury absence to score 24 points in Tech's final five games
- ✦ In ACC games, averaged 4.8 points, 2.1 rebounds, while hitting 41.2 percent from the floor (31.7 pct. on threes)
- ✦ Only four turnovers in 16 games
- ✦ Averaged 6.7 points in three Diamond Head Classic games, including 12 in win vs. UMass and eight vs. Nevada
- ✦ Connected on 40.3 percent from the floor this season in all games, 34.0 percent from three-point range (fourth on the team)
- ✦ Scoring efficiency improved from his first two seasons (.318 points per minute in 2023-24, .287 combined his first two seasons)
- ✦ Took 94 of his 144 shot attempts from three-point range (connected on 26-of-50 inside the arc)

SOPHOMORE (2022-23, AT GEORGIA TECH)

- ✦ Wing guard who started a team-high 31 games during the season, reaching double-figure points in 14 contests
- ✦ No. 4 on the Tech stat chart in scoring (9.5 ppg), No. 2 in minutes per game (31.3) and three-point field goals (57-of-175)
- ✦ No. 3 in free throws (51-of-74) and No. 4 in three-point percentage (32.6 pct.)
- ✦ Took 175 of his 274 field goal attempts (63.9 pct.) from behind the three-point arc, by far the highest percentage on the team
- ✦ Also was effective as a scorer inside (46-of-99 FG, 46.5 percent inside 3pt line)
- ✦ In ACC games, averaged 9.1 points per game (fourth on team) while hitting 35.9 percent from the floor, 31.6 percent (36-of-114) on threes
- ✦ Shooting success rate was down from freshman year, but he far surpassed his freshman totals in field goals, three-pointers and free throws made and attempted
- ✦ Focused less on scoring to concentrate on defense and facilitating the offense in later games
- ✦ Had an 20-to-4 assist/turnover ratio in the last seven games while averaging 8.7 points
- ✦ Scored a career-best 21 points in Tech's win over Virginia Tech (6-10 FG, 3-4 3pt FG, 6-8 FT)
- ✦ Averaged 13.5 points in two ACC Tournament games while hitting 8-of-20 from the floor and 5-of-13 from three-point range
- ✦ Scored 17 points Jan. 21 against Syracuse (6-9 FG, 5-8 3pt FG), playing all 40 minutes
- ✦ Scored 16 points in win at Georgia State in the second game of the season, hitting career highs for free throws made and attempted (9-of-13)

FRESHMAN (2021-22, AT GEORGIA TECH)

- ✦ Named to the ACC All-Academic Team as a freshman
- ✦ Solid contributor as a freshman averaging 6.2 points, Tech's fifth-leading scorer overall and in ACC games
- ✦ Averaged 23.7 minutes per game and started five games, including Clemson on March 2 and Louisville in the ACC Tournament
- ✦ Connected on 41.3 percent (43-of-104) of his three-point attempts, 36.0 percent in ACC games (27-of-75)
- ✦ His three-point numbers rivaled those of All-ACC teammate Michael Devoe when he was a freshman (42-of-107, .393)
- ✦ Scored in double figures seven times, four vs. ACC teams, including 15 at Miami and 14 vs. FSU (hit three 3-pt FG each game)
- ✦ Defenses began to key on him in games late in the season - averaged 4.2 points and hit 7-of-25 from three over eight games since his last double-digit effort (15 at Miami on Feb. 9)
- ✦ Scored 13 (3-4 3pt FG) in his ACC debut vs. North Carolina and 11 in a win at Boston College (3-6 3pt)
- ✦ Scored game-high 19 points vs. Lamar, 12 vs. Stetson in back-to-back games early in the season

COLLEGE PATH

2021-22: Freshman - Georgia Tech
2022-23: Sophomore - Georgia Tech
2023-24: Junior - Georgia Tech
2024-25: Senior - UCF

CAREER HIGHS

Points	24	UMass Lowell (11/14/23)
Rebounds	9	Pittsburgh (3/8/23)
Assists	8	at Syracuse (2/28/23)
Steals	4	Florida Tech (2/18/23)
Blocks	2	2x, last vs. Louisville (2/25/23)
FGs Made	7	UMass Lowell (11/14/23)
FGs Attempted	14	2x, last vs. Pittsburgh (3/8/23)
3-Pt. FGs Made	5	3x, last vs. UMass Lowell (11/14/23)
3-Pt. FGs Attempted	12	at Syracuse (2/28/23)
FTs Made	9	at Georgia State (11/12/22)
FTs Attempted	13	at Georgia State (11/12/22)

2023-24 GAME HIGHS

Points	24	UMass Lowell (11/14/23)
Rebounds	5	2x, last vs. Penn St. (12/16/23)
Assists	3	vs. Penn St. (12/16/23)
Steals	2	Notre Dame (1/9/24)
Blocks	1	6x, last vs. Florida State (3/2/24)
FGs Made	7	UMass Lowell (11/14/23)
FGs Attempted	12	2x, last at Georgia (12/5/23)
3-Pt. FGs Made	5	UMass Lowell (11/14/23)
3-Pt. FGs Attempted	9	UMass Lowell (11/14/23)
FTs Made	5	UMass Lowell (11/14/23)
FTs Attempted	7	2x, last vs. UMass Lowell (11/14/23)

DID YOU KNOW?

Major: Business
Favorite pro athlete: LeBron James
Favorite pro teams: Memphis Grizzlies and New England Patriots
Pre-game ritual: Listen to music
Favorite movie: Friday
Favorite TV show: Power Ghost
Favorite musicians: Young Thug, Moneybagg Yo, Lil Baby, Young Jeezy, Gunna, Rod Wave
Favorite foods: Hibachi and soul food
Second favorite sport: Football
Favorite off-day activity: Fishing
Fun fact: Professional bowler and fisherman
Hidden talent: Can cook

MISCELLANEOUS

	2023-24	Career
10+ Points	4	25
20+ Points	1	2
30+ Points	-	-
5+ Rebounds	2	10
10+ Rebounds	-	-
3+ Three Pointers	2	17
5+ Assists	-	2
3+ Steals	-	7
3+ Blocks	-	-
Double-Doubles	-	-

Career Stats

SEASON	TEAM	GP	GS	MIN	AVG	FG	FGA	PCT	3FG	3FGA	PCT	FT	FTA	PCT	OFF	DEF	TOT	RPG	PF	FO	A	APG	TO	BLK	STL	PTS	PPG
2021-22	Georgia Tech	31	5	735	23.7	63	161	.391	43	104	.414	23	32	.719	12	46	58	1.9	70	1	19	0.6	21	3	28	192	6.2
2022-23	Georgia Tech	33	31	1,032	31.2	103	274	.376	57	175	.326	51	74	.689	14	83	97	2.9	73	0	44	1.3	39	10	26	314	9.5
2023-24	Georgia Tech	28	0	523	18.7	58	144	.403	32	94	.340	18	30	.600	22	46	68	2.4	43	0	18	0.6	10	6	14	166	5.9
TOTAL		92	36	2,289	24.9	224	579	.387	132	373	.354	92	136	.677	48	175	223	2.4	186	1	81	0.9	70	19	68	672	7.3

6 / Dallan 'Deebo' Coleman

PREP

- Consensus four-star prospect, rated at No. 48 in the class of 2021 according to the 247Sports Composite rankings
- ESPN ranked him No. 32 overall and No. 7 among shooting guards, 247Sports had him No. 68, No. 15 at his position
- Named Florida's Mr. Basketball as well as the Florida Class 4A Player of the Year as a senior at West Nassau High School, where his father, Ran, was the head coach
- Averaged 24.7 points, 9.0 rebounds and 4.2 assists as a senior for the Warriors, who turned around their season in mid-year with a 14-game winning and led them to the Florida High School Athletic Association final four
- As a junior, Coleman led the team in points (25.8), rebounds (8.1), assists (3.5), steals (3.9), and blocks (0.8), and connected on 46 percent of his three-point tries
- Averaged 10.2 points and 4.5 rebounds per game in the summer of 2019 on the Nike EYBL grassroots circuit with EITI Elite
- Finished his West Nassau career with 2,539 points, second in the region's history behind only Fletcher's Myron Anthony during the 1990s
- Improved as a rebounder — he compiled 745 for his career, after averaging just 2.5 in his first season — and as a provider, going from 0.8 assists per game to more than four
- Had 38 double-doubles at West Nassau, 19 of those as a senior.



2021-22 GAME-BY-GAME | FR. | GEORGIA TECH

Opponent	Date	GS	MIN	FG-A	3FG-A	FT-A	O-D-TOT	PF	A	TO	BLK	STL	PTS
Miami (OH)	11/9/21		17:08	1-2	0-1	2-2	0-3-3	5	0	1	0	0	4
Stetson	11/12/21		24:20	4-7	4-6	0-0	0-2-2	0	1	3	0	0	12
Lamar	11/15/21		30:07	6-8	5-7	2-3	0-2-2	3	3	0	0	1	19
at Georgia	11/19/21		23:25	2-4	1-2	0-0	0-2-2	2	0	0	0	0	5
Charleston Southern	11/22/21		16:56	1-3	0-2	1-2	0-1-1	3	0	2	0	0	3
Georgia Southern	11/26/21	*	24:36	1-3	1-2	0-0	0-2-2	2	0	1	0	0	3
Wisconsin!	12/1/21		21:47	0-2	0-0	2-2	2-3-5	1	1	0	1	3	2
North Carolina*	12/5/21		25:08	5-7	3-4	0-0	0-1-1	1	0	0	0	3	13
vs. LSU	12/11/21		19:32	1-3	0-1	0-0	1-0-1	3	1	0	0	1	2
vs. USC\$	12/18/21		24:19	1-5	1-2	0-0	0-0-0	2	1	1	0	0	3
Georgia State	12/21/21		DNP										
Louisville*	1/2/22		18:14	0-2	0-2	2-2	0-1-1	2	0	0	0	1	2
at Duke*	1/4/22		20:40	1-5	1-2	0-0	0-1-1	3	0	0	1	0	3
Notre Dame*	1/8/22		23:29	1-5	1-5	3-4	0-2-2	2	1	1	0	3	6
at Boston College*	1/12/22	*	29:32	4-8	3-6	0-0	3-2-5	4	2	1	0	2	11
at North Carolina*	1/15/22	*	22:32	1-6	0-2	0-0	0-1-1	3	0	1	0	0	2
Wake Forest*	1/19/22		20:48	2-9	1-5	0-0	0-3-3	0	0	0	0	3	5
Clayton State	1/23/22		23:30	4-5	4-5	0-0	0-2-2	3	0	0	0	1	12
Florida State*	1/26/22		25:29	5-8	3-5	1-2	0-2-2	2	0	0	0	0	14
Miami*	1/29/22		26:00	1-6	1-4	0-0	0-1-1	2	1	1	0	3	3
at Virginia Tech*	2/2/22		24:33	2-5	1-2	1-1	0-2-2	2	1	0	0	0	6
Clemson*	2/5/22		21:21	3-8	3-7	0-0	0-1-1	3	1	3	0	0	9
at Miami*	2/9/22		31:28	6-10	3-7	0-0	1-0-1	3	1	1	0	3	15
at Virginia*	2/12/22		23:34	0-2	0-1	0-0	0-2-2	3	0	2	1	1	0
NC State*	2/15/22		27:12	1-6	1-4	0-0	0-2-2	0	0	0	0	0	3
at Pittsburgh*	2/19/22		23:39	2-7	2-4	2-2	1-0-1	3	1	0	0	0	8
at Syracuse*	2/21/22		18:00	2-4	2-4	2-3	1-1-2	2	0	1	0	0	8
Virginia Tech*	2/23/22		24:58	2-4	1-1	1-2	2-1-3	2	1	0	0	0	6
at Notre Dame*	2/26/22		24:37	0-8	0-6	1-2	1-0-1	3	0	0	0	2	1
at Clemson*	3/2/22	*	34:46	3-5	1-3	1-1	0-2-2	0	1	0	0	0	8
Boston College*	3/5/22		17:18	1-2	0-1	0-0	0-0-0	3	0	1	0	1	2
vs. Louisville%	3/8/22	*	25:29	0-2	0-1	2-4	0-4-4	0	2	1	0	0	2

1 - ACC/Big Ten Challenge * - Holiday Hoops Giving \$ - Jerry Colangelo Classic ** - ACC Game % - ACC Tournament



2022-23 GAME-BY-GAME | SO. | GEORGIA TECH

Opponent	Date	GS	MIN	FG-A	3FG-A	FT-A	O-D-TOT	PF	A	TO	BLK	STL	PTS
Clayton State	11/7/22	*	27:31	5-6	1-2	0-0	0-4-4	0	1	1	1	1	9
at Georgia State	11/12/22	*	36:59	3-7	1-2	9-13	2-3-5	1	1	0	0	0	16
Northern Illinois	11/17/22	*	29:00	4-8	3-6	1-2	1-5-6	2	1	1	0	0	12
vs. Utah*	11/21/22	*	34:18	3-11	2-8	3-4	1-2-3	2	0	2	1	2	11
vs. Marquette*	11/23/22	*	25:31	2-8	2-7	0-0	1-1-2	3	0	3	0	0	6
North Alabama	11/26/22	*	24:38	3-5	2-4	6-6	0-0-0	0	0	0	0	0	14
at Iowa!	11/29/22	*	30:27	4-10	2-6	2-3	0-0-0	4	0	1	0	0	12
Northeastern	12/2/22	*	23:11	3-7	0-3	0-0	0-2-2	2	0	1	0	0	6
Georgia	12/6/22	*	35:06	3-8	1-4	0-2	1-1-2	3	3	1	0	2	7
at North Carolina*	12/10/22	*	29:24	4-7	3-5	2-2	0-1-1	1	0	1	1	0	13
Alabama State	12/17/22		15:18	2-5	0-1	1-2	0-4-4	0	2	0	0	2	5
Clemson*	12/21/22		26:44	2-6	1-5	0-2	0-3-3	3	0	2	0	0	5
#13 Virginia*	12/31/22	*	33:54	2-6	1-3	1-2	0-4-4	3	1	4	0	0	6
#12 Miami*	1/4/23	*	36:07	4-13	2-8	4-4	2-4-6	4	3	2	0	1	14
at Florida State*	1/7/23	*	28:12	4-7	2-5	1-2	1-2-3	2	3	2	0	1	11
at Notre Dame*	1/10/23	*	27:11	2-8	0-6	2-2	0-4-4	2	1	1	0	0	6
Pittsburgh*	1/14/23	*	33:36	5-12	3-8	0-0	0-1-1	4	2	1	0	0	13
NC State*	1/17/23	*	20:33	2-7	0-4	0-1	0-1-1	1	1	0	0	0	4
Syracuse*	1/21/23	*	40:00	6-9	5-8	0-0	0-2-2	1	2	1	0	0	17
at #24 Clemson*	1/24/23	*	36:00	3-13	1-7	0-0	0-4-4	2	1	1	0	2	7
#25 Duke*	1/28/23	*	32:07	2-8	1-4	0-0	0-1-1	1	0	2	2	1	5
at Louisville*	2/1/23	*	36:15	2-8	2-6	2-4	0-4-4	2	1	1	1	2	8
at NC State*	2/4/23	*	36:58	3-10	1-5	1-2	1-4-5	4	0	2	0	2	8
Notre Dame*	2/8/23	*	20:40	3-8	2-5	3-3	0-4-4	3	0	1	0	0	11
at Wake Forest*	2/11/23	*	20:11	2-4	2-4	0-0	0-1-1	4	0	1	0	0	6
Virginia Tech*	2/15/23	*	36:09	6-10	3-4	6-8	0-5-5	1	1	3	1	1	21
Florida Tech	2/18/23	*	32:58	3-9	2-5	0-0	1-1-2	3	5	0	0	4	8
at Pittsburgh*	2/21/23	*	40:00	1-6	1-5	0-0	0-1-1	3	1	0	0	0	3
Louisville*	2/25/23	*	28:19	3-6	3-5	0-0	0-3-3	2	1	2	2	0	9
at Syracuse*	2/28/23	*	39:03	3-14	2-12	0-0	0-1-1	3	8	1	0	1	8
at Boston College*	3/4/23	*	37:46	2-8	1-5	1-2	0-1-1	1	3	0	0	1	6
vs. Florida State%	3/7/23	*	37:24	3-6	1-4	3-4	1-2-3	2	1	1	1	2	10
vs. Pittsburgh%	3/8/23	*	40:00	5-14	4-9	3-4	2-7-9	4	1	0	0	1	17

* - Rocket Mortgage Fort Myers Tip-Off ! - ACC/Big Ten Challenge * - ACC Game % - ACC Tournament

2023-24 GAME-BY-GAME | JR. | GEORGIA TECH

Opponent	Date	GS	MIN	FG-A	3FG-A	FT-A	O-D-TOT	PF	A	TO	BLK	STL	PTS
Georgia Southern	11/6/23		25:49	5-7	3-5	4-7	0-0-0	2	0	0	0	0	17
Howard	11/9/23		28:16	3-5	1-2	0-1	1-3-4	3	0	0	0	1	7
UMass Lowell	11/14/23		31:32	7-12	5-9	5-7	2-3-5	2	1	0	0	1	24
at Cincinnati	11/22/23		13:17	0-2	0-2	0-0	0-1-1	2	0	1	0	1	0
#21 Mississippi State!	11/28/23		28:10	2-7	2-7	0-0	1-3-4	1	2	0	0	0	6
#7 Duke*	12/2/23		20:57	2-4	0-1	1-1	0-3-3	1	1	0	1	0	5
at Georgia	12/5/23		27:53	3-12	2-6	0-0	2-2-4	2	2	0	0	1	8
Alabama A&M	12/9/23		16:04	0-5	0-4	0-0	1-0-1	1	1	1	1	0	0
Penn State	12/16/23		23:59	2-4	1-3	0-0	3-2-5	3	3	0	1	0	5
vs. Massachusetts*	12/21/23		24:49	4-8	2-4	2-2	1-1-2	1	0	3	0	1	12
vs. Hawaii!	12/22/23		15:05	0-4	0-3	0-1	1-3-4	2	0	0	0	0	0
vs. Nevada*	12/24/23		25:51	3-6	2-4	0-0	0-3-3	3	1	1	0	0	8
at Florida State*	1/3/24		18:04	3-5	1-3	0-0	0-2-2	1	0	0	0	1	7
Boston College*	1/6/24		28:18	3-7	1-4	3-4	1-0-1	2	1	0	0	1	10
Notre Dame*	1/9/24		33:47	2-8	1-5	0-0	3-0-3	2	1	0	1	2	5
at Duke*	1/13/24		20:59	3-4	2-3	0-0	1-3-4	3	0	1	0	1	8
at Clemson*	1/16/24		12:03	2-3	2-3	0-0	0-0-0	2	0	0	0	0	6
Virginia*	1/20/24		12:58	2-5	1-2	0-2	1-1-2	0	0	1	0	0	5
Pittsburgh*	1/23/24		11:50	1-5	1-4	0-0	0-1-1	3	0	0	0	0	3
at Virginia Tech*	1/27/24		10:52	1-4	1-3	0-0	0-4-4	2	0	0	0	0	3
North Carolina*	1/30/24		11:24	1-3	1-1	0-0	1-3-4	0	0	0	0	0	3
at NC State*	2/3/24		14:20	0-3	0-2	0-0	1-1-2	1	0	0	0	0	0
Wake Forest*	2/6/24		6:21	0-0	0-0	0-0	0-0-0	2	0	0	0	2	0
at Louisville*	2/10/24		DNP										
at Notre Dame*	2/14/24		DNP										
Syracuse*	2/17/24		DNP										
Clemson*	2/21/24		DNP										
at Miami*	2/24/24		10:47	3-6	1-4	1-1	1-1-2	0	1	1	0	0	8
Florida State*	3/2/24		10:38	2-4	0-1	1-3	0-2-2	0	1	0	1	0	5
at Wake Forest*	3/5/24		8:48	1-3	0-2	0-0	0-1-1	1	0	1	0	1	2
at Virginia*	3/9/24		16:04	2-4	1-3	1-1	1-2-3	0	1	0	0	1	6
vs. Notre Dame	3/12/24		13:44	1-4	1-4	0-0	0-1-1	1	2	0	0	1	3

* - Diamond Head Classic ! - ACC/SEC Challenge * - ACC Game % - ACC Tournament





7 Dior JOHNSON

Guard / Redshirt Sophomore / 6-3 / 182
Kingston, N.Y. / Southern California Academy / Clarendon College/Pitt

X @3Diorjohnson
@diorr

REDSHIRT FRESHMAN (2023-24, AT CLARENDON COLLEGE)

- ✦ Played in 21 games, earning a start in 20 of them
- ✦ Averaged 29.7 points, 5.4 rebounds and 5.9 assists per game
- ✦ Shot 52.1% from the field and 41.7% from beyond the three point arc
- ✦ Sunk 85.6% of his free throws
- ✦ Scored a season-high 58 points on the road at Howard (Texas) on Feb. 15 in a 104-100 victory; was 19-for-34 from the field, 5-of-6 from long range and 15-of-16 from the charity stripe
- ✦ Had a second 50+ point performance on the season, scoring 53 in the penultimate game of the campaign vs. New Mexico Junior College on Mar. 15
- ✦ Scored 40 or more points in six games, and sunk 30 or more points in 10 contests
- ✦ Had seven games in which he made multiple three-pointers, included a season high five at Howard (Texas)

FRESHMAN (2022-23, AT PITT)

- ✦ Did not see game action, earning a redshirt

PREP

- ✦ Four-star guard and ranked No. 35 in the 2022 ESPN Player Rankings
- ✦ Concluded his high school career at Southern California Academy
- ✦ Led Centennial High School to a 21-2 record and a California state championship in 2021
- ✦ Earned Maxpreps Second Team Sophomore All-America honors in 2020 after averaging 23.3 points, 6.5 rebounds and 4.9 assists per game at Mayfair High School
- ✦ Burst onto the national recruiting scene as a seventh grader and spent time at national powerhouse programs Findlay Prep, IMG Academy, Oak Hill Academy and Prolific Prep
- ✦ Played in the 2022 Jordan Brand Classic game and totaled seven points, one rebound and one assist in 17 minutes of action to help Team Air to a 118-109 win

COLLEGE PATH

2022-23: Freshman - Pitt
2023-24: Redshirt Freshman - Clarendon College
2024-25: Redshirt Sophomore - UCF

CAREER HIGHS

Points	-	-
Rebounds	-	-
Assists	-	-
Steals	-	-
Blocks	-	-
FGs Made	-	-
FGs Attempted	-	-
3-Pt. FGs Made	-	-
3-Pt. FGs Attempted	-	-
FTs Made	-	-
FTs Attempted	-	-

2023-24 GAME HIGHS

Points	-	-
Rebounds	-	-
Assists	-	-
Steals	-	-
Blocks	-	-
FGs Made	-	-
FGs Attempted	-	-
3-Pt. FGs Made	-	-
3-Pt. FGs Attempted	-	-
FTs Made	-	-
FTs Attempted	-	-

DID YOU KNOW?

Major: Business
Favorite pro athletes: Kobe Bryant, Allen Iverson
Pre-game ritual: Pray, listen to music, focus in
Favorite TV show: Everybody Hates Chris
Favorite music artist: The Express (the football movie)
Favorite food: Soul food
Second favorite sport: Football, used to play until 10th grade
Favorite off-day activity: Just chilling
Fun fact: Likes to go to the arcade and play pop-a-shot
Hidden talent: Can do magic

MISCELLANEOUS

	2023-24	Career
10+ Points	-	-
20+ Points	-	-
30+ Points	-	-
5+ Rebounds	-	-
10+ Rebounds	-	-
3+ Three Pointers	-	-
5+ Assists	-	-
3+ Steals	-	-
3+ Blocks	-	-
Double-Doubles	-	-

Career Stats

SEASON	TEAM	GP	GS	MIN	AVG	FG	FGA	PCT	3FG	3FGA	PCT	FT	FTA	PCT	OFF	DEF	TOT	RPG	PF	FO	A	APG	TO	BLK	STL	PTS	PPG
2022-23	Pitt	0	0	0	-	0	0	-	0	0	-	0	0	-	0	0	0	-	0	0	0	-	0	0	0	0	-
TOTAL		0	0	0	-	0	0	-	0	0	-	0	0	-	0	0	0	-	0	0	0	-	0	0	0	0	-

7 / Dior Johnson

2022-23 GAME-BY-GAME | FR. | PITT

Opponent	Date	GS	MIN	FG-A	3FG-A	FT-A	O-D-TOT	PF	A	TO	BLK	STL	PTS	PPG
Tennessee Martin	11/7/22	DNP												
West Virginia	11/11/22	DNP												
vs. #20 Michigan*	11/16/22	DNP												
vs. VCU*	11/17/22	DNP												
Alabama State	11/20/22	DNP												
FDU	11/22/22	DNP												
William & Mary	11/25/22	DNP												
at Northwestern!	11/28/22	DNP												
at NC State	12/2/22	DNP												
at Vanderbilt	12/7/22	DNP												
Sacred Heart	12/10/22	DNP												
North Florida	12/17/22	DNP												
at Syracuse*	12/20/22	DNP												
#25 North Carolina*	12/30/22	DNP												
#11 Virginia*	1/3/23	DNP												
Clemson*	1/7/23	DNP												
at Duke*	1/11/23	DNP												
at Georgia Tech*	1/14/23	DNP												
at Louisville*	1/18/23	DNP												
Florida State*	1/21/23	DNP												
Wake Forest*	1/25/23	DNP												
#20 Miami*	1/28/23	DNP												
at North Carolina*	2/1/23	DNP												
Louisville*	2/7/23	DNP												
at Florida State*	2/11/23	DNP												
Boston College*	2/14/23	DNP												
at Virginia Tech*	2/18/23	DNP												
Georgia Tech*	2/21/23	DNP												
Syracuse*	2/25/23	DNP												
at Notre Dame*	3/1/23	DNP												
at #16 Miami*	3/4/23	DNP												
vs. Georgia Tech%	3/8/23	DNP												
vs. Duke%	3/9/23	DNP												
vs. Mississippi State#	3/14/23	DNP												
vs. Iowa State\$	3/17/23	DNP												
vs. Xavier\$	3/19/23	DNP												

* - Legends Classic ! - ACC/Big Ten Challenge * - ACC Game % - ACC Tournament # - NCAA Tournament First Four \$ - NCAA Tournament





8 Elijah HULSEWE

Center / Junior / 7-0 / 270
Orlando, Fla. / Windermere Prep / Bethune-Cookman
@elijahhulsewe

SOPHOMORE (2023-24, AT BETHUNE-COOKMAN)

- ✦ Appeared in 30 games, starting in 13 of them while playing in 397 minutes
- ✦ Averaged 4.4 points and 3.97 rebounds per game
- ✦ Tallied 20 assists, 14 blocks and nine steals
- ✦ Shot 52.1% (50-for-96) from the field
- ✦ Pulled in a season high 13 rebounds at Purdue Fort Wayne on Dec. 16
- ✦ Had a double-double against Trinity (FL) on Nov. 10 with 13 points and 11 rebounds
- ✦ Scored a season and career high 13 points on two occasions, against Trinity (FL) and against Longwood (Nov. 26)

FRESHMAN (2022-23, AT BETHUNE-COOKMAN)

- ✦ Appeared in 15 games, starting in four
- ✦ Averaged 2.7 points on 53% shooting and 4.0 rebounds per game
- ✦ Had 10 points, 2 rebounds, 1 assist, and 2 blocks against Trinity Baptist (Nov. 16)
- ✦ Had 8 points, 3 rebounds, 1 assist, and 1 steal against Charleston Southern (Nov. 21)
- ✦ Had 6 points, 4 rebounds, and 1 block against North Florida (Dec. 10)

PREP

- ✦ Attended Windermere Prep for high school before going to Hargrave Military Academy following graduation

COLLEGE PATH

2022-23: Freshman - Bethune-Cookman
2023-24: Sophomore - Bethune-Cookman
2024-25: Junior - UCF

CAREER HIGHS

Points	13	2x, last at Longwood (11/26/23)
Rebounds	13	at Purdue Fort Wayne (12/16/23)
Assists	3	at Purdue Fort Wayne (12/16/23)
Steals	2	Alabama A&M (2/24/24)
Blocks	3	Trinity (FL) (11/10/23)
FGs Made	6	Trinity (FL) (11/10/23)
FGs Attempted	10	3x, last vs. Alabama A&M (2/24/24)
3-Pt. FGs Made	-	-
3-Pt. FGs Attempted	-	-
FTs Made	5	Southern U. (1/15/24)
FTs Attempted	6	Southern U. (1/15/24)

2023-24 GAME HIGHS

Points	13	2x, last at Longwood (11/26/23)
Rebounds	13	at Purdue Fort Wayne (12/16/23)
Assists	3	at Purdue Fort Wayne (12/16/23)
Steals	2	Alabama A&M (2/24/24)
Blocks	3	Trinity (FL) (11/10/23)
FGs Made	6	Trinity (FL) (11/10/23)
FGs Attempted	10	3x, last vs. Alabama A&M (2/24/24)
3-Pt. FGs Made	-	-
3-Pt. FGs Attempted	-	-
FTs Made	5	Southern U. (1/15/24)
FTs Attempted	6	Southern U. (1/15/24)

DID YOU KNOW?

Major: Business Communications
Favorite pro athlete: Nikola Jokić
Favorite professional team: Orlando City SC
Pre-game ritual: Jump rope, listen to music
Favorite movie: The Matrix
Favorite TV show: Family Guy
Favorite music artist: Hans Zimmer
Favorite food: Chicken cesar salad with homemade cesar dressing
Second favorite sport: Soccer
Favorite off-day activity: LEGOs
Fun fact: Speaks Portugese and is half Brazilian
Hidden talent: Juggling

MISCELLANEOUS

	2023-24	Career
10+ Points	4	5
20+ Points	-	-
30+ Points	-	-
5+ Rebounds	10	13
10+ Rebounds	2	2
3+ Three Pointers	-	-
5+ Assists	-	-
3+ Steals	-	-
3+ Blocks	1	1
Double-Doubles	1	1

Career Stats

SEASON	TEAM	GP	GS	MIN	AVG	FG	FGA	PCT	3FG	3FGA	PCT	FT	FTA	PCT	OFF	DEF	TOT	RPG	PF	FO	A	APG	TO	BLK	STL	PTS	PPG
2022-23	Bethune-Cookman	15	4	177	11.8	24	45	.533	0	0	-	12	23	.522	14	27	41	2.7	30	0	4	0.3	19	8	1	60	4.0
2023-24	Bethune-Cookman	30	13	397	13.2	50	96	.521	0	0	-	32	46	.696	40	79	119	4.0	72	3	20	0.7	33	14	9	132	4.4
TOTAL		45	17	574	12.8	74	141	.525	0	0	-	44	69	.638	54	106	160	3.6	102	3	24	0.5	52	22	10	192	4.3

8 / Elijah Hulsewe

2022-23 GAME-BY-GAME | FR. | BETHUNE-COOKMAN

Opponent	Date	GS	MIN	FG-A	3FG-A	FT-A	O-D-TOT	PF	A	TO	BLK	STL	PTS	PPG
at Iowa	11/7/22		10:41	2-3	0-0	0-0	0-1-1	1	0	3	0	0	4	4.0
at Indiana	11/10/22		16:57	0-1	0-0	1-4	0-3-3	2	0	1	1	0	1	2.5
Florida National	11/14/22		9:18	3-3	0-0	0-0	0-2-2	3	0	0	1	0	6	3.7
Trinity Baptist	11/16/22		13:33	4-5	0-0	2-2	1-1-2	2	1	0	2	0	10	5.3
at Charleston Southern	11/21/22		19:23	3-6	0-0	2-2	1-2-3	2	1	2	0	1	8	5.8
vs. Idaho State*	11/26/22		13:44	2-4	0-0	1-2	1-0-1	1	0	0	0	0	5	5.7
vs. Northwestern State*	11/27/22		2:33	0-0	0-0	0-0	0-0-0	0	0	0	0	0	0	4.9
Chicago State	12/1/22	*	11:28	1-4	0-0	1-2	2-4-6	4	0	0	2	0	3	4.6
at North Florida	12/10/22		11:48	3-7	0-0	0-1	3-1-4	2	0	0	1	0	6	4.8
at Incarnate Word	12/16/22		1:38	0-0	0-0	0-0	0-0-0	0	0	1	0	0	0	4.3
at UTSA	12/18/22		16:29	1-1	0-0	0-0	0-5-5	4	1	4	0	0	2	4.1
North Florida	12/22/22		12:05	2-3	0-0	1-1	0-2-2	1	0	1	0	0	5	4.2
at Illinois	12/29/22	*	16:14	1-3	0-0	2-4	3-5-8	4	0	5	1	0	4	4.2
at Florida A&M*	1/2/23	*	15:41	2-4	0-0	2-5	3-1-4	3	1	1	0	0	6	4.3
at Grambling*	1/7/23	*	5:44	0-1	0-0	0-0	0-0-0	1	0	1	0	0	0	4.0
at Southern*	1/9/23		DNP											
Mississippi Valley State*	1/14/23		DNP											
Arkansas-Pine Bluff*	1/16/23		DNP											
at Jackson State*	1/21/23		DNP											
at Alcorn State*	1/23/23		DNP											
Alabama State*	1/28/23		DNP											
Alabama A&M*	1/30/23		DNP											
at Prairie View A&M*	2/4/23		DNP											
at Texas Southern*	2/6/23		DNP											
Alcorn State*	2/11/23		DNP											
Jackson State	2/13/23		DNP											
at Alabama A&M*	2/18/23		DNP											
at Alabama State*	2/20/23		DNP											
Southern*	2/25/23		DNP											
Grambling*	2/27/23		DNP											
Florida A&M*	3/8/23		DNP											
Grambling%	3/8/23		DNP											

* - Central Arkansas Classic * - SWAC Game % - SWAC Tournament

2023-24 GAME-BY-GAME | SO. | BETHUNE-COOKMAN

Opponent	Date	GS	MIN	FG-A	3FG-A	FT-A	O-D-TOT	PF	A	TO	BLK	STL	PTS	PPG
at Minnesota	11/6/23	*	21:46	3-8	0-0	0-0	3-1-4	4	1	0	0	0	6	6.0
Trinity (FL)	11/10/23	*	18:27	6-10	0-0	1-2	7-4-11	3	0	2	3	0	13	9.5
Trinity Baptist	11/15/23		DNP											
Charleston Southern	11/20/23		20:14	4-10	0-0	1-2	3-3-6	2	1	0	0	1	9	9.3
vs. Lamar*	11/24/23	*	11:08	0-1	0-0	0-0	1-1-2	4	1	1	0	0	0	7.0
vs. Delaware State*	11/25/23	*	12:36	0-1	0-0	4-4	0-2-2	3	0	0	0	0	4	6.4
at Longwood*	11/26/23	*	26:14	5-8	0-0	3-4	2-5-7	5	0	3	0	1	13	7.5
Incarnate Word	12/1/23	*	11:30	1-3	0-0	0-0	0-2-2	5	1	1	0	0	2	6.7
at South Carolina State	12/9/23	*	16:00	5-7	0-0	0-2	2-4-6	5	1	0	1	0	10	7.1
at Purdue Fort Wayne	12/16/23	*	20:03	2-2	0-0	0-0	3-10-13	2	3	4	0	0	4	6.8
at Chicago State	12/20/23	*	18:54	1-2	0-0	2-2	2-4-6	3	2	3	1	0	4	6.5
at UCF	12/29/23		DNP											
at Mississippi State	12/31/23		DNP											
Florida A&M*	1/6/24	*	10:41	2-2	0-0	1-1	0-3-3	4	1	3	1	1	5	6.4
Grambling*	1/13/24	*	21:53	1-4	0-0	3-4	5-3-8	2	0	5	0	0	5	6.3
Southern*	1/15/24	*	21:29	1-1	0-0	5-6	2-5-7	2	1	1	0	0	7	6.3
at Mississippi Valley State*	1/20/24	*	17:56	3-4	0-0	4-4	0-4-4	0	0	1	2	0	10	6.6
at Arkansas-Pine Bluff*	1/22/24		DNP											
Jackson State*	1/27/24		9:26	0-0	0-0	0-0	1-1-2	2	2	1	0	0	0	6.1
Alcorn State*	1/29/24		6:02	0-0	0-0	0-0	0-0-0	0	0	0	0	0	0	5.8
at Alabama State*	2/3/24		7:42	0-0	0-0	0-0	0-2-2	3	0	1	1	0	0	5.4
at Alabama A&M*	2/5/24		6:42	0-0	0-0	0-0	0-2-2	2	0	1	2	0	0	5.1
Prairie View A&M*	2/10/24		1:45	0-0	0-0	1-2	0-0-0	1	0	0	0	0	1	4.9
Texas Southern*	2/12/24		10:58	0-1	0-0	0-0	0-4-4	3	2	2	0	1	0	4.7
at Alcorn State*	2/17/24		3:01	0-1	0-0	0-2	0-0-0	2	0	0	0	0	0	4.4
at Jackson State*	2/19/24		16:10	2-5	0-0	0-0	1-1-2	1	0	0	0	1	4	4.4
Alabama A&M	2/24/24		13:42	4-10	0-0	0-0	4-2-6	3	0	2	0	2	8	4.6
Alabama State*	2/26/24		16:54	3-5	0-0	1-1	1-6-7	1	1	0	1	0	7	4.7
at Southern*	3/2/24		8:14	0-0	0-0	1-2	0-2-2	3	0	0	0	0	1	4.5
at Grambling*	3/4/24		8:27	1-3	0-0	0-0	0-1-1	0	0	0	1	0	2	4.4
at Florida A&M*	3/9/24		6:55	1-2	0-0	0-0	2-1-3	2	1	0	1	1	2	4.3
vs. Southern%	3/14/24		9:56	2-2	0-0	2-4	0-2-2	1	1	1	0	0	6	4.4
vs. Grambling%	3/15/24		12:43	0-0	0-0	1-2	0-3-3	2	0	0	0	1	1	4.3
vs. Arkansas State#	3/23/24		9:41	3-4	0-0	2-2	1-1-2	2	1	1	0	0	8	4.4

* - Brock Challenge * - SWAC Game % - SWAC Tournament # - College Basketball Invitational





11 Cameron SIMPSON

Guard / Freshman / 6-7 / 180
Orlando, Fla. / Oak Ridge

X @CamSimpson_23
@cameronsimpson23

PRIOR TO UCF

- ♦ Scored north of a dozen points per game in each season of his high school career
- ♦ Tallied 13.1 points and 2.8 rebounds per game in his senior season with Oak Ridge
- ♦ Scored 12.8 points with 3.2 rebounds per game in his junior season with Oak Ridge while shooting 49% from the three-point line
- ♦ Averaged 12.8 points, 4.2 rebounds and 1.5 steals per game in his sophomore season at Central Florida Christian Academy in Ocoee
- ♦ Posted 16.9 points per game in his freshman campaign at East River in Orlando



COLLEGE PATH

2024-25: Freshman - UCF

CAREER HIGHS

Points	-	-
Rebounds	-	-
Assists	-	-
Steals	-	-
Blocks	-	-
FGs Made	-	-
FGs Attempted	-	-
3-Pt. FGs Made	-	-
3-Pt. FGs Attempted	-	-
FTs Made	-	-
FTs Attempted	-	-

2023-24 GAME HIGHS

Points	-	-
Rebounds	-	-
Assists	-	-
Steals	-	-
Blocks	-	-
FGs Made	-	-
FGs Attempted	-	-
3-Pt. FGs Made	-	-
3-Pt. FGs Attempted	-	-
FTs Made	-	-
FTs Attempted	-	-

DID YOU KNOW?

Major: Business
Favorite pro athlete: LeBron James
Favorite professional team: Orlando Magic
Pre-game ritual: Listen to music
Favorite movie: Let it Shine
Favorite TV show: All-American
Favorite music artist: Lil Baby
Favorite food: Sweet potato casserole
Second favorite sport: Football
Favorite off-day activity: Bowling
Fun fact: Played football before basketball
Hidden talent: Bowling

MISCELLANEOUS

	2023-24	Career
10+ Points	-	-
20+ Points	-	-
30+ Points	-	-
5+ Rebounds	-	-
10+ Rebounds	-	-
3+ Three Pointers	-	-
5+ Assists	-	-
3+ Steals	-	-
3+ Blocks	-	-
Double-Doubles	-	-

11 / Cameron Simpson





15 Tyler HENDRICKS

Guard / Redshirt Sophomore / 6-6 / 190
Fort Lauderdale, Fla. / Calvary Christian Academy

X @tylerxhendricks
IG @tylerxhendricks1

REDSHIRT FRESHMAN (2023-24)

- ✦ Played in 14 games, coming off the bench for all of them and seeing 106:26 of time on the court
- ✦ Averaged 2.6 points per game along with 1.1 rebounds per contest
- ✦ Shot 46.2% (12-for-26) from the floor and 35.7% (5-for-14) from beyond the three-point arc
- ✦ Snatched a pair of steals and a pair of assists
- ✦ Made his collegiate debut in UCF's season opener vs. FIU (Nov. 6), scoring seven points and pulling in four rebounds
- ✦ His seven points and four rebounds against FIU finished as season highs, along with another four rebounds pulled in at Cincinnati on Jan. 27
- ✦ Hit a pair of three pointers on three attempts against Jacksonville on Dec. 6
- ✦ Played in four regular season Big 12 Conference games, as well as seeing action in UCF's Big 12 Conference Championship first round game against Oklahoma State (Mar. 12), hitting a turnaround jumpshot
- ✦ Made an appearance in UCF's first round NIT Contest vs. South Florida on Mar. 19

FRESHMAN (2022-23)

- ✦ Did not see game action during the 2022-23 season, earning a redshirt
- ✦ One of 12 sets of twins and one of 33 sets of brothers in NCAA Division I college basketball along with Taylor Hendricks

HIGH SCHOOL

- ✦ ESPN and Rivals three-star prospect
- ✦ Played for Calvary Christian Academy in Fort Lauderdale, Fla.
- ✦ Led Calvary Christian to Florida 3A state championship as a junior and senior in 2020-21 and 2021-22
- ✦ Averaged 6.7 points and 3.3 rebounds as senior in 2021-22
- ✦ Averaged 5.3 points and 2.7 rebounds as junior in 2020-21
- ✦ Played for coach Cilk McSweeney
- ✦ Son of Danielle Hendricks
- ✦ Has two brothers—twin Taylor (who became UCF's first lottery and first round NBA Draft pick in 2023) and brother Jamal

COLLEGE PATH

2022-23: Freshman - UCF
2023-24: Redshirt Freshman - UCF
2024-25: Redshirt Sophomore - UCF

CAREER HIGHS

Points	7	FIU (11/6/23)
Rebounds	4	2x, last at Cincinnati (1/27/24)
Assists	1	2x, last vs. South Dakota St. (11/19/23)
Steals	1	2x, last vs. Jacksonville (12/6/23)
Blocks	-	-
FGs Made	3	FIU (11/6/23)
FGs Attempted	4	3x, last vs. Lipscomb (12/2/23)
3-Pt. FGs Made	2	Jacksonville (12/6/23)
3-Pt. FGs Attempted	3	Jacksonville (12/6/23)
FTs Made	3	at Houston (1/20/24)
FTs Attempted	3	at Houston (1/20/24)

2023-24 GAME HIGHS

Points	7	FIU (11/6/23)
Rebounds	4	2x, last at Cincinnati (1/27/24)
Assists	1	2x, last vs. South Dakota St. (11/19/23)
Steals	1	2x, last vs. Jacksonville (12/6/23)
Blocks	-	-
FGs Made	3	FIU (11/6/23)
FGs Attempted	4	3x, last vs. Lipscomb (12/2/23)
3-Pt. FGs Made	2	Jacksonville (12/6/23)
3-Pt. FGs Attempted	3	Jacksonville (12/6/23)
FTs Made	3	at Houston (1/20/24)
FTs Attempted	3	at Houston (1/20/24)

DID YOU KNOW?

Major: Business
Favorite pro athlete: Russell Westbrook
Favorite professional team: Utah Jazz
Pre-game ritual: Pray
Favorite movie: Transformers
Favorite TV show: Breaking Bad
Favorite music artist: Drake
Favorite food: Pizza
Second favorite sport: Football
Favorite off-day activity: Watching Netflix
Fun fact: Played football before basketball
Hidden talent: Plays the piano

MISCELLANEOUS

	2023-24	Career
10+ Points	-	-
20+ Points	-	-
30+ Points	-	-
5+ Rebounds	-	-
10+ Rebounds	-	-
3+ Three Pointers	-	-
5+ Assists	-	-
3+ Steals	-	-
3+ Blocks	-	-
Double-Doubles	-	-

Career Stats

SEASON	TEAM	GP	GS	MIN	AVG	FG	FGA	PCT	3FG	3FGA	PCT	FT	FTA	PCT	OFF	DEF	TOT	RPG	PF	FO	A	APG	TO	BLK	STL	PTS	PPG
2022-23	UCF	0	0	0	-	0	0	-	0	0	-	0	0	-	0	0	0	-	0	0	0	-	0	0	0	0	-
2023-24	UCF	14	0	106	7.6	12	26	.462	5	14	.357	7	8	.875	5	11	16	1.1	17	0	2	0.1	7	0	2	36	2.6
TOTAL		14	0	106	7.6	12	26	.462	5	14	.357	7	8	.875	5	11	16	1.1	17	0	2	0.1	7	0	2	36	2.6

15 / Tyler Hendricks

2022-23 GAME-BY-GAME | FRESHMAN

Opponent	Date	GS	MIN	FG-A	3FG-A	FT-A	O-D-TOT	PF	A	TO	BLK	STL	PTS	PPG
UNC Asheville	11/7/22	DNP												
Florida State	11/11/22	DNP												
Western Illinois	11/14/22	DNP												
vs. Oklahoma State*	11/18/22	DNP												
vs. Santa Clara*	11/20/22	DNP												
Evansville	11/23/22	DNP												
Miami	11/27/22	DNP												
Samford	12/4/22	DNP												
Tarleton	12/11/22	DNP												
at Ole Miss	12/14/22	DNP												
vs. Missouri!	12/17/22	DNP												
Stetson	12/21/22	DNP												
Wichita State*	12/28/22	DNP												
at #3/3 Houston*	12/31/22	DNP												
at ECU*	1/4/23	DNP												
SMU*	1/8/23	DNP												
Memphis*	1/11/23	DNP												
at Tulane*	1/14/23	DNP												
at South Florida*	1/21/23	DNP												
#3/3 Houston*	1/25/23	DNP												
Temple*	1/28/23	DNP												
at Cincinnati*	2/4/23	DNP												
at Wichita State*	2/8/23	DNP												
Tulsa*	2/11/23	DNP												
at Memphis*	2/16/23	DNP												
Cincinnati*	2/19/23	DNP												
South Florida*	2/22/23	DNP												
at Tulsa*	2/26/23	DNP												
at Temple*	3/2/23	DNP												
ECU*	3/5/23	DNP												
vs. SMU%	3/9/23	DNP												
vs. Memphis%	3/10/23	DNP												
at Florida#	3/15/23	DNP												
at Oregon#	3/19/23	DNP												

* - Baha Mar Hoops Bahamas Classic / - Autonation Orange Bowl Basketball Classic / * - AAC Game / % - AAC Championship / # - National Invitation Tournament

2023-24 GAME-BY-GAME | REDSHIRT FRESHMAN

Opponent	Date	GS	MIN	FG-A	3FG-A	FT-A	O-D-TOT	PF	A	TO	BLK	STL	PTS	PPG
FIU	11/6/23		14:16	3-4	1-2	0-0	1-3-4	2	1	2	0	0	7	7.0
at #13/13 Miami	11/10/23		11:07	0-3	0-1	2-2	0-0-0	4	0	0	0	1	2	4.5
Cal St. Fullerton	11/16/23		11:07	2-4	0-2	2-2	0-0-0	4	0	1	0	0	6	5.0
vs. South Dakota St.*	11/19/23		12:00	2-3	1-2	0-0	0-0-0	0	1	0	0	0	5	5.0
vs. Charlotte	11/20/23		7:00	0-0	0-0	0-0	0-1-1	1	0	1	0	0	0	4.0
Stetson	11/26/23		3:03	0-1	0-1	0-0	0-0-0	2	0	1	0	0	0	3.3
Lipscomb	12/2/23		9:51	2-4	1-2	0-0	2-1-3	1	0	0	0	0	5	3.6
Jacksonville	12/6/23		10:00	2-3	2-3	0-1	1-2-3	0	0	1	0	1	6	3.9
Ole Miss	12/10/23	DNP												
Maine	12/18/23	DNP												
Florida A&M	12/21/23	DNP												
Bethune-Cookman	12/29/23	DNP												
at Kansas State*	1/6/24	DNP												
#3/3 Kansas*	1/10/24	DNP												
#18/17 BYU*	1/13/24	DNP												
at Texas*	1/17/24	DNP												
at #5/5 Houston*	1/20/24		3:15	0-0	0-0	3-3	0-0-0	0	0	0	0	0	3	3.8
West Virginia*	1/23/24	DNP												
at Cincinnati*	1/27/24		13:01	0-2	0-0	0-0	1-3-4	0	0	0	0	0	3	3.4
#18/18 Baylor*	1/31/24		3:50	0-0	0-0	0-0	0-0-0	1	0	1	0	0	0	3.1
#23/24 Oklahoma*	2/3/24	DNP												
at #23/23 Texas Tech*	2/10/24		1:36	0-1	0-1	0-0	0-1-1	0	0	0	0	0	0	2.8
at #19/17 BYU*	2/13/24	DNP												
Cincinnati*	2/17/24	DNP												
at West Virginia*	2/20/24	DNP												
#23/23 Texas Tech*	2/24/24	DNP												
at Oklahoma State*	2/28/24	DNP												
#8/6 Iowa State*	3/2/24	DNP												
#1/1 Houston*	3/6/24	DNP												
at TCU*	3/9/24	DNP												
vs. Oklahoma State%	3/12/24		2:14	1-1	0-0	0-0	0-0-0	0	0	0	0	0	2	2.8
vs. #20/21 BYU%	3/13/24	DNP												
South Florida#	3/19/24		4:06	0-0	0-0	0-0	0-0-0	2	0	0	0	0	0	2.6

* - Jacksonville Classic / * - Big 12 Conference Game / % - Big 12 Conference Championship / # - National Invitation Tournament





20 Poohpha WARAKULNUKROH

Guard / Redshirt Junior / 5-11 / 177
Bangkok, Thailand / Montverde Academy

X @PoohphaW10
@poohphaw

REDSHIRT SOPHOMORE (2023-24)

- ✦ Played in six games, coming off the bench in each and playing a total of 10:02 of game time
- ✦ Earned first career block against Jacksonville (Dec. 6)
- ✦ Made a pair of free throws against Bethune-Cookman (Dec. 29) as well as pulling in his first career rebound in the contest

REDSHIRT FRESHMAN (2022-23)

- ✦ Played in seven games, coming off the bench in each and playing a total of 14:14 of game time
- ✦ Made his collegiate debut against Western Illinois (11/14), scoring four points, hitting a three-pointer and a free throw
- ✦ Sunk the first three shots of his career, spanning over three different games
- ✦ Scored a total of 12 points and tallied two assists
- ✦ Shot 66.7% from the field (four-for-six) and was a perfect two-for-two from beyond the three-point arc
- ✦ Scored a career-high four points twice (11/14 vs. Western Illinois, 3/5 vs. ECU)
- ✦ Made an appearance in UCF's NIT contest at Florida on 3/15
- ✦ His pro-rated average points per game per 40 minutes calculated to be 33.7

FRESHMAN (2021-22)

- ✦ Served as a student manager for the men's basketball program. Earned a redshirt in the process.

HIGH SCHOOL

- ✦ Played at Montverde Academy in Montverde, Florida
- ✦ Was the team MVP and leading scorer on the Varsity/Post Grad Team as a senior
- ✦ Joined the varsity team his junior after moving from Thailand
- ✦ 3x3 National Tournament Champion in Thailand for U-16 as a sophomore
- ✦ Leading scorer and MVP for Varsity in Thailand as a freshman
- ✦ Also played Tennis, ranking top 10 in Thailand
- ✦ Played competitively in Golf and Soccer

COLLEGE PATH

2022-23: Redshirt Freshman - UCF
2023-24: Redshirt Sophomore - UCF
2024-25: Redshirt Junior - UCF

CAREER HIGHS

Points	4	2x, last vs. ECU (3/5/23)
Rebounds	1	Bethune-Cookman (12/29/23)
Assists	1	4x, last vs. Bethune-Cookman (12/29/23)
Steals	-	-
Blocks	1	Jacksonville (12/6/23)
FGs Made	1	4x, last vs. ECU (3/5/23)
FGs Attempted	2	2x, last vs. Lipscomb (12/2/23)
3-Pt. FGs Made	1	2x, last vs. ECU (3/5/23)
3-Pt. FGs Attempted	1	3x, last vs. Lipscomb (12/2/23)
FTs Made	2	Bethune-Cookman (12/29/23)
FTs Attempted	2	3x, last vs. ECU (3/5/23)

2023-24 GAME HIGHS

Points	2	Bethune-Cookman (12/29/23)
Rebounds	1	Bethune-Cookman (12/29/23)
Assists	1	2x, last vs. Bethune-Cookman (12/29/23)
Steals	-	-
Blocks	1	Jacksonville (12/6/23)
FGs Made	-	-
FGs Attempted	2	Lipscomb (12/2/23)
3-Pt. FGs Made	-	-
3-Pt. FGs Attempted	1	Lipscomb (12/2/23)
FTs Made	2	Bethune-Cookman (12/29/23)
FTs Attempted	2	Bethune-Cookman (12/29/23)

DID YOU KNOW?

Major/Minor: Mechanical Engineering/Math
Favorite pro athlete: Steve Nash
Favorite professional team: San Antonio Spurs
Pre-game ritual: Listen to slow music
Favorite movie: Whiplash
Favorite TV show: Breaking Bad
Favorite music artist: Elliott Smith
Favorite food: Thai
Second favorite sport: Soccer
Favorite off-day activity: Sleeping
Fun fact: Black belt in taekwondo
Hidden talent: Plays the guitar

MISCELLANEOUS

	2023-24	Career
10+ Points	-	-
20+ Points	-	-
30+ Points	-	-
5+ Rebounds	-	-
10+ Rebounds	-	-
3+ Three Pointers	-	-
5+ Assists	-	-
3+ Steals	-	-
3+ Blocks	-	-
Double-Doubles	-	-

Career Stats

SEASON	TEAM	GP	GS	MIN	AVG	FG	FGA	PCT	3FG	3FGA	PCT	FT	FTA	PCT	OFF	DEF	TOT	RPG	PF	FO	A	APG	TO	BLK	STL	PTS	PPG
2022-23	UCF	7	0	14	2.0	4	6	.667	2	2	1.000	2	4	.500	0	0	0	0.0	3	0	2	0.3	1	0	0	12	1.7
2023-24	UCF	6	0	10	1.7	0	3	.000	0	1	.000	2	2	1.000	0	1	1	0.2	1	0	2	0.3	0	1	0	2	0.3
TOTAL		13	0	24	1.9	4	9	.444	2	3	.667	4	6	.667	0	1	1	0.1	4	0	4	0.3	1	1	0	14	1.1

20 / Poohpha Warakulnukroh

2022-23 GAME-BY-GAME | RESHIRT FRESHMAN

Opponent	Date	GS	MIN	FG-A	3FG-A	FT-A	O-D-TOT	PF	A	TO	BLK	STL	PTS	PPG
UNC Asheville	11/7/22	DNP												
Florida State	11/11/22	DNP												
Western Illinois	11/14/22	3:34		1-1	1-1	1-2	0-0-0	0	0	0	0	0	4	4.0
vs. Oklahoma State*	11/18/22	DNP												
vs. Santa Clara*	11/20/22	DNP												
Evansville	11/23/22	0:57		0-0	0-0	0-0	0-0-0	0	0	0	0	0	0	2.0
Miami	11/27/22	DNP												
Samford	12/4/22	DNP												
Tarleton	12/11/22	1:37		0-0	0-0	0-0	0-0-0	0	0	0	0	0	0	1.0
at Ole Miss	12/14/22	DNP												
vs. Missouri!	12/17/22	DNP												
Stetson	12/21/22	DNP												
Wichita State*	12/28/22	DNP												
at #3/3 Houston*	12/31/22	DNP												
at ECU*	1/4/23	DNP												
SMU*	1/8/23	2:22		1-1	0-0	0-0	0-0-0	0	1	1	0	0	2	1.5
Memphis*	1/11/23	DNP												
at Tulane*	1/14/23	DNP												
at South Florida*	1/21/23	DNP												
#3/3 Houston*	1/25/23	DNP												
Temple*	1/28/23	DNP												
at Cincinnati*	2/4/23	DNP												
at Wichita State*	2/8/23	DNP												
Tulsa*	2/11/23	2:49		1-2	0-0	0-0	0-0-0	1	1	0	0	0	2	1.6
at Memphis*	2/16/23	DNP												
Cincinnati*	2/19/23	DNP												
South Florida*	2/22/23	DNP												
at Tulsa*	2/26/23	DNP												
at Temple*	3/2/23	DNP												
ECU*	3/5/23	1:47		1-1	1-1	1-2	0-0-0	2	0	0	0	0	4	2.0
vs. SMU%	3/9/23	DNP												
vs. Memphis%	3/10/23	DNP												
at Florida#	3/15/23	1:08		0-1	0-0	0-0	0-0-0	0	0	0	0	0	0	1.7
at Oregon#	3/19/23	DNP												

* - Baha Mar Hoops Bahamas Classic / - Autonation Orange Bowl Basketball Classic / * - AAC Game / % - AAC Championship / # - National Invitation Tournament

2023-24 GAME-BY-GAME | REDSHIRT SOPHOMORE

Opponent	Date	GS	MIN	FG-A	3FG-A	FT-A	O-D-TOT	PF	A	TO	BLK	STL	PTS	PPG
FIU	11/6/23	0:38		0-0	0-0	0-0	0-0-0	0	0	0	0	0	0	0.0
at #13/13 Miami	11/10/23	DNP												
Cal St. Fullerton	11/16/23	0:31		0-0	0-0	0-0	0-0-0	0	0	0	0	0	0	0.0
vs. South Dakota St.*	11/19/23	DNP												
vs. Charlotte	11/20/23	DNP												
Stetson	11/26/23	DNP												
Lipscomb	12/2/23	1:37		0-2	0-1	0-0	0-0-0	0	0	0	0	0	0	0.0
Jacksonville	12/6/23	2:03		0-0	0-0	0-0	0-0-0	0	1	0	0	0	0	0.0
Ole Miss	12/10/23	DNP												
Maine	12/18/23	2:17		0-1	0-0	0-0	0-0-0	1	0	0	0	0	0	0.0
Florida A&M	12/21/23	DNP												
Bethune-Cookman	12/29/23	2:56		0-0	0-0	2-2	0-1-1	0	1	0	0	0	2	0.3
at Kansas State*	1/6/24	DNP												
#3/3 Kansas*	1/10/24	DNP												
#18/17 BYU*	1/13/24	DNP												
at Texas*	1/17/24	DNP												
at #5/5 Houston*	1/20/24	DNP												
West Virginia*	1/23/24	DNP												
at Cincinnati*	1/27/24	DNP												
#18/18 Baylor*	1/31/24	DNP												
#23/24 Oklahoma*	2/3/24	DNP												
at #23/23 Texas Tech*	2/10/24	DNP												
at #19/17 BYU*	2/13/24	DNP												
Cincinnati*	2/17/24	DNP												
at West Virginia*	2/20/24	DNP												
#23/23 Texas Tech*	2/24/24	DNP												
at Oklahoma State*	2/28/24	DNP												
#8/6 Iowa State*	3/2/24	DNP												
#1/1 Houston*	3/6/24	DNP												
at TCU*	3/9/24	DNP												
vs. Oklahoma State%	3/12/24	DNP												
vs. #20/21 BYU%	3/13/24	DNP												
South Florida#	3/19/24	DNP												

* - Jacksonville Classic / * - Big 12 Conference Game / % - Big 12 Conference Championship / # - National Invitation Tournament





22 Nils MACHOWSKI

Guard / Sophomore / 6-3 / 183
Berlin, Germany / Paul-Natorp Gymnasium

X @nilsftsc
@Nils.21_

FRESHMAN (2023-24)

- ✦ Played in 25 games, coming off the bench in all of them and playing in 233 minutes of game action
- ✦ Averaged 2.0 points per game, pulling in 1.1 rebounds per contest
- ✦ Shot 32.7% (16-for-49) from the field and 27.3% (9-for-33) from the three-point line
- ✦ Knocked down 72.7% (8-of-11) of his free throws
- ✦ Recorded 21 assists, 13 steals and one block
- ✦ Tallied a career-high 13 points in just his second collegiate game at No. 13 Miami on Nov. 10, going five-for-seven from the field and going a perfect three-for-three from beyond the three-point arc
- ✦ Had a total of two double-digit scoring games, the second of which was at BYU on Feb. 13, scoring 11 points while going four-of-seven from the floor and splashing a pair of triples in five attempts
- ✦ Pulled in a season-best five rebounds at West Virginia on Feb. 20
- ✦ Recorded three assists three times on the season and led the Knights in assists twice throughout the campaign
- ✦ Snatched a pair of steals four times throughout the season, earning three of the four multiple steal performances in his final seven performances

PRIOR TO UCF

- ✦ Spent time in the top tier of German basketball with Alba Berlin
- ✦ Won back-to-back U19 championships with Alba Berlin in 2022 and 2023
- ✦ Hit a game-winning, buzzer-beating, three-point shot to win the 2023 U19 championship
- ✦ Was the starting point guard on the 2022 German National Team in the U18 European Championship
- ✦ Spent time with the third division of German basketball with Bernau, where he averaged 38.5% from three-point land across 18 contests

PERSONAL

- ✦ Nils' father, Sebastian Machowski, was a professional basketball player for 17 years, playing small forward in six different countries. One of his stops was Alba Berlin, the same club that his son went on to play for two and a half decades later. Sebastian completed his 17th year of coaching, most recently at the helm of PGE Spojnia Stargard, a team in the first division of Polish basketball.

COLLEGE PATH

2023-24: Freshman - UCF

2024-25: Sophomore - UCF

CAREER HIGHS

Points	13	at Miami (11/10/23)
Rebounds	5	at West Virginia (2/20/24)
Assists	3	3x, last at Kansas State (12/6/24)
Steals	2	4x, last at West Virginia (2/20/24)
Blocks	1	vs. Charlotte (11/20/23)
FGs Made	5	at Miami (11/10/23)
FGs Attempted	7	2x, last at BYU (2/13/24)
3-Pt. FGs Made	3	at Miami (11/10/23)
3-Pt. FGs Attempted	5	at BYU (2/13/24)
FTs Made	2	3x, last vs. Jacksonville (12/6/23)
FTs Attempted	2	5x, last at BYU (2/13/23)

2023-24 GAME HIGHS

Points	13	at Miami (11/10/23)
Rebounds	5	at West Virginia (2/20/24)
Assists	3	3x, last at Kansas State (12/6/24)
Steals	2	4x, last at West Virginia (2/20/24)
Blocks	1	vs. Charlotte (11/20/23)
FGs Made	5	at Miami (11/10/23)
FGs Attempted	7	2x, last at BYU (2/13/24)
3-Pt. FGs Made	3	at Miami (11/10/23)
3-Pt. FGs Attempted	5	at BYU (2/13/24)
FTs Made	2	3x, last vs. Jacksonville (12/6/23)
FTs Attempted	2	5x, last at BYU (2/13/23)

DID YOU KNOW?

Major/Minor: Communication/Sports Business
Favorite pro athlete: Mike James
Favorite professional team: Orlando Magic
Pre-game ritual: Eat, nap, shower, listen to music
Favorite movie: Pirates of the Caribbean
Favorite TV show: Snowfall
Favorite music artist: Rod Wave
Favorite food: Schnitzel
Second favorite sport: Soccer
Favorite off-day activity: Video games
Fun fact: Unbeatable at board games
Hidden talent: Bowling

MISCELLANEOUS

	2023-24	Career
10+ Points	2	2
20+ Points	-	-
30+ Points	-	-
5+ Rebounds	1	1
10+ Rebounds	-	-
3+ Three Pointers	1	1
5+ Assists	-	-
3+ Steals	-	-
3+ Blocks	-	-
Double-Doubles	-	-

Career Stats

SEASON	TEAM	GP	GS	MIN	AVG	FG	FGA	PCT	3FG	3FGA	PCT	FT	FTA	PCT	OFF	DEF	TOT	RPG	PF	FO	A	APG	TO	BLK	STL	PTS	PPG
2023-24	UCF	25	0	233	9.3	16	49	.327	9	33	.273	8	11	.727	10	18	28	1.1	11	0	21	0.8	10	1	13	49	2.0
TOTAL		25	0	233	9.3	16	49	.327	9	33	.273	8	11	.727	10	18	28	1.1	11	0	21	0.8	10	1	13	49	2.0


22 / Nils Machowski

2023-24 GAME-BY-GAME | FRESHMAN

Opponent	Date	GS	MIN	FG-A	3FG-A	FT-A	O-D-TOT	PF	A	TO	BLK	STL	PTS	PPG
FIU	11/6/23		8:41	1-2	1-2	2-2	1-0-1	0	1	2	0	1	5	5.0
at #13/13 Miami	11/10/23		22:13	5-7	3-3	0-0	0-1-1	1	1	1	0	0	13	9.0
Cal St. Fullerton	11/16/23		13:12	1-3	1-2	1-2	1-2-3	0	1	0	0	0	4	7.3
vs. South Dakota St.*	11/19/23		6:00	0-0	0-0	0-0	1-0-1	0	1	0	0	0	0	5.5
vs. Charlotte*	11/20/23		8:00	0-2	0-1	0-0	0-2-2	0	0	0	1	0	0	4.4
Stetson	11/26/23		8:23	0-1	0-1	0-0	0-1-1	1	2	1	0	0	0	3.7
Lipscomb	12/2/23		14:02	1-2	0-0	2-2	0-2-2	0	1	0	0	0	4	3.7
Jacksonville	12/6/23		19:31	0-5	0-3	2-2	0-2-2	1	3	0	0	1	2	3.5
Ole Miss	12/10/23		2:59	0-0	0-0	0-0	0-0-0	0	0	0	0	0	0	3.1
Maine	12/18/23		15:01	1-5	1-4	0-0	0-0-0	0	1	1	0	1	3	3.1
Florida A&M	12/21/23		5:36	0-1	0-1	0-0	0-0-0	0	0	1	0	0	0	2.8
Bethune-Cookman	12/29/23		13:57	0-2	0-2	0-0	0-1-1	1	3	2	0	2	0	2.6
at Kansas State*	1/6/24		4:36	0-0	0-0	0-0	0-0-0	0	3	0	0	0	0	2.4
#3/3 Kansas*	1/10/24		DNP											
#18/17 BYU*	1/13/24		DNP											
at Texas*	1/17/24		1:31	0-0	0-0	0-0	0-0-0	0	0	0	0	0	0	2.2
at #5/5 Houston*	1/20/24		3:15	0-0	0-0	0-0	0-0-0	0	0	0	0	1	0	2.1
West Virginia*	1/23/24		4:20	0-0	0-0	0-0	0-0-0	0	0	0	0	0	0	1.9
at Cincinnati*	1/27/24		6:02	1-1	0-0	0-0	0-0-0	1	1	0	0	0	2	1.9
#18/18 Baylor*	1/31/24		4:50	0-0	0-0	0-1	1-0-1	0	0	0	0	2	0	1.8
#23/24 Oklahoma*	2/3/24		15:45	1-3	1-3	0-0	0-2-2	1	0	0	0	0	3	1.9
at #23/23 Texas Tech*	2/10/24		5:42	0-3	0-2	0-0	0-1-1	0	0	0	0	1	0	1.8
at #19/17 BYU*	2/13/24		16:23	4-7	2-5	1-2	2-1-3	3	1	0	0	2	11	2.2
Cincinnati*	2/17/24		9:49	1-1	0-0	0-0	0-2-2	0	1	2	0	0	2	2.2
at West Virginia*	2/20/24		18:34	0-4	0-4	0-0	4-1-5	1	1	0	0	2	0	2.1
#23/23 Texas Tech*	2/24/24		DNP											
at Oklahoma State*	2/28/24		DNP											
#8/6 Iowa State*	3/2/24		DNP											
#1/1 Houston*	3/6/24		DNP											
at TCU*	3/9/24		DNP											
vs. Oklahoma State%	3/12/24		2:14	0-0	0-0	0-0	0-0-0	1	0	0	0	0	0	2.0
vs. #20/21 BYU%	3/13/24		DNP											
South Florida#	3/19/24		2:16	0-0	0-0	0-0	0-0-0	0	0	0	0	0	0	2.0

* - Jacksonville Classic * - Big 12 Conference Game % - Big 12 Conference Championship # - National Invitation Tournament





24 Jaylin SELLERS

Guard / Senior / 6-4 / 205
Columbus, Ga. / Carver Montgomery / Ball State
X @JaylinSellers
@rtsjaylin

JUNIOR (2023-24)

- Named All-Big 12 Honorable Mention
- Earned Big 12 Co-Newcomer of the Week Honors on Nov. 27, averaging 26.5 points per game and 7.0 rebounds over a two-game span vs. Charlotte and Stetson
- Played in all 33 of UCF's games during the season, earning a starting nod in 32 contests and playing in 1,054 minutes
- Averaged a team-high 15.9 points per game, scoring a career-best 524 total points
- Led the Big 12 in points per game from Nov. 27-Dec. 18 and finished fourth in the conference at season's end
- Recorded career-highs in points, steals (35), assists (36), rebounds (118), free throw percentage (82.9%), free throws made (126) and attempted (152)
- Led UCF in scoring in 14 contests while leading in rebounds five times and steals on three occasions
- Scored double-digit points in 29 of UCF's 33 games, including seven games with 20 points or more and one performance of 30 or more points
- Had nine games in which he sunk three or more three pointers
- Shot 41.9% (173-for-413) from the field while shooting 29.7% (52-for-175)
- Started his UCF career with 15 points or more in his first eight games of the season and scored double-digit points in his first 12 games
- Recorded his 1,000th career collegiate point at No. 23 Texas Tech on Feb. 10, sinking 14 points while shooting four-of-six from the three-point line
- Posted impressive numbers to start the year, scoring 23 points in his debut with the Black and Gold against FIU on Nov. 6 before recording 22 points and 11 rebounds at No. 13 Miami the following game on Nov. 10
- Earned a career-high 34 points against Stetson on Nov. 26, shooting 12-of-16 from the field and three-of-six from the three-point line while pulling in eight rebounds and recording two assists
- Earned a career-high five assists against Cal St. Fullerton on Nov. 16
- Tied a career-high in steals twice, earning four against Ole Miss on Dec. 10 and Florida A&M two games later on Dec. 21
- His 12 made field goals against Stetson on Nov. 26 and 21 field goals attempted at No. 13 Miami were both career highs
- Attempted a career-high nine three pointers against No. 18 Baylor on Jan. 31
- Made 13-of-14 free throws against No. 23 Oklahoma, both career bests

SOPHOMORE (2022-23, AT BALL STATE)

- Named to the All-MAC Third Team
- Was second on the team in scoring, averaging 13.5 points per game while pulling in 3.7 rebounds per contest and totaling 26 assists
- Shot 49% (144-for-294) from the field and 45% (54-for-120) from the three point line, ranking second in the MAC
- Snagged 21 steals which ranked him third on the team and added 16 blocks, also third on the team
- Set a new career-high with 24 points vs. Illinois State (12/17/22)
- Pulled in a career-high 14 rebounds against Ind.-South Bend (11/19/22)
- Had 23 games in which he scored double-digit points, including five where he scored over 20 points
- Recorded two double-doubles, scoring 18 points with 14 rebounds against Ind.-South Bend on 11/19/22 and 15 points with 11 rebounds at Toledo on 1/3/23

FRESHMAN (2021-22, AT BALL STATE)

- Named to the 2022 MAC All-Freshman Team
- Appeared in all 31 games, including five starts
- Scored 207 points and collected 57 rebounds
- Recorded a career-high 16 points against Western Michigan on March 4
- Brought down a personal-best five rebounds on two occasions, once against IU-Kokomo (12/12) and the other against Western Michigan (3/4)

CAREER HONORS

All-Big 12 Honorable Mention
2023-24
Big 12 Newcomer of the Week
Co-Newcomer: Nov. 27, 2023
All-MAC Third Team
2022-23
MAC All-Freshman Team
2021-22

COLLEGE PATH

2021-22: Freshman - Ball State
2022-23: Sophomore - Ball State
2023-24: Junior - UCF
2024-25: Senior - UCF

CAREER HIGHS

Points	34	Stetson (11/26/23)
Rebounds	14	Ind.-South Bend (11/19/22)
Assists	5	Cal St. Fullerton (11/16/23)
Steals	4	3x, last vs. Florida A&M (12/21/23)
Blocks	3	Akron (1/6/23)
FGs Made	12	Stetson (11/26/23)
FGs Attempted	21	at Miami (11/10/23)
3-Pt. FGs Made	5	Bowling Green (2/11/23)
3-Pt. FGs Attempted	9	2x, last vs. Baylor (1/31/24)
FTs Made	13	Oklahoma (2/3/24)
FTs Attempted	14	Oklahoma (2/3/24)

2023-24 GAME HIGHS

Points	34	Stetson (11/26/23)
Rebounds	11	at Miami (11/10/23)
Assists	5	Cal St. Fullerton (11/16/23)
Steals	4	2x, last vs. Florida A&M (12/21/23)
Blocks	1	3x, last Houston (3/6/24)
FGs Made	12	Stetson (11/26/23)
FGs Attempted	21	at Miami (11/10/23)
3-Pt. FGs Made	4	3x, last at Texas Tech (2/10/24)
3-Pt. FGs Attempted	9	Baylor (1/31/24)
FTs Made	13	Oklahoma (2/3/24)
FTs Attempted	14	Oklahoma (2/3/24)

DID YOU KNOW?

Major: General Studies
Favorite pro athlete: Anthony Edwards
Favorite pro team: Atlanta Hawks
Pre-game ritual: Workout and pray
Favorite movie(s): Love and Basketball
Favorite TV show: Martin
Favorite music artist: Rod Wave
Favorite food: Hot lemon pepper wings
Second favorite sport: Football
Favorite off-day activity: Sleep
Hidden talent: Playing football

MISCELLANEOUS

	2023-24	Career
10+ Points	29	58
20+ Points	7	13
30+ Points	1	1
5+ Rebounds	10	19
10+ Rebounds	1	3
3+ Three Pointers	9	17
5+ Assists	1	2
3+ Steals	4	10
3+ Blocks	-	1
Double-Doubles	1	3

Career Stats

SEASON	TEAM	GP	GS	MIN	AVG	FG	FGA	PCT	3FG	3FGA	PCT	FT	FTA	PCT	OFF	DEF	TOT	RPG	PF	FO	A	APG	TO	BLK	STL	PTS	PPG
2021-22	Ball State	31	5	588	19.0	81	147	.551	24	54	.444	21	32	.656	15	42	57	1.8	53	0	16	0.5	28	7	24	207	6.7
2022-23	Ball State	31	30	929	30.0	144	294	.490	54	120	.450	78	103	.757	33	82	115	3.7	78	3	26	0.8	49	16	21	420	13.6
2023-24	UCF	33	32	1,053	31.9	173	413	.419	52	175	.297	126	152	.829	46	72	118	3.6	58	1	36	1.1	42	4	35	524	15.9
TOTAL		95	67	2,570	27.0	398	854	.466	130	349	.373	225	287	.784	94	196	290	3.1	189	4	78	0.8	119	27	80	1,151	12.1

24 / Jaylin Sellers

- ◆ Dished out a career-best two assists three different times, against Ohio (2/1), Bowling Green (2/19), and Eastern Michigan (2/26)
- ◆ Tallied a personal-best four steals against Central Michigan on Feb. 8
- ◆ Knocked down a career-high three 3-pointers against Bowling Green on Jan. 1
- ◆ Produced 24 steals, 16 assists, and seven blocks

HIGH SCHOOL

- ◆ A combo guard from Columbus, Georgia, who was a two-time all-state honoree in Georgia before going to Carver Montgomery High School in Montgomery, Alabama
- ◆ Played his senior season at Spencer High School
- ◆ Was his team's MVP as a sophomore and All-Tri City Player of the Year last year as a junior
- ◆ Played on the AAU circuit with Team Carrol Premier
- ◆ Also played AAU ball with Georgia Kings

2021-22 GAME-BY-GAME | FR. | BALL STATE

Opponent	Date	GS	MIN	FG-A	3FG-A	FT-A	O-D-TOT	PF	A	TO	BLK	STL	PTS	PPG
at Georgia Southern	11/9/21	*	24:13	4-8	1-3	0-0	0-0-0	2	0	3	0	0	9	9.0
Omaha	11/13/21	*	14:23	1-2	0-0	0-0	0-1-1	0	0	1	0	0	2	5.5
vs. FIU*	11/18/21		13:45	0-4	0-3	0-0	0-2-2	1	1	0	0	0	0	3.7
vs. Weber State*	11/18/21		13:03	1-4	0-2	1-2	0-1-1	4	1	0	0	0	2	3.3
vs. UMass*	11/21/21		16:41	3-4	0-1	0-0	0-1-1	0	0	0	0	0	6	3.8
Indiana State	11/27/21		17:18	4-7	1-2	0-0	1-0-1	2	0	0	0	1	9	4.7
at Western Illinois	12/1/21	*	23:45	4-7	1-1	2-2	1-2-3	3	0	0	0	2	11	5.6
at Xavier	12/8/21		17:30	2-5	0-1	0-0	0-2-2	0	1	2	0	0	4	5.4
IU Kokomo	12/12/21	*	22:08	2-2	1-1	0-0	1-4-5	0	0	0	0	0	5	5.3
at Illinois State	12/18/21	*	16:36	2-2	1-1	0-0	0-4-4	2	0	2	0	0	5	5.3
Eastern Illinois	12/21/21		10:51	1-4	0-2	0-1	0-0-0	2	0	1	1	0	2	5.0
Bowling Green*	1/1/22		15:37	4-5	3-3	0-0	0-1-1	0	0	1	0	1	11	5.5
Kent State*	1/4/22		9:24	0-1	0-0	0-0	0-1-1	0	0	1	1	0	0	5.1
at Eastern Michigan*	1/8/22		18:18	4-4	1-1	0-0	0-1-1	2	1	0	1	3	9	5.4
at Akron*	1/11/22		17:23	2-4	1-2	0-1	0-1-1	1	0	0	0	0	5	5.3
Buffalo*	1/14/22		11:01	0-1	0-0	1-2	0-1-1	0	0	0	0	0	1	5.1
at Toledo*	1/18/22		22:33	3-6	0-1	2-2	1-0-1	2	1	2	1	1	8	5.2
Miami (OH)*	1/25/22		12:42	1-1	0-0	0-0	1-2-3	1	0	0	0	0	2	5.1
at Northern Illinois*	1/27/22		15:45	3-3	1-1	0-0	1-1-2	2	0	1	0	1	7	5.2
Western Michigan*	1/29/22		20:44	3-6	1-2	0-0	1-0-1	1	0	0	0	1	7	5.3
at Ohio*	2/1/22		16:23	3-4	1-2	1-2	0-0-0	4	2	1	0	3	8	5.4
Toledo*	2/4/22		21:09	4-5	1-1	2-3	0-4-4	2	1	1	0	0	11	5.6
Central Michigan*	2/8/22		27:48	4-7	1-3	0-0	2-2-4	3	1	2	1	4	9	5.8
at Buffalo*	2/12/22		25:01	4-10	1-3	0-0	0-1-1	1	1	3	0	1	9	5.9
Northern Illinois*	2/15/22		21:03	1-2	0-0	4-4	0-1-1	2	0	0	0	3	6	5.9
at Bowling Green*	2/19/22		20:19	3-4	0-1	0-0	1-0-1	4	2	1	0	0	6	5.9
at Kent State*	2/22/22		31:18	4-8	2-4	2-2	1-2-3	1	1	1	0	1	12	6.1
Eastern Michigan*	2/26/22		25:29	5-8	2-3	0-0	2-2-4	2	2	0	1	1	12	6.4
Akron*	3/1/22	*	18:35	2-2	1-1	1-2	0-0-0	3	0	4	0	0	6	6.3
at Western Michigan*	3/4/22		24:58	5-7	2-4	4-5	2-3-5	2	1	1	0	0	16	6.7
vs. Ohio%	3/10/22		21:52	2-10	1-5	2-5	0-2-2	2	1	1	0	0	7	6.7

* - Jersey Mike's Classic * - MAC Game % - MAC Tournament

2022-23 GAME-BY-GAME | SO. | BALL STATE

Opponent	Date	GS	MIN	FG-A	3FG-A	FT-A	O-D-TOT	PF	A	TO	BLK	STL	PTS	PPG
Earlham	11/7/22		DNP											
at Indiana State	11/12/22		19:20	1-4	1-1	0-0	0-3-3	2	0	2	0	0	3	3.0
at Omaha	11/16/22	*	19:09	2-4	0-0	8-8	0-3-3	4	2	2	0	3	12	7.5
IU-South Bend	11/19/22	*	30:38	7-10	3-5	1-2	4-10-14	3	0	0	0	0	18	11.0
vs. Vermont*	11/25/22	*	35:50	9-16	2-3	1-5	3-2-5	0	1	0	0	0	21	13.5
vs. Missouri State*	11/26/22	*	29:02	2-7	1-4	2-2	0-2-2	1	0	1	0	0	7	12.2
vs. San Jose State*	11/27/22	*	29:29	1-3	0-1	4-4	1-0-1	3	0	0	0	0	6	11.2
at Duquesne	12/3/22	*	32:07	7-11	3-5	5-5	2-1-3	3	0	2	0	1	22	12.7
at Eastern Illinois	12/7/22	*	20:29	2-4	1-1	4-5	1-3-4	5	1	2	0	1	9	12.3
Evansville	12/10/22	*	25:45	6-9	3-4	5-5	2-2-4	2	1	0	0	0	20	13.1
vs. Illinois State!	12/17/22	*	35:11	7-12	3-3	7-8	1-3-4	2	3	3	1	1	24	14.2
Georgia Southern	12/21/22	*	38:35	5-12	2-5	5-8	2-5-7	2	1	1	0	1	17	14.5
Chicago State	12/28/22	*	24:04	4-6	2-4	4-5	1-1-2	4	1	2	1	3	14	14.4
at Toledo*	1/3/23	*	34:15	5-11	3-6	2-2	5-6-11	3	2	5	0	1	15	14.5
Akron*	1/6/23	*	37:45	4-13	2-4	3-4	1-1-2	1	0	4	3	0	13	14.4
at Ohio*	1/10/23	*	33:17	3-8	0-3	0-1	0-3-3	2	1	5	1	1	6	13.8
Miami (OH)*	1/14/23	*	36:56	7-16	1-5	0-0	1-1-2	1	1	0	1	1	15	13.9
Western Michigan*	1/17/23	*	33:29	4-7	1-2	0-2	1-2-3	1	0	2	1	0	9	13.6
at Kent State*	1/23/23	*	27:50	4-11	1-6	2-2	0-0-0	2	0	2	0	1	11	13.4
Buffalo*	1/24/23	*	26:04	4-10	2-4	0-0	1-2-3	3	2	2	2	1	10	13.3
at Northern Illinois*	1/28/23	*	20:32	3-6	1-2	2-4	3-1-4	5	1	0	0	1	9	13.1
at Bowling Green*	1/31/23	*	29:24	3-4	1-1	4-8	0-2-2	0	0	1	1	0	11	13.0
Eastern Michigan*	2/3/23	*	33:54	7-11	2-4	1-1	1-1-2	4	1	1	1	0	17	13.1
at Central Michigan*	2/7/23	*	29:17	4-7	2-4	2-4	1-3-4	3	2	2	0	0	12	13.1
Bowling Green*	2/11/23	*	23:41	5-7	5-5	2-2	0-2-2	4	2	2	2	0	17	13.3
Northern Illinois*	2/14/23	*	31:09	5-12	1-6	2-2	0-2-2	1	0	0	1	1	13	13.2
at Western Michigan*	2/18/23	*	37:24	8-19	4-9	2-2	1-4-5	3	1	1	0	1	22	13.6
Kent State*	2/21/23	*	19:19	7-9	1-3	5-5	0-2-2	4	0	1	0	0	20	13.8
at Eastern Michigan*	2/25/23	*	34:13	4-10	2-5	4-4	0-3-3	5	1	0	0	0	14	13.8
at Akron*	2/28/23	*	37:10	4-10	1-2	0-0	1-5-6	2	0	1	1	2	9	13.7
Toledo*	3/3/23	*	34:40	6-14	1-6	1-3	0-6-6	3	2	1	0	1	14	13.7
vs. Ohio%	3/9/23	*	28:51	4-11	2-7	0-0	0-1-1	0	0	4	0	0	10	13.5

* - Baha Mar Hoops Nassau Championship ! - Indy Classic * - MAC Game % - MAC Tournament

2023-24 GAME-BY-GAME | JUNIOR

Opponent	Date	GS	MIN	FG-A	3FG-A	FT-A	O-D-TOT	PF	A	TO	BLK	STL	PTS	PPG
FIU	11/6/23	*	32:06	8-15	1-4	6-7	2-4-6	1	2	2	0	3	23	23.0
at #13/13 Miami	11/10/23	*	34:03	9-21	0-7	4-5	6-5-11	4	1	3	0	2	22	22.5
Cal St. Fullerton	11/16/23	*	29:43	7-12	1-2	0-1	3-2-5	1	5	2	0	0	15	20.0
vs. South Dakota St.*	11/19/23	*	34:00	5-13	2-7	8-11	1-2-3	2	1	0	0	2	20	20.0
vs. Charlotte*	11/20/23	*	37:00	7-16	3-7	2-2	5-1-6	2	0	2	0	0	19	19.8
Stetson	11/26/23	*	38:38	12-16	3-6	7-7	2-6-8	2	2	1	0	1	34	22.2
Lipscomb	12/2/23	*	29:42	6-15	1-8	3-3	0-0-0	3	0	2	0	2	16	21.3
Jacksonville	12/6/23	*	27:32	4-10	3-8	5-8	0-2-2	0	0	1	0	2	16	20.6
Ole Miss	12/10/23	*	32:19	3-12	0-5	5-7	2-2-4	3	1	3	0	4	11	19.6
Maine	12/18/23	*	28:01	4-9	0-4	5-6	0-2-2	2	0	0	0	0	13	18.9
Florida A&M	12/21/23	*	31:01	5-16	0-4	5-5	1-2-3	1	1	1	0	4	15	18.5
Bethune-Cookman	12/29/23	*	26:05	4-9	3-6	8-8	1-3-4	1	1	0	0	1	19	18.6
at Kansas State*	1/6/24	*	27:42	3-13	2-6	0-0	2-2-4	3	0	1	1	0	8	17.8
#3/3 Kansas*	1/10/24	*	36:13	7-11	4-7	0-0	1-1-2	1	1	0	0	0	18	17.8
#18/17 BYU*	1/13/24	*	37:01	3-12	0-5	7-8	1-0-1	1	0	0	0	1	13	17.5
at Texas*	1/17/24		33:06	7-12	2-6	8-8	1-4-5	1	1	0	0	1	24	17.9
at #5/5 Houston*	1/20/24	*	30:13	0-7	0-4	4-4	2-7-9	1	1	2	0	0	4	17.1
West Virginia*	1/23/24	*	26:53	5-11	3-6	5-6	2-3-5	4	2	3	0	1	18	17.1
at Cincinnati*	1/27/24	*	32:44	7-14	2-4	3-4	2-0-2	0	2	2	0	1	19	17.2
#18/18 Baylor*	1/31/24	*	38:39	5-14	4-9	0-0	0-2-2	2	4	1	0	0	14	17.1
#23/24 Oklahoma*	2/3/24	*	35:30	3-10	1-4	13-14	1-3-4	0	0	1	0	3	20	17.2
at #23/23 Texas Tech*	2/10/24	*	39:36	5-15	4-6	0-0	0-2-2	1	1	3	0	0	14	17.0
at #19/17 BYU*	2/13/24	*	33:32	7-17	2-8	1-2	1-1-2	2	2	0	0	1	17	17.0
Cincinnati*	2/17/24	*	33:39	6-13	1-4	2-2	0-4-4	1	0	0	0	0	15	17.0
at West Virginia*	2/20/24	*	27:14	1-11	1-5	3-4	2-1-3	1	1	2	1	0	6	16.5
#23/23 Texas Tech*	2/24/24	*	26:35	6-11	2-3	2-2	0-1-1	1	1	0	0	1	15	16.5
at Oklahoma State*	2/28/24	*	26:23	4-10	2-3	2-2	0-0-2	3	0	2	0	0	12	16.3
#8/6 Iowa State*	3/2/24	*	39:13	6-13	0-5	1-1	0-0-0	2	0	1	0	1	13	16.2
#1/1 Houston*	3/6/24	*	33:40	3-6	0-3	6-9	1-2-3	3	3	1	1	1	12	16.0
at TCU*	3/9/24	*	31:59	6-11	1-3	1-1	0-1-1	5	1	1	0	1	14	16.0
vs. Oklahoma State%	3/12/24	*	32:33	3-8	0-2	3-3	0-1-1	0	2	2	0	0	9	15.7
vs. #20/21 BYU*	3/13/24	*	32:47	4-14	1-6	3-6	2-3-5	2	0	1	1	0	12	15.6
Florida#18	3/19/24	*	37:45	8-18	3-8	5-6	3-3-6	2	0	2	0	2	24	15.9



35 Rokas JOCIUS

Forward / Junior / 6-10 / 240
Kaunas, Lithuania / Vilniaus "Ozo" Gimnazija / La Salle
@jociusrokas

SOPHOMORE (2023-24, AT LA SALLE)

- ✦ Played in 33 games, starting in 27 contests and playing in 766 minutes
- ✦ Averaged 8.5 points and 5.4 rebounds per game
- ✦ Compiled 29 blocks and 14 steals
- ✦ Shot 56.1% (120-for-214) from the field and 38.5% (15-for-39) from beyond the three-point arc
- ✦ Scored double-digit points in 12 contests
- ✦ Pulled in double-digit rebounds in four games
- ✦ Earned a pair of double-doubles, tallying 12 points and 10 rebounds against Coppin St. (Nov. 26) and 10 points and 10 rebounds at Richmond (Feb. 10)
- ✦ Scored a career-high 20 points against Rhode Island on Feb. 25

FRESHMAN (2022-23, AT LA SALLE)

- ✦ Named to Atlantic 10 Commissioner's Honor Roll
- ✦ Played in 29 games with two starts, averaging 4.5 points per game, 3.3 rebounds per game on 50 percent shooting
- ✦ Tied for 12th in the Atlantic 10 in blocked shots per game at 0.9
- ✦ Scored a career-high 12 points twice against Drexel (12/10) and St. Bonaventure (2/8)
- ✦ Scored in double figures in five games

PERSONAL

- ✦ Played for Vilniaus Perlas Energija over the past two seasons in the second-highest tier of the Lithuanian basketball league
- ✦ Averaged 8.3 points, 5.5 rebounds and 1.1 blocks per contest in 19.1 minutes a game in the 2021-22 season
- ✦ Scored in double-figures in 11 of his 35 games, including a career-high 27 points on 12-14 shooting in the penultimate game of the regular season
- ✦ Shot 53.8% from the field, able to stretch to the perimeter after averaging 41.7% from deep
- ✦ Averaged 8.8 points and 7.0 rebounds with 1.4 blocks per game in his opening season with the club in 2020-2
- ✦ Recorded four double-doubles in his two seasons with the club
- ✦ Represented his country on the international level, playing with the U-19 Lithuanian National Team at the FIBA U19 Basketball World Cup
- ✦ In seven games, averaged 3.1 points and 3.6 rebounds, shooting 57.9% from the field
- ✦ Advanced to the quarterfinals, losing to eventual World Cup runner-up France before finishing in sixth place
- ✦ Best game came against Japan in the group stages, scoring a tournament-high eight points while adding three rebounds, two steals and two blocks
- ✦ Finished 3-3 from the field for six points in the fifth-place game against Spain

CAREER HONORS

Atlantic 10 Commissioner's Honor Roll
2022-23

COLLEGE PATH

2022-23: Freshman - La Salle
2023-24: Sophomore - La Salle
2024-25: Junior - UCF

CAREER HIGHS

Points	20	Rhode Island (2/25/24)
Rebounds	13	at Rhode Island (1/31/24)
Assists	3	Bucknell (12/6/22)
Steals	2	5x, last vs. George Washington (3/12/24)
Blocks	4	2x, last vs. Rhode Island (2/25/24)
FGs Made	8	Rhode Island (2/25/24)
FGs Attempted	13	Rhode Island (2/25/24)
3-Pt. FGs Made	2	5x, last vs. St. Bonaventure (3/13/24)
3-Pt. FGs Attempted	3	4x, last vs. St. Bonaventure (3/13/24)
FTs Made	5	at Fordham (1/6/24)
FTs Attempted	10	at Fordham (1/6/24)

2023-24 GAME HIGHS

Points	20	Rhode Island (2/25/24)
Rebounds	13	at Rhode Island (1/31/24)
Assists	2	4x, last vs. George Washington (3/12/24)
Steals	2	4x, last vs. George Washington (3/12/24)
Blocks	4	Rhode Island (2/25/24)
FGs Made	8	Rhode Island (2/25/24)
FGs Attempted	13	Rhode Island (2/25/24)
3-Pt. FGs Made	2	4x, last vs. St. Bonaventure (3/13/24)
3-Pt. FGs Attempted	3	4x, last vs. St. Bonaventure (3/13/24)
FTs Made	5	at Fordham (1/6/24)
FTs Attempted	10	at Fordham (1/6/24)

DID YOU KNOW?

Major: Finance
Favorite pro athletes: Arvydas Sabonis, Domantas Sabonis, Kevin Durant
Favorite professional teams: Boston Celtics, Vilnius Rytas
Favorite movie: The Intouchables
Favorite TV show: Demon Slayer
Favorite music artist: Kendrick Lamar
Favorite food: Šaltibarščiai (Pink Soup)
Second favorite sport: Volleyball
Favorite off-day activity: Playing video games, talking to family back home
Fun fact: Used to figure skate as a kid
Hidden talent: Cooking

MISCELLANEOUS

	2023-24	Career
10+ Points	12	17
20+ Points	1	1
30+ Points	-	-
5+ Rebounds	18	26
10+ Rebounds	4	4
3+ Three Pointers	-	-
5+ Assists	-	-
3+ Steals	-	-
3+ Blocks	5	8
Double-Doubles	2	2

Career Stats

SEASON	TEAM	GP	GS	MIN	AVG	FG	FGA	PCT	3FG	3FGA	PCT	FT	FTA	PCT	OFF	DEF	TOT	RPG	PF	FO	A	APG	TO	BLK	STL	PTS	PPG
2022-23	La Salle	28	2	415	14.8	55	110	.500	5	13	.385	10	22	.455	39	54	93	3.3	41	0	5	0.2	14	24	6	125	4.5
2023-24	La Salle	33	27	766	23.2	120	214	.561	15	39	.385	26	54	.482	55	124	179	5.4	82	3	12	0.4	32	29	14	281	8.5
TOTAL		61	29	1,180	19.4	175	324	.540	20	52	.385	36	76	.474	94	178	272	4.5	123	3	17	0.3	46	53	20	406	6.7

35 / Rokas Jocius

2022-23 GAME-BY-GAME | FR. | LA SALLE

Opponent	Date	GS	MIN	FG-A	3FG-A	FT-A	O-D-TOT	PF	A	TO	BLK	STL	PTS	PPG
at Villanova	11/7/22		24:32	1-5	0-0	0-0	2-0-2	0	0	0	0	0	2	2.0
Wagner	11/12/22		DNP											
Queens (N.C.)	11/15/22		DNP											
vs. Wake Forest*	11/18/22		22:27	2-4	0-0	0-2	0-6-6	1	0	3	3	0	4	3.0
vs. Georgetown*	11/20/22		5:32	0-0	0-0	0-0	1-0-1	0	0	1	1	0	0	2.0
Binghamton	11/26/22		9:39	1-2	0-0	0-0	1-1-2	1	0	0	2	0	2	2.0
Temple	11/30/22		19:51	5-8	0-0	1-2	1-1-2	4	0	0	2	0	11	3.8
at Penn	12/3/22		21:01	4-6	1-1	0-2	4-4-8	1	1	2	0	0	9	4.7
Bucknell	12/6/22		23:38	3-6	0-0	0-0	2-2-4	2	3	0	2	1	6	4.9
Drexel	12/10/22		23:12	5-9	2-2	0-0	2-4-6	1	0	0	0	0	12	5.8
at Cincinnati	12/17/22		20:26	3-6	0-1	0-2	0-3-3	3	0	0	0	2	6	5.8
Lafayette	12/21/22		11:12	2-6	0-0	2-2	2-0-2	0	0	0	0	0	6	5.8
at Howard	12/29/22	*	17:27	1-1	0-0	0-0	1-1-2	1	0	1	0	1	2	5.5
at VCU*	12/31/22	*	12:48	0-1	0-1	0-0	1-1-2	2	0	0	1	0	0	5.0
Rhode Island*	1/7/23		DNP											
at UMass*	1/11/23		DNP											
Fordham*	1/14/23		DNP											
Saint Joseph's*	1/16/23		14:14	3-6	0-1	0-1	2-1-3	1	0	1	1	1	6	5.1
at Saint Louis*	1/21/23		6:46	0-2	0-1	1-2	1-0-1	1	0	0	0	0	1	4.8
Davidson*	1/24/23		7:07	0-1	0-0	0-0	1-2-3	1	0	1	0	0	0	4.5
at Rhode Island*	1/28/23		DNP											
George Washington*	2/1/23		15:14	2-4	0-0	2-2	0-4-4	3	0	1	1	0	6	4.6
at Saint Joseph's*	2/5/23		19:09	3-7	0-1	0-0	4-2-6	2	0	0	0	0	6	4.6
at St. Bonaventure*	2/8/23		3:23	0-0	0-0	0-0	1-0-1	0	0	0	0	0	0	4.4
UMass*	2/11/23		20:30	5-6	1-1	1-1	2-1-3	2	0	0	4	0	12	4.8
Richmond*	2/15/23		17:22	2-4	0-1	0-0	1-5-6	2	1	0	0	0	4	4.8
at George Mason*	2/18/23		1:45	0-0	0-0	0-0	0-0-0	2	0	0	0	0	0	4.5
Duquesne*	2/22/23		8:03	1-2	0-1	0-0	0-0-0	0	0	0	0	0	2	4.4
at George Washington*	2/25/23		19:52	5-7	0-1	0-0	4-1-5	4	0	1	0	0	10	4.7
at Dayton*	2/28/23		24:06	4-6	1-1	1-2	5-4-9	1	0	1	3	0	10	4.9
Loyola Chicago*	3/4/23		8:13	0-2	0-0	0-0	0-2-2	0	0	0	2	0	0	4.7
vs. Rhode Island%	3/7/23		15:49	1-3	0-0	1-2	1-5-6	2	0	1	0	0	3	4.6
vs. Duquesne%	3/8/23		9:31	0-1	0-0	0-0	0-3-3	0	0	0	1	1	0	4.4
vs. Fordham%	3/9/23		11:45	2-5	0-0	1-2	0-1-1	4	0	1	1	0	5	4.5

* - Jersey Mike's Jamaica Classic * - Atlantic 10 Conference Game % - Atlantic 10 Conference Championship

2023-24 GAME-BY-GAME | SO. | LA SALLE

Opponent	Date	GS	MIN	FG-A	3FG-A	FT-A	O-D-TOT	PF	A	TO	BLK	STL	PTS	PPG
Drexel	11/7/23	*	30:40	4-7	0-0	2-4	1-8-9	2	0	1	3	0	10	10.0
Northeastern	11/11/23	*	21:30	4-6	0-0	0-0	2-2-4	4	0	1	1	1	8	9.0
Bucknell	11/14/23	*	11:38	0-2	0-0	0-0	1-1-2	5	0	3	0	0	0	6.0
Southern Indiana	11/18/23	*	17:51	4-9	0-0	1-2	3-1-4	2	0	2	0	0	9	6.8
at #9 Duke	11/21/23	*	29:45	3-8	0-1	2-6	2-7-9	1	2	1	1	1	8	7.0
Coppin State	11/26/23	*	28:44	6-9	0-0	0-2	2-8-10	2	1	2	1	0	12	7.8
at Temple	11/29/23	*	40:06	1-4	0-0	0-0	4-6-10	5	0	2	0	0	2	7.0
vs. Penn	12/2/23	*	24:48	5-8	0-1	0-0	4-0-4	2	2	1	1	0	10	7.4
Loyola Maryland	12/6/23	*	27:15	4-7	0-1	0-0	1-5-6	2	0	1	0	0	8	7.4
at Lafayette	12/9/23	*	23:46	1-5	0-1	0-0	2-4-6	1	0	2	0	2	2	6.9
at #24 Miami	12/16/23	*	24:29	3-5	1-2	1-2	0-2-2	1	0	0	1	0	8	7.0
Rosemont College	12/21/23	*	15:09	7-9	0-1	1-2	2-4-6	2	0	0	3	2	15	7.7
Howard	12/30/23	*	10:14	0-1	0-1	0-0	1-1-2	4	0	1	0	0	0	7.1
George Mason*	1/3/24		13:45	2-3	1-1	0-0	0-1-1	2	0	1	1	0	5	6.9
at Fordham*	1/6/24		19:08	4-5	1-2	5-10	1-5-6	4	1	2	3	0	14	7.4
at UMass*	1/10/24		22:53	4-6	0-1	1-2	1-2-3	1	1	1	1	0	9	7.5
VCU*	1/13/24		25:26	5-7	1-2	0-0	2-2-4	4	1	0	0	0	11	7.7
at Saint Joseph's*	1/15/24		10:32	0-3	0-1	0-0	1-1-2	0	0	0	0	0	0	7.3
#16 Dayton*	1/23/24		14:06	2-5	0-1	0-0	1-5-6	0	0	1	0	0	4	7.1
at George Washington*	1/27/24	*	19:37	3-6	0-0	1-2	0-6-6	4	0	1	1	0	7	7.1
at Rhode Island*	1/31/24	*	33:16	4-9	0-1	0-2	6-7-13	1	0	2	3	1	8	7.1
Saint Joseph's*	2/3/24	*	22:20	6-9	1-2	2-3	3-3-6	4	2	1	1	0	15	7.5
Saint Louis*	2/7/24	*	23:31	7-9	2-3	3-5	2-3-5	3	0	1	0	0	19	8.0
at Richmond*	2/10/24	*	26:41	5-11	0-2	0-0	3-7-10	2	0	1	0	0	10	8.1
at Davidson*	2/13/24	*	14:37	1-1	0-0	1-1	0-4-4	4	0	1	0	0	3	7.9
UMass*	2/17/24	*	21:20	4-5	0-0	1-3	3-4-7	5	0	1	0	0	9	7.9
St. Bonaventure*	2/21/24	*	22:11	3-4	0-1	2-4	0-2-2	4	0	0	0	1	8	7.9
Rhode Island*	2/25/24	*	27:06	8-13	2-3	2-2	1-5-6	1	0	0	4	1	20	8.4
at Duquesne*	2/28/24	*	23:25	3-4	0-1	0-0	1-2-3	1	0	0	0	0	6	8.3
George Washington*	3/2/24	*	29:18	5-8	2-2	1-1	1-5-6	1	0	0	1	1	13	8.4
at Loyola Chicago*	3/9/24	*	21:24	3-6	1-2	0-0	1-3-4	4	0	0	1	2	7	8.4
vs. George Washington%	3/12/24	*	35:39	2-9	1-3	0-0	2-2-4	1	2	1	1	2	5	8.3
vs. St. Bonaventure%	3/13/24	*	33:46	7-11	2-3	0-1	1-6-7	3	0	1	1	0	16	8.5

* - Atlantic 10 Conference Game % - Atlantic 10 Conference Championship





52 Moustapha THIAM

Center / Freshman / 7-2 / 235
Dakar, Senegal / DME Academy

X @Tafzo327Thiam
IG @mhd_moustapha_thiam

PRIOR TO UCF

- ◆ Became the highest ranked recruit and first five-star in program history with a .9943 composite ranking according to 247Sports
- ◆ Was the No. 1 center recruit and No. 14 overall in the class of 2025 before reclassifying to join the Knights in 2024-25
- ◆ Upon reclassifying, he slotted in as the No. 7 center in the 2024 class as well as the No. 6 recruit in the state of Florida and No. 30 overall, according to On3
- ◆ Played in the 3-Stripes Select Basketball circuit over the spring and summer of 2024, averaging 15.2 points, 7.2 rebounds and 3.7 blocks per game while shooting 60% through all nine contests.
- ◆ Earned Defensive MVP honors in the spring/summer of 2024 while playing with Southeast Elite at the 3-Stripes Select Basketball circuit
- ◆ Attended DME Academy in Daytona Beach, Fla.
- ◆ Averaged 14.4 points, 8.5 rebounds, 4.1 blocks and 2.3 assists per contest in his final season at DME Academy
- ◆ Helped lead DME Academy to the semifinals of the Grind Session tournament in his final campaign



COLLEGE PATH

2024-25: Freshman - UCF

CAREER HIGHS

Points	-	-
Rebounds	-	-
Assists	-	-
Steals	-	-
Blocks	-	-
FGs Made	-	-
FGs Attempted	-	-
3-Pt. FGs Made	-	-
3-Pt. FGs Attempted	-	-
FTs Made	-	-
FTs Attempted	-	-

2023-24 GAME HIGHS

Points	-	-
Rebounds	-	-
Assists	-	-
Steals	-	-
Blocks	-	-
FGs Made	-	-
FGs Attempted	-	-
3-Pt. FGs Made	-	-
3-Pt. FGs Attempted	-	-
FTs Made	-	-
FTs Attempted	-	-

DID YOU KNOW?

Major: Business
Favorite pro athlete: Joel Embiid
Favorite professional team: Real Madrid
Pre-game ritual: Listen to music
Favorite movie: Snowfall
Favorite music artist: Rod Wave
Favorite food: Chick-fil-A
Second favorite sport: Soccer
Favorite off-day activity: Beach Volleyball
Fun fact: Speaks five languages
Hidden talent: Cooking senegalese food

MISCELLANEOUS

	2023-24	Career
10+ Points	-	-
20+ Points	-	-
30+ Points	-	-
5+ Rebounds	-	-
10+ Rebounds	-	-
3+ Three Pointers	-	-
5+ Assists	-	-
3+ Steals	-	-
3+ Blocks	-	-
Double-Doubles	-	-

52 / Moustapha Thiam





The Staff

2024-25 UCF Men's Basketball





Johnny DAWKINS

Head Coach / Ninth Season

UCF head men's coach Johnny Dawkins has built a particularly glossy college basketball playing and coaching catalogue—most recently including 2023 induction into the National Collegiate Basketball Hall of Fame and selection of a UCF player in the first round of the 2023 NBA Draft.

Dawkins' resume showcases:

- ◆ 15 seasons as a major-college head coach (the last seven at UCF), including eight postseason berths and a pair of National Invitation Tournament titles
- ◆ Extensive player development, highlighted by Taylor Hendricks' selection in the first round of the 2023 NBA Draft after only a single season at UCF
- ◆ 10 additional previous seasons of experience as an assistant coach at Duke, including NCAA Championship appearances every year, an NCAA title in 2001 and seven Atlantic Coast Conference Tournament crowns
- ◆ A nine-year NBA career that included a career double-figure scoring average
- ◆ A collegiate playing career at Duke that featured national player-of-the-year recognition as a senior as the school's all-time top career scorer, later culminating with his 2023 National Collegiate Basketball Hall of Fame selection

In eight seasons at UCF, Dawkins has led the program to unprecedented heights, in the only eight-year stretch with four or more postseason appearances during the Division I era. He led the Knights to their first NCAA Championship victory in 2019. He's also responsible for producing UCF's first lottery pick after Taylor Hendricks was selected by the Utah Jazz with the ninth overall pick in the 2023 NBA Draft. In the deepest, most challenging league in college basketball, Dawkins led the Knights to seven victories in their inaugural season as members of the Big 12 Conference in 2023-24, earning a program record three ranked wins during the campaign.

COACHING EXPERIENCE

2016-present	UCF	Head Coach
2008-16	Stanford	Head Coach
2000-08	Duke	Associate Head Coach
2006-08	USA Basketball	Player Personnel
1998-99	Duke	Assistant Coach

NBA EXPERIENCE

1994-95	Detroit Pistons
1989-94	Philadelphia 76ers
1986-89	San Antonio Spurs
1986	Drafted, Spurs - 10th Overall

THE DAWKINS FILE

Hometown	Washington, D.C.
High School	Mackin Catholic
College	Duke, 1986

Dawkins boasts eight wins over ranked opponents in his time at the helm of the Knights, accounting for 80% of the team's wins over Associated Press top-25 teams in the program's history. UCF made a statement in its inaugural home Big 12 game on Jan. 10, 2024, beating No. 3 Kansas by five after trailing by 16 at one point during the contest. The Knights went on to earn additional ranked wins over No. 23 Oklahoma and No. 23 Texas Tech during the inaugural Big 12 slate, joining the 2018-19 season as the only other campaign with multiple wins over ranked opponents in a single season.

The Knights also earned a host of other impressive wins against top-25 foes, beating 15th-ranked Florida State in Tallahassee in 2020, the program's first victory over the Seminoles. The Knights recorded consecutive victories over No. 6 Houston and No. 19 Cincinnati during the 2018-19 regular-season run to the NCAA Championship, solidifying themselves in the field of 68. UCF defeated No. 24 Alabama in December 2017, after earning the first ranked win under Dawkins on Feb. 26, 2017, beating No. 15 Cincinnati 53-49. UCF cracked the AP poll on Mar. 4, 2019, for the first time since 2011, earning a ranking of 25th late in the regular season. It was the latest into a season that the Knights had been ranked. The home finale against Cincinnati in 2019 marked the first matchup of ranked teams at Addition Financial Arena.

Dawkins was named UCF's seventh head men's basketball coach on Mar. 23, 2016.

The 2019 NCAA Championship Run


The 2018-19 season was one to remember for Dawkins and the Knights, as he guided UCF to a No. 9 seed in the NCAA Championship, its highest seed in five all-time NCAA Championship appearances, and defeated eighth-seeded VCU 73-58 in first-round action.

UCF then came inches away from upsetting top overall seed Duke in the second round, ultimately falling 77-76 to fellow Hall of Famer and his former college coach Mike Krzyzewski, Zion Williamson and RJ Barrett as BJ Taylor's floater rimmed out and Aubrey Dawkins' tip-in barely missed at the buzzer.

The Knights were stellar down the stretch to secure their at-large NCAA Championship berth, winning on the road at No. 6/8 Houston to snap the Cougars' 33-game home win streak and topping No. 19/20 Cincinnati in Orlando. It marked the first time UCF had earned multiple victories over ranked opponents in the same season, and the Knights did it in back-to-back games.

Dawkins led UCF back to the NCAA Championship for the first time since 2005, and the first time as an at-large selection (with the previous four NCAA Championships as champions of the Atlantic Sun Conference Tournament in 1994, 1996, 2004 and 2005). He helped three individuals earn all-conference accolades from the American Athletic Conference in 2018-19, as UCF led the league with three honorees. BJ Taylor became the first Knight to earn





COACHING RECORD			
Season	School	Record	Pct
2008-09	Stanford	20-14	.588
2009-10	Stanford	14-18	.438
2010-11	Stanford	15-16	.484
2011-12	Stanford	26-11	.703
2012-13	Stanford	19-15	.559
2013-14	Stanford	23-13	.639
2014-15	Stanford	24-13	.649
2015-16	Stanford	15-15	.500
2016-17	UCF	24-12	.667
2017-18	UCF	19-13	.594
2018-19	UCF	24-9	.742
2019-20	UCF	16-14	.533
2020-21	UCF	11-12	.478
2021-22	UCF	18-12	.600
2022-23	UCF	19-15	.559
2023-24	UCF	17-16	.515
At UCF	8 Seasons	148-103	.590
Total	16 Seasons	304-218	.582

COACHING HIGHLIGHTS	
2008-09	CBI Semifinals
2011-12	NIT Champions
2012-13	NIT Second Round
2013-14	NCAA Sweet 16
2014-15	NIT Champions
2016-17	NIT Semifinals
	Finalist for Jim Phelan National Coach of the Year
	Finalist for Ben Jobe National Coach of the Year
2018-19	Finalist for Skip Prosser Man of the Year
	Finalist for Ben Jobe National Coach of the Year
	NCAA Tournament
2022-23	NIT Second Round
2023-24	NIT First Round

first-team AAC honors, while Aubrey Dawkins was named second team and Tacko Fall added third-team honors. It marked just the second time that the Knights put multiple student-athletes on the AAC all-conference teams and the ninth time in the program's Division I history that multiple Knights earned all-conference honors in the same season (dating back to the 1993-94 season). With two players on the three all-conference teams, only Houston had more players earn all-conference honors.

Following the end of the 2018-19 regular season, Dawkins was named a finalist for the Skip Prosser Man of the Year Award and the Ben Jobe National Coach of the Year Award.

UCF finished the year 24-9, tied for the fourth most wins in a season in program history. The Knights' 23 regular-season wins marked a record in UCF's Division I era. The team went 13-5 in AAC play, the team's most league wins since joining that conference, and earned the No. 4 seed in the conference tournament for the second time in three seasons.

Dominant Defense

Known for their defense under Dawkins, the Knights ranked 11th in the nation in field-goal percentage defense, holding opponents to just 39.4 percent shooting in the 2018-19 NCAA Championship run. UCF was also 27th in scoring defense, allowing 64.5 points per game that season.

Defense always has been a priority with UCF teams, as four of Dawkins' eight seasons with the Knights have seen the team finish inside the top 50 nationally in scoring defense, including two top-10 finishes. UCF ranked third in the nation in scoring defense in 2017-18, holding teams to 61.7 points per game and 40.1% shooting, slotting the team at the No. 10 spot in the country. Dawkins' first season with UCF in 2016-17 saw the team finish No. 1 in field-goal percentage defense, limiting foes to 36.5% from the field, and No. 6 in scoring defense, with opponents averaging 61.2 points per contest.

Despite making the jump to one of the nation's toughest leagues in college hoops, UCF held its own on the defensive side of the ball. The Knights led the Big 12 in blocks per game, averaging 5.0 per game, a top 20 mark nationally throughout the year. UCF also ranked in the top 25 in steals per game at 8.7 per contest. Although they finished just outside of the top 50 national rankings for scoring defense, the Knights often held opponents well below their season averages. UCF also posted its second-highest turnovers forced per game clip during the team's first run through the Big 12, finishing in the top 40 with a mark of 14.21.

Highly-Touted Hendricks

Taylor Hendricks qualified as UCF's top recruit in program history upon his arrival prior to the 2022-23 season. He came into college as a top-100 player in two of the three major recruit rankings, as ESPN pinned him No. 54 and Rivals had him at No. 87. Hendricks lived up to the hype on opening night, dropping a team-best 23 points in his collegiate debut and finishing the season with averages of 15.3 points and 6.9 rebounds.

Through plenty of work and coaching throughout the season, Hendricks quietly began to creep into mock drafts across the country. At season's end, Hendricks had achieved two career-high marks of 25 points and recorded five double-doubles. He was the nation's only player to make 60 or more three-pointers, tally 55 or more blocks and record 35 or more dunks. He was honored with a unanimous selection to the American Athletic Conference All-Rookie Team and was named second-team All-AAC. Hendricks announced his intent to enter the NBA Draft on March 22, 2023, making him UCF's first one-and-done player. The freshman phenom later went on to become the Knights' first lottery pick as well as a first-round selection, going ninth to the Utah Jazz in the 2023 NBA Draft.



Coach Dawkins with Taylor Hendricks at the 2023 NBA Draft in Brooklyn, New York



Enshrined in the College Basketball Hall of Fame

Dawkins was honored Aug. 30, 2023, as an inductee in the 18th class of the National Collegiate Basketball Hall of Fame. He was joined by former Duke coach Mike Krzyzewski, who was officially honored in the class of 2023 after initially being among the Hall of Fame's Founding Class in 2006.

Dawkins was inducted for his playing days as a Blue Devil and is one of the most decorated players in Duke history. He is regarded as a key early figure in the program's ascent to becoming a national power. From 1982-86, Dawkins piled up 2,556 points – a mark that stood as the school's scoring record until 2006 and remains second all-time. He was a two-time consensus All-American, a four-time All-ACC selection--and was recipient of the 1986 Naismith National Player of the Year award.

As a senior, Dawkins led Duke to the ACC regular-season and tournament titles, and an appearance in the NCAA National Championship game. The 10th overall pick by the Spurs in the 1986 NBA Draft, Dawkins saw action in nine professional seasons with the Spurs, 76ers and Pistons. He averaged 11.1 points and 5.5 assists through 541 career NBA games.

UCF Player Honors

Multiple players have earned conference and national honors under Dawkins' tenure. Tacko Fall earned a spot on the Lefty Driesell Defensive All-America team in 2016-17 and was named the American Athletic Conference Defensive Player of the Year. B.J. Taylor earned first-team All-AAC and NABC first-team All-District honors in 2018-19.

Seven nods to the All-AAC Team were awarded while the Knights were members of that league. An additional three All-Rookie Team honors were earned, all over the last three seasons. Taylor Hendricks earned second-team All-Conference honors as well as a unanimous nod to the All-Rookie Team in 2022-23, as well as tallying a record nine conference rookie-of-the-week accolades. Darius Johnson and Isaiah Adams preceded Hendricks in earning All-Rookie Team nods in 2021-22 and 2020-21, respectively. Aubrey Dawkins (2018-19) and Taylor (2016-17) are the other Knights who received All-AAC second-team honors, while Darin Green Jr. (2021-22), Brandon Mahan (2020-21), Darius Perry (2020-21) and Fall (2018-19) all were members of an AAC third team.

Johnson added to his decorated career as a Knight with an All-Big 12 Honorable Mention honor in UCF's first season in the Big 12 (2023-24). He was joined by fellow junior guard Jaylin Sellers and fifth-year forward Ibrahima Diallo on the honorable mention list.

Postseason Pushes

On top of the NCAA Championship run in 2018-19, the Knights have punched three tickets to the NIT under Dawkins' direction, as he has led UCF to the postseason in half of his eight seasons at the helm of the Black and Gold. That number of postseason appearances is more than half of the SEC, ACC and Big Ten combined over that stretch.

UCF's most recent NIT bid saw the squad earn a No. 4 seed. In 2023, the Knights traveled to Gainesville, Florida, and handily beat Florida 67-49, UCF's first road victory against the Gators in program history. The Knights were the only team to hold Florida under 50 points all season. It was the sixth time that season UCF limited an opponent to 50 points or fewer. The Knights' run came to an end in their inaugural meeting with top-seeded Oregon in Eugene.

The 2016-17 season took UCF to New York's Madison Square Garden in Dawkins' first year at the helm of the Knights. UCF hosted its first NIT game, defeating Colorado for the program's first postseason win in an NIT or NCAA game. The Knights went on to defeat top-seeded Illinois State on the road, before coming home to the first sellout crowd at Addition Financial Arena and winning 68-58 over Illinois to earn a spot in the NIT semifinals. Under Dawkins' leadership, UCF led all NCAA Division I teams in defensive field-goal percentage, holding opponents to just 36.5 percent from the floor. The Knights were also sixth in the nation, allowing only 61.2 points per game, and gave up 45 or fewer points in four games over the course of the year. Dawkins was a finalist for both the Jim Phelan and Ben Jobe National Coach of the Year awards in his first season at UCF. Matt Williams set UCF records for three-pointers in a career, season and game, before signing a professional contract with the Miami Heat.

Notable Notes

In UCF's Dec. 11, 2021, win over North Carolina A&T, Dawkins picked up his 100th victory with the Knights, becoming the fastest coach in program history and just the third one to do so. He earned his 300th career victory in the Black and Gold's 74-63 win over No. 23 Oklahoma. Following the end of the 2023-24 season, Dawkins stands 148-103 all-time as head coach of the Knights, a winning percentage of .590, currently the second highest in program history and first during the Division I era, trailing only Torchy Clark's .755 mark.

In eight years, Dawkins has done a similarly successful job with his players in the classroom. With Dawkins at the helm, the Knights men's basketball program recorded an average semester team grade-point average over 3.0 for the first time in recorded history in 2018. Then the Knights did it again, setting a program record with an average semester GPA of 3.03 in spring 2019. Under Dawkins' watch, more than 45 nods have been earned by Knights on the AAC All-Academic team.

When Dawkins took over at UCF, the Knights had gone 12-18 the season before and hadn't finished above .500 since 2012-13. He led UCF to a 24-12 record in his first season at the helm, the sixth-best turnaround in the nation. With just seven scholarship players due to transfers and injuries, the Knights earned the fourth seed – their highest ever – in the American Athletic Conference Tournament, eventually falling to league champion SMU in the semifinals.



Coach Dawkins thanks the student section for coming, as he does after every win, after beating No. 23 Oklahoma for career victory number 300.



Stanford Stint

Stanford put together four 20-win seasons in Dawkins' tenure as head coach. He is only the second coach in Stanford history with at least four 20-win seasons. Stanford's success on the court came against some of the toughest schedules in the nation. During the 2015-16 season, the Cardinal faced the sixth-most difficult slate in the country—with a nation-leading 17 of Stanford's 30 games against RPI top-50 squads. Stanford's strength of schedule was rated in the top 50 each of his final four seasons, including two in the top 20, with an average rank of 27.75.

The Cardinal basketball program also excelled in the classroom during Dawkins' tenure, earning at least three Pac-12 All-Academic selections for five consecutive seasons and producing back-to-back Pac-12 Scholar-Athlete of the Year recipients (2014, 2015). Stanford also received annual national academic recognition, with three players earning National Association of Basketball Coaches (NABC) Honors Court status in 2015. The Cardinal were one of 20 NCAA Division I teams to earn an NABC Team Academic Excellence Award in 2016.

In 2012, Dawkins mentored Chasson Randle to become the consummate student-athlete. Randle finished that season as Stanford's all-time leading scorer and earned the program's initial first-team Academic All-America selection since 2006. Under Dawkins, Stanford recorded back-to-back perfect Academic Progress Rate (APR) scores of 1,000 in both the 2012-13 and 2013-14 reports.

Player development was also markedly improved at Stanford under Dawkins' tutelage. Four Cardinal players were selected in the NBA Draft following their collegiate careers—including 2014 first-round pick Josh Huestis.

Learning from a Legend

The Washington, D.C., native coached for 10 years under the legendary Mike Krzyzewski at Duke. During Dawkins' decade as a coach at Duke, the Blue Devils won a national championship (2001), tallied six ACC regular-season championships, recorded seven ACC Tournament titles and posted a 330-60 (.846) record. In four consecutive seasons from 1999-2002, Duke finished the regular season ranked No. 1 in both national polls, a first in college basketball history. Duke reached a No. 1 national ranking in seven of 10 seasons with Dawkins on the coaching staff.

While at Duke, he also served as the player personnel director for the USA Basketball Senior National Team from 2006-08.



Coach Dawkins (right) catches up with his former coach Mike Krzyzewski prior to the 2023 National Collegiate Basketball Hall of Fame induction ceremony

COLLEGIATE CAREER

1982-86	Duke University
1985-86	Naismith National Player of the Year
	Consensus First Team All-America
	First Team All-ACC
	NCAA East Regional MVP
	ACC Tournament MVP
	Duke Team MVP
	Duke Co-Captain
1984-85	Consensus First Team All-America
	First Team All-ACC
	Duke Team MVP
1983-84	Second Team All-ACC
	Duke Team MVP
1982-83	Freshman All-America
	Second Team All-ACC
	Duke Team MVP

Decorated at Duke

Following a prolific high school career at Mackin Catholic High School in Washington, D.C. (McDonald's All-American and third-team Parade All-American), Dawkins made his way to Duke, where he would become one of the most decorated players to set foot in Durham, North Carolina.

He played for the Blue Devils from 1982-83 through 1985-86, earning consensus All-America honors twice (1985, 1986). Dawkins was also voted the 1986 Naismith National Player of the Year and named a Freshman All-American in 1983. During his collegiate career, he helped lead Duke to three NCAA Championship berths, including an NCAA title-game appearance in 1986. He was an All-ACC honoree all four seasons as a Blue Devil. Dawkins helped Duke win the 1986 ACC Tournament title in his senior season, claiming the MVP award in the process.

Dawkins finished his career as the school's all-time leading scorer and held that honor until 2006 when J.J. Redick surpassed his mark of 2,556 points. He recorded double-figure point totals in 129 of 133 collegiate games. Dawkins led the Blue Devils in scoring all four years, recording the fourth-highest season point total in school history with 809 in 1986. Dawkins remains Duke's career record-holder in field goals (1,026) and field goals attempted (2,019) while also setting the school's single-season mark for field goals (331) during the 1986 campaign.

Dawkins was inducted into the Duke Sports Hall of Fame in September 1996. His jersey number 24 was retired by the school.

Professional Experience

A 1986 first-round NBA Draft pick (10th overall) by San Antonio, Dawkins saw action in nine NBA seasons with the Spurs (1986-89), Philadelphia 76ers (1989-94) and Detroit Pistons (1994-95). He averaged 11.1 points, 2.5 rebounds and 5.5 assists over 541 career NBA games.

Giving Back to the Game

Dawkins has served as a member of the National Association of Basketball Coaches Board of Directors since 2012. He currently serves on the NCAA Division I Men's Basketball Ethics Coalition, an independent committee of current and former coaches, charged with promoting ethical conduct through leadership, education and mentoring opportunities, while identifying key issues challenging the coaching community.





Robbie LAING

Associate Head Coach
Ninth Season
Troy, 1982

Robbie Laing was named an assistant coach for UCF Men's Basketball in April of 2016 under head coach Johnny Dawkins. He was later promoted to Associate Head Coach in September of 2024.

In eight seasons on staff, Laing has helped the Knights to a 148-103 overall record. With him on staff, the Knights have had success, including the program's first at-large berth to the NCAA Tournament and the school's first NCAA Tournament win, a first round victory over VCU in 2018-19. The Knights were a nine seed in the tourney, their highest seed in five NCAA Tournament appearances, and defeated the eighth seeded Rams, 73-58 in first-round action.

Laing led the charge in the recruitment of Taylor and Tyler Hendricks, both of whom joined the team's roster for the 2022-23 season. He maintained a strong relationship with the twins and their family from high school on. Taylor went on to lead the team in scoring, blocks and a multitude of other categories in a phenomenal freshman campaign, one that led to him becoming the program's first one-and-done, as well as first lottery pick in the NBA Draft. Taylor was selected ninth overall in the 2023 NBA Draft to the Utah Jazz, the second of UCF's selections in the modern draft era.

The Knights found success in their first year in the Big 12 Conference. UCF tallied seven victories during the conference slate, with all wins coming against legacy league foes. The Black and Gold earned three ranked wins along the way, the most in a single season in program history, topping No. 3 Kansas, No. 23 Oklahoma and No. 23 Texas Tech and holding each to under 65 points. The Knights earned the No. 12 seed at their inaugural Big 12 Conference Championship, drawing No. 13 Oklahoma State. After erasing a 12-point deficit in a win in Stillwater during the regular season, UCF dominated the Cowboys in the opening game of the league tournament, winning 77-62. The Knights earned their second straight nod to the postseason and fourth in the last eight campaigns by taking part in the NIT, earning a No. 4 seed. Ibrahima Diallo, Darius Johnson and Jaylin Sellers were named All-Big 12 Honorable Mention following the conclusion of the regular season.

The Knights had some remarkable moments during their 2022-23 run to the NIT. UCF won the Baha Mar Hoops Bahamas Championship by beating Oklahoma State 60-56 in overtime, the program's first win over a Big 12 opponent, before earning a 57-50 win over Santa Clara in the title game. The Knights earned a double overtime win over Memphis, topping the Tigers 107-104. UCF set the program record for the most three-pointers in a single game in program history, sinking 17 triples against Tulsa in a 96-52 home victory. The Black and Gold went on to set the program's single-season record for made three-pointers at 295. The Knights matched up with fourth-seeded Florida in the first round of the NIT, travelling up to Gainesville and returning to Orlando with an remarkable 67-49 victory. UCF finished the season with a 19-15 record as its run came to an end in the second round of the NIT against top-seeded Oregon.

In 2021-22, the Knights posted an 18-12 overall record, including a 9-9 mark in The American. UCF accrued a number of impressive victories on the season, taking down Michigan, Miami, Memphis and Wichita State (for the first time) in the regular season, as well as rival South Florida in the first round of the conference tournament to end the Bulls' season. Junior Darin Green Jr. was named third team all-conference and freshman Darius Johnson picked up conference all-freshman team accolades.

The COVID-19 pandemic affected 2020-21 season saw the Knights play one of the most difficult non-conference schedules in the nation, including Oklahoma, Auburn, Michigan and Florida State. UCF defeated Auburn at home and won at 15th-ranked Florida State, the program's first victory over the Seminoles.

COVID-19 halted the 2019-20 season before the AAC Tournament could get underway, and the Knights finished the year with a record of 16-14. UCF earned wins over rival South Florida, Tulsa, SMU and on the road at Cincinnati for the first time in program history.

UCF earned its first at-large bid into the NCAA Tournament in 2018-19, winning 23 regular season games, which matched a program record in the Division I era. The team's 24 wins overall were the fourth most in school history. The season was highlighted by the program's first NCAA Tournament victory, beating VCU 73-58 in first round action. The Knights' season came to an end at the hands of the top overall seed, Duke, falling 77-76 in the final seconds. UCF cracked into the AP Top 25 poll for the first time since 2011 after winning back-to-back games against ranked opponents late in the season. The Knights defeated No. 6/8 Houston to snap the Cougars' 33-game home win streak and then took down No. 19/20 Cincinnati in Orlando. At that point, it was the first time UCF had earned multiple victories over ranked opponents in the same season. Laing helped mentor three Knights to all-league honors, as BJ Taylor (first team), Aubrey Dawkins (second team) and Tacko Fall (third team) earned all-conference honors from The American. Fall was named the league Defensive Player of the Year

COACHING EXPERIENCE

2024-present	UCF	Associate Head Coach
2016-2024	UCF	Assistant Coach
2014-16	Florida Atlantic	Assistant Coach
2003-13	Campbell	Head Coach
2000-03	Kansas State	Assistant Coach
1999-00	Southern Mississippi	Assistant Coach
1996-99	Jones County CC	Head Coach
1994-96	Auburn	Assistant Coach
1993-94	Clemson	Assistant Coach
1987-93	Georgia Southern	Assistant Coach
1986-87	Western Kentucky	Assistant Coach
1984-86	Georgia Southern	Assistant Coach
1982-84	Troy	Assistant Coach
1981-82	Montgomery Academy	Head Coach



and Matt Williams set new UCF and American Athletic Conference records for three-pointers made in a game, single season and career.

While the team dealt with major injuries in 2017-18, the Knights still managed to achieve a lot. They earned 19 wins, including the program's first home win over UConn, first road win over Memphis and first win over a ranked opponent in a true road game, defeating No. 24 Alabama.

The Knights had immediate success with Laing on Dawkins' staff, going 24-12 in 2016-17, doubling the team's win total from the year before. UCF earned a bid to the NIT and made it all the way to the NIT Semifinals in New York City. The Knights led the nation in defensive field goal percentage, holding opponents to 36.5 percent from the floor, and ranked sixth in scoring defense, allowing just 61.2 points per game.

From 2003-13 Laing was the head coach at Campbell University in Buies Creek, North Carolina, for 10 seasons. Laing's most successful season came in 2009-10 when he guided the Camels to an Atlantic Sun Conference regular-season title, winning a school-record 19 games. He was tabbed the league's coach of the year that season along with being recognized as the District 3 Coach of the Year by the National Basketball Coaches Association. The following season, Laing and the Camels were ranked in the mid-major college top-25 poll for the first time in school history.

During his career, Laing has been an assistant coach at a number of Division I programs, including Florida Atlantic (2014-16), Kansas State (2000-03), Southern Mississippi (1999-00), Auburn (1994-96), Clemson (1993-94), Georgia Southern (1984-86, 1987-93), Western Kentucky (1986-87) and Troy (1982-84). He got his first collegiate head coaching job in 1996 at Jones County Junior College in Ellisville, Mississippi, where he spent three seasons at the helm.

Laing graduated from Lakeside High School in Eufaula, Alabama, where he was a standout in basketball and football. Following high school, he went to play football at Vanderbilt for one season. He then transferred to Northwest Florida State to play basketball. The squad posted a 22-11 record only to see OWC drop the program, sending Laing to Seminole State Community College, where he garnered All-America honors. Laing then transferred to Troy where he earned a degree in biology and physical education in 1982. The following year, Laing went to Georgia Southern to earn his master's degree in physical education.

He and his wife, Dana are parents of five children: Ansley, Christian, Earl, Madison and Nathan, who played at UCF from 2016-18.





Mamadou N'DIAYE

Assistant Coach
Fourth Season
Auburn, 2000

UCF head men's basketball coach Johnny Dawkins announced the addition of Mamadou N'Diaye as an assistant coach for the Knights on June 7, 2021. He was later promoted to Associate Head Coach in September of 2024. N'Diaye is responsible for the group of forward's on UCF's roster, making sure they're sharp on both sides of the ball. N'Diaye came to UCF after two seasons as an associate coach at the University of San Francisco, having previously been an assistant at Coastal Carolina (2011-13) and Georgia Tech (2014-16).

The Dakar, Senegal native has played a big role in teaching UCF's two top recruits to this point in the program's history in Taylor Hendricks and Moustapha Thiam. N'Diaye led the charge in the recruitment of Thiam, who became the first five-star recruit to commit to the program before reclassing to join the Knights for the 2024-25 season. N'Diaye has laid a strong foundation in recruiting international players, including laying a pipeline from his home continent of Africa.

The Knights found success in their first year in the Big 12 Conference, tallying seven victories during the conference slate, with all victories coming against legacy league foes. The Black and Gold earned three ranked wins along the way, the most in a single season in program history, topping No. 3 Kansas, No. 23 Oklahoma and No. 23 Texas Tech and holding each to under 65 points. UCF's defense was a bright spot once again, highlighted by great play from interior defenders Ibrahima Diallo, Omar Payne and Tierno Sylla. The Knights earned an even five blocks per game, a mark that ranked first in the Big 12 and 19th in the nation at season's end. The Knights earned the No. 12 seed at their inaugural Big 12 Conference Championship, drawing No. 13 Oklahoma State. After erasing a 12-point deficit in Stillwater to earn a victory during the regular season, UCF dominated in the league tournament opener, winning 77-62. The Knights earned their second straight nod to the postseason and fourth in the last eight seasons by taking part in the NIT, earning a No. 4 seed.

N'Diaye's second campaign with the Knights saw the team post a 19-15 record with a big man trio of fifth-year players Michael Durr and Lahat Thioune and freshman Sylla. He also played a role in helping shape Hendricks' offensive game inside the three-point line. Hendricks led the team in scoring and blocks, averaging 15.1 points per game and swatting aside 57 shots. His remarkable freshman campaign led to Hendricks becoming the program's first one-and-done and lottery pick, going ninth overall to the Utah Jazz in the 2023 NBA Draft. Durr was a key piece to the team's success as well, shooting 46.1% from the field, pulling in 4.6 rebounds per game and earning 23 blocks, a mark that was second best on the team.

In N'Diaye's first season with the Black and Gold in 2021-22, the Knights posted an 18-12 overall record, including a 9-9 mark in The American. N'Diaye's big man duo of Cheikh Mbacke Diong and Jamille Reynolds were crucial to the team's overall success, combining for 10.3 points and 8.0 rebounds per game. Mbacke's 44 blocks were good for seventh in the conference and 89th in the nation.

N'Diaye was the first Senegalese player to be selected in the NBA Draft when he was chosen 26th overall by the Denver Nuggets in 2000. He went on to play for the Toronto Raptors (2001-03), Dallas Mavericks (2003-04), Atlanta Hawks (2003-04) and Los Angeles Clippers (2004-05). N'Diaye was a four-year standout at Auburn and enjoyed a 10-year professional career before joining the coaching ranks.

N'Diaye has recruited players such as Thiam, Thioune, Diallo and Mbacke Diong from his home country of Senegal to come play in Orlando. Although it was prior to N'Diaye's time with UCF, former Knights star Tacko Fall is also a native of Dakar, Senegal.

N'Diaye began his coaching career in 2011 at Coastal Carolina, joining the staff of Cliff Ellis, his college coach at Auburn. In three seasons at Coastal, he helped guide the Chanticleers to a 54-40 record and a 32-18 record in the Big South Conference, while reaching the postseason twice, culminating with a Big West Championship and the program's first NCAA Tournament bid in 21 years.

With N'Diaye working primarily with Coastal's post players, the Chants led the Big South Conference in rebounding margin his first two seasons (+5.7 each year), while finishing second in 2013-14 (+4.7). Coastal also led the Big South in field goal percentage defense (.402) and scoring defense (68.4 ppg).

In 2014, N'Diaye was hired as an assistant to Brian Gregory at Georgia Tech. In his two years coaching the Yellow Jackets, N'Diaye tutored starting post players Demarco Cox, Nick Jacobs and Charles Mitchell to their best performances as collegians, helping Tech set a school record for rebound margin two years running and finishing first and second, respectively, in the Atlantic Coast Conference in that category. All three players set career highs for scoring average and field-goal percentage.

N'Diaye joined Todd Golden's staff at San Francisco for the 2019-20 season and helped lead the Dons to a 22-12 record, tying the program record for most wins in a season since the program's reinstatement. San

COACHING EXPERIENCE

2024-present	UCF	Associate Head Coach
2021-24	UCF	Assistant Coach
2019-21	San Francisco	Associate Coach
2014-16	Georgia Tech	Assistant Coach
2011-14	Coastal Carolina	Assistant Coach

Francisco earned victories over Princeton, California, Fresno State and BYU and advanced to the West Coast Conference semifinals, before falling to Gonzaga, the No. 2 team in the nation, 81-77.

In the 2020-21 season, shortened due to the COVID-19 pandemic, San Francisco went 11-14, but earned wins over fourth-ranked Virginia and on the road against Nevada.

N'Diaye, who began playing basketball at age 18, was a four-time letter-winner at Auburn and helped the Tigers reach unprecedented heights. The starting center for the 1998-99 season, N'Diaye helped Auburn climb as high as No. 2 in the nation in both the Associated Press and USA Today/ESPN Coaches polls and finished the season No. 4 in the country. Auburn won the outright SEC Championship, the SEC Western Division Championship and set the state of Alabama record for victories in a season with a 29-4 overall mark.

In his senior season of 1999-2000, Auburn was the preseason No. 1 ranked team in the nation by Sports Illustrated, spent most of the year in the top 10, had the second-longest homecourt winning streak in the nation at 30 games, leading the SEC's Western Division for 29 straight weeks dating back to the 1998-99 season.

Individually, N'Diaye was a two-time All-Southeastern Conference performer and ranks second all-time at Auburn in blocked shots (241) and eighth in rebounding (798). During his junior season, N'Diaye recorded 77 rejections to break Charles Barkley's career blocked shots record. He tallied at least 25 blocked shots in each of his four years at Auburn and registered at least 66 in his final three seasons. N'Diaye played in 128 games during his career at Auburn, which ranks second all-time in school history.

As a freshman at Auburn, N'Diaye received the Greg Pratt Award, given to the Auburn student-athlete who best excelled in his sport and in academics. After concluding his professional career, he returned to Auburn to complete his bachelor's degree in international business in June of 2011.





Tyson WATERMAN

Assistant Coach/Recruiting Coordinator
Second Season
Winthrop, 2000

The UCF men's basketball team added Tyson Waterman to its staff in July 2023 as an assistant coach and the team's recruiting coordinator. Waterman spent the previous five seasons as an assistant coach at Wichita State.

The Knights found success in Waterman's first year, which also happened to be the first for the Black and Gold in the Big 12 Conference. UCF tallied seven victories during the conference slate, with all wins coming against legacy league foes. The Black and Gold earned three ranked wins along the way, the most in a single season in program history, topping No. 3 Kansas, No. 23 Oklahoma and No. 23 Texas Tech and holding each to under 65 points. UCF's defense was a bright spot once again, with blocks and steals per game ranking top 22 in the nation as well as top 45 in turnovers per game. The Knights earned the No. 12 seed at their inaugural Big 12 Conference Championship, drawing No. 13 Oklahoma State. After erasing a 12-point lead in to win in Stillwater during the regular season, UCF posted a dominant second half at the league tournament, winning 77-62. The Knights earned their second straight nod to the postseason and fourth in the last eight seasons by taking part in the NIT, earning a No. 4 seed.

Waterman was promoted to the Shockers' recruiting coordinator in 2021, following his efforts as an assistant coach the previous seasons. In his time at Wichita State, he helped recruit the 2019 American Athletic Conference Co-Player of the Year in Tyson Etienne along with three others who earned American postseason honors. As an assistant coach, Waterman helped the Shockers win The American's 2020-21 regular season with a 16-6 record in league play, a run that ended with an NCAA Tournament bid. The year prior, Wichita State made a run to the NIT semifinals.

Waterman primarily works with point guards and wings in skill training and player development.

Before making the leap to Wichita State and Division I basketball, Waterman built a prep school powerhouse from the ground up. He founded and served as head coach at Believe Academy in Rock Hill, South Carolina, over two separate stints from 2010-18.

During the 2014-15 campaign, Waterman coached at Southeastern Louisiana University for a season as an assistant on head coach Jay Ladner's staff.

Waterman was a standout student-athlete during his playing days at Winthrop, where he played from 1995-2000. He became the program's fourth all-time leading scorer with 1,461 points and was third in assists with 459. He was a two-time All-Big South Conference first-team honoree in the final two seasons of his career, after garnering Big South Conference Rookie of the Year honors as a freshman. He was a second-team Big South Conference honoree in his sophomore year.


A year after finishing his collegiate playing career and earning degrees in criminal justice and sociology, Waterman saw his No. 41 jersey ascend into the rafters as he became the first Eagle to have his number retired in the program's Division I history. He was inducted into the Winthrop Athletics Hall of Fame in January 2007.

A native of Hemingway, South Carolina, Waterman attended Sanford School in Hockessin, Delaware - a rigorous college preparatory program with a strong basketball reputation. His experience there ultimately inspired him to found Believe Academy.

COACHING EXPERIENCE

2023-Present	UCF	Assistant Coach/Recruiting Coordinator
2021-23	Wichita State	Assistant Coach/Recruiting Coordinator
2018-21	Wichita State	Assistant Coach
2014-15	Southeastern Louisiana	Assistant Coach





Adam Hood

Assistant Coach
First Season
Air Force, 2008

Adam Hood joined the UCF men's basketball staff as an assistant coach in May 2024.

Hood joins UCF after eight seasons at UTSA and a total of 12 years of Division I coaching experience. Prior to his start as a collegiate coach, Hood served five years as a commissioned United States Air Force Officer.

A native of Mesquite, Texas, Hood helped pilot the Roadrunner's offensive and recruiting efforts over his eight seasons on staff. He helped reel in some of UTSA's top players in the program's history, including all-time leading scorer, Jhivvan Jackson, and the second leading scorer, Keaton Wallace. Both were Texas based recruits.

UTSA ranked among the top 40 in pace of play four times in Hood's eight years handling the offense.

Hood arrived at UTSA after two seasons as an assistant coach and recruiting coordinator at Columbia from 2014-16. He played a key role in developing two-time All-Ivy League First Team selection Maodo Lo, who finished his career as Columbia's third-highest all-time scorer.

Prior to Columbia, Hood was at Boston University from 2012-14 as a special assistant. The Terriers captured the 2014 Patriot League regular season crown and collected five all-conference honors in his two-year tenure.

Before heading to the collegiate realm, Hood was an associate head coach at Thayer (Mass.) Academy and was a head coach for the Middlesex Magic AAU organization in 2011.

Hood served in the United States Air Force for five years before making the jump to coaching. He was a commissioned officer, working as project manager for the Aeromedical Division and Airborne Warning Control System (AWACS).

As a player, Hood was a four-year letterwinner at the United States Air Force Academy. His teams compiled an 84-42 record with an NCAA Tournament appearance in 2006 and a spot in the 2007 NIT semifinals. He led the team in free-throw percentage during his senior season and graduated in 2008 with a degree in human factors engineering.

COACHING EXPERIENCE

2024-Present	UCF	Assistant Coach
2016-2024	UTSA	Assistant Coach/Recruiting Coordinator
2014-16	Columbia	Assistant Coach/Recruiting Coordinator
2012-14	Boston University	Special Assistant





Kelvin Johnson

Special Assistant to the Head Coach

Eighth Season / Richmond, 1985

Kelvin Johnson joined the UCF coaching staff in June of 2017 as the program's Director of Player Development. He then began his tenure as Special Assistant to the Head Coach ahead of the 2024-25 campaign.

In the seven seasons Johnson has been on staff, the Knights have compiled an 124-91 record, been to the NCAA Tournament (2018-19), two NITs (2022-23 and 2023-24) and placed over 40 athletes on the AAC, Big 12 and Big 12 Rookie All-Academic Teams.

Johnson played a role in developing UCF's first one-and-done and first round selection in Taylor Hendricks, who was selected by the Utah Jazz with the ninth overall pick in the 2023 NBA Draft. Hendricks posted 15.1 points and 7.0 rebounds per game while tallying a team-high 59 blocks.

Johnson, who grew up in the Washington D.C. area, played against head coach Johnny Dawkins in youth and high school basketball. Johnson was a standout at DeMatha High School before moving on to play collegiately at Richmond.

A four-year starter and two-time captain of the Spiders, Johnson was an integral member of Richmond's first ever postseason team that appeared in the 1982 NIT, and the school's first NCAA Tournament team, defeating Auburn in the first round in 1984.

Johnson, a fifth round pick of the Indiana Pacers in the 1985 NBA Draft, was inducted into the Richmond Athletics Hall of Fame in the Class of 2008-09.



Jeff Chapman

Video Coordinator/Assistant Director of Operations

First Season / Wichita State, 2016

Jeff Chapman joined the UCF men's basketball staff in June 2024 as a video coordinator and an assistant director of operations.

Chapman joins the Knights with over 10 years of experience in the collegiate game. He most recently was an assistant coach and director of operations for Texas A&M Commerce. Prior to that, Chapman was at Wichita State for five years, serving as a volunteer assistant in 2018-19 before making the jump to video coordinator until the end of the 2022-23 campaign.

Current UCF assistant coach and recruiting coordinator Tyson Waterman worked alongside Chapman at Wichita State, with both of their tenures spanning the same 2018-2023 range.

Chapman was at Minnetonka High School as the junior varsity head coach and varsity assistant for the 2017-18 season. Before that, he was at Tallahassee Community college for the 2016-17 campaign.

Chapman got his career started as soon as he entered college, attending Wichita State in the summer of 2011. He was the primary manager for film coordination while studying history and ethnic studies before graduating in 2016.

Wichita State enjoyed some of its most successful campaigns with Chapman as he was on staff for five NCAA Tournament appearances. The Shockers reached the Final Four in 2013 as well as a Sweet 16 in 2015. Wichita State also won a game each in the 2014 and 2016 tournament as well as punching a ticket to the First Four in 2021.



Kylee Pufko

Executive Assistant

First Season / Miami, 2023

Kylee Pufko joined the UCF men's basketball staff as an executive assistant in June 2024. She is primarily responsible for managing front office operations and maintaining administrative policies and procedures for the men's basketball program.

Prior to arriving in Orlando, Pufko spent a year as the community outreach intern in Villanova's student-athlete services department. She also has experience in event management and operations after

serving an internship with University of Miami Athletics, helping to plan and execute various athletic events. Pufko additionally served as a digital and social media intern for Nexstar Media Group in the summer of 2022, as well as the internal social chair and recruitment committee member for Zeta Tau Alpha.

Pufko completed a bachelor's degree in sport administration with a minor in strategic communication at Miami in May 2023, earning Dean's List from Fall 2019-22 and the sport science department award for outstanding scholarship in the major.



Matthew Kabay

Athletic Trainer

First Season / Waynesburg, 2014

Matthew Kabay joined the UCF sports medicine team in June 2024. He is responsible primarily for the men's basketball team.

Prior to arriving in Orlando, Kabay spent seven years working with Division I men's basketball programs at Towson and Arkansas State universities.

Before Arkansas State, he was an intern athletic trainer at Ohio State, primarily working with football and men's tennis. He was also a preceptor to undergraduate athletic training students. He previously worked as a graduate assistant at East Stroudsburg, working primarily with women's volleyball and wrestling and assisting with track & field and women's soccer.

As an undergraduate at Waynesburg University, he worked with his alma mater and also did internships with the Minnesota Vikings and Louisiana State University.

Kabay graduated from Waynesburg in 2014, majoring in athletic training and exercise science. He earned his master's degree in 2016 from East Stroudsburg in advanced clinical athletic training. Kabay is a BOC certified athletic trainer and is a certified strength & conditioning specialist.



Charles Stephenson

Head Strength Coach

Fourth Season / Virginia, 1989

UCF men's basketball head coach Johnny Dawkins announced the addition of Charles Stephenson as the Knights' head strength coach in July 2021.

Stephenson brings nearly 35 years of experience as a strength coach at the collegiate level. Most recently, he was the director of performance with the Utah men's basketball team from 2012-2021, where he was the first basketball-specific strength coach in Runnin'

Utes program history.

Before that, Stephenson was the strength coach for men's basketball at NC State from 1996-2011 and previously held the same position at Auburn from 1994-96. Prior to Auburn, he was an assistant strength and conditioning coach at Virginia from 1987-94.

Stephenson is also the founder and director of High Performance Basketball Symposium, an annual symposium for strength and conditioning coaches from college to high school and the NBA. The Symposium, which was founded by Stephenson in 2008, is a hands-on learning experience with the top basketball performance coaches in the country.

Stephenson earned his master's degree in exercise physiology from Virginia in 1989 and did his undergraduate work at William & Mary, graduating with a bachelor's degree in physical education. He and his wife, Diane, have four children, Tyler, Shea, Quinn and Carsyn.





Derick Brown

Assistant Director, Academics

Eighth Season / Pfeiffer, 2007

Derick Brown joined UCF in fall 2012 as a strategic tutor and then intern with the football program. He also worked as a learning specialist and academic advisor for the women's track and field/cross country program, before starting as an assistant director working with the men's basketball program prior to the 2017-18 season.

Prior to UCF, Brown spent five years at Arkansas as a graduate assistant working primarily with the men's basketball program. Brown earned academic all-conference accolades while playing basketball at Pfeiffer University in North Carolina. He completed his master's degree in recreation and sports management at Arkansas in 2009.



John Whitford

Associate Director of Equipment

22nd Season / Manchester, 1995

John Whitford is entering his 21st year working at UCF. As the associate director of equipment operations, he oversees equipment and supplies for several of UCF's programs, including the men's basketball team.

A 1995 graduate of Manchester College in Indiana, he served as the school's head basketball manager from 1991-95 and was also a member of the golf squad from 1993-94. Whitford later served as an assistant golf coach at his alma mater in 1995.

Prior to UCF, he worked as an assistant equipment manager at Ferris State from 1998-03, where he handled the school's football duties.



Rich Zvosec

Deputy Athletics Director for Internal Operations

Fourth Season / Defiance College, 1983

Zvosec joined the athletics staff at UCF in March 2021 as deputy athletics director for internal operations. Zvosec came to Orlando after eight years at Arkansas State, most recently serving as deputy director of athletics under Terry Mohajir, now director of athletics at UCF.

At UCF, Zvosec (pronounced zuh-VOH-sec) oversees the jobs program and the areas of sports performance, nutrition, sports science and TV/video services. He also serves as sport administrator for the Knights' football, men's basketball, women's cross country and women's track and field programs.

His tenure at Arkansas State featured delivering on a guarantee that every student-athlete who graduated earned a job opportunity or admission to graduate school. The Red Wolves achieved that 100% guarantee each time in his eight years there—and he oversees a similar program at UCF under the banner of the Knights Leadership Academy.

Zvosec's years at Arkansas State included 24 league championships (four Sun Belt Conference titles and eight straight bowl qualifications in football), record-breaking fundraising totals, significant facility upgrades and major increases in the athletics budget as Arkansas State enjoyed unprecedented overall success academically, competitively and financially.

In addition to his role within the Red Wolves athletics department, Zvosec also worked as a college basketball analyst for ESPN and Fox Sports. His basketball head coaching resume included stops at the University of Missouri-Kansas City (2001-07), Millersville (Pennsylvania) University (1997-98), University of North Florida (1991-97) and St. Francis (New York) College (1988-91).

A basketball analyst for ESPN, Fox Sports and CBS College Sports, he has written two books--Birds, Dogs and Kangaroos (Life on the Back Roads of College Basketball) and For Tiger Fans Only. He has appeared in numerous feature films and television shows and has become a mainstay in the commercial industry and the motivational speaking business. In 2001 he received a Telly.

Zvosec is married to Sandra Lanahan, a former Loyola College women's lacrosse head coach. They have three children--Colin, Devin, and Kailey.



2023-24 Review

2024-25 UCF Men's Basketball



2023-24 Results

Day	Date	Opponent	Location	Result	Record
Mon.	Nov. 6	Florida International	Addition Financial Arena	W, 85-62	1-0
Fri.	Nov. 10	at #13/13 Miami	Miami, Fla.	L, 88-72	1-1
Thu.	Nov. 16	Cal State Fullerton	Addition Financial Arena	W, 72-44	2-1
Sun.	Nov. 19	vs. South Dakota State ^	St. Augustine, Fla.	W, 83-80	3-1
Mon.	Nov. 20	vs. Charlotte ^	St. Augustine, Fla.	W, 74-71 (OT)	4-1
Sun.	Nov. 26	Stetson	Addition Financial Arena	L, 85-82	4-2
Sat.	Dec. 2	Lipscomb	Addition Financial Arena	W, 72-57	5-2
Wed.	Dec. 6	Jacksonville	Addition Financial Arena	W, 94-52	6-2
Sun.	Dec. 10	Ole Miss	Addition Financial Arena	L, 70-68	6-3
Mon.	Dec. 18	Maine	Addition Financial Arena	W, 74-51	7-3
Thu.	Dec. 21	Florida A&M	Addition Financial Arena	W, 69-56	8-3
Fri.	Dec. 29	Bethune-Cookman	Addition Financial Arena	W, 98-54	9-3
Sat.	Jan. 6	at Kansas State *	Manhattan, Kan.	L, 77-52	9-4 (0-1)
Wed.	Jan. 10	#3/3 Kansas *	Addition Financial Arena	W, 65-60	10-4 (1-1)
Sat.	Jan. 13	#18/17 BYU *	Addition Financial Arena	L, 63-58	10-5 (1-2)
Wed.	Jan. 17	at Texas *	Austin, Texas	W, 77-71	11-5 (2-2)
Sat.	Jan. 20	at #5/5 Houston *	Houston, Texas	L, 57-42	11-6 (2-3)
Tue.	Jan. 23	West Virginia *	Addition Financial Arena	W, 72-59	12-6 (3-3)
Sat.	Jan. 27	at Cincinnati *	Cincinnati, Ohio	L, 68-57	12-7 (3-4)
Wed.	Jan. 31	#18/18 Baylor *	Addition Financial Arena	L, 77-69	12-8 (3-5)
Sat.	Feb. 3	#23/24 Oklahoma *	Addition Financial Arena	W, 74-63	13-8 (4-5)
Sat.	Feb. 10	at #23/23 Texas Tech *	Lubbock, Texas	L, 66-59	13-9 (4-6)
Tue.	Feb. 13	at #19/17 BYU *	Provo, Utah	L, 90-88	13-10 (4-7)
Sat.	Feb. 17	Cincinnati *	Addition Financial Arena	L, 76-74	13-11 (4-8)
Tue.	Feb. 20	at West Virginia *	Morgantown, W.Va.	L, 77-67	13-12 (4-9)
Sat.	Feb. 24	#23/23 Texas Tech *	Addition Financial Arena	W, 75-61	14-12 (5-9)
Wed.	Feb. 28	at Oklahoma State *	Stillwater, Okla.	W, 77-71	15-12 (6-9)
Sat.	Mar. 2	#8/6 Iowa State *	Addition Financial Arena	L, 60-52	15-13 (6-10)
Wed.	Mar. 6	#1/1 Houston *	Addition Financial Arena	L, 67-59	15-14 (6-11)
Sat.	Mar. 9	at TCU *	Fort Worth, Texas	W, 79-77	16-14 (7-11)
Tue.	Mar. 12	vs. Oklahoma State %	Kansas City, Mo.	W, 77-62	17-14 (7-11)
Wed.	Mar. 13	vs. #20/21 BYU %	Kansas City, Mo.	L, 87-73	17-15 (7-11)
Tue.	Mar. 19	South Florida &	Addition Financial Arena	L, 83-77	17-16 (7-11)

Home Contests are in bold

^ - Jacksonville Classic contest

* - Big 12 Conference contest

% - Phillips 66 Big 12 Championship

& - National Invitation Tournament

UCF in the NCAA NET and Other Rankings

NCAA NET Breakdown

QUAD 1: 3-10

NET	Date	Opponent	Result
2	1/20/24	at Houston *	L, 57-42
2	3/6/24	Houston *	L, 67-59
6	3/2/24	Iowa State *	L, 60-52
15	3/13/24	BYU *	L, 87-73
15	2/13/24	at BYU *	L, 90-88
15	1/13/24	BYU *	L, 63-58
16	1/31/24	Baylor *	L, 77-69
21	1/10/24	Kansas *	W, 65-60
28	1/17/24	at Texas *	W, 77-71
34	2/10/24	at Texas Tech *	L, 66-59
39	1/27/24	at Cincinnati *	L, 68-57
46	3/9/24	at TCU	W, 79-77
71	1/6/24	at Kansas State	L, 77-52

QUAD 2: 3-2

NET	Date	Opponent	Result
34	2/24/24	Texas Tech *	W, 75-61
39	2/17/24	Cincinnati *	L, 76-74
45	2/3/24	Oklahoma *	W, 74-63
98	11/20/23	at Miami	L, 88-72
126	2/28/24	at Oklahoma State *	W, 77-71

QUAD 3: 4-3

NET	Date	Opponent	Result
78	3/19/24	South Florida !	L, 83-77
90	12/10/23	Ole Miss	L, 70-68
116	11/20/23	vs. Charlotte	W, 74-71 (OT)
126	3/12/24	vs. Oklahoma State *	W, 77-62
139	11/19/24	vs. South Dakota St.	W, 83-80
158	1/23/24	West Virginia *	W, 72-59
158	2/20/24	at West Virginia *	L, 77-67

QUAD 4: 10-0

NET	Date	Opponent	Result
167	12/2/23	Lipscomb	W, 72-57
218	11/26/23	Stetson	L, 85-82
231	12/18/23	Maine	W, 74-51
235	11/16/23	Cal St. Fullerton	W, 72-44
275	12/6/23	Jacksonville	W, 94-52
295	11/6/23	FIU	W, 85-62
301	12/29/23	Bethune-Cookman	W, 98-54
340	12/21/23	Florida A&M	W, 69-56

* indicates regular season Big 12 Conference game

! indicates Big 12 Conference Championship contest

! indicates NIT game

UCF RANKING HIGHS & LOWS

Poll	High	Low	Season's End
NCAA NET	61	112	66
ESPN BPI	47	66	58
KenPom	49	87	66
AP Poll	NR	NR	NR
Coaches Poll	NR	NR	NR

UCF WEEK-BY-WEEK

	AP	COACHES	NET	ESPN BPI	KENPOM	RECORD
Preseason	NR	NR	-	49	72	0-0
Week 2	NR	NR	-	48	73	1-1
Week 3	NR	NR	-	47	64	3-1
Week 4	NR	NR	-	59	78	4-2
Week 5	NR	NR	112	66	79	5-2
Week 6	NR	NR	83	58	75	6-3
Week 7	NR	NR	84	57	80	6-3
Week 8	NR	NR	82	61	78	8-3
Week 9	NR	NR	69	53	75	9-3
Week 10	NR	NR	80	64	87	9-4
Week 11	NR	NR	75	64	77	10-5
Week 12	NR	NR	67	55	72	11-6
Week 13	NR	NR	71	56	72	12-7
Week 14	NR	NR	67	55	69	13-8
Week 15	NR	NR	66	58	65	13-9
Week 16	NR	NR	68	53	70	13-11
Week 17	NR	NR	69	59	70	14-12
Week 18	NR	NR	65	57	65	15-13
Week 19	NR	NR	61	55	60	16-14
Week 20	NR	NR	61	61	49	17-15
Final	NR	NR	66	58	66	17-16

First NET rankings debuted in Week 5.

UCF FINAL RANKING SUMMARY

Stat Category	Value	Nat'l	Big 12
Points per Game	71.7	231	12
Scoring Defense	67.9	65	3
Scoring Margin	+3.8	125	11
Field Goal %	42.0	302	14
Opponent Field Goal %	41.2	36	5
3-Point %	32.2	271	13
3-Point Makes per Game	6.8	234	11
Opponent 3-Point %	34.0	210	11
Free Throw %	70.1	263	11
Rebounds per Game	37.67	69	3
Offensive Rebounds per Game	12.36	41	4
Rebound Margin	+3.1	77	7
Assists per Game	11.4	305	14
Turnovers per Game	12.5	251	10
Turnovers Forced per Game	14.21	37	4
Assist-to-Turnover Ratio	0.91	308	14
Steals per Game	8.7	22	4
Blocks per Game	5.0	19	1



Jaylin Sellers celebrates UCF's opening night win against FIU, a contest in which he scored 23 points

2023-24 Overall Statistics

Game Records

Record	Overall	Home	Away	Neutral
ALL GAMES	17-16	11-8	3-7	3-1
CONFERENCE	7-11	4-5	3-6	0-0
NON-CONFERENCE	10-5	7-3	0-1	3-1

Score by Periods

Team	1st	2nd	OT	TOT
UCF	1074	1277	15	2366
Opponents	1032	1198	12	2242

Team Box Score

No.	Player				Total		3-Point		F-Throw		Rebounds													
		GP-GS	MIN	AVG	FG-FGA	FG%	3FG-3FGA	3FG%	FT-FTA	FT%	OFF	DEF	TOT	AVG	PF	DQ	A	TO	BLK	STL	PTS	AVG		
24	SELLERS, Jaylin	33-32	1053:07	31.9	173-413	.419	52-175	.297	126-152	.829	46	72	118	3.6	58	1	36	42	4	35	524	15.9		
3	JOHNSON, Darius	33-32	1077:26	32.6	159-391	.407	71-180	.394	111-137	.810	17	93	110	3.3	99	6	123	92	3	73	500	15.2		
21	WALKER, C.J.	19-15	428:13	22.5	53-133	.398	9-29	.310	34-52	.654	18	72	90	4.7	36	1	10	23	10	10	149	7.8		
13	AVERY, Marchelus	31-2	548:37	17.7	81-205	.395	36-105	.343	38-55	.691	46	79	125	4.0	37	0	23	22	8	22	236	7.6		
2	ALLEN, Shemarri	31-30	912:52	29.4	80-209	.383	9-43	.209	56-91	.615	32	90	122	3.9	85	4	82	54	18	56	225	7.3		
11	DIALLO, Ibrahima	32-19	608:04	19.0	75-138	.543	0-0	.000	51-91	.560	66	114	180	5.6	77	4	13	42	57	23	201	6.3		
1	JONES, Antwann	24-3	318:46	13.3	40-88	.455	10-31	.323	14-26	.538	10	31	41	1.7	25	0	26	17	2	11	104	4.3		
31	SYLLA, Thierno	32-10	477:24	14.9	48-126	.381	17-61	.279	23-35	.657	39	85	124	3.9	38	0	8	21	14	10	136	4.3		
5	PAYNE, Omar	33-14	499:14	15.1	55-97	.567	3-12	.250	25-40	.625	39	78	117	3.5	88	3	17	34	45	17	138	4.2		
15	HENDRICKS, Tyler	14-0	106:26	7.6	12-26	.462	5-14	.357	7-8	.875	5	11	16	1.1	17	0	2	7	0	2	36	2.6		
22	MACHOWSKI, Nils	25-0	232:32	9.3	16-49	.327	9-33	.273	8-11	.727	10	18	28	1.1	11	0	21	10	1	13	49	2.0		
4	EMUOBOR, Comeh	10-0	58:34	5.9	7-20	.350	2-6	.333	3-4	.750	1	8	9	0.9	6	0	1	1	0	1	19	1.9		
12	LANGFORD JR., DeMarr	23-8	244:46	10.6	14-34	.412	0-1	.000	9-18	.500	16	16	32	1.4	17	0	10	16	1	12	37	1.6		
10	MOCKUS, Mintautas	8-0	29:32	3.7	3-9	.333	1-6	.167	0-1	.000	1	5	6	0.8	4	0	1	2	0	1	7	0.9		
14	KALINA, Michael	5-0	09:24	1.9	1-3	.333	1-1	1.000	0-0	.000	0	0	0	0.0	0	0	0	2	1	0	3	0.6		
20	WARAKULNUKROH, Poohpha	6-0	10:02	1.7	0-3	.000	0-1	.000	2-2	1.000	0	1	1	0.2	1	0	2	0	1	0	2	0.3		
0	MAY, Charlie	6-0	10:02	1.7	0-1	.000	0-0	.000	0-0	.000	0	3	3	0.5	2	0	0	1	0	1	0	0.0		
Team											62	59	121					27						
Total		33	6625		817-1945	.420	225-698	.322	507-723	.701	408	835	1243	37.7	601	19	375	413	165	287	2366	71.7		
Opponents		33	6625		741-1800	.412	242-712	.340	518-711	.729	308	832	1140	34.5	597	19	427	469	113	224	2242	67.9		

Team Statistics

	UCF	OPP
Scoring	2366	2242
Points per game	71.7	67.9
Scoring margin	+3.8	-
Field goals-att	817-1945	741-1800
Field goal pct	.420	.412
3 point fg-att	225-698	242-712
3-point FG pct	.322	.340
3-pt FG made per game	6.8	7.3
Free throws-att	507-723	518-711
Free throw pct	.701	.729
F-Throws made per game	15.4	15.7
Rebounds	1243	1140
Rebounds per game	37.7	34.5
Rebounding margin	+3.1	-
Assists	375	427
Assists per game	11.4	12.9
Turnovers	413	469
Turnovers per game	12.5	14.2
Turnover margin	+1.7	-
Assist/turnover ratio	0.9	0.9
Steals	287	224
Steals per game	8.7	6.8
Blocks	165	113
Blocks per game	5.0	3.4
Winning streak	0	-
Home win streak	0	-
Attendance	134240	99152
Home games-Avg/Game	19-7065	10-9915
Neutral site-Avg/Game	-	4-6597

Team Results

Date	Opponent		Score	Att.
11/06/2023	FIU	W	85-62	6225
11/10/2023	at Miami (FL)	L	72-88	7972
11/16/2023	Cal St. Fullerton	W	72-44	5322
11/19/2023	vs South Dakota St.	W	83-80	609
11/20/2023	vs Charlotte	Wot	74-71	329
11/26/2023	Stetson	L	82-85	5089
12/02/2023	Lipscomb	W	72-57	5152
12/06/2023	Jacksonville	W	94-52	5278
12/10/2023	Ole Miss	L	68-70	6067
12/18/2023	Maine	W	74-51	5014
12/21/2023	Florida A&M	W	69-56	5066
12/29/2023	Bethune-Cookman	W	98-54	5188
01/06/2024	at Kansas St.	L	52-77	9698
01/10/2024	Kansas	W	65-60	9469
01/13/2024	BYU	L	58-63	9137
01/17/2024	at Texas	W	77-71	11235
01/20/2024	at Houston	L	42-57	7184
01/23/2024	West Virginia	W	72-59	8882
01/27/2024	at Cincinnati	L	57-68	12112
01/31/2024	Baylor	L	69-77	8683
02/03/2024	Oklahoma	W	74-63	9387
02/10/2024	at Texas Tech	L	59-66	13715
02/13/2024	at BYU	L	88-90	15590
02/17/2024	Cincinnati	L	74-76	8624
02/20/2024	at West Virginia	L	67-77	9569
02/24/2024	Texas Tech	W	75-61	8711
02/28/2024	at Oklahoma St.	W	77-71	5044
03/02/2024	Iowa St.	L	52-60	9392
03/06/2024	Houston	L	59-67	9390
03/09/2024	at TCU	W	79-77	7033
03/12/2024	vs Oklahoma St.	W	77-62	9404
03/13/2024	vs BYU	L	73-87	16044
03/19/2024	South Fla.	L	77-83	4164

2023-24 Conference Statistics

Game Records

Record	Overall	Home	Away	Neutral
ALL GAMES	7-11	4-5	3-6	0-0
CONFERENCE	7-11	4-5	3-6	0-0
NON-CONFERENCE	0-0	0-0	0-0	0-0

Score by Periods

Team	1st	2nd	OT	TOT
UCF	547	649	0	1196
Opponents	598	642	0	1240

Team Box Score

No.	Player				Total		3-Point		F-Throw		Rebounds											
		GP-GS	MIN	AVG	FG-FGA	FG%	3FG-3FGA	3FG%	FT-FTA	FT%	OFF	DEF	TOT	AVG	PF	DQ	A	TO	BLK	STL	PTS	AVG
3	JOHNSON, Darius	18-18	603:26	33.5	83-214	.388	38-101	.376	68-81	.840	11	50	61	3.4	62	5	68	50	1	46	272	15.1
24	SELLERS, Jaylin	18-17	569:52	31.7	84-209	.402	31-91	.341	57-67	.851	18	34	52	2.9	32	1	20	20	3	12	256	14.2
21	WALKER, C.J.	15-13	350:59	23.4	41-103	.398	6-20	.300	29-45	.644	15	60	75	5.0	33	1	7	18	8	8	117	7.8
2	ALLEN, Shemarri	16-16	479:26	30.0	42-108	.389	4-21	.190	35-55	.636	17	39	56	3.5	46	3	46	30	11	34	123	7.7
11	DIALLO, Ibrahima	17-16	331:53	19.5	39-75	.520	0-0	.000	26-41	.634	34	55	89	5.2	46	3	8	23	26	9	104	6.1
13	AVERY, Marchelus	18-1	269:54	15.0	32-97	.330	12-54	.222	22-31	.710	28	36	64	3.6	19	0	9	16	2	7	98	5.4
1	JONES, Antwann	17-3	234:45	13.8	27-62	.435	6-23	.261	9-14	.643	6	20	26	1.5	18	0	19	14	2	9	69	4.1
5	PAYNE, Omar	18-2	287:60	16.0	30-54	.556	1-9	.111	5-12	.417	21	45	66	3.7	47	1	8	23	27	6	66	3.7
31	SYLLA, Thierno	18-2	223:33	12.4	19-46	.413	6-22	.273	7-9	.778	15	38	53	2.9	20	0	1	7	5	3	51	2.8
22	MACHOWSKI, Nils	11-0	90:47	8.3	7-19	.368	3-14	.214	1-3	.333	7	7	14	1.3	6	0	7	2	0	8	18	1.6
4	EMUOBOR, Comeh	2-0	06:04	3.0	1-2	.500	0-0	.000	1-2	.500	0	2	2	1.0	0	0	0	0	0	0	3	1.5
12	LANGFORD JR., DeMarr	14-2	120:28	8.6	5-13	.385	0-1	.000	4-8	.500	9	8	17	1.2	7	0	1	9	0	3	14	1.0
10	MOCKUS, Mintautas	2-0	09:11	4.6	1-1	1.000	0-0	.000	0-0	.000	0	1	1	0.5	1	0	1	0	0	0	2	1.0
15	HENDRICKS, Tyler	4-0	21:42	5.4	0-3	.000	0-1	.000	3-3	1.000	1	4	5	1.3	1	0	0	1	0	0	3	0.8
Team											22	30	52					17				
Total		18	3600		411-1006	.409	107-357	.300	267-371	.720	204	429	633	35.2	338	14	195	230	85	145	1196	66.4
Opponents		18	3600		415-979	.424	131-387	.339	279-388	.719	179	447	626	34.8	307	11	255	224	57	114	1240	68.9

Team Statistics

	UCF	OPP
Scoring	1196	1240
Points per game	66.4	68.9
Scoring margin	-2.4	-
Field goals-att	411-1006	415-979
Field goal pct	.409	.424
3 point fg-att	107-357	131-387
3-point FG pct	.300	.339
3-pt FG made per game	5.9	7.3
Free throws-att	267-371	279-388
Free throw pct	.720	.719
F-Throws made per game	14.8	15.5
Rebounds	633	626
Rebounds per game	35.2	34.8
Rebounding margin	+0.4	-
Assists	195	255
Assists per game	10.8	14.2
Turnovers	230	224
Turnovers per game	12.8	12.4
Turnover margin	-0.3	-
Assist/turnover ratio	0.8	1.1
Steals	145	114
Steals per game	8.1	6.3
Blocks	85	57
Blocks per game	4.7	3.2
Winning streak	1	-
Home win streak	0	-
Attendance	81675	91180
Home games-Avg/Game	9-9075	9-10131
Neutral site-Avg/Game	-	0-0

Team Results

Date	Opponent		Score	Att.
01/06/2024	at Kansas St.	L	52-77	9698
01/10/2024	Kansas	W	65-60	9469
01/13/2024	BYU	L	58-63	9137
01/17/2024	at Texas	W	77-71	11235
01/20/2024	at Houston	L	42-57	7184
01/23/2024	West Virginia	W	72-59	8882
01/27/2024	at Cincinnati	L	57-68	12112
01/31/2024	Baylor	L	69-77	8683
02/03/2024	Oklahoma	W	74-63	9387
02/10/2024	at Texas Tech	L	59-66	13715
02/13/2024	at BYU	L	88-90	15590
02/17/2024	Cincinnati	L	74-76	8624
02/20/2024	at West Virginia	L	67-77	9569
02/24/2024	Texas Tech	W	75-61	8711
02/28/2024	at Oklahoma St.	W	77-71	5044
03/02/2024	Iowa St.	L	52-60	9392
03/06/2024	Houston	L	59-67	9390
03/09/2024	at TCU	W	79-77	7033

2023-24 Postseason Statistics

Game Records

Record	Overall	Home	Away	Neutral
ALL GAMES	1-2	0-1	0-0	1-1
CONFERENCE	0-0	0-0	0-0	0-0
NON-CONFERENCE	1-2	0-1	0-0	1-1

Score by Periods

Team	1st	2nd	OT	TOT
UCF	108	119	0	227
Opponents	127	105	0	232

Team Box Score

No.	Player				Total		3-Point		F-Throw		Rebounds													
		GP-GS	MIN	AVG	FG-FGA	FG%	3FG-3FGA	3FG%	FT-FTA	FT%	OFF	DEF	TOT	AVG	PF	DQ	A	TO	BLK	STL	PTS	AVG		
3	JOHNSON, Darius	3-3	102:15	34.1	19-43	.442	11-20	.550	8-11	.727	2	11	13	4.3	8	1	12	5	1	5	57	19.0		
24	SELLERS, Jaylin	3-3	103:05	34.4	15-40	.375	4-16	.250	11-15	.733	5	7	12	4.0	4	0	2	5	1	2	45	15.0		
21	WALKER, C.J.	2-2	48:27	24.2	8-16	.500	3-5	.600	2-3	.667	1	5	6	3.0	3	0	0	1	2	1	21	10.5		
13	AVERY, Marchelus	3-0	48:44	16.2	9-20	.450	5-9	.556	2-2	1.000	5	11	16	5.3	2	0	3	0	0	4	25	8.3		
11	DIALLO, Ibrahima	3-3	61:24	20.5	9-20	.450	0-0	.000	4-9	.444	7	11	18	6.0	9	0	1	6	4	5	22	7.3		
1	JONES, Antwann	3-0	42:09	14.1	8-15	.533	2-4	.500	2-4	.500	1	6	7	2.3	3	0	2	1	0	2	20	6.7		
31	SYLLA, Thierno	3-1	53:15	17.8	4-13	.308	2-7	.286	6-8	.750	6	5	11	3.7	3	0	0	3	3	1	16	5.3		
2	ALLEN, Shemarri	3-3	97:11	32.4	3-16	.188	0-3	.000	5-9	.556	4	13	17	5.7	9	0	6	3	0	5	11	3.7		
5	PAYNE, Omar	3-0	27:41	9.2	3-9	.333	0-1	.000	2-4	.500	1	2	3	1.0	6	0	0	1	2	0	8	2.7		
15	HENDRICKS, Tyler	2-0	06:20	3.2	1-1	1.000	0-0	.000	0-0	.000	0	0	0	0.0	2	0	0	0	0	0	2	1.0		
4	EMUOBOR, Comeh	1-0	02:14	2.2	0-0	.000	0-0	.000	0-0	.000	0	0	0	0.0	0	0	0	0	0	0	0	0.0		
12	LANGFORD JR., DeMarr	1-0	02:45	2.8	0-0	.000	0-0	.000	0-0	.000	0	0	0	0.0	0	0	0	0	0	0	0	0.0		
22	MACHOWSKI, Nils	2-0	04:30	2.2	0-0	.000	0-0	.000	0-0	.000	0	0	0	0.0	1	0	0	0	0	0	0	0.0		
Team											9	7	16					2						
Total		3	600		79-193	.409	27-65	.415	42-65	.646	41	78	119	39.7	50	1	26	27	13	25	227	75.7		
Opponents		3	600		72-163	.442	36-83	.434	52-68	.765	21	88	109	36.3	55	0	40	40	17	11	232	77.3		

Team Statistics

	UCF	OPP
Scoring	227	232
Points per game	75.7	77.3
Scoring margin	-1.7	-
Field goals-att	79-193	72-163
Field goal pct	.409	.442
3 point fg-att	27-65	36-83
3-point FG pct	.415	.434
3-pt FG made per game	9.0	12.0
Free throws-att	42-65	52-68
Free throw pct	.646	.765
F-Throws made per game	14.0	17.3
Rebounds	119	109
Rebounds per game	39.7	36.3
Rebounding margin	+3.3	-
Assists	26	40
Assists per game	8.7	13.3
Turnovers	27	40
Turnovers per game	9.0	13.3
Turnover margin	+4.3	-
Assist/turnover ratio	1.0	1.0
Steals	25	11
Steals per game	8.3	3.7
Blocks	13	17
Blocks per game	4.3	5.7
Winning streak	0	-
Home win streak	0	-
Attendance	4164	0
Home games-Avg/Game	1-4164	0-0
Neutral site-Avg/Game	-	2-12724

Team Results

Date	Opponent		Score	Att.
03/12/2024	vs Oklahoma St.	W	77-62	9404
03/13/2024	vs BYU	L	73-87	16044
03/19/2024	South Fla.	L	77-83	4164

2023-24 Game-by-Game Statistics

				Total		3-Pointers		Free throws		Rebounds											
Opponent	Date	Score		FG-FGA	PCT	3FG-3FGA	PCT	FT-FTA	PCT	OFF	DEF	TOT	AVG	PF	A	TO	BLK	STL	PTS	AVG	
FIU	11/06/2023	85-62	W	31-62	.500	7-24	.292	16-23	.696	13	24	37	37.0	21	16	18	5	16	85	85.0	
at Miami (FL)	11/10/2023	72-88	L	30-73	.411	5-20	.250	7-11	.636	17	21	38	37.5	24	6	18	2	7	72	78.5	
Cal St. Fullerton	11/16/2023	72-44	W	27-58	.466	9-21	.429	9-18	.500	8	32	40	38.3	15	15	10	8	7	72	76.3	
vs South Dakota St.	11/19/2023	83-80	W	29-59	.492	7-24	.292	18-24	.750	5	24	29	36.0	21	13	5	6	12	83	78.0	
vs Charlotte	11/20/2023	74-71	Wot	25-67	.373	5-20	.250	19-24	.792	17	34	51	39.0	16	7	14	10	8	74	77.2	
Stetson	11/26/2023	82-85	L	27-62	.435	6-18	.333	22-28	.786	12	23	35	38.3	21	14	13	3	4	82	78.0	
Lipscomb	12/02/2023	72-57	W	27-67	.403	9-28	.321	9-13	.692	14	30	44	39.1	15	9	16	3	9	72	77.1	
Jacksonville	12/06/2023	94-52	W	31-65	.477	15-33	.455	17-29	.586	17	35	52	40.8	18	17	8	8	11	94	79.3	
Ole Miss	12/10/2023	68-70	L	21-57	.368	4-22	.182	22-34	.647	18	21	39	40.6	22	11	14	6	13	68	78.0	
Maine	12/18/2023	74-51	W	26-56	.464	8-19	.421	14-23	.609	10	33	43	40.8	16	14	9	8	4	74	77.6	
Florida A&M	12/21/2023	69-56	W	21-53	.396	8-24	.333	19-27	.704	12	22	34	40.2	13	10	13	5	12	69	76.8	
Bethune-Cookman	12/29/2023	98-54	W	32-67	.478	8-23	.348	26-33	.788	20	29	49	40.9	11	22	18	3	14	98	78.6	
at Kansas St.	01/06/2024	52-77	L	22-65	.338	5-21	.238	3-5	.600	16	20	36	40.5	20	12	13	6	7	52	76.5	
Kansas	01/10/2024	65-60	W	22-52	.423	7-20	.350	14-18	.778	9	19	28	39.6	13	12	13	7	8	65	75.7	
BYU	01/13/2024	58-63	L	17-58	.293	3-18	.167	21-33	.636	17	27	44	39.9	18	6	11	5	8	58	74.5	
at Texas	01/17/2024	77-71	W	29-57	.509	7-23	.304	12-15	.800	12	25	37	39.8	14	14	15	5	7	77	74.7	
at Houston	01/20/2024	42-57	L	7-44	.159	4-21	.190	24-33	.727	11	30	41	39.8	16	5	15	3	6	42	72.8	
West Virginia	01/23/2024	72-59	W	22-59	.373	7-22	.318	21-25	.840	11	34	45	40.1	12	15	11	7	10	72	72.7	
at Cincinnati	01/27/2024	57-68	L	21-58	.362	8-18	.444	7-9	.778	12	17	29	39.5	18	10	14	4	8	57	71.9	
Baylor	01/31/2024	69-77	L	27-50	.540	14-27	.519	1-7	.143	8	21	29	39.0	19	17	16	3	6	69	71.8	
Oklahoma	02/03/2024	74-63	W	20-48	.417	6-20	.300	28-32	.875	8	25	33	38.7	18	11	11	9	12	74	71.9	
at Texas Tech	02/10/2024	59-66	L	23-63	.365	5-24	.208	8-12	.667	12	25	37	38.6	17	11	8	2	5	59	71.3	
at BYU	02/13/2024	88-90	L	34-67	.507	6-22	.273	14-26	.538	12	20	32	38.3	27	12	9	5	10	88	72.0	
Cincinnati	02/17/2024	74-76	L	28-59	.475	4-12	.333	14-18	.778	8	25	33	38.1	17	14	9	5	8	74	72.1	
at West Virginia	02/20/2024	67-77	L	23-70	.329	9-38	.237	12-18	.667	13	23	36	38.0	21	11	7	10	9	67	71.9	
Texas Tech	02/24/2024	75-61	W	27-58	.466	6-12	.500	15-19	.789	9	27	36	38.0	16	10	8	3	11	75	72.0	
at Oklahoma St.	02/28/2024	77-71	W	22-52	.423	6-16	.375	27-36	.750	14	26	40	38.0	26	7	17	1	7	77	72.2	
Iowa St.	03/02/2024	52-60	L	20-47	.426	1-19	.053	11-18	.611	11	20	31	37.8	23	5	22	0	10	52	71.5	
Houston	03/06/2024	59-67	L	20-44	.455	3-10	.300	16-23	.696	10	22	32	37.6	19	10	18	5	7	59	71.0	
at TCU	03/09/2024	79-77	W	27-55	.491	6-14	.429	19-24	.792	11	23	34	37.5	24	13	13	5	6	79	71.3	
vs Oklahoma St.	03/12/2024	77-62	W	25-62	.403	9-18	.500	18-24	.750	13	30	43	37.6	8	12	7	9	9	77	71.5	
vs BYU	03/13/2024	73-87	L	26-67	.388	9-22	.409	12-18	.667	14	24	38	37.7	18	8	7	3	8	73	71.5	
South Fla.	03/19/2024	77-83	L	28-64	.438	9-25	.360	12-23	.522	14	24	38	37.7	24	6	13	1	8	77	71.7	
Total		2366		817-1945	.420	225-698	.322	507-723	.701	408	835	1243	37.7	601	375	413	165	287	2366	71.7	
Opponents		2242		741-1800	.412	242-712	.340	518-711	.729	308	832	1140	34.5	597	427	469	113	224	2242	67.9	

UCF Averages

Games Played	Points/game	FG Pct	3FG Pct	FT Pct	Rebounds/game	Assists/game	Turnovers/game	Assist/Turnover ratio	Steals/game	Blocks/game
33	71.7	42.0	32.2	70.1	37.7	11.4	12.5	0.9	8.7	5.0

2023-24 Opponent Game-by-Game Statistics

				Total		3-Pointers		Free throws		Rebounds										
Opponent	Date	Score		FG-FGA	PCT	3FG-3FGA	PCT	FT-FTA	PCT	OFF	DEF	TOT	AVG	PF	A	TO	BLK	STL	PTS	AVG
FIU	11/06/2023	85-62	W	17-47	.362	4-18	.222	24-32	.750	9	21	30	30.0	18	10	24	2	11	62	62.0
at Miami (FL)	11/10/2023	72-88	L	26-51	.510	10-21	.476	26-30	.867	6	28	34	32.0	16	13	18	11	14	88	75.0
Cal St. Fullerton	11/16/2023	72-44	W	12-51	.235	3-19	.158	17-21	.810	9	26	35	33.0	18	6	15	1	6	44	64.7
vs South Dakota St.	11/19/2023	83-80	W	24-54	.444	12-28	.429	20-29	.690	12	28	40	34.8	20	12	16	3	3	80	68.5
vs Charlotte	11/20/2023	74-71	Wot	28-66	.424	4-14	.286	11-16	.688	8	28	36	35.0	21	13	10	4	6	71	69.0
Stetson	11/26/2023	82-85	L	25-53	.472	13-30	.433	22-24	.917	6	26	32	34.5	22	17	17	2	6	85	71.7
Lipscomb	12/02/2023	72-57	W	20-52	.385	9-24	.375	8-15	.533	4	27	31	34.0	14	13	20	2	9	57	69.6
Jacksonville	12/06/2023	94-52	W	20-66	.303	4-20	.200	8-16	.500	16	24	40	34.8	21	7	14	0	5	52	67.4
Ole Miss	12/10/2023	68-70	L	20-45	.444	6-15	.400	24-34	.706	7	22	29	34.1	23	11	15	6	8	70	67.7
Maine	12/18/2023	74-51	W	22-64	.344	1-19	.053	6-12	.500	13	26	39	34.6	19	10	9	2	7	51	66.0
Florida A&M	12/21/2023	69-56	W	22-50	.440	5-18	.278	7-11	.636	7	24	31	34.3	21	14	21	3	10	56	65.1
Bethune-Cookman	12/29/2023	98-54	W	18-59	.305	4-16	.250	14-15	.933	11	17	28	33.8	22	6	26	3	14	54	64.2
at Kansas St.	01/06/2024	52-77	L	25-58	.431	9-24	.375	18-23	.783	13	27	40	34.2	12	18	12	6	9	77	65.2
Kansas	01/10/2024	65-60	W	24-47	.511	6-18	.333	6-11	.545	8	24	32	34.1	15	20	18	2	6	60	64.8
BYU	01/13/2024	58-63	L	21-52	.404	9-26	.346	12-17	.706	6	32	38	34.3	22	12	13	5	3	63	64.7
at Texas	01/17/2024	77-71	W	27-54	.500	10-26	.385	7-12	.583	4	18	22	33.6	13	17	11	1	10	71	65.1
at Houston	01/20/2024	42-57	L	20-58	.345	6-18	.333	11-16	.688	10	32	42	34.1	23	12	8	7	11	57	64.6
West Virginia	01/23/2024	72-59	W	21-58	.362	11-28	.393	6-10	.600	6	28	34	34.1	18	14	11	7	4	59	64.3
at Cincinnati	01/27/2024	57-68	L	24-52	.462	3-14	.214	17-25	.680	14	25	39	34.3	12	15	12	3	3	68	64.5
Baylor	01/31/2024	69-77	L	24-51	.471	9-20	.450	20-25	.800	8	18	26	33.9	12	19	9	3	8	77	65.1
Oklahoma	02/03/2024	74-63	W	20-54	.370	5-16	.313	18-22	.818	11	22	33	33.9	20	10	15	2	5	63	65.0
at Texas Tech	02/10/2024	59-66	L	23-60	.383	7-21	.333	13-15	.867	14	30	44	34.3	11	14	10	2	5	66	65.0
at BYU	02/13/2024	88-90	L	21-47	.447	8-23	.348	40-46	.870	9	28	37	34.4	19	12	17	2	4	90	66.1
Cincinnati	02/17/2024	74-76	L	28-67	.418	7-26	.269	13-21	.619	18	27	45	34.9	15	11	11	3	6	76	66.5
at West Virginia	02/20/2024	67-77	L	26-54	.481	7-14	.500	18-26	.692	7	35	42	35.2	14	15	13	5	2	77	67.0
Texas Tech	02/24/2024	75-61	W	20-54	.370	8-28	.286	13-20	.650	10	26	36	35.2	17	12	14	2	4	61	66.7
at Oklahoma St.	02/28/2024	77-71	W	21-52	.404	5-20	.250	24-30	.800	7	20	27	34.9	28	8	12	3	8	71	66.9
Iowa St.	03/02/2024	52-60	L	21-46	.457	5-21	.238	13-19	.684	6	20	26	34.6	18	16	17	1	9	60	66.6
Houston	03/06/2024	59-67	L	25-58	.431	8-24	.333	9-18	.500	16	15	31	34.4	18	11	10	3	9	67	66.7
at TCU	03/09/2024	79-77	W	24-57	.421	8-20	.400	21-32	.656	12	20	32	34.4	20	19	11	0	8	77	67.0
vs Oklahoma St.	03/12/2024	77-62	W	23-62	.371	9-29	.310	7-11	.636	10	27	37	34.5	16	12	13	11	4	62	66.8
vs BYU	03/13/2024	73-87	L	25-53	.472	14-30	.467	23-29	.793	7	31	38	34.6	19	18	10	4	2	87	67.5
South Fla.	03/19/2024	77-83	L	24-48	.500	13-24	.542	22-28	.786	4	30	34	34.5	20	10	17	2	5	83	67.9
Total		2242		741-1800	.412	242-712	.340	518-711	.729	308	832	1140	34.5	597	427	469	113	224	2242	67.9
UCF		2366		817-1945	.420	225-698	.322	507-723	.701	408	835	1243	37.7	601	375	413	165	287	2366	71.7

Opponents Averages

Games Played	Points/game	FG Pct	3FG Pct	FT Pct	Rebounds/game	Assists/game	Turnovers/game	Assist/Turnover ratio	Steals/game	Blocks/game
33	67.9	41.2	34.0	72.9	34.5	12.9	14.2	0.9	6.8	3.4

2023-24 Category Leaders

Points

##	Player	G	Pts	Pts/G
24	Sellers, Jaylin	33	524	15.9
3	Johnson, Darius	33	500	15.2
13	Avery, Marchelus	31	236	7.6
2	Allen, Shemarri	31	225	7.3
11	Diallo, Ibrahima	32	201	6.3
21	Walker, C.J.	19	149	7.8
5	Payne, Omar	33	138	4.2
31	Sylla, Thierno	32	136	4.3
1	Jones, Antwann	24	104	4.3
22	Machowski, Nils	25	49	2.0
12	Langford Jr., DeMarr	23	37	1.6
15	Hendricks, Tyler	14	36	2.6
4	Emuobor, Comeh	10	19	1.9
10	Mockus, Mintautas	8	7	0.9
14	Kalina, Michael	5	3	0.6
20	Warakulnukroh, Poohpha	6	2	0.3

Field Goal Percentage

##	Player	FG	Att	Pct
5	Payne, Omar	55	97	.567
11	Diallo, Ibrahima	75	138	.543
15	Hendricks, Tyler	12	26	.462
1	Jones, Antwann	40	88	.455
24	Sellers, Jaylin	173	413	.419
12	Langford Jr., DeMarr	14	34	.412
3	Johnson, Darius	159	391	.407
21	Walker, C.J.	53	133	.398
13	Avery, Marchelus	81	205	.395
2	Allen, Shemarri	80	209	.383
31	Sylla, Thierno	48	126	.381
4	Emuobor, Comeh	7	20	.350
10	Mockus, Mintautas	3	9	.333
14	Kalina, Michael	1	3	.333
22	Machowski, Nils	16	49	.327

Scoring Average

##	Player	G	Pts	Pts/G
24	Sellers, Jaylin	33	524	15.9
3	Johnson, Darius	33	500	15.2
21	Walker, C.J.	19	149	7.8
13	Avery, Marchelus	31	236	7.6
2	Allen, Shemarri	31	225	7.3
11	Diallo, Ibrahima	32	201	6.3
1	Jones, Antwann	24	104	4.3
31	Sylla, Thierno	32	136	4.3
5	Payne, Omar	33	138	4.2
15	Hendricks, Tyler	14	36	2.6
22	Machowski, Nils	25	49	2.0
4	Emuobor, Comeh	10	19	1.9
12	Langford Jr., DeMarr	23	37	1.6
10	Mockus, Mintautas	8	7	0.9
14	Kalina, Michael	5	3	0.6
20	Warakulnukroh, Poohpha	6	2	0.3

Field Goal Attempts

##	Player	G	Att	Att/G
24	Sellers, Jaylin	33	413	12.5
3	Johnson, Darius	33	391	11.8
2	Allen, Shemarri	31	209	6.7
13	Avery, Marchelus	31	205	6.6
11	Diallo, Ibrahima	32	138	4.3

Field Goals Made

##	Player	G	Made	Made/G
24	Sellers, Jaylin	33	173	5.2
3	Johnson, Darius	33	159	4.8
13	Avery, Marchelus	31	81	2.6
2	Allen, Shemarri	31	80	2.6
11	Diallo, Ibrahima	32	75	2.3



2023-24 Category Leaders

3-Point FG Percentage

##	Player	3FG	Att	Pct
14	Kalina, Michael	1	1	1.000
3	Johnson, Darius	71	180	.394
15	Hendricks, Tyler	5	14	.357
13	Avery, Marchelus	36	105	.343
4	Emuobor, Comeh	2	6	.333
1	Jones, Antwann	10	31	.323
21	Walker, C.J.	9	29	.310
24	Sellers, Jaylin	52	175	.297
31	Sylla, Thierno	17	61	.279
22	Machowski, Nils	9	33	.273
5	Payne, Omar	3	12	.250
2	Allen, Shemarri	9	43	.209
10	Mockus, Mintautas	1	6	.167

Free Throw Percentage

##	Player	Made	Att	Pct
20	Warakulnukroh, Poohpha	2	2	1.000
15	Hendricks, Tyler	7	8	.875
24	Sellers, Jaylin	126	152	.829
3	Johnson, Darius	111	137	.810
4	Emuobor, Comeh	3	4	.750
22	Machowski, Nils	8	11	.727
13	Avery, Marchelus	38	55	.691
31	Sylla, Thierno	23	35	.657
21	Walker, C.J.	34	52	.654
5	Payne, Omar	25	40	.625
2	Allen, Shemarri	56	91	.615
11	Diallo, Ibrahima	51	91	.560
1	Jones, Antwann	14	26	.538
12	Langford Jr., DeMarr	9	18	.500

Rebounds

##	Player	G	Reb	Reb/G
11	Diallo, Ibrahima	32	180	5.6
13	Avery, Marchelus	31	125	4.0
31	Sylla, Thierno	32	124	3.9
2	Allen, Shemarri	31	122	3.9
24	Sellers, Jaylin	33	118	3.6

Rebounds Average

##	Player	G	Reb	Reb/G
11	Diallo, Ibrahima	32	180	5.6
21	Walker, C.J.	19	90	4.7
13	Avery, Marchelus	31	125	4.0
2	Allen, Shemarri	31	122	3.9
31	Sylla, Thierno	32	124	3.9

3-Point FG Attempts

##	Player	G	Att	Att/G
3	Johnson, Darius	33	180	5.5
24	Sellers, Jaylin	33	175	5.3
13	Avery, Marchelus	31	105	3.4
31	Sylla, Thierno	32	61	1.9
2	Allen, Shemarri	31	43	1.4

3-Point FG Made

##	Player	G	Made	Made/G
3	Johnson, Darius	33	71	2.2
24	Sellers, Jaylin	33	52	1.6
13	Avery, Marchelus	31	36	1.2
31	Sylla, Thierno	32	17	0.5
1	Jones, Antwann	24	10	0.4

Free Throw Attempts

##	Player	G	Att	Att/G
24	Sellers, Jaylin	33	152	4.6
3	Johnson, Darius	33	137	4.2
2	Allen, Shemarri	31	91	2.9
11	Diallo, Ibrahima	32	91	2.8
13	Avery, Marchelus	31	55	1.8

Free Throws Made

##	Player	G	Made	Made/G
24	Sellers, Jaylin	33	126	3.8
3	Johnson, Darius	33	111	3.4
2	Allen, Shemarri	31	56	1.8
11	Diallo, Ibrahima	32	51	1.6
13	Avery, Marchelus	31	38	1.2

Assists

##	Player	G	Ast	Ast/G
3	Johnson, Darius	33	123	3.7
2	Allen, Shemarri	31	82	2.6
24	Sellers, Jaylin	33	36	1.1
1	Jones, Antwann	24	26	1.1
13	Avery, Marchelus	31	23	0.7

Steals

##	Player	G	Stl	Stl/G
3	Johnson, Darius	33	73	2.2
2	Allen, Shemarri	31	56	1.8
24	Sellers, Jaylin	33	35	1.1
11	Diallo, Ibrahima	32	23	0.7
13	Avery, Marchelus	31	22	0.7

2023-24 Game Highs & Lows

UCF Game Highs

POINTS	98	Bethune-Cookman (12/29/2023)
	94	Jacksonville (12/06/2023)
	88	at BYU (02/13/2024)
	85	FIU (11/06/2023)
	83	vs South Dakota St. (N) (11/19/2023)
FIELD GOALS MADE	34	at BYU (02/13/2024)
	32	Bethune-Cookman (12/29/2023)
FIELD GOAL ATTEMPTS	73	at Miami (FL) (11/10/2023)
	70	at West Virginia (02/20/2024)
FIELD GOAL PERCENTAGE	.540 (27-50)	Baylor (01/31/2024)
	.509 (29-57)	at Texas (01/17/2024)
3 PT FG MADE	15	Jacksonville (12/06/2023)
	14	Baylor (01/31/2024)
3 PT FG ATTEMPTS	38	at West Virginia (02/20/2024)
	33	Jacksonville (12/06/2023)
3 PT FG PERCENTAGE	.519 (14-27)	Baylor (01/31/2024)
	.500 (9-18)	vs Oklahoma St. (N) (03/12/2024)
	.500 (6-12)	Texas Tech (02/24/2024)
FREE THROWS MADE	28	Oklahoma (02/03/2024)
	27	at Oklahoma St. (02/28/2024)
FREE THROW ATTEMPTS	36	at Oklahoma St. (02/28/2024)
	34	Ole Miss (12/10/2023)
FREE THROW PERCENTAGE	.875 (28-32)	Oklahoma (02/03/2024)
	.840 (21-25)	West Virginia (01/23/2024)
REBOUNDS	52	Jacksonville (12/06/2023)
	51	vs Charlotte (N) (11/20/2023)
ASSISTS	22	Bethune-Cookman (12/29/2023)
	17	Baylor (01/31/2024)
	17	Jacksonville (12/06/2023)
STEALS	16	FIU (11/06/2023)
	14	Bethune-Cookman (12/29/2023)
BLOCKED SHOTS	10	at West Virginia (02/20/2024)
	10	vs Charlotte (N) (11/20/2023)
TURNOVERS	22	Iowa St. (03/02/2024)
	18	Houston (03/06/2024)
	18	Bethune-Cookman (12/29/2023)
	18	at Miami (FL) (11/10/2023)
	18	FIU (11/06/2023)
FOULS	27	at BYU (02/13/2024)
	26	at Oklahoma St. (02/28/2024)

Opponent Game Highs


POINTS	90	at BYU (02/13/2024)
	88	at Miami (FL) (11/10/2023)
	87	vs BYU (N) (03/13/2024)
	85	Stetson (11/26/2023)
	83	South Fla. (03/19/2024)
FIELD GOALS MADE	28	Cincinnati (02/17/2024)
	28	vs Charlotte (N) (11/20/2023)
FIELD GOAL ATTEMPTS	67	Cincinnati (02/17/2024)
	66	Jacksonville (12/06/2023)
	66	vs Charlotte (N) (11/20/2023)
FIELD GOAL PERCENTAGE	.511 (24-47)	Kansas (01/10/2024)
	.510 (26-51)	at Miami (FL) (11/10/2023)
3 PT FG MADE	14	vs BYU (N) (03/13/2024)
	13	South Fla. (03/19/2024)
	13	Stetson (11/26/2023)
3 PT FG ATTEMPTS	30	vs BYU (N) (03/13/2024)
	30	Stetson (11/26/2023)
3 PT FG PERCENTAGE	.542 (13-24)	South Fla. (03/19/2024)
	.500 (7-14)	at West Virginia (02/20/2024)
FREE THROWS MADE	40	at BYU (02/13/2024)
	26	at Miami (FL) (11/10/2023)
FREE THROW ATTEMPTS	46	at BYU (02/13/2024)
	34	Ole Miss (12/10/2023)
FREE THROW PERCENTAGE	.933 (14-15)	Bethune-Cookman (12/29/2023)
	.917 (22-24)	Stetson (11/26/2023)
REBOUNDS	45	Cincinnati (02/17/2024)
	44	at Texas Tech (02/10/2024)
ASSISTS	20	Kansas (01/10/2024)
	19	at TCU (03/09/2024)
	19	Baylor (01/31/2024)
STEALS	14	Bethune-Cookman (12/29/2023)
	14	at Miami (FL) (11/10/2023)
BLOCKED SHOTS	11	vs Oklahoma St. (N) (03/12/2024)
	11	at Miami (FL) (11/10/2023)
TURNOVERS	26	Bethune-Cookman (12/29/2023)
	24	FIU (11/06/2023)
FOULS	28	at Oklahoma St. (02/28/2024)
	23	at Houston (01/20/2024)
	23	Ole Miss (12/10/2023)

UCF Game Lows

POINTS	42	at Houston (01/20/2024)
	52	Iowa St. (03/02/2024)
	52	at Kansas St. (01/06/2024)
	57	at Cincinnati (01/27/2024)
	58	BYU (01/13/2024)
FIELD GOALS MADE	7	at Houston (01/20/2024)
	17	BYU (01/13/2024)
FIELD GOAL ATTEMPTS	44	Houston (03/06/2024)
	44	at Houston (01/20/2024)
FIELD GOAL PERCENTAGE	.159 (7-44)	at Houston (01/20/2024)
	.293 (17-58)	BYU (01/13/2024)
3 PT FG MADE	1	Iowa St. (03/02/2024)
	3	Houston (03/06/2024)
	3	BYU (01/13/2024)
3 PT FG ATTEMPTS	10	Houston (03/06/2024)
	12	Texas Tech (02/24/2024)
	12	Cincinnati (02/17/2024)
3 PT FG PERCENTAGE	.053 (1-19)	Iowa St. (03/02/2024)
	.167 (3-18)	BYU (01/13/2024)
FREE THROWS MADE	1	Baylor (01/31/2024)
	3	at Kansas St. (01/06/2024)
FREE THROW ATTEMPTS	5	at Kansas St. (01/06/2024)
	7	Baylor (01/31/2024)
FREE THROW PERCENTAGE	.143 (1-7)	Baylor (01/31/2024)
	.500 (9-18)	Cal St. Fullerton (11/16/2023)
REBOUNDS	28	Kansas (01/10/2024)
	29	Baylor (01/31/2024)
	29	at Cincinnati (01/27/2024)
	29	vs South Dakota St. (N) (11/19/2023)
ASSISTS	5	Iowa St. (03/02/2024)
	5	at Houston (01/20/2024)
STEALS	4	Maine (12/18/2023)
	4	Stetson (11/26/2023)
BLOCKED SHOTS	0	Iowa St. (03/02/2024)
	1	South Fla. (03/19/2024)
	1	at Oklahoma St. (02/28/2024)
TURNOVERS	5	vs South Dakota St. (N) (11/19/2023)
	7	vs BYU (N) (03/13/2024)
	7	vs Oklahoma St. (N) (03/12/2024)
	7	at West Virginia (02/20/2024)
FOULS	8	vs Oklahoma St. (N) (03/12/2024)
	11	Bethune-Cookman (12/29/2023)

Opponent Game Lows

POINTS	44	Cal St. Fullerton (11/16/2023)
	51	Maine (12/18/2023)
	52	Jacksonville (12/06/2023)
	54	Bethune-Cookman (12/29/2023)
	56	Florida A&M (12/21/2023)
FIELD GOALS MADE	12	Cal St. Fullerton (11/16/2023)
	17	FIU (11/06/2023)
FIELD GOAL ATTEMPTS	45	Ole Miss (12/10/2023)
	46	Iowa St. (03/02/2024)
FIELD GOAL PERCENTAGE	.235 (12-51)	Cal St. Fullerton (11/16/2023)
	.303 (20-66)	Jacksonville (12/06/2023)
3 PT FG MADE	1	Maine (12/18/2023)
	3	at Cincinnati (01/27/2024)
	3	Cal St. Fullerton (11/16/2023)
3 PT FG ATTEMPTS	14	at West Virginia (02/20/2024)
	14	at Cincinnati (01/27/2024)
	14	vs Charlotte (N) (11/20/2023)
3 PT FG PERCENTAGE	.053 (1-19)	Maine (12/18/2023)
	.158 (3-19)	Cal St. Fullerton (11/16/2023)
FREE THROWS MADE	6	West Virginia (01/23/2024)
	6	Kansas (01/10/2024)
	6	Maine (12/18/2023)
FREE THROW ATTEMPTS	10	West Virginia (01/23/2024)
	11	vs Oklahoma St. (N) (03/12/2024)
	11	Kansas (01/10/2024)
	11	Florida A&M (12/21/2023)
FREE THROW PERCENTAGE	.500 (9-18)	Houston (03/06/2024)
	.500 (8-16)	Jacksonville (12/06/2023)
	.500 (6-12)	Maine (12/18/2023)
REBOUNDS	22	at Texas (01/17/2024)
	26	Iowa St. (03/02/2024)
	26	Baylor (01/31/2024)
ASSISTS	6	Bethune-Cookman (12/29/2023)
	6	Cal St. Fullerton (11/16/2023)
STEALS	2	vs BYU (N) (03/13/2024)
	2	at West Virginia (02/20/2024)
BLOCKED SHOTS	0	at TCU (03/09/2024)
	0	Jacksonville (12/06/2023)
TURNOVERS	8	at Houston (01/20/2024)
	9	Baylor (01/31/2024)
	9	Maine (12/18/2023)
FOULS	11	at Texas Tech (02/10/2024)
	12	Baylor (01/31/2024)
	12	at Cincinnati (01/27/2024)
	12	at Kansas St. (01/06/2024)



Official Basketball Box Score - Final

FIU at UCF

11/06/23 Addition Financial Arena, Orlando

2023-24 Men's Basketball

Game Time: 8:00 PM

Game Duration: 2:06

Attendance: 6,225

FIU - 62

Record: 0-1

NO. Name	Min	FG M-A	3P M-A	FT M-A	Rebounds OR GR TOT	Fouls PF BD	TP	AS	TO	ST	Blocks BS BA	+	-
21 Jonathan Aybar	F 21:57	2-5	0-3	0-0	0 2 2	4 1	4	0	4	0	0	0	-14
4 Seth Pinkney	C 15:50	0-1	0-0	6-8	1 2 3	4	2	4	6	0	0	1	-17
1 Dashon Gittens	G 31:33	3-12	1-3	4-4	0 1 1	2 2	11	2	2	2	0	3	-20
2 Arturo Dean	G 20:55	1-7	0-2	0-0	1 3 4	5	0	2	4	4	3	0	-1
23 Petar Krivokapic	G 30:38	4-6	0-2	2-3	1 4 5	2	1	10	0	4	2	0	-21
3 Javante Hawkins	15:39	3-4	3-3	0-0	0 1 1	2 1	9	1	7	0	0	0	-7
11 Jayden Brewer	22:32	2-5	0-2	5-7	1 5 6	0 5	9	1	0	0	0	1	-2
12 Dante Wilcox	08:12	0-0	0-0	0-0	0 0 0	0 2	0	0	0	0	1	2	0
30 Mohamed Sanogo	15:11	2-4	0-0	3-6	2 1 3	1 3	7	0	0	0	0	1	-10
31 George Priddy Jr.	09:45	0-2	0-2	4-4	0 0 0	0 0	2	4	2	1	2	0	-1
24 Jaden Grant	01:56	0-0	0-0	0-0	0 0 0	0 0	0	0	0	1	0	0	-7
5 Jaldon Lipscomb	05:52	0-1	0-1	0-0	0 0 0	0 0	0	0	0	0	0	0	-2
Team					3 2 5		0	0					
Totals	17:47	4-18	24-32	9 21 30	18 21	62	10	24	11	2 5	-23		

Shooting By Period

1st FG%	5-20	25.0%
3PT%	2-8	25.0%
FT%	9-14	64.3%

2nd FG%

1st FG%	12-27	44.4%
3PT%	2-10	20.0%
FT%	15-18	83.3%
GM FG%	17-47	36.2%
3PT%	4-18	22.2%
FT%	24-32	75.0%

Deaf Team Rebounds: 5

0

UCF - 85

Record: 1-0

NO. Name	Min	FG M-A	3P M-A	FT M-A	Rebounds OR GR TOT	Fouls PF BD	TP	AS	TO	ST	Blocks BS BA	+	-
5 Omar Payne	F 15:05	1-2	0-0	2-2	2 4 6	5 1	4	0	0	1	2	0	12
2 Shemarri Allen	G 29:16	3-7	0-1	2-3	2 4 5	2 4	8	5	2	3	0	1	21
3 Darius Johnson	G 31:19	5-12	3-8	2-4	1 3 4	3 3	15	4	6	2	0	0	20
12 DeMarr Langford Jr.	G 26:06	2-4	0-0	1-4	0 1 1	3 3	5	3	0	2	0	0	31
24 Jaylin Sellers	G 32:06	8-15	1-4	6-7	2 4 6	1 5	23	2	2	3	0	1	20
4 Corneli Emuobor	06:18	0-2	0-1	0-0	0 0 1	1 1	0	0	0	0	0	0	0
10 Mintautas Mockus	07:00	1-4	0-3	0-0	1 0 1	2 0	2	0	0	0	1	0	-12
20 Pophpha Warakulnukroh	00:38	0-0	0-0	0-0	0 0 0	0 0	0	0	0	0	0	0	0
11 Ibrahim Diallo	10:37	3-4	0-0	1-1	1 2 3	0 1	7	0	0	1	3	0	8
22 Nils Machowski	08:41	1-2	1-2	2-2	1 0 1	0 1	5	1	2	1	0	0	3
15 Tyler Hendricks	14:16	3-4	1-2	0-0	1 3 4	2 0	7	1	2	0	0	0	7
31 Thiermo Sylla	18:00	4-6	1-3	0-0	1 2 2	0 0	9	0	3	2	0	0	4
0 Charlie May	00:38	0-0	0-0	0-0	0 0 0	0 0	0	0	0	0	0	0	1
Team					1 2 3		0	1					
Totals	31:62	7-24	16-23	13 24 37	21 18	85	16	18	16	5 2	-23		

Shooting By Period

1st FG%	19-39	48.7%
3PT%	4-14	28.6%
FT%	1-3	33.3%

2nd FG%

1st FG%	12-23	52.2%
3PT%	3-10	30.0%
FT%	15-20	75%
GM FG%	31-62	50.0%
3PT%	7-24	29.2%
FT%	16-23	69.6%

Deaf Team Rebounds: 4

0

Technical Fouls: NONE

Points from	FIU	UCF
Turnovers	15	22
Paint	26	46
Second Chance	5	20
Fast Breaks	24	21
Bench	29	30

Period by Period Shooting

	1st	2nd	TOT
FIU	21	41	62
UCF	43	42	85

Biggest lead

2 (1st 19:08) 30 (2nd 16:11)

Best Scoring Run

6 (2nd 13:43) 12 (2nd 19:21)

Lead Changes

1

Times Tied

1

Time with Lead

00:22 38:25

NCAA

Official Basketball Box Score - Final

Cal St. Fullerton at UCF

11/16/23 At Andrew Randall Arena, Orlando

2023-24 Men's Basketball

Game Date: 7:00 PM

Game Duration: 2:08

Attendance: 5,322

Cal St. Fullerton - 44

Record: 1-2

Officials: Rick Crawford, Marques Pettigrew, Tony Chazaa

NO. Name	Min	FG M-A	3P M-A	FT M-A	Rebounds OR DR TOT	Fouls PF FO	TP	AS	TO	ST	Blocks BS BA	+/-	
13 Vincent Lee	F 22:08	5-5	0-0	0-0	3 1 4	1 0	10	0	1	0	0	-19	
32 John Mikey Square	F 15:24	0-0	0-0	0-0	2 2 4	0 0	0	0	1	0	0	-9	
2 Max Jones	G 28:02	0-12	0-5	6-9	0 4 4	2 6	6	2	4	3	0	-4	
7 Dominic Brewton	G 27:59	3-10	0-1	2-2	0 2 2	0 3	8	4	4	0	0	-24	
21 Grayson Carper	G 28:09	3-7	3-6	4-4	0 3 3	1 2	13	0	0	0	1	-5	
3 Berli Kabamba	F 17:12	0-3	0-2	2-2	1 5 6	2 1	2	0	1	1	0	-19	
24 Kendrick De Luna	14:18	0-1	0-0	0-0	1 2 3	2 0	0	0	0	0	1	-3	
5 Davon Davis	11:43	1-6	0-2	3-4	3 3 6	4 1	5	0	3	1	0	-15	
0 Jalen Cooper	14:53	0-1	0-0	0-0	4 4 8	2 1	0	0	1	1	0	-3	
1 Keith Richard	11:06	0-3	0-1	0-0	0 0 0	0 0	0	0	1	0	0	-14	
21 Anthony Robinson	05:26	0-1	0-1	0-0	0 0 0	0 0	0	0	0	0	0	-5	
Team					1 0 1		0		0				
Totals		12-51	3-19	17-21	9 26 35	18 14	44	6	15	6	1	8	-28

Shooting By Period

1st FG% 6-25 24.0%

3PT% 2-9 22.2%

FT% 4-4 100%

2nd FG% 6-26 23.1%

3PT% 1-10 10.0%

FT% 13-17 76.5%

GM FG% 12-51 23.5%

3PT% 3-19 15.8%

FT% 17-21 81.0%

Dead Ball Rebounds: 2 0

UCF - 72

Record: 2-1

Technical Fouls: Oday 2nd 0:20

NO. Name	Min	FG M-A	3P M-A	FT M-A	Rebounds OR DR TOT	Fouls PF FO	TP	AS	TO	ST	Blocks BS BA	+/-	
5 Omar Payne	F 13:26	1-2	0-0	2-4	1 2 3	3 4	4	0	1	1	0	0	-12
2 Shemari Allen	G 29:24	3-9	2-5	1-2	1 2 3	2 2	9	2	2	4	1	0	-28
3 Darius Johnson	G 31:51	1-6	1-2	0-0	0 4 4	1 3	3	3	2	1	0	0	-28
12 DeMarri Langford Jr.	G 07:21	0-6	0-0	0-0	0 0 0	0 0	0	0	1	0	0	-9	
24 Jaylin Sellers	G 29:43	7-12	1-2	0-1	3 2 5	1 1	15	5	2	0	0	1	31
31 Thiermo Sylla	18:07	3-5	2-3	1-3	0 7 7	0 2	9	2	0	0	1	0	27
11 Ibrahim Diallo	22:53	4-7	0-0	0-0	1 7 8	2 1	8	1	1	0	1	5	41
22 Nils Machowski	13:12	1-3	1-2	1-2	1 2 3	0 1	4	1	1	0	0	0	-5
15 Tyler Hendricks	11:07	2-4	0-2	0-0	0 0 0	4 1	6	0	0	0	0	-3	
13 Marchelus Avery	14:01	4-8	1-3	0-2	1 3 4	1 2	9	1	0	0	0	1	11
4 Comeh Emuobor	03:41	1-1	1-1	2-2	1 1 0	1 0	5	0	0	0	0	-1	
10 Minutaus Mockus	03:41	0-1	0-1	0-0	1 1 0	0 0	0	0	0	0	0	-1	
0 Charlie May	00:31	0-0	0-0	0-0	0 0 0	0 0	0	0	0	0	0	-1	
14 Michael Kalina	00:31	0-0	0-0	0-0	0 0 0	0 0	0	0	0	0	0	-1	
20 Poohpha Warakunukroh	00:31	0-0	0-0	0-0	0 0 0	0 0	0	0	0	0	0	-1	
Team					0 1 1		0		1				
Totals		27-58	9-21	9-18	8 32 40	15 17	72	15	10	7	8	8	-28

Shooting By Period

1st FG% 13-30 43.3%

3PT% 3-8 37.5%

FT% 2-7 28.6%

2nd FG% 14-28 50.0%

3PT% 6-13 46.2%

FT% 7-11 63.6%

GM FG% 27-58 46.6%

3PT% 9-21 42.9%

FT% 9-18 50.0%

Dead Ball Rebounds: 6 0

Biggest lead	CSF		UCF	
	5 (1 st 16:43)	32 (2 nd 3:03)		
	Best Scoring Run			
	8 (2 nd 17:26)			14 (2 nd 13:26)
	Lead Changes			
2				
Times Tied		1		
Time with Lead		07:25	31:23	

Points from Turnovers	CSF	UCF
Point	13	13
Second Chance	2	9
Fast Breaks	11	11
Bench	7	41

Period by Period Scoring			
	1st	2nd	TOT
CSF	18	26	44
UCF	31	41	72

Official Basketball Box Score -- Game Totals -- Final Statistics

UCF vs South Dakota St.

11/19/23 8:12 p.m. at St. Augustine, Fla. (Flagler Gym)

UCF 83 • 3-1

#	Player		Total		3-Ptr		Rebounds			PF	TP	A	TO	Blk	Stl	Min
			FG-FGA	FG-FGA	FT-FTA	Off	Def	Total								
05	Omar Payne	f	4-4	0-0	2-2		1	2	3	1	10	0	0	2	3	20
31	Thierno Sylla	f	1-4	0-3	0-0		0	5	5	4	2	1	0	0	2	15
02	Shemarri Allen	g	3-5	0-0	1-2		1	3	4	3	7	3	1	0	1	34
03	Darius Johnson		4-10	2-3	3-5		0	3	3	4	11	4	2	0	4	34
24	Jaylin Sellers	g	5-13	0-7	8-11		1	2	3	2	20	1	0	0	2	34
11	Ibrahima Diallo		3-4	0-0	0-0		0	5	5	6	0	1	3	0		15
13	Marchelus Avery		7-16	4-9	4-4		0	2	2	22	2	1	1	0		30
15	Tyler Hendricks		2-3	1-2	0-0		0	0	0	5	1	0	0	0		12
22	Nils Nachowski		0-0	0-0	0-0		1	0	1	0	0	1	0	0	0	6
	Team						1	2	3							
Totals			29-59	7-24	18-24		5	24	29	21	83	13	5	6	12	200
FG % 1st Half:			13-33	39.4%	2nd half:		16-26	61.5%	Game:		29-59	49.2%	Deadball Rebounds			
3FG % 1st Half:			3-13	23.1%	2nd half:		4-11	36.4%	Game:		7-24	29.2%				
FT % 1st Half:			3-4	75.0%	2nd half:		15-20	75.0%	Game:		18-24	75.0%				

South Dakota St. 80 • 1-3

#	Player		Total		3-Ptr		Rebounds			PF	TP	A	TO	Blk	Stl	Min
			FG-FGA	FG-FGA	FT-FTA	Off	Def	Total								
13	Luke Appel	f	5-8	3-3	6-8		0	2	2	5	19	3	1	0	0	22
42	William Kyle III	f	1-7	0-0	2-4		3	3	6	2	4	0	1	1	0	21
02	Zeke Gary	g	3-7	2-5	4-5		1	7	8	1	12	3	8	0	1	38
10	Kalen Garry	g	2-7	1-6	2-3		1	4	5	4	7	3	3	0	2	30
30	Charlie Easley	g	8-13	3-6	2-3		2	4	6	4	21	3	0	0	0	38
05	Nate Barnhart		4-6	3-5	0-0		0	0	0	2	11	0	1	2	0	24
11	Matthew Mors		0-2	0-1	3-4		0	1	1	0	3	0	1	0	0	13
12	Bubz Alvarez		1-4	0-2	1-2		1	3	4	2	3	0	1	0	0	14
	Team						4	4	8							
Totals			24-54	12-28	20-29		12	28	40	20	80	12	16	3	3	200
FG % 1st Half:			10-30	33.3%	2nd half:		14-24	58.3%	Game:		24-54	44.4%	Deadball Rebounds			
3FG % 1st Half:			4-11	36.4%	2nd half:		8-17	47.1%	Game:		12-28	42.9%				
FT % 1st Half:			6-11	54.5%	2nd half:		14-18	77.8%	Game:		20-29	69.0%				

Officials: Jason Baker, Bharat Rmnanan, Mike Wallace

Technical fouls: UCF-None. South Dakota St.-None.

Attendance: 609

Jacksonville Classic - Game #4

Score by periods	1st	2nd	Total
UCF	32	51	83
South Dakota St.	30	50	80

Fast Break

Points

In Paint

Off T/O

2nd Chance

Fast Break

Bench

UCF

SDSU

32

18

25

6

2

2

33

17

Last FG - UCF 2nd:00.10, SDSU 2nd:00.29.

Largest lead - UCF by 8 2nd:17.06, SDSU by 7 1st:10.15.

UCF led for 28:27, SDSU led for 08:08. Game was tied for 03:25.

Score tied - 7 times.

Lead changed - 9 times.

Game 3 • UCF 72, Cal State Fullerton 44
November 16, 2023
Orlando, Fla.

Coming off the team's first loss of the season on the road at then-No. 13 Miami, head coach Johnny Dawkins set the tone for his group.

"Defensively, I challenged them."

The UCF men's basketball team rose to the occasion, producing one of the stingiest displays of the Dawkins era Thursday night, toppling the visiting Cal State Fullerton Titans, 72-44, at Addition Financial Arena.

"It was a really good game by our guys," Dawkins continued. "We responded well from our last outing. I challenged them about taking care of the basketball in both areas that we worked on this week, and I saw improvement. That's what you want to see this time of year, is getting better in the areas in which you know you have to make improvements."

In limiting the Titans (1-2) to 44 points, the Knights (2-1) surrendered an opposing field goal percentage of just 23.5 percent (12-of-51 shooting), the lowest allowed by a UCF squad since Nov. 30, 2016, when the Knights limited the Stetson Hatters to a 22.1 percent conversion rate in Dawkins' sixth game at the UCF helm.

After allowing three consecutive field goals in falling into an early 7-2 hole just under four minutes into the contest, UCF surged past the Titans, allowing just three more field goals the entirety of the opening 20 minutes.

The Knights scored 10 unanswered points in taking their first lead of the night, 12-7, with nine minutes remaining in the first half, including back-to-back made 3-point shots by Shemarri Allen and Thierno Sylla.

"We have to get off to a faster start," Dawkins added. "The way you get off to a faster start is through your defense. If teams are scoring often it puts too much pressure on your offense. We're a team that feeds off the ability to force turnovers. We forced 15 tonight, and we've recorded at least 15 turnovers in every game we've played [thus far]."

Cal State Fullerton on the other end was held without points of any kind for the following eight minutes and 14 seconds after taking a five-point advantage, and a pair of converted free throws by Allen and Omar Payne, accompanied by two Tyler Hendricks points, preserved UCF's lead until the Knights again caught fire down the stretch.

Led by breakout junior guard Jaylin Sellers' eight points, UCF authored a 15-5 run to conclude the first half, a stretch that was also made possible by Darius Johnson's first triple of the game and four Marchelus Avery points in the senior forward's UCF debut.

Sellers, who finished with a team-high 15 points, recorded his third straight game in double figures to begin the fall campaign, and with 60 points through his first three contests, has scored the most by a Knight in his first three games of a season since Brandon Mahan notched 55 in 2021.

The Knights remained in command of the affairs exiting the locker room following the halftime intermission, answering an 8-0 Titans run with 14 consecutive points of their own to balloon their lead to 46-26 with 13:22 to play. Sellers knocked down his first 3-point shot of the night, followed by another from Avery in the run.

UCF would drill four more tries from beyond the arc down the stretch, including converted attempts by Allen, Sylla, Nils Machowski and Comeh Emuobor in outscoring the Titans 41-26 throughout the final 20 minutes, recording a single-game season high nine 3-point field goals in the winning effort.

Ibrahima Diallo paved the way for the Knights' interior defense throughout the evening, recording a team-best and season-high five blocks. The San Jose State transfer has paced the team in blocks in each of its first three games this season.

"I knew going in that we were going to have to do a heck of a job focusing in on every defensive possession," Dawkins said. "I thought for the most part we did that. We were in the right places, we were locked in on those guys, keeping them out of the paint and taking away the three."

With the Knights' +51 point differential spanning their first two home games of the fall, UCF has also recorded its best home point differential spanning its first two games since the 2010 season, when the Black and Gold outscored West Florida and Jackson State by an aggregate 95 points.

Game 4 • UCF 83, South Dakota State 80
November 19, 2023
St. Augustine, Fla.

The UCF men's basketball team outlasted South Dakota State in the Jacksonville Classic Coast bracket semifinal, pulling out an 83-80 victory late Sunday night. A pair of Jackrabbit free throws with 58 seconds to play put South Dakota State in the lead before the Knights stormed to a strong finish, outscoring the opposition 8-4 in the final 42 seconds.

The Black and Gold finished the half on a 9-7 run, taking a 32-30 lead into the locker room. Avery had 15 points at the break.

UCF held onto the lead for the first five minutes of the second half. South Dakota State knotted things up briefly at 46 and 48 all. The Knights regained the lead and held onto it into the waning moments of the game. The Jackrabbits were persistent in their pursuit of leaping in front, constantly answering any bucket that UCF added in its attempt to build a bigger lead.

"We practice those situations during the week [late-game action], so it's good to see our guys get them and then execute them," said head coach Johnny Dawkins. "That's what you want to see your players do, can we carry it from the practice floor into the game, and tonight we were able to do that. We're resilient, one thing I know about our team is they'll keep on coming and keep on fighting, they'll give us an opportunity every night."

South Dakota State's consistent pressure finally rewarded them with under a minute to go. A shooting foul from three-point land with 58 seconds to go sent Kalen Garry to the line for his first free throw attempts of the contest. Garry drained the first two but was errant in his third, but the two makes put the Jackrabbits in front 76-75.

Fans of both sides may have chewed down to their

The biggest lead of the contest never reached double digits and the final 10 minutes saw the lead swell to six just once. The Knights owned the lead for most of the contest, leading the Jackrabbits for 28:08 and trailing in just 8:08 of game time. The largest lead of the contest was owned by the Knights with a margin of eight with 17:06 to go in the second half.

The Black and Gold answered on the next possession, as Johnson drove to the hoop and put up a jumper from the side of the lane to put UCF back up by one with 42 seconds remaining. South Dakota State missed a three-pointer the other way, but Charlie Easley collected the offensive board, laid the ball up and in and drew the foul with a chance for one more. He missed the ensuing free throw, but still had put the Jackrabbits back in front at 77-78 with just under a half a minute to play.

A pair of clutch Darius Johnson lay ins and free throws from Jaylin Sellers and Omar Payne eventually sealed South Dakota State's fate, but it was Marchelus Avery who led the way throughout the contest, scoring 22 points. Sellers was close behind, scoring 20, and saw his efforts reinforced by Johnson and Payne who also reached double digits, tallying 11 and 10, respectively.

Johnson answered with 10 second on the clock, remaining aggressive just as he did the possession before, driving to the lane and sinking a one-handed layup while drawing contact, earning a chance for another point at the stripe. The ensuing and-one chance was no good, but the rebound was grabbed by Sellers who was fouled in the scramble for the loose ball, sending him to the line as UCF was in the double bonus. Sellers converted both free throws, putting the Knights up 81-78.

The game was tight from the tipoff, as no team found more than a four-point advantage for nearly 10 minutes of the first half. UCF had control early but saw South Dakota State jump out to what went on to be its biggest lead of the contest at 19-12 to go in the first thanks to a Zeke Mayo three-pointer.

The Black and Gold fouled the Jackrabbits before they got a chance to put a shot up with six seconds remaining, avoiding a potential game-tying triple. They sunk their two free throws, chipping the deficit back to one. South Dakota State tried their best to clog UCF's inbound play and nearly succeed, but a

Official Basketball Box Score -- Game Totals -- Final Statistics

UCF vs Charlotte

11/20/23 8:32 p.m. at St. Augustine, Fla. (Flagler Gym)

UCF 74 • 4-1

#	Player	Total			3-Ptr			Rebounds			PF	TP	A	TO	Blk	Stl	Min
		FG	FGA	%	FG	FGA	%	Off	Def	Tot							
05	Omar Payne	1	2-5	40.0	0-0	0-0	0.0	1	1	2	3	6	0	1	2	2	13
31	Thierno Sylla	1	1-3	33.3	1-2	2-2	100.0	2	4	6	1	5	0	1	0	0	20
02	Shemari Allen	g	1-5	20.0	0-0	0-0	0.0	1	3	4	4	2	2	2	3	0	39
03	Darius Johnson	g	7-20	35.0	1-6	10-12	8.3	0	6	6	2	25	4	5	0	3	40-
24	Jaylin Sellers	g	7-16	43.8	3-7	2-2	100.0	0	0	0	0	19	0	0	0	0	37
04	Cornell Emeubor	g	0-1	0.0	0-1	0-0	0.0	0	0	0	0	0	0	0	0	0	4
10	Mintautas Mockus	g	0-1	0.0	0-1	0-0	0.0	0	1	1	0	0	0	0	0	0	2
11	Ibrahima Diallo	g	4-7	57.1	0-0	2-4	50.0	6	8	14	2	10	0	1	3	3	29
13	Marchelus Avery	g	3-7	42.9	0-2	1-2	50.0	1	6	7	1	7	1	1	1	0	26
15	Tyler Hendricks	g	0-0	0.0	0-0	0-0	0.0	0	1	1	1	0	0	1	0	0	7
22	Nils Machowski	g	0-2	0.0	0-1	0-0	0.0	0	2	2	0	0	0	1	0	0	8
Team								1	1	2							
Totals			25-67	37.3	5-20	19-24	79.2	17	34	51	16	74	7	14	10	8	225
FG % 1st Half:		9-31	29.0	2nd half:	13-29	44.8	OT:	3-7	42.9	Game:	25-67	37.3	Deadball				
3FG % 1st Half:		1-12	8.3	2nd half:	3-7	42.9	OT:	1-1	100.0	Game:	5-20	25.0	Rebounds				
FT % 1st Half:		3-4	75.0	2nd half:	8-10	80.0	OT:	8-10	80.0	Game:	19-24	79.2	2				

Charlotte 71 • 3-2

#	Player	Total			3-Ptr			Rebounds			PF	TP	A	TO	Blk	Stl	Min
		FG	FGA	%	FG	FGA	%	Off	Def	Tot							
24	Igor Milicic Jr.	r	6-14	42.9	1-5	5-6	16.7	3	7	10	4	18	2	1	1	1	44
49	Dishon Jackson	c	0-2	0.0	0-0	0-0	0.0	0	1	1	4	0	1	3	0	1	12
10	Nik Graves	g	3-7	42.9	0-1	0-1	0.0	0	3	3	3	6	3	1	0	2	25
12	Jacky Threadgill	g	5-11	45.5	1-3	0-0	0.0	1	2	3	1	11	0	0	1	0	40
25	Lu'oye Patterson	g	8-14	57.1	1-2	4-7	57.1	0	4	4	5	21	4	2	1	1	40-
05	Isaiah Folkes	g	1-7	14.3	0-0	0-0	0.0	1	2	2	0	2	0	1	0	0	16
11	Daylen Berry	g	0-1	0.0	0-0	0-0	0.0	0	2	2	2	0	0	0	0	1	6
20	Robert Braswell	g	1-4	25.0	0-1	0-0	0.0	0	1	1	0	2	0	0	0	0	6
21	Dean Reiber	g	2-3	66.7	0-1	0-0	0.0	1	0	1	1	4	0	0	0	0	19
19	Iaroslav Niagu	g	2-3	66.7	1-1	2-2	100.0	0	5	5	1	7	3	2	1	0	17
Team								2	2	4							
Totals			28-66	42.4	4-14	11-16	68.8	8	28	36	21	71	13	10	4	6	225
FG % 1st Half:		9-29	31.0	2nd half:	14-28	50.0	OT:	5-9	55.6	Game:	28-66	42.4	Deadball				
3FG % 1st Half:		0-6	0.0	2nd half:	2-5	40.0	OT:	2-3	66.7	Game:	4-14	28.6	Rebounds				
FT % 1st Half:		8-11	72.7	2nd half:	3-3	100.0	OT:	0-0	0.0	Game:	11-16	68.8	1				

Officials: Don Daily, Steve Anderson, Todd Austin
Technical fouls: UCF-None, Charlotte-None.
Attendance: 329
Jacksonville Classic - Game #8

Score by periods	1st	2nd	OT	Total
UCF	22	37	15	74
Charlotte	26	33	12	71

Last FG - UCF OT-00:16, CLT OT-01:14.
Largest lead - UCF by 9 1st-12:20, CLT by 8 2nd-11:03.
UCF led for 14:22, CLT led for 25:40, Game was tied for 04:58.

Game 5 • UCF 74, Charlotte 71 (OT)

November 20, 2023

St. Augustine, Fla.

Every superhero needs his theme music, and Darius Johnson is deserving of the hottest tracks on the Billboard Top 100 after scoring a career-best 25 points Monday night, including 17 out of the halftime locker room to lead the UCF men's basketball team to a 74-71 overtime victory over Charlotte and earn the Jacksonville Classic MVP.

Johnson didn't do it alone though, as Jaylin Sellers and Ibrahima Diallo posted double-digit efforts, the defense stood tall when it needed to most and numerous clutch free throws helped lead an Avenger-esque comeback. The Knights overcame a deficit of eight in the second half and erased a six-point deficit with just 1:34 remaining in overtime to power to a third straight victory.

"Our guys have big hearts," said head coach Johnny Dawkins. "They found a way because they're always looking to make plays and we never feel like we're out of a ballgame. When you have that type of belief, you can come back from some deficits and we were able to do that tonight."

The Black and Gold built a nine-point lead eight minutes into the game, going up 15-6 on a Sellers triple. Charlotte crept back into the contest by going on a 10-0 run over the next five minutes to pull ahead 16-15. The Knights battled back and forth with the 49ers for the remainder of the half but saw themselves down 26-22 at the break. Both teams shot south of 32% from the floor in the first half and just one three-pointer was made between the two sides.

UCF was 4-14 when trailing at halftime a season ago, but its fate was different this time around. It didn't immediately appear that way though, as Charlotte dictated the pace of play in most of the second half, sinking bucket after bucket to keep constant pressure on the Knights. The 49ers built their biggest lead of the contest at eight with 11:03 remaining in regulation.

After scratching and clawing its way back into the contest over the next six minutes and trimming the Charlotte lead to one possession multiple times, UCF finally broke back into the lead with 4:47 to play with a Marchelus Avery layup to make it 53-52. Diallo added a layup in the paint to extend

the lead to three but saw Charlotte answer with a triple 40 seconds later to square things up.

The Knights jumped back in front with a Johnson lay in, only to be answered with a jumper on the other end with two minutes remaining, knotting things at 57-57. After a Johnson miss, Charlotte retook the lead on a layup with 1:14 to play. A miss by both teams led to Johnson collecting a rebound with 18 seconds left before being fouled in the scramble, sending him to the line with UCF in the double bonus. Johnson knocked down both free throws, tying the contest up at 59. One more UCF defensive stand denied Charlotte the win and sent the contest to overtime.

Sellers swished the first jumper of the extra segment. The 49ers retaliated with five points of their own, jumping in front by three. Avery sunk a free throw to crawl back within one before Charlotte added a layup at the other end to go up by four with 2:20 remaining. Sellers again came up clutch on the very next possession, banging home a three to pull back within one. The 49ers answered with a three of their own 30 seconds later and then capitalized off a UCF turnover on the ensuing possession to add another two points, going up by six with 1:14 left on the clock in overtime.

Foul trouble haunted Charlotte down the stretch, as Sellers was fouled, going to the charity stripe to knock down two free throws. The 49ers drew a blank on the next possession after a timeout, and once again, the Knights were fouled. This time it was Johnson who stepped up and cashed in on the two shots with UCF in the double bonus, pulling UCF within two at 71-69 with 35 ticks left.

A Knights foul with Charlotte in the single bonus sent them to the line with for a one-and-one opportunity. The first free throw clanked off the rim to Diallo who collected his 14th rebound in a double-double effort. He was fouled and sent to the line at the other end for two shots. A career 45% free-throw shooter entering the weekend, Diallo buried the first to trim the deficit back to one but missed the second. Sellers was on the spot though, collecting the errant attempt for a huge offensive rebound. Diallo made up for the missed

chance at the stripe, eventually getting the ball in the paint putting the ball up and in for two second chance points and a 72-71 lead.

Charlotte took a timeout with 75 seconds remaining following the Diallo basket and were set to inbound in front of their bench. The inbounder struggled to find an open man and forced a pass toward midcourt that was batted away by Sellers and scooped up by Johnson, who was immediately fouled. Johnson took care of the pair of free throws at the other end as the Knights stormed from behind one final time to leave St. Augustine with hardware.

Johnson earned a career-best 25 points on the evening, topping his previous best of 24 achieved against Miami last season. Ten of his points on Monday night came from the charity stripe while adding six rebounds, four assists and three steals to his impressive performance.

Sellers had another game in which he was north of 15 points, scoring 19 while reeling in six rebounds. He has scored 15 or more points in all five of UCF's contests and has 19 or more in four of the five.

Diallo finished the night with 10 points and 14 rebounds, earning his fourth career double-double. He blocked exactly three shots for the second night in a row and has swatted aside three or more shots in four of UCF's five games. He continues to pace the Big 12 Conference in blocks and blocks per game, turning aside 15 shots for an average of three per game.

With the Jacksonville Classic victory, UCF has won three in-season tournaments in the Coach Dawkins era. The first of the trio came in the 2018-19 campaign when the Knights were victorious in the Myrtle Beach Invitational, beating Cal St. Fullerton, Saint Joseph's and Western Kentucky. Last season, the Knights earned their first win over a Big 12 opponent in program history, beating Oklahoma State in overtime in the Baha Mar Hoops Bahamas Championship semifinals before going on to top Santa Clara in the championship game. This year, UCF fended off South Dakota State and Charlotte for the Jacksonville Classic coast bracket title.

Game 6 • Stetson 85, UCF 82

November 26, 2023

Orlando, Fla.

Knights junior transfer Jaylin Sellers enjoyed a career night, but in the end the explosive Hatters' offense proved too much to overcome for his team's defense.

The guard scored a career-high 34 points, but a relentless attack from beyond the arc pushed Stetson past the UCF men's basketball team, 85-82, at Addition Financial Arena Sunday evening.

"Between three-point shooting, coming down the stretch and going 12-for-12 from the free throw line to close the game, they made all the shots they needed to make," said head coach Johnny Dawkins. "You've got to step up and make plays. We went up by 13 in the first half, and we have to learn how to continue to build on a lead when you're up like that."

The duo of Sellers and sophomore forward Thierno Sylla aided in propelling the Knights to an early 21-8 advantage eight and a half minutes into the contest.

The former finished a layup at the rim before the latter drained UCF's first 3-point try of the evening, ensuring that he has made at least one attempt from beyond the arc in five of his first six games and six total in that span, after finishing with a total of 12 triples a season ago.

Sylla followed two Omar Payne points with two more of his own, and junior guard Darius Johnson added the Knights' second 3-pointer of the game before Sellers took over. With UCF already leading 12-6, Sellers scored the Knights' next seven points, including another 3-point bucket that helped in building the Black and Gold's 13-point advantage with 11:31 remaining in the first half.

Another Sellers triple down the stretch that factored into his team-best 16 first-half points, in addition to four more from Marchelus Avery, gave UCF a 36-30 lead at halftime after the squad overcame a 22-15 Hatters run to end the first 20 minutes.


The Stetson offense had only just found its footing, as the Hatters exploded for nine 3-point field goals in the second half, a period that saw the visitors outscore UCF 55-46 after the Knights yielded 30 first-half points. The visitors' nine second-half triples factored into a game total of 13 makes from beyond the arc.

Through the first 11 minutes of the second half, the Black and Gold allowed only six field goals, but four Hatters 3-pointers in that span aided Stetson in hanging around as Sellers notched 12 of UCF's first 18 points of the stanza, including a layup that clinched a career-high performance in points scored with 12:01 to play.

Sellers' 34 points represented not only a personal career-high, but the most in a single game by a Knight since Brandon Mahan's 32-point showing on Dec. 19, 2020 against then-No. 15 Florida State in UCF's 86-74 win over the Seminoles.

The guard has also reached double figures in each of his first six games as a Knight, including four with at least 20 points.

"We need more than just Jaylin," Dawkins continued. "I thought he was terrific, but we need other guys taking advantage of what they have. Do what you do well and take what the defense gives you. That's something we have to clean up when we're watching tape with them is showing them how we want them to execute certain situations."



Official Basketball Box Score - Final

Stetson at UCF

11/26/23 Addition Financial Arena, Orlando

2023-24 Men's Basketball

Game Time: 4:00 PM

Game Duration: 2:30

Attendance: 5,089

Officials: Job Harness, Michael Roberts, Bert Smith

Stetson - 85

Record: 4-2

NO.	Name	Min	FG	M-A	3P	M-A	FT	M-A	Rebounds	Fouls	TP	AS	TO	ST	Blocks	BS	BA	+/-					
42	Treyton Thompson	C	36:45	4-8	1-4	3-5	1	7	8	4	4	12	4	0	0	0	0	11					
0	Alec Oglesby	G	27:02	1-6	0-3	1-1	0	2	2	5	1	3	0	3	1	0	0	-4					
5	Jalen Blackmon	G	37:23	7-13	6-9	6-6	1	3	4	1	5	26	1	3	0	1	1	-2					
21	Aubin Gateretse	G	19:46	3-4	0-0	2-2	1	2	3	5	3	8	0	3	0	1	1	-10					
30	Stephan Swenson	G	37:45	5-12	1-5	8-8	0	6	6	5	7	19	9	4	4	0	1	6					
11	Tristan Gross	F	18:37	2-4	2-3	0-0	0	0	0	1	0	6	0	2	0	0	0	8					
13	Alex Doyle	F	17:58	3-6	3-6	0-0	1	1	0	0	9	2	0	1	0	0	0	8					
24	Finley Sheridan	G	02:29	0-0	0-0	0-0	0	0	0	1	0	0	0	1	0	0	0	3					
3	Giancarlo Valdez	F	02:15	0-0	0-0	2-2	0	1	1	0	1	2	1	1	0	0	0	2					
Team									2	5	7	0	0	0	0	0	0	0					
Totals									25-53	13-30	22-24	6	26	32	22	21	85	17	17	6	2	3	3

UCF - 82

Record: 4-2

NO.	Name	Min	FG	M-A	3P	M-A	FT	M-A	Rebounds	Fouls	TP	AS	TO	ST	Blocks	BS	BA	+/-					
5	Omar Payne	F	17:39	1-1	0-0	2-2	0	1	1	3	2	4	0	0	0	1	0	-8					
31	Thierno Sylla	F	20:28	3-8	1-4	0-0	1	3	4	2	0	7	0	0	0	0	0	-1					
2	Shemami Allen	G	34:08	4-9	0-0	3-3	0	1	1	4	3	10	0	3	1	0	0	-2					
3	Darius Johnson	G	36:33	4-13	1-4	6-6	1	4	5	4	15	7	4	2	0	0	0	-1					
24	Jaylin Sellers	G	38:38	12-16	3-6	7-7	2	6	8	2	5	34	2	1	1	0	0	-4					
13	Marchekus Avery	F	24:51	2-10	1-2	2-2	3	2	5	2	2	7	3	1	0	0	2	12					
11	Ibrahim Diallo	F	16:19	1-3	0-0	2-8	1	4	5	1	5	4	0	2	0	2	0	-6					
22	Nils Machowski	G	08:23	0-1	0-1	0-0	0	1	1	1	0	0	2	1	0	0	0	-3					
15	Tyler Hendricks	G	03:03	0-1	0-1	0-0	0	0	0	0	2	0	0	1	0	0	0	-6					
Team									4	1	5	0	0	0	0	0	0	0					
Totals									27-62	6-18	22-28	12	23	35	21	22	82	14	13	4	3	2	3

Technical Fouls: NONE


Stetson

UCF

Biggest lead	6 (2 nd 3:03)	13 (1 st 11:31)
Best Scoring Run	8 (1 st 2:35)	9 (2 nd 15:09)
Lead Changes	3	
Times Tied	3	
Time with Lead	06:21	32:41

Points from Turnovers	STE	UCF
12	21	
Paint	22	40
Second Chance	4	8
Fast Breaks	24	17
Bench	17	11

Period by Period Scoring	1st	2nd	TOT
STE	30	55	85
UCF	36	46	82



Official Basketball Box Score - Final

Lipscomb at UCF

12/02/23 Addition Financial Arena, Orlando

2023-24 Men's Basketball

Game Time: 4:00 PM

Game Duration: 2:02

Attendance: 5,152

Lipscomb - 57

Record: 6-4

Officials: Gary Maxwell, Christopher Merito, James Duke

NO.	Name	Min	FG	3P	FT	Rebounds	Fouls	TP	AS	TO	ST	Blocks	+/-	Shooting By Period	
			M.A.	M.A.	M.A.	OR DR TOT	PF FO					BS BA		1 st	2 nd
11	Owen McCormack	F 21:38	3-7	2-3	0-0	0 3 3	4 3	8	2	6	0	0 0	1	3PT%	5-15 33.3%
0	A.J. McGinnis	F 33:47	6-12	2-7	0-0	2 3 5	1 0	14	2	2	0	0 0	-14	FT%	4-10 40%
2	Will Pruitt	G 31:50	2-7	2-3	3-7	0 3 3	0 4	9	3	3	1	0 2	-4	2 nd FG%	13-27 48.1%
4	Derrin Boyd	F 35:09	7-11	3-5	5-7	0 4 4	2 7	22	2	3	4	0 0	-15	3PT%	4-9 44.4%
22	Joe Anderson	G 21:01	0-3	0-1	0-0	1 2 3	2 0	0	1	1	1	0 0	-18	FT%	4-5 80%
15	Dylan Faulkner	13:10	0-3	0-0	0-1	0 3 3	2 1	0	2	1	0	1 0	-8	GM FG%	20-52 36.5%
5	Cody Head	11:13	0-1	0-0	0 3 3	2 0	0	0	0	2	1	0 0	-12	3PT%	9-24 37.5%
35	Grant Asman	17:48	1-3	0-2	0 0	3 3 0	0	2	1	1	1	0 0	-13	FT%	8-15 53.3%
21	T.J. Johnson	05:34	0-2	0-1	0 0	0 0 0	1 0	0	0	0	1	0 1	2	Dead Ball Rebounds: 4, 0	
24	Jason Montgomery	01:12	1-1	0-0	0 0	0 0 0	0 0	2	0	1	0	1 0	2		
1	Rylan Houck	04:24	0-2	0-1	0 0	0 0 0	0 0	0	0	0	0	0 0	0		
12	Paxton Davidson	01:37	0-0	0-0	0 0	0 0 0	0 0	0	0	0	0	0 0	2		
13	Hank Hutcheson	01:37	0-0	0-0	0 0	0 0 0	0 0	0	0	0	0	0 0	2		
Team						1 3 4		0		0					
Totals			20-52	9-24	8-15	4 27 31	14 15	57	13	20	9	2 3	-15		
Technical Fouls: NONE															

UCF - 72

Record: 5-2

Officials: Gary Maxwell, Christopher Merito, James Duke

NO.	Name	Min	FG	3P	FT	Rebounds	Fouls	TP	AS	TO	ST	Blocks	+/-	Shooting By Period	
			M.A.	M.A.	M.A.	OR DR TOT	PF FO					BS BA		1 st	2 nd
5	Omar Payne	F 04:20	1-1	0-0	0-0	0 0 0	4 0	2	0	0	0	0 0	4	3PT%	6-18 33.3%
17	Marchelus Avery	F 25:06	4-9	3-6	1-1	0 6 6	1 2	12	1	0	1	2 0	0	FT%	1-3 33.3%
31	Thierno Sylla	F 21:51	0-8	0-3	0-1	3 5 8	1 1	0	2	0	2	0 0	2	2 nd FG%	11-30 36.7%
3	Darius Johnson	G 30:30	7-12	3-6	2-2	0 5 5	2 3	19	3	3	2	0 0	-14	3PT%	3-10 30.0%
24	Jaylin Sellers	G 29:42	6-15	1-8	3-3	0 0 0	3 2	16	0	2	2	0 0	13	FT%	8-10 80%
11	Ibrahima Diallo	21:06	2-3	0-0	1-4	4 5 9	2 4	5	0	3	1	1 0	5	GM FG%	27-67 40.3%
2	Shemari Allen	23:34	2-3	0-1	0-0	0 2 2	1 0	4	2	3	1	0 0	22	3PT%	9-26 31.1%
22	Nils Machowski	14:02	1-2	0-0	2-2	0 2 2	0 2	4	1	0	0	0 0	11	FT%	9-13 69.2%
4	Comeh Emuabor	12:21	2-5	1-1	0-0	1 1 2	0 0	5	0	1	0	0 0	4	Dead Ball Rebounds: 3, 1	
15	Tyler Hendricks	09:51	2-4	1-2	0-0	2 1 3	1 0	5	0	0	0	0 0	14		
10	Mintauts Mockus	02:46	0-1	0-0	0 0	0 1 1	0 0	0	0	1	0	0 0	-9		
0	Charlie May	01:37	0-1	0-0	0 0	0 1 1	0 0	0	0	0	0	0 0	-2		
14	Michael Kalina	01:37	0-1	0-0	0 0	0 0 0	0 0	0	0	0	0	0 1	-2		
20	Poohpa Warakunukroh	01:37	0-2	0-1	0-0	0 0 0	0 0	0	0	0	0	0 0	-2		
Team						4 1 5		0		3					
Totals			27-67	9-28	9-13	14 30 44	15 14	72	9	16	9	3 2	15		
Technical Fouls: NONE															

Biggest lead

Best Scoring Run

Lead Changes

Times Tied

Time with Lead

3 (1st 16:44)

18 (2nd 18:54)

7 (2nd 14:12)

1 (1st 12:24)

03:29

34:57

Points from Turnovers

Paint

Second Chance

Fast Breaks

Bench

12

14

0 11

10 13

4 23

Period by Period Scoring

LIP

UCF

1st

2nd

TOT

23


34

57

39

33

72



Official Basketball Box Score - Final

Jacksonville at UCF

12/06/23 Addition Financial Arena, Orlando

2023-24 Men's Basketball

Game Time: 7:00 PM

Game Duration: 2:10

Attendance: 5,278

Jacksonville - 52

Record: 6-3

Officials: Pat Adams, Todd Austin, Blake Harris

NO.	Name	Min	FG	3P	FT	Rebounds	Fouls	TP	AS	TO	ST	Blocks	+/-	Shooting By Period	
			M.A.	M.A.	M.A.	OR DR TOT	PF FO					BS BA		1st	2nd
5	Bryce Workman	F 03:01	0-0	0-0	0-0	1 0 1	1 0	0	0	0	0	0 0	-4	3PT%	1-8 12.5%
33	Dorovan Rivers	F 33:38	2-7	0-1	0-0	3 3 6	4 1	4	1	2	2	0 2	-31	FT%	5-11 45.5%
11	Marcus Niblack	G 26:27	4-11	1-1	0-1	1 2 3	2 4	9	1	5	0	0 1	-33	2nd FG%	14-39 35.9%
13	Robert McCray	G 25:33	4-13	0-3	4-5	2 3 5	2 4	12	1	1	0	0 1	-29	3PT%	3-12 25.0%
20	Jarius Cook	G 22:36	1-7	1-5	2-2	1 1 2	3 2	5	2	0	0	0 0	-29	FT%	3-5 60%
0	Stephon Payne III	17:57	2-2	0-0	0-4	0 4 4	2 4	4	0	3	0	0 0	-18	GM FG%	20-66 30.3%
10	Gianni Powell	23:09	3-10	1-6	0-0	0 3 3	0 1	7	2	1	0	0 0	-28	3PT%	4-20 20.0%
1	DeeJuan Pruitt	11:00	0-4	0-1	0-0	1 1 2	5 0	0	0	0	0	0 1	-15	FT%	8-16 50.0%
2	Joshua Sabino	14:22	2-6	0-0	0-0	1 5 6	1 0	4	0	1	2	0 2	-7	Dead Ball Rebounds: 2,0	
15	Tilo Deng	11:55	2-3	1-1	2-4	2 1 3	1 2	7	0	0	0	0 1	-6		
31	Jalen Griffith	07:06	0-2	0-1	0-0	0 0 0	0 0	0	0	1	1	0 0	-5		
35	Lucas Gibb	03:16	0-1	0-1	0-0	0 0 0	0 0	0	0	0	0	0 0	-5		
Team						4 1 5		0		0					
Totals			20-66	4-20	8-16	16 24 40	21 18	52	7	14	5	0 8	-42		

Technical Fouls: NONE

UCF - 94

Record: 6-2

Officials: Pat Adams, Todd Austin, Blake Harris

NO.	Name	Min	FG	3P	FT	Rebounds	Fouls	TP	AS	TO	ST	Blocks	+/-	Shooting By Period	
			M.A.	M.A.	M.A.	OR DR TOT	PF FO					BS BA		1st	2nd
5	Omar Payne	F 17:59	2-4	1-1	2-2	2 7 9	2 1	7	3	3	2	1 0	+18	3PT%	6-18 33.3%
31	Thierno Sylla	F 28:25	7-11	2-4	4-5	3 8 11	2 3	20	1	1	0	2 0	33	FT%	12-17 70.6%
2	Shemari Allen	G 24:46	3-9	0-3	1-4	1 3 4	4 4	7	3	0	3	0 1	22	2nd FG%	16-30 53.3%
3	Darius Johnson	G 11:47	2-5	2-4	0-0	0 1 1	4 1	6	3	0	0	0 0	17	3PT%	9-15 60.0%
24	Jaylin Sellers	G 27:32	4-10	3-8	5-8	0 2 2	0 5	16	0	1	2	0 0	41	FT%	5-12 41.7%
11	Ibrahima Diallo	07:46	1-1	0-0	1-2	2 2 4	2 2	3	1	1	0	2 0	4	GM FG%	31-65 47.7%
22	Nils Machowski	19:21	0-5	0-3	2-2	0 2 2	1 1	2	3	0	1	0 0	24	3PT%	15-33 45.5%
13	Marchelus Avery	18:38	4-7	3-4	1-2	2 2 4	0 1	12	1	1	0	0 0	20	FT%	17-29 58.6%
4	Comeh Emuabor	12:21	1-4	0-1	0-0	0 3 3	2 0	2	1	0	1	0 0	7	Dead Ball Rebounds: 5,1	
15	Tyler Hendricks	10:00	2-3	2-3	0-1	1 2 3	0 0	1	6	0	1	1 0	5		
12	DeMar Langford Jr.	11:50	3-4	0-0	1-2	1 0 1	1 1	7	0	0	0	0 0	8		
10	Mintauts Mockus	03:16	1-1	1-1	0-1	0 1 1	0 1	3	0	0	0	0 0	5		
0	Charlie May	02:03	0-0	0-0	0-0	0 1 0	0 0	0	0	0	0	0 0	2		
14	Michael Kalina	02:03	1-1	1-1	0-0	0 0 0	0 0	3	0	1	1	0 1	26		
20	Poohpa Warakunukroh	02:03	0-0	0-0	0-0	0 0 0	0 0	0	0	1	0	0 1	2		
Team						5 1 6		0		0					
Totals			31-65	15-33	17-29	17 35 52	18 21	94	17	8	11	8 0	42		

Technical Fouls: NONE

Biggest lead

Best Scoring Run

Lead Changes

Times Tied

Time with Lead

JAX

UCF

Points from Turnovers

Paint

Second Chance

Fast Breaks

Bench

Period by Period Scoring

1st

2nd

TOT

JAX

UCF

Game 7 • UCF 72, Lipscomb 57 December 2, 2023 Orlando, Fla.

Junior transfer Jaylin Sellers wasted no time establishing himself as the Knights' go-to scoring threat on the offensive end through the UCF men's basketball team's first six games, finishing as the squad's top scorer in four.

As the season enters its second full month in December, head coach Johnny Dawkins' staff has prioritized aiding the guard's supporting cast in continuing to grow and realize their offensive potential to further bolster the Knights' production.

"Jaylin's done a terrific job thus far in the preseason," Dawkins said prior to Saturday's game. "As other guys start to get more comfortable in their roles, I think you'll see them start to emerge and get more contributions offensively."

Returning veteran Darius Johnson took up the mantle from Sellers as UCF's leading scorer Saturday evening, dropping a team-best 19 points in his most efficient game of the young season to lead the Knights to a 72-57 bounce-back win over the Lipscomb Bisons at Addition Financial Arena.

A game-opening 3-point shot just under two minutes into the first half set the tone for Johnson, who finished in double figures for the sixth time in his first seven games on the strength of 7-of-12 shooting.

His effort represented the first game of the new slate that saw Johnson shoot over 50 percent from the field, and the junior added a 50 percent success rate from beyond the arc (3-for-6) and a spotless showing from the free throw line (2-for-2).

"It was good to see, we want to have depth. We need guys to be able to pick up the slack when guys aren't having their

A-game night," Dawkins said. "[Marchelus Avery] gave us a huge lift in that role, guys off the bench, Tyler [Hendricks] and Comeh [Emuabor] gave us a lift in that role as well. When you have guys capable of chipping in, that takes pressure off a guy like Jaylin, so he doesn't feel like he has to do that every night."

Johnson's triple gave UCF (5-2) its first lead of the game before the Knights' rattled off a 21-5 run spanning just over seven minutes of gametime that gave the Black and Gold a 24-11 advantage with 8:22 remaining in the first half.

Seven different Knights factored into the team's lengthy run, led by Johnson's five. Shemari Allen added four more, followed by three from both Avery and Sellers, who recorded his seventh straight game in double figures to begin the season.

With his seven double-digit point contests, Sellers continued his chase of Aubrey Dawkins' 18 such games to begin his lone season in a Knights uniform, accomplishing the feat in the 2018-19 season.


After a pair of quick 3-point buckets narrowed the Bisons' (6-4) deficit to 24-17, Sellers and Johnson combined for nine points, accompanied by a pair of Avery triples, to give UCF a 39-23 halftime lead.

"He had a really good floor game. You want to see a player who's active, I thought he defended real well," Dawkins said of Johnson. "Offensively he played with real good pace, pushing the basketball the way we want to play. On both ends I felt his presence on the floor."

UCF battled throughout a second half that saw Lipscomb outscore the Knights by

one, 34-33, but a trio of 3-pointers from Emuabor, Hendricks and Johnson, coupled with an overall 19-10 spurt down the stretch aided the Black and Gold in taking command of the affairs with a 67-50 lead and 5:39 to play.

Fifth year transfer Ibrahima Diallo continued his torrid defensive pace with the 100th



Official Basketball Box Score - Final

Ole Miss at UCF

12/10/23 Addition Financial Arena, Orlando

2023-24 Men's Basketball

Game Time: 4:00 PM

Game Duration: 2:25

Attendance: 6,067

Ole Miss - 70

Record: 9-0

NO. Name	Min	FG M-A	3P M-A	FT M-A	Rebounds OR DR TOT	Fouls PF FF	TP	AS	TO	ST	Blocks BS BA	+/-
4 Jaemyn Brakelief	F 31:30	2-6	0-2	2-2	3 4 7	2 1	6	2	1	1	0	1 4
3 Jamarion Sharp	C 10:02	1-1	0-0	0-0	0 0 0	1 0	2	0	0	0	1	0 -1
5 Jaylen Murray	G 25:51	3-8	2-5	2-4	0 2 2	5 4	10	1	0	0	0	0 -6
7 Allen Flanigan	G 37:59	5-11	1-2	7-8	0 7 7	4 4	18	1	5	5	1	0 7
11 Matthew Murrell	G 27:26	5-9	2-3	0-0	1 1 2	4 0	12	3	4	0	0	1 0
33 Moussa Cisse	23:40	2-5	0-0	4-9	1 3 4	3 6	8	0	3	1	4	1 7
2 TJ Caldwell	26:20	2-3	1-2	9-11	0 5 5	3 7	14	0	2	1	0	1 -3
1 Austin Nunez	16:45	0-2	0-1	0-0	1 0 1	1 0	0	4	0	0	0	2 3
13 Robert Cowherd	00:26	0-0	0-0	0-0	0 0 0	0 0	0	0	0	0	0	0 -1
Team					1 0 1		0					
Totals		20-45	6-15	24-34	7 22 29	23 22	70	11	15	8	6	6 2

Technical Fouls: NONE

UCF - 68

Record: 6-3

NO. Name	Min	FG M-A	3P M-A	FT M-A	Rebounds OR DR TOT	Fouls PF FF	TP	AS	TO	ST	Blocks BS BA	+/-
5 Omar Payne	F 23:48	2-2	0-0	2-4	4 6 10	3 3	6	2	0	0	2	0 -5
31 Thierno Sylla	F 16:09	0-5	0-3	0-1	1 1 2	1 1	0	0	1	0	2	2 -4
2 Shemari Allen	G 26:14	5-10	0-2	4-4	0 3 3	5 4	14	2	1	0	0	0 -1
3 Darius Johnson	G 35:41	9-16	2-5	5-8	0 1 1	2 4	25	3	4	5	1	1 -1
24 Jaylin Sellers	G 32:19	3-12	0-5	5-7	2 2 4	3 6	11	1	3	4	0	2 -7
11 Ibrahim Diallo	13:09	0-2	0-0	1-2	3 0 3	3 1	1	0	2	1	1	0 -1
13 Marchelus Avery	26:22	2-6	2-6	2-2	3 1 4	3 1	8	0	0	3	0	0 -3
22 Nils Machowski	02:59	0-0	0-0	0-0	0 0 0	0 0	0	0	0	0	0	0 -1
1 Antwann Jones	15:55	0-2	0-1	3-6	2 2 4	1 3	3	3	0	0	0	1 7
12 DeMarr Langford Jr.	05:24	0-0	0-0	0-0	0 1 1	1 0	0	0	2	0	0	0 6
Team					3 4 7		0					
Totals		21-57	4-22	22-34	18 21 39	22 23	68	11	14	13	6	6 2

Technical Fouls: NONE

	OM	UCF			
Biggest lead	9 (1 st 0:39)	3 (1 st 15:33)	Points from Turnovers	OM	UCF
Best Scoring Run	8 (2 nd 5:28)	7 (2 nd 10:52)	Paint	20	32
Lead Changes	10		Second Chance	7	12
Times Tied	10		Fast Breaks	15	15
Time with Lead	24:21	08:22	Bench	22	12

	OM	UCF	
Period by Period Scoring	1st	2nd	TOT
	OM	37	33
	UCF	30	38

Game 9 • Ole Miss 70, UCF 68 December 10, 2023 Orlando, Fla.

The start of the UCF men's basketball team's inaugural Big 12 conference schedule is still just under four weeks away, but the Knights on Sunday received an early taste of the level of competition they'll be facing each night.

The affairs came down to the last possession of a contest that featured 10 lead changes, including six in the second half, but the still-undefeated and receiving votes Ole Miss Rebels outlasted UCF by a 70-68 final score at Addition Financial Arena Sunday evening.

"We played against a very good basketball team, one that challenged us in a lot of different areas. We'll grow from it," said head coach Johnny Dawkins. "Our guys did a good job defensively, especially in the second half, of being disruptive to them. We make a few more plays, the game goes in another direction."

A tale of two halves saw the Knights (6-3) overcome a seven-point halftime deficit and outscore Ole Miss (9-0) 38-33 in the final 20 minutes, including a 23-13 second-half advantage in the rebound column.

UCF held a lead with as little as 4:24 remaining in the second half, when junior guard Darius Johnson drove to the paint and finished a layup to close a Rebels advantage to 58-57 and immediately forced an Ole Miss turnover on the other end.

He gave a heave to fifth year guard Shemari Allen, already breaking down the floor, and watched as his teammate put home a dunk that pushed the Knights ahead, 59-58.

The sequence encapsulated one of the better all-around games authored by

Johnson on the young season, as the guard finished with a career-high-tying 25 points on 9-of-16 shooting (56 percent), three assists and a season-high five steals.

Sunday's effort also marked the second time in his last three games that saw Johnson shoot at least 50 percent from the field, after he finished with 19 points on a 7-of-12 display from the floor in leading the Knights to their Dec. 2 win over Lipscomb.

"Darius was terrific," Dawkins said of Johnson. "He did a great job on both sides of the ball, he was active defensively. Offensively he made a lot of really good plays. That's what I see in practice from him every day, so for me it's no surprise."

The Knights on the defensive end of the floor held the Rebels to just two field goals in the final four minutes and six in the second half, in representation of the team's overall defensive improvement from the first half to the second.

After Ole Miss shot 50 percent in the first 20 minutes (14-for-28), UCF held the Rebels to just 35 percent in the final 20 on 6-of-17 shooting. The effort represented the fifth time this season the Knights held an opponent to six or fewer field goals in a single half.

The Rebels' consistent ability to get to the free throw line aided the team in staying off the Knights' late surge, though, as the team drilled 20 of its 28 tries from the charity stripe in the final 20 minutes, while UCF converted just 12 of its 17 attempts.

"We have to defend without fouling," Dawkins continued. "We can't have that. We have to be more disciplined in our defense, and we have to understand when

we're getting close to the bonus, we cannot put people on the line and give them those opportunities."

UCF hung tough with its unbeaten opposition throughout the first half, opening up an early 8-5 lead on the back of four points from Johnson and three more from the combination of Jaylin Sellers and Omar Payne.

Sellers converted a pair of tries from the line that gave the Knights a 10-7 advantage with 14:22 to play before Johnson came through with eight straight points as the teams approached the halfway point of the opening 20 minutes. Sellers' 11-point evening marked the guard's ninth straight game in double figures to begin his Knights career.

Fifth year guard Antwann Jones, making his UCF and season debut, added three more from the line before Payne and Johnson combined to record the Knights' final seven markers of the first half to keep UCF in the contest, trailing 37-30 at halftime.

"We had some really good looks and we're a good-shooting team. We have to knock those shots down when the opportunity presents itself," Dawkins said. "We had a tough night shooting tonight and we left a lot of potential points on the board. That's promising for us, because if we go forward, I can see where we can grow from learning from this experience."

In addition to Johnson's career day and Sellers' double-digit effort, fifth year guard Shemari Allen recorded a season-high 14 points on 5-of-10 shooting, representing his second game this season in double figures.

NCAA

NCAA

Official Basketball Box Score - Final

Bethune-Cookman at UCF

12/29/23 Addition Financial Area, Orlando

2023-24 Men's Basketball

Game Date: 12/29/23

Game Duration: 2:09

Attendance: 5,108

Officials: Gary Maxwell, Rick Crawford, John Jenkins Jr.

Record: 5-7

Bethune-Cookman - 54

NO.	Name	Min	FG	3P	FT	Rebounds	FOULS	TP	AS	TO	ST	Blocks	BS	BA	+/-					
23	Derrick Carter-Hollinger Jr.	22:41	2-4	0-0	3-3	0	4	4	3	2	7	0	0	0	1	-15				
33	James Henderson Jr.	C 18:05	0-1	0-0	0-0	3	0	3	4	1	0	0	5	1	3	0	25			
0	Zakhi Heady	C 29:36	3-9	0-2	8-8	3	6	9	0	5	14	1	3	0	0	0	-40			
1	Jon Harmon	G 32:54	4-9	1-3	2-2	0	4	4	2	2	11	2	7	3	0	1	41			
11	Dhason Dyson	G 32:11	6-19	2-5	1-2	1	0	1	0	4	15	2	1	2	0	0	-39			
21	Oyuson Timera	10:38	0-1	0-0	0-0	1	0	1	2	0	0	0	0	0	0	1	-22			
15	Roggie Ward Jr.	13:55	1-3	0-0	0-0	1	1	2	3	0	2	4	1	1	0	0	-7			
5	Damian McEntire	21:59	0-6	0-3	0-0	0	1	1	3	0	0	0	2	4	0	0	-19			
3	Seneca Willoughby	10:04	1-4	1-3	0-0	0	0	0	1	0	3	0	1	1	0	0	0			
12	Mason Dorsey	02:56	0-1	0-0	0-0	0	0	0	0	0	0	1	0	1	0	0	-4			
30	Simion Womack	02:43	1-2	0-0	0-0	0	0	0	0	0	2	0	1	1	0	0	-4			
2	Jayson Matthews	02:18	0-0	0-0	0-0	0	0	0	0	0	0	0	0	0	0	0	-4			
Team						2			1	0	2									
Totals						18-59	4-16	14-15	11	17	28	22	11	54	6	26	14	3	3	-44

Technical Fouls: NONE

Record: 9-3

UCF - 98

NO.	Name	Min	FG	3P	FT	Rebounds	FOULS	TP	AS	TO	ST	Blocks	BS	BA	+/-					
5	Omari Payne	F 12:11	3-7	0-0	2-2	3	1	4	2	1	8	2	1	0	1	1	23			
2	Shemar Allen	G 23:26	3-8	0-1	1-1	1	3	4	0	1	7	3	1	2	1	1	21			
3	Darius Johnson	G 24:12	3-7	2-4	0-2	0	2	2	3	4	10	3	3	1	0	1	37			
12	DeMarri Langford Jr.	G 19:43	12	0-0	1-2	2	1	3	1	1	3	5	1	2	0	0	20			
24	Jaylen Sellers	G 26:05	4-9	3-6	0-0	1	3	4	5	19	1	0	1	0	1	0	29			
11	Ibrahim Dia	16:48	3-4	0-0	3-4	1	2	3	1	2	9	0	1	1	0	1	15			
13	Marchelus Avelo	17:07	4-7	1-4	1-4	1	4	5	2	22	11	0	2	3	1	0	1			
21	C.J. Walker	16:02	4-8	0-2	2-2	0	5	5	0	2	10	3	3	1	0	0	9			
31	Thierno Sylla	13:38	3-7	0-2	3-6	4	3	7	0	3	9	0	1	0	0	0	13			
1	Antwann Jones	08:23	4-6	2-2	0-0	1	1	2	0	0	10	1	1	0	0	0	14			
22	Nils Machowski	13:37	0-2	0-0	0-0	0	1	1	1	0	0	3	2	2	0	0	25			
0	Charlie May	02:56	0-0	0-0	0-0	0	0	0	0	0	0	1	1	0	0	0	4			
14	Michael Kalina	02:56	0-0	0-0	0-0	0	0	0	0	0	0	1	0	0	0	0	4			
20	Poohpha Warakulnukroh	02:56	0-0	0-0	2-2	0	1	1	0	1	2	1	0	0	0	0	4			
Team						6			2	8	0									
Totals						32-67	8-23	26-33	20	29	49	11	22	98	22	18	14	3	3	44

Technical Fouls: NONE

BCU

UCF

Biggest lead

3 (1st 15:28)

44 (2nd 5:09)

Best Scoring Run

5 (1st 17:40)

5 (2nd 5:09)

Lead Changes

4

Times Tied

0

Time with Lead

02:32

36:55

Points from

BCU

UCF

Turnovers

12

37

Paint

24

44

Second Chance

4

13

Fast Breaks

12

37

Bench

7

51

Period by Period Scoring

1st

2nd

TOT

BCU

21

33

54


UCF

44

54

98

"I think for our guys, it's going to be an incredible environment," Dawkins said of the team's upcoming Big 12 conference-opener at Kansas State. "There's an adjustment period for our guys, we'll try to do some things here in preparation for that. It's exciting, and I'm looking forward to the challenge that it's going to present."



Official Basketball Box Score - Final

UCF at Kansas St.

01/06/24 Brannage Coliseum, Manhattan

2023-24 Men's Basketball

Game Time: 5:05 PM

Game Duration: 2:02

Attendance: 9,698

UCF - 52

Record: 9-4 (0-1)

Officials: Doug Simms, Randy Richardson, Tyler Kumpf

NO. Name	Min	FG M-A	3P M-A	FT M-A	Rebounds OR DR TOT	Fouls PF FO	TP	AS	TO	ST	Blocks BS BA	+/	Shooting By Period				
5 Omar Payne	F 22:24	2-6	0-2	0-0	2 2 4	1 0	4	1	1	1	3	0	-10	1st FG% 8-37 21.6%	3PT% 2-11 18.2%	FT% 1-2 50%	
2 Shemarri Allen	G 23:14	3-8	0-0	0-0	0 1 1	3 0	6	2	1	1	0	2	-29	2nd FG% 14-28 50.0%	3PT% 3-10 30.0%	FT% 2-3 66.7%	
3 Darius Johnson	G 28:46	3-8	2-4	2-2	2 1 3	5 3	10	2	5	3	1	1	-21	GM FG% 22-65 33.8%	3PT% 5-21 23.8%	FT% 3-5 60.0%	
12 DeMarr Langford Jr.	G 11:43	1-1	0-0	0-0	0 0 0	1 0	2	1	0	0	0	0	-27	Dead Ball Rebounds: 2.0			
24 Jaylin Sellers	G 27:42	3-13	2-6	0-0	2 2 4	3 2	8	0	1	0	1	2	-11				
11 Ibrahim Diallo	14:30	1-3	0-0	1-2	4 2 6	1 1	3	0	1	1	1	1	-2				
13 Marchelus Avery	16:59	2-9	0-4	0-0	3 4 7	0 1	4	0	1	0	0	0	-21				
21 C.J. Walker	20:42	4-8	0-2	0-1	2 2 4	2 3	8	0	1	0	0	0	-17				
31 Thierno Sylla	06:33	1-3	1-2	0-0	0 1 1	1 0	3	0	0	1	0	0	6				
1 Artwain Jones	14:09	0-3	0-1	0-0	0 2 2	2 1	0	2	1	0	0	0	2				
10 Mintautas Mockus	05:53	1-1	0-0	0-0	0 1 1	1 0	2	1	0	0	0	0	6				
22 Nils Machowski	04:36	0-0	0-0	0-0	0 0 0	0 0	0	3	0	0	0	0	1				
4 Corneth Emuabor	02:49	1-2	0-0	0-0	0 1 1	0 0	2	0	0	0	0	0	-2				
Team					1 1 2		0	1									
Totals		22-65	5-21	3-5	16 20 36	20 11	52	12	13	7	6	6	-125				

Technical Fouls: Johnson 2nd 4:36

Kansas St. - 77

Record: 11-3 (1-0)


NO. Name	Min	FG M-A	3P M-A	FT M-A	Rebounds OR DR TOT	Fouls PF FO	TP	AS	TO	ST	Blocks BS BA	+/	Shooting By Period				
1 David N'Guessan	F 33:20	1-6	0-0	3-4	5 9 14	1 3	5	1	0	1	1	3	26	1st FG% 12-28 42.9%	3PT% 3-13 23.1%	FT% 8-10 80%	
24 Arthur Kaluma	F 32:01	3-9	1-3	7-9	4 2 6	0 7	14	3	0	2	1	1	27	2nd FG% 13-30 43.3%	3PT% 6-11 54.5%	FT% 10-13 76.9%	
13 Will McNair Jr.	C 27:39	5-7	0-0	1-1	2 4 6	1 1	11	0	3	2	1	0	13	GM FG% 25-58 43.1%	3PT% 9-24 37.5%	FT% 18-23 78.3%	
2 Tyler Perry	G 34:33	7-13	6-11	5-5	0 1 1	4 5	25	5	2	3	0	1	22	Dead Ball Rebounds: 5.0			
5 Cam Carter	G 32:25	5-12	2-6	0-0	0 4 4	2 1	12	6	2	1	3	0	29				
4 Dai Dai Ames	13:27	0-5	0-3	1-2	0 1 1	2 1	1	0	1	0	0	0	-9				
3 Dorian Finister	17:53	3-5	0-1	0-0	1 3 4	2 0	6	2	2	0	0	0	-2				
8 RJ Jones	02:01	0-0	0-0	0-0	0 0 0	0 0	0	1	0	0	0	0	1				
15 Taj Manning	02:01	0-0	0-0	1-2	0 0 0	0 0	1	1	0	0	0	0	1				
20 Jemell Colbert	02:01	0-0	0-0	0-0	0 0 0	0 0	0	0	1	0	0	0	0				
23 Macaleb Rich	02:01	1-1	0-0	0-0	0 0 0	0 0	2	0	0	0	0	0	1				
10 Taymont Lindsey	00:38	0-0	0-0	0-0	0 0 0	0 0	0	0	0	0	0	0	-2				
Team					1 3 4		0	1									
Totals		25-58	9-24	18-23	13 27 40	12 19	77	18	12	9	6	6	25				

Technical Fouls: Perry 2nd 4:36

UCF

KState

Biggest lead	0 (1 st 20:00)		35 (2 nd 12:00)		Points from UCF	16	17	Period by Period Scoring	1st	2nd	TOT	
Best Scoring Run	9 (2 nd 8:58)		13 (2 nd 12:00)		Turnovers	24	32	UCF	19	33	52	
Lead Changes	0		0		Paint	11	16		KState	35	42	77
Times Tied	0		0		Second Chance	11	16					
Time with Lead	00:00		39:34		Fast Breaks	4	8					
					Bench	22	10					



Official Basketball Box Score - Final

Kansas at UCF

01/10/24 Addition Financial Arena, Orlando

2023-24 Men's Basketball

Game Time: 7:00 PM

Game Duration: 2:15

Attendance: 9,469

Kansas - 60

Record: 13-2 (1-1)

Shooting By Period

1st FG%	17-25	68.0%
3PT%	3-7	42.9%
FT%	0-0	0%
2nd FG%	7-22	31.8%
3PT%	3-11	27.3%
FT%	6-11	54.5%
GM FG%	24-47	51.1%
3PT%	6-18	33.3%
FT%	6-11	54.5%

Dead Ball Rebounds: 1.0

Team

Totals

Team					1	5	6		0	1			
Totals		24-47	6-18	6-11	8	24	32	15	13	60	20	18	6 2 7 -5

Technical Fouls: NONE

UCF - 65

Record: 10-4 (1-1)

Shooting By Period

1st FG%	11-29	37.9%
3PT%	4-13	30.8%
FT%	3-6	50%
2nd FG%	11-23	47.8%
3PT%	3-7	42.9%
FT%	11-12	91.7%
GM FG%	22-52	42.3%
3PT%	7-20	35.0%
FT%	14-18	77.8%

Dead Ball Rebounds: 1.0

Team

Totals

Team					1	2	3		0	3			
Totals		22-52	7-20	14-18	9	19	28	13	15	65	12	13	8 7 2 5

Technical Fouls: NONE

Biggest lead

Best Scoring Run

Lead Changes

Times Tied

Time with Lead

Biggest lead	16 (1 st 3:45)	7 (1 st 14:59)
Best Scoring Run	12 (1 st 14:27)	10 (1 st 0:30)
Lead Changes	4	
Times Tied	3	
Time with Lead	21:59	16:22

Points from

Turnovers

Paint

Second Chance

Fast Breaks


Bench

Points from	KU	UCF
Turnovers	12	18
Paint	32	26
Second Chance	12	15
Fast Breaks	13	6
Bench	17	8

Period by Period Scoring

	1st	2nd	TOT
KU	37	23	60
UCF	29	36	65

Game Notes: UCF's #31 Thierro Sylva was ejected for leaving the bench at 8:10 in the first half. ♦



Official Basketball Box Score - Final

BYU at UCF

01/13/24 Addition Financial Arena, Orlando

2023-24 Men's Basketball

Game Time: 4:00 PM

Game Duration: 2:27

Attendance: 1,137

BYU - 63

Record: 13-3 (1-2)

Officials: Marques Pettigrew, Blake Harris, Alexander Thompson


NO. Name	Min	FG	3P	FT	Rebounds	Fouls	TP	AS	TO	ST	Blocks	BS	BA	+/-	Shooting By Period					
0 Noah Waterman	F 22:30	0-3	0-0	0-0	0 7 7	3 0	0	0	1	1	1	0	2	2	1st FG% 10-26 38.5%	3PT% 3-13 23.1%	FT% 3-4 75%	2nd FG% 11-26 42.3%	3PT% 6-13 46.2%	FT% 9-13 69.2%
50 Aly Khalifa	C 26:08	6-12	3-8	2-3	0 4 4	1 2	17	1	4	0	2	1	-1	-1	GM FG% 21-52 40.4%	3PT% 9-27 33.3%	FT% 16-20 80%	GM FG% 17-58 29.3%	3PT% 3-18 16.7%	FT% 21-33 63.6%
20 Spencer Johnson	G 29:37	3-6	1-1	5-7	1 4 5	3 4	12	2	0	1	0	1	1	1	Dead Ball Rebounds: 2, 0					
21 Trevin Knell	G 33:56	5-12	4-9	0-0	0 6 6	2 1	14	1	0	0	1	0	-2	-2						
30 Dallin Hall	G 31:18	1-3	0-1	1-2	1 4 5	3 4	9	6	3	1	0	0	-4	-4						
2 Jaxson Robinson	21:11	3-7	1-2	0-1	0 0 0	1 4	7	1	2	0	0	2	15	15						
15 Richie Saunders	21:41	2-6	0-2	4-4	2 2 4	2 2	8	1	0	0	0	1	10	10						
45 Fousseyni Traore	07:03	1-1	0-0	0-0	0 1 1	2 0	2	0	0	3	0	1	0	1						
4 Atiki Ally Atiki	06:36	0-2	0-0	0-0	0 0 0	5 1	0	0	0	0	0	0	3	3						
Team					2 4 6		0	0												
Totals		21-52	9-26	12-17	6 32 38	22 18	63	12	13	3	5	5	5	5	Technical Fouls: NONE					

UCF - 58

Record: 10-5 (1-2)

NO. Name	Min	FG	3P	FT	Rebounds	Fouls	TP	AS	TO	ST	Blocks	BS	BA	+/-	Shooting By Period					
11 Ibrahim Diallo	F 27:20	4-8	0-0	3-8	9 10 19	5 4	11	1	3	0	2	0	8	8	1st FG% 8-31 25.8%	3PT% 3-13 23.1%	FT% 5-13 38.5%	2nd FG% 9-27 33.3%	3PT% 0-5 0.0%	FT% 16-20 80%
2 Shemarri Allen	F 27:46	2-8	1-2	4-6	3 5 8	2 5	9	0	2	0	0	1	4	4	GM FG% 17-58 29.3%	3PT% 3-18 16.7%	FT% 21-33 63.6%	GM FG% 17-58 29.3%	3PT% 3-18 16.7%	FT% 21-33 63.6%
3 Darius Johnson	G 33:02	2-7	0-2	2-2	0 6 6	2 2	6	3	2	5	2	1	2	2	Dead Ball Rebounds: 4, 1					
24 Jaylin Sellers	G 38:27	6-18	2-6	4-5	0 2 2	3 18	2	3	2	0	2	-6	-6	-6						
5 Omar Payne	G 37:01	3-12	0-5	7-8	1 0 1	1 5	13	0	0	1	0	1	0	-10						
31 Thierno Sylla	10:09	0-1	0-1	0-2	1 1 2	2 2	0	0	1	0	1	0	-10	-10						
13 Marchelus Avery	02:49	0-0	0-0	0-0	0 0 0	1 0	0	0	0	0	0	0	-3	-3						
12 DeMarr Langford Jr.	15:57	0-4	0-2	0-0	0 1 1	3 0	0	0	0	0	0	0	-11	-11						
Team					2 1 3		0	0												
Totals		17-58	3-18	21-33	17 27 44	18 22	58	6	11	8	5	5	5	5	Technical Fouls: NONE					

		BYU	UCF			Points from		BYU	UCF	Period by Period Scoring		
Biggest lead	13 (2 nd 7:17)	4 (1 st 14:41)			Turnovers	8	12	1st	2nd	TOT		
Best Scoring Run	9 (1 st 8:57)	8 (2 nd 2:00)			Paint	22	22	BYU	26	37	63	
Lead Changes	4				Second Chance	12	9	UCF	24	34	58	
Times Tied	1				Fast Breaks	5	9					
Time with Lead	33:04	05:02			Bench	17	1					



Official Basketball Box Score - Final

UCF at Texas

01/17/24 Moody Center, Austin

2023-24 Men's Basketball

Game Time: 7:00 PM

Game Duration: 2:05

Attendance: 11,235

UCF - 77

Record: 11-5 (2-2)

NO. Name

Min

FG

3P

FT

Rebounds

Fouls

TP

AS

TO

ST

Blocks

BS

BA

+/-

11 Ibrahim Diallo

F 19:02

1-1

0-0

0-0

1 2 3

2 1

2

2

1

0

3

0

2

13 Marchelus Avery

F 16:34

1-4

1-3

0-2

0 2 2

1 1

3

0

2

0

0

0

3

21 C.J. Walker

F 26:18

5-11

0-1

0-0

0 3 6

3 0

10

0

1

0

1

1

7

2 Shemarri Allen

G 36:21

6-12

1-5

4-5

2 2 4

1 4

17

7

4

4

0

0

11

3 Darius Johnson

G 36:28

4-8

3-6

0-0

0 3 3

3 2

11

4

2

1

0

0

6

5 Omar Payne

20:34

5-6

0-0

0-0

4 1 5

2 1

10

0

2

0

1

0

2

24 Jaylin Sellers

33:06

7-12

2-6

8-8

1 4 5

1 4

24

1

0

1

0

0

6

12 DeMarr Langford Jr.

05:40

0-1

0-0

0-0

1 1 2

0 0

0

0

2

0

0

0

-5

31 Thierno Sylla

00:12

0-0

0-0

0-0

0 0 0

1 0

0

0

0

0

0

0

-1

1 Antwan Jones

04:14

0-2

0-2

0-0

0 1 1

0 0

0

0

1

1

0

0

-1

22 Nils Machowski

01:31

0-0

0-0

0-0

0 0 0

0 0

0

0

0

0

0

0

0

Team

0 3 3

0

0

Totals

29-57

7-23

12-15

12 25 37

14 13

77

14

15

7

5

1

6

6

Technical Fouls: NONE

NO. Name

Min

FG

3P

FT

Rebounds

Fouls

TP

AS

TO

ST

Blocks

BS

BA

+/-

1 Dylan Dieu

F 21:15

3-8

1-1

0-0

0 1 1

4 2

7

0

1

1

1

2

3

23 Dillon Mitchell

F 34:50

6-9

0-0

3-4

0 9 9

2 5

15

1

3

2

0

1

-7

3 Max Abmas

G 38:31

5-13

4-11

1-2

0 2 2

1 1

15

3

3

1

0

0

-1

4 Tyrese Hunter

G 23:50

3-6

1-4

0-2

1 1 2

0 3

7

7

4

4

0

0

1

9 Ithiel Horton

G 37:24

8-14

4-10

0-0

1 2 3

1 0

20

3

0

0

0

0

-3

5 Kadin Sheddick

15:11

1-2

0-0

1-2

1 1 1

3 2

3

0

0

0

0

1

0

30 Brock Cunningham

18:34

0-0

0-0

0-0

0 2 2

1 0

0

3

0

2

0

0

-7

2 Chendall Weaver

04:11

0-0

0-0

0-0

0 0 0

1 0

0

0

0

0

0

0

-8

21 Ze'rik Onyema

06:14

1-2

0-0

2-2

0 0 0

0 1

4

0

0

0

0

1

-2

Team

1 1 2

0

0

Totals

27-54

10-26

7-12

4 18 22

13 14

71

17

11

10

1

5

6

6

Technical Fouls: NONE

UCF

TEXAS

Biggest lead

7 (2nd 0:31)

16 (1st 12:34)

Best Scoring Run

10 (2nd 7:21)

13 (1st 15:00)

Lead Changes

5

Times Tied

2

Time with Lead

03:31

34:03

Points from

UCF

TEXAS

Turnovers

19

11

Paint

34

22

Second Chance

15

5

Fast Breaks

12

11

Bench

34

7

Period by Period Scoring

1st

2nd

TOT

UCF

32

45

77

TEXAS

44

27

71

Game 15 • #18/17 BYU 63, UCF 58 January 13, 2024 Orlando, Fla.


En route to the UCF men's basketball team's Wednesday upset of the No. 3 Kansas Jayhawks, a double-digit comeback was instrumental in the group pulling off one of the more prolific victories

The Black and Gold's defensive effort was once again spearheaded by Diallo, who in recording his third double-double of the season and his second in his last four games, notched 12 rebounds, including eight on the defensive end, and three blocks.

NCAA

<

Avery and Sellers joined Johnson in scoring in the double figures, notching 16 and 14 points, respectively. With his 14 points, Sellers recorded his 18th contest in his first 20 as a Knight with at least 10 points.



Official Basketball Box Score - Final

Oklahoma at UCF

02/03/24 Addition Financial Arena, Orlando

2023-24 Men's Basketball

Officials: Rick Crawford, Antonio Petty, Steve Divine

Oklahoma - 63

Record: 16-6 (4-5)

NO. Name	Min	FG	3P	FT	Rebounds	Fouls	TP	AS	TO	ST	Blocks	BS	BA	+/-	Shooting By Period	
		M/A	M/A	M/A	OR DR TOT	PF FO									1st FG%	9-24 37.5%
10 Sam Godwin	F 20:15	0-5	0-0	0-0	4 1 5	0 0	0	1	1	0	0	2	-22	3PT%	1-5 20.0%	
14 Jalon Moore	F 28:54	3-8	0-0	4-6	5 6 11	3 3	10	0	4	1	1	3	-12	FT%	8-10 80%	
2 Javian McCollum	G 31:32	2-10	0-5	4-4	0 1 1	1 4	8	1	2	3	0	1	-10	2nd FG%	11-30 36.7%	
3 Olegi Owah	G 23:34	2-4	0-0	2-3	0 4 4	2 2	6	2	1	0	0	1	-13	3PT%	4-11 36.4%	
12 Miles Utan	G 30:16	2-8	1-3	0-0	0 2 2	3 0	5	2	4	0	0	1	-7	FT%	10-12 83.3%	
0 Le'Tre Darthard	28:09	4-8	4-6	2-3	0 2 2	2 2	14	0	1	0	0	1	-5	GM FG%	20-54 37.0%	
1 John Hugley IV	12:35	1-3	0-1	5-5	0 1 1	4 4	7	3	0	0	0	0	7	3PT%	5-16 31.3%	
5 Rivaldo Soares	20:10	5-7	0-1	1-1	0 1 1	5 1	11	1	0	1	0	0	7	FT%	18-22 81.8%	
45 Luke Northweather	03:06	0-0	0-0	0-0	0 1 1	0 0	0	0	1	0	1	0	0	Dead Ball Rebounds: 2, 0		
4 Kaden Cooper	01:29	1-1	0-0	0-0	0 1 1	0 0	2	0	1	0	0	0	0			
Team					2 2 4		0		0							
Totals		20-54	5-16	18-22	11 22 33	20 17	63	10	15	5	2	9	-11	Technical Fouls: NONE		

UCF - 74

Record: 13-8 (4-5)

NO. Name	Min	FG	3P	FT	Rebounds	Fouls	TP	AS	TO	ST	Blocks	BS	BA	+/-	Shooting By Period	
		M/A	M/A	M/A	OR DR TOT	PF FO									1st FG%	11-27 40.7%
11 Ibrahim Diallo	F 16:19	2-5	0-0	1-1	0 2 2	3 1	5	0	0	0	3	0	13	3PT%	5-15 33.3%	
1 Antwan Jones	G 21:05	6-7	3-4	0-0	0 1 1	4 0	15	1	1	2	0	0	12	FT%	7-8 87.5%	
2 Shemarri Allen	G 33:14	3-6	0-1	3-5	3 5 8	3 4	9	2	1	2	2	0	8	2nd FG%	9-21 42.9%	
3 Darius Johnson	G 32:30	2-8	1-3	9-10	0 3 3	2 6	14	8	2	4	0	0	11	3PT%	1-5 20.0%	
24 Jaylin Sellers	G 35:30	3-10	1-4	13-14	1 3 4	0 7	20	0	1	3	0	2	11	FT%	21-24 87.5%	
5 Omar Payne	17:19	2-3	0-1	0-0	1 2 3	3 1	4	0	1	0	4	0	-3	GM FG%	20-48 41.7%	
22 Nils Machowski	15:45	1-3	1-3	0-0	0 2 2	1 0	3	0	0	0	0	0	3	3PT%	6-20 30.0%	
13 Marchelus Avery	18:01	0-5	0-4	2-2	2 6 8	1 1	2	0	1	1	0	0	-1	FT%	28-32 87.5%	
31 Thierio Sylla	10:17	1-1	0-0	0-0	1 1 1	0 2	0	2	0	0	0	0	1	Dead Ball Rebounds: 2, 0		
Team					0 1 1		0		2							
Totals		20-48	6-20	28-32	8 25 33	18 20	74	11	11	12	9	2	-11	Technical Fouls: Sylla 2nd 20:00		

Technical Fouls: Sylla 2nd 20:00

OKLA

UCF

Biggest lead

0 (1st 20:00) 17 (2nd 6:13)

Best Scoring Run

6 (2nd 2:58) 7 (1st 17:08)

Lead Changes

0

Times Tied

0

Time with Lead

00:00 39:39

Points from Turnovers

11 16

Paint

28 26

Second Chance

4 9

Fast Breaks

9 17

Bench

34 11

Period by Period Scoring

1st

2nd

TOT

OKLA

27

36


63

UCF

34

40

74



Official Basketball Box Score - Final

UCF at BYU

02/13/24 Marriott Center, Provo

2023-24 Men's Basketball

Game Time: 7:00 PM

Game Duration: 2:32

Attendance: 15,590

UCF - 88

Record: 13-10 (4-7)

NO.	Name	Min	FG	3P	FT	Rebounds	Fouls	TP	AS	TO	ST	Blocks	BS	BA	+/	
			M.A.	M.A.	M.A.	OR	OR	FF	FF							
11	Ibrahima Diallo	F 18:43	1-4	0-0	0-0	1	2	3	3	0	2	1	1	0	-8	
21	C.J. Walker	F 21:54	2-4	0-1	0-3	0	3	3	3	2	4	0	1	0	-5	
2	Shemari Allen	G 22:52	4-8	0-1	1-4	2	1	3	4	3	9	1	2	2	0	
3	Darius Johnson	G 24:21	6-11	2-4	6-6	0	1	1	5	3	20	3	1	3	0	
24	Jaylin Sellers	G 33:32	7-17	2-8	1-2	1	1	2	2	3	17	2	0	1	0	
1	Antwain Jones	18:29	3-6	0-1	0-1	0	1	1	1	1	6	2	1	1	0	
13	Marchelus Avery	10:00	2-3	0-1	1-2	1	1	2	1	1	5	2	1	1	0	
5	Omar Payne	14:21	3-4	0-1	1-2	1	5	6	4	2	7	0	1	0	2	
22	Nils Machowski	16:23	4-7	2-5	1-2	2	1	3	3	2	11	1	0	2	0	
12	DeMarr Langford Jr.	12:27	2-3	0-0	3-4	1	0	1	0	2	7	0	0	0	1	
31	Thierno Sylla	06:59	0-0	0-0	0-0	1	1	2	0	0	0	0	0	0	-6	
Team						2			3			0			1	
Totals			34-67	6-22	14-26	12	20	32	27	19	88	12	9	10	5	-2

Technical Fouls: NONE

BYU - 90

Record: 16-6 (5-5)

NO.	Name	Min	FG	3P	FT	Rebounds	Fouls	TP	AS	TO	ST	Blocks	BS	BA	+/	
			M.A.	M.A.	M.A.	OR	OR	FF	FF							
0	Noah Waterman	F 31:52	3-5	2-4	9-10	1	8	9	3	8	17	1	0	1	1	
50	Aly Khalifa	C 22:27	2-5	0-1	4-4	0	1	1	3	2	8	1	4	0	2	
20	Spencer Johnson	G 28:25	2-9	0-3	2-2	3	5	8	1	1	6	4	4	1	0	
21	Trevin Knell	G 27:18	3-7	1-5	10-13	0	4	4	4	6	17	1	0	0	8	
30	Dalín Hall	G 27:58	4-6	1-3	1-1	1	4	5	3	1	10	5	1	1	1	
2	Jaxson Robinson	25:50	3-7	3-5	12-13	1	1	2	1	7	21	0	2	1	0	
45	Fousseyni Traore	11:07	0-2	0-0	2-2	1	1	2	1	1	2	0	3	0	-1	
1	Trey Stewart	09:28	0-1	0-0	0-1	0	1	1	1	0	0	1	0	0	0	
15	Richie Saunders	10:25	2-3	1-1	0-0	0	1	1	1	0	5	0	0	0	-2	
4	Atiki Ally Atiki	05:10	2-2	0-0	0-1	0	0	0	1	1	4	0	2	0	-4	
Team						2			2			0			0	
Totals			21-47	8-23	40-46	9	28	37	19	27	90	12	7	4	2	5

Technical Fouls: NONE

UCF		BYU		Points from Turnovers		UCF		BYU		Period by Period Scoring							
Biggest lead		0 (1 st 20:00)		19 (2 nd 17:18)		Turnovers		27		9		1st		2nd		TOT	
Best Scoring Run		12 (2 nd 14:16)		10 (1 st 15:21)		Paint		46		26		UCF		26		62	
Lead Changes		0		0		Second Chance		18		6							
Times Tied		0		0		Fast Breaks		19		4		BYU		39		51	
Time with Lead		00:00		37:38		Bench		36		32							

Game 23 • No. 19/17 BYU 90, UCF 88 February 13, 2024 Provo, Utah

Sixty-two. That's how many points the UCF men's basketball team scored in the second half of a Big 12 Conference road game in the nation. However, it wasn't enough to erase what was once a 19-point deficit, as the Knights fell to No. 19/17 BYU 90-88 Tuesday evening.

"We got off to a bad start, they had a lot of momentum," said head coach Johnny Dawkins. "Our guys fought back and gave us a chance at the end, but you can't keep balling uphill from that type of a deficit. We have to be better in that area."

The Black and Gold didn't get off to an ideal start, missing their first five shots of the contest along with a flagrant foul and three turnovers in the first 4:29 of action. BYU scored the first 10 points of the game before UCF finally took the lid off the basket 31 seconds later on an Antwain Jones jumper.

The Cougar lead swelled as high as 14 points before UCF could cut the deficit to six or less. The Knights finally cut the lead to four at 28-24 after back-to-back dunks from C.J. Walker and Omar Payne with 4:13 remaining in the period. But after scratching and clawing back into the contest, UCF's defense surrendered an 11-2 run to finish out the half, heading into the locker room down 13 with the scoreboard reading 36-26.

The Black and Gold went four-for-seven from the free throw line in the first half while the Cougars went 14-for-15 from the charity stripe. The discrepancy in free throws in the first 20 minutes wasn't that large, but that small crack turned into a chasm as the game went on.

BYU built the lead up to 19 within the first three minutes of the second half, carrying nine of the first 12 total points out of the break to go up 48-23.

The final 15 minutes of the contest could best be described as a roller coaster, with its share of hills, valleys, twists and turns.

UCF got itself back into the contest with a riveting 12-0 run starting just north of the 16-minute mark, which was juxtaposed by its defense. Marchelus Avery got the Knights going with a steal and a layup at the other end. The very next possession, Darius Johnson snatched a steal of his own and was fouled on the fast break, resulting in two free throws which he converted. BYU traveled on its following trip down the floor, and Avery drew another foul, making one of two free throws. It was Johnson's turn to put points on the board, nailing a three. The momentum continued to build as Shemari Allen made it five successive possessions with points, throwing down a jam to cut the deficit to six points. Avery was once again on the scene the next trip down, capitalizing off a Jones steal and dunking it home, forcing BYU to turn a timeout. UCF scored all 12 points on its run

in under two minutes on six straight possessions, making the score 48-41.

"We stayed with what we do," said Coach Dawkins. "We started picking up full and started pressing. That's who we are. We've got to make it a 94-foot game. I think at times, we've got out of that a little bit where our guys start wanting to pace themselves. We can't play that way. Our strength is in our numbers as you see in this game, we needed to play 10 bodies. When we play 10 guys versus the other team's five or seven, then that's when we're at our best. If we try to go five-for-five with some of these teams, I don't think that's a strength of ours."

The Cougar lead grew back to 14 at 60-46 in the next three or so minutes by piecing together a 12-5 run, with five of BYU's points coming at the free throw line.

UCF continued to flirt with keeping the deficit from reaching double digits, at times bringing it back to eight or nine points before a BYU bucket would continue to try and push it to 10 or more. The Knights didn't get the margin to seven until there was 4:10 to go as Johnson sunk a pair of free throws after drawing a flagrant after a made basket to make it 72-65. From the 11:11 mark to the aforementioned two made free throws by Johnson, UCF outscored BYU 19-12 with four of BYU's points coming from the charity stripe.

The Knights had to start playing the foul game earlier than usual to try and erase the deficit, which was at 11 with two minutes to go, following a BYU three-pointer. DeMarr Langford Jr. answered at the other end with a jumper in the paint, cutting the lead to nine with 1:25 to go. A foul sent the Cougars to the line where they made one of two. Johnson responded at the other end with a layup, cutting the difference to eight. BYU again

Official Basketball Box Score - Final

UCF at West Virginia

02/20/24 WVU Coliseum, Morgantown, W.Va.

2023-24 Men's Basketball

Game Time: 7:00 PM

Game Duration: 2:07

Attendance: 9,569

UCF - 67

Record: 13-12 (4-9)

NO.	Name	Min	FG	3P	FT	Rebounds	Fouls	TP	AS	TO	ST	Blocks	BS	+/-
			M.A.	M.A.	M.A.	OR DR TOT	PF FO					BS	BA	
11	Ibrahima Diallo	F 15:40	1-2	0-0	1-2	1 3 4	1 2	3	0	1	0	2	0	-4
21	C.J. Walker	F 19:10	3-6	0-1	1-2	1 8 9	2 1	7	0	1	0	0	0	-16
2	Shemarr Allen	G 25:08	3-7	1-3	0-0	0 0 0	5 1	7	3	1	1	1	0	-9
3	Darius Johnson	G 25:03	5-15	4-6	0 0	2 2 4	4 5	29	4	1	4	0	2	-11
24	Jaylin Sellers	G 27:14	1-11	1-5	3-4	2 1 3	1 2	6	1	2	0	1	1	-2
1	Antwann Jones	G 09:43	0-2	0-1	0-0	0 0 0	1 0	0	0	0	0	0	0	-2
5	Omar Payne	G 21:53	0-2	0-0	1-2	1 4 5	3 1	1	1	0	1	6	1	-2
13	Marchelus Avery	G 23:18	5-13	2-9	2-2	4 3 7	3 1	14	1	1	1	0	1	-5
22	Nils Machowski	G 18:34	0-4	0-0	0-0	4 1 5	1 1	0	1	0	2	0	0	0
31	Thierno Sylla	G 03:20	0-0	0-0	0-0	0 0 0	0 0	0	0	0	0	0	0	1
Team						0 1 1	0 0	0	0	0	0	0	0	0
Totals			23-70	9-38	12-18	13 23 36	21 14	67	11	7	9	10	5	-10

Technical Fouls: NONE

Shooting By Period

1st FG% 12-32 37.5%

3PT% 5-16 31.3%

FT% 1-2 50%

2nd FG% 11-38 28.9%

3PT% 4-22 18.2%

FT% 11-16 68.8%

GM FG% 23-70 32.9%

3PT% 9-38 23.7%

FT% 12-18 66.7%

Dead Ball Rebounds: 4

West Virginia - 77

Record: 9-17 (4-9)

NO.	Name	Min	FG	3P	FT	Rebounds	Fouls	TP	AS	TO	ST	Blocks	BS	+/-
			M.A.	M.A.	M.A.	OR DR TOT	PF FO					BS	BA	
11	Quinn Slazinski	F 32:14	4-11	2-4	4-4	0 4 4	2 2	14	4	2	0	0	3	7
7	Jesse Edwards	C 30:54	5-8	0-0	5-10	2 8 10	3 10	15	1	1	1	2	2	14
2	Kobe Johnson	G 31:21	4-9	0-2	0-0	1 4 5	0 0	8	1	1	1	0	1	0
3	Kerr Kriisa	G 34:38	3-6	1-3	0-0	1 4 5	3 1	7	7	1	0	0	0	4
21	RaeQuan Battle	G 32:21	7-15	2-3	8-8	0 5 5	3 5	24	0	4	0	2	3	9
1	Noah Farrakhan	G 14:01	0-2	0-0	0-0	0 1 1	1 1	0	2	1	0	0	1	0
13	Akoki Akok	G 07:17	0-0	0-0	1-2	1 1 2	0 1	1	0	0	0	1	0	1
24	Pat Suemnick	G 06:13	0-0	0-0	0-0	1 1 2	0 0	0	0	2	0	0	0	-4
22	Joshiah Harris	G 11:01	3-3	2-2	0-2	1 2 3	2 1	8	0	0	0	0	0	3
Team						0 5 5	0 0	0	1	0	0	0	0	0
Totals			26-54	7-14	18-26	7 35 42	14 21	77	15	13	2	5	10	10

Technical Fouls: NONE

Shooting By Period

1st FG% 16-28 57.1%

3PT% 3-7 42.9%

FT% 2-6 33.3%

2nd FG% 10-26 38.5%

3PT% 4-7 57.1%

FT% 16-20 80%

GM FG% 26-54 48.1%

3PT% 7-14 50.0%

FT% 18-26 69.2%

Dead Ball Rebounds: 5

UCF

Record: 13-12 (4-9)

Biggest lead	0 (1 st 20:00)	15 (2 nd 1:36)
Best Scoring Run	6 (2 nd 7:48)	7 (1 st 16:53)
Lead Changes	0	
Times Tied	1	
Time with Lead	00:00	38:59

Points from

Turnovers

1 7 10

Paint

20 26

Second Chance

13 7

Fast Breaks


13 11

Bench

15 9

Period by Period Scoring

	1st	2nd	Total
UCF	30	37	67
WVU	37	40	77



Official Basketball Box Score - Final

UCF at Oklahoma St.

02/28/24 Gallagher-Iba Arena, Stillwater

2023-24 Men's Basketball

Game Time: 7:00 PM

Game Duration: 2:20

Attendance: 5,044

Officials: Tony Paffia, Marques Pettigrew, Darron George

UCF - 77

Record: 15-12 (6-9)

NO. Name	Min	FG	3P	FT	Rebounds	Fouls	TP	AS	TO	ST	Blocks	BS	BA	+/-	
11 Ibrahim Diallo	F 14:50	4-6	0-0	1-2	2	0	2	5	1	9	0	2	1	0	13
21 C.J. Walker	F 23:10	2-5	2-2	4-6	0	6	6	2	3	10	0	1	1	0	5
2 Shemari Allen	G 32:37	2-4	0-0	10-12	0	4	4	2	6	14	2	1	2	0	0
3 Darius Johnson	G 34:51	4-11	1-5	6-7	0	5	5	3	7	15	1	2	2	0	4
24 Jaylin Sellers	G 26:23	4-10	2-3	2-2	2	0	2	3	3	12	0	2	0	0	1
5 Omar Payne	11:37	2-4	0-1	0-0	2	1	3	4	1	4	0	5	0	1	-12
31 Thierno Sylla	17:15	1-3	0-1	0-0	1	5	6	4	0	2	1	1	0	0	1
12 DeMarr Langford Jr.	12:48	0-2	0-0	0-0	1	1	2	1	0	0	0	0	0	0	8
1 Antwann Jones	11:45	1-2	0-1	2-4	0	2	2	1	3	4	1	1	0	0	0
13 Marchelus Avery	14:44	2-5	1-3	2-3	2	0	2	1	3	7	2	1	1	0	9
Team					4	2	6		0	1					
Totals		22-52	6-16	27-36	14	26	40	26	27	77	7	17	7	1	3

Technical Fouls:Sellers 1st 5th 35

Oklahoma St. - 71


Record: 12-16 (4-11)

NO. Name	Min	FG	3P	FT	Rebounds	Fouls	TP	AS	TO	ST	Blocks	BS	BA	+/-	
23 Brandon Garrison	C 25:27	1-5	0-0	2-4	0	6	6	5	5	4	2	1	0	3	0
5 Quion Williams	G 25:04	2-7	0-1	0-0	1	2	3	3	0	4	1	1	2	0	0
12 Javon Small	G 29:18	4-7	0-1	5-6	2	3	5	7	13	2	3	1	0	0	1
14 Jamyrion Keller	G 30:01	3-9	0-3	3-4	0	2	2	4	2	9	3	4	2	0	-3
51 John-Michael Wright	G 36:57	5-14	5-13	7-9	0	1	1	2	5	22	0	1	2	0	0
2 Eric Dailey Jr.	24:59	4-6	0-1	7-7	2	2	4	5	5	15	0	1	1	0	-10
4 Jaruis Hicklen	19:15	0-1	0-1	0-0	0	2	2	3	1	0	0	0	0	0	-14
32 Miko Marsh	06:27	2-3	0-0	0-0	1	1	2	1	0	4	0	1	0	0	0
13 Connor Dow	01:51	0-0	0-0	0-0	0	0	0	0	0	0	0	0	0	0	-4
21 Justin McBride	00:40	0-0	0-0	0-0	0	0	0	0	0	0	0	0	0	0	-2
Team					1	1	2		0	0					
Totals		21-52	5-20	24-30	7	20	27	25	71	8	12	8	3	1	-6

Technical Fouls:Small 1st 5th 35

	UCF	OSU	Points from Turnovers	UCF	OSU	Period by Period Scoring
Biggest lead	8 (2 nd 9:43)	12 (1 st 4:37)	10	21		1st 2nd TOT
Best Scoring Run	7 (2 nd 17:54)	8 (1 st 4:37)	Paint	26	32	UCF 38 39 77
Lead Changes	1		Second Chance	17	9	OSU 42 29 71
Times Tied	1		Fast Breaks	5	8	
Time with Lead	17:49	20:40	Bench	17	19	

Official Basketball Box Score - Final															Game Time: 4:00 PM	
Iowa St. at UCF															Game Duration: 2:16	
03/02/24 Addition Financial Arena, Orlando															Attendance: 9,392	
2023-24 Men's Basketball															Officials: Bret Smith, Owen Shortt, James Duke	
Iowa St. - 60																
Record: 23-6 (12-4)																
NO. Name	Min	FG	3P	FT	Rebounds	Fouls	TP	AS	TO	ST	Blocks	BS	BA	+/-	Shooting By Period	
0 Tre King	F 27:12	7-11	1-4	1-2	3 3 6	1 1	16	0	1	0	0	2	0	1	0	1 st FG% 13-22 59.1%
12 Robert Jones	F 26:47	3-6	0-0	0-0	1 0 1	4 1	6	2	1	2	0	0	0	5	3PT% 4-10 40.0%	
22 Milan Momcilovic	F 29:58	5-11	1-5	0-2	0 1 1	1 4	11	1	1	0	0	0	4	2	0	FT% 6-8 75%
3 Tamin Lipsy	G 28:08	1-2	0-1	0-0	0 3 3	3 2	4	2	2	0	0	0	4	1	0	2 nd FG% 8-24 33.3%
10 Keshon Gilbert	G 29:22	2-5	1-3	6-7	1 5 6	3 7	11	3	9	2	0	0	0	6	0	3PT% 1-11 9.1%
4 Demarion Watson	13:39	0-0	0-0	1-2	0 1 1	1 2	1	0	0	0	0	0	0	0	0	FT% 7-11 63.6%
5 Curtis Jones	30:26	2-9	2-7	5-6	1 5 6	1 5	11	3	2	0	0	0	0	7	0	GM FO% 21-46 45.7%
24 Hason Ward	09:41	1-1	0-0	0-0	0 1 1	4 0	2	0	1	2	1	0	0	7	0	3PT% 5-21 23.8%
1 Jackson Pavetitzke	04:47	0-1	0-0	0-0	0 1 1	4 0	2	0	1	2	1	0	0	5	0	FT% 13-19 68.4%
Team					0 1 1	0 0	0									Dead Ball Rebounds: 5
Totals		21-46	5-21	13-19	6 20 26	18 23	60	16	17	9	1	0	1	8	0	
Technical Fouls:NONE																
Shooting By Period																
1 st FG%	12-23	52.2%														
3PT%	1-9	11.1%														
2 nd FG%	8-24	33.3%														
3PT%	0-10	0.0%														
FT%	7-11	63.6%														
GM FO%	20-47	42.6%														
3PT%	1-19	5.3%														
FT%	11-18	61.1%														
Dead Ball Rebounds: 0																
Ucf - 52																
Record: 15-13 (6-10)																
NO. Name	Min	FG	3P	FT	Rebounds	Fouls	TP	AS	TO	ST	Blocks	BS	BA	+/-	Shooting By Period	
11 Ibrahim Diallo	F 18:11	1-1	0-0	0-1	3 3 6	2 4	2	0	2	0	0	0	0	1	0	1 st FG% 12-23 52.2%
2 C.J. Walker	F 25:12	3-5	1-1	0-1	1 3 4	2 5	7	0	2	1	0	0	1	0	1	3PT% 1-9 11.1%
2 Shermaine Allen	G 28:46	4-5	0-0	3-6	1 1 3	4 4	10	1	5	2	0	0	0	1	0	2 nd FG% 8-24 33.3%
3 Darius Johnson	G 32:18	3-12	0-7	4-5	0 2 2	4 4	10	2	6	4	0	0	0	10	0	3PT% 0-10 0.0%
24 Jaylin Sellers	G 29:13	6-13	0-5	1-1	0 0 0	2 2	1	3	0	1	1	0	0	0	0	FT% 7-11 63.6%
5 Omar Payne	11:06	0-0	0-0	1-2	1 1 2	2 2	1	0	1	1	0	0	0	-5	0	GM FO% 20-47 42.6%
1 Antwan Jones	11:23	0-1	0-1	0-0	0 2 2	1 0	0	0	1	1	0	0	0	-11	0	3PT% 1-19 5.3%
3 Thiermo Sylla	11:59	2-3	0-1	2-2	1 1 2	0 1	6	0	0	0	0	0	0	-10	0	FT% 11-18 61.1%
13 Marchelus Avery	15:07	0-5	0-4	0-0	0 1 2	1 0	0	1	0	1	0	0	0	-10	0	Dead Ball Rebounds: 0
12 DeMarquis Langford Jr.	16:55	1-2	0-0	0-0	3 2 2	2 0	0	0	1	1	0	0	0	-9	0	
Team					0 4 4	0 0	2									
Totals		20-47	11-19	11-18	11 20 31	23 18	52	5	22	10	0	1	1	8	0	
Technical Fouls:NONE																
Shooting By Period																
1 st FG%	12-23	52.2%														
3PT%	1-9	11.1%														
2 nd FG%	8-24	33.3%														
3PT%	0-10	0.0%														
FT%	7-11	63.6%														
GM FO%	20-47	42.6%														
3PT%	1-19	5.3%														
FT%	11-18	61.1%														
Dead Ball Rebounds: 0																
Iowa St. - 60																
Record: 23-6 (12-4)																
Shooting By Period																
1 st FG%	13-22	59.1%														
3PT%	4-10	40.0%														
2 nd FG%	8-24	33.3%														
3PT%	0-10	0.0%														
FT%	7-11	63.6%														
GM FO%	21-46	45.7%														
3PT%	5-21	23.8%														
FT%	13-19	68.4%														
Dead Ball Rebounds: 5																
Ucf - 52																
Record: 15-13 (6-10)																
Shooting By Period																
1 st FG%	12-23	52.2%														
3PT%	1-9	11.1%														
2 nd FG%	8-24	33.3%														
3PT%	0-10	0.0%														
FT%	7-11	63.6%														
GM FO%	20-47	42.6%														
3PT%	1-19	5.3%														
FT%	11-18	61.1%														
Dead Ball Rebounds: 0																
Iowa St. - 60																
Record: 23-6 (12-4)																
Shooting By Period																
1 st FG%	13-22	59.1%														
3PT%	4-10	40.0%														
2 nd FG%	8-24	33.3%														
3PT%	0-10	0.0%														
FT%	7-11	63.6%														
GM FO%	21-46	45.7%														
3PT%	5-21	23.8%														
FT%	13-19	68.4%														
Dead Ball Rebounds: 5																
Ucf - 52																
Record: 15-13 (6-10)																
Shooting By Period																
1 st FG%	12-23	52.2%														
3PT%	1-9	11.1%														
2 nd FG%	8-24	33.3%														
3PT%	0-10	0.0%														
FT%	7-11	63.6%														
GM FO%	20-47	42.6%														
3PT%	1-19	5.3%														
FT%	11-18	61.1%														
Dead Ball Rebounds: 0																
Iowa St. - 60																
Record: 23-6 (12-4)																
Shooting By Period																
1 st FG%	13-22	59.1%														
3PT%	4-10	40.0%														
2 nd FG%	8-24	33.3%														
3PT%	0-10	0.0%														
FT%	7-11	63.6%														
GM FO%	21-46	45.7%														
3PT%	5-21	23.8%														
FT%	13-19	68.4%														
Dead Ball Rebounds: 5																
Ucf - 52																
Record: 15-13 (6-10)																
Shooting By Period																
1 st FG%	12-23	52.2%														
3PT%	1-9	11.1%														
2 nd FG%	8-24	33.3%														
3PT%	0-10	0.0%														
FT%	7-11	63.6%														
GM FO%	20-47	42.6%														
3PT%	1-19	5.3%														
FT%	11-18	61.1%														
Dead Ball Rebounds: 0																
Iowa St. - 60																
Record: 23-6 (12-4)																
Shooting By Period																
1 st FG%	13-22	59.1%														
3PT%	4-10	40.0%														
2 nd FG%	8-24	33.3%														
3PT%	0-10	0.0%														
FT%	7-11	63.6%														
GM FO%	21-46	45.7%														
3PT%	5-21	23.8%														
FT%	13-19	68.4%														
Dead Ball Rebounds: 5																
Ucf - 52																
Record: 15-13 (6-10)																
Shooting By Period																
1 st FG%	12-23	52.2%														
3PT%	1-9	11.1%														
2 nd FG%	8-24	33.3%														
3PT%	0-10	0.0%														
FT%	7-11	63.6%														
GM FO%	20-47	42.6%														
3PT%	1-19	5.3%														
FT%	11-18	61.1%														
Dead Ball Rebounds: 0																
Iowa St. - 60																
Record: 23-6 (12-4)																
Shooting By Period																
1 st FG%	13-22	59.1%														
3PT%	4-10	40.0%														
2 nd FG%	8-24	33.3%														
3PT%	0-10	0.0%														
FT%	7-11	63.6%														
GM FO%	21-46	45.7%														
3PT%	5-21	23.8%														
FT%	13-19	68.4%														
Dead Ball Rebounds: 5																
Ucf - 52																
Record: 15-13 (6-10)																
Shooting By Period																
1 st FG%	12-23	52.2%														
3PT%	1-9	11.1%														
2 nd FG%	8-24	33.3%														
3PT%	0-10	0.0%														
FT%	7-11	63.6%														
GM FO%	20-47	42.6%														
3PT%	1-19	5.3%														
FT%	11-18	61.1%														
Dead Ball Rebounds: 0																
Iowa St. - 60																
Record: 23-6 (12-4)																
Shooting By Period																
1 st FG%	13-22	59.1%														
3PT%	4-10	40.0%														
2 nd FG%	8-24	33.3%														
3PT%	0-10	0.0%														
FT%	7-11	63.6%														
GM FO%	21-46	45.7%														
3PT%	5-21	23.8%														
FT%	13-19	68.4%														
Dead Ball Rebounds: 5																
Ucf - 52																
Record: 15-13 (6-10)																
Shooting By Period																
1 st FG%	12-23	52.2%														
3PT%	1-9	11.1%														
2 nd FG%	8-24	33.3%														
3PT%	0-10	0.0%														
FT%	7-11	63.6%														
GM FO%	20-47	42.6%														
3PT%	1-19	5.3%														
FT%	11-18	61.1%														
Dead Ball Rebounds: 0																
Iowa St. - 60																
Record: 23-6 (12-4)																
Shooting By Period																
1 st FG%	13-22	59.1%														
3PT%	4-10	40.0%														
2 nd FG%	8-24	33.3%														
3PT%	0-10	0.0%														
FT%	7-11	63.6%														
GM FO%	21-46	45.7%														
3PT%	5-21	23.8%														
FT%	13-19	68.4%														
Dead Ball Rebounds: 5																
Ucf - 52																
Record: 15-13 (6-10)																
Shooting By Period																
1 st FG%	12-23	52.2%														
3PT%	1-9	11.1%														
2 nd FG%	8-24	33.3%														
3PT%	0-10	0.0%														
FT%	7-11	63.6%														
GM FO%	20-47	42.6%														
3PT%	1-19	5.3%														
FT%	11-18	61.1%														
Dead Ball Rebounds: 0																
Iowa St. - 60																
Record: 23-6 (12-4)																
Shooting By Period																
1 st FG%	13-22	59.1%														
3PT%	4-10	40.0%														
2 nd FG%	8-24	33.3%														
3PT%	0-10	0.0%														
FT%	7-11	63.6%														
GM FO%	21-46	45.7%														
3PT%	5-21	23.8%														
FT%	13-19	68.4%														
Dead Ball Rebounds: 5																
Ucf - 52																
Record: 15-13 (6-10)																
Shooting By Period																
1 st FG%	12-23	52.2%														
3PT%	1-9	11.1%														
2 nd FG%	8-24	33.3%														
3PT%	0-10	0.0%														
FT%	7-11	63.6%														
GM FO%	20-47	42.6%														
3PT%	1-19	5.3%														
FT%	11-18	61.1%														
Dead Ball Rebounds: 0																
Iowa St. - 60																
Record: 23-6 (12-4)																
Shooting By Period																
1 st FG%	13-22	59.1%														
3PT%	4-10	40.0%														
2 nd FG%	8-24	33.3%														
3PT%	0-10	0.0%														
FT%	7-11	63.6%														
GM FO%	21-46	45.7%														
3PT%	5-21	23.8%														
FT%	13-19	68.4%														
Dead Ball Rebounds: 5																
Ucf - 52																
Record: 15-13 (6-10)																
Shooting By Period																
1 st FG%	12-23	52.2%														
3PT%	1-9	11.1%														
2 nd FG%	8-24	33.3%														
3PT%	0-10	0.0%														
FT%	7-11	63.6%														
GM FO%	20-47	42.6%														
3PT%	1-19	5.3%														
FT%	11-18	61.1%														
Dead Ball Rebounds: 0																
Iowa St. - 60																
Record: 23-6 (12-4)																
Shooting By Period																
1 st FG%	13-22	59.1%														
3PT%	4-10	40.0%														
2 nd FG%	8-24	33.3%														
3PT%	0-10	0.0%														
FT%	7-11	63.6%														
GM FO%	21-46	45.7%														
3PT%	5-21	23.8%														
FT%	13-19	68.4%														
Dead Ball Rebounds: 5																
Ucf - 52																
Record: 15-13 (6-10)																
Shooting By Period																
1 st FG%	12-23	52.2%														
3PT%	1-9	11.1%														
2 nd FG%	8-24	33.3%														
3PT%	0-10	0.0%														
FT%	7-11	63.6%														
GM FO%	20-47	42.6%														
3PT%	1-19	5.3%														
FT%	11-18	61.1%														
Dead Ball Rebounds: 0																
Iowa St. - 60																
Record: 23-6 (12-4)																
Shooting By Period																
1 st FG%	13-22	59.1%														
3PT%	4-10	40.0%														
2 nd FG%	8-24	33.3%														
3PT%	0-10	0.0%														
FT%	7-11	63.6%														
GM FO%	21-46															



Official Basketball Box Score - Final

Houston at UCF

03/06/24 Addition Financial Arena, Orlando

2023-24 Men's Basketball

Game Time: 7:00 PM

Game Duration: 2:20

Attendance: 5,390

Officials: Ray Nattl, Ron Groover, Antonio Petty

Houston - 67

Record: 27-13 (14-3)

NO. Name	Min	FG M-A	3P M-A	FT M-A	Rebounds OR DR TOT	Fouls PF FP	TP	AS	TO	ST	Blocks BS BA	+/-	
5 Ja'Vier Francis	F 26:39	4-6	0-0	2-2	6 2 8	2 3	10	0	2	1	2	0	-5
13 J'wan Roberts	F 37:58	6-8	0-0	0-3	3 4 7	3 3	12	1	0	3	1	0	12
1 Jamal Shead	G 39:10	5-15	2-7	4-8	1 2 3	0 6	16	8	2	3	0	1	10
4 LJ Cryer	G 37:32	9-17	5-11	2-2	0 3 3	3 2	25	1	2	0	0	1	9
21 Emanuel Sharp	G 29:40	1-7	1-4	1-2	1 2 3	4 3	4	1	1	2	0	2	5
2 Cedric Lath	04:02	0-0	0-0	0-0	0 0 0	0 0	0	0	0	0	0	0	4
8 Mylik Wilson	18:09	0-1	0-0	0-1	2 0 2	3 1	0	0	1	0	0	0	5
11 Damian Dunn	06:50	0-4	0-2	0-0	0 1 1	3 0	0	0	1	0	0	0	1
Team					3 1 4		0		1				
Totals		25-58	8-24	9-18	16 15 31	18 18	67	11	10	9	3	5	8

Shooting By Period

1st FG% 12-32 37.5%

3PT% 2-11 18.2%

FT% 9-15 60.0%

2nd FG% 13-26 50.0%

3PT% 6-13 46.2%

FT% 7-16 43.8%

3rd FG% 6-13 46.2%

FT% 2-2 100%

4th FG% 13-26 50.0%

FT% 2-2 100%

GM FG% 25-58 43.1%

SPT% 8-24 33.3%

FT% 9-18 50.0%

Defend Ball Rebounds: 4 0

Technical Fouls: Dunn 2nd 7:50

UCF - 59

Record: 15-14 (6-11)

NO. Name	Min	FG M-A	3P M-A	FT M-A	Rebounds OR DR TOT	Fouls PF FP	TP	AS	TO	ST	Blocks BS BA	+/-	
11 Ibrahim Diallo	F 23:55	2-3	0-0	2-4	1 2 3	3 3	6	0	5	1	2	0	0
2 C.J. Walker	F 27:07	6-11	1-2	2-2	0 3 3	2 2	15	0	1	2	0	0	4
2 Shemarri Allen	G 34:32	2-6	0-0	3-3	1 2 3	3 4	7	4	2	1	1	0	-3
3 Darius Johnson	G 33:38	5-13	2-4	2-3	1 4 5	4 5	14	3	2	2	0	3	-1
24 Jaylin Sellers	G 33:40	3-6	0-3	6-9	1 2 3	3 5	12	3	1	1	1	0	1
12 DeMarri Langford Jr.	12:51	0-0	0-0	0-0	0 1 1	0 0	0	0	2	0	0	0	-15
31 Thierno Sylla	11:45	2-2	0-0	1-2	2 2 4	3 1	5	0	1	0	0	0	-8
1 Antwan Jones	03:36	0-2	0-1	0-0	0 0 0	0 0	0	0	0	0	0	0	-3
5 Omar Payne	12:35	0-0	0-0	1-3	1 2 3	1 1	0	0	3	0	1	0	-9
13 Marcellus Avery	06:21	0-1	0-0	0-0	0 1 1	1 0	0	0	0	0	0	0	-6
Team					3 3 6		0		1				
Totals		20-44	3-10	16-23	10 22 32	19 17	59	10	18	7	5	3	-8

Shooting By Period

1st FG% 11-22 50.0%

3PT% 2-4 50.0%

FT% 7-11 63.6%

2nd FG% 9-22 40.9%

3PT% 1-6 16.7%

FT% 9-12 75%

3rd FG% 20-44 45.5%

SPT% 3-10 30.0%

FT% 16-23 69.6%

Defend Ball Rebounds: 6 0

Technical Fouls: Payne 2nd 7:50

HOU

UCF

Biggest lead

10 (2nd 6:13)

7 (1st 7:52)

Best Scoring Run

8 (2nd 6:13)

8 (1st 17:39)

Lead Changes

1

1

Times Tied

1

1

Time with Lead

12:01

27:01

Points from Turnovers

HOU 22

UCF 4

Point

HOU 22

UCF 28

Second Chance

HOU 20

UCF 10

Fast Breaks

HOU 3

UCF 14

Bench

HOU 0

UCF 5

Period by Period Scoring

	1st	2nd	TOT
HOU	28	39	67
UCF	31	28	59

 **Game 31 • UCF 77, Oklahoma State State 62**
Big 12 Championship, Round 1 • March 12, 2024
Kansas City, Mo.

Fueled by a 13-0 run to open the second half, the 12th-seeded UCF men's basketball team earned a dominant 77-62 win over 15th-seeded Oklahoma State in the first game of the 2024 Phillips 66 Big 12 Conference Championship Tuesday afternoon inside the T-Mobile center. At one point in the ballgame, the Black and Gold had led by as many as 27.

The Knights got incredible production from their big men on the afternoon, netting 46 points from the forward positions. That group also accounted for eight of UCF's nine blocks.

"It's our first year in the Big 12 Conference and first tournament, and I'm just really proud of how our guys represented our program. I thought they came out very excited in the first half, there was a lot of energy. I thought the second half was one of the best defensive efforts to start a half that we've had since I've been coaching at UCF. It was a great defensive effort to kind of build a lead in the second half. Just really proud of the guys' effort." - Johnny Dawkins, UCF Men's Basketball Head Coach

Each team started the contest with a turnover, followed by an Oklahoma State jumpshot to open the scoring. Ibrahim Diallo had the first bucket of the Knights' tenure at the Big 12 Conference Championship, followed by one-of-two free throws UCF's next trip down. After a fastbreak dunk from the Cowboys, C.J. Walker hit a three-pointer and was fouled. He only had six triples during the regular season, with four of them coming over the last four games. Walker missed the free throw on the four-point play opportunity.

Both teams shot just 20% through the first 5:12 of the game, going (2-for-10).

After a fast break dunk by Oklahoma State to tie the game at 6-6, UCF built a quick 9-3 run. Walker worked his way back to the free throw line, this time cashing in on both his attempts. Diallo tossed in a bucket to extend the lead to four, which was promptly cut back to one by Oklahoma State's first triple of the game. Diallo again made his presence felt, working his way into the paint for two more points. Darius Johnson splashed onto the scoresheet form long range, pushing the lead to 15-9, forcing a Cowboy timeout.

Oklahoma State had a little run of its own, going on a 9-1 streak to leap in front at 24-21. UCF responded with a 7-0 run, thanks to buckets from Jaylin Sellers, a three-pointer from Thierno Sylla and another basket from Diallo made it a 28-24 Knights edge. The two sides scored eighth points each the remainder of the way to halftime with UCF up 35-31.

The Knights shot 50% from beyond the three-point arc in the first half, sinking 5-of-10 while Oklahoma State went 3-for-14 from deep. UCF held the slight edge in field goal percentage in the opening frame, a 34% mark to the Cowboy's 32%.

The Knights charged right through Oklahoma State to start the second half, going on a 13-0 run, a 16-0 run when including Marcus Avery's three-pointer towards the end of the first half. Diallo got the Knights started with a made free throw before Walker buried his second triple of the game. Sellers added a fastbreak layup plus the foul, as well as two free throws later in the run. Walker and Diallo each contributed a basket each

as UCF built a 17-point lead at 48-31.

Oklahoma State finally scored its first points of the half on a free throw 5:41 into the second. The Knights continued to pour it out from that point, as Sellers added a layup and Johnson cashed in from long range to make it a 21-point edge. The Cowboys added back-to-back buckets to cut it to 53-36 before the midway point of the half, but from there it was all UCF. The Knights poured on another heavy 12-2 run, ballooning the led to 27 at 65-38 with 7:24. The final nail in the coffin had been all but driven home at that point as UCF went on to go 1-0 in Big 12 Conference Play.

Diallo scored a career-high 17 points on the afternoon and added 11 rebounds, five of them on the offensive glass, resulting in his fourth double-double of the season. He now accounts for four of UCF's seven double-doubles on the season. Close in tow on the scoresheet was C.J. Walker who had a dozen points, his sixth double-digit performance on the campaign. Johnson also landed in double-digits with 11 points while going three-for-five beyond the arc. Diallo, Walker, Sylla and Omar Payne each had a pair of blocks while Shemar Allen and Diallo led the team with three steals each.

UCF improves to 82-16 under Coach Dawkins when holding opponents under 40% shooting from the floor.

The Knights have now won their first game at their conference tournament over the last four seasons.

 **Game 32 • No. 20/21 BYU 87, UCF 73**
Big 12 Championship, Round 1 • March 13, 2024
Kansas City, Mo.

The UCF men's basketball team's run in its first Big 12 Conference Championship game came to an end in the second round at the hands of No. 20/21 BYU by a final of 87-73. The Knight surrendered a 14-0 start to begin the game and allowed a season-high 14 three-pointers against.

"I think BYU played a really good game, they started off hot, really shot the three-ball well to start off in the first half. Something they've done really well all season long. We were trying to contain those threes, but give them credit, they were able to find openings and more importantly, knock down shots, even under pressure." - Johnny Dawkins, UCF Men's Basketball Head Coach

BYU got out to a roaring start, putting up the first 14 points of the game via four triples and a pair of free throws via a flagrant foul, all in the first 3:36 of play. UCF was held scoreless during that time and went on to miss but got on the board at the 15:32 mark with a tough Jaylin Sellers layup plus a foul. Sellers was able to rip the rock away from a near jump ball situation to drive to the hoop and lay it in.

The Cougars followed the Sellers basket with a 7-0 run, making it 21-3. A three-pointer from Sellers and a toss in from Antwann Jones got the Knights rolling on offense. A BYU free throw made it 22-8. That's all the scoring there was until the halfway point of the half.

The scoring picked up in the final

10 minutes of the first half, but UCF wasn't able to cut into the deficit until late in the frame. BYU buried a total of seven three-pointers in the first and shot 48% from the floor to UCF's 36%. Down 38-23, UCF made six of its final eight shots to end the first half, paired with BYU missing four of its final six attempts to draw back within nine at 47-38 at halftime.

BYU opened with a three to go up 12, but UCF responded with back-to-back buckets from C.J. Walker, a three-pointer and a layup through traffic, brought the deficit down to seven. The BYU lead expanded back to 11, but the Knights didn't quit. UCF put together a 10-2 run, topped off with a pair of Darius Johnson triples from the corner to make it a one possession ballgame at 59-56 with 15:38 to play.


The Cougars got to the free throw line, adding three points on two trips. Two layups and a three-pointer re-extended the lead to double digits, thanks to the 10-0 run. Out of the media timeout, a common foul called on BYU turned into a UCF flagrant, resulting in two more made free throws for the Cougars to balloon the lead back to 15 at 71-56 with 9:55 to play. Another Johnson triple, his fifth of the game, cut it back to a dozen, but was answered on the other end with a BYU three-pointer. Again, the two sides traded triples, making it 77-62 with 5:55 remaining.

The Knights kept swinging, as Johnson converted an and-one opportunity, but it was again answered with a BYU

three-ball. Walker again took it to the rim, followed by Allen going one to two from the line to bring it back to 12. After a set of three missed UCF free throws, BYU went the other way and scored another two points, putting the margin back to 14 with 3:28 to play. The Knights were unable to generate any run to cut into the deficit, with the score ending at 87-73.

Johnson posted his second 30+ point game over the last three contests, scoring 32 points and setting a career-high for three-pointers made with six. Sellers and Jones joined Johnson with double digit points, scoring 12 and 13, respectively.

UCF only turned the ball over seven times in the contest and forced 10 BYU turnovers. The Knights generated 16 points off those Cougar turnovers while BYU got just six in that category. Both teams shot north of 40% from the three-point line with BYU going 14-for-30 and UCF shooting 9-for-22. The Cougars finished the afternoon shooting 47% from the field.



Official Basketball Box Score - Final

South Fla. at UCF
03/19/24 Addition Financial Arena, Orlando
2023-24 Men's Basketball

Game Time: 9:00 PM
Game Duration: 2:44
Attendance: 4,164

South Fla. - 83

Record: 25-7

Officials: Landon Brandes, Blake Harris, Anthony Eades

NO.	Name	Min	FG M-A	3P M-A	FT M-A	Rebounds OR DR TOT	Fouls PF FD	TP	AS	TO	ST	Blocks BS BA	+/-
11	Kasean Pryor	F 29:34	5-12	3-6	4-4	2 6 8	2 2	17	0	3	0	0 0	2
2	Jose Placer	G 23:30	5-6	3-4	1-2	0 0 0	2 1	14	2	2	0	0 0	-2
3	Chris Youngblood	G 30:39	3-7	1-2	2-2	0 1 1	4 2	9	2	0	1	1 0	14
4	Kobe Knox	G 18:47	0-2	0-1	0-2	1 3 4	3 3	0	0	0	1	0 1	-11
5	Brandon Stroud	G 26:31	2-3	0-0	1-2	0 9 9	2 4	5	3	3	1	0 0	-4
1	Sellon Miguel	32:04	5-11	4-8	5-6	0 2 2	0 5	19	1	4	1	0 0	10
15	Corey Walker Jr.	10:26	1-1	0-0	4-4	0 3 3	3 2	6	0	1	0	1 0	4
0	Jayden Reid	15:52	2-4	2-3	4-4	0 0 0	2 2	10	1	1	1	0 0	11
20	Sam Hines Jr.	12:37	1-2	0-0	1-2	1 3 4	2 1	3	1	2	0	0 0	6
Team						0 3 3		0		1			
Totals		24:48	13-24	22-28	4 30 34	20 22	83	10	17	5	2	1 6	

UCF - 77

Record: 17-16

Technical Fouls: Walker Jr. 2nd 5:28 Pryor 2nd 0:24

NO.	Name	Min	FG M-A	3P M-A	FT M-A	Rebounds OR DR TOT	Fouls PF FD	TP	AS	TO	ST	Blocks BS BA	+/-
11	Ibrahima Diallo	F 23:07	2-4	0-0	1-3	2 5 7	4 3	5	0	3	1	1 0	3
31	Theirno Sylla	F 19:06	2-4	1-2	0-2	2 1 3	1 2	5	0	0	0	0 0	-9
2	Shemarri Allen	G 36:18	2-8	0-1	0-1	0 2 2	4 1	4	1	1	1	0 2	-4
3	Darius Johnson	G 32:25	4-11	2-7	4-7	1 3 4	5 5	14	4	4	0	0 0	-2
24	Jaylin Sellers	G 37:45	8-18	3-8	5-6	3 3 6	2 5	24	0	2	2	0 0	-3
5	Omar Payne	11:26	3-4	0-0	0-0	1 0 1	4 0	6	0	1	0	0 0	-1
13	Marchelus Avery	27:15	7-15	3-7	2-2	3 6 9	2 1	19	1	0	4	0 0	-7
1	Antwain Jones	06:16	0-0	0-0	0-2	0 0 0	0 1	0	0	0	0	0 0	-10
15	Tyler Hendricks	04:06	0-0	0-0	0-0	0 0 0	2 0	0	0	0	0	0 0	4
22	Nils Machowski	02:16	0-0	0-0	0-0	0 0 0	0 0	0	0	0	0	0 0	-1
Team						2 4 6		0		2			
Totals		28:44	9-25	12-23	14 24 38	24 18	77	6	13	8	1	2 5	

UCF - 77

Record: 17-16

Technical Fouls: Allen 2nd 5:28 Sellers 2nd 0:24

	USF	UCF
Biggest lead	15 (2 nd 19:14)	2 (1 st 18:54)
Best Scoring Run	9 (1 st 9:09)	7 (2 nd 12:59)
Lead Changes	3	
Times Tied	0	
Time with Lead	38:26	00:28

Points from	USF	UCF
Turnovers	11	18
Paint	20	34
Second Chance	3	14
Fast Breaks	17	15
Bench	38	25

Period by Period Scoring	1st	2nd	TOT
USF	49	34	83
UCF	35	42	77



Game 33 • South Florida 83, UCF 77 NIT First Round • March 19, 2023 Orlando, Fla.

As if the added pressure that often accompanies postseason play in any sport wasn't enough, emotions ran higher than normal at Addition Financial Arena Tuesday evening.

Couple a start time two hours later than the UCF men's basketball team's usual 7 p.m. tipoff with a first-round NIT matchup with the Knights' longtime rival South Florida Bulls, and the result was a palpable tension within the confines of UCF's home arena that proved the conflict between the two programs remains as strong as ever despite the Black and Gold's addition to the Big 12 Conference last July.

The fourth-seeded Knights (17-16, 7-11 Big 12) nearly overcame it all, from a strong contingent of visiting Bulls (25-7, 16-2 AAC) fans who made their presence felt throughout the night to a South Florida lead that, at one point, grew as large as 15 points.

A barrage of 3-point field goals provided the Bulls early momentum that remained with the visiting bench the duration the evening, though, as UCF fell in its tournament first-round tilt, 83-77, seeing its inaugural season as a member of the Big 12 draw to a close with their Tuesday defeat.

"For playing USF for the first time, seeing them on film did not do them justice for how strong they are offensively and their ability to shoot the basketball," said head coach Johnny Dawkins. "Seeing a team make nine threes in the first half, they did a good job of moving the ball and

sharing it, and playing off each other. They made us pay when they got their looks."

Amid dueling 'UCF' and 'USF' chants from the crowd, the Knights, hosting their first postseason tournament game since topping Colorado 79-74 in the NIT in Orlando March 15, 2017, were outscored 49-35 in the first half before exiting the halftime break with new offensive life.

Senior forward Marchelus Avery drilled one of the Knights' two 3-point field goals in the first half and paced his team with nine points in the opening 20 minutes, while junior guards Jaylin Sellers and Darius Johnson both notched seven points in the frame.

"We came out sluggish and let them get us rattled," Sellers said. "They came down and we didn't follow the gameplan. They came out and hit threes, they made nine in the first half."

On the heels of the halftime break, the Knights clawed their way back into the affairs on the strength of an explosive 20-8 second period-opening run spanning the half's first seven minutes, seeing the Bulls' lead trimmed to just two points in the process.

"We really locked in and focused on what we need to do to take away the 3-point shot from them," Dawkins added. "We started getting stops. Our strength has been playing in the full-court, getting out and getting to the basket. That's why we press and

do those things, because it gives us a chance to score the ball with easier baskets."

Sellers, who finish the evening with a game-high 24 points on 8-of-18 shooting from the field, accounted for UCF's first two points of the half and 11 of UCF's 20 points in the stretch. Johnson also knocked down the Black and Gold's first and second triples of the half, and fifth-year forward Ibrahima Diallo also tallied the remaining three points.

Johnson's first make from beyond the arc, coming with 13 minutes to play in the contest, ignited a short but fiery sequence of landed blows from both sides. The 3-point shot proved to be the first of five straight as the two teams went back and forth, with the Black and Gold seeing Avery and Theirno Sylla also connect from deep.

Thanks to seven more points from Avery down the stretch, including his second 3-pointer of the half, UCF hung with the Bulls to the end, but the Knights in the end could not overcome their rivals' 13 converted tries from beyond the arc.

"I would say we underachieved this season," Sellers continued. "The group of guys we had in that room is probably the best team I've ever been on. We have to have people who follow the gameplan and listen to (coach Dawkins). If we had more of that, the season might have gone another way."

Big 12 Conference 2023-24 Review

SCHOOL	Big 12					Overall				
	W-L	PCT	H	A		W-L	PCT	H	A	N STREAK
Houston	15-3	.833	9-0	6-3		32-5	.865	17-0	7-3	7-2 L1
Iowa State	13-5	.722	9-0	4-5		29-8	.784	18-0	5-5	6-3 L1
Baylor	11-7	.611	7-2	4-5		24-11	.686	15-2	4-5	5-4 L1
Texas Tech	11-7	.611	7-2	4-5		23-11	.676	15-2	4-6	4-3 L2
BYU	10-8	.556	7-2	3-6		23-11	.676	16-2	3-7	4-2 L2
Kansas	10-8	.556	8-1	2-7		23-11	.676	15-1	3-7	5-3 L1
Texas	9-9	.500	5-4	4-5		21-13	.618	14-4	4-6	3-3 L1
TCU	9-9	.500	5-4	4-5		21-13	.618	12-4	6-5	3-4 L2
Oklahoma	8-10	.444	5-4	3-6		20-12	.625	14-4	3-6	3-2 L2
Kansas State	8-10	.444	7-2	1-8		19-15	.559	15-3	2-9	2-3 L2
Cincinnati	7-11	.389	4-5	3-6		22-15	.595	16-5	4-8	2-2 L1
UCF	7-11	.389	4-5	3-6		17-16	.515	11-8	3-7	3-1 L2
Oklahoma State	4-14	.222	3-6	1-8		12-20	.375	10-8	1-9	1-3 L6
West Virginia	4-14	.222	4-5	0-9		9-23	.281	9-9	0-9	0-5 L6

Team Statistical Rankings

SCHOOL	OFFENSE				DEFENSE			
	Scoring	FG-Pct.	3FG-Pct.	Rebounds	Scoring	FG-Pct.	3FG-Pct.	Rebounds
Baylor	2	2	1	6	11	13	10	12
BYU	1	7	8	5	9	9	5	2
UCF	12	14	13	4	3	5	11	6
Cincinnati	9	9	12	2	4	6	9	4
Houston	10	11	7	1	1	1	2	13
Iowa State	7	5	3	8	2	2	4	14
Kansas	4	1	11	14	8	3	13	1
Kansas State	11	12	14	7	10	4	3	3
Oklahoma	6	4	9	11	5	7	1	5
Oklahoma State	13	10	10	12	13	14	12	10
Texas	5	3	4	9	6	8	8	8
TCU	3	6	5	3	12	12	7	11
Texas Tech	8	8	2	10	7	10	6	7
West Virginia	14	13	6	13	14	11	14	9

SCHOOL	FT-Pct.	Blocks	Steals	Assists	Rebound Margin	Turnover Margin	Ast/TO Ratio
Baylor	5	10	7	7	3	10	8
BYU	4	12	11	2	2	6	1
UCF	11	1	4	14	7	4	14
Cincinnati	13	3	8	8	1	8	9
Houston	14	2	2	12	6	1	4
Iowa State	10	11	1	4	11	2	3
Kansas	7	6	6	1	9	9	2
Kansas State	8	5	12	9	8	14	13
Oklahoma	3	9	13	11	5	11	10
Oklahoma State	12	13	9	10	13	12	11
Texas	2	4	5	5	12	5	7
TCU	6	7	3	3	4	3	6
Texas Tech	1	14	10	6	10	7	5
West Virginia	9	8	14	13	14	13	12

Phillips 66 All-Big 12 Men's Basketball Postseason Awards

Player of the Year Jamal Shead, Houston, G, Sr.	All-Big 12 Second Team RayJ Dennis, Baylor, G, Sr. L.J. Cryer, Houston, G, Sr. Keshon Gilbert, Iowa State, G, Jr. Emanuel Miller, TCU, F, Sr. Max Abmas, Texas, G, Sr.	Tylor Perry (K-State), Javian McCollum (Oklahoma), Jalon Moore (Oklahoma), Javon Small (Oklahoma State), Jameer Nelson Jr. (TCU), Micah Peavy (TCU), Joe Toussaint (Texas Tech)
Defensive Player of the Year Jamal Shead, Houston, G, Sr.	All-Big 12 Third Team Jalen Bridges, Baylor, F, Sr. Ja'Kobe Walter, Baylor, G, Fr. J'Wan Roberts, Houston, F, Sr. Pop Isaacs, Texas Tech, G, So. Darrion Williams, Texas Tech, G, So.	Big 12 All-Defensive Team Yves Missi, Baylor, C, Fr. John Newman III, Cincinnati, G, Jr. Jamal Shead, Houston, G, Sr. * Tamin Lipsey, Iowa State, G, So. * Dajuan Harris Jr., Kansas, G, Sr.
Newcomer of the Year Hunter Dickinson, Kansas, C, Sr.	All-Big 12 Honorable Mention (listed alphabetically by school) Langston Love (Baylor), Yves Missi (Baylor), Dallin Hall (BYU), Spencer Johnson (BYU), Jaxson Robinson (BYU), Fousseyni Traore (BYU), Ibrahima Diallo (UCF), Darius Johnson (UCF), Jaylin Sellers (UCF), Aziz Bandaogo (Cincinnati), Dan Skillings Jr. (Cincinnati), Ja'Vier Francis (Houston), Emanuel Sharp (Houston), KJ Adams Jr. (Kansas), Johnny Furphy (Kansas), Dajuan Harris Jr. (Kansas), Arthur Kaluma (K-State),	Big 12 All-Newcomer Team RayJ Dennis, Baylor, G, Sr. * Keshon Gilbert, Iowa State, G, Jr. Hunter Dickinson, Kansas, C, Sr. Max Abmas, Texas, G, Sr. Darrion Williams, Texas Tech, G, So.
Freshman of the Year Ja'Kobe Walter, Baylor, G		Big 12 All-Freshman Team Yves Missi, Baylor, C Ja'Kobe Walter, Baylor, G, * Joseph Tugler, Houston, F Milan Momcilovic, Iowa State, F Johnny Furphy, Kansas, G
Sixth Man of the Year Jaxson Robinson, BYU, G, Sr.		
Most Improved Player of the Year Dylan Disu, Texas, F, Gr.		
Coach of the Year Kelvin Sampson, Houston		

* denotes unanimous selection

vs. Ranked		Big 12 in the Postseason	
Top 10	Top 25	NCAA Tournament	
1-2	6-3	Houston	Sweet 16
3-2	7-6	Iowa State	Sweet 16
1-3	5-5	Baylor	Second Round
1-3	7-5	Kansas	Second Round
1-2	4-5	Texas	Second Round
4-2	7-5	TCU	Second Round
1-6	3-9	BYU	First Round
2-2	4-7	Texas Tech	First Round
0-4	2-7		
3-1	4-8		
0-4	4-8		
1-3	3-9	NIT	
0-3	1-6	Cincinnati	Quarterfinals
1-2	2-6	UCF	First Round
		Kansas State	First Round

Final AP Poll - Apr. 9

Rk.	Team (1st Votes)	Record	Pts.
1	UConn (58)	37-3	1450
2	Purdue	34-5	1386
13	Alabama	25-12	1216
13	Houston	32-5	1216
5	Tennessee	27-9	1203
6	Illinois	29-9	1099
7	North Carolina	29-8	1046
8	Iowa State	29-8	1008
9	Duke	27-9	980
10	NC State	26-15	927
11	Marquette	27-10	827
12	Arizona	27-9	824
13	Creighton	25-10	800
14	Clemson	24-12	748
15	Gonzaga	27-8	683
16	Baylor	24-11	536
17	San Diego State	26-11	504
18	Auburn	27-8	465
19	Kansas	23-11	268
20	Kentucky	23-10	244
21	Saint Mary's	26-8	206
22	Utah State	28-7	183
23	Washington State	25-10	140
24	Dayton	25-8	119
25	South Carolina	26-8	110

RECEIVING VOTES: Texas A&M 87, Oregon 77, Colorado 75, **BYU 71**, **Texas 62**, James Madison 61, Seton Hall 39, Grand Canyon 37, Wisconsin 27, Northwestern 23, **Texas Tech 19**, Indiana St. 18, Miami 13, Michigan St. 12, Duquesne 9, Yale 7, Arkansas 6, New Mexico 6, Colorado St. 5, Maryland 5, Florida 4, Rutgers 2, Oakland 1, Nevada 1

Final Coaches Poll - Apr. 9

Rk.	Team (1st Votes)	Record	Pts.
1	UConn (31)	37-3	775
2	Purdue	34-5	744
3	Houston	32-5	651
4	Alabama	25-12	642
5	Tennessee	27-9	638
6	North Carolina	29-8	578
7	Illinois	29-9	561
8	Iowa State	29-8	539
9	Duke	27-9	521
10	Creighton	25-10	473
11	Marquette	27-10	457
12	Arizona	27-9	440
13	NC State	26-15	389
14	Baylor	24-11	330
15	Clemson	24-12	325
16	Gonzaga	27-8	312
17	Auburn	27-8	302
18	San Diego State	26-11	217
19	Kentucky	23-10	171
20	Utah State	28-7	164
21	Kansas	23-11	135
22	Saint Mary's	26-8	128
23	South Carolina	26-8	124
24	Washington State	25-10	62
25	Texas Tech	23-11	49

RECEIVING VOTES: **BYU 48**; Florida 44; Dayton 37; Colorado 35; Wisconsin 30; James Madison 30; Seton Hall 27; Indiana State 16; **Texas 15**; Michigan State 14; Texas A&M 13; Oregon 10; Oakland 10; Grand Canyon 9; Northwestern 5; Yale 2; Boise State 2; Nevada 1

Indicates conference opponent during 2023-24 season
Indicates new conference opponent for 2024-25 season

Big 12 Championship Results

First Round - Tue., Mar. 12
UCF 77, Oklahoma State 62
Cincinnati 90, West Virginia 85

Second Round - Wed., Mar. 13
BYU 87, UCF 73
TCU 77, Oklahoma 70
Kansas State 78, Texas 74
Cincinnati 72, Kansas 52

Quarterfinals - Thurs., Mar. 14
Texas Tech 81, BYU 67
Houston 60, TCU 45
Iowa State 76, Kansas State 57
Baylor 68, Cincinnati 56

Semifinals - Fri., Mar. 15
Houston 82, Texas Tech 59
Iowa State 76, Baylor 62

Final - Sat., Mar. 16
Iowa State 69, Houston 41

Weekly Honors

Week	Player of the Week
Week 1	Ja'Kobe Walter, Baylor, G, Fr.
Week 2	Hunter Dickinson, Kansas, C, Sr.
Week 3	Kevin McCullar Jr., KU, G, Gr.
Week 4	Emanuel Miller, TCU, F, Sr.
Week 5	Arthur Kaluma, Kansas State, F, Jr.
Week 6	Micah Peavy, TCU, G, Sr.
Week 7	Raequan Battle, West Virginia, G, Gr.
Week 8	Raequan Battle, West Virginia, G, Gr.
-	Pop Isaacs, Texas Tech, G, So.
Week 9	Hunter Dickinson, Kansas, C, Sr.
Week 10	Emanuel Miller, TCU, F, Sr.
Week 11	Jamal Shead, Houston, G, Sr.
Week 12	Emanuel Miller, TCU, F, Sr.
Week 13	Hunter Dickinson, Kansas, C, Sr.
Week 14	Dylan Disu, Texas, F, Gr.
Week 15	Jayden Nunn, Baylor, G, Jr.
Week 16	Tyler Perry, Kansas State, G, Sr.
Week 17	Tyrese Hunter, Texas, G, Jr.
-	Darrion Williams, Texas Tech, F, So.

Newcomer of the Week

Week	Newcomer of the Week
Week 1	Hunter Dickinson, Kansas, C, Sr.
Week 2	Hunter Dickinson, Kansas, C, Sr.
Week 3	Jaylin Sellers, UCF, G, Jr.
-	RayJ Dennis, Baylor, G, Sr.
Week 4	Chance McMillian, Texas Tech, G, Sr.
Week 5	Keshon Gilbert, Iowa State, G, Jr.
Week 6	Max Abmas, Texas, G, Gr.
Week 7	Raequan Battle, West Virginia, G, Gr.
Week 8	Keshon Gilbert, Iowa State, G, Jr.
Week 9	Hunter Dickinson, Kansas, C, Sr.
Week 10	Max Abmas, Texas, G, Gr.
Week 11	Arthur Kaluma, Kansas State, F, Jr.
Week 12	Chance McMillian, Texas Tech, G, Sr.
Week 13	Max Abmas, Texas, G, Gr.
Week 14	Yves Missi, Baylor, C, Fr.
Week 15	Jayden Nunn, Baylor, G, Jr.
Week 16	Chendall Weaver, Texas, G, So.
Week 17	Darrion Williams, Texas Tech, F, So.

2024-25 Newcomers & Departures

In

Out

Big 12 Conference 2023-24 Notes

- No. 1 seed Houston and No. 2 seed Iowa State advanced to the Sweet 16 in the NCAA Tournament, giving the Big 12 an all-time total of 53 Regional semifinal appearances. It marks the 19th time the Conference has advanced multiple teams.
- Including the 2023-24 season, seven Big 12 programs have competed in the Sweet 16 in the last five seasons the tournament was conducted (2019, 21-24) - Baylor, Iowa State, Houston, Kansas, K-State, Texas and Texas Tech.
- The Big 12's win percentage in the past five Regional semifinals (.583/7-5) is tied for the nation's best among A5 leagues. The Conference has 32 Regional final appearances all-time with at least one team in the last seven.
- The Big 12's Sweet 16 coaches - Kelvin Sampson (Oklahoma) and T.J. Otzelberger (Iowa State) - were two of the four finalists for the 2024 Werner Ladder Naismith College Coach of the Year.
- A Big 12 record and nation-high tying eight teams were selected for the 2024 NCAA Division I Men's Basketball Championship. Regular season titleholder Houston earned a No. 1 seed in its first year in the Conference while Iowa State, winner of the 2024 Phillips 66 Big 12 Men's Basketball Championship, was awarded a No. 2 seed. Other participants and seeds were No. 3. Baylor, No. 4. Kansas, No. 6. BYU, No. 6. Texas Tech, No. 7. Texas and No. 9. TCU.
- No. 2 seed Cincinnati, No. 4 seed UCF and K-State were chosen for the NIT, giving the Big 12 a nation-high total of 11 postseason teams, which is also a record for the Conference. With these three appearances, the Big 12 has 74 in its history with a record of 102-72 (.586).
- The Big 12 earned a No. 1 seed in the NCAA tournament for the fourth consecutive year and 16th season out of 27. Two teams are in the top two seed lines for the ninth occasion, including the third straight year.
- Including the eight this season, the Big 12 has made 157 appearances since 1996-97 in the NCAA tournament. The Conference has a record of 107-50 in the first round matchups and is 53-54 in 107 second round games.
- At least seven Big 12 teams played in the Big Dance for the eighth season since 2010, including seven of the last 10 tournaments conducted. The Big 12 has had six or more NCAA Championship teams in 10 of 27 years, including 11 seasons since 2012. From 2014-24, the Big 12 has 68 selections, the thirdbest total of any conference
- The Big 12 has captured two national championships in the previous four years with Baylor winning the 2021 title and Kansas bringing home the 2022 trophy.
- The Big 12 entered the NCAA Championship with the best NET ranking four consecutive years and nine of the past 11 years.

- In its first season as a Big 12 member, Houston captured the Big 12 regular season title and earned the top seed in the Championship. Kelvin Sampson is the first head coach to guide a program to regular season titles at two different Big 12 schools. He claimed a share of the 2004-05 championship while at Oklahoma.
- Sampson was named Big 12 Coach of the Year while Houston senior guard Jamal Sheard was named both Player and Defensive Player of the Year.
- In the Phillips 66 Big 12 Championship, No. 2 seed Iowa State beat No. 1 seed Houston to win its sixth Championship in six title game appearances. T.J. Otzelberger is the fourth different Cyclone coach to win the postseason trophy.
- The ISU program has beaten five different teams in the six final games to claim the crown. At least six Big 12 teams have recorded 20-plus wins in every complete season since 2006- 07 (16 seasons). The 2019-20 and 2020-21 seasons were reduced due to COVID. Ten teams reached the 20-win plateau in 2023-24.
- The Big 12 led or tied in the number of ranked teams for 16 weeks during the season.
- 44 of 126 conference games (34.9%) were decided by five or fewer points, the highest percentage of the six major leagues.
- The margin of victory in all conference games was 9.9 points, the smallest of the six major leagues.
- The Big 12 leads the nation with a .788 (156-42) non-conference win percentage.
- Baylor is 22-17 in the last 16 NCAA Championships trips, including a 19-11 record in the Scott Drew era. The Bears are the only team in the country to earn a top-three seed in the last four NCAA Tournaments.
- BYU finished the season with a program record 378 3-pointers. Its 1,087 attempts are also the most in a single season in program history
- UCF reached postseason for the fourth time over the last eight seasons, all under head coach Johnny Dawkins. The Knights also made their fourth NIT appearance and hosted a game for the first time since 2017.
- Houston advanced to the Sweet 16 for the fifth straight season and is 8-2 as a No. 1 seed.
- Houston has won at least 32 games for the fifth season.
- T.J. Otzelberger is the first Iowa State coach to take two Cyclone teams to the Sweet 16. The program earned its seventh Sweet 16 appearance in school history and improved to 23-22 all-time in NCAA tournament appearances.
- Kansas made its 51st NCAA tournament appearance. KU is 46-5 in the first round and holds a 112-50 record in the NCAA tournament all-time.

- K-State heads into 2024-25 having won 12 consecutive overtime games, including a D1 single season record seven this season.
- Oklahoma finished 2023-24 at 20-12, marking the first season since the 2015-16 Final Four campaign that the Sooners recorded 20 regular season victories. In addition, OU matched the 2016 squad with 14 home victories.
- Oklahoma State ended its campaign at 12-20. They have made at least one three-point shot in 795 consecutive games dating back to Jan. 13, 2001.
- TCU competed in the NCAA tournament for the third straight season for the first time in program history.
- Texas made its 38th NCAA tournament appearance. It is one of just seven schools nationally to appear in at least 22 of the last 25 NCAA tournaments and one of just six schools to appear in at least 30 of the last 35.
- Texas Tech played in the program's 20th NCAA Championship. Tech has an 11-6 record since 2016 in the tournament, including reaching the 2018 Elite 8, 2019 National Championship Final and 2022 Sweet 16.
- Darian DeVries, who led Drake to six consecutive 20-win seasons and has a career .732 winning percentage as a head coach, has been named the 23rd head men's basketball coach at West Virginia.

Big 12 Conference 2023-24 Ranking Summary

Week	Baylor	BYU	UCF	Cincinnati	Houston	Iowa State	Kansas	Kansas State	Oklahoma	Oklahoma State	TCU	Texas	Texas Tech	West Virginia
Preseason	20/17	-	-	-	7/6	-/RV	1/1	RV/RV	-	-	RV/RV	18/18	-	-
Week 2	15/13	RV/RV	-	-	6/6	RV/RV	1/1	-	-	-	RV/RV	19/17	-	-
Week 3	13/12	RV/RV	-	-	6/6	RV/RV	1/1	-/RV	RV/-	-	RV/RV	15/17	-	-
Week 4	9/9	19/19	-	RV/RV	6/5	RV/RV	5/6	RV/-	25/RV	-	RV/RV	16/18	-	-
Week 5	6/6	14/113	-	RV/RV	2/3	-/RV	2/3	-	19/22	-	RV/RV	12/16	-	-
Week 6	6/6	18/17	-	-/RV	4/3	RV/RV	2/2	RV/-	11/12	-	RV/RV	19/22	-	-
Week 7	10/10	17/15	-	-	3/3	RV/RV	2/2	-	7/8	-	RV/RV	19/22	-	-
Week 8	17/19	14/12	-	-	3/3	RV/RV	2/2	-	12/13	-	-/RV	21/24	-	-
Week 9	18/18	12/12	-	-	3/3	RV/RV	2/2	-	11/11	-	-/RV	20/22	-	-
Week 10	14/14	18/17	-	RV/RV	2/2	RV/RV	3/3	-	9/9	-	RV/RV	25/RV	RV/RV	-
Week 11	9/9	20/19	-	-	5/5	24/20	3/4	-	15/16	-	19/22	RV/RV	25/25	-
Week 12	15/14	21/19	-	-	4/4	23/18	7/8	RV/RV	11/13	-	RV/RV	RV/RV	20/21	-
Week 13	18/18	22/21	-	-	4/4	12/11	8/9	-	23/24	-	25/25	RV/RV	15/15	-
Week 14	13/13	21/19	-	-	5/5	14/14	4/4	-	RV/RV	-	RV/RV	RV/RV	23/23	-
Week 15	12/13	19/17	-	-	3/3	10/10	6/7	-	25/21	-	RV/RV	RV/-	RV/RV	-
Week 16	11/11	25/21	-	-	2/2	6/6	9/10	-	-/RV	-	RV/25	-	23/23	-
Week 17	15/14	RV/RV	-	-	1/1	8/6	7/9	-	RV/RV	-	RV/RV	-	RV/RV	-
Week 18	11/11	20/23	-	-	1/1	6/6	14/15	-	-/RV	-	-/RV	RV/-	RV/RV	-
Week 19	14/13	20/21	-	-	1/1	7/8	16/17	-	-/RV	-	-	RV/-	25/23	-
Week 20	14/13	21/21	-	-	2/2	4/4	17/20	-	-	-	-	RV/-	22/22	-
Final	16/14	RV/RV	-	-	13/3	8/8	19/21	-	-	-	-	RV/RV	RV/25	-

Rankings are listed as AP/USA Today; Final AP and Coaches polls were released on Apr. 9



History and Records

2024-25 UCF Men's Basketball



Annual Results

YEAR	HEAD COACH	OVERALL	CONFERENCE	RECORD	FINISH	POSTSEASON
<i>Club Level</i>						
1969-70	Torchy Clark	11-3	-	-		
<i>NCAA Division II</i>						
1970-71	Torchy Clark	17-9	-	-		
1971-72	Torchy Clark	20-6	-	-		
1972-73	Torchy Clark	19-7	-	-		
1973-74	Torchy Clark	16-8	-	-		
1974-75	Torchy Clark	14-10	-	-		
1975-76	Torchy Clark	20-5	Sunshine State	10-0	1st	1976 NCAA Southeast Regional
1976-77	Torchy Clark	24-2	Sunshine State	8-2	1st	1977 NCAA Southeast Regional
1977-78	Torchy Clark	26-4	Sunshine State	10-0	1st	1978 NCAA Final Four
1978-79	Torchy Clark	19-7	Sunshine State	7-3	2nd	
1979-80	Torchy Clark	25-4	Sunshine State	8-2	2nd	1980 NCAA South Regional
1980-81	Torchy Clark	23-5	Sunshine State	9-1	1st	1981 NCAA South Regional
1981-82	Torchy Clark	21-8	Sunshine State	9-3	1st	1982 NCAA South/Central Regional
1982-83	Torchy Clark	19-9	Sunshine State	10-2	2nd	
1983-84	Chuck Machock	15-13	Sunshine State	9-3	1st	
<i>NCAA Division I</i>						
1984-85	Chuck Machock	10-18	-	-		
1985-86	Phil Carter	6-22	-	-		
1986-87	Phil Carter	12-15	-	-		
1987-88	Phil Carter	9-19	-	-		
1988-89	Phil Carter	7-20	-	-		
1989-90	Joe Dean	7-21	-	-		
1990-91	Joe Dean	10-17	American South	3-9	6th	
1991-92	Joe Dean	10-18	Sun Belt	3-13	10th	
1992-93	Joe Dean	10-17	-	-		
1993-94	Kirk Speraw	21-9	Atlantic Sun	11-5	2nd	1994 NCAA Tournament First Round
1994-95	Kirk Speraw	11-16	Atlantic Sun	7-9	5th	
1995-96	Kirk Speraw	11-19	Atlantic Sun	6-10	3rd (East)	1996 NCAA Tournament First Round
1996-97	Kirk Speraw	7-19	Atlantic Sun	4-12	6th (East)	
1997-98	Kirk Speraw	17-11	Atlantic Sun	11-5	3rd (East)	
1998-99	Kirk Speraw	19-10	Atlantic Sun	13-3	2nd	
1999-00	Kirk Speraw	14-18	Atlantic Sun	10-8	2nd	
2000-01	Kirk Speraw	8-23	Atlantic Sun	3-15	10th	
2001-02	Kirk Speraw	17-12	Atlantic Sun	12-8	4th	
2002-03	Kirk Speraw	21-11	Atlantic Sun	11-5	3rd (South)	
2003-04	Kirk Speraw	25-6	Atlantic Sun	17-3	2nd	2004 NCAA Tournament First Round
2004-05	Kirk Speraw	24-9	Atlantic Sun	13-7	1st	2005 NCAA Tournament First Round
2005-06	Kirk Speraw	14-15	Conference USA	7-7	5th	
2006-07	Kirk Speraw	22-9	Conference USA	11-5	2nd	
2007-08	Kirk Speraw	16-15	Conference USA	9-7	4th	
2008-09*	Kirk Speraw	0-14	Conference USA	0-9	---	
2009-10*	Kirk Speraw	0-17	Conference USA	0-10	---	
2010-11*	Donnie Jones	0-12	Conference USA	0-10	---	
2011-12	Donnie Jones	22-11	Conference USA	10-6	3rd	2012 NIT First Round
2012-13	Donnie Jones	20-11	Conference USA	9-7	4th	
2013-14	Donnie Jones	13-18	The American	4-14	9th	
2014-15	Donnie Jones	12-18	The American	5-13	9th	
2015-16	Donnie Jones	12-18	The American	6-12	8th	
2016-17	Johnny Dawkins	24-12	The American	11-7	4th	2017 NIT Semifinals
2017-18	Johnny Dawkins	19-13	The American	9-9	6th	
2018-19	Johnny Dawkins	24-9	The American	13-5	T-3rd	2019 NCAA Tournament Second Round
2019-20	Johnny Dawkins	16-14	The American	7-11	T-8th	
2020-21	Johnny Dawkins	11-12	The American	8-10	6th	
2021-22	Johnny Dawkins	18-12	The American	9-9	6th	
2022-23	Johnny Dawkins	19-15	The American	8-10	7th	2023 NIT Second Round
2023-24	Johnny Dawkins	17-16	Big 12	7-11	12th	2024 NIT First Round
TOTALS*	55 SEASONS	844-691		337-300		

* 2008-09 (17-14, 7-9 C-USA), 2009-10 (15-17, 6-10 C-USA), 2010-11 (21-12, 6-10 C-USA, CBI Semifinals) victories vacated due to NCAA sanctions

Annual Results

Year	Team	G	FG-FGA	Pct	3FG-A	Pct	FT-FTA	Pct	Reb	Avg	PF	A	TO	Blk	Stl	Pts	Avg
2023-24	UCF	33	817-1945	.420	225-698	.322	507-723	.701	1243	37.7	601	375	413	165	287	2366	71.7
(17-16)	Opp	33	741-1800	.412	242-712	.340	518-711	.729	1140	34.5	597	427	469	113	224	2242	67.9
2022-23	UCF	34	848-1980	.428	295-835	.353	441-572	.771	1190	35.0	566	469	452	129	261	2432	71.5
(19-15)	Opp	34	779-1855	.420	221-720	.307	449-620	.724	1130	33.2	554	416	504	97	229	2228	65.5
2021-22	UCF	30	740-1748	.423	264-754	.350	351-499	.703	1057	35.2	471	435	391	111	210	2095	69.8
(18-12)	Opp	30	724-1713	.423	221-708	.312	376-510	.737	1068	35.6	488	398	424	99	214	2045	68.2
2020-21	UCF	23	542-1262	.429	180-507	.355	282-387	.729	765	33.3	389	285	340	79	157	1546	67.2
(11-12)	Opp	23	564-1311	.430	165-504	.327	304-440	.691	801	34.8	378	321	307	61	159	1597	69.4
2019-20	UCF	30	739-1713	.431	213-659	.323	376-529	.711	1039	34.6	498	404	414	87	195	2067	68.9
(16-14)	Opp	30	727-1731	.420	202-637	.317	381-509	.749	1068	35.6	537	422	429	77	205	2037	67.9
2018-19	UCF	33	819-1763	.465	229-628	.365	518-798	.649	1215	36.8	554	439	392	150	189	2385	72.3
(24-9)	Opp	33	764-1938	.394	233-744	.313	367-565	.650	1142	34.6	699	409	400	92	190	2128	64.5
2017-18	UCF	32	690-1627	.424	177-538	.329	450-702	.641	1108	34.6	488	339	431	111	169	2007	62.7
(19-13)	Opp	32	718-1790	.401	201-608	.331	338-469	.721	1085	33.9	625	401	394	122	201	1975	61.7
2016-17	UCF	36	825-1898	.435	263-748	.352	501-758	.661	1468	40.8	548	400	525	145	144	2414	67.1
(24-12)	Opp	36	793-2175	.365	273-873	.313	343-485	.707	1173	32.6	708	483	351	103	231	2202	61.2
2015-16	UCF	30	715-1664	.430	207-651	.318	425-619	.687	1165	38.8	468	379	440	141	137	2062	68.7
(12-18)	Opp	30	799-1925	.415	217-671	.323	332-483	.687	1089	36.3	554	440	278	92	224	2147	71.6
2014-15	UCF	30	704-1621	.434	202-577	.350	371-577	.643	997	33.2	470	369	390	128	155	1981	66.0
(12-18)	Opp	30	825-1809	.456	195-552	.353	306-494	.619	1102	36.7	513	453	312	119	202	2153	71.8
2013-14	UCF	31	803-1831	.439	215-642	.335	432-704	.614	1184	38.2	556	389	424	137	213	2253	72.7
(13-18)	Opp	31	835-1818	.459	191-548	.349	420-644	.652	1085	35.0	606	455	369	150	236	2281	73.6
2012-13	UCF	31	768-1695	.453	220-616	.357	438-680	.644	1134	36.6	436	431	427	141	233	2194	70.8
(20-11)	Opp	31	785-1840	.427	190-605	.314	319-467	.683	1061	34.2	571	442	394	93	238	2079	67.1
2012-13	UCF	31	768-1695	.453	220-616	.357	438-680	.644	1134	36.6	436	431	427	141	233	2194	70.8
(20-11)	Opp	31	785-1840	.427	190-605	.314	319-467	.683	1061	34.2	571	442	394	93	238	2079	67.1
2011-12	UCF	33	768-1777	.432	178-382	.301	178-592	.301	1197	36.3	552	375	417	142	208	2166	65.6
(22-11)	Opp	33	764-1814	.421	190-608	.313	378-573	.660	1105	33.5	651	432	410	106	187	2096	63.5
2010-11*	UCF	33	767-1690	.454	195-582	.335	542-785	.690	1153	34.9	575	405	454	190	200	2271	68.8
(0-12)	Opp	33	751-1832	.410	190-538	.353	388-592	.655	1079	32.7	664	405	427	105	227	2080	63.0
2009-10*	UCF	32	758-1716	.442	178-526	.338	439-644	.682	1052	32.9	599	474	457	95	248	2133	66.7
(0-17)	Opp	32	750-1708	.439	212-607	.349	472-694	.680	1088	34.0	594	415	457	114	234	2184	68.2
2008-09*	UCF	31	784-1756	.446	222-637	.349	432-578	.747	1072	34.6	612	478	445	88	213	2222	71.7
(0-14)	Opp	31	727-1678	.433	220-640	.344	492-715	.688	1013	32.7	579	401	439	92	232	2166	69.9
2007-08	UCF	31	788-1746	.451	231-636	.363	462-650	.711	1083	34.9	621	469	433	109	237	2269	73.2
(16-15)	Opp	31	709-1703	.416	223-664	.336	498-718	.694	1052	33.9	579	384	464	118	183	2139	69.0
2006-07	UCF	31	762-1621	.470	239-606	.394	495-684	.724	1078	34.8	607	467	483	108	237	2258	72.8
(22-9)	Opp	31	679-1662	.409	213-642	.332	449-634	.708	975	31.5	604	392	463	89	225	2020	65.2
2005-06	UCF	29	655-1509	.434	206-565	.365	320-498	.643	999	34.4	554	420	455	108	186	1836	63.3
(14-15)	Opp	29	625-1511	.414	160-487	.329	429-622	.690	939	32.4	485	363	380	75	225	1839	63.4
2004-05	UCF	33	784-1702	.461	283-759	.373	453-651	.696	1174	35.6	622	512	496	143	222	2304	69.8
(24-9)	Opp	33	744-1751	.425	196-571	.343	468-696	.672	991	30.0	603	369	397	89	260	2152	65.2
2003-04	UCF	31	792-1732	.457	232-658	.353	365-510	.716	1129	36.4	574	520	473	141	279	2181	70.4
(25-6)	Opp	31	655-1648	.397	194-594	.327	412-608	.678	989	31.9	541	359	489	75	244	1916	61.8
2002-03	UCF	32	806-1790	.450	203-577	.352	477-653	.730	1166	36.4	604	448	501	101	259	2292	71.6
(21-11)	Opp	32	730-1725	.423	191-576	.332	453-654	.693	993	31.0	585	409	498	90	245	2104	65.8
2001-02	UCF	29	817-1739	.470	200-492	.407	415-587	.707	1068	36.8	554	429	443	105	248	2249	77.6
(17-12)	Opp	29	705-1718	.410	214-632	.339	446-646	.690	1062	36.6	527	423	456	76	182	2070	71.4
2000-01	UCF	31	795-1846	.431	194-608	.319	398-581	.685	1096	35.4	583	420	469	109	240	2182	70.4
(8-23)	Opp	31	809-1791	.452	219-644	.340	465-658	.707	1130	36.5	548	478	478	120	221	2302	74.3
1999-00	UCF	32	837-1854	.451	233-586	.398	386-608	.635	1132	35.4	590	473	486	119	233	2293	71.7
(14-18)	Opp	32	814-1902	.438	206-597	.345	486-687	.707	1184	37.0	549	463	467	107	235	2320	72.5
1998-99	UCF	29	762-1640	.465	184-510	.361	399-564	.707	1073	37.0	529	419	501	100	204	2107	72.7
(19-10)	Opp	29	707-1720	.411	164-552	.297	431-629	.685	988	34.1	507	385	427	76	237	2009	69.3
1997-98	UCF	28	788-1675	.470	137-391	.350	417-630	.662	1071	38.3	591	429	469	116	258	2130	76.1
(17-11)	Opp	28	700-1632	.429	159-483	.329	439-690	.636	982	35.1	540	365	481	73	247	1998	71.4

Annual Results

Year	Team	G	FG-FGA	Pct	3FG-A	Pct	FT-FTA	Pct	Reb	Avg	PF	A	TO	Blk	Stl	Pts	Avg
1996-97	UCF	26	632-1558	.406	178-536	.332	348-521	.668	954	36.7	557	310	465	72	162	1790	68.8
(7-19)	Opp	26	682-1523	.448	166-445	.373	459-675	.680	991	38.1	497	344	427	67	224	1989	76.5
1995-96	UCF	30	797-1757	.454	201-561	.358	448-629	.712	1110	37.0	653	445	553	103	175	2243	74.8
(11-19)	Opp	30	815-1895	.430	215-591	.364	550-803	.685	1150	38.3	578	438	421	97	303	2395	79.8
1994-95	UCF	27	774-1710	.453	142-405	.351	347-529	.656	1076	39.9	569	420	464	99	184	2037	75.4
(11-16)	Opp	27	736-1703	.432	182-491	.371	450-684	.658	1047	38.8	503	392	401	79	231	2104	77.9
1993-94	UCF	30	883-1888	.468	141-413	.341	511-752	.680	1210	40.3	609	469	445	113	214	2418	80.6
(21-9)	Opp	30	837-1889	.443	192-520	.369	452-699	.647	1090	36.3	631	454	457	96	229	2318	77.3
1992-93	UCF	27	742-1557	.477	142-394	.360	445-659	.675	940	34.8	460	399	428	59	170	2071	76.7
(10-17)	Opp	27	788-1672	.471	185-495	.374	390-565	.690	971	36.0	519	406	402	78	240	2151	79.7
1991-92	UCF	28	776-1713	.453	158-429	.368	398-621	.641	1032	36.9	494	444	483	91	193	2108	75.3
(10-18)	Opp	28	861-1813	.475	153-375	.408	381-568	.671	1078	38.5	544	445	432	81	256	2256	80.6
1990-91	UCF	27	734-1628	.451	175-478	.366	412-617	.668	1026	38.0	524	408	482	67	210	2055	76.1
(10-17)	Opp	27	785-1689	.465	150-420	.357	418-639	.654	1017	37.7	539	393	417	74	250	2138	79.2
1989-90	UCF	28	690-1690	.408	164-450	.364	379-574	.660	1126	40.2	507	428	480	73	147	1923	68.7
(7-21)	Opp	28	815-1787	.456	195-473	.412	362-555	.652	1078	38.5	509	453	357	85	238	2187	78.1
1988-89	UCF	27	801-1633	.491	71-189	.376	325-507	.641	967	35.8	517	414	446	75	143	1998	74.0
(7-20)	Opp	27	847-1711	.495	165-381	.433	418-602	.694	936	34.7	482	396	438	70	239	2277	84.3
1987-88	UCF	28	825-1741	.474	86-236	.364	421-617	.683	1000	35.7	591	394	509	59	219	2159	77.1
(9-19)	Opp	28	892-1755	.508	136-303	.419	485-701	.692	1049	37.5	571	410	445	70	269	2405	85.9
1986-87	UCF	27	723-1563	.463	113-309	.366	362-535	.677	942	34.9	452	360	456	106	180	1921	71.2
(12-15)	Opp	27	818-1731	.473	80-233	.343	291-413	.705	969	35.9	507	381	394	73	219	2008	74.4
1985-86	UCF	28	710-1537	.462			424-603	.703	830	29.3	527	328	499	47	211	1844	65.9
(6-22)	Opp	28	861-1638	.526			405-581	.697	945	33.8	543	466	435	92	225	2126	75.9
1984-85	UCF	28	664-1468	.453			396-590	.671	898	32.1	507	249	474	74	191	1724	61.6
(10-18)	Opp	28	768-1620	.474			419-575	.729	976	34.9	519	428	399	78	193	1955	69.8
1983-84	UCF	28	740-1534	.482			344-534	.644	1054	37.6	534	276	458	105	235	1824	65.1
(15-13)	Opp	28	651-1450	.449			387-576	.672	918	32.8	525	324	474	54	218	1689	60.3
1982-83	UCF	28	845-1620	.528			431-617	.703	1031	37.2	467	289	366	97	224	2120	75.8
(19-9)	Opp	28	813-1697	.479			308-428	.719	934	32.9	554	260	465	92	180	1934	69.1
1981-82	UCF	29	959-1848	.519			415-619	.670	1196	41.2	552	390	497	113	349	2333	80.4
(21-8)	Opp	29	801-1757	.456			365-558	.654	1046	36.1	549	336	570	52	211	1967	67.8
1980-81	UCF	28	880-1756	.501			470-676	.695	1217	43.5	526	325	460	79	268	2230	79.6
(23-5)	Opp	28	741-1651	.449			377-557	.677	955	34.1	574	311	486	49	206	1859	66.4
1979-80	UCF	29	1095-2075	.528			470-635	.740	1277	44.0	566	435	495	110	366	2660	91.7
(25-4)	Opp	29	860-1875	.459			364-525	.693	1044	36.0	560	331	578	66	213	2090	72.0
1978-79	UCF	26	975-2022	.482			500-663	.754	1208	46.5	525	403	429	104	256	2450	94.2
(19-7)	Opp	26	920-1847	.498			382-554	.702	1091	41.9	569	425	515	67	182	2222	85.5
1977-78	UCF	30	998-1983	.503			508-717	.709	1291	43.0	563	399	538	113	380	2504	83.5
(26-4)	Opp	30	872-2023	.431			344-512	.672	1222	40.7	656	345	549	64	221	2088	69.6
1976-77	UCF	28	1048-1982	.528			422-584	.722	1158	41.3		372	462		291	2518	89.9
(24-4)	Opp	28	894-1971	.453			305-440	.693	957	34.1		367	510		213	2097	74.8
1975-76	UCF	25	975-1922	.507			424-557	.761	1069	42.8		317	402		212	2370	94.8
(20-5)	Opp	25	805-1794	.449			349-523	.667	866	34.6		275	395		122	1959	78.4
1974-75	UCF	24	773-1567	.493			345-470	.734	840	35.0		213	474		251	1891	79.0
(14-10)	Opp	24	767-1654	.462			253-381	.664	795	33.1						1787	74.5
1973-74	UCF	24	874-1807	.484			278-396	.702	954	39.8		300	414		258	2026	84.4
(16-8)	Opp	24														1764	73.5
1972-73	UCF	26	911-2050	.444			286-422	.677	1011	38.9		392	453		296	2108	81.1
(19-7)	Opp	26	836-1900	.444			310-440	.705								1982	76.2
1971-72	UCF	26	912-1819	.503			443-675	.666	1223	47.0		493	479		345	2269	87.3
(20-6)	Opp	26														2070	79.6
1970-71	UCF	26	987-2008	.493			499-734	.680	1039	40.0		328	403			2473	95.1
(17-9)	Opp	26														2053	79.0
1969-70	Statistics Not Available																
(11-3)																	

* 2008-09 (17-14, 7-9 C-USA), 2009-10 (15-17, 6-10 C-USA), 2010-11 (21-12, 6-10 C-USA, CBI Semifinals) victories vacated due to NCAA sanctions

Annual Leaders

ANNUAL SCORING AVERAGE LEADERS

1969-70	Mike Clark	24.4
1970-71	Mike Clark	27.6
1971-72	Mike Clark	23.3
1972-73	Arnett Hall	20.2
1973-74	Arnett Hall	20.7
1974-75	Bennie Shaw	25.4
1975-76	Bennie Shaw	25.4
1976-77	Bo Clark	28.8
1977-78	Jerry Prather	21.0
1978-79	Bo Clark	31.6
1979-80	Bo Clark	26.8
1980-81	Roland Ebron	15.2
1981-82	Willie Edison	17.7
1982-83	Dan Faison	16.7
1983-84	Dan Faison	15.1
1984-85	Stan Kimbrough	18.1
1985-86	Pat Crocklin	11.7
1986-87	Pat Crocklin	13.3
1987-88	Ben Morton	15.6
1988-89	Ken Leeks	14.7
1989-90	Ken Leeks	15.0
1990-91	Ken Leeks	17.5
1991-92	Ken Leeks	18.5
1992-93	Darryl Davis	18.1
1993-94	Ochiel Swaby	18.3
1994-95	Ochiel Swaby	19.0
1995-96	Harry Kennedy	17.2
1996-97	Harry Kennedy	17.5
1997-98	Mark Jones	20.8
1998-99	Brad Traina	16.7
1999-00	D'Quarius Stewart	16.1
2000-01	Paul Reed	14.0
2001-02	Paul Reed	13.8
2002-03	Ray Abellard	16.3
2003-04	Dexter Lyons	18.3
2004-05	Gary Johnson	13.6
2005-06	Josh Peppers	13.7
2006-07	Josh Peppers	14.3
2007-08	Jermaine Taylor	20.8
2008-09	Jermaine Taylor	26.2
2009-10	Isaac Sosa	10.3
2010-11	Marcus Jordan	15.2
2011-12	Keith Clanton	14.5
2012-13	Isaiah Sykes	16.0
2013-14	Isaiah Sykes	17.2
2014-15	B.J. Taylor	12.8
2015-16	A.J. Davis	12.0
2016-17	B.J. Taylor	17.4
2017-18	B.J. Taylor	15.9
2018-19	B.J. Taylor	15.9
2019-20	Collin Smith	12.6
2020-21	Darius Perry	14.7
2021-22	Darin Green Jr.	13.3
2022-23	Taylor Hendricks	15.1
2023-24	Jaylin Sellers	15.9

ANNUAL FIELD GOAL PERCENTAGE LEADERS

1969-70	---	---
1970-71	Mike Malone	.586
1971-72	Mike Clark	.568
1972-73	Willy Belotte	.496
1973-74	Willy Belotte	.556
1974-75	Jerry Prather	.557
1975-76	Jerry Prather	.580
1976-77	Jerry Prather	.590
1977-78	Jerry Prather	.587
1978-79	Wil Nix	.537
1979-80	Gerald Jones	.597
1980-81	Roland Ebron	.537
1981-82	Willie Edison	.668
1982-83	Larry Gowins	.618
1983-84	Larry Gowins	.556
1984-85	Stan Kimbrough	.496
1985-86	Tony Marini	.552
1986-87	Pat Crocklin	.560
1987-88	Ben Morton	.578
1988-89	Ken Leeks	.597
1989-90	Ken Leeks	.505
1990-91	Ken Leeks	.569
1991-92	Ken Leeks	.583
1992-93	Victor Saxton	.571
1993-94	Victor Saxton	.504
1994-95	Ted Portee	.549
1995-96	Howard Porter	.582
1996-97	Scott White	.522
1997-98	Davin Granberry	.672
1998-99	Beronti Simms	.526
1999-00	Roy Leath	.567
2000-01	Mario Lovett	.515
2001-02	Joey Graham	.510
2002-03	Ed Dotson	.494
2003-04	Roberto Morentin	.553
2004-05	Anthony Williams	.542
2005-06	Justin Rose	.472
2006-07	Dave Noel	.500
2007-08	Stanley Billings	.530
2008-09	Kenrick Zondervan	.572
2009-10	A.J. Tyler	.484
2010-11	Keith Clanton	.529
2011-12	Isaiah Sykes	.545
2012-13	Keith Clanton	.535
2013-14	Isaiah Sykes	.475
2014-15	Staphon Blair	.609
2015-16	Tacko Fall	.750
2016-17	Tacko Fall	.715
2017-18	Tacko Fall	.767
2018-19	Tacko Fall	.748
2019-20	Cesar DeJesus	.504
2020-21	Isaiah Adams	.466
2021-22	Cheikh Mbacke Diong	.588
2022-23	Taylor Hendricks	.478
2023-24	Omar Payne	.567

ANNUAL 3-POINT PERCENTAGE LEADERS

1986-87	Chris Wallen	.395
1987-88	Marty Collier	.396
1988-89	Edsel Bester	.490
1989-90	Edsel Bester	.469
1990-91	Tommy Tormohlen	.424
1991-92	Sinua Phillips	.402
1992-93	Darryl Davis	.469
1993-94	Darryl Davis	.432
1994-95	Patrick Butts	.429
1995-96	Harry Kennedy	.398
1996-97	D'Quarius Stewart	.418
1997-98	Brad Traina	.398
1998-99	Jason Thornton	.430
1999-00	Jason Thornton	.495
2000-01	Stephen Graham	.448
2001-02	Ray Abellard	.462
2002-03	Ray Abellard	.406
2003-04	Rob Ross	.470
2004-05	Gary Johnson	.415
2005-06	Troy Lindbeck	.402
2006-07	Mike O'Donnell	.430
2007-08	Dave Noel	.455
2008-09	Isaac Sosa	.452
2009-10	Isaac Sosa	.427
2010-11	Isaac Sosa	.392
2011-12	Keith Clanton	.336
2012-13	Kasey Wilson	.500
2013-14	Matt Williams	.384
2014-15	Adonys Henriquez	.394
2015-16	Daiquan Walker	.371
2016-17	Nick Banyard	.471
2017-18	B.J. Taylor	.388
	Djordjije Mumin	.388
2018-19	Terrell Allen	.406
2019-20	Darin Green Jr.	.417
2020-21	Brandon Mahan	.438
2021-22	Darin Green Jr.	.385
2022-23	Taylor Hendricks	.394
2023-24	Darius Johnson	.394

*minimum 75% games played, 1.5 3pm/gm.



B.J. TAYLOR



TACKO FALL



NICK BANYARD

ANNUAL FREE THROW PERCENTAGE LEADERS

1969-70	Mike Clark	.867
1970-71	Mike Lalone	.847
1971-72	Mike Clark	.728
1972-73	Arnett Hall	.793
1973-74	Ed Smith	.677
1974-75	Bennie Shaw	.741
1975-76	Bo Clark	.851
1976-77	Bo Clark	.837
1977-78	Pete Krull	.819
1978-79	Cleveland Jackson	.875
1979-80	Gerald Jones	.820
1980-81	Jim Ferrell	.864
1981-82	Willie Edison	.775
1982-83	Ronnie Thornton	.690
1983-84	Greg Brown	.794
1984-85	Julian Butler	.811
1985-86	Sam Alexander	.742
1986-87	Stan Haithcock	.920
1987-88	Fred Crawford	.754
1988-89	Edsel Bester	.736
1989-90	Bob Blackwood	.861
1990-91	Anthony Haynes	.747
1991-92	Ray Carter	.683
1992-93	Victor Saxton	.776
1993-94	Ochiel Swaby	.809
1994-95	Patrick Butts	.744
1995-96	Eric Riggs	.863
1996-97	Harry Kennedy	.814
1997-98	D'Quarius Stewart	.790
1998-99	Beronti Simms	.867
1999-00	Jason Thornton	.864
2000-01	Jason Thornton	.889
2001-02	Stephen Graham	.804
2002-03	Ray Abellard	.839
2003-04	Roberto Morentin	.780
2004-05	Gary Johnson	.814
2005-06	Mike O'Donnell	.791
2006-07	Dave Noel	.854
2007-08	Mike O'Donnell	.803
2008-09	Jermaine Taylor	.812
2009-10	Taylor Young	.806
2010-11	Marcus Jordan	.775
2011-12	Marcus Jordan	.716
2012-13	Tristan Spurlock	.762
2013-14	Tristan Spurlock	.753
2014-15	Adonys Henriquez	.786
2015-16	Chance McSpadden	.824
2016-17	Matt Williams	.811
2017-18	Cesar DeJesus	.742
2018-19	Aubrey Dawkins	.835
2019-20	Darin Green Jr.	.833
2020-21	Brandon Mahan	.906
2021-22	Brandon Mahan	.889
2022-23	C.J. Kelly	.813
2023-24	Jaylin Sellers	.829

ANNUAL REBOUND AVERAGE LEADERS

1969-70	---	---
1970-71	Don Mathis	9.1
1971-72	Ed Fluitt	14.0
1972-73	Ed Smith	10.5
1973-74	Ed Smith	9.3
1974-75	Willy Belotte	8.9
1975-76	Jerry Prather	8.6
1976-77	Lee Riley	9.0
1977-78	Jerry Prather	8.2
1978-79	Wil Nix	9.9
1979-80	Ruben Cotton	11.0
1980-81	Dean Rossin	10.7
1981-82	Ronnie Thornton	8.0
1982-83	Larry Gowins	6.8
1983-84	Dan Faison	8.4
1984-85	Dan Faison	8.0
1985-86	Tony Marini	5.9
1986-87	John Friday	6.7
1987-88	Fred Crawford	8.6
1988-89	Ken Leeks	7.4
1989-90	Ken Leeks	9.0
1990-91	Ken Leeks	9.9
1991-92	Ken Leeks	8.7
1992-93	James Walker	7.8
1993-94	James Walker	7.5
1994-95	Howard Porter	6.9
1995-96	Howard Porter	7.0
1996-97	Mario Lovett	5.5
1997-98	Mark Jones	7.2
1998-99	Mario Lovett	6.3
1999-00	Paul Reed	6.5
2000-01	Paul Reed	7.4
2001-02	Paul Reed	8.9
2002-03	Ed Dotson	5.9
2003-04	Roberto Morentin	6.9
2004-05	Anthony Williams	5.6
2005-06	Justin Rose	5.7
2006-07	Lavell Payne	5.5
2007-08	Tony Davis	5.9
2008-09	Tony Davis	6.8
2009-10	Keith Clanton	6.8
2010-11	Keith Clanton	7.7
2011-12	Keith Clanton	8.1
2012-13	Keith Clanton	8.5
2013-14	Isaiah Sykes	7.2
2014-15	Staphon Blair	5.2
2015-16	A.J. Davis	6.0
2016-17	Tacko Fall	9.5
2017-18	A.J. Davis	7.6
2018-19	Tacko Fall	7.6
2019-20	Dazon Ingram	6.9
2020-21	Brandon Mahan	5.0
2021-22	C.J. Walker	5.0
2021-22	Cheikh Mbacke Diong	6.0
2022-23	Taylor Hendricks	7.0
2023-24	Ibrahima Diallo	5.6

ANNUAL ASSIST AVERAGE LEADERS

1969-70	---	---
1970-71	Mike Clark	3.4
1971-72	Mike Clark	5.9
1972-73	Mike Clark	5.9
1973-74	Angelo Collins	3.1
1974-75	Bennie Shaw	2.4
1975-76	Bennie Shaw	3.5
1976-77	Calvin Lingelbach	4.9
1977-78	Cleveland Jackson	4.0
1978-79	Cleveland Jackson	5.6
1979-80	Gerald Jones	3.9
1980-81	Jim Beachum	3.3
1981-82	Eddie Rhodes	4.0
1982-83	Terrence Stanley	3.6
1983-84	Aundre Reid	3.4
1984-85	Stan Kimbrough	2.3
1985-86	Chris Wallen	2.0
1986-87	Bryant Woodford	3.1
1987-88	Bryant Woodford	2.8
1988-89	Bob Blackwood	3.1
1989-90	Anthony Haynes	4.9
1990-91	Sinua Phillips	4.9
1991-92	Sinua Phillips	6.5
1992-93	Sinua Phillips	4.7
1993-94	Sinua Phillips	3.1
1994-95	Patrick Butts	3.7
1995-96	Stacey Castle	5.0
1996-97	Cory Perry	3.2
1997-98	Cory Perry	5.1
1998-99	Cory Perry	5.3
1999-00	Cory Perry	4.3
2000-01	Al Miller	4.8
2001-02	Al Miller	3.2
2002-03	Marius Boyd	3.3
2003-04	Gary Johnson	4.2
2004-05	Kingsley Edwards	4.2
2005-06	Mike O'Donnell	4.0
2006-07	Mike O'Donnell	3.7
2007-08	Chip Cartwright	3.5
2008-09*	---	---
2009-10*	---	---
2010-11	Marcus Jordan	3.3
2011-12	A.J. Rompza	4.4
2012-13	Isaiah Sykes	4.5
2013-14	Isaiah Sykes	3.5
2014-15	Brandon Goodwin	2.9
2015-16	Daiquan Walker	3.8
2016-17	B.J. Taylor	3.5
2017-18	B.J. Taylor	3.2
2018-19	Terrell Allen	4.3
2019-20	Dazon Ingram	3.8
2020-21	Darius Perry	3.4
2021-22	Darius Perry	4.4
2022-23	Darius Johnson	3.1
2023-24	Darius Johnson	3.7

* 2008-09 and 2009-10 assist leader (A.J. Rompza: 5.2, 2008-09; 4.6, 2009-10) statistics vacated due to NCAA sanctions



BRANDON MAHAN



TAYLOR HENDRICKS




DARIUS PERRY

Coaching History



TORCHY CLARK

1969-1983
274-89



CHUCK MACHOCK

1983-85
24-81



PHIL CARTER

1985-89
37-73



JOE DEAN

1989-93
37-73



KIRK SPERAW

1993-2010
247-233*



DONNIE JONES

2010-2016
79-88*



JOHNNY DAWKINS

2016-present
148-103

Coaching History Quick View

Coach	Yrs.	Wins	Win %
Torchy Clark *	14	274	.755
Kirk Speraw	17	247*	.515
Johnny Dawkins	8	148	.590
Donnie Jones	6	79*	.473
Joe Dean	4	37	.336
Phil Carter	4	37	.336
Chuck Machock *	2	24	.222

* - 2008-09 (17-14, 7-9 C-USA), 2009-10 (15-17, 6-10 C-USA), 2010-11 (21-12, 6-10 C-USA, CBI Semifinals) victories vacated due to NCAA sanctions

** - Coached during DII era

* 2008-09 (17-14, 7-9 C-USA), 2009-10 (15-17, 6-10 C-USA), 2010-11 (21-12, 6-10 C-USA, CBI Semifinals) victories vacated due to NCAA sanctions

All-Time Assistant Coaches

Russ Salerno	1972-74, 1980-81	Chris Mowry	1993-02	Robbie Laing	2016-present
Ray Ridenour	1974-80	Jorge Fernandez	1995-02	Vince Taylor	2017-2021
Dave Shaw	1981-82	Tony Seabury	1995-96	Mamdou N'Diaye	2021-present
Ray Hernan	1983-84	Don Burgess	1996-00	Tyson Waterman	2023-present
Bob Huggins	1983-84	Craig Brown	2000-10	Ben Witherspoon	2023-24
Paul Musser	1983-84	Tom Schuberth	2002-06 (associate)	Adam Hood	2024-present
Jim Chellis	1984-85	Mike Jaskulski	2006-10 (associate)		
Rick Duckett	1984-85	Steve DeMeo	2008-09		
Sam Harris	1984-85	Robert McCullum	2009-10		
Brent Wellman	1986-87	Shawn Finney	2010-16 (associate)		
Tab Baldwin	1986-88	Darren Tillis	2010-16		
Bret Campbell	1989-92	Tim Thomas	2010-15		
Tim Thomas	1989-92	Brendan Suhr	2012-13		
Ben DeVary	1990-95	Christian Webster	2015-16		
Anthony Haynes	1991-92	Jamill Jones	2016-17		
Dwight Evans	1992-94, 2002-08	Kevin Norris	2016-2024		

Year-By-Year Results

1969-70 (11-3)

Coach: Torchy Clark			
N21	at Massey Tech	W	99-38
N22	Palm Beach	W	93-71
D3	Palm Beach Atlantic	W	78-58
D5	at McCoy AFB	W	104-66
D9	Jones	W	111-47
D12	Patrick AFB	W	71-60
N/A	McCoy AFB	W	99-65
J13	New College	W	98-35
J17	Patrick AFB	L	75-68
N/A	Daytona All-Stars	W	91-72
J31	at Palm Beach Atlantic	L	74-73
F14	Orlando Gators	W	94-79
F21	New College	W	117-64
F25	at Fort Lauderdale	L	89-85

(home games played at Winter Park High School)

1970-71 (17-9)

Coach: Torchy Clark			
N17	Embry-Riddle	W	111-37
N20	at Fort Lauderdale	W	78-77
N21	at Homestead AFB	L	113-109
N27	North Carolina College	L	93-87
N28	Palm Beach Atlantic	L	83-80
D2	at Embry Riddle	W	101-75
D4	Patrick AFB	W	112-75
D5	SW Georgia	L	85-76
D11	at Florida Bible	W	116-71
D12	at Palm Beach Atlantic	W	78-65
D19	Greensboro College	W	82-78
D21	at Maritime College	W	103-83
D22	at South Jersey	W	96-80
D23	at N.Y. Cathedral College	L	87-85
J6	McDill AFB	W	102-73
J11	Florida Bible	W	99-71
J15	Patrick AFB	W	97-95
J16	Fort Lauderdale	W	63-61
J23	at Florida Tech	L	109-61
J25	SUNY New Paltz	W	96-88
J29	McCoy AFB	L	104-97
F5	Homestead AFB	W	123-87
F8	at SW Georgia	L	84-72
F13	at Florida Tech	W	101-75
F19	at McCoy AFB	L	111-93
F20	Palm Beach Atlantic	W	89-67

(home games played at Oviedo High School)

1971-72 (20-6)

Coach: Torchy Clark			
N30	McDill AFB	W	112-45
D1	Embry-Riddle	W	118-79
D3	at Florida Bible	W	99-63
D4	Palm Beach Atlantic	W	87-63
D6	at Rollins	L	82-73
D11	Patrick AFB	W	107-63
D13	at Wisconsin	L	90-58
D17	Greensboro College	W	95-86
D18	Georgia College	W	77-68
J4	Illinois Benedictine	W	73-60
J7	at Florida Bible	W	123-62
J8	at Palm Beach Atlantic	W	110-75
J14	Florida Tech	W	125-66
J18	Bloomfield	W	83-61
J21	at North Georgia	L	87-86
J22	at Georgia College	L	73-69
J24	at Greensboro College	W	90-89
J26	Hawthorne	W	117-83
J28	at Florida Tech	W	68-60
F3	at St. Thomas	W	73-60
F5	at Chicago	W	59-57
F7	at Lake Forest	W	82-64
F8	at Wisconsin-Oshkosh	L	80-66
F18	at Atlanta Christian	W	96-55
F19	at Atlanta Baptist	W	95-76
F22	at USF	L	115-96

1972-73 (19-7)

Coach: Torchy Clark			
N30	at Florida Bible	W	98-45
D1	at St. Thomas	L	99-75
D2	at Palm Beach Atlantic	W	85-74
D5	at Jacksonville	L	70-50
D11	USF!	L	100-88
D12	at St. Leo	W	66-55
D19	at Lake Forest	W	80-65
D21	at Elmhurst	W	84-80
D22	at Racine	W	58-51
J6	Renesselear Tech!	L	69-63 (3ot)
J10	at Memphis	L	124-75
J13	Palm Beach Atlantic!	W	106-56
J17	Fort Lauderdale!	W	64-63
J19	North Georgia@	W	95-80
J20	Bloomfield@	W	74-59
J24	New Hampshire!	W	97-87
J27	at Florida Tech	W	81-63
J31	at North Georgia	W	86-79
F1	at Piedmont	W	108-57
F3	Florida Bible!	W	94-72
F5	Rollins!	L	80-79 (ot)
F9	Georgia College#	W	92-89
F10	Florida Tech!	W	81-78
F13	St. Leo!	L	110-82
F15	West Florida!	W	56-54
N/A	UNC-Asheville!	W	88-84

! - Lake Highland Prep
@ - Oviedo High School
- Winter Park High School

1973-74 (16-8)

Coach: Torchy Clark			
D3	at USF	L	96-76
D5	St. Leo	W	65-49
N/A	North Georgia	W	84-65
D8	Clearwater Christian	W	132-74
N/A	Florida Tech	W	94-64
D14	Transylvania	W	55-38
D15	at West Florida	L	85-82
D16	at Spring Hill	L	90-76
J2	vs. Charlotte!	L	93-71
J3	at Stetson!	L	86-68
J5	Aquinas	W	87-79
J8	Mass. Institute of Tech.	W	91-70
J12	St. Thomas	W	85-73
J16	New York Tech	W	80-67
N/A	Fort Lauderdale	W	99-63
J26	at Rollins	L	71-69 (ot)
F1	at Florida A&M	L	88-77
F5	Clearwater Christian	W	116-55
F9	Florida Tech	W	101-69
F12	at St. Leo	L	96-72
F16	West Florida	W	88-74
F20	Baruch	W	96-54
F21	Medgar Evers	W	85-79
F22	York College	W	77-66

! Stetson Invitational - DeLand, Fla.

1974-75 (14-10)

Coach: Torchy Clark			
N29	at Georgia State	L	66-63
N30	USF@	W	75-74
D2	Edward Waters@	W	96-79
D3	at Florida Southern	L	90-80
D13	at St. Thomas	L	98-97
D30	Maine	L	60-57
J4	Ashland	W	63-58 (ot)
J6	Atlantic Christian	W	85-69
J14	vs. Valdosta State!	W	69-59
J15	vs. C.W. Post!	L	78-73
J18	Florida Tech	W	100-69
J22	Florida Memorial	W	97-60
J25	St. Leo	L	85-84
J28	Edward Waters	L	81-78
J31	West Florida	W	85-73
F1	Rollins	W	75-70
F5	at Florida A&M	L	85-82
F6	Georgia Southwestern	L	66-56
F11	St. Leo	W	63-42
F14	Florida Tech	W	103-76
F17	at USF	L	120-87
F20	at West Florida	W	98-87
F22	at Rollins	L	101-92
F25	St. Thomas@	W	47-45

@ - Winter Park High School
! Citrus Invitational - Lakeland, Fla.

1975-76 (20-5, 10-0 Sunshine State)

Coach: Torchy Clark			
N29	USF	L	94-76
D4	St. Bernard	W	100-87
D6	Clearwater Christian	W	163-90
D10	at Memphis	L	76-57
D13	Georgia State	L	73-71
D16	Rio Grande	W	101-88
D18	Medgar Evers	W	131-70
J6	at West Florida	W	73-65
J9	Aquinas	W	101-84
J10	Dickinson	W	82-58
J14	Western New England	W	109-74
J21	Edward Waters	W	116-81
J24	St. Thomas	W	79-70
J27	St. Leo	W	80-56
J31	Florida Southern	W	92-76
F4	at Eckerd	W	95-69
F7	at Rollins	W	94-77
F11	Eckerd	W	113-85
F17	at St. Thomas	W	82-67
F21	at Florida Southern	W	72-68
F24	Rollins	W	95-78 (ot)
F26	at St. Leo	W	105-85
M11	vs. Valdosta State!	L	95-82
M12	vs. Rollins!	L	101-91

(home games played at Winter Park High School)
! NCAA Southeast Regional - Chattanooga, Tenn.

1976-77 (24-4, 8-2 Sunshine State)

Coach: Torchy Clark			
N26	Flagler	W	89-62
N27	at Memphis	L	84-53
N29	at USF	W	66-57
D2	Tennessee Wesleyan	W	108-107 (ot)
D11	Illinois-Chicago	W	93-57
D16	Georgia State	W	91-76
D19	vs. Milton State!	W	79-61
D20	at Lawrence!	W	102-80
J4	Northwood	W	115-74
J5	Missouri Baptist	W	95-70
J10	Aquinas	W	98-81
J12	Eckerd	W	111-87
J15	Rollins	L	58-53
J17	at Flagler	W	129-79
J19	Upsala	W	102-77
J22	Florida Southern	W	77-69
J25	at Georgia State	W	74-68
J29	at St. Leo	W	79-72
J31	Florida Memorial	W	135-83
F5	at St. Thomas	W	80-71
F7	Eckerd	W	100-79
F12	Florida Southern	W	104-83
F16	at St. Thomas	W	61-52
F19	Florida Tech	W	123-96
F23	St. Leo	W	80-74 (3ot)
F26	at Rollins	L	71-64
M4	vs. Armstrong State@	W	91-82
M5	at Chattanooga@	L	88-79

! Lawrence Invitational - Appleton, Wis.
@ NCAA Southeast Regional - Chattanooga, Tenn.

Year-By-Year Results

1977-78 (26-4, 10-0 Sunshine State)

Coach: Torchy Clark

N30	Flagler	W	84-56
D8	Southern Benedictine	W	64-61
D12	at Lamar	L	65-62 (ot)
D13	at Rice	L	65-63
D17	Lawrence	W	100-77
D19	vs. Knoxville!	W	95-85
D20	at Columbus!	W	74-62
J5	Edward Waters	W	102-92
J7	UNC-Asheville	W	88-70
J11	Western New England	W	106-79
J14	Florida Memorial	W	106-79
J17	at St. Thomas	W	64-46
J21	at Rollins	W	81-71
J24	Florida Southern	W	78-75
J26	at USF	W	79-57
J28	at Eckerd	W	109-81
J31	St. Leo	W	68-53
F2	at Flagler	W	88-64
F4	St. Thomas	W	76-68
F8	Rollins	W	76-72
F11	at Florida Southern	W	97-90
F14	Eckerd	W	100-67
F18	at St. Leo	W	79-61
F21	vs. St. Leo@	W	89-60
F22	vs. Rollins@	W	103-66
M3	Augusta#	W	86-66
M4	Florida A&M#	W	85-78
M11	San Diego\$	W	77-71
M17	vs. Cheyney State%	L	79-63
M18	vs. Eastern Illinois%	L	77-67

! Columbus Christmas Tournament - Columbus, Ga.

@ Sunshine State Tournament - Lakeland, Fla.

NCAA South Regional - Orlando, Fla.

\$ NCAA Quarterfinals - Orlando, Fla.

% NCAA Div. II Championship - Springfield, Mo.

1978-79 (19-7, 7-3 Sunshine State)

Coach: Torchy Clark

N28	at Flagler	W	102-91
D9	Florida Memorial	W	112-84
D12	Malone	W	79-74
D15	at UTEP	L	92-64
D16	at New Mexico	L	124-92
D28	vs. VMI!	W	108-91
D29	vs. American!	L	85-83 (ot)
J2	Columbia	W	76-64
J4	Missouri Baptist	W	129-70
J6	Shippensburg State	W	97-67
J8	Blackburn	W	116-75
J10	Elmhurst	W	121-89
J17	Florida Tech	W	113-108
J20	at Florida Southern	W	80-69
J23	St. Thomas	W	95-83
J26	Flagler	W	118-77
J27	Eckerd	L	71-70
J30	at St. Leo	W	96-95 (ot)
F3	Rollins	W	73-72
F7	at St. Thomas	W	103-92
F12	Rollins	L	110-89
F15	Florida Southern	L	102-90
F17	St. Leo	W	89-85
F20	at Eckerd	W	84-82
F24	St. Leo@	W	85-70
F25	Rollins@	L	90-86

! Tangerine Bowl Tournament - Winter Park, Fla.

@ Sunshine State Tournament - Orlando, Fla.

1979-80 (24-4, 8-2 Sunshine State)

Coach: Torchy Clark

D1	at Furman	W	84-77
D4	Florida Memorial	W	116-70
D6	at Xavier (La.)	W	83-79
D10	Florida Tech	W	122-63
D11	Edward Waters	W	113-94
D15	Urbana	W	98-59
D29	Blackburn	W	107-72
J2	Xavier (La.)	W	109-79
J3	Central Connecticut State	W	77-69
J5	Aquinas	W	109-77
J8	Dickinson	W	86-70
J10	St. Michael's	W	90-64
J13	Western New England	W	114-87
J15	Webber	W	92-48
J19	St. Thomas	W	101-66
J21	at Florida Southern	L	96-90
J23	at Florida Tech	W	130-83
J26	Eckerd	W	68-55
J29	at Webber	W	98-53
J30	St. Leo	W	83-51
F2	at Rollins	W	72-70
F6	at St. Thomas	W	89-75
F9	Florida Southern	L	101-92
F13	at Eckerd	W	78-77
F16	at St. Leo	W	72-62
F20	Rollins	W	69-63
F24	vs. Rollins!	L	81-73
F28	vs. West Georgia@	W	81-78
F29	at Florida Southern@	L	71-64

! Sunshine State Tournament - Lakeland, Fla.

@ NCAA South Regional - Lakeland, Fla.

1980-81 (23-5, 9-1 Sunshine State)

Coach: Torchy Clark

N22	Edward Waters	L	89-87
N28	at Florida State	L	57-41
D6	Florida Memorial	W	92-66
D9	Monmouth (Ill.)	W	89-74
D12	vs. Central Michigan!	W	60-55
D13	vs. Stetson!	W	75-73 (2ot)
D17	Berry	W	72-45
J2	William Jewell	W	106-78
J6	Marietta	W	88-55
J8	Buffalo	W	59-40
J9	vs. California State (Pa.)@	W	58-48
J10	at Francis Marion@	W	47-38
J14	Florida Tech	W	81-65
J17	at St. Thomas	W	74-73
J21	Florida Southern	L	56-50
J24	at Eckerd	W	97-73
J28	at St. Leo	W	96-60
J31	Rollins	W	105-77
F4	St. Thomas	W	95-83
F7	at Florida Southern	W	83-81
F11	Eckerd	W	107-77
N/A	at Florida Tech	W	87-71
F14	St. Leo	W	111-73
F18	at Rollins	W	56-48
F27	vs. Biscayne#	W	72-68
F28	at Florida Southern#	L	86-77
M6	Morehouse\$	W	94-77
M7	Florida Southern\$	L	73-71

! Tangerine Bowl Tourn. - Winter Park, Fla.

@ Swamp Fox Invitational - Florence, S.C.

Sunshine State Tournament - Lakeland, Fla.

\$ NCAA South Regional - Orlando, Fla.

1981-82 (21-8, 9-3 Sunshine State)

Coach: Torchy Clark

N20	Webber	W	84-48
N24	Edward Waters	W	103-71
N28	at Florida International	W	70-62
N30	Savannah State	W	81-67
D1	Florida Memorial	W	114-79
D8	at Samford	L	73-71
D12	Urbana	W	83-73
D15	Florida International	W	68-67
D17	Milwaukee Engineering	W	97-57
D19	at Tulsa	L	69-58
J4	Union	W	78-46
J6	Maine-Machias	W	119-65
J12	Eckerd	W	99-74
J14	St. Mary's (Md.)	W	83-68
J19	at Rollins	W	79-72
J22	Florida Southern	L	57-53
J26	St. Leo	W	95-58
J30	at St. Thomas	L	81-79
F2	at Florida Tech	W	71-58
F5	at Eckerd	W	74-66
F12	Rollins	W	75-73
F15	at Florida Southern	L	112-95
F17	at St. Leo	W	75-54
F20	St. Thomas	W	70-63
F22	Florida Tech	W	81-6
F26	vs. Rollins!	W	95-87
F27	vs. Biscayne!	L	68-66
M4	vs. SE Missouri State@	L	60-55
M5	vs. Central Missouri State@	L	70-62

! Sunshine State Tournament - Lakeland, Fla.

@ NCAA South/Central Regional - Warrensburg, Mo.

1982-83 (19-9, 10-2 Sunshine State)

Coach: Torchy Clark

N20	Savannah State	L	65-60
N22	at Valdosta State	L	101-94
D3	Troy!	L	84-81
D4	Florida International!	W	84-60
D8	Monmouth (Ill.)	W	89-66
D11	Bethune-Cookman	W	79-56
D14	at Georgia Southern	L	44-41
D16	North Park	W	67-54
D18	Valdosta State	W	78-67
D20	West Georgia	W	90-80
J3	Towson	W	80-57
J8	Fordham	W	80-66
J11	at Rollins	W	93-68
J14	Florida Southern	L	90-77
J18	Florida Tech	W	78-65
J21	St. Leo	W	70-61
J28	Centenary	L	83-74
J29	St. Thomas	W	75-64
J31	at Eckerd	W	83-81
F5	at Rollins	W	93-76
F7	Florida Southern	W	66-57
F11	at Florida Tech	W	85-70
F14	St. Leo	W	71-58
F17	at West Georgia	L	95-83
F19	St. Thomas	L	62-61
F21	Eckerd	W	70-64
F25	vs. Eckerd@	W	66-57
F26	at Florida Southern@	L	93-74

! UCF Holiday Tournament - Orlando, Fla.

@ Sunshine State Tournament - Lakeland, Fla.

Year-By-Year Results

1983-84 (15-13, 9-3 Sunshine State)

Coach: Chuck Machock

N21	at Valdosta State	L	87-73
N26	at Florida State	L	96-65
N28	at Centenary	L	63-62
D6	at Otterbein	L	66-57
D8	at Tulane	L	82-54
D12	at Savannah State	L	57-53
D14	Urbana	W	63-50
D19	Valdosta State	W	68-50
D29	Stetson!	L	74-58
D30	Cincinnati!	L	62-48
J3	Bethune-Cookman	L	51-48
J4	Merrimack	W	67-56
J10	at Florida Southern	W	69-58
J13	at Florida Tech	W	109-63
J17	St. Leo	L	62-60
J20	at Tampa	L	64-59
J24	at St. Thomas	W	48-44
J27	at Eckerd	L	67-62
J31	Rollins	W	96-65
F3	Florida Southern	W	66-62
F7	Florida Tech	W	66-46
F10	at St. Leo	W	73-53
F13	Tampa	W	72-62
F15	Villanova-Miami	W	75-44
F18	Eckerd	W	87-62
F20	at Rollins	W	81-67
F24	vs. Villanova-Miami@	W	33-23
F25	vs. Tampa@	L	53-52

! Red Lobster Classic - Orange County Civic Center
@ Sunshine State Tournament - Lakeland, Fla.

1984-85 (10-18)

Coach: Chuck Machock

N24	at Florida	L	106-55
N27	at #17 Arkansas	L	59-45
N30	Florida Southern*	L	53-50
D5	at Florida A&M	W	67-62
D6	at South Alabama	L	83-66
D15	at South Carolina	L	89-46
D17	at Dayton	L	71-61
D19	at Ohio State	L	83-59
D29	Louisiana-Lafayette*	L	88-55
D31	Southern Illinois*	L	76-65
J2	Eastern Illinois*	L	97-79
J5	Western Illinois*	W	58-55
J7	Brown*	W	51-50
J9	Maryland-Eastern Shore	W	70-58
J14	at Jacksonville	L	64-49
J17	Florida A&M	W	70-63
J21	Baptist	L	69-67 (ot)
J26	Nicholls State	W	71-70
J30	at Tennessee Tech	L	70-55
J31	at Akron	L	61-60 (ot)
F6	Bethune-Cookman	L	71-70
F9	at Campbell	W	69-59
F11	at Baptist	W	55-51
F16	Stetson*	L	71-64
F19	Rollins*	W	91-74
F23	at Stetson	W	66-60
F28	at Xavier	L	78-51
M2	at Nicholls State	L	64-59

* - Orange County Civic Center

1985-86 (6-22)

Coach: Phil Carter

N23	George Mason	L	74-58
N26	at Florida	L	86-57
N30	at Georgia Southern	W	73-71
D2	Mercer	L	81-67
D7	at Louisiana-Lafayette	L	85-47
D10	Tennessee Tech	L	77-62
D12	at Florida Southern	L	97-73
D14	at Jacksonville	L	67-47
D19	South Alabama	L	64-46
D22	Auburn!	L	78-49
D23	Valdosta State!	L	55-46
J6	at Florida State	L	76-58
J7	at Florida A&M	L	84-75
J16	Armstrong State	W	79-62
J18	at South Carolina	L	79-73
J20	Florida A&M	L	105-91
J25	at Rollins	W	79-68
J27	Baptist	L	76-67
J29	Akron	L	81-70
F1	Campbell	W	68-56
F3	Howard	W	73-70
F6	at USF	L	81-65
F15	Stetson	L	87-81
F17	Bethune-Cookman	W	78-62
F20	at The Citadel	L	72-66
F22	at Baptist	L	77-74
F25	at Mercer	L	69-62
M5	at Stetson	L	87-59

! Red Lobster Classic - Orange County Civic Center

1986-87 (12-15)

Coach: Phil Carter

N28	at Miami!	L	64-54
N29	vs. La Salle!	L	68-43
D6	at Georgia	L	91-68
D10	at Florida	L	89-64
D13	at Hartford	L	73-52
D17	Rider	W	73-66
D19	Campbell@	W	88-82
D20	Coastal Carolina@	L	72-68
D29	Tennessee#	L	81-62
D30	Alcorn State#	L	77-74
J5	Western Illinois	L	79-77
J8	Central Connecticut State	W	86-73
J10	Delaware State	W	70-58
J12	Maryland-Eastern Shore	W	70-58
J15	Armstrong Atlantic	W	89-75
J21	Rollins	L	80-74
J24	at South Alabama	L	101-69
J26	at Florida State	L	76-57
J29	at Bethune-Cookman	W	73-62
F3	at Armstrong Atlantic	L	62-61
F10	Flagler	W	79-63
F14	Georgia Southern	W	61-59
F16	at Maryland	L	73-55
F21	Florida Tech	W	79-72
F25	Bethune-Cookman	W	86-69
F28	Florida International	W	102-87
M2	at Howard	L	86-67

! AMI Classic - Miami, Fla.

@ Merrill Lynch Classic - Valencia Community College

Red Lobster Classic - Orange County Civic Center

1987-88 (9-19)

Coach: Phil Carter

N27	Bucknell	L	87-81
D2	U.S. International	L	79-75
D4	Saint Peter's!	W	67-63
D5	Campbell!	L	91-82
D12	at UMBC	L	85-57
D14	at George Mason	L	113-86
D17	at USF	L	86-71
D19	Northeastern	L	76-70 (ot)
D28	Alabama@	L	65-54
D29	Florida State@	L	101-67
J11	South Alabama	L	99-72
J14	UMBC	W	98-69
J16	St. Francis (N.Y.)	W	80-79
J18	at Jacksonville	L	92-76
J21	at Bethune-Cookman	W	68-67
J23	Florida International	W	93-82
J28	at Florida State	L	93-69
F1	Flagler	W	77-70
F3	Long Island	W	90-80
F6	Monmouth	W	74-71
F10	at U.S. International	L	96-79
F13	at Florida International	L	94-86
F16	at Northern Illinois	L	94-86
F20	at Rollins	L	98-82
F24	Bethune-Cookman	L	97-73
F27	Florida Tech	L	98-83
M3	Armstrong Atlantic	W	83-80
M5	at Miami	L	100-80

! Merrill Lynch Classic - Orlando, Fla.

@ Red Lobster Classic - Orange County Civic Center

1988-89 (7-20)

Coach: Phil Carter

N25	at #16 Florida State	L	133-79
D2	at Toledo	L	92-51
D3	at Dayton	L	109-77
D14	at Iowa	L	102-68
D17	at Alabama	L	86-48
D22	Winthrop	L	82-80 (ot)
D28	#10 Florida State!	L	97-64
D29	Auburn!	L	95-68
J2	William & Mary	W	69-65
J5	Liberty	W	69-65
J7	Coastal Carolina	L	78-77
J12	at Bethune-Cookman	L	60-55
J14	SE Louisiana	L	81-79
J19	Texas Wesleyan	W	82-77
J21	at Nicholls State	W	62-61
J24	Baptist	W	73-71
J28	Davidson	L	91-83
F1	Flagler	W	70-60
F4	vs. Rollins@	L	88-73
F7	Florida International	L	105-103 (2ot)
F11	Akron	L	75-71
F13	Northern Illinois	W	96-89
F18	at Florida International	L	90-86
F22	Bethune-Cookman	L	82-74
F25	at Davidson	L	75-64
M2	Warner Southern#	W	78-53
M3	Mount St. Mary's#	L	99-92

! Red Lobster Classic - Orange County Civic Center

@ Played at Amway Arena

Merrill Lynch Classic - Orlando, Fla.

Year-By-Year Results

1989-90 (7-21)

Coach: Joe Dean

N26	Queens (N.C.)	L	73-68
N28	Texas Wesleyan	W	80-79
D2	at #12 North Carolina	L	92-42
D4	at Tulsa	L	78-48
D7	Augusta	W	73-69
D9	Georgia!	L	92-62
D15	at Illinois-Chicago@	L	86-66
D16	vs. Howard@	L	81-65
D22	Drexel	L	83-72
D30	Yale	L	93-81 (ot)
J5	vs. Valparaiso#	L	90-89
J6	vs. Slippery Rock#	L	85-75
J8	at Louisiana-Lafayette	L	71-61
J11	at Florida A&M	L	99-82
J13	at Winthrop	L	60-45
J15	at Davidson	W	53-51
J20	Florida International	L	77-64
J25	at Bethune-Cookman	L	69-64 (ot)
J31	Rollins	L	64-62
F5	Samford	L	86-80
F8	at Augusta	L	73-65
F10	at Akron	L	77-65
F15	Florida A&M	W	55-49
F17	at Florida International	L	74-63
F23	Bethune-Cookman	W	98-83
F24	Davidson	L	83-74
M2	Liberty\$	W	86-79
M3	Long Island\$	W	105-91

! Red Lobster Classic - Amway Arena)

@ McClendon Classic - Chicago, Ill.

Tangerine Tournament - Winter Park, Fla.

\$ UCF Classic - Orlando, Fla.

1990-91 (10-17, 3-9 American South)

Coach: Joe Dean

N23	SE Louisiana!	W	84-74
N24	Maine	W	86-79
D1	at Charleston Southern	W	89-76
D6	Mercer	W	111-74
D15	at UW-Milwaukee	L	86-84
D18	UNC-Asheville	W	91-76
D20	at Samford	L	70-61
D29	Stanford@	L	89-80
D30	DePaul@	L	81-78 (ot)
J4	vs. Brandon#	W	98-91
J5	at Rollins#	L	78-70
J10	at Lamar	L	100-66
J12	at Texas-Pan Am	W	81-80
J17	Arkansas State	L	82-76
J19	Louisiana Tech	L	80-63
J23	at New Orleans	L	72-64
J26	at Louisiana-Lafayette	L	109-88
J29	Florida International	W	86-80
J31	UW-Milwaukee	L	88-87
F4	Rollins	W	83-63
F7	Texas-Pan Am	W	68-61
F9	Lamar	W	89-72
F14	at Arkansas State	L	73-48
F16	at Louisiana Tech	L	65-53
F21	New Orleans	L	77-65
F23	Louisiana-Lafayette	L	94-85
F25	at Florida International	L	70-62
M1	vs. Louisiana Tech\$	L	89-57

! UCF Classic - Orlando, Fla.

@ Red Lobster Classic - Amway Arena)

Tangerine Tournament - Winter Park, Fla.

\$ American South Tournament - New Orleans, La.

1991-92 (10-18, 3-13 Sun Belt)

Coach: Joe Dean

N30	Campbell!	W	82-74
D1	Delaware	L	92-79
D2	Long Island	W	113-84
D7	at #5 North Carolina	L	101-72
D9	at UNC-Greensboro	L	66-63
D16	Florida International	W	102-85
D18	at Lamar	L	95-89
D21	Georgia State	W	95-94 (ot)
D29	Alcorn State	W	96-88
D31	Radford	W	81-76
J2	at Georgia State	L	80-71
J4	UNC-Greensboro	W	71-57
J8	at New Orleans	L	76-60
J11	Jacksonville	L	78-74
J16	at Texas-Pan Am	W	59-51
J18	Louisiana-Lafayette	L	87-70
J25	at Louisiana Tech	L	78-61
J28	South Alabama	L	107-88
F1	Arkansas-Little Rock	W	79-71
F6	at Louisiana-Lafayette	L	77-72
F8	at Jacksonville	L	78-73
F10	Western Kentucky	L	81-78 (ot)
F15	New Orleans	L	94-64
F17	Arkansas State	L	72-71
F24	at South Alabama	L	93-78
F26	Texas-Pan Am	W	73-72
F29	at Western Kentucky	L	83-47
M5	vs. New Orleans@	L	66-47

! UCF Classic - Orlando, Fla.

@ Sun Belt Tournament - Biloxi, Miss.

1992-93 (10-17)

Coach: Joe Dean

D5	Winthrop	W	99-91
D8	Florida Atlantic	W	79-62
D12	at USF	L	92-81
D14	Mercer	L	81-78
D16	at Florida A&M!	W	68-66
D18	at UNC-Greensboro!	L	78-66
D21	Grambling@	L	85-81
D22	McNeese State@	L	77-73
D30	at Maine	W	78-67
J2	Buffalo	L	72-68
J4	UNC-Greensboro	W	72-66
J7	at Samford	L	65-52
J11	at Centenary	W	86-73
J13	Florida A&M	W	62-52
J18	at Stetson	L	98-81
J20	Samford	L	69-63
J26	USF	L	77-72
J28	at Southern	L	127-91
F1	at College of Charleston	L	74-65
F3	Florida International	L	77-72
F6	at Florida Atlantic	W	91-80
F11	Centenary	W	94-85
F15	at Mercer	L	93-84
F22	College of Charleston	L	62-59
F24	Southern	L	127-100
F27	at Florida International	W	74-60
M3	Stetson	L	95-82

! Capital City Classic - Tallahassee, Fla.

@ UCF Classic - Orlando, Fla.

NOTE: Played in Trans American Athletic Conference; did not play a full conference schedule, therefore, no conference rec.

1993-94 (21-9, 11-5 Atlantic Sun)

Coach: Kirk Speraw

Atlantic Sun Tournament Champions			
NCAA Tournament			
N30	Rollins	W	72-57
D4	at Winthrop	W	94-85
D13	Bethune-Cookman	W	77-73
D15	Florida Atlantic	W	100-74
D17	West Florida	W	102-61
D20	at Florida	L	83-69
D30	at Maine	L	101-97
J3	Florida International	W	82-81
J6	at Samford	L	63-48
J8	at Georgia State	L	72-63
J13	College of Charleston	W	80-77
J15	Mercer	L	67-58
J19	at Florida Atlantic	W	79-59
J22	at Stetson	W	96-91 (ot)
J27	at Centenary	W	89-82
J29	at SE Louisiana	W	92-80
F3	Georgia State	W	74-72
F5	Samford	W	80-70
F7	USF	W	89-85 (ot)
F10	at Mercer	W	85-79
F12	at College of Charleston	L	90-66
F19	Stetson	W	82-77
F21	at Florida International	W	79-75
F23	at Bethune-Cookman	L	90-85
F26	SE Louisiana	W	84-72
F28	Centenary	L	80-76
M3	Mercer!	W	90-68
M4	Centenary!	W	93-89
M5	Stetson!	W	70-67
M17	vs. #6 Purdue@	L	98-67

! Atlantic Sun Tournament - Orlando, Fla.

@ NCAA Tournament - Lexington, Ky.

1994-95 (11-16, 7-9 Atlantic Sun)

Coach: Kirk Speraw

N29	at Rollins	W	76-67
D3	at Eastern Kentucky	L	75-74 (ot)
D8	Georgia	L	83-52
D10	at USF	L	89-64
D15	Winthrop	W	86-80
D19	at Alabama	L	73-60
D28	Hartford	L	69-62
D30	UNLV	L	103-90 (ot)
J5	at Stetson	L	83-80 (ot)
J7	Florida International	W	97-85
J9	Florida Atlantic	W	68-62
J12	at Georgia State	W	68-61
J14	at Samford	L	74-73
J19	Mercer	L	82-79 (ot)
J21	Stetson	L	78-65
J26	Georgia State	W	93-77
J28	at College of Charleston	L	82-70
J30	at Campbell	L	73-61
F4	SE Louisiana	L	91-90
F6	Centenary	W	101-92
F9	at Florida International	L	84-61
F11	at Centenary	W	82-77
F16	Campbell	W	82-62
F18	College of Charleston	L	67-66
F22	at Florida Atlantic	W	75-64
F25	at Mercer	W	92-90
M2	SE Louisiana!	L	81-70

! Atlantic Sun Tournament - Orlando, Fla.

Year-By-Year Results

1995-96 (11-19, 6-10 Atlantic Sun)

Coach: Kirk Speraw

Atlantic Sun Tournament Champions

NCAA Tournament

N27	Palm Beach Atlantic	W	101-74
N29	at Winthrop	W	77-65
D2	Northern Iowa	L	95-78
D11	USF	L	92-82
D17	Eastern Kentucky	L	79-72
D19	at #19 Georgia	L	103-54
D21	at Northern Iowa	L	76-71
D28	vs. Davidson!	L	90-51
D30	at UNLV!	L	74-53
J4	at Jacksonville State	W	93-73
J6	at Samford	L	92-78
J11	Centenary	L	84-60
J13	SE Louisiana	L	95-84
J15	NC State	L	81-74
J18	Mercer	L	67-65
J20	at Georgia State	W	95-75
J25	Florida Atlantic	W	79-68
J27	Florida International	L	83-78
F1	at College of Charleston	L	103-61
F3	at Campbell	W	79-58
F5	at Stetson	W	75-66
F8	College of Charleston	L	69-65
F10	Campbell	L	70-69
F17	Stetson	W	73-62
F22	at Florida International	L	93-86
F24	at Florida Atlantic	L	88-71
F29	vs. SE Louisiana@	W	83-80
M1	vs. Campbell@	W	80-71
M2	vs. Mercer@	W	86-77
M14	vs. #2 Massachusetts#	L	92-70

! UNLV Holiday Classic - Las Vegas, Nev.

@ Atlantic Sun Tournament - DeLand, Fla.

NCAA Tournament - Providence, R.I.

1996-97 (7-19, 4-12 Atlantic Sun)

Coach: Kirk Speraw

N22	at Florida	L	80-63
N27	Winthrop	L	83-78
N30	Tennessee-Temple	W	89-85
D3	Nova Southeastern	W	79-54
D7	Bethune-Cookman	W	69-57
D14	at USF	L	66-47
D19	at NC State	L	70-52
D23	Youngstown State	L	83-74
D28	vs. Canisius!	L	80-55
D29	vs. Coastal Carolina!	L	77-71 (2ot)
J2	Jacksonville State	L	75-74
J4	Samford	L	68-65
J9	at Centenary	L	64-56
J11	at SE Louisiana	W	92-89 (ot)
J16	at Mercer	W	77-60
J18	Georgia State	W	85-68
J23	at Florida Atlantic	L	78-55
J25	at Florida International	L	96-55
J30	College of Charleston	L	87-63
F1	Campbell	W	84-69
F3	Stetson	L	71-59
F6	at College of Charleston	L	90-61
F8	at Campbell	L	82-76 (ot)
F15	at Stetson	L	85-70
F20	Florida International	L	91-75
F22	Florida Atlantic	L	81-66

! Dr. Pepper Classic - Chattanooga, Tenn.

1997-98 (17-11, 11-5 Atlantic Sun)

Coach: Kirk Speraw

N14	Auburn	L	70-63
N18	at Florida	L	100-85
N20	McNeese State	W	67-51
N25	at Bethune-Cookman!	W	75-57
N29	Toledo	L	69-64
D3	at Winthrop	W	73-68
D13	Nova Southeastern	W	86-62
D18	St. Thomas	W	94-60
D23	at Marquette	L	85-58
D30	at USF@	L	73-72
J3	at Mercer	W	82-72
J5	at Georgia State	L	76-70
J10	Troy	W	82-65
J12	Centenary	W	75-53
J15	Samford	L	78-66
J17	at Jacksonville State	W	89-80
J22	College of Charleston	L	65-47
J24	Campbell	L	68-64
J29	at Florida International	L	95-86
J31	at Florida Atlantic	W	81-72
F2	Stetson	W	77-74
F5	Florida Atlantic	W	88-67
F7	Florida International	W	86-83
F14	at Stetson	W	88-84
F19	at Campbell	W	82-52
F21	at College of Charleston	W	70-68 (ot)
F26	vs. Samford#	W	94-70
F27	at College of Charleston#	L	81-66

! Daytona Beach Ocean Center

@ Tampa Bay Ice Palace

Atlantic Sun Tournament - Charleston, S.C.

1998-99 (19-10, 13-3 Atlantic Sun)

Coach: Kirk Speraw

N13	Rollins	W	104-98
N19	at Auburn	L	77-42
N27	at #7 Michigan State!	L	87-64
N28	vs. UNC-Wilmington!	W	61-50
D2	Winthrop	W	79-57
D11	at Miami	L	66-56
D15	at McNeese State	L	65-61
D17	at USF@	L	69-55
D20	Barry	W	73-64
D28	Ohio	L	94-66
J2	Campbell	W	76-52
J4	Georgia State	W	86-70
J7	at Campbell	W	90-79
J9	at Georgia State	L	81-76
J14	Jacksonville	W	74-58
J16	Stetson	W	84-65
J20	at Florida Atlantic	W	82-72
J23	at Centenary	L	87-80
J28	at Samford	L	70-58
J30	at Jacksonville State	W	82-64
F4	Mercer	W	69-64
F6	Troy	W	107-82
F9	at Stetson	W	80-68
F15	Centenary	W	59-49
F18	at Jacksonville	W	65-60
F20	Florida Atlantic	W	84-57
F25	vs. Troy#	W	66-55
F26	vs. Georgia State#	W	67-60
F27	vs. Samford#	L	89-61

! Spartan Coca-Cola Classic - East Lansing, Mich.

@ St. Petersburg Tropicana Field

Atlantic Sun Tournament - Jacksonville, Fla.

1999-00 (14-18, 10-8 Atlantic Sun)

Coach: Kirk Speraw

N19	#25 Miami	L	81-54
N23	at Winthrop	L	78-54
N26	vs. Clemson!	L	54-48
N27	vs. Old Dominion!	L	61-57
N28	vs. South Carolina State!	L	71-70
D3	USF	L	79-55
D10	Flagler	W	109-86
D13	at Ohio	L	77-57
D15	at Louisville	L	78-58
D21	UNC-Wilmington	L	74-60
D23	Middle Tennessee	W	88-77
D30	Troy	L	74-73
J5	Mercer	W	83-77
J8	at Samford	L	75-67
J10	at Jacksonville State	L	90-83 (ot)
J13	Georgia State	W	72-67
J15	Campbell	W	90-63
J19	Jacksonville	W	79-70
J22	Stetson	L	88-86
J26	at Florida Atlantic	W	84-68
J29	Jacksonville	W	65-57
J31	Stetson	L	75-61
F5	Florida Atlantic	W	86-59
F10	at Mercer	L	67-65
F12	at Troy	L	85-73
F17	Jacksonville State	W	68-64
F19	Samford	W	71-68 (ot)
F24	at Campbell	W	77-67
F26	at Georgia State	L	78-73
M2	vs. Jacksonville State@	W	74-55
M3	vs. Mercer@	W	84-79
M4	vs. Samford@	L	78-69

! SoCon Holiday Hoops - Greenville, S.C.

@ Atlantic Sun Tournament - Jacksonville, Fla.

2000-01 (8-23, 3-15 Atlantic Sun)

Coach: Kirk Speraw

N24	vs. Georgetown!	L	77-65
N25	vs. Duquesne!	L	90-79
N26	at Hawaii Pacific!	W	80-67
D2	at Mercer	L	69-68
D9	at Miami	L	83-73
D12	at Middle Tennessee	W	68-64
D15	at USF	L	85-55
D18	Wartburg	L	72-61
D22	at UNC-Wilmington	L	61-56
D28	Marist	W	78-67
D30	East Carolina	W	88-81
J2	at Troy	L	79-64
J6	Jacksonville State	W	72-58
J8	Samford	L	76-62
J11	at Campbell	W	73-60
J13	at Georgia State	L	97-75
J17	Stetson	L	77-68
J20	Jacksonville	L	58-54
J23	Florida Atlantic	W	89-79
J27	at Stetson	L	83-65
J29	at Jacksonville	L	74-65
J31	Hampton	L	78-74 (ot)
F2	at Florida Atlantic	L	62-55
F8	Troy	L	74-69
F10	Mercer	L	82-74
F15	at Samford	L	72-71 (ot)
F17	at Jacksonville State	L	69-60
F22	Georgia State	L	90-85
F24	Campbell	L	72-69
F28	vs. Jacksonville State@	W	100-57
M1	vs. Troy@	L	89-68

! Hawaii Pacific Thanksgiving Tourn. - Kapolei, Hawaii

@ Atlantic Sun Tournament - Atlanta, Ga.

Year-By-Year Results

2001-02 (17-12, 12-8 Atlantic Sun)

Coach: Kirk Speraw

N16	Puerto Rico-Mayaguez	W	92-58
N19	at Hampton	L	73-72
N24	at East Carolina	W	82-72
N29	Jacksonville	W	73-72
D1	at Florida Atlantic	L	78-66
D8	Florida A&M	W	101-76
D13	Chicago State	W	100-67
D17	at Jacksonville State	L	72-69
D19	at Samford	L	59-58
D22	at Marist	L	78-63
J2	Stetson	W	75-69
J5	Campbell	W	99-86 (ot)
J7	Georgia State	L	92-84 (ot)
J10	at Troy	L	85-74
J12	at Mercer	W	81-71
J17	Belmont	W	76-59
J22	Florida Atlantic	W	62-56
J26	at Belmont	W	86-78 (ot)
J29	USF	L	84-79
F2	Mercer	W	86-53
F4	Troy	L	64-58
F7	at Georgia State	W	83-73
F9	at Campbell	L	86-84
F14	Samford	W	72-56
F16	Jacksonville State	W	68-50
F21	at Stetson	W	78-65
F23	at Jacksonville	L	82-80 (ot)
F28	Samford!	W	84-74
M1	Georgia State!	L	82-64

! Atlantic Sun Tournament - Orlando, Fla.

2002-03 (21-11, 11-5 Atlantic Sun)

Coach: Kirk Speraw

N22	at Navy	L	68-56
N25	Niagara	W	94-69
N29	at Tulane!	W	66-61
N30	vs. Maine!	W	72-55
D1	vs. Indiana State!	W	50-49
D7	at Florida A&M	L	55-54
D12	#25 College of Charleston	W	82-64
D15	at Tennessee-Martin	L	63-58
D18	at Chicago State	W	99-83
D21	Florida Gulf Coast	W	68-63
D27	Miami	L	62-51
D30	The Citadel	W	65-55
J4	Florida Atlantic	W	80-69
J6	at Kansas State	L	71-59
J11	at Troy	W	76-61
J13	at Mercer	L	85-63
J18	Stetson	W	82-70
J20	Jacksonville	W	72-48
J23	at Jacksonville State	W	68-66
J25	at Georgia State	W	81-74 (2ot)
J30	Belmont	L	60-58
F1	Samford	W	58-52
F4	at Campbell	W	98-69
F8	Gardner-Webb	W	82-59
F13	at Jacksonville	L	80-75
F15	at Stetson	W	90-82
F20	Troy	L	77-72
F22	Mercer	L	69-66
M1	Florida Atlantic	W	82-75
M6	vs. Jacksonville State@	W	68-51
M7	vs. Mercer@	W	79-59
M8	vs. Troy@	L	80-69

! University Hoops Classic - New Orleans, La.

@ Atlantic Sun Tournament - Atlanta, Ga.

2003-04 (25-6, 17-3 Atlantic Sun)

Coach: Kirk Speraw

Atlantic Sun Tournament Champions			
NCAA Tournament			
N22	Puerto Rico-Mayaguez	W	92-59
N25	at College of Charleston	L	72-63
N28	at The Citadel	W	74-60
D4	vs. #2 Florida!	L	59-39
D6	Navy	W	80-52
D15	at Campbell	W	68-61
D17	at Gardner-Webb	W	71-60
D22	at Niagara	W	69-67
D30	Tennessee-Martin	W	80-68
J3	Georgia State	W	70-60
J5	Mercer	W	60-56
J9	at Stetson	W	71-58
J11	at Jacksonville	W	63-51
J14	at Florida Atlantic	W	70-52
J17	Lipscomb	W	68-58
J19	Belmont	W	68-63
J23	at Troy	W	74-72
J28	Florida Atlantic	W	75-66
J31	Troy	L	76-64
F5	at Belmont	L	77-61
F7	at Lipscomb	W	73-57
F12	Jacksonville	W	78-69
F14	Stetson	W	74-54
F19	at Mercer	W	83-58
F21	at Georgia State	L	63-61
F26	Gardner-Webb	W	87-79
F28	Campbell	W	106-56
M4	vs. Jacksonville@	W	71-63
M5	at Belmont@	W	64-62
M6	vs. Troy@	W	60-55
M19	vs. #6 Pittsburgh#	L	53-44

! Jacksonville Veterans Memorial Arena

@ Atlantic Sun Tournament - Nashville, Tenn.

NCAA Tournament - Milwaukee, Wis.

2004-05 (24-9, 13-7 Atlantic Sun)

Coach: Kirk Speraw

Atlantic Sun Tournament Champions			
NCAA Tournament			
N18	at Alaska-Fairbanks!	W	74-63
N20	vs. Utah State!	W	55-52
N21	vs. New Mexico State!	W	62-58
N24	Puerto Rico-Mayaguez	W	92-57
D2	Gardner-Webb	L	67-55
D4	UMKC	W	62-56
D16	Campbell	W	90-73
D18	at UMKC	W	57-56
D28	Brown@	L	83-82 (ot)
D29	Fordham@	W	65-61
J3	at Georgia State	L	76-63
J5	at Mercer	L	80-71
J9	Jacksonville	W	75-57
J11	Stetson	W	70-66
J13	at Florida Atlantic	W	73-70
J16	Troy	W	87-76
J20	Florida Atlantic	L	73-61
J23	at Belmont	L	67-52
J25	at Lipscomb	L	64-63
J29	Belmont	W	60-57
J31	Lipscomb	W	67-58
F4	at Troy	W	77-73
F10	at Stetson	W	71-62
F12	at Jacksonville	L	83-82 (ot)
F17	Mercer	W	79-65
F19	Georgia State	W	70-65
F21	South Dakota State	W	82-72
F24	at Gardner-Webb	W	58-55
F26	at Campbell	W	63-52
M3	vs. Mercer#	W	81-68
M4	at Belmont#	W	66-61
M5	vs. Gardner-Webb#	W	63-54
M18	vs. #13 Connecticut\$	L	77-71

! BP Top of the World Classic - Fairbanks, Alaska

@ UCF Holiday Classic - Orlando, Fla.

Atlantic Sun Tournament - Nashville, Tenn.

\$ NCAA Tournament - Worcester, Mass.

2005-06 (14-15, 7-7 Conference USA)

Coach: Kirk Speraw

N18	Rollins	W	68-58
N22	Nova Southeastern	W	86-67
N26	Stetson	W	74-66
N29	Bethune-Cookman	W	61-48
D3	at #11 Florida	L	80-47
D13	at Florida Atlantic	L	59-54
D16	Norfolk State	W	63-47
D19	vs. Western Kentucky!	L	73-68
D21	vs. Sam Houston State!	L	68-63
D29	North Florida@	W	69-57
D30	Birmingham-Southern@	L	58-50
J3	at #19 Kentucky	L	59-57
J11	Marshall	L	73-69
J14	at Houston	W	66-56
J18	South Dakota State	L	69-64
J21	Tulsa	W	45-44
J25	at East Carolina	W	64-59
J28	at #3 Memphis	L	94-61
F4	UAB	L	75-68
F8	at Southern Miss	L	59-51
F11	Tulane	W	72-51
F15	Houston	L	78-71
F18	at SMU	L	77-55
F22	East Carolina	W	69-49
F25	at Rice	W	77-64
M1	at Marshall	L	73-61
M4	UTEP	W	66-55
M8	vs. East Carolina#	W	65-52
M9	vs. Houston#	L	71-52

! Fiesta Bowl Classic - Tucson, Ariz.

@ UCF Holiday Classic - Orlando, Fla.

Conference USA Tournament - Memphis, Tenn.

2006-07 (22-9, 11-5 Conference USA)

Coach: Kirk Speraw

N15	Rollins	W	83-80 (ot)
N18	Stetson	W	73-60
N21	Bethune-Cookman	W	81-46
N24	Florida Tech	W	81-37
N27	Jacksonville	W	99-62
D9	Florida Atlantic	W	87-65
D12	at Minnesota	L	74-63
D19	vs. Utah!	W	67-61
D20	vs. Appalachian State!	L	75-64
D21	vs. Tennessee Tech!	W	75-63
D29	NJIT@	W	75-63
D30	Texas-Pan Am@	W	88-62
J3	at Colorado	L	96-87
J6	at South Dakota State	W	72-61
J10	at UAB	L	74-64 (ot)
J13	at Marshall	W	78-71
J17	SMU	W	64-56
J20	Rice	W	72-67
J24	at Houston	L	73-70 (ot)
J27	at UTEP	W	67-64
J31	#11 Memphis	L	87-65
F3	Tulsa	W	63-53
F7	at East Carolina	W	67-49
F10	Marshall	W	75-58
F14	at Tulane	L	86-80
F17	at Rice	W	74-63
F21	Southern Miss	W	59-56
F24	at Tulsa	L	66-64 (ot)
F29	Houston	W	75-72 (ot)
M3	East Carolina	W	77-64
M8	vs. Rice#	L	53-51

! San Juan Shootout - Guaynabo, Puerto Rico

@ UCF Holiday Classic - Orlando, Fla.

Conference USA Tournament - Memphis, Tenn.

Year-By-Year Results

2007-08 (16-15, 9-7 Conference USA)

Coach: Kirk Speraw

N11	Nevada	W	63-60
N16	Norfolk State	W	78-64
N22	vs. #19 Villanova!	L	76-68
N23	vs. #18 Kansas State!	L	73-71 (ot)
N25	vs. Penn State!	W	70-59
N28	Presbyterian	W	80-53
D1	at USF	L	75-67
D8	Ole Miss	L	76-67
D11	Louisiana-Lafayette	W	65-52
D16	at Nevada	L	86-74
D28	Connecticut	L	85-82
D30	NJIT@	W	82-50
D31	Long Island@	W	78-69
J5	at Sam Houston State	L	60-58 (ot)
J8	at Southern Miss	W	52-41
J12	Tulsa	W	97-91 (3ot)
J19	at East Carolina	W	71-66
J23	UTEP	W	109-80
J26	at SMU	L	69-67 (ot)
J30	UAB	L	88-81
F2	Houston	L	84-81
F6	Marshall	W	77-63
F9	at #1 Memphis	L	85-64
F16	at Rice	W	60-53
F20	East Carolina	W	110-75
F23	at Marshall	L	71-66
F27	Tulane	W	80-63
M1	Rice	W	68-60
M5	at Houston	L	73-68
M8	at Tulsa	L	71-53
M13	Southern Miss#	L	68-62

! Old Spice Classic - Lake Buena Vista, Fla.

@ UCF Holiday Classic - Orlando, Fla.

Conference USA Tournament - Memphis, Tenn.

2008-09 (0-14, 0-9 Conference USA)*

Coach: Kirk Speraw

N16	North Carolina A&T	W	81-62
N18	at Valparaiso	L	69-52
N22	at New Mexico!	W	72-71
N26	at Ole Miss!	L	78-46
N29	vs. South Dakota State@	W	66-64
N30	vs. Morehead State@	L	71-65
D6	USF	W	71-63
D12	Florida Tech	W	110-68
D20	vs. Florida#	L	89-61
D22	Valparaiso	W	85-60
D29	Penn\$	W	81-64
D30	Chicago State\$	W	89-75
J3	Sam Houston State	W	86-70
J6	Holy Cross	W	70-57
J10	Memphis	L	73-66
J13	at UAB	L	60-52
J17	at Rice	L	77-52
J21	Southern Miss	W	73-61
J25	Marshall	W	87-69
J28	SMU	W	70-45
J31	at Tulane	W	79-74 (ot)
F4	Houston	L	97-69
F7	at East Carolina	L	89-75
F11	at UTEP	L	73-68
F14	Tulsa	W	74-72
F21	at Houston	L	77-72
F25	Rice	L	69-66
F28	at Marshall	L	67-62
M4	at Tulsa	L	79-70
M7	East Carolina	W	74-71
M11	vs. Southern Miss%	L	77-53

! Cancun Challenge - Albuquerque, N.M.

@ Cancun Challenge - Cancun, Mexico

Jacksonville Veterans Memorial Arena

\$ UCF Holiday Classic - Orlando, Fla.

% Conference USA Tournament - Memphis, Tenn.

* 2008-09 (17-14, 7-9 C-USA) victories vacated due to NCAA sanctions

2009-10 (0-17, 0-10 Conference USA)*

Coach: Kirk Speraw

N13	Massachusetts	W	84-67
N17	Howard!	W	68-59
N20	vs. Auburn@	W	84-74
N21	vs. Niagara@	L	63-46
N22	vs. Drake@	W	59-50
N28	Albany	W	76-72
D1	Newberry	W	80-62
D6	at Notre Dame	L	90-72
D12	Bethune-Cookman	W	63-50
D16	at USF	L	69-65
D20	at #14 Connecticut	L	60-51
D29	Liberty#	W	82-58
D30	Jacksonville#	L	61-51
J5	at #14 Ole Miss	L	84-56
J9	Rice	W	77-58
J13	Marshall	L	81-75
J16	at Tulsa	L	90-70
J20	at Houston	W	78-71
J23	UTEP	L	96-59
J27	at SMU	L	65-43
J30	Tulsa	L	55-50
F2	at East Carolina	W	67-56
F10	at Memphis	L	76-70
F13	Tulane	W	62-54
F16	Houston	W	68-65
F20	at Southern Miss	L	68-58
F24	UAB	L	53-49
F27	at Marshall	L	121-115 (3OT)
M2	East Carolina	L	68-66
M6	at Rice	W	66-59
M10	vs. SMU\$	W	69-53
M11	vs. UTEP\$	L	76-54

! Glenn Wilkes Classic - Orlando, Fla.

@ Glenn Wilkes Classic - Daytona Beach, Fla.

UCF Holiday Classic - Orlando, Fla.

\$ Conference USA Tournament - Tulsa, Okla.

* 2009-10 (15-17, 6-10 C-USA) victories vacated due to NCAA sanctions

2010-11 (0-12, 0-10 Conference USA)*

Coach: Donnie Jones

N12	West Florida	W	115-61
N15	Jackson State	W	80-39
N18	USF	W	65-59
N23	at Stetson	W	85-58
N27	Alabama State	W	84-48
D1	vs. #16 Florida!	W	57-54
D4	Southeastern Louisiana	W	74-49
D11	Bethune-Cookman	W	76-59
D15	Louisiana-Lafayette	W	79-58
D18	vs. Miami@	W	84-78
D22	at Massachusetts	W	64-59
D29	Furman#	W	71-53
D30	Princeton#	W	68-62
J5	Marshall	W	65-58
J8	at Houston	L	76-71
J15	at Southern Miss	L	86-69
J19	East Carolina	L	74-62
J22	Rice	L	57-50
J26	at Memphis	L	77-61
J29	UAB	L	74-69
F5	at East Carolina	L	68-61
F9	Memphis	L	63-62
F12	Tulsa	W	58-57
F16	at Tulane	W	65-62
F19	at UAB	L	63-58
F21	at UTEP	W	74-68
F26	Southern Miss	W	65-64
M2	SMU	W	51-58
M5	at Marshall	L	83-69
M9	vs. East Carolina\$	L	75-60
M16	St. Bonaventure%	W	69-54
M21	Rhode Island%	W	66-54
M23	at Creighton%	L	82-64

! Florida Citrus Sports Shootout - Amway Center

@ MetroPCS Orange Bowl Classic - Sunrise, Fla.

UCF Holiday Classic - Orlando, Fla.

% Conference USA Tournament - El Paso, Texas

% College Basketball Invitational

* 2010-11 (21-12, 6-10 C-USA) victories vacated due to NCAA sanctions

2011-12 (22-11, 10-6 Conference USA)

Coach: Donnie Jones

N12	Saint Thomas	W	74-61
N14	at #24 Florida State	L	73-50
N18	High Point	W	84-72
N24	vs. College of Charleston!	W	74-63
N25	vs. #4 Connecticut!	W	68-63
N26	vs. Harvard!	L	59-49
D3	Hartford	W	67-48
D10	Bethune-Cookman	W	53-51
D13	North Carolina A&T	W	77-65
D17	Old Dominion	W	61-53
D21	at Louisiana-Lafayette	L	61-60
D29	Stetson@	W	80-70
D30	Rhode Island@	W	65-54
J4	Tulane*	W	60-53
J7	at East Carolina*	W	81-63
J11	Houston*	W	74-63
J14	at Marshall*	L	65-64
J18	Memphis*	W	68-67
J21	at UAB*	W	48-41
J25	at Tulsa*	L	66-61
J28	Southern Miss*	L	78-65
J30	Palm Beach Atlantic	W	84-69
F4	at SMU*	W	59-52
F8	Marshall*	W	67-60
F11	at Southern Miss*	L	78-74
F18	East Carolina*	W	64-55
F22	at Rice*	L	83-74
F25	UTEP*	W	63-45
F28	at Memphis*	L	84-55
M3	UAB*	W	71-63
M8	vs. UAB#	W	64-54
M9	at Memphis#	L	83-52
M14	at Drexel\$	L	81-56

! Battle 4 Atlantis - Paradise Island, Bahamas

@ UCF Holiday Classic - Orlando, Fla.

* Conference USA Game

Conference USA Tournament - Memphis, Tenn.

\$ National Invitation Tournament

2012-13 (20-11, 9-7 Conference USA)

Coach: Donnie Jones

N10	at USF	W	74-56
N13	Alabama State	W	85-56
N18	Savannah State	W	53-50
N20	Middle Tennessee	L	75-61
N23	at #7 Florida	L	79-66
D1	Florida Tech	W	90-62
D12	Bethune-Cookman	W	72-62
D14	at Old Dominion	W	72-50
D18	Miami	L	72-50
D20	Stetson	W	83-66
D28	Howard!	W	62-45
D30	Belmont!	W	66-63
J2	USF	L	65-56
J5	Florida A&M	W	99-69
J9	UAB	W	64-48
J12	at East Carolina*	L	88-85 (ot)
J19	at Houston*	W	79-75 (ot)
J23	Rice*	W	78-67
J26	SMU*	W	74-65
J30	at Tulane*	W	58-50
F2	at Marshall*	L	75-71
F6	Southern Miss*	W	60-58
F9	East Carolina*	W	83-73
F13	at #22 Memphis*	L	93-71
F16	at UTEP*	L	73-58
F20	Marshall*	L	82-70
F23	Tulsa*	W	83-75
F26	Georgia Southwestern	W	65-50
M2	#17 Memphis*	L	76-67
M6	at UAB*	W	74-70
M9	at Southern Miss*	L	70-62

! UCF Holiday Classic - Orlando, Fla.

* Conference USA Game

Year-By-Year Results

2013-14 (13-18, 4-14 The American)

Coach: Donnie Jones

N8	Tampa	W, 97-72
N13	Florida State	L, 80-68
N17	Bethune-Cookman	W, 83-63
N21	at Miami	W, 63-58
N26	at Valparaiso	L, 85-70
D3	at Florida Atlantic	L, 75-64
D7	Stetson	W, 77-58
D11	Howard	W, 79-64
D17	Jacksonville	W, 104-64
D21	Rio Grande!	W, 86-58
D22	Valparaiso!	W, 90-62
D31	#10 Louisville*	L, 90-65
J4	Temple*	W, 78-76
J11	at Connecticut*	L, 84-61
J15	at Rutgers*	L, 85-75
J18	SMU*	L, 58-46
J23	at #15 Cincinnati*	L, 69-51
J29	#22 Memphis*	L, 69-59
F1	at #7 Louisville*	L, 87-70
F5	USF*	L, 79-78 (OT)
F9	#22 Connecticut*	L, 75-55
F12	at #20 Memphis*	L, 76-70
F15	at USF*	W, 75-74
F19	#7 Cincinnati*	L, 77-49
F22	at Houston*	L, 88-84
F26	Rutgers*	W, 67-65
M1	at #23 SMU*	L, 70-55
M4	at Temple*	L, 86-78 (OT)
M7	Houston*	W, 104-83
M12	vs. Temple@	W, 94-90 (2OT)
M13	vs. #12 Cincinnati@	L, 61-58

! UCF Holiday Classic - Orlando, Fla.

*American Athletic Conference Game

@ The American Tournament - Memphis, Tenn.

2014-15 (12-18, 5-13 The American)

Coach: Donnie Jones

N16	Stetson	W, 64-55
N20	Eckerd	W, 76-59
N23	USC Upstate	W, 76-69
N26	Davidson	L, 95-69
N30	Bethune-Cookman	W, 75-67
D2	Georgia Southern	W, 61-59
D6	at Florida State	L, 96-73
D11	at Illinois-Chicago	L, 71-60
D13	Florida Atlantic	L, 54-41
D17	Detroit	W, 75-70
D22	Southeastern Louisiana	W, 70-65
D31	Tulsa*	L, 56-54
J4	at Temple*	L, 84-78
J6	at Houston*	W, 79-78 (ot)
J11	SMU*	L, 70-61
J14	Tulane*	W, 103-100 (3ot)
J17	at Memphis*	L, 99-79
J22	at UConn*	L, 67-60
J25	Cincinnati*	L, 56-46
J28	Temple*	L, 86-62
J31	at SMU*	L, 75-56
F7	at East Carolina*	L, 67-49
F11	USF*	W, 73-62
F15	Houston*	W, 56-54
F19	at Tulane*	W, 69-55
F22	Memphis*	L, 75-65 (ot)
F25	at Cincinnati*	L, 83-60
F28	East Carolina*	L, 71-66
M4	at USF*	L, 74-45
M12	vs. East Carolina!	L, 81-80 (ot)

* American Athletic Conference Game

! The American Tournament - Hartford, Conn.

2015-16 (12-18, 6-12 The American)

Coach: Donnie Jones

N14	at Davidson	L, 90-85
N18	UC Irvine	L, 61-60 (OT)
N21	UNC Greensboro	W, 65-54
N28	at Miami (Ohio)	L, 64-63
D2	at Stetson	W, 94-85
D5	Illinois-Chicago	W, 88-58
D8	UMass	W, 67-63
D12	Florida Atlantic	W, 75-61
D19	at Detroit	L, 95-89
D22	Bethune-Cookman	L, 101-96 (OT)
D29	George Washington	L, 67-50
J2	at ECU*	W, 71-68
J6	USF*	W, 75-64
J10	at #15 SMU*	L, 88-73
J16	ECU*	W, 89-69
J20	at USF*	W, 64-54
J24	at Tulsa*	L, 75-60
J26	Memphis*	L, 97-86
J31	UConn*	L, 67-41
F4	at Tulane*	W, 70-62
F6	Temple*	L, 62-60
F9	Cincinnati*	L, 69-51
F13	at Houston*	L, 82-58
F17	at Memphis*	L, 73-56
F21	Tulsa*	L, 75-67
F24	Houston*	L, 88-61
F27	at Temple*	L, 63-61
M2	Tulane*	W, 73-65
M6	at UConn*	L, 67-46
M10	vs. Tulane!	L, 65-63

* American Athletic Conference Game

! The American Tournament - Amway Center

2016-17 (24-12, 11-7 The American)

Coach: Johnny Dawkins

N14	Nicholls	W, 80-56
N17	vs. Mississippi State&	W, 86-61
N18	at Charleston&	W, 60-40
N20	vs. #3 Villanova&	L, 67-57
N26	Seattle	W, 67-51
N30	Stetson	W, 81-45
D3	at Massachusetts	W, 65-62
D10	Maryland Eastern Shore	W, 76-58
D12	Pennsylvania	L, 58-49
D15	at George Washington	L, 74-59
D18	Miami (Ohio)	W, 80-73
D21	Bethune-Cookman	W, 71-41
D28	at Tulane*	W, 85-72
D31	Temple*	W, 77-53
J3	ECU*	W, 48-45
J8	at UConn*	L, 64-49
J14	Houston*	W, 77-70
J17	USF*	W, 86-64
J22	at Memphis*	L, 70-65
J25	SMU*	L, 65-60
J28	at Tulsa*	L, 77-66
F1	at Houston*	L, 82-64
F4	Memphis*	W, 72-57
F8	at #11 Cincinnati*	L, 60-50
F11	UConn*	L, 66-63
F14	Tulsa*	W, 71-53
F18	at ECU*	W, 61-58
F22	at Temple*	W, 71-69
F26	#15 Cincinnati*	W, 53-49
M2	at USF*	W, 59-56
M10	vs. Memphis!	W, 84-54
M11	vs. #12 SMU!	L, 70-59
M15	Colorado%	W, 79-74
M20	at Illinois State%	W, 63-62
M22	Illinois%	W, 68-58
M28	vs. TCU#	L, 68-53

& Gildan Charleston Classic - Charleston, S.C.

* American Athletic Conference Game

! The American Tournament - Hartford, Conn.

% National Invitation Tournament

NIT Semifinals - Madison Square Garden

2017-18 (19-13, 9-9 The American)

Coach: Johnny Dawkins

N10	Mercer	W, 88-79
N15	Gardner-Webb	W, 68-65
N18	William & Mary	W, 75-64
N23	vs. Nebraska&	W, 68-59
N24	vs. #20 West Virginia&	L, 83-45
N26	vs. St. John's&	L, 46-43
N30	Missouri	L, 62-59
D3	at #24 Alabama	W, 65-62
D9	Southern	W, 76-60
D12	Southeastern Louisiana	W, 61-53
D19	at Stetson	W, 74-55
D21	South Carolina State	W, 89-64
D27	at SMU*	L, 56-51
D31	at ECU*	W, 59-39
J3	Memphis*	W, 65-56
J7	Temple*	W, 60-39
J10	at UConn*	L, 62-53
J16	#11 Cincinnati*	L, 49-38
J20	at USF*	W, 71-69
J25	at #16 Wichita State*	L, 81-62
J31	UConn*	W, 70-61
F3	Houston*	L, 69-65
F6	at #6 Cincinnati*	L, 77-40
F11	at Memphis*	W, 68-64
F14	USF*	W, 72-57
F17	SMU*	W, 52-37
F21	at Tulsa*	L, 70-61
F25	at Temple*	L, 75-56
M1	#11 Wichita State*	L, 75-71 (ot)
M4	Tulane*	W, 60-51
M8	vs. ECU!	W, 66-52
M9	vs. #21 Houston!	L, 84-56

& AdvoCare Invitational - Lake Buena Vista, Fla.

* American Athletic Conference Game

! The American Tournament - Amway Center

2018-19 (24-9, 13-5 The American)

Coach: Johnny Dawkins

NCAA Tournament Second Round		
N6	Rider	W, 84-70
N11	FAU	L, 80-79
N15	vs. Cal State Fullerton&	W, 68-52
N16	vs. Saint Joseph's&	W, 77-57
N18	vs. Western Kentucky&	W, 78-62
N24	Northern Kentucky	W, 66-53
N29	Alabama	W, 70-64
D2	at Missouri	L, 64-62 (ot)
D8	Grambling State	W, 70-45
D11	Georgia Southern	W, 95-88
D16	Stetson	W, 90-65
D21	Illinois State	W, 77-56
J2	Temple*	W, 78-73
J5	at UConn*	W, 65-53
J13	ECU*	W, 76-65
J16	at Wichita State*	L, 75-67
J19	Tulsa*	W, 64-62
J23	at Tulane*	W, 75-50
J27	at Memphis*	L, 77-57
J31	UConn*	W, 73-67
F7	#12 Houston*	L, 77-68
F10	at SMU*	W, 71-65
F13	South Florida*	W, 78-65
F16	Memphis*	W, 79-72
F21	at #23 Cincinnati*	L, 60-55
F24	SMU*	W, 95-48
F27	at South Florida*	W, 75-63
M2	at #6 Houston*	W, 69-64
M7	#19 Cincinnati*	W, 58-55
M9	at Temple*	L, 67-62
M15	at Memphis!	L, 79-55
M22	vs. VCU%	W, 73-58
M24	vs. #1 Duke%	L, 77-76

& Myrtle Beach Invitational - Conway, S.C.

* American Athletic Conference Game

! The American Tournament - Memphis, Tenn.

% NCAA Tournament - Columbia, S.C.

Year-By-Year Results

2019-20 (16-14, 7-11 The American)

Coach: Johnny Dawkins

N9	Prairie View	W, 73-69
N12	Miami	L, 79-70
N17	at Illinois State	W, 67-65
N23	Charleston	W, 72-71
N28	vs. Pennsylvania&	L, 68-67
N29	vs. Pepperdine&	W, 78-65
D1	vs. Charleston&	W, 77-56
D7	NIJT	W, 78-65
D10	Green Bay	W, 79-66
D15	Sacred Heart	W, 79-65
D18	Bethune-Cookman	W, 70-65
D21	at Oklahoma	L, 53-52
D31	Temple*	L, 62-58
J3	at Houston*	L, 78-63
J8	at SMU*	L, 81-74
J11	Cincinnati*	L, 68-54
J14	at Tulane*	W, 74-55
J18	South Florida*	W, 55-54
J25	at Wichita State*	L, 87-79
J29	Memphis*	L, 59-57
F1	at South Florida*	L, 64-48
F6	at ECU*	W, 68-64
F9	Tulsa*	W, 83-75
F13	Wichita State*	L, 75-58
F19	at Cincinnati*	W, 89-87 (2ot)
F22	Tulane*	L, 75-74
F26	at UConn*	L, 81-65
F29	at Tulsa*	L, 65-54
M4	SMU*	W, 61-58
M8	ECU*	W, 94-62

& Wooden Legacy - Anaheim, Calif.

* American Athletic Conference Game

! The American Tournament - canceled due to COVID-19

2020-21 (11-12, 8-10 The American)

Coach: Johnny Dawkins

N28	Oklahoma	Postponed (COVID)
N30	Auburn	W, 63-55
D6	at Michigan	L, 80-58
D19	at #15 Florida State	W, 86-74
D22	Cincinnati*	W, 75-70
D26	#6 Houston*	L, 63-54
J2	at South Florida*	L, 68-61
J14	at Temple*	L, 62-55
J17	at #11 Houston*	L, 75-58
J23	SMU*	L, 78-65
J27	ECU*	W, 71-64
J30	at Wichita State*	L, 93-88
F1	at Memphis*	L, 96-69
F3	at Memphis*	L, 75-61
F6	at Tulsa*	W, 65-58
F10	Wichita State*	L, 61-60
F12	Tulane*	W, 53-49
F14	at Cincinnati*	L, 69-68
F17	South Florida*	W, 81-65
F20	at Tulane*	W, 84-81
F23	at SMU*	Postponed (COVID)
F27	Temple*	Postponed (COVID)
M2	Tulsa*	W, 73-69
M4	at ECU*	W, 64-60
M11	vs ECU!	W, 72-62
M12	vs Memphis!	L, 70-62

* American Athletic Conference Game

! The American Tournament - Fort Worth, Texas

2021-22 (18-12, 9-9 The American)

Coach: Johnny Dawkins

N10	Robert Morris	W, 69-59
N13	at Miami	W, 95-89
N16	Jacksonville	W, 63-54
N20	at Evansville	W, 75-59
N27	Oklahoma	L, 65-62
D1	at #21 Auburn	L, 85-68
D5	Bethune-Cookman	W, 81-45
D11	North Carolina A&T	W, 83-68
D15	at Temple*	W, 65-48
D18	vs. Florida State	Canceled
D22	North Alabama	W, 75-64
D30	Michigan	W, 85-71
J2	at SMU*	L, 72-60
J5	Temple*	L, 66-62
J8	Tulsa*	Postponed
J12	Memphis*	W, 74-64
J15	at USF*	L, 75-51
J18	at East Carolina*	W, 92-85 (OT)
J22	Tulane*	W, 68-66
J26	at Wichita State*	L, 84-79
J29	#7 Houston*	L, 63-49
F3	USF*	W, 68-49
F5	at Memphis*	L, 88-60
F8	Wichita State*	W, 71-66
F14	Tulsa*	W, 76-67
F17	at #14 Houston*	L, 70-52
F20	East Carolina*	W, 69-66
F23	Cincinnati*	W, 75-61
M3	at Tulane*	L, 82-67
M6	at Tulsa*	L, 73-72
M10	vs. USF!	W, 60-58
M11	vs. Memphis!	L, 85-69

* American Athletic Conference Game

! The American Tournament - Fort Worth, Texas

2022-23 (19-15, 8-10 The American)

Coach: Johnny Dawkins

N7	UNC Asheville	L, 98-95 (2OT)
N11	Florida State	W, 68-54
N14	Western Illinois	W, 70-37
N18	vs. Oklahoma State&	W, 60-56 (OT)
N20	vs. Santa Clara&	W, 57-50
N23	Evansville	W, 76-56
N27	Miami	L, 66-64
D4	Samford	W, 80-77 (OT)
D11	Tarleton	W, 75-49
D14	at Ole Miss	W, 72-61
D17	vs. Missouri#	L, 68-66
D21	Stetson	W, 73-58
D28	Wichita State*	W, 52-45
D31	at #3 Houston*	L, 71-65
J4	at East Carolina*	W, 64-61
J8	SMU*	W, 85-53
J11	Memphis*	W, 107-104 (2OT)
J14	at Tulane*	L, 77-69
J21	at USF*	L, 85-72
J25	#3 Houston*	L, 82-71
J28	Temple*	L, 77-70 (OT)
F4	at Cincinnati*	L, 73-64
F8	at Wichita State*	W, 72-67
F11	Tulsa*	W, 96-52
F16	at Memphis*	L, 64-63
F19	Cincinnati*	L, 73-71
F22	USF*	L, 82-75
F26	at Tulsa*	W, 68-49
M2	at Temple*	L, 57-55
M5	East Carolina*	W, 84-58
M9	vs. SMU!	W, 76-70
M10	vs. Memphis!	L, 81-76
M15	at Florida%	W, 67-49
M19	at Oregon%	L, 68-54

& Baha Mar Hoops Bahamas Championship

AutoNation Orange Bowl Basketball Classic

* American Athletic Conference Game

! The American Tournament - Fort Worth, Texas

% National Invitation Tournament

2023-24 (17-16, 7-11 Big 12)

Coach: Johnny Dawkins

N6	FIU	W, 85-62
N10	at #13 Miami	L, 88-72
N16	Cal State Fullerton	W, 72-44
N19	vs. South Dakota State&	W, 83-80
N20	vs. Charlotte&	W, 74-71 (OT)
N26	Stetson	L, 85-82
D2	Lipscomb	W, 72-57
D6	Jacksonville	W, 94-52
D10	Ole Miss	L, 70-68
D18	Maine	W, 74-51
D21	Florida A&M	W, 69-56
D29	Bethune-Cookman	W, 98-54
J6	at Kansas State*	L, 77-52
J10	#3 Kansas*	W, 65-60
J13	#18 BYU*	L, 63-58
J17	at Texas*	W, 77-71
J20	at #5 Houston*	L, 57-42
J23	West Virginia*	W, 72-59
J27	at Cincinnati*	L, 68-57
J31	#18 Baylor*	L, 77-69
F3	#23 Oklahoma*	W, 74-63
F10	at #23 Texas Tech*	L, 66-59
F13	at #19 BYU*	L, 90-88
F17	Cincinnati*	L, 76-74
F20	at West Virginia*	L, 77-67
F24	#23 Texas Tech*	W, 75-61
F28	at Oklahoma State*	W, 77-71
M2	#8 Iowa State*	L, 60-52
M6	#1 Houston*	L, 67-59
M9	at TCU*	W, 79-77
M12	vs. Oklahoma State!	W, 77-62
M13	vs. #20 BYU!	L, 87-73
M19	South Florida%	L, 83-77

& Jacksonville Classic hosted at Flagler College in St. Augustine

* Big 12 Conference Game

! Big 12 Conference Championship - Kansas City, Mo.

% National Invitation Tournament

All-Time Series History vs. Big 12 Opponents

ARIZONA

First Meeting

ARIZONA STATE

First Meeting

BAYLOR (0-1, H: 0-1)

Jan. 31, 2024	H	L	77-69
---------------	---	---	-------

BYU (0-3, H: 0-1, A: 0-1, N: 0-1)

Jan. 13, 2024	H	L	63-58
Feb. 13, 2024	A	L	90-88
Mar. 13, 2024	N	L	87-73

CINCINNATI (5-17, H: 4-8, A: 1-8, N: 0-1)

Dec. 30, 1983	H	L	62-48
Jan. 23, 2014	A	L	69-51
Feb. 19, 2014	H	L	77-49
March 13, 2014	N	L	61-58
Jan. 25, 2015	H	L	56-46
Feb. 25, 2015	A	L	83-60
Feb. 9, 2016	H	L	69-51
Feb. 8, 2017	A	L	60-50
Feb. 26, 2017	H	W	53-49
Jan. 16, 2018	H	L	49-38
Feb. 6, 2018	A	L	77-40
Feb. 21, 2019	A	L	60-55
Mar. 7, 2019	H	W	58-55
Jan. 11, 2020	H	L	68-54
Feb. 19, 2020	A	W	89-87 (2OT)
Dec. 22, 2020	H	W	75-70
Feb. 14, 2021	A	L	69-68
Feb. 23, 2022	H	W	75-61
Feb. 4, 2023	A	L	73-64
Feb. 19, 2023	H	L	73-71
Jan. 27, 2024	A	L	68-57
Feb. 17, 2024	H	L	76-74

COLORADO (1-1, H: 1-0, A: 0-1)

Jan. 3, 2007	A	L	96-87
Mar. 15, 2017	H	W	79-74

HOUSTON (11-24, H: 6-10, A: 5-12, N: 0-2)

Jan. 14, 2006	A	W	66-56
Feb. 15, 2006	H	L	78-71
March 9, 2006	N	L	71-52
Jan. 24, 2007	A	L	73-70 (OT)
Feb. 28, 2007	H	W	75-72 (OT)
Feb. 2, 2008	H	L	84-81
March 5, 2008	A	L	73-68
Feb. 4, 2009	H	L	97-69
Feb. 21, 2009	A	L	77-72
Jan. 20, 2010*	A	W	78-71
Feb. 16, 2010*	H	W	68-65
Jan. 8, 2011	A	L	76-71
Jan. 11, 2012	H	W	74-63
Jan. 19, 2013	A	W	79-75 (OT)
Feb. 22, 2014	A	L	88-84
March 7, 2014	H	W	104-83
Jan. 6, 2015	A	W	79-78 (OT)
Feb. 15, 2015	H	W	56-54
Feb. 13, 2016	A	L	82-58
Feb. 24, 2016	H	L	88-61
Jan. 14, 2017	H	W	77-70
Feb. 1, 2017	A	L	82-64
Feb. 3, 2018	H	L	69-65
Mar. 9, 2018	N	L	84-56
Feb. 7, 2019	H	L	77-68
Mar. 2, 2019	A	W	69-64
Jan. 3, 2020	A	L	78-63
Dec. 26, 2020	H	L	63-54
Jan. 17, 2021	A	L	75-58
Jan. 29, 2022	H	L	63-49
Feb. 17, 2022	A	L	70-59
Dec. 31, 2022	A	L	71-65
Jan. 25, 2023	H	L	82-71
Jan. 20, 2024	A	L	57-42
Mar. 6, 2024	H	L	67-59

IOWA STATE (0-1, H: 0-1)

Mar. 2, 2024	H	L	60-52
--------------	---	---	-------

KANSAS (1-0, H: 1-0)

Jan. 10, 2024	H	W	65-60
---------------	---	---	-------

KANSAS STATE (0-3, A: 0-2, N: 0-1)

Jan. 6, 2003	A	L	71-59
Nov. 23, 2007	N	L	73-71 (OT)
Jan. 6, 2024	A	L	77-52

OKLAHOMA STATE (3-0, A: 1-0, N: 2-0)

Nov. 18, 2022	N	W	60-56 (OT)
Feb. 28, 2024	A	W	77-71
Mar. 12, 2024	N	W	77-62

TCU (1-1, A: 1-0, N: 0-1)

Mar. 28, 2017	N	L	68-53
Mar. 9, 2024	A	W	79-77

TEXAS TECH (1-1, H: 1-0, A: 0-1)

Feb. 10, 2024	A	L	66-59
Feb. 24, 2024	H	W	75-61

UTAH (1-0, N: 1-0)

Dec. 19, 2006	N	W	67-61
---------------	---	---	-------

WEST VIRGINIA (0-1, N: 0-1)

Nov. 24, 2017	N	L	83-45
Jan. 23, 2024	H	W	72-59
Feb. 20, 2024	A	L	77-67



Knight Nation spilled onto the court as UCF earned a victory over No. 3 Kansas in the Black and Gold's first win in league play as members of the Big 12 Conference. The Knights erased a 16-point deficit, storming back to earn a 65-60 victory. It was the highest ranked opponent UCF had beat in the program's history.



Taylor Hendricks (2022-23) recorded a double-double in the Baha Mar Hoops Bahamas Championship semifinal against Oklahoma State, netting 16 points and grabbing 12 rebounds in the 60-56 victory. It was Hendricks' second double-double in his first four career games as he powered the Knights to their first win over a Big 12 Conference opponent in program history.



Darius Perry (2020-22) goes up for the two-handed jam in UCF's first home game against a Big 12 foe in program history. He scored 16 points and tallied eight assists in the Knights' 65-62 loss to the Sooners in a game that saw the lead change eight times.



Matt Williams (2012-17) led the Knights with 15 points in the team's NIT semifinal contest against TCU in Madison Square Garden. The game was the first against a Big 12 opponent in nearly a decade as UCF was defeated by the Horned Frogs 68-53.

All-Time Series History vs. Non-Big 12 Opponents

AKRON (0-4, H: 0-2, A: 0-2)

Jan. 31, 1985	A	L	61-60 (ot)
Jan. 29, 1986	H	L	81-70
Feb. 11, 1989	H	L	75-71
Feb. 10, 1990	A	L	77-65

ALABAMA (2-3, H: 1-1, A: 1-2)

Jan. 28, 1987	H	L	65-54
Jan. 18, 1998	A	L	86-48
Jan. 19, 1994	A	L	73-70
Dec. 3, 2017	A	W	65-62
Nov. 29, 2018	H	W	70-64

ALABAMA STATE (2-0, H: 2-0)

Nov. 27, 2010*	H	W	84-48
Nov. 13, 2012	H	W	85-56

ALASKA-FAIRBANKS (1-0, A: 1-0)

Nov. 18, 2004	A	W	74-63
---------------	---	---	-------

ALBANY (1-0, H: 1-0)

Nov. 28, 2009*	H	W	76-72
----------------	---	---	-------

ALCORN STATE (1-1, H: 1-1)

Dec. 30, 1986	H	L	77-74
Dec. 29, 1991	H	W	96-88

AMERICAN (0-1, N: 0-1)

Dec. 29, 1978	N	L	85-83
---------------	---	---	-------

APPALACHIAN STATE (0-1, N: 0-1)

Dec. 20, 2006	N	L	75-64
---------------	---	---	-------

AQUINAS (4-0, H: 4-0)

Jan. 5, 1974	H	W	87-79
Jan. 9, 1976	H	W	101-84
Jan. 10, 1997	H	W	98-81
Jan. 1, 1980	H	W	109-77

ARKANSAS (0-1, A: 0-1)

Nov. 27, 1984	A	L	59-45
---------------	---	---	-------

ARKANSAS STATE (0-3, H: 0-2, A: 0-1)

Jan. 17, 1991	H	L	82-76
Feb. 14, 1991	A	L	73-48
Feb. 17, 1992	H	L	72-71

ARKANSAS-LITTLE ROCK (1-0, H: 1-0)

Feb. 1, 1992	H	W	79-71
--------------	---	---	-------

ARMSTRONG ATLANTIC ST. (4-1, H: 3-0, A: 0-1, N: 1-0)

March 4, 1997	N	W	91-82
Jan. 1, 1986	H	W	79-62
Jan. 15, 1987	H	W	89-75
Feb. 3, 1987	A	L	62-61
March 2, 1988	H	W	83-80

ASHLAND (1-0, H: 1-0)

Jan. 4, 1975	H	W	63-58 (ot)
--------------	---	---	------------

ATLANTA BAPTIST (1-0, A: 1-0)

Feb. 19, 1972	A	W	95-76
---------------	---	---	-------

ATLANTA CHRISTIAN (1-0, A: 1-0)

Feb. 18, 1972	A	W	96-55
---------------	---	---	-------

ATLANTIC CHRISTIAN (1-0, H: 1-0)

Jan. 6, 1975	H	W	85-69
--------------	---	---	-------

AUBURN (2-4, H: 1-3, A: 0-1, N: 1-0)

Dec. 22, 1985	H	L	78-49
Dec. 29, 1988	H	L	95-68
Nov. 14, 1997	H	L	70-63
Nov. 19, 1998	A	L	77-42
Nov. 20, 2009*	N	W	84-74
Nov. 30, 2020	H	W	63-55
Dec. 1, 2021	A	L	85-68

AUGUSTA (2-1, H: 2-0, A: 0-1)

March 3, 1978	H	W	86-66
Dec. 17, 1989	H	W	73-65
Feb. 8, 1990	A	L	73-65

BAPTIST (2-3, H: 1-2, A: 1-1)

Jan. 21, 1985	H	L	69-67 (ot)
Feb. 11, 1985	A	W	55-51
Jan. 27, 1986	H	L	76-67
Feb. 22, 1986	A	L	77-74
Jan. 24, 1989	H	W	73-71

BARRY (1-0, H: 1-0)

Dec. 20, 1998	H	W	73-64
---------------	---	---	-------

BARUCH (1-0, H: 1-0)

Feb. 20, 1974	H	W	96-54
---------------	---	---	-------

BELMONT (7-3, H: 4-1, A: 3-2)

Jan. 17, 2002	H	W	76-59
Jan. 26, 2002	A	W	86-78 (ot)
Jan. 30, 2003	H	L	60-58
Jan. 19, 2004	H	W	68-53
Feb. 5, 2004	A	L	77-61
March 5, 2004	A	W	64-62
Jan. 23, 2005	A	L	67-52
Jan. 29, 2005	H	W	60-57
March 4, 2005	A	W	66-61
Dec. 29, 2012	H	W	66-63

BERRY (1-0, H: 1-0)

Dec. 17, 1980	H	W	72-45
---------------	---	---	-------

BETHUNE-COOKMAN (20-7, H: 17-4, A: 3-3)

Dec. 12, 1982	H	W	79-56
Jan. 3, 1984	H	L	51-48
Feb. 6, 1985	H	L	71-70
Feb. 17, 1986	H	W	78-62
Jan. 29, 1987	A	W	73-62
Feb. 25, 1987	H	W	86-69
Jan. 21, 1988	A	W	68-67
Feb. 24, 1988	H	L	97-73
Jan. 12, 1989	A	L	60-55
Feb. 22, 1989	H	L	82-74
Jan. 25, 1990	A	L	69-64 (ot)
Feb. 23, 1990	H	W	98-83
Dec. 13, 1993	H	W	77-73
Feb. 23, 1994	A	L	90-85
Dec. 7, 1996	H	W	69-57
Nov. 25, 1997	A	W	75-57
Nov. 29, 2005	H	W	61-48
Nov. 21, 2006	H	W	81-46
Dec. 12, 2009*	H	W	63-50
Dec. 11, 2010*	H	W	76-59
Dec. 10, 2011	H	W	53-51
Dec. 12, 2012	H	W	72-62
Nov. 17, 2013	H	W	83-63
Nov. 30, 2014	H	W	75-67
Dec. 22, 2015	H	W	101-96 (ot)
Dec. 21, 2016	H	W	71-41
Dec. 18, 2019	H	W	70-65
Dec. 5, 2021	H	W	81-45

BIRMINGHAM-SOUTHERN (0-1, H: 0-1)

Dec. 30, 2005	H	L	58-50
---------------	---	---	-------

BLACKBURN (2-0, H: 2-0)

Jan. 8, 1979	H	W	116-75
Dec. 29, 1979	H	W	107-72

BLOOMFIELD (2-0, H: 2-0)

Jan. 18, 1972	H	W	83-61
Jan. 20, 1973	H	W	74-59

BRANDON (1-0, N: 1-0)

Jan. 4, 1991	N	W	98-91
--------------	---	---	-------

BROWN (1-1, H: 1-1)

Jan. 7, 1985	H	W	51-50
Dec. 28, 2004	H	L	83-82 (ot)

BUCKNELL (0-1, H: 0-1)

Nov. 27, 1987	H	L	87-81
---------------	---	---	-------

BUFFALO (1-1, H: 1-1)

Jan. 8, 1981	H	W	59-40
Jan. 2, 1993	H	L	72-68

CALIFORNIA IRVINE (0-1, H: 0-1)

Nov. 18, 2015	H	L	61-60 (ot)
---------------	---	---	------------

CALIFORNIA STATE - FULLERTON (2-0, H: 1-0, N: 1-0)

Nov. 15, 2018	N	W	68-52
Nov. 16, 2023	H	W	72-44

CALIFORNIA STATE - PA. (1-0, N: 1-0)

Jan. 9, 1981	N	W	58-48
--------------	---	---	-------

CAMPBELL (20-7, H: 10-4, A: 9-3, N: 1-0)

Feb. 9, 1985	A	W	69-59
Feb. 1, 1986	H	W	68-56
Dec. 19, 1986	H	W	88-82
Dec. 5, 1987	H	L	91-82
Nov. 30, 1991	H	W	82-74
Jan. 30, 1995	A	L	73-61
Feb. 16, 1995	H	W	82-62
Feb. 3, 1996	A	W	79-58
Feb. 10, 1996	H	L	70-69
March 1, 1996	N	W	80-71
Feb. 1, 1997	H	W	84-69
Feb. 8, 1997	A	L	82-76 (ot)
Jan. 24, 1998	H	L	68-64
Feb. 19, 1998	A	W	82-52
Jan. 2, 1999	H	W	76-52
Jan. 7, 1999	A	W	90-79
Jan. 15, 2000	H	W	90-63
Feb. 24, 2000	A	W	77-67
Jan. 11, 2001	A	W	73-60
Feb. 24, 2001	H	L	72-69
Jan. 5, 2002	H	W	99-86 (ot)
Feb. 9, 2002	A	L	86-84
Feb. 4, 2003	A	W	98-69
Dec. 15, 2003	A	W	68-61
Feb. 28, 2004	H	W	106-56
Dec. 16, 2004	H	W	90-73
Feb. 26, 2005	A	W	63-52

CANISIUS (0-1, N: 0-1)

Dec. 28, 1996	N	L	80-55
---------------	---	---	-------

CATHEDRAL COLLEGE (0-1, A: 0-1)

Dec. 23, 1970	A	L	87-85
---------------	---	---	-------

CENTENARY (8-6, H: 5-3, A: 3-3)

Jan. 28, 1983	H	L	83-74
Nov. 28, 1983	A	L	63-62
Jan. 11, 1993	A	W	86-73
Feb. 11, 1993	H	W	94-85
Jan. 27, 1994	A	W	89-82
Feb. 28, 1994	H	L	80-76
March 4, 1994	H	W	93-89
Feb. 6, 1995	H	W	101-92
Feb. 11, 1995	A	W	82-77
Jan. 11, 1996	H	L	84-60
Jan. 9, 1997	A	L	64-56
Jan. 12, 1998	H	W	75-53
Jan. 23, 1999	A	L	87-80
Feb. 15, 1999	H	W	59-49

CENTRAL CONNECTICUT STATE (2-0, H: 2-0)

Jan. 3, 1980	H	W	77-69
Jan. 8, 1987	H	W	86-73

CENTRAL MICHIGAN (1-0, N: 1-0)

Dec. 12, 1980	N	W	60-55
---------------	---	---	-------

CENTRAL MISSOURI STATE (0-1, N: 0-1)

March 5, 1982	N	L	70-62
---------------	---	---	-------

CHARLOTTE (1-1, N: 1-1)

Jan. 2, 1974	N	L	93-71
Nov. 20, 2023	N	W	74-71 (OT)

CHARLESTON (7-12, H: 3-5, A: 2-7, N: 2-0)

Feb. 1, 1993	A	L	74-65
Feb. 22, 1993	H	L	62-59
Jan. 13, 1994	H	W	80-77
Feb. 12, 1994	A	L	90-66
Jan. 28, 1995	A	L	82-70
Feb. 18, 1995	H	L	67-66
Feb. 1, 1996	A	L	103-61
Feb. 8, 1996	H	L	69-65
Jan. 30, 1997	H	L	87-63
Feb. 6, 1997	A	L	90-61
Jan. 22, 1998	H	L	65-47
Feb. 21, 1998	A	W	70-68 (ot)
Feb. 27, 1998	A	L	81-66
Dec. 12, 2002	H	W	82-64
Nov. 26, 2003	A	L	72-63
Nov. 24, 2011	N	W	74-63
Nov. 18, 2016	A	W	60-40
Nov. 23, 2019	H	W	72-71
Dec. 1, 2019	N	W	77-56

CHARLESTON SOUTHERN (1-0, A: 1-0)

Dec. 1, 1990	A	W	89-76
--------------	---	---	-------

CHATTANOOGA (0-1, A: 0-1)

March 5, 1977	A	L	88-79
---------------	---	---	-------

All-Time Series History vs. Non-Big 12 Opponents

CHEYNEY STATE (0-1, N: 0-1)				
March 17, 1978	N	L		79-63

CHICAGO (1-0, A: 1-0)				
Feb. 5, 1972	A	W		59-57

CHICAGO STATE (3-0, H: 2-0, A: 1-0)				
Dec. 13, 2001	H	W		100-67
Dec. 18, 2002	A	W		99-83
Dec. 30, 2008*	H	W		89-75

THE CITADEL (2-1, H: 1-0, A: 1-1)				
Feb. 20, 1986	A	L		72-66
Dec. 30, 2002	H	W		65-55
Nov. 28, 2003	A	W		74-60

CLEARWATER CHRISTIAN (3-0, H: 3-0)				
Dec. 8, 1973	H	W		132-74
Feb. 5, 1974	H	W		116-55
Dec. 6, 1975	H	W		163-90

CLEMSON (0-1, N: 0-1)				
Nov. 26, 1999	N	L		54-48

COASTAL CAROLINA (0-3, H: 0-2, N: 0-1)				
Dec. 20, 1986	H	L		72-68
Jan. 7, 1989	H	L		78-77
Dec. 29, 1996	N	L		77-71

COLUMBIA (1-0, H: 1-0)				
Jan. 2, 1979	H	W		76-74

COLUMBUS - GA. (1-0, A: 1-0)				
Dec. 20, 1977	A	W		74-62

CONNECTICUT (4-12, H: 2-4, A: 1-7, N: 1-1)				
March 18, 2005	N	L		77-71
Dec. 28, 2007	H	L		85-82
Dec. 20, 2009	A	L		60-51
Nov. 25, 2011	N	W		68-63
Jan. 11, 2014	A	L		84-61
Feb. 9, 2014	H	L		75-55
Jan. 22, 2015	A	L		67-60
Jan. 31, 2016	H	L		67-41
Mar. 6, 2016	A	L		67-46
Jan. 8, 2017	A	L		64-49
Feb. 11, 2017	H	L		66-63
Jan. 10, 2018	A	L		62-53
Jan. 31, 2018	H	W		70-61
Jan. 5, 2019	A	W		65-53
Jan. 31, 2019	H	W		73-67
Feb. 26, 2020	A	L		81-65

CREIGHTON (0-1, A: 0-1)				
March 23, 2011	A	L		82-64

C.W. POST (0-1, N: 0-1)				
Jan. 15, 1975	N	L		78-73

DAVIDSON (1-6, H: 0-3, A: 1-2, N: 0-1)				
Jan. 28, 1989	H	L		91-83
Feb. 25, 1989	A	L		75-64
Jan. 15, 1990	A	W		53-51
Feb. 24, 1990	H	L		83-74
Dec. 28, 1995	N	L		90-51
Nov. 26, 2014	H	L		95-69
Nov. 14, 2015	A	L		90-85

DAYTON (0-2, A: 0-2)				
Dec. 17, 1984	A	L		71-61
Dec. 3, 1988	A	L		109-77

DAYTONA ALL-STARS (1-0, H: 1-0)				
1969-70	H	W		91-72

DELAWARE (0-1, H: 0-1)				
Dec. 1, 1991	H	L		92-79

DELAWARE STATE (1-0, H: 1-0)				
Jan. 10, 1987	H	W		70-58

DEPAUL (0-1, H: 0-1)				
Dec. 30, 1990	H	L		81-78 (ot)

DETROIT (1-1, H: 1-0, A: 0-1)				
Dec. 17, 2014	H	W		75-70
Dec. 19, 2015	A	L		95-89

DICKINSON (2-0, H: 2-0)				
Jan. 10, 1976	H	W		82-58
Jan. 8, 1980	H	W		86-70

DRAKE (1-0, N: 1-0)				
Nov. 22, 2009*	N	W		59-50

DREXEL (0-2, H: 0-1, A: 0-1)				
Dec. 22, 1989	H	L		83-72
March 14, 2012	A	L		81-56

DUKE (0-1, N: 0-1)				
March 24, 2019	N	L		77-76

DUQUESNE (0-1, N: 0-1)				
Nov. 25, 2000	N	L		90-79

EAST CAROLINA (30-9, H: 14-3, A: 13-4, N: 3-2)				
Dec. 30, 2000	H	W		88-81
Nov. 24, 2001	A	W		82-72
Jan. 25, 2006	A	W		64-59
Feb. 22, 2006	H	W		69-49
March 8, 2006	N	W		65-52
Feb. 7, 2007	A	W		67-49
March 3, 2007	H	W		77-64
Jan. 19, 2008	A	W		71-66
Feb. 20, 2008	H	W		110-75
Feb. 7, 2009	A	L		89-75
March 7, 2009*	H	W		74-71
Feb. 2, 2010*	A	W		67-56
March 2, 2010	H	L		68-66
Jan. 19, 2011	H	L		74-62
Feb. 5, 2011	A	L		68-61
March 9, 2011	N	L		75-60
Jan. 7, 2012	A	W		81-63
Feb. 28, 2012	H	W		64-55
Jan. 12, 2013	A	L		88-85 (ot)
Feb. 9, 2013	H	W		83-73
Feb. 7, 2015	A	L		67-49
Feb. 28, 2015	H	L		71-66
March 12, 2015	N	L		81-80 (ot)
Jan. 2, 2016	A	W		71-68
Jan. 16, 2016	H	W		89-69
Jan. 3, 2017	H	W		48-45
Feb. 18, 2017	A	W		61-58
Dec. 31, 2017	A	W		59-39
Mar. 8, 2018	N	W		66-52
Jan. 13, 2019	H	W		76-65
Feb. 6, 2020	A	W		68-64
Mar. 8, 2020	H	W		94-62
Jan. 27, 2021	H	W		71-64
Mar. 4, 2021	A	W		64-60
Mar. 11, 2021	N	W		72-62
Jan. 18, 2022	A	W		92-85 (ot)
Feb. 20, 2022	H	W		69-66
Jan. 4, 2023	A	W		64-61
Mar. 5, 2023	H	W		84-58

EASTERN ILLINOIS (0-2, H: 0-1, N: 0-1)				
March 18, 1978	N	L		77-67
Jan. 2, 1985	H	L		97-79

EASTERN KENTUCKY (0-2, H: 0-1, A: 0-1)				
Dec. 3, 1994	A	L		75-74 (ot)
Dec. 17, 1995	H	L		79-72

ECKERD (18-2, H: 10-1, A: 7-1, N: 1-0)				
Feb. 4, 1976	A	W		95-69
Feb. 11, 1976	H	W		113-85
Jan. 12, 1977	H	W		1110-87
Feb. 7, 1977	H	W		100-79
Jan. 28, 1978	A	W		109-81
Feb. 14, 1978	H	W		100-67
Jan. 27, 1979	H	L		71-70
Feb. 20, 1979	A	W		84-82
Jan. 26, 1980	H	W		68-55
Feb. 13, 1980	A	W		78-77
Jan. 24, 1981	A	W		97-73
Feb. 11, 1981	H	W		107-77
Jan. 12, 1982	H	W		99-74
Feb. 5, 1982	A	W		74-66
Jan. 31, 1983	A	W		83-81
Feb. 21, 1983	H	W		70-64
Feb. 25, 1983	N	W		66-57
Jan. 27, 1984	A	L		67-62
Feb. 18, 1984	H	W		87-62
Nov. 20, 2014	H	W		64-55

EDWARD WATERS (5-2, H: 5-2)				
Dec. 2, 1974	H	W		96-79
Jan. 28, 1975	H	L		81-78
Jan. 21, 1976	H	W		116-81
Jan. 5, 1978	H	W		102-92
Dec. 11, 1979	H	W		113-94
Nov. 22, 1980	H	L		89-87
Nov. 24, 1981	H	W		103-71

ELMHURST (2-0, H: 1-0, A: 1-0)				
Dec. 21, 1972	A	W		84-80
Jan. 10, 1979	H	W		121-89

EMBRY-RIDDLE (3-0, H: 2-0, A: 1-0)				
Nov. 17, 1970	H	W		111-37
Dec. 2, 1970	A	W		101-75
Dec. 1, 1971	H	W		118-79

EVANSVILLE (2-0, H: 1-0, A: 1-0)				
Nov. 20, 2021	A	W		75-59
Nov. 23, 2022	H	W		76-56

FLAGLER (10-0, H: 7-0, A: 3-0)				
Nov. 26, 1976	H	W		89-62
Jan. 17, 1977	A	W		129-79
Nov. 30, 1977	H	W		84-56
Feb. 2, 1978	A	W		88-64
Nov. 28, 1978	A	W		102-91
Jan. 26, 1979	H	W		118-77
Feb. 10, 1987	H	W		79-63
Feb. 1, 1988	H	W		77-70
Feb. 1, 1989	H	W		70-60
Dec. 10, 1999	H	W		109-86

FLORIDA (2-10, A: 1-8, N: 1-2)				
Nov. 24, 1984	A	L		106-55
Nov. 26, 1985	A	L		86-57
Dec. 10, 1986	A	L		89-64
Dec. 20, 1993	A	L		83-69
Nov. 22, 1996	A	L		80-63
Nov. 18, 1997	A	L		100-85
Dec. 4, 2003	N	L		59-39
Dec. 3, 2005	A	L		80-47
Dec. 20, 2008	N	L		89-61
Dec. 1, 2010*	N	W		57-54
Nov. 23, 2012	A	L		79-66
Mar. 15, 2023	A	W		67-49

FLORIDA A&M (9-6, H: 7-1, A: 2-5)				
Feb. 1, 1974	A	L		88-77
Feb. 5, 1975	A	L		85-82
March 4, 1978	H	W		85-78
Dec. 5, 1984	A	W		67-62
Jan. 17, 1985	H	W		70-63
Jan. 7, 1986	A	L		84-75
Jan. 20, 1986	H	L		105-91
Jan. 11, 1990	A	L		99-82
Feb. 15, 1990	H	W		55-49
Dec. 16, 1992	A	W		68-66
Jan. 13, 1993	H	W		62-52
Dec. 8, 2001	H	W		101-76
Dec. 7, 2002	A	L		55-54
Jan. 5, 2013	H	W		99-69
Dec. 21, 2023	H	W		69-56

All-Time Series History vs. Non-Big 12 Opponents

FLORIDA ATLANTIC (22-10, H: 12-4, A: 10-6)

Dec. 8, 1992	A	W	79-62
Feb. 6, 1993	A	W	91-80
Dec. 15, 1993	H	W	100-74
Jan. 19, 1994	A	W	79-59
Jan. 9, 1995	H	W	68-62
Feb. 22, 1995	A	W	75-64
Jan. 25, 1996	H	W	79-68
Feb. 24, 1996	A	L	88-71
Jan. 23, 1997	A	L	78-55
Feb. 22, 1997	H	L	81-66
Jan. 31, 1998	A	W	81-72
Feb. 5, 1998	H	W	88-67
Jan. 20, 1999	A	W	82-72
Feb. 20, 1999	H	W	84-57
Jan. 26, 2000	A	W	84-68
Feb. 5, 2000	H	W	86-59
Jan. 23, 2001	H	W	89-79
Feb. 2, 2001	A	L	62-55
Dec. 1, 2001	A	L	78-66
Jan. 22, 2002	H	W	62-56
Jan. 4, 2003	H	W	80-69
March 1, 2003	A	W	82-75
Jan. 14, 2004	A	W	70-52
Jan. 28, 2004	H	W	75-66
Jan. 13, 2005	A	W	73-70
Jan. 20, 2005	H	L	73-61
Dec. 13, 2005	A	L	59-54
Dec. 9, 2006	H	W	87-65
Dec. 3, 2013	A	L	75-64
Dec. 13, 2014	H	L	54-41
Dec. 12, 2015	H	W	75-61
Nov. 11, 2018	H	L	80-79

FLORIDA BIBLE (6-0, H: 2-0, A: 4-0)

Dec. 11, 1970	A	W	116-71
Jan. 11, 1971	H	W	99-71
Dec. 3, 1971	A	W	99-63
Jan. 7, 1972	A	W	123-62
Nov. 30, 1972	A	W	98-45
Feb. 3, 1973	H	W	94-72

FLORIDA GULF COAST (1-0, H: 1-0)

Dec. 21, 2002	H	W	68-63
---------------	---	---	-------

FIU (13-13, H: 10-5, A: 3-8)

Nov. 28, 1981	A	W	70-62
Dec. 15, 1981	H	W	68-67
Dec. 4, 1982	H	W	84-60
Feb. 28, 1997	H	W	102-87
Jan. 23, 1988	H	W	93-82
Feb. 13, 1988	A	L	94-86
Feb. 7, 1989	H	L	105-103 (2ot)
Feb. 18, 1989	A	L	90-86
Jan. 20, 1990	H	L	77-64
Feb. 17, 1990	A	L	74-63
Jan. 29, 1991	H	W	86-80
Feb. 25, 1991	A	L	70-62
Dec. 16, 1991	H	W	102-85
Feb. 3, 1993	H	L	77-72
Feb. 27, 1993	A	W	74-60
Jan. 3, 1994	H	W	82-81
Feb. 21, 1994	A	W	79-75
Jan. 7, 1995	H	W	97-85
Feb. 9, 1995	A	L	84-61
Jan. 27, 1996	H	L	83-78
Feb. 22, 1996	A	L	93-86
Jan. 25, 1997	A	L	96-55
Feb. 20, 1997	H	L	91-75
Jan. 29, 1998	A	L	95-86
Feb. 7, 1998	H	W	86-83
Nov. 6, 2023	H	W	85-62

FLORIDA MEMORIAL (8-0, H: 8-0)

Dec. 22, 1975	H	W	97-60
Jan. 16, 1976	H	W	110-92
Jan. 31, 1977	H	W	135-88
Jan. 14, 1978	H	W	106-73
Dec. 9, 1978	H	W	112-84
Dec. 4, 1979	H	W	116-70
Dec. 6, 1980	H	W	92-66
Dec. 1, 1981	H	W	114-79

FLORIDA SOUTHERN (11-14, H: 6-7, A: 5-7)

Dec. 3, 1974	A	L	90-80
Jan. 31, 1976	H	W	92-76
Feb. 21, 1976	A	W	72-68
Jan. 22, 1977	H	W	77-69
Feb. 12, 1977	H	W	104-83
Jan. 24, 1978	H	W	78-75
Feb. 11, 1978	A	W	97-90
Jan. 20, 1979	A	W	80-69
Feb. 15, 1979	H	L	102-90
Jan. 21, 1980	A	L	96-90
Feb. 9, 1980	H	L	101-92
Feb. 29, 1980	A	L	71-64
Jan. 21, 1981	H	L	56-50
Feb. 7, 1981	A	W	83-81
Feb. 28, 1981	A	L	86-77
March 7, 1981	H	L	73-71
Jan. 22, 1982	H	L	57-53
Feb. 15, 1982	A	L	112-95
Jan. 14, 1983	H	L	90-77
Feb. 7, 1983	H	W	66-57
Feb. 26, 1983	A	L	93-74
Jan. 10, 1984	A	W	69-58
Feb. 3, 1984	H	W	66-62
Nov. 30, 1984	H	L	53-50
Dec. 12, 1985	A	L	97-73

FLORIDA STATE (2-11, H: 1-3, A: 1-8)

Nov. 28, 1980	A	L	57-41
Nov. 26, 1983	A	L	96-65
Jan. 1, 1986	A	L	76-58
Jan. 26, 1987	A	L	76-57
Dec. 29, 1987	H	L	101-67
Jan. 28, 1988	A	L	93-69
Nov. 25, 1988	A	L	133-79
Dec. 28, 1988	H	L	97-64
Nov. 14, 2011	A	L	73-50
Nov. 13, 2013	H	L	80-68
Dec. 6, 2014	A	L	96-73
Dec. 19, 2020	A	W	86-74
Nov. 11, 2022	H	W	68-54

FLORIDA TECH (25-2, H: 17-1, A: 8-1)

Jan. 23, 1971	A	L	109-91
Feb. 13, 1971	A	W	101-75
Jan. 14, 1972	H	W	125-66
Jan. 28, 1972	A	W	68-60
Jan. 27, 1973	A	W	81-63
Feb. 10, 1973	H	W	81-78
1973-74	H	W	94-64
Feb. 9, 1974	H	W	101-69
Jan. 18, 1975	H	W	100-69
Feb. 14, 1975	H	W	103-76
Feb. 19, 1977	H	W	123-96
Jan. 17, 1979	H	W	113-108
Dec. 10, 1979	H	W	122-63
Jan. 23, 1980	A	W	130-83
Jan. 14, 1981	H	W	81-65
1981-82	A	W	87-71
Feb. 2, 1982	A	W	71-58
Feb. 22, 1982	H	W	81-69
Jan. 18, 1983	H	W	78-65
Feb. 11, 1983	A	W	85-70
Jan. 13, 1984	A	W	109-63
Feb. 7, 1984	H	W	66-46
Feb. 21, 1987	H	W	79-72
Feb. 27, 1988	H	L	98-83
Nov. 24, 2006	H	W	81-37
Dec. 12, 2008*	H	W	110-68
Dec. 1, 2012	H	W	90-62

FORDHAM (2-0, H: 2-0)

Jan. 8, 1983	H	W	80-66
Dec. 29, 2004	H	W	65-61

FORT LAUDERDALE (4-1, H: 3-0, A: 1-1)

Feb. 25, 1970	A	L	89-85
Nov. 20, 1970	A	W	78-77
Jan. 16, 1971	H	W	63-61
Jan. 17, 1973	H	W	64-63
1973-74	H	W	99-63

FRANCIS MARION (1-0, A: 1-0)

Jan. 10, 1981	A	W	47-38
---------------	---	---	-------

FURMAN (2-0, H: 1-0, A: 1-0)

Dec. 1, 1979	A	W	84-77
Dec. 29, 2010*	H	W	71-53

GARDNER-WEBB (6-1, H: 3-1, A: 2-0, N: 1-0)

Feb. 8, 2003	H	W	82-59
Dec. 17, 2003	A	W	71-60
Feb. 26, 2004	H	W	87-79 (ot)
Dec. 2, 2004	H	L	67-55
Feb. 24, 2005	A	W	58-55
March 5, 2005	N	W	63-54
Nov. 15, 2017	H	W	68-65

GEORGE MASON (0-2, H: 0-1, A: 0-1)

Nov. 23, 1985	H	L	74-58
Dec. 14, 1987	A	L	113-86

GEORGETOWN (0-1, N: 0-1)

Nov. 24, 2000	N	L	77-65
---------------	---	---	-------

GEORGE WASHINGTON (0-2, H: 0-1, A: 0-1)

Dec. 29, 2015	H	L	67-50
Dec. 15, 2016	A	L	74-59

GEORGIA (0-4, H: 0-3, A: 0-1)

Dec. 6, 1986	A	L	91-68
Dec. 9, 1989	H	L	92-62
Dec. 8, 1994	H	L	83-52
Dec. 19, 1995	H	L	103-54

GEORGIA COLLEGE (2-1, H: 2-0, A: 0-1)

Dec. 18, 1971	H	W	77-68
Jan. 22, 1972	A	L	73-69
Feb. 9, 1973	H	W	92-89

GEORGIA SOUTHERN (4-1, H: 3-0, A: 1-1)

Dec. 14, 1982	A	L	44-41
Nov. 30, 1985	A	W	73-71
Feb. 14, 1987	H	W	61-59
Dec. 2, 2014	H	W	61-59
Dec. 11, 2018	H	W	95-88

GEORGIA SOUTHWESTERN (1-1, H: 1-1)

Feb. 6, 1975	H	L	66-56
Feb. 26, 2013	H	W	65-50

GEORGIA STATE (15-13, H: 9-4, A: 5-9, N: 1-0)

Feb. 29, 1974	A	L	66-63
Dec. 13, 1975	H	L	73-71
Dec. 16, 1976	H	W	91-76
Jan. 1, 1977	A	W	74-68
Dec. 21, 1991	H	W	95-94 (ot)
Jan. 2, 1992	A	L	80-71
Jan. 8, 1994	A	L	72-63
Feb. 3, 1994	H	W	74-72
Jan. 12, 1995	A	W	68-61
Jan. 26, 1995	H	W	93-77
Jan. 20, 1996	A	W	95-75
Jan. 18, 1997	H	W	85-68
Jan. 5, 1998	A	L	76-70
Jan. 4, 1999	H	W	86-70
Jan. 9, 1999	A	L	81-76
Feb. 26, 1999	N	W	67-60
Jan. 13, 2000	H	W	72-67
Feb. 26, 2000	A	L	78-73
Jan. 13, 2001	A	L	97-75
Feb. 22, 2001	H	L	90-85
Jan. 7, 2002	H	L	92-84 (ot)
Feb. 7, 2002	A	W	83-73
March 1, 2002	H	L	82-64
Jan. 25, 2003	A	W	81-74 (2ot)
Jan. 3, 2004	H	W	70-60
Feb. 21, 2004	A	L	63-61
Jan. 3, 2005	A	L	76-63
Feb. 19, 2005	H	W	70-65

GRAMBLING (1-1, H: 1-1)

Dec. 21, 1992	H	L	85-81
Dec. 8, 2018	H	W	70-45

GREEN BAY (1-0, H: 1-0)

Dec. 10, 2019	H	W	79-66
---------------	---	---	-------

GREENSBORO (3-0, H: 2-0, A: 1-0)

Dec. 19, 1970	H	W	82-78
Dec. 17, 1971	H	W	95-86
Jan. 24, 1972	A	W	90-89

HAMPTON (0-2, H: 0-1, A: 0-1)

Jan. 31, 2001	H	L	78-74 (ot)
Nov. 19, 2001	A	L	73-72

HARTFORD (1-2, H: 1-1, A: 0-1)

Dec. 13, 1986	A	L	73-52
Dec. 28, 1994	H	L	69-62
Dec. 3, 2011	H	W	67-48

All-Time Series History vs. Non-Big 12 Opponents

HARVARD (0-1, N: 0-1)			
Nov. 26, 2011	N	L	59-49
HAWAII PACIFIC (1-0, A: 1-0)			
Nov. 26, 2000	A	W	80-67
HAWTHORNE (1-0, H: 1-0)			
Jan. 26, 1972	H	W	117-83
HOLY CROSS 0-0 (1-0, H: 1-0)			
Jan. 6, 2009*	H	W	70-57
HIGH POINT (1-0, H: 1-0)			
Nov. 18, 2011	H	W	84-72
HOMESTEAD AIR FORCE (1-1, H: 1-0, A: 0-1)			
Nov. 21, 1970	A	L	113-109
Feb. 5, 1971	H	W	123-87
HOWARD (4-2, H: 4-0, A: 0-1, N: 0-1)			
Feb. 3, 1986	H	W	73-70
March 2, 1987	A	L	86-67
Dec. 16, 1989	N	L	81-65
Nov. 17, 2009*	H	W	68-59
Dec. 28, 2012	H	W	62-45
Dec. 11, 2013	H	W	79-64
ILLINOIS (1-0, H: 1-0)			
Mar. 22, 2017	H	W	68-58
ILLINOIS-BENEDICTINE (1-0, H: 1-0)			
Jan. 4, 1972	H	W	73-60
ILLINOIS-CHICAGO (2-2, H: 2-0, A: 0-2)			
Dec. 11, 1976	H	W	93-57
Dec. 15, 1989	A	L	86-66
Dec. 11, 2014	A	L	71-60
Dec. 5, 2015	H	W	88-58
ILLINOIS STATE (3-0, H: 1-0, A: 2-0)			
Mar. 20, 2017	A	W	63-62
Dec. 21, 2018	H	W	77-56
Nov. 17, 2019	A	W	67-65
INDIANA STATE (1-0, N: 1-0)			
Dec. 1, 2002	N	W	50-49
IOWA (0-1, A: 0-1)			
Dec. 14, 1988	A	L	102-68
JACKSON STATE (1-0, H: 1-0)			
Nov. 15, 2010*	H	W	80-39
JACKSONVILLE (14-12, H: 10-4, A: 3-8, N: 1-0)			
Dec. 5, 1972	A	L	70-50
Jan. 14, 1985	A	L	64-49
Dec. 14, 1985	A	L	67-47
Jan. 18, 1988	A	L	92-76
Jan. 11, 1992	H	L	78-74
Feb. 8, 1992	A	L	78-73
Jan. 14, 1999	H	W	74-58
Feb. 18, 1999	A	W	65-60
Jan. 19, 2000	A	W	79-70
Jan. 29, 2000	H	W	65-57
Jan. 20, 2001	H	L	58-54
Jan. 29, 2001	A	L	74-65
Nov. 29, 2001	H	W	73-72
Feb. 23, 2002	H	L	82-80 (ot)
Jan. 20, 2003	H	W	72-48
Feb. 13, 2003	A	L	80-75
Jan. 11, 2004	A	W	63-51
Feb. 12, 2004	H	W	78-69
March 4, 2004	N	W	71-63
Jan. 9, 2005	H	W	75-57
Feb. 12, 2005	A	L	83-82 (ot)
Nov. 27, 2006	H	W	99-62
Dec. 30, 2009	H	L	61-51
Dec. 17, 2013	H	W	104-64
Nov. 16, 2021	H	W	63-54
Dec. 6, 2023	H	W	94-52

JACKSONVILLE STATE (10-4, H: 3-1, A: 4-3, N: 3-0)			
Jan. 4, 1996	A	W	93-73
Jan. 2, 1997	H	L	74-74
Jan. 17, 1998	A	W	89-80
Jan. 30, 1999	A	W	82-64
Jan. 10, 2000	A	L	90-83 (ot)
Feb. 17, 2000	H	W	68-64
March 3, 2000	N	W	74-55
Jan. 6, 2001	H	W	72-58
Feb. 17, 2001	A	L	69-60
Feb. 28, 2001	N	W	100-57
Dec. 17, 2001	A	L	72-69
Feb. 16, 2002	H	W	68-50
Jan. 23, 2003	A	W	68-66
March 6, 2003	N	W	68-51

JONES (1-0, H: 1-0)			
Dec. 9, 1969	H	W	111-47

KENTUCKY (0-1, A: 0-1)			
Jan. 3, 2006	A	L	59-57

KNOXVILLE (1-0, N: 1-0)			
Dec. 19, 1977	N	W	95-85

LAKE FOREST (2-0, A: 2-0)			
Feb. 7, 1972	A	W	82-64
Dec. 19, 1972	A	W	80-65

LAMAR (1-3, H: 1-0, A: 0-3)			
Dec. 12, 1977	A	L	65-62 (ot)
Jan. 10, 1991	A	L	100-66
Feb. 9, 1991	H	W	89-72
Dec. 18, 1991	A	L	95-89

LASALLE (0-1, N: 0-1)			
Nov. 29, 1986	N	L	68-43

LAWRENCE (2-0, H: 1-0, A: 1-0)			
Dec. 20, 1976	A	W	102-80
Dec. 17, 1977	H	W	100-77

LIBERTY (2-1, H: 2-1)			
Jan. 5, 1989	H	L	83-76
March 2, 1990	H	W	86-79
Dec. 29, 2009*	H	W	82-58

LIPSCOMB (4-1, H: 3-0, A: 1-1)			
Jan. 17, 2004	H	W	68-58
Feb. 7, 2004	A	W	73-57
Jan. 25, 2005	A	L	64-63
Jan. 31, 2005	H	W	67-58
Dec. 2, 2023	H	W	72-57

LONG ISLAND (4-0, H: 4-0)			
Feb. 3, 1988	H	W	90-80
March 3, 1990	H	W	105-91
Dec. 2, 1991	H	W	113-84
Dec. 31, 2007	H	W	78-69

LOUISIANA-LAFAYETTE (2-9, H: 2-4, A: 0-5)			
Dec. 29, 1984	H	L	88-55
Dec. 7, 1985	A	L	85-47
Jan. 14, 1989	H	L	81-79
Jan. 8, 1990	A	L	71-61
Jan. 26, 1991	A	L	109-88
Feb. 23, 1991	H	L	94-85
Jan. 18, 1992	H	L	87-70
Feb. 6, 1992	A	L	77-72
Dec. 11, 2007	H	W	65-52
Dec. 15, 2010*	H	W	79-58
Dec. 21, 2011	A	L	61-60

LOUISIANA TECH (0-4, H: 0-1, A: 0-2, N: 0-1)			
Jan. 19, 1991	H	L	80-63
Feb. 16, 1991	A	L	65-53
March 1, 1991	N	L	89-57
Jan. 25, 1992	A	L	78-61

LOUISVILLE (0-3, H: 0-1, A: 0-2)			
Dec. 15, 1999	A	L	78-58
Dec. 31, 2013	H	L	90-65
Feb. 1, 2014	A	L	87-70

MAINE (5-1, H: 4-0, A: 0-1, N: 1-0)			
Dec. 30, 1974	H	W	69-57
Nov. 24, 1990	H	W	86-79
Dec. 30, 1992	H	W	78-67
Dec. 30, 1993	A	L	101-97
Nov. 30, 2002	N	W	72-55
Dec. 18, 2023	H	W	74-51

MAINE MACHIAS (1-0, H: 1-0)			
Jan. 6, 1982	H	W	119-65

MALONE (1-0, H: 1-0)			
Dec. 12, 1978	H	W	79-74

MARIETTA (1-0, H: 1-0)			
Jan. 6, 1981	H	W	88-55

MARIST (1-1, H: 1-0, A: 0-1)			
Dec. 28, 2000	H	W	78-67
Dec. 22, 2001	A	L	78-63

MARITIME COLLEGE (1-0, A: 1-0)			
Dec. 21, 1970	A	W	103-83

MARQUETTE (0-1, A: 0-1)			
Dec. 23, 1997	A	L	85-58

MARSHALL (6-10, H: 5-3, A: 1-7)			
Jan. 11, 2006	H	L	73-69
March 1, 2006	A	L	73-61
Jan. 13, 2007	A	W	78-71
Feb. 10, 2007	H	W	75-58
Feb. 6, 2008	H	W	77-63
Feb. 23, 2008	A	L	71-66
Jan. 25, 2009*	H	W	87-69
Feb. 28, 2009	A	L	67-62
Jan. 13, 2010	H	L	81-75
Feb. 27, 2010	A	L	121-115 (3ot)
Jan. 5, 2011*	H	W	65-58
March 5, 2011	A	L	83-69
Jan. 14, 2012	A	L	65-64
Feb. 8, 2012	H	W	67-60
Feb. 2, 2013	A	L	75-71
Feb. 20, 2013	H	L	82-70

MARYLAND (0-1, A: 0-1)			
Feb. 16, 1987	A	L	73-55

MARYLAND-EASTERN SHORE (3-0, H: 3-0)			
Jan. 9, 1985	H	W	70-58
Jan. 12, 1987	H	W	100-70
Dec. 10, 2016	H	W	76-58

MASSACHUSETTS (4-1, H: 2-0, A: 2-0, N: 0-1)			
March 14, 1996	N	L	92-70
Nov. 13, 2009*	H	W	84-67
Dec. 22, 2010*	A	W	64-59
Dec. 8, 2015	H	W	67-63
Dec. 3, 2016	A	W	65-62

MIT (1-0, H: 1-0)			
Jan. 8, 1974	H	W	91-70

MASSEY TECH (1-0, A: 1-0)			
Nov. 21, 1969	A	W	99-38

MCCOY AIR FORCE BASE (2-2, H: 1-1, A: 1-1)			
Dec. 5, 1969	A	W	104-66
1969-70	H	W	99-65
Jan. 29, 1971	H	L	104-97
Feb. 19, 1971	A	L	111-93

MCDILL AIR FORCE BASE (2-0, H: 2-0)			
Jan. 6, 1971	H	W	102-73
Nov. 30, 1971	H	W	112-45

MCNEESE STATE (1-2, H: 1-1, A: 0-1)			
Dec. 22, 1992	H	L	77-73
Nov. 20, 1997	H	W	67-51
Dec. 15, 1998	A	L	65-61

MEDGAR EVERS (2-0, H: 2-0)			
Feb. 21, 1974	H	W	85-79
Dec. 18, 1975	H	W	131-70

All-Time Series History vs. Non-Big 12 Opponents

MEMPHIS (8-31, H: 6-8, A: 1-20, N: 1-3)

Jan. 10, 1973	A	L	124-75
Dec. 10, 1975	A	L	76-57
Nov. 27, 1976	A	L	84-53
Jan. 28, 2006	A	L	94-61
Jan. 31, 2007	H	L	87-65
Feb. 9, 2008	A	L	85-64
Jan. 10, 2009	H	L	73-66
Feb. 10, 2010	A	L	76-70
Jan. 26, 2011	A	L	77-61
Feb. 9, 2011	H	L	63-62
Jan. 18, 2012	H	W	68-67
Feb. 28, 2012	A	L	84-55
March 9, 2012	A	L	83-52
Feb. 13, 2013	A	L	93-71
March 2, 2013	H	L	76-67
Jan. 29, 2014	H	L	69-59
Feb. 12, 2014	A	L	76-70
Jan. 17, 2015	A	L	99-79
Feb. 22, 2015	H	L	75-65 (OT)
Jan. 26, 2016	H	L	97-86
Feb. 17, 2016	A	L	73-56
Jan. 22, 2017	A	L	70-65
Feb. 4, 2017	H	W	72-57
Mar. 10, 2017	N	W	84-54
Jan. 3, 2018	H	W	65-56
Feb. 11, 2018	A	W	68-64
Jan. 27, 2019	A	L	77-57
Feb. 16, 2019	H	W	79-72
Mar. 15, 2019	N	L	79-55
Jan. 29, 2020	H	L	59-57
Feb. 1, 2021	A	L	96-69
Feb. 3, 2021	A	L	75-61
Mar. 12, 2021	N	L	70-62
Jan. 12, 2022	H	W	74-64
Feb. 5, 2022	A	L	88-60
Mar. 11, 2022	N	L	85-69
Jan. 11, 2023	H	W	107-104 (2OT)
Feb. 16, 2023	A	L	64-63
Mar. 10, 2023	N	L	81-76

MERCER (18-13, H: 8-7, A: 6-6, N: 4-0)

Dec. 2, 1985	H	L	81-67
Feb. 25, 1985	A	L	69-62
Dec. 6, 1990	H	W	111-74
Dec. 14, 1992	H	L	81-78
Feb. 15, 1993	A	L	93-84
Jan. 15, 1994	H	L	67-58
Feb. 10, 1994	A	W	85-79
March 3, 1994	H	W	90-68
Jan. 19, 1995	H	L	82-79 (ot)
Feb. 25, 1995	A	W	92-90
Jan. 18, 1996	H	L	67-65
March 2, 1996	N	W	86-77
Jan. 16, 1997	A	W	77-60
Jan. 3, 1997	A	W	82-72
Feb. 4, 1999	H	W	69-64
Jan. 5, 2000	H	W	93-77
Feb. 10, 2000	A	L	67-66
March 3, 2000	N	W	84-79
Dec. 2, 2000	A	L	69-68
Feb. 10, 2001	H	L	82-74
Jan. 12, 2002	A	W	81-71
Feb. 2, 2002	H	W	86-53
Jan. 13, 2003	A	L	85-63
Feb. 22, 2003	H	L	69-66
March 7, 2003	N	W	79-59
Jan. 4, 2004	H	W	60-56
Feb. 19, 2004	A	W	83-58
Jan. 5, 2005	A	L	80-71
Feb. 17, 2005	H	W	79-65
March 3, 2005	N	W	81-68
Nov. 10, 2017	H	W	88-79

MERRIMACK (1-0, H: 1-0)

Jan. 4, 1984	H	W	67-56
--------------	---	---	-------

MIAMI (FLA.) (3-10, H: 0-5, A: 2-5, N: 1-0)

Nov. 28, 1986	A	L	64-54
March 5, 1988	A	L	100-80
Dec. 11, 1998	A	L	66-56
Nov. 19, 1999	H	L	81-54
Dec. 9, 2000	A	L	83-72
Dec. 27, 2002	H	L	62-51
Dec. 18, 2010*	N	W	84-78
Dec. 18, 2012	H	L	72-50
Nov. 21, 2013	A	W	63-58
Nov. 12, 2019	H	L	79-70
Nov. 13, 2021	A	W	95-89
Nov. 27, 2022	H	L	66-64
Nov. 10, 2023	A	L	88-72

MIAMI (OHIO) (1-1, H: 1-0, A: 0-1)

Nov. 28, 2015	A	L	64-63
Dec. 18, 2016	H	W	80-73

MICHIGAN (1-1, H: 1-0, A: 0-1)

Dec. 6, 2020	A	L	80-58
Dec. 30, 2021	H	W	85-71

MICHIGAN STATE (0-1, A: 0-1)

Nov. 27, 1998	A	L	87-64
---------------	---	---	-------

MIDDLE TENNESSEE (2-1, H: 1-1, A: 1-0)

Dec. 23, 1999	H	W	88-77
Dec. 12, 2000	A	W	68-64
Nov. 20, 2012	H	L	75-61

MILTON (1-0, N: 1-0)

Dec. 19, 1976	N	W	79-61
---------------	---	---	-------

MILWAUKEE ENGINEERING (1-0, H: 1-0)

Dec. 17, 1981	H	W	97-57
---------------	---	---	-------

MINNESOTA (0-1, A: 0-1)

Dec. 12, 2006	A	L	74-63
---------------	---	---	-------

MISSISSIPPI (OLE MISS) (1-4, H: 0-2, A: 1-2)

Dec. 8, 2007	H	L	76-67
Nov. 26, 2008	A	L	78-46
Jan. 5, 2010	A	L	84-56
Dec. 14, 2022	A	W	72-61
Dec. 10, 2023	H	L	70-68

MISSISSIPPI STATE (1-0, N: 1-0)

Nov. 17, 2016	N	W	86-61
---------------	---	---	-------

MISSOURI (0-3, H: 0-1, A: 0-1, N: 0-1)

Nov. 30, 2017	H	L	62-59
Dec. 2, 2018	A	L	64-62 (OT)
Dec. 17, 2022	N	L	68-66

MISSOURI BAPTIST (2-0, H: 2-0)

Jan. 5, 1977	H	W	95-70
Jan. 4, 1979	H	W	129-70

MISSOURI-KANSAS CITY (2-0, H: 1-0, A: 1-0)

Dec. 4, 2004	H	W	62-56
Dec. 18, 2004	A	W	57-56

MONMOUTH-ILL. (2-0, H: 2-0)

Dec. 9, 1980	H	W	89-74
Dec. 8, 1982	H	W	89-66

MONMOUTH (1-0, H: 1-0)

Feb. 6, 1988	H	W	74-71
--------------	---	---	-------

MOREHEAD STATE (0-1, N: 0-1)

Nov. 30, 2008	N	L	71-65
---------------	---	---	-------

MOREHOUSE (1-0, H: 1-0)

March 6, 1981	H	W	94-77
---------------	---	---	-------

MOUNT SAINT MARY'S (0-1, H: 0-1)

March 3, 1989	H	L	99-92
---------------	---	---	-------

NAVY (1-1, H: 1-0, A: 0-1)

Dec. 22, 2002	A	L	68-56
Dec. 6, 2003	H	W	80-52

NEBRASKA (1-0, N: 1-0)

Nov. 23, 2017	N	W	68-59
---------------	---	---	-------

NEVADA (1-1, H: 1-0, A: 0-1)

Nov. 11, 2007	H	W	63-60
Dec. 16, 2007	A	L	86-74

NEW COLLEGE (2-0, H: 2-0)

Feb. 21, 1970	H	W	117-64
Dec. 13, 1970	H	W	98-35

NEW HAMPSHIRE (1-0, H: 1-0)

Jan. 24, 1973	H	W	97-87
---------------	---	---	-------

NIJT (3-0, H: 3-0)

Dec. 29, 2006	H	W	75-63
Dec. 30, 2007	H	W	82-50
Dec. 7, 2019	H	W	78-65

NEW MEXICO (1-1, A: 1-1)

Dec. 16, 1978	A	L	124-92
Nov. 22, 2008*	A	W	72-71

NEW MEXICO STATE (1-0, N: 1-0)

Nov. 21, 2004	N	W	62-58
---------------	---	---	-------

NEW ORLEANS (0-5, H: 0-2, A: 0-2, N: 0-1)

Jan. 23, 1991	A	L	72-64
Feb. 21, 1991	H	L	77-65
Jan. 8, 1992	A	L	76-60
Feb. 15, 1992	H	L	94-64
March 5, 1992	N	L	66-47

NEW YORK TECH (1-0, H: 1-0)

Jan. 16, 1974	H	W	80-67
---------------	---	---	-------

NEWBERRY (1-0, H: 1-0)

Dec. 1, 2009*	H	W	80-62
---------------	---	---	-------

NIAGARA (2-1, H: 1-0, A: 1-0, N: 0-1)

Nov. 25, 2002	H	W	94-69
Dec. 22, 2003	A	W	69-67
Nov. 21, 2009	N	L	63-43

NICHOLLS (3-1, H: 2-0, A: 1-1)

Jan. 26, 1985	H	W	71-70
March 2, 1985	A	L	64-59
Jan. 21, 1989	A	W	62-61
Nov. 14, 2016	H	W	80-56

NORFOLK STATE (2-0, H: 2-0)

Dec. 16, 2005	H	W	63-47
Nov. 16, 2007	H	W	78-64

NORTH ALABAMA (1-0, H: 1-0)

Dec. 22, 2021	H	W	75-64
---------------	---	---	-------

NORTH CAROLINA (0-2, A: 0-2)

Dec. 2, 1989	A	L	92-42
Dec. 7, 1991	A	L	101-72

NORTH CAROLINA A&T (1-0, H: 1-0)

Dec. 11, 2021	H	W	83-68
---------------	---	---	-------

UNC-ASHEVILLE (3-1, H: 3-1)

1972-73	H	W	88-84
Jan. 7, 1978	H	W	88-70
Dec. 18, 1990	H	W	91-76
Nov. 7, 2022	H	L	98-95 (2OT)

UNC-GREENSBORO (3-2, H: 3-0, A: 0-2)

Dec. 9, 1991	A	L	66-63
Jan. 4, 1992	H	W	71-57
Dec. 18, 1992	A	L	78-66
Jan. 4, 1993	H	W	72-66
Nov. 21, 2015	H	W	65-54

UNC-WILMINGTON (1-2, H: 0-1, A: 0-1, N: 1-0)

Nov. 28, 1998	N	W	61-50
Dec. 21, 1999	H	L	74-60
Dec. 21, 2000	A	L	61-56

NORTH CAROLINA A&T (2-0, H: 2-0)

Nov. 16, 2008	H	W	81-62
Dec. 13, 2011*	H	W	77-65

NORTH CAROLINA COLLEGE (0-1, H: 0-1)

Nov. 27, 1970	H	L	93-87
---------------	---	---	-------

NC STATE (0-2, H: 0-1, A: 0-1)

Jan. 15, 1996	H	L	81-74
Dec. 19, 1996	A	L	70-52

NORTH FLORIDA (1-0, H: 1-0)

Dec. 29, 2005	H	W	69-57
---------------	---	---	-------

NORTH GEORGIA (3-1, H: 2-0, A: 1-1)

Jan. 21, 1972	A	L	87-86
Jan. 19, 1973	H	W	95-80
Jan. 31, 1973	A	W	86-79
1973-74	H	W	84-65

NORTH PARK (1-0, H: 1-0)

Dec. 16, 1982	H	W	67-54
---------------	---	---	-------

NORTHEASTERN (0-1, H: 0-1)

Dec. 19, 1987	H	L	76-79 (ot)
---------------	---	---	------------

NORTHERN ILLINOIS (1-1, H: 1-0, A: 0-1)

Feb. 16, 1988	A	L	94-86
Feb. 13, 1989	H	W	96-89

NORTHERN IOWA (0-2, H: 0-1, A: 0-1)

Dec. 2, 1995	H	L	95-78
Dec. 21, 1995	A	L	76-71

All-Time Series History vs. Non-Big 12 Opponents

NORTHERN KENTUCKY (1-0, H: 1-0)			
Nov. 24, 2018	H	W	66-53
NORTHWOOD (1-0, H: 1-0)			
Jan. 4, 1977	H	W	115-74
NOTRE DAME (0-1, A: 0-1)			
Dec. 6, 2009	A	L	90-72
NOVA SOUTHEASTERN (3-0, H: 3-0)			
Dec. 3, 1996	H	W	79-54
Dec. 13, 1997	H	W	86-62
Nov. 22, 2005	H	W	86-67
OHIO (0-2, H: 0-1, A: 0-1)			
Dec. 28, 1998	H	L	94-66
Dec. 13, 1999	A	L	77-57
OHIO STATE (0-1, A: 0-1)			
Dec. 19, 1984	A	L	83-59
OKLAHOMA (1-2, H: 1-1, A: 0-1)			
Dec. 21, 2019	A	L	53-52
Nov. 27, 2021	H	L	65-62
Feb. 3, 2024	H	W	74-63
OLD DOMINION (2-1, H: 1-0, A: 1-0, N: 0-1)			
Nov. 27, 1999	N	L	61-57
Nov. 17, 2011	H	W	61-53
Dec. 14, 2012	A	W	75-71
OREGON (0-1, A: 0-1)			
Mar. 19, 2023	A	L	68-54
ORLANDO GATORS (1-0, H: 1-0)			
Dec. 14, 1970	H	W	94-79
OTTERBEIN (0-1, A: 0-1)			
Dec. 6, 1983	A	L	66-57
PALM BEACH (1-0, H: 1-0)			
Nov. 22, 1969	H	W	93-71
PALM BEACH ATLANTIC (9-2, H: 5-2, A: 4-0)			
Dec. 3, 1969	A	W	78-58
Jan. 31, 1970	H	L	74-73
Nov. 28, 1970	H	L	83-80
Dec. 12, 1970	A	W	78-65
Feb. 20, 1971	H	W	89-67
Dec. 4, 1971	H	W	87-63
Jan. 8, 1972	A	W	110-75
Dec. 2, 1972	A	W	85-74
Jan. 13, 1973	H	W	106-56
Nov. 27, 1995	H	W	101-74
Jan. 30, 2012	H	W	84-69
PATRICK AIR FORCE BASE (4-1, H: 4-1)			
Dec. 12, 1969	H	W	71-60
Jan. 17, 1970	H	L	75-68
Jan. 4, 1970	H	W	112-75
Jan. 15, 1971	H	W	97-95
Dec. 11, 1971	H	W	107-63
PENNSYLVANIA (1-2, H: 1-1, N: 0-1)			
Dec. 29, 2008*	H	W	81-64
Dec. 12, 2016	H	L	58-49
Nov. 28, 2019	N	L	68-67
PENN STATE (1-0, N: 1-0)			
Nov. 25, 2007	N	W	70-59
PEPPERDINE (1-0, N: 1-0)			
Nov. 29, 2019	N	W	78-65
PIEDMONT (1-0, A: 1-0)			
Feb. 1, 1973	A	W	108-57
PITTSBURGH (0-1, N: 0-1)			
March 19, 2004	N	L	55-44
PRAIRIE VIEW A&M (1-0, H: 1-0)			
Nov. 9, 2019	H	W	73-69
PRESBYTERIAN (1-0, H: 1-0)			
Nov. 28, 2007	H	W	80-53
PRINCETON (1-0, H: 1-0)			
Dec. 30, 2010*	H	W	68-62
PUERTO RICO-MAYAGUEZ (3-0, H: 3-0)			
Nov. 16, 2001	H	W	92-58
Nov. 23, 2003	H	W	92-59
Nov. 24, 2004	H	W	92-57

PURDUE (0-1, N: 0-1)			
March 17, 1994	N	L	98-67
QUEENS - N.C. (0-1, H: 0-1)			
Nov. 26, 1989	H	L	73-68
RACINE (1-0, A: 1-0)			
Dec. 22, 1972	A	W	58-51
RADFORD (1-0, H: 1-0)			
Dec. 31, 1991	H	W	81-76
RENESSELEAR TECH (0-1, H: 0-1)			
Jan. 6, 1973	H	L	69-63 (3ot)
RHODE ISLAND (2-0, H: 2-0)			
March 21, 2011*	H	W	66-54
Dec. 30, 2011	H	W	65-54
RICE (9-5, H: 4-2, A: 5-2, N: 0-1)			
Dec. 13, 1977	A	L	65-63
Feb. 25, 2006	A	W	77-64
Jan. 20, 2007	H	W	72-67
Feb. 17, 2007	A	W	74-63
March 8, 2007	N	L	53-51
Feb. 16, 2008	A	W	60-53
March 1, 2008	H	W	68-60
Jan. 17, 2009*	A	W	77-52
Feb. 25, 2009	H	L	69-66
Jan. 9, 2010*	H	W	77-58
March 6, 2010*	A	W	66-59
Jan. 22, 2011	H	L	57-50
Feb. 22, 2012	A	L	83-74
Jan. 23, 2013	H	W	78-67
RIDER (2-0, H: 2-0)			
Dec. 17, 1986	H	W	73-66
Nov. 6, 2018	H	W	84-70
RIO GRANDE (2-0, H: 2-0)			
Dec. 16, 1975	H	W	101-88
Dec. 21, 2013	H	W	86-58
ROBERT MORRIS (1-0, H: 1-0)			
Nov. 10, 2021	H	W	69-59
ROLLINS (26-15, H: 14-5, A: 10-6, N: 2-4)			
Dec. 6, 1971	A	L	82-73
Feb. 5, 1973	H	L	80-79 (ot)
Jan. 26, 1974	A	L	71-69 (ot)
Feb. 1, 1975	H	W	75-70
Feb. 22, 1975	A	L	101-92
Feb. 7, 1976	A	W	94-77
Feb. 24, 1976	H	W	95-78 (ot)
March 12, 1976	N	L	101-91
Jan. 15, 1977	H	L	58-53
Feb. 26, 1977	A	L	71-64
Jan. 21, 1978	A	W	81-71
Feb. 8, 1978	H	W	76-72
Feb. 22, 1978	N	W	103-66
Feb. 3, 1979	H	W	73-72
Feb. 12, 1979	H	L	110-89
Feb. 25, 1979	N	L	90-86
Feb. 2, 1980	A	W	72-70
Feb. 20, 1980	H	W	69-63
Feb. 24, 1980	N	L	81-73
Jan. 31, 1981	H	W	105-77
Feb. 18, 1981	A	W	56-48
Jan. 19, 1982	A	W	79-72
Feb. 12, 1982	H	W	75-73
Feb. 26, 1982	N	W	95-87
Jan. 11, 1983	A	W	93-68
Feb. 5, 1983	A	W	93-76
Jan. 31, 1984	H	W	96-65
Feb. 20, 1984	A	W	81-67
Feb. 19, 1985	H	W	91-74
Jan. 25, 1986	A	W	70-68
Jan. 21, 1987	H	L	80-74
Feb. 20, 1988	A	L	98-82
Feb. 4, 1989	N	L	88-73
Jan. 31, 1990	H	L	64-62
Jan. 5, 1991	A	L	78-70
Feb. 4, 1991	H	W	83-63
Nov. 30, 1993	H	W	72-57
Nov. 29, 1994	A	W	76-67
Nov. 13, 1998	H	W	104-98
Nov. 18, 2005	H	W	68-58
Nov. 15, 2006	H	W	83-80 (ot)
RUTGERS (1-1, H: 1-0, A: 0-1)			
Jan. 15, 2014	A	L	85-75
Feb. 26, 2014	H	W	67-65

SACRED HEART (1-0, H: 1-0)			
Dec. 15, 2019	H	W	76-65
ST. BERNARD (1-0, H: 1-0)			
Dec. 4, 1975	H	W	100-87
ST. BONAVENTURE (1-0, H: 1-0)			
March 16, 2011*	H	W	69-54
ST. FRANCIS - N.Y. (1-0, H: 1-0)			
Jan. 16, 1988	H	W	80-79
ST. JOHN'S (0-1, N: 0-1)			
Nov. 26, 2017	N	L	46-43
SAINT JOSEPH'S (1-0, N: 1-0)			
Nov. 16, 2018	N	W	77-57
ST. LEO (22-4, H: 12-3, A: 9-1, N: 1-0)			
Dec. 12, 1972	A	W	68-55
Feb. 13, 1973	H	L	110-82
Dec. 5, 1973	H	W	65-49
Feb. 12, 1974	A	L	96-72
Jan. 25, 1975	H	L	85-84
Feb. 11, 1975	H	W	63-42
Jan. 27, 1976	H	W	80-56
Feb. 26, 1976	A	W	105-85
Jan. 29, 1977	A	W	79-72
Feb. 23, 1977	H	W	80-74 (3ot)
Jan. 31, 1978	H	W	68-53
Feb. 18, 1978	A	W	79-61
Feb. 21, 1978	N	W	89-60
Jan. 30, 1979	A	W	96-95 (ot)
Feb. 17, 1979	H	W	89-85
Feb. 24, 1979	H	W	85-70
Jan. 30, 1980	H	W	83-51
Feb. 16, 1980	A	W	72-62
Jan. 28, 1981	A	W	96-60
Feb. 14, 1981	H	W	111-73
Jan. 26, 1982	H	W	95-58
Feb. 17, 1982	A	W	74-54
Jan. 21, 1983	H	W	70-61
Feb. 14, 1983	H	W	71-58
Jan. 17, 1984	H	L	62-60
Feb. 10, 1984	A	W	75-53
ST. MARY'S - MD. (1-0, H: 1-0)			
Jan. 14, 1982	H	W	83-68
ST. MICHAEL'S (1-0, H: 1-0)			
Jan. 10, 1980	H	W	90-64
SAINT PETER'S (1-0, H: 1-0)			
Dec. 4, 1987	H	W	67-63
ST. THOMAS (21-5, H: 11-1, A: 9-3, N: 1-1)			
Feb. 3, 1972	A	W	73-60
Dec. 1, 1972	A	L	99-75
Jan. 12, 1974	H	W	85-73
Dec. 13, 1974	A	L	98-87
Feb. 25, 1975	H	W	47-45
Jan. 24, 1976	H	W	79-70
Feb. 17, 1976	A	W	82-67
Feb. 5, 1977	A	W	80-71
Feb. 16, 1977	A	W	61-52
Jan. 17, 1978	A	W	64-46
Feb. 4, 1978	H	W	76-68
Jan. 23, 1979	H	W	95-83
Feb. 7, 1979	A	W	103-92
Jan. 19, 1980	H	W	101-66
Feb. 6, 1980	A	W	89-75
Dec. 17, 1981	A	W	74-73
Feb. 4, 1981	H	W	95-83
Feb. 27, 1981	N	W	72-68
Jan. 30, 1982	A	L	81-79
Feb. 20, 1982	H	W	70-63
Feb. 27, 1982	N	L	68-66
Jan. 29, 1983	H	W	75-64
Feb. 19, 1983	H	L	62-61
Jan. 24, 1984	A	W	48-44
Dec. 18, 1997	H	W	94-60
Nov. 12, 2011	H	W	74-61
SAM HOUSTON (1-2, H: 1-0, A: 0-1, N: 0-1)			
Dec. 21, 2005	N	L	68-63
Jan. 5, 2008	A	L	60-58 (ot)
Jan. 3, 2009	H	W	86-70

All-Time Series History vs. Non-Big 12 Opponents

SAMFORD (7-17, H: 6-5, A: 0-10, N: 1-2)

Dec. 8, 1981	A	L	73-71
Feb. 5, 1990	H	L	86-60
Dec. 20, 1990	A	L	70-61
Jan. 7, 1993	A	L	65-52
Jan. 20, 1993	H	L	69-63
Jan. 6, 1994	A	L	63-48
Feb. 5, 1994	H	W	80-70
Jan. 14, 1995	A	L	74-73
Jan. 6, 1996	A	L	92-78
Jan. 4, 1997	H	L	68-65
Jan. 15, 1998	H	L	78-66
Feb. 26, 1998	N	W	94-70
Jan. 28, 1999	A	L	70-58
Feb. 27, 1999	N	L	89-61
Jan. 8, 2000	A	L	75-67
Feb. 19, 2000	H	W	71-68 (OT)
March 4, 2000	N	L	78-69
Jan. 8, 2001	H	L	76-62
Feb. 15, 2001	A	L	72-71 (OT)
Dec. 19, 2001	A	L	59-58
Feb. 14, 2002	H	W	72-56
Feb. 28, 2002	H	W	84-74
Feb. 1, 2003	H	W	58-52
Dec. 4, 2022	H	W	80-77 (OT)

SAN DIEGO (1-0, H: 1-0)

March 11, 1978	H	W	77-71
----------------	---	---	-------

SANTA CLARA (1-0, N: 1-0)

Nov. 20, 2022	N	W	57-50
---------------	---	---	-------

SAVANNAH STATE (1-2, H: 1-1, A: 0-1)

Nov. 30, 1981	H	W	81-67
Nov. 20, 1982	H	L	65-60
Dec. 12, 1983	A	L	57-53

SEATTLE (1-0, H: 1-0)

Nov. 26, 2016	H	W	67-51
---------------	---	---	-------

SHIPPENSBURG STATE (1-0, H: 1-0)

Jan. 6, 1979	H	W	97-67
--------------	---	---	-------

SLIPPERY ROCK (0-1, N: 0-1)

Jan. 6, 1990	N	L	85-75
--------------	---	---	-------

SMU (12-14, H: 8-4, A: 2-9, N: 2-1)

Feb. 18, 2006	A	L	77-55
Jan. 17, 2007	H	W	64-56
Jan. 26, 2008	A	L	69-67 (ot)
Jan. 28, 2009*	H	W	70-45
Jan. 27, 2010	A	L	65-43
March 10, 2010*	N	W	69-53
March 2, 2011*	H	W	51-48
Feb. 4, 2012	A	W	59-52
Jan. 26, 2013	H	W	74-65
Jan. 18, 2014	H	L	58-46
March 1, 2014	A	L	70-55
Jan. 11, 2015	H	L	70-61
Jan. 31, 2015	A	L	75-56
Jan. 10, 2016	A	L	88-73
Jan. 25, 2017	H	L	65-60
Mar. 11, 2017	N	L	70-59
Dec. 27, 2017	A	L	56-51
Feb. 17, 2018	H	W	52-37
Feb. 10, 2019	A	W	71-65
Feb. 24, 2019	H	W	95-48
Jan. 8, 2019	A	L	81-74
Mar. 4, 2020	H	W	61-58
Jan. 23, 2021	H	L	78-65
Jan. 2, 2022	A	L	72-60
Jan. 8, 2023	H	W	85-53
Mar. 9, 2023	N	W	76-70

SOUTH ALABAMA (0-6, H: 0-3, A: 0-3)

Dec. 6, 1984	A	L	83-66
Dec. 19, 1985	H	L	64-46
Jan. 24, 1987	A	L	101-69
Jan. 11, 1988	H	L	99-72
Jan. 28, 1992	H	L	107-88
Feb. 24, 1992	A	L	93-78

SOUTH CAROLINA (0-2, A: 0-2)

Dec. 15, 1984	A	L	89-46
Jan. 18, 1986	A	L	79-73

SOUTH CAROLINA STATE (1-1, H: 1-0, N: 0-1)

Nov. 28, 1999	N	L	71-70
Dec. 21, 2017	H	W	89-64

SOUTH DAKOTA STATE (4-1, H: 1-1, A: 1-0, N: 2-0)

Feb. 21, 2005	H	W	82-72
Jan. 18, 2006	H	L	69-64
Jan. 6, 2007	A	W	72-61
Nov. 29, 2008*	N	W	66-64
Nov. 19, 2023	N	W	83-80

SOUTH FLORIDA (21-27, H: 12-9, A: 8-16, N: 1-2)

Feb. 22, 1972	A	L	115-96
Dec. 11, 1972	H	L	100-88
Dec. 3, 1973	A	L	96-76
Nov. 30, 1974	H	W	75-74
Feb. 17, 1975	A	L	120-87
Nov. 29, 1975	H	L	94-76
Nov. 29, 1976	A	W	66-57
Jan. 26, 1978	A	W	79-57
Feb. 6, 1986	A	L	81-65
Feb. 17, 1987	A	L	86-71
Dec. 12, 1992	A	L	92-81
Jan. 26, 1993	H	L	77-72
Feb. 7, 1994	H	W	89-85 (ot)
Dec. 10, 1994	A	L	89-64
Dec. 11, 1995	H	L	92-82
Dec. 14, 1996	A	L	66-47
Dec. 30, 1997	N	L	73-72
Dec. 17, 1998	N	L	69-55
Dec. 3, 1999	H	L	79-55
Dec. 15, 2000	A	L	85-55
Jan. 29, 2002	H	L	84-79
Dec. 1, 2007	A	L	75-67
Dec. 6, 2008*	H	W	71-63
Dec. 16, 2009	A	L	66-59
Nov. 18, 2010*	H	W	65-59
Nov. 10, 2012	A	W	74-56
Jan. 2, 2013	H	L	65-56
Feb. 5, 2014	H	L	79-78 (ot)
Feb. 15, 2014	A	W	75-74
Feb. 11, 2015	H	W	73-62
Mar. 4, 2015	A	L	74-45
Jan. 6, 2016	H	W	75-64
Jan. 20, 2016	A	W	64-54
Jan. 17, 2017	H	W	86-64
Mar. 2, 2017	A	W	59-56
Jan. 20, 2018	A	W	71-69
Feb. 14, 2018	H	W	72-57
Feb. 13, 2019	H	W	78-65
Feb. 27, 2019	A	W	75-63
Jan. 18, 2020	H	W	55-54
Feb. 1, 2020	A	L	64-48
Jan. 2, 2021	A	L	68-61
Feb. 17, 2021	H	W	81-65
Jan. 15, 2022	A	L	75-51
Feb. 3, 2022	H	W	68-49
Mar. 10, 2022	N	W	60-58
Jan. 21, 2023	A	L	85-72
Feb. 22, 2023	H	L	82-75

SOUTH JERSEY (1-0, A: 1-0)

Dec. 22, 1970	A	W	96-80
---------------	---	---	-------

SOUTEAST MISSOURI STATE (0-1, N: 0-1)

March 4, 1982	N	L	60-55
---------------	---	---	-------

SOUTHEASTERN LOUISIANA (8-3, H: 5-3, A: 2-0, N: 1-0)

Jan. 14, 1989	H	L	81-79
Nov. 23, 1990	H	W	84-74
Jan. 29, 1994	A	W	92-80
Feb. 26, 1994	H	W	84-72
Feb. 4, 1995	H	L	91-90
Jan. 13, 1996	H	L	95-84
Feb. 29, 1996	N	W	83-80
Jan. 11, 1997	A	W	92-89 (ot)
Dec. 4, 2010*	H	W	74-49
Dec. 22, 2014	H	W	70-65
Dec. 12, 2017	H	W	61-53

SOUTHERN (1-2, H: 1-1, A: 0-1)

Jan. 28, 1993	A	L	127-91
Feb. 24, 1993	H	L	127-100
Dec. 9, 2017	H	W	76-60

SOUTHERN BENEDICTINE (1-0, H: 1-0)

Dec. 8, 1977	H	W	64-61
--------------	---	---	-------

SOUTHERN ILLINOIS (0-1, H: 0-1)

Dec. 31, 1984	H	L	76-65
---------------	---	---	-------

SOUTHERN MISS (5-8, H: 4-1, A: 1-5, N: 0-2)

Feb. 8, 2006	A	L	59-51
Feb. 21, 2007	H	W	59-56
Jan. 8, 2008	A	W	52-41
March 13, 2008	N	L	68-62
Jan. 21, 2009*	H	W	73-61
March 11, 2009	N	L	77-53
Feb. 20, 2010	A	L	68-58
Jan. 15, 2011	A	L	86-69
Feb. 26, 2011*	H	W	65-64
Jan. 28, 2012	H	L	78-65
Feb. 11, 2012	A	L	78-74
Feb. 6, 2013	H	W	60-58
March 9, 2013	A	L	70-62

SOUTHWEST GEORGIA (0-2, H: 0-1, A: 0-1)

Dec. 5, 1970	H	L	85-76
Feb. 8, 1971	A	L	84-72

SPRING HILL (0-1, A: 0-1)

Dec. 16, 1973	A	L	90-76
---------------	---	---	-------

STANFORD (0-1, H: 0-1)

Dec. 29, 1990	H	L	89-80
---------------	---	---	-------

STETSON (31-16, H: 18-9, A: 12-7, N: 1-0)

Jan. 3, 1974	A	L	86-68
Dec. 13, 1980	N	W	75-73 (2ot)
Dec. 29, 1983	H	L	74-58
Feb. 16, 1985	H	L	71-64
Feb. 23, 1985	A	W	66-60
Feb. 15, 1986	H	L	87-81
March 5, 1986	A	L	87-59
Jan. 18, 1993	A	L	98-91
March 2, 1993	H	L	95-82
Dec. 22, 1994	A	W	96-91 (ot)
Feb. 19, 1994	H	W	82-77
March 5, 1994	H	W	70-67
Jan. 5, 1995	A	L	83-80 (ot)
Jan. 21, 1995	H	L	78-65
Feb. 5, 1996	A	W	75-66
Feb. 17, 1996	H	W	73-62
Feb. 3, 1997	H	L	71-59
Feb. 15, 1997	A	L	85-70
Feb. 2, 1998	H	W	77-74
Feb. 14, 1998	A	W	88-84
Jan. 16, 1999	H	W	84-65
Feb. 9, 1999	A	W	80-68
Feb. 22, 2000	A	L	88-86
Jan. 31, 2000	H	L	75-61
Jan. 17, 2001	H	L	77-68
Jan. 27, 2001	A	L	83-65
Jan. 2, 2002	H	W	75-69
Feb. 21, 2002	A	W	78-65
Jan. 18, 2003	H	W	82-70
Feb. 15, 2003	A	W	90-82
Jan. 9, 2004	A	W	71-58
Feb. 14, 2004	H	W	74-54
Jan. 11, 2005	H	W	70-66
Feb. 10, 2005	A	W	71-62
Nov. 26, 2005	H	W	74-66
Nov. 18, 2006	H	W	73-60
Nov. 23, 2010*	A	W	85-58
Dec. 29, 2011	H	W	80-70
Dec. 20, 2012	H	W	83-66
Dec. 7, 2013	H	W	77-58
Nov. 16, 2014	H	W	64-55
Dec. 2, 2015	A	W	94-85
Nov. 30, 2016	H	W	81-45
Dec. 19, 2017	A	W	74-55
Dec. 16, 2018	H	W	90-65
Dec. 21, 2022	H	W	73-58
Nov. 26, 2023	H	L	85-82

SUNY-NEW PALTZ (1-0, H: 1-0)

Jan. 25, 1971	H	W	96-88
---------------	---	---	-------

TAMPA (2-2, H: 2-0, A: 0-1, N: 0-1)

Jan. 20, 1984	A	L	64-59
Feb. 13, 1984	H	W	72-62
Feb. 25, 1984	N	L	53-52
Nov. 8, 2013	H	W	97-72

TARLETON (1-0, H: 1-0)

Dec. 11, 2022	H	W	75-49
---------------	---	---	-------

All-Time Series History vs. Non-Big 12 Opponents

TEMPLE (7-12, H: 4-5, A: 2-7, N: 1-0)				
Jan. 4, 2014	H	W		78-76
March 4, 2014	A	L	86-78 (ot)	
March 12, 2014	N	W	94-90 (2ot)	
Jan. 4, 2015	A	L		84-78
Jan. 28, 2015	H	L		86-62
Feb. 6, 2016	H	L		62-60
Feb. 27, 2016	A	L		63-61
Dec. 31, 2016	H	W		77-53
Feb. 22, 2017	A	W		71-69
Jan. 7, 2018	H	W		60-39
Feb. 25, 2018	A	L		75-56
Jan. 2, 2019	H	W		78-73
Mar. 9, 2019	A	L		67-62
Dec. 31, 2019	H	L		62-58
Jan. 14, 2021	A	L		62-55
Dec. 15, 2021	A	W		65-48
Jan. 5, 2022	H	L		66-62
Jan. 28, 2023	H	L	77-70 (OT)	
Mar. 2, 2023	A	L		57-55

TENNESSEE (0-1, H: 0-1)				
Dec. 29, 1986	H	L		81-62

TENNESSEE-MARTIN (1-1, H: 1-0, A: 0-1)				
Dec. 15, 2002	A	L		63-58
Dec. 30, 2003	H	W		80-68

TENNESSEE TECH (1-2, H: 0-1, A: 0-1, N: 1-0)				
Jan. 30, 1985	A	L		70-55
Dec. 10, 1985	H	L		77-62
Dec. 21, 2006	N	W		73-66

TENNESSEE TEMPLE (1-0, H: 1-0)				
Nov. 30, 1996	H	W		89-85

TENNESSEE WESLEYAN (1-0, H: 1-0)				
Dec. 2, 1976	H	W	108-107 (ot)	

TEXAS (1-0, A: 1-0)				
Jan. 17, 2024	A	W		77-71

TEXAS PAN-AM (5-0, H: 3-0, A: 2-0)				
Jan. 12, 1991	A	W		81-80
Feb. 7, 1991	H	W		68-61
Jan. 16, 1992	A	W		59-51
Feb. 26, 1992	H	W		73-72
Dec. 30, 2006	H	W		88-62

TEXAS WESLEYAN (2-0, H: 2-0)				
Jan. 9, 1989	H	W		82-77
Nov. 29, 1989	H	W		80-79

TOLEDO (0-2, H: 0-1, A: 0-1)				
Dec. 2, 1988	A	L		92-51
Nov. 29, 1997	H	L		69-64

TOWSON (0-1, H: 0-1)				
Jan. 3, 1983	H	L		80-57

TRANSYLVANIA (1-0, H: 1-0)				
Dec. 14, 1973	H	W		55-38

TROY (8-11, H: 3-6, A: 3-3, N: 2-2)				
Dec. 3, 1982	H	L		84-81
Jan. 10, 1998	H	W		82-65
Feb. 6, 1999	H	W		107-82
Feb. 25, 1999	N	W		66-55
Dec. 30, 1999	H	L		74-73
Feb. 12, 2000	A	L		85-73
Jan. 2, 2001	A	L		79-64
Feb. 8, 2001	H	L		74-69
March 1, 2001	N	L		89-68
Jan. 10, 2002	A	L		85-74
Feb. 4, 2002	H	L		64-58
Jan. 11, 2003	A	W		76-61
Feb. 20, 2003	H	L		77-72
March 8, 2003	N	L		80-69
Jan. 23, 2004	A	W		74-72
Jan. 31, 2004	H	L		76-64
March 6, 2004	N	W		60-55
Jan. 16, 2005	H	W		87-76
Feb. 4, 2005	A	W		77-73

TULANE (19-6, H: 9-1, A: 10-4, N: 0-1)				
Dec. 8, 1983	A	L		82-54
Nov. 29, 2002	A	W		66-61
Feb. 11, 2006	H	W		72-51
Feb. 14, 2007	A	L		86-80
Feb. 27, 2008	H	W		80-63
Jan. 31, 2009*	A	W	79-74 (ot)	
Feb. 13, 2010*	H	W		62-54
Feb. 16, 2011*	A	W		65-62
Jan. 4, 2012	H	W		60-53
Jan. 30, 2013	A	W		58-50
Jan. 14, 2015	H	W	103-100 (3ot)	
Feb. 19, 2015	A	W		69-55
Feb. 4, 2016	A	W		70-62
Mar. 2, 2016	H	W		73-65
Mar. 10, 2016	N	L		65-63
Dec. 28, 2016	A	W		85-72
Mar. 4, 2018	H	W		60-51
Jan. 23, 2019	A	W		75-50
Jan. 14, 2020	A	W		74-55
Feb. 22, 2020	H	L		75-74
Feb. 12, 2021	H	W		53-49
Feb. 20, 2021	A	W		84-81
Jan. 22, 2022	H	W		68-66
Mar. 3, 2022	A	L		82-67
Jan. 14, 2023	A	L		77-69

TULSA (14-15, H: 12-3, A: 2-12)				
Dec. 19, 1981	A	L		69-58
Dec. 4, 1989	A	L		78-48
Jan. 21, 2006	H	W		45-44
Feb. 3, 2007	H	W		63-53
Feb. 24, 2007	A	L		66-64
Jan. 12, 2008	H	W	97-91 (3ot)	
March 8, 2008*	A	L		71-53
Feb. 14, 2009*	H	W		74-72
March 4, 2009	A	L		79-70
Jan. 16, 2010	A	L		90-70
Jan. 30, 2010	H	L		55-50
Feb. 12, 2011*	H	W		58-57
Jan. 25, 2012	A	L		66-61
Feb. 23, 2013	H	W		83-75
Dec. 31, 2014	H	L		56-54
Jan. 24, 2016	A	L		75-60
Feb. 21, 2016	H	L		75-67
Jan. 28, 2017	A	L		77-66
Feb. 14, 2017	H	W		71-53
Feb. 21, 2018	A	L		70-61
Jan. 19, 2019	H	W		64-62
Feb. 9, 2020	H	W		83-75
Feb. 29, 2020	A	L		65-54
Feb. 6, 2021	A	W		65-58
Mar. 2, 2021	H	W		73-69
Feb. 14, 2022	H	W		76-67
Mar. 6, 2022	A	L		73-72
Feb. 11, 2023	H	W		96-52
Feb. 26, 2023	A	W		68-49

UAB (5-7, H: 2-4, A: 2-3, N: 1-0)				
Feb. 4, 2006	H	L		75-68
Jan. 10, 2007	A	L	74-64 (ot)	
Jan. 30, 2008	H	L		88-81
Jan. 13, 2009	A	L		60-52
Feb. 24, 2010	H	L		53-49
Jan. 29, 2011	H	L		74-69
Feb. 19, 2011	A	L		63-58
Jan. 21, 2012	A	W		48-41
March 3, 2012	H	W		71-63
March 8, 2012	N	W		64-54
Jan. 9, 2013	H	W		64-48
March 6, 2013	A	W		74-70

UMBC (1-1, H: 1-0, A: 0-1)				
Dec. 12, 1987	A	L		85-57
Jan. 14, 1988	H	W		98-69

UNION (1-0, H: 1-0)				
Jan. 4, 1982	H	W		78-46

UNLV (0-2, H: 0-1, A: 0-1)				
Dec. 30, 1994	H	L	103-90 (ot)	
Dec. 30, 1995	A	L		74-53

UPSALA (1-0, H: 1-0)				
Nov. 19, 1977	H	W		102-77

URBANA (3-0, H: 3-0)				
Dec. 15, 1979	H	W		98-59
Dec. 12, 1981	H	W		83-73
Dec. 14, 1983	H	W		63-50

USC UPSTATE (1-0, H: 1-0)				
Nov. 23, 2014	H	W		76-69

U.S. INTERNATIONAL (0-2, H: 0-1, A: 0-1)				
Dec. 2, 1987	H	L		78-75
Feb. 10, 1988	A	L		96-79

UTAH STATE (1-0, N: 1-0)				
Nov. 20, 2004	N	W		55-52

UTEP (5-5, H: 3-1, A: 2-3, N: 0-1)				
Dec. 15, 1978	A	L		92-64
March 4, 2006	H	W		66-55
Jan. 27, 2007	A	W		67-64
Jan. 23, 2008	H	W		109-80
Feb. 11, 2009	A	L		73-68
Jan. 23, 2010	H	L		96-59
March 11, 2010	N	L		76-54
Feb. 21, 2011*	A	W		74-68
Feb. 25, 2012	H	W		63-45
Feb. 16, 2013	A	L		73-58

VALDOSTA STATE (3-4, H: 2-1, A: 0-2, N: 1-1)				
Jan. 14, 1975	N	W		69-59
March 11, 1976	N	L		95-82
Nov. 22, 1982	A	L		101-94
Dec. 18, 1982	H	W		78-67
March 21, 1983	A	L		87-73
Dec. 19, 1983	H	W		68-50
Dec. 12, 1985	H	L		55-46

VALPARAISO (2-3, H: 2-0, A: 0-2, N: 0-1)				
Jan. 5, 1989	N	L		90-89
Nov. 18, 2008	A	L		69-52
Dec. 22, 2008*	H	W		85-60
Nov. 26, 2013	A	L		85-70
Dec. 22, 2013	H	W		90-62

VCU (1-0, N: 1-0)				
March 22, 2019	N	W		73-58

VILLANOVA (0-2, N: 0-2)				
Nov. 22, 2007	N	L		76-68
Nov. 20, 2016	N	L		67-57

VILLANOVA-MIAMI (2-0, H: 1-0, N: 1-0)				
Feb. 15, 1984	H	W		75-44
Feb. 24, 1984	N	W		33-23

VMI (1-0, N: 1-0)				
Dec. 28, 1978	N	W		108-91

WARNER SOUTHERN (1-0, H: 1-0)				
March 2, 1989	H	W		78-52

WARTBURG (0-1, H: 0-1)				
Dec. 18, 2000	H	L		72-61

WEBBER (3-0, H: 2-0, A: 1-0)				
Jan. 15, 1980	H	W		92-48
Jan. 29, 1980	A	W		98-53
Nov. 20, 1981	H	W		84-48

WEST FLORIDA (7-1, H: 5-0, A: 2-1)				
Feb. 15, 1973	H	W		56-54
1973-74	A	L		85-82
1973-74	H	W		88-74
Jan. 31, 1975	H	W		85-73
Feb. 20, 1975	A	W		98-87
Jan. 6, 1976	A	W		73-65
Dec. 17, 1993	H	W		102-61
Nov. 12, 2010*	H	W		115-61

WEST GEORGIA (2-1, H: 1-0, A: 0-1, N: 1-0)			
Dec. 20, 1982	N	W	81-78
Dec. 20, 1982	H	W	90-80
Feb. 17, 1983	A	L	95-83

All-Time Series History vs. Non-Big 12 Opponents

WESTERN NEW ENGLAND (3-0, H: 3-0)			
Jan. 14, 1976	H	W	109-74
Jan. 11, 1978	H	W	106-79
Jan. 13, 1980	H	W	114-87

WICHITA STATE (3-8, H: 2-3, A: 1-5)			
Jan. 25, 2018	A	L	81-62
Mar. 1, 2018	H	L	75-71 (ot)
Jan. 16, 2019	A	L	75-67
Jan. 25, 2020	A	L	87-79
Feb. 13, 2020	H	L	75-58
Jan. 30, 2021	A	L	93-88 (ot)
Feb. 10, 2021	H	L	61-60
Jan. 26, 2022	A	L	84-79
Feb. 8, 2022	H	W	71-66
Dec. 28, 2022	H	W	52-45
Feb. 8, 2023	A	W	72-67

WILLIAM JEWELL (1-0, H: 1-0)			
Jan. 2, 1981	H	W	106-78

WILLIAM & MARY (2-0, H: 2-0)			
Jan. 2, 1989	H	W	69-65
Nov. 18, 2017	H	W	75-64

WINTHROP (6-4, H: 3-2, A: 3-2)			
Dec. 22, 1988	H	L	82-80 (ot)
Jan. 13, 1990	A	L	60-45
Dec. 5, 1992	H	W	99-91
Dec. 4, 1993	A	W	94-85
Dec. 15, 1994	H	W	86-80
Nov. 29, 1995	A	W	77-65
Nov. 27, 1996	H	L	83-78
Dec. 3, 1997	A	W	73-68
Dec. 2, 1998	H	W	79-57
Nov. 23, 1999	A	L	78-54

WISCONSIN (0-1, A: 0-1)			
Dec. 13, 1971	A	L	90-58

UW-MILWAUKEE (0-2, H: 0-1, A: 0-1)			
Dec. 15, 1990	A	L	86-84
Jan. 31, 1991	H	L	88-87

UW-OSHKOSH (0-1, A: 0-1)			
Feb. 8, 1972	A	L	80-66

XAVIER - LA. (2-0, H: 1-0, A: 1-0)			
Dec. 6, 1979	A	W	83-79
Jan. 2, 1980	H	W	109-79

XAVIER (0-1, A: 0-1)			
Feb. 28, 1985	A	L	78-51

YALE (0-1, H: 0-1)			
Dec. 30, 1989	H	L	93-81 (ot)

YORK COLLEGE (1-0, H: 1-0)			
Feb. 22, 1974	H	W	77-66

YOUNGSTOWN STATE (0-1, H: 0-1)			
Dec. 23, 1996	H	L	83-74

In-Season Tournaments

AMI CLASSIC

at Miami, Fla.

1986-87 (4th)

Nov. 28	Miami	L, 64-54
Nov. 29	La Salle	L, 68-43

BAHA MAR HOOPS BAHAMAS CHAMPIONSHIP

at Nassau, Bahamas

2022-23 (1st)

Nov. 18	Oklahoma State	W, 60-56 (OT)
Nov. 20	Santa Clara	W, 57-50

BATTLE 4 ATLANTIS

at Paradise Island, Bahamas

2011-12 (2nd)

Nov. 24	College of Charleston	W, 74-63
Nov. 25	UConn	W, 68-63
Nov. 26	Harvard	L, 59-49

BP TOP OF THE WORLD CLASSIC

at Fairbanks, Alaska

2004-05 (1st)

Nov. 18	Alaska-Fairbanks	W, 74-63
Nov. 20	Utah State	W, 55-52
Nov. 21	New Mexico State	W, 62-58

CANCUN CHALLENGE

at Albuquerque, N.M./Cancun, Mexico

2008-09

Nov. 22	at New Mexico	W, 72-71
Nov. 29	South Dakota State	W, 66-64
Nov. 30	Morehead State	L, 71-65

CITRUS INVITATIONAL

at Lakeland, Fla.

1974-75 (2nd)

Jan. 14	Valdosta State	W, 69-59
Jan. 15	C.W. Post	L, 78-73

COLUMBUS CHRISTMAS TOURNAMENT

at Columbus, Ga.

1977-78 (1st)

Dec. 19	Knoxville	W, 95-85
Dec. 20	Columbus	W, 74-62

DR. PEPPER CLASSIC

at Chattanooga, Tenn.

1996-97 (4th)

Dec. 28	Youngstown State	L, 80-55
Dec. 29	Coastal Carolina	L, 77-71 (2OT)

FIESTA BOWL CLASSIC

at Tucson, Ariz.

2005-06 (4th)

Dec. 19	Western Kentucky	L, 73-68
Dec. 21	Sam Houston State	L, 68-63

GILDAN CHARLESTON CLASSIC

at Charleston, S.C.

2016-17 (2nd)

Nov. 17	Mississippi State	W, 86-61
Nov. 18	at Charleston	W, 60-40
Nov. 20	Villanova	L, 67-57

GLENN WILKES CLASSIC

at Daytona Beach, Fla.

2009-10

Nov. 17	Howard (Orlando, Fla.)	W, 68-59
Nov. 20	Auburn	W, 84-74
Nov. 21	Niagara	L, 63-46
Nov. 22	Drake	W, 59-50

HAWAII PACIFIC THANKSGIVING TOURNEY

at Kapolei, Hawaii

2000-01 (7th)

Nov. 24	Georgetown	L, 77-65
Nov. 25	Duquesne	L, 90-79
Nov. 26	Hawaii Pacific	W, 80-67

JACKSONVILLE CLASSIC

at St. Augustine, Fla.

2023-24 (1st)

Nov. 19	South Dakota State	W, 83-80
Nov. 20	Charlotte	W, 74-71 (OT)

LAWRENCE INVITATIONAL

at Appleton, Wis.

1976-77 (1st)

Dec. 19	Milton State	W, 79-61
Dec. 20	Lawrence	W, 102-80

MCCLENDON CLASSIC

at Chicago, Ill.

1989-90 (4th)

Dec. 15	Illinois-Chicago	L, 86-66
Dec. 16	Howard	L, 81-65

MERRILL LYNCH CLASSIC

at Orlando, Fla.

1986-87 (2nd)

Dec. 20	Campbell	W, 88-82
Dec. 21	Coastal Carolina	L, 72-68

1987-88 (2nd)

Dec. 4	Saint Peter's	W, 67-63
Dec. 5	Campbell	L, 91-82

1988-89 (2nd)

March 3	Warner Southern	W, 78-53
March 4	Mt. St. Mary's	L, 99-92

MYRTLE BEACH INVITATIONAL

at Conway, S.C.

2018-19 (1st)

Nov. 15	Cal State Fullerton	W, 68-52
Nov. 16	Saint Joseph's	W, 77-57
Nov. 18	Western Kentucky	W, 78-62

OLD SPICE CLASSIC/ADVOCARE INVITATIONAL

at Lake Buena Vista, Fla.

2007-08 (7th)

Nov. 22	Villanova	L, 76-68
Nov. 23	Kansas State	L, 73-71 (OT)
Nov. 25	Penn State	W, 70-59

2017-18 (4th)

Nov. 23	Nebraska	W, 68-59
Nov. 24	West Virginia	L, 83-45
Nov. 26	St. John's	L, 46-43

RED LOBSTER CLASSIC

at Orlando, Fla.

1983-84 (4th)

Dec. 29	Stetson	L, 74-58
Dec. 30	Cincinnati	L, 62-48

1985-86 (4th)

Dec. 22	Auburn	L, 78-49
Dec. 23	Valdosta State	L, 55-46

1986-87 (4th)

Dec. 29	Tennessee	L, 81-62
Dec. 30	Alcorn State	L, 77-74

1987-88 (4th)

Dec. 28	Alabama	L, 65-54
Dec. 29	Florida State	L, 101-67

1988-89 (4th)

Dec. 28	Florida State	L, 97-64
Dec. 29	Auburn	L, 95-68

1989-90

Dec. 9	Georgia	L, 92-62
--------	---------	----------

1990-91 (4th)

Dec. 29	Stanford	L, 89-80
Dec. 30	DePaul	L, 81-78 (ot)

SAN JUAN SHOOTOUT

at Guaynabo, Puerto Rico

2006-07 (3rd)

Dec. 19	Utah	W, 67-61
Dec. 20	Appalachian State	L, 75-64
Dec. 21	Tennessee Tech	W, 75-63

SOCON HOLIDAY HOOPS TOURNEY

at Greenville, S.C.

1999-00 (8th)

Nov. 26	Clemson	L, 54-48
Nov. 27	Old Dominion	L, 61-57
Nov. 28	South Carolina State	L, 71-70

SPARTAN COCA-COLA CLASSIC

at East Lansing, Mich.

1998-99 (3rd)

Nov. 27	Michigan State	L, 87-64
Nov. 28	UNC-Wilmington	W, 61-50

STETSON INVITATIONAL

at DeLand, Fla.

1973-74 (4th)

Jan. 2	Charlotte	L, 93-71
Jan. 3	Stetson	L, 86-68

SWAMP FOX INVITATIONAL

at Florence, S.C.

1980-81 (1st)

Jan. 9	California State (Pa.)	W, 58-48
Jan. 10	Francis Marion	W, 47-38

TANGERINE BOWL

at Winter Park, Fla.

1978-79 (2nd)

Dec. 28	Virginia Military	W, 108-91
Dec. 29	American	L, 85-83 (OT)

1980-81 (1st)

Dec. 12	Central Michigan	W, 60-55
Dec. 13	Stetson	W, 75-73 (2OT)

1989-90 (4th)

Jan. 5	Valparaiso	L, 90-89
Jan. 6	Slippery Rock	L, 85-75

1990-91 (2nd)

Jan. 4	Brandon	W, 98-91
Jan. 5	Rollins	L, 78-70

UCF CLASSIC

at Orlando, Fla.

1989-90 (1st)

March 2	Liberty	W, 86-79
March 3	Long Island	W, 106-91

1990-91 (1st)

Nov. 23	Southeastern Louisiana	W, 84-74
Nov. 24	Maine	W, 86-79

1991-92 (2nd)

Nov. 30	Campbell	W, 82-74
Dec. 1	Delaware	L, 92-79

1992-93 (4th)

Dec. 21	Grambling	L, 85-81
Dec. 22	McNeese State	L, 77-73

UCF HOLIDAY CLASSIC/TOURNAMENT

at Orlando, Fla.

2004-05 (3rd)

Dec. 28	Brown	L, 83-82 (OT)
Dec. 29	Fordham	W, 65-61

2005-06 (2nd)

Dec. 29	North Florida	W, 69-57
Dec. 30	Birmingham-Southern	L, 58-50

2006-07 (1st)

Dec. 29	NJIT	W, 75-63
Dec. 30	Texas-Pan Am	W, 88-62

2007-08 (1st)

Dec. 30	NJIT	W, 82-50
Dec. 31	Long Island	W, 78-69

2008-09 (1st)

Dec. 29	Penn	W, 81-64
Dec. 30	Chicago State	W, 89-75

2009-10 (2nd)

Dec. 29	Liberty	W, 82-58
Dec. 30	Jacksonville	L, 61-51

2010-11 (1st)

Dec. 29	Furman	W, 71-53
Dec. 30	Princeton	W, 68-62

2011-12 (1st)

Dec. 29	Stetson	W, 80-70
Dec. 30	Rhode Island	W, 65-54

2012-13 (1st)

Dec. 28	Howard	W, 62-45
Dec. 29	Belmont	W, 66-63

2013-14 (1st)

Dec. 21	Rio Grande	W, 86-58
Dec. 22	Valparaiso	W, 90-62

UCF HOLIDAY WORLD TOURNAMENT

at Orlando, Fla.

1982-83 (3rd)

Dec. 3	Troy	L, 84-81
Dec. 4	Florida International	W, 84-60

UNIVERSITY HOOPS CLASSIC

at New Orleans, La.

2002-03 (1st)

Nov. 29	Tulane	W, 66-61
Nov. 30	Maine	W, 72-55
Dec. 1	Indiana State	W, 50-49

UNLV HOLIDAY CLASSIC

at Las Vegas, Nev.

1995-96 (4th)

Dec. 28	Davidson	L, 90-51
Dec. 30	UNLV	L, 74-53

WOODEN LEGACY

at Anaheim, Calif.

2019-20 (5th)

Nov. 28	Pennsylvania	L, 68-67
Nov. 29	Pepperdine	W, 78-65
Dec. 1	Charleston	W, 77-56

Conference Tournaments

Sunshine State

1978 - Lakeland, Fla. - No. 1 seed			
Feb. 21	St. Leo - No. 5 seed	W, 89-60	
Feb. 22	Rollins - No. 3 seed	W, 103-66	
1979 - Orlando, Fla. - No. 3 seed			
Feb. 24	St. Leo - No. 6 seed	W, 85-70	
Feb. 25	Rollins - No. 2 seed	L, 90-86	
1980 - Lakeland, Fla. - No. 2 seed			
Feb. 24	Rollins - No. 3 seed	L, 81-73	
1981 - Lakeland, Fla. - No. 2 seed			
Feb. 27	Biscayne - No. 3 seed	W, 72-68	
Feb. 28	Florida Southern - No. 1 seed	L, 86-77	
1982 - Lakeland, Fla. - No. 2 seed			
Feb. 26	Rollins - No. 3 seed	W, 95-87	
Feb. 27	Biscayne - No. 4 seed	L, 68-66	
1983 - Lakeland, Fla. - No. 1 seed			
Feb. 25	Eckerd - No. 4 seed	W, 66-57	
Feb. 26	Florida Southern - No. 2 seed	L, 93-74	
1984 - Lakeland, Fla. - No. 1 seed			
Feb. 24	Villanova-Miami - No. 4 seed	W, 33-23	
Feb. 25	Tampa - No. 3 seed	L, 53-52	

American South

1991 - New Orleans, La. - No. 6 seed			
March 1	Louisiana Tech - No. 3 seed	L, 89-57	

Sun Belt

1992 - Biloxi, Miss. - No. 10 seed			
March 5	New Orleans - No. 7 seed	L, 66-47	

Atlantic Sun

1994 - Orlando, Fla. - No. 1 seed			
March 3	Mercer - No. 8 seed	W, 90-68	
March 4	Centenary - No. 4 seed	W, 93-89	
March 5	Stetson - No. 3 seed	W, 70-67	
1995 - Orlando, Fla. - No. 5 seed			
March 2	Southeastern Louisiana - No. 4 L	81-70	
1996 - DeLand, Fla. - No. 6 seed			
Feb. 29	Southeastern Louisiana - No. 3 W	83-80	
March 1	Campbell - No. 3 seed	W, 80-71	
March 2	Mercer - No. 5 seed	W, 86-77	
1998 - Charleston, S.C. - No. 5 seed			
Feb. 26	Samford - No. 4 seed	W, 94-70	
Feb. 27	College of Charleston - No. 1 s. L	81-66	

1999 - Jacksonville, Fla. - No. 2 seed			
Feb. 25	Troy - No. 7 seed	W, 66-55	
Feb. 26	Georgia State - No. 3 seed	W, 67-60	
Feb. 27	Samford - No. 1 seed	L, 89-61	
2000 - Jacksonville, Fla. - No. 5 seed			
March 2	Jacksonville State - No. 4 seed W	74-55	
March 3	Mercer - No. 8 seed	W, 84-79	
March 4	Samford - No. 3 seed	L, 78-69	
2001 - Atlanta, Ga. - No. 10 seed			
Feb. 28	Jacksonville State - No. 7 seed W	100-57	
March 1	Troy - No. 2 seed	L, 89-68	
2002 - Orlando, Fla. - No. 5 seed			
Feb. 28	Samford - No. 4 seed	W, 84-74	
March 1	Georgia State - No. 1 seed	L, 82-64	
2003 - Atlanta, Ga. - No. 5 seed			
March 6	Jacksonville State - No. 4 seed W	68-51	
March 7	Mercer - No. 1 seed	W, 79-59	
March 8	Troy - No. 3 seed	L, 80-69	
2004 - Nashville, Tenn. - No. 2 seed			
March 4	Jacksonville - No. 7 seed	W, 71-63	
March 5	Belmont - No. 3 seed	W, 64-62	
March 6	Troy - No. 1 seed	W, 60-55	
2005 - Nashville, Tenn. - No. 2 seed			
March 3	Mercer - No. 7 seed	W, 81-68	
March 4	Belmont - No. 3 seed	W, 66-61	
March 5	Gardner-Webb - No. 1 seed	W, 63-54	

Conference USA

2006 - Memphis, Tenn. - No. 5 seed			
March 8	East Carolina - No. 12 seed	W, 65-52	
March 9	Houston - No. 4 seed	L, 71-52	
2007 - Memphis, Tenn. - No. 2 seed			
March 8	Rice - No. 7 seed	L, 53-51	
2008 - Memphis, Tenn. - No. 4 seed			
March 13	Southern Miss - No. 5 seed	L, 68-62	
2009 - Memphis, Tenn. - No. 6 seed			
March 11	Southern Miss - No. 11 seed	L, 77-53	
2010 - Tulsa, Okla. - No. 9 seed			
March 10	SMU - No. 8 seed	W, 69-53	
March 11	UTEP - No. 1 seed	L, 76-54	
2011 - El Paso, Texas - No. 9 seed			
March 9	ECU - No. 8 seed	L, 75-60	
2012 - Memphis, Tenn. - No. 4 seed			
March 8	UAB - No. 5 seed	W, 64-54	
March 9	at Memphis - No. 1 seed	L, 83-52	

American Athletic Conference

2014 - Memphis, Tenn. - No. 9 seed			
March 12	Temple - No. 8 seed	W, 94-90 (2ot)	
March 13	Cincinnati - No. 1 seed	L, 61-58	
2015 - Hartford, Conn. - No. 9 seed			
March 12	ECU - No. 8 seed	L, 81-80 (ot)	
2016 - Orlando, Fla. - No. 7 seed			
March 10	Tulane - No. 10 seed	L, 65-63	
2017 - Hartford, Conn. - No. 4 seed			
March 10	Memphis - No. 5 seed	W, 84-54	
March 11	SMU - No. 1 seed	L, 70-59	
2018 - Orlando, Fla. - No. 6 seed			
March 8	ECU - No. 11 seed	W, 66-52	
March 9	Houston - No. 3 seed	L, 84-56	
2019 - Memphis, Tenn. - No. 4 seed			
March 15	Memphis - No. 5 seed	L, 79-55	
2020 - Fort Worth, Texas			
Canceled			
2021 - Fort Worth, Texas - No. 6 seed			
March 11	ECU - No. 11 seed	W, 72-62	
March 12	Memphis - No. 3 seed	L, 70-62	
2022 - Fort Worth, Texas - No. 6 seed			
March 10	South Florida - No. 11 seed	W, 60-58	
March 11	Memphis - No. 3 seed	L, 85-69	
2023 - Fort Worth, Texas - No. 7 seed			
March 9	SMU - No. 10 seed	W, 76-70	
March 10	Memphis - No. 2 seed	L, 81-76	

Big 12 Conference

2024 - Kanas City, Mo. - No. 12 seed			
March 12	Oklahoma State - No. 13 seed	W, 77-62	
March 13	BYU - No. 5 seed	L, 87-73	

DI Conference Tournament Titles



Ibrahima Diallo (2023-24) shoveled home a career-high 17 points while pulling in 11 rebounds while swatting aside three shots in UCF's first victory in the Big 12 Conference Tournament. The Knights jumped out to a 27-point lead with 7:42 remaining in the game en route to topping Oklahoma State 77-62 in the first round.

Postseason History




1994

Atlantic Sun Champions, NCAA Tournament Berth



1996

Atlantic Sun Champions, NCAA Tournament Berth



2004

Atlantic Sun Champions, NCAA Tournament Berth



2005

Atlantic Sun Champions, NCAA Tournament Berth



2019

NCAA Tournament Second Round

Division I NCAA Tournament

1994 - No. 16 seed - Lexington, Ky.		
March 17	Purdue - No. 1 seed	L, 98-67
1996 - No. 16 seed - Providence, R.I.		
March 14	UMass - No. 1 seed	L, 92-70
2004 - No. 14 seed - Milwaukee, Wis.		
March 19	Pittsburgh - No. 3 seed	L, 53-44
2005 - No. 15 seed - Worcester, Mass.		
March 18	UConn - No. 2 seed	L, 77-71
2019 - No. 9 seed - Columbia, S.C.		
March 22	VCU - No. 8 seed	W, 73-58
March 24	Duke - No. 1 seed	L, 77-76

NIT

2012		
March 14	at Drexel (First Round)	L, 81-56
2017		
March 15	Colorado (First Round)	W, 79-74
March 20	at Illinois State (Second Round)	W, 63-62
March 22	Illinois (Quarterfinals)	W, 68-58
March 28	vs. TCU (Semifinals)	L, 68-53
2023		
March 15	at Florida (First Round)	W, 67-49
March 19	at Oregon (Second Round)	L, 68-54
2024		
March 19	South Florida (First Round)	L, 83-77

CBI

2011		
March 16	St. Bonaventure (1st Round)	W, 69-54
March 21	Rhode Island (2nd Round)	W, 66-54
March 23	at Creighton (Semifinals)	L, 82-64

Division II NCAA Tournament

1976 Southeast Regional - Chattanooga, Tenn.		
March 11	Valdosta State	L, 95-82
March 12	Rollins	L, 101-91
1977 Southeast Regional - Chattanooga, Tenn.		
March 4	Armstrong State	W, 91-82
March 5	Chattanooga	L, 88-79
1978 South Regional - Orlando, Fla.		
March 3	Augusta	W, 86-66
March 4	Florida A&M	W, 85-78
1978 Quarterfinals - Orlando, Fla.		
March 11	San Diego	W, 77-71
1978 National Championship - Springfield, Mo.		
March 17	Cheyney State	L, 79-63
March 18	Eastern Illinois	L, 77-67
1980 South Regional - Lakeland, Fla.		
Feb. 28	West Georgia	W, 81-78
Feb. 29	Florida Southern	L, 71-64
1981 South Regional - Orlando, Fla.		
March 6	Morehouse	W, 94-77
March 7	Florida Southern	L, 73-71
1982 South/Central Regional - Warrensburg, Mo.		
March 4	Southeast Missouri State	L, 60-55
March 5	Central Missouri State	L, 70-62

NCAA Tournament History



DI NCAA Tournament History

5 Appearances **1-5** All-Time Record

Game-by-Game History

2019 - No. 9 Seed

March 22	First Round	vs. #8 seed VCU	W, 73-58
March 24	Second Round	vs. #1 seed Duke	L, 77-76

2005 - No. 15 Seed

March 18	First Round	vs. #2 seed UConn	L, 77-71
----------	-------------	-------------------	----------

2004 - No. 14 Seed

March 19	First Round	vs. #3 seed Pittsburgh	L, 53-44
----------	-------------	------------------------	----------

1996 - No. 16 Seed

March 14	First Round	vs. #1 seed UMass	L, 92-70
----------	-------------	-------------------	----------

1994 - No. 16 Seed

March 17	First Round	vs. #1 seed Purdue	L, 98-67
----------	-------------	--------------------	----------

UCF Team Highs

POINTS	
1. 76	vs. Duke (3/24/19)
2. 73	vs. VCU (3/22/19)
3. 71	vs. UConn (3/18/05)
4. 70	vs. UMass (3/14/96)
5. 67	vs. Purdue (3/17/94)
6. 44	vs. Pittsburgh (3/19/04)

FIELD GOAL PERCENTAGE

1. 49.1% (28-57)	vs. VCU (3/22/19)
2. 48.1% (26-54)	vs. Duke (3/24/19)
3. 38.5% (20-52)	vs. UMass (3/14/96)
4. 35.6% (26-73)	vs. Purdue (3/17/94)
5. 34.4% (21-61)	vs. UConn (3/18/05)
6. 30.8% (16-52)	vs. Pittsburgh (3/19/04)

THREE POINT PERCENTAGE

1. 64.3% (9-14)	vs. VCU (3/22/19)
2. 50% (9-18)	vs. Duke (3/24/19)
3. 39.3% (11-28)	vs. UConn (3/18/05)
4. 37.9% (11-29)	vs. UMass (3/14/96)
5. 30.4% (7-23)	vs. Purdue (3/17/94)
6. 25.0% (5-20)	vs. Pittsburgh (3/19/04)

FREE THROW PERCENTAGE

1. 85.7% (18-21)	vs. UConn (3/18/05)
2. 75.0% (15-20)	vs. Duke (3/24/19)
3. 72.7% (8-11)	vs. VCU (3/22/19)
3. 72.7% (8-11)	vs. Purdue (3/17/94)
5. 70.0% (7-10)	vs. Pittsburgh (3/19/04)
6. 67.9% (19-28)	vs. UMass (3/14/96)

REBOUNDS

1. 42 (10 Off., 32 Def.)	vs. VCU (3/22/19)
2. 34 (7 Off., 27 Def.)	vs. Duke (3/24/19)
3. 32 (12 Off., 20 Def.)	vs. Purdue (3/17/94)
4. 31 (8 Off., 23 Def.)	vs. Pittsburgh (3/19/04)
5. 29 (12 Off., 17 Def.)	vs. UConn (3/18/05)
6. 28 (6 Off., 22 Def.)	vs. UMass (3/14/96)

ASSISTS

1. 16	vs. Duke (3/24/19)
1. 16	vs. UConn (3/18/05)
3. 13	vs. Purdue (3/17/94)
4. 12	vs. VCU (3/22/19)
5. 11	vs. UMass (3/14/96)
6. 10	vs. Pittsburgh (3/19/04)

STEALS

1. 10	vs. UConn (3/18/05)
2. 7	vs. Purdue (3/17/94)
3. 6	vs. VCU (3/22/19)
3. 6	vs. Pittsburgh (3/19/04)
5. 5	vs. Duke (3/24/19)
6. 3	vs. UMass (3/14/96)

BLOCKED SHOTS

1. 6	vs. VCU (3/22/19)
1. 6	vs. UConn (3/18/05)
3. 5	vs. Duke (3/24/19)
4. 2	vs. Purdue (3/17/94)
5. 0	vs. Pittsburgh (3/19/04)
5. 0	vs. UMass (3/14/96)

TURNOVERS

1. 10	vs. UConn (3/18/05)
2. 11	vs. Duke (3/24/19)
3. 13	vs. Purdue (3/17/94)
4. 14	vs. Pittsburgh (3/19/04)
5. 15	vs. VCU (3/22/19)
6. 18	vs. UMass (3/14/96)

Opponent Team Highs

POINTS	
1. 98	vs. Purdue (3/17/94)
2. 92	vs. UMass (3/14/96)
3. 77	vs. Duke (3/24/19)
3. 77	vs. UConn (3/18/05)
4. 58	vs. VCU (3/22/19)
5. 53	vs. Pittsburgh (3/19/04)

FIELD GOAL PERCENTAGE

1. 50.0% (29-58)	UConn (3/18/05)
2. 47.4% (36-76)	Purdue (3/17/94)
3. 44.8% (30-67)	Duke (3/24/19)
4. 43.6% (34-78)	UMass (3/14/96)
5. 31.1% (19-61)	VCU (3/22/19)
6. 29.5% (13-44)	Pittsburgh (3/19/04)

THREE POINT PERCENTAGE

1. 53.8% (14-26)	Purdue (3/17/94)
2. 50.0% (3-6)	UConn (3/18/05)
3. 41.2% (7-17)	UMass (3/14/96)
4. 40.0% (10-25)	Duke (3/24/19)
5. 31.3% (5-16)	Pittsburgh (3/19/04)
6. 23.1% (6-26)	VCU (3/22/19)

FREE THROW PERCENTAGE

1. 82.4% (14-17)	VCU (3/22/19)
2. 77.3% (17-22)	UMass (3/14/96)
3. 75.0% (12-16)	Purdue (3/17/94)
4. 71.0% (22-31)	Pittsburgh (3/19/04)
5. 64.0% (16-25)	UConn (3/18/05)
6. 58.3% (7-12)	Duke (3/24/19)

REBOUNDS

1. 51 (22 Off., 29 Def.)	UMass (3/14/96)
1. 51 (21 Off., 30 Def.)	Purdue (3/17/94)
3. 43 (14 Off., 29 Def.)	UConn (3/18/05)
4. 36 (13 Off., 23 Def.)	Duke (3/24/19)
5. 35 (10 Off., 25 Def.)	Pittsburgh (3/19/04)
6. 34 (13 Off., 21 Def.)	VCU (3/22/19)

ASSISTS

1. 25	Purdue (3/17/94)
2. 17	UConn (3/18/05)
3. 16	UMass (3/14/96)
4. 15	Duke (3/24/19)
5. 7	Pittsburgh (3/19/04)
6. 6	VCU (3/22/19)

STEALS

1. 16	UMass (3/14/96)
2. 8	Duke (3/24/19)
2. 8	VCU (3/22/19)
2. 8	Pittsburgh (3/19/04)
2. 8	Purdue (3/17/94)
6. 7	UConn (3/18/05)

BLOCKED SHOTS

1. 6	UConn (3/18/05)
2. 5	UMass (3/14/96)
3. 3	Duke (3/24/19)
3. 3	VCU (3/22/19)
3. 3	Purdue (3/17/94)
6. 1	Pittsburgh (3/19/04)

TURNOVERS

1. 8	Duke (3/24/19)
1. 8	UMass (3/14/96)
3. 10	Purdue (3/17/94)
4. 12	VCU (3/22/19)
5. 13	UConn (3/18/05)
5. 13	Pittsburgh (3/19/04)

UCF Individual Highs

POINTS	
1. Aubrey Dawkins	32 (3/24/19)
2. Gary Johnson	29 (3/18/05)
3. Harry Kennedy	21 (3/14/96)
4. Eric Riggs	20 (3/14/96)
5. Roberto Morentin	16 (3/19/04)
5. Victor Saxton	16 (3/17/94)
7. Tacko Fall	15 (3/24/19)
7. B.J. Taylor	15 (3/22/19)
7. William Bakanowsky	15 (3/18/05)
11. Aubrey Dawkins	14 (3/22/19)
12. Tacko Fall	13 (3/22/19)
13. Dexter Lyons	12 (3/19/04)
13. Ochiel Swaby	12 (3/17/94)
15. Stacey Castle	11 (3/14/96)
16. Kingsley Edwards	10 (3/18/05)
16. Darryl Davis	10 (3/17/94)

REBOUNDS

1. Tacko Fall	18 (3/22/19)
2. Robertson Morentin	9 (3/19/04)
3. Collin Smith	8 (3/24/19)
3. Victor Saxton	8 (3/17/94)
5. Aubrey Dawkins	7 (3/22/19)
5. William Bakanowsky	7 (3/18/05)
5. Howard Porter	7 (3/14/96)

BLOCKS

1. Tacko Fall	5 (3/22/19)
2. Tacko Fall	3 (3/24/19)
3. Anthony Williams	2 (3/18/05)
3. William Bakanowsky	2 (3/18/05)

ASSISTS

1. Stacey Castle	8 (3/14/96)
2. Terrell Allen	7 (3/24/19)
3. Gary Johnson	5 (3/18/05)
3. Kingsley Edwards	5 (3/18/05)
3. Gary Johnson	5 (3/19/04)
3. Darryl Davis	5 (3/17/94)

STEALS

1. Aubrey Dawkins	3 (3/24/19)
1. B.J. Taylor	3 (3/22/19)
1. William Bakanowsky	3 (3/18/05)
1. Kingsley Edwards	3 (3/18/05)
1. Gary Johnson	3 (3/19/04)

FIELD GOALS

1. Aubrey Dawkins	12 (3/24/19)
2. Gary Johnson	9 (3/18/05)
3. Tacko Fall	7 (3/24/19)
3. Victor Saxton	7 (3/17/94)
5. Aubrey Dawkins	6 (3/22/19)
5. Roberto Morentin	6 (3/19/04)
5. Harry Kennedy	6 (3/14/96)
5. Eric Riggs	6 (3/14/96)

THREE-POINTERS

1. Gary Johnson	7 (3/18/05)
2. Eric Riggs	6 (3/14/96)
3. Aubrey Dawkins	5 (3/24/19)

FREE THROWS MADE

1. B.J. Taylor	9 (3/24/19)
2. Stacey Castle	6 (3/14/96)
3. William Bakanowsky	4 (3/18/05)
3. Gary Johnson	4 (3/18/05)
3. Kingsley Edwards	4 (3/18/05)
3. Roberto Morentin	4 (3/19/04)

UCF Team Highs in a Half

POINTS	
1. 42	2nd, vs. Purdue (3/17/94)
2. 40	2nd vs. Duke (3/24/19)
2. 40	2nd vs. UConn (3/18/05)
4. 39	2nd vs. VCU (3/22/19)
4. 39	1st vs. UMass (3/14/96)

FIELD GOAL PERCENTAGE

1. 51.9% (14-27)	2nd, vs. Duke (3/24/19)
1. 51.9% (14-27)	2nd, vs. VCU (3/22/19)
3. 37.5% (12-32)	2nd, vs. UConn (3/18/05)

THREE POINT PERCENTAGE

1. 75% (6-8)	2nd, vs. VCU (3/22/19)
2. 62.5% (5-8)	2nd vs. Duke (3/24/19)
3. 54.5% (6-11)	1st vs. UConn (3/18/05)

FREE THROW PERCENTAGE

1. 100% (8-8)	1st, vs. Duke (3/24/19)
2. 91.7% (11-12)	2nd, vs. UConn (3/18/05)
3. 75% (3-4)	1st, vs. VCU (3/22/19)

Opponent Team Highs - Half

POINTS	
1. 60	2nd, Purdue (3/17/94)
2. 49	2nd, UMass (3/14/96)
3. 47	1st, UConn (3/18/05)
4. 44	1st, Duke (3/24/19)
5. 34	2nd, VCU (3/22/19)

FIELD GOAL PERCENTAGE

1. 62.5% (20-32)	1st, UConn (3/18/05)
2. 54.5% (18-33)	1st, Duke (3/24/19)
3. 33.3% (11-33)	2nd, VCU (3/22/19)

THREE POINT PERCENTAGE

1. 66.7% (2-3)	1st, UConn (3/18/05)
2. 45.5% (5-11)	1st, Duke (3/24/19)
3. 35.3% (6-17)	2nd, VCU (3/22/19)

FREE THROW PERCENTAGE

1. 100% (3-3)	1st, Duke (3/24/19)
2. 88.9% (8-9)	1st, VCU (3/22/19)
3. 71.4% (5-7)	1st, UConn (3/18/05)



Tacko Fall (2015-19) flushes a dunk in UCF's 73-58 victory in the first round of the 2019 NCAA Tournament, scoring 13 points and pulling in 18 rebounds to help the Knights secure their first NCAA Tournament win in program history. His performance stands as the only Knight to score a double-double in the NCAA Tournament.

NIT and CBI History



National Invitation Tournament History

4 Appearances **4-4** All-Time Record

Game-by-Game History 2024

March 19	First Round	South Florida	L, 83-77
----------	-------------	---------------	----------

2023

March 15	First Round	at #4 seed Florida	W, 67-49
March 19	Second Round	at #1 seed Oregon	L, 68-54

2017 - No. 4 Seed

March 15	First Round	#5 seed Colorado	W, 79-74
March 20	Second Round	at #1 seed Illinois State	W, 63-62
March 22	Quarterfinals	#2 seed Illinois	W, 68-58
March 28	Semifinals	vs. #4 seed TCU	L, 68-53

2012 - No. 6 Seed

March 14	First Round	at #3 seed Drexel	L, 81-56
----------	-------------	-------------------	----------



Taylor Hendricks (2022-23) scored 17 points and collected eight rebounds in UCF's first win over the Gators in Gainesville, helping UCF to win its 2023 NIT contest against Florida 67-49.

UCF Team Highs

POINTS	
1. 79	vs. Colorado (3/15/17)
2. 77	vs. South Florida (3/19/24)
3. 68	vs. Illinois (3/22/17)
4. 67	at Florida (3/15/23)
5. 63	at Illinois State (3/20/17)
6. 56	at Drexel (3/14/12)
7. 54	at Oregon (3/19/23)
8. 53	vs. TCU (3/28/17)

POINTS ALLOWED

1. 49	at Florida (3/15/23)
2. 58	vs. Illinois (3/22/17)
3. 62	at Illinois State (3/20/17)
4. 68	at Oregon (3/19/23)
4. 68	vs. TCU (3/28/17)
6. 74	vs. Colorado (3/15/17)
7. 81	at Drexel (3/14/12)
8. 83	vs. South Florida (3/19/24)

FIELD GOAL PERCENTAGE

1. 54.3% (25-46)	vs. Colorado (3/15/17)
2. 52.7% (29-55)	at Florida (3/15/23)
3. 44.9% (22-49)	vs. Illinois (3/22/17)
4. 45.8% (28-64)	vs. South Florida (3/19/24)
5. 39.6% (21-53)	at Illinois State (3/20/17)
6. 38.2% (21-55)	at Drexel (3/14/12)
7. 33.3% (19-57)	vs. TCU (3/28/17)
8. 30.6% (19-62)	at Oregon (3/19/23)

THREE POINT PERCENTAGE

1. 54.5% (9-33)	vs. Colorado (3/15/17)
2. 46.7% (7-15)	at Illinois State (3/20/17)
3. 40.0% (6-15)	at Florida (3/15/23)
4. 36.0% (9-25)	vs. South Florida (3/19/24)
5. 35.0% (7-20)	vs. Illinois (3/22/17)
6. 26.7% (4-15)	at Drexel (3/14/12)
7. 24.0% (6-25)	vs. TCU (3/28/17)
8. 16.7% (5-30)	at Oregon (3/19/23)

FREE THROW PERCENTAGE

1. 81.0% (17-21)	vs. Illinois (3/22/17)
2. 78.6% (11-14)	at Oregon (3/19/23)
3. 71.8% (14-18)	at Illinois State (3/20/17)
4. 75% (3-4)	at Florida (3/15/23)
5. 64.3% (9-14)	vs. TCU (3/28/17)
6. 53.1% (17-32)	vs. Colorado (3/15/17)
7. 52.2% (12-23)	vs. South Florida (3/19/24)
8. 50.0% (10-20)	at Drexel (3/14/12)

REBOUNDS

1. 43 (7 Off., 36 Def.)	vs. Illinois (3/22/17)
2. 39 (10 Off., 29 Def.)	at Florida (3/15/23)
3. 38 (14 Off., 24 Def.)	vs. South Florida (3/19/24)
3. 38 (11 Off., 27 Def.)	at Illinois State (3/20/17)
5. 35 (11 Off., 24 Def.)	vs. TCU (3/28/17)
6. 34 (7 Off., 27 Def.)	vs. Colorado (3/15/17)
7. 31 (10 Off., 21 Def.)	at Oregon (3/19/23)
8. 30 (13 Off., 17 Def.)	at Drexel (3/14/12)

ASSISTS

1. 12	vs. Colorado (3/15/17)
2. 11	vs. Illinois (3/22/17)
3. 10	at Illinois State (3/20/17)
4. 9	at Florida (3/15/23)
4. 7	at Drexel (3/14/12)
6. 6	vs. South Florida (3/19/24)
6. 6	at Oregon (3/19/23)
8. 5	vs. TCU (3/28/17)

STEALS

1. 13	at Florida (3/15/23)
2. 11	at Oregon (3/19/23)
3. 8	vs. South Florida (3/19/24)
3. 8	vs. TCU (3/28/17)
5. 5	vs. Illinois (3/22/17)
6. 4	at Illinois State (3/20/17)
7. 3	vs. Colorado (3/15/17)
8. 1	at Drexel (3/14/12)

BLOCKED SHOTS

1. 7	vs. TCU (3/28/17)
2. 4	vs. Illinois (3/22/17)
3. 3	at Florida (3/15/23)
3. 3	at Illinois State (3/20/17)
3. 3	vs. Colorado (3/15/17)
6. 2	at Oregon (3/19/23)
7. 1	vs. South Florida (3/19/24)
7. 1	at Drexel (3/14/12)

TURNOVERS

1. 10	vs. TCU (3/28/17)
1. 10	vs. Colorado (3/15/17)
1. 10	at Drexel (3/14/12)
4. 13	vs. South Florida (3/19/24)
4. 13	at Oregon (3/19/23)
6. 15	at Illinois State (3/20/17)
7. 18	at Florida (3/15/23)
8. 21	vs. Illinois (3/22/17)

TURNOVERS FORCED

1. 18	at Oregon (3/19/23)
1. 18	at Florida (3/15/23)
3. 17	vs. South Florida (3/19/24)
4. 11	vs. Illinois (3/22/17)
5. 10	vs. TCU (3/28/17)
6. 8	at Drexel (3/14/12)
7. 7	at Illinois State (3/20/17)
7. 7	vs. Colorado (3/15/17)

UCF Individual Highs

POINTS	
1. B.J. Taylor	26 (3/15/17)
2. Jaylin Sellers	24 (3/19/24)
3. B.J. Taylor	22 (3/20/17)
4. C.J. Kelly	21 (3/15/23)
5. Marchelus Avery	19 (3/19/24)
6. Taylor Hendricks	17 (3/15/23)
6. B.J. Taylor	17 (3/22/17)
6. Matt Williams	17 (3/15/17)
6. A.J. Davis	17 (3/15/17)
10. Matt Williams	16 (3/22/17)
10. A.J. Davis	16 (3/22/17)
12. Matt Williams	15 (3/20/17)
12. Matt Williams	15 (3/20/17)
13. Darius Johnson	14 (3/19/24)
14. C.J. Kelly	13 (3/19/23)
15. Ithiel Horton	12 (3/15/23)
15. Keith Clanton	12 (3/14/12)

REBOUNDS


1. Tacko Fall	14 (3/20/17)
2. Lahat Thioune	10 (3/15/23)
2. Tacko Fall	10 (3/22/17)
2. Nick Banyard	10 (3/22/17)
5. Marchelus Avery	9 (3/19/24)
5. Taylor Hendricks	9 (3/19/23)
7. Taylor Hendricks	8 (3/15/23)
7. Tacko Fall	8 (3/15/17)
7. A.J. Davis	8 (3/15/17)
7. Kasey Wilson	8 (3/14/12)

BLOCKS

1. Tacko Fall	6 (3/28/17)
2. Tacko Fall	3 (3/2/17)
2. Tacko Fall	3 (3/15/17)

ASSISTS

1. B.J. Taylor	5 (3/20/17)
2. Darius Johnson	4 (3/19/24)
2. B.J. Taylor	4 (3/15/17)
2. A.J. Rompza	4 (3/14/12)
5. Darius Johnson	3 (3/15/23)
5. A.J. Davis	3 (3/22/17)
5. Nick Banyard	3 (3/22/17)
5. A.J. Davis	3 (3/20/17)
5. Matt Williams	3 (3/15/17)
5. A.J. Davis	3 (3/15/17)



B.J. Taylor (2014-19) netted 26 points against Colorado, the program's highest NIT single-game total in UCF's first NIT victory. He also owns the second-highest single game total, scoring 22 points at Illinois State.

STEALS

1. C.J. Kelly	6 (3/19/23)
2. Darius Johnson	5 (3/15/23)
3. Marchelus Avery	4 (3/19/24)
4. Ithiel Horton	3 (3/15/23)
5. Jaylin Sellers	2 (3/19/24)
5. Matt Williams	2 (3/28/17)
5. A.J. Davis	2 (3/28/17)
5. A.J. Davis	2 (3/22/17)
5. B.J. Taylor	2 (3/20/17)
5. Matt Williams	2 (3/20/17)

FIELD GOALS

1. C.J. Kelly	9 (3/15/23)
2. Jaylin Sellers	8 (3/19/24)
2. Taylor Hendricks	8 (3/15/23)
4. Marchelus Avery	7 (3/19/24)
4. B.J. Taylor	7 (3/15/17)
6. Matt Williams	6 (3/15/17)

THREE-POINTERS

1. Matt Williams	5 (3/20/17)
1. B.J. Taylor	5 (3/15/17)
2. Matt Williams	4 (3/22/17)
2. Matt Williams	4 (3/15/17)

FREE THROWS MADE

1. B.J. Taylor	11 (3/20/17)
2. A.J. Davis	8 (3/22/17)
3. B.J. Taylor	7 (3/15/17)
4. B.J. Taylor	6 (3/22/17)
5. Jaylin Sellers	5 (3/19/24)
5. Matt Williams	5 (3/15/17)
5. Marcus Jordan	5 (3/14/12)



Tacko Fall (2015-19) poses with a digit board of himself on UCF's tour of New York City prior to the NIT Semifinals in 2017. Fall is the only Knight to record a double-double in NIT play, doing so against Illinois.



College Basketball Invitational Tournament History

1 Appearance **2-1** All-Time Record

Game-by-Game History 2011

March 16	First Round	St. Bonaventure	W, 69-54
March 21	Second Round	Rhode Island	W, 66-54
March 23	Semifinals	at Creighton	L, 82-64

UCF Team Highs

POINTS	
1. 69	vs. St. Bonaventure (3/16/11)
2. 66	vs. Rhode Island (3/21/11)
3. 64	at Creighton (3/23/11)

POINTS ALLOWED

1. 54	vs. Rhode Island (3/21/11)
1. 54	vs. St. Bonaventure (3/16/11)
3. 82	at Creighton (3/23/11)

FIELD GOAL PERCENTAGE

1. 52.1% (25-48)	vs. St. Bonaventure (3/16/11)
2. 48.9% (22-45)	at Creighton (3/23/11)
3. 45.3% (29-64)	vs. Rhode Island (3/21/11)

THREE POINT PERCENTAGE

1. 25.0% (3-12)	vs. St. Bonaventure (3/16/11)
2. 23.8% (5-21)	vs. Rhode Island (3/21/11)
3. 12.5% (2-16)	at Creighton (3/23/11)

FREE THROW PERCENTAGE

1. 76.2% (16-21)	vs. St. Bonaventure (3/16/11)
2. 72.0% (18-25)	at Creighton (3/23/11)
3. 25.0% (3-12)	vs. Rhode Island (3/21/11)

REBOUNDS

1. 44 (19 Off., 25 Def.)	vs. Rhode Island (3/21/11)
2. 27 (7 Off., 20 Def.)	vs. St. Bonaventure (3/16/11)
3. 23 (7 Off., 16 Def.)	at Creighton (3/23/11)

ASSISTS

1. 15	vs. Rhode Island (3/21/11)
2. 14	vs. St. Bonaventure (3/16/11)
3. 7	at Creighton (3/23/11)

STEALS

1. 9	at Creighton (3/23/11)
2. 5	vs. Rhode Island (3/21/11)
2. 5	vs. St. Bonaventure (3/16/11)

BLOCKED SHOTS

1. 5	vs. St. Bonaventure (3/16/11)
2. 4	at Creighton (3/23/11)
2. 4	vs. Rhode Island (3/21/11)

TURNOVERS

1. 10	vs. Rhode Island (3/21/11)
2. 11	vs. St. Bonaventure (3/16/11)
3. 19	at Creighton (3/23/11)

TURNOVERS FORCED

1. 16	vs. St. Bonaventure (3/16/11)
2. 13	at Creighton (3/23/11)
3. 11	vs. Rhode Island (3/21/11)

UCF Individual Highs

POINTS	
1. Keith Clanton	26 (3/23/11)
2. Marcus Jordan	18 (3/16/11)
3. Keith Clanton	16 (3/21/11)
4. A.J. Rompza	13 (3/16/11)
5. A.J. Rompza	12 (3/23/11)
5. Isaiah Sykes	12 (3/23/11)
7. A.J. Tyler	11 (3/21/11)
8. Tom Herzog	10 (3/21/11)
8. Tom Herzog	10 (3/16/11)

REBOUNDS

1. Keith Clanton	9 (3/21/11)
2. Isaiah Sykes	6 (3/23/11)
2. Dwight McCombs	6 (3/21/11)
5. Isaiah Sykes	6 (3/16/11)

BLOCKS

1. Tom Herzog	2 (3/23/11)
2. Tied	1, (last instance 3/23/11)

ASSISTS

1. A.J. Rompza	7 (3/16/11)
2. A.J. Rompza	5 (3/23/11)
3. Marcus Jordan	4 (3/21/11)
3. P.J. Gaynor	4 (3/21/11)

STEALS

1. Isaiah Sykes	4 (3/21/11)
2. A.J. Rompza	3 (3/23/11)
3. Isaiah Sykes	2 (3/16/11)
5. Marcus Jordan	2 (3/16/11)

FIELD GOALS

1. Keith Clanton	9 (3/23/11)
1. Keith Clanton	7 (3/21/11)
2. Marcus Jordan	6 (3/16/11)
3. Isaiah Sykes	5 (3/23/11)
3. Tom Herzog	5 (3/21/11)
3. Tom Herzog	5 (3/16/11)

THREE-POINTERS

1. A.J. Tyler	2 (3/21/11)
1. Marcus Jordan	2 (3/16/11)

FREE THROWS MADE

Individual Single-Game Records

Single-Game Points

1. Bo Clark vs. Fla. Memorial (1/31/77)	70
2. Bo Clark vs. Florida Tech (1/17/79)	51
3. Bo Clark vs. Florida Tech (1/23/80)	49
4. Jermaine Taylor vs. Rice (2/25/09)	45
5. Bo Clark vs. Blackburn (12/29/79)	44
Bo Clark vs. Flagler (11/28/78)	44
7. Mike Clark vs. Atlanta Baptist (2/19/72)	43
8. Mark Jones vs. St. Thomas (12/18/97)	42
Bennie Shaw vs. Florida A&M (2/5/75)	42
10. Mike Clark at Maritime (12/21/70)	41

Single-Game Points (Div. I only)

1. Jermaine Taylor vs. Rice (2/25/09)	45
2. Mark Jones vs. St. Thomas (12/18/97)	42
3. Matt Williams vs. USF (1/17/17)	38
Jermaine Taylor at UTEP (2/11/09)	38
Jermaine Taylor vs. Chicago St. (12/30/08)	38
6. Brad Traina at Stetson (2/14/98)	37

Single-Game Field Goals

1. Bo Clark vs. Florida Memorial (1/31/77)	33
2. Bo Clark vs. Florida Tech (1/17/79)	23
3. Bo Clark vs. Florida Tech (1/23/80)	19
Bo Clark vs. Flagler (11/28/78)	19
5. Mike Clark at Maritime (12/21/70)	18
6. Bo Clark vs. Blackburn (1/8/79)	17
Bo Clark vs. Valdosta State (3/11/76)	17
Bennie Shaw vs. Eckerd (2/11/76)	17
Bo Clark vs. West. New England (1/14/76)	17
Bennie Shaw vs. St. Bernard's (2/4/75)	17

Single-Game Field Goal Attempts

1. Bo Clark vs. Florida Memorial (1/31/77)	47
2. Bo Clark vs. Flagler (11/28/78)	38
3. Bo Clark vs. St. Leo (1/30/79)	36
Bo Clark vs. Blackburn (1/8/79)	36
5. Bo Clark vs. New Mexico (12/16/78)	35
6. Bo Clark vs. Rollins (2/3/79)	34
7. Bo Clark vs. UTEP (12/15/78)	32
8. Willie Edison vs. Rollins (2/12/82)	31
Jermaine Taylor vs. East Carolina (3/7/09)	31
Bo Clark vs. Rollins (3/12/76)	31
Bo Clark vs. Valdosta State (3/11/76)	31

Single-Game Field Goal Percentage

(min. 10 attempts)

1. Tacko Fall	1.000 (10-10)
	vs. Villanova (11/20/16)
Eddie Rhodes	1.000 (10-10)
	vs. Florida International (12/4/80)
Jerry Prather	1.000 (10-10)
	vs. Dickinson (1/10/76)
4. Keith Clanton	.933 (14-15)
	vs. Bethune-Cookman (12/12/12)
5. Tacko Fall	.917 (11-12)
	vs. Miami-Ohio (12/18/16)
6. Tacko Fall	.917 (11-12)
	at Stetson (12/2/15)
7. Isaiah Adams	.909 (10-11)
	vs. Tulane (02/20/21)
Tacko Fall	.909 (10-11)
	vs. Bethune-Cookman (12/21/16)
Pat Crocklin	.909 (10-11)
	vs. Mercer (2/22/86)
9. A.J. Davis	.900 (9-10)
	at Memphis (2/11/18)
Keith Clanton	.900 (9-10)
	vs. Alabama State (11/13/12)
Josh Peppers	.900 (9-10)
	at East Carolina (2/7/07)
Anthony Williams	.900 (9-10)
	vs. Campbell (12/16/04)
Ken Leeks	.900 (9-10)
	vs. UW-Milwaukee (12/15/90)

Single-Game 3-Point Field Goals

1. Matt Williams vs. USF (1/17/17)	11
2. Jason Thornton vs. J'ville State (1/10/00)	8
Brad Traina vs. Georgia State (1/4/99)	8
Harry Kennedy vs. J'ville State (1/6/96)	8
5. Ithiel Horton vs. South Florida (2/22/23)	7
Darin Green, Jr. vs. Michigan (12/30/21)	7
Matt Williams vs. Florida Tech (12/1/12)	7
Mike O'Donnell vs. Rollins (11/15/06)	7
Gary Johnson vs. Connecticut (3/18/05)	7
Harry Kennedy vs. SE Louisiana (1/11/97)	7

Single-Game 3-Point Field Goal Attempts

1. Matt Williams vs. USF (1/17/17)	21
2. Mike O'Donnell at Marshall (2/23/08)	16
3. Darius Johnson at West Virginia (2/20/24)	15
Jermaine Taylor vs. S. Miss (3/13/08)	15
Harry Kennedy vs. Campbell (2/8/97)	15
Harry Kennedy vs. UNLV (12/30/95)	15
6. Ithiel Horton vs. South Florida (2/22/23)	14
Matt Williams vs. Maryland-ES (12/10/16)	14
Matt Williams at Tulane (12/28/16)	14
Jermaine Taylor vs. East Carolina (3/7/09)	14
Gary Johnson vs. Connecticut (3/18/05)	14
Eric Riggs vs. Massachusetts (3/14/96)	14
Harry Kennedy vs. NC State (1/5/96)	14

Single-Game 3-Point Field Goal Percentage

(min. 5 attempts)

1. Mike O'Donnell	1.000 (6-6)
	vs. UTEP (1/23/08)
Mike O'Donnell	1.000 (6-6)
	vs. UTEP (3/4/06)
Jason Thornton	1.000 (6-6)
	vs. S.C. State (11/28/99)
4. Darin Green Jr.	.857 (6-7)
	vs. Tulsa (2/9/20)
5. Darius Johnson	.833 (5-6)
	at TCU (3/9/24)
Brandon Mahan	.833 (5-6)
	vs. Tulsa (2/14/22)
Dexter Lyons	.833 (5-6)
	vs. Florida Atlantic (1/14/04)
Mark Jones	.833 (5-6)
	vs. St. Thomas (12/18/97)
Mark Jones	.833 (5-6)
	vs. Nova Southeastern (12/13/97)
Patrick Butts	.833 (5-6)
	vs. Campbell (2/16/95)
Patrick Butts	.833 (5-6)
	vs. Centenary (2/6/95)
Patrick Butts	.833 (5-6)
	vs. FIU (1/7/95)
Tommy Tormohlen	.833 (5-6)
	vs. Maine (11/24/90)

Single-Game Free Throws

1. Bennie Shaw vs. Medger Evers (12/18/75)	15
2. Jermaine Taylor vs. Sam Houston St. (1/3/09)	14
Stacey Castle vs. Georgia State (1/20/96)	14
Victor Saxton vs. Mercer (2/15/93)	14
Mike Clark vs. Greensboro (12/19/70)	14
6. Jaylin Sellers vs. Oklahoma (2/3/24)	13
B.J. Taylor at Memphis (1/17/15)	13
Lavell Payne at Houston (1/24/07)	13
Brad Traina vs. Stetson (2/14/98)	13
Fred Crawford vs. FIU (2/12/88)	13
11. C.J. Kelly vs. Memphis (1/11/23)	12
B.J. Taylor vs. Memphis (2/16/19)	12
A.J. Davis at USF (1/20/16)	12
Isaiah Sykes at Rutgers (1/15/14)	12
Jermaine Taylor vs. Rice (2/25/09)	12
Ray Abellard vs. Chicago State (12/18/02)	12
Ochiel Swaby vs. Samford (2/5/94)	12
Ken Leeks vs. Florida A&M (1/11/90)	12
Bennie Shaw vs. Rio Grande (12/16/75)	12

Single-Game Free Throw Attempts

1. Tacko Fall vs. South Florida (2/13/19)	21
2. Don Mathis vs. McCoy AFB (1/29/71)	19
3. Isaiah Sykes at Rutgers (1/15/14)	17
Isaiah Sykes vs. Belmont (12/29/12)	17
Ken Leeks vs. Mt. St. Mary's (3/4/89)	17
6. A.J. Davis vs. Memphis (1/3/18)	16
Jermaine Taylor vs. Sam Houston St. (1/3/09)	16
Lavell Payne at Houston (1/24/07)	16
Brad Traina vs. Stetson (2/14/98)	16
Stacey Castle vs. Georgia State (1/20/96)	16
Ken Leeks vs. Florida A&M (1/11/90)	16
Fred Crawford vs. FIU (2/12/88)	16
Bo Clark vs. Florida Memorial (1/31/77)	16

Single-Game Rebounds

1. Ron Thornton vs. Edward Waters (11/24/81)	23
Ed Fluitt vs. Embry-Riddle (12/1/71)	23
3. Ed Fluitt vs. Hawthorne (1/26/72)	21
4. Tacko Fall vs. SMU (2/24/19)	20
Paul Reed at Marist (12/22/01)	20
David Lewis vs. Eckerd (2/4/76)	20
Jim Flanagan vs. Florida Bible (1/11/71)	20
Don Mathis at Florida Bible (12/11/70)	20
9. Ibrahima Diallo vs. BYU (1/13/24)	19
Brad Traina vs. Centenary (1/9/97)	19
Howard Porter vs. SE Louisiana (2/29/96)	19
Dean Rossin vs. St. Michael's (1/10/80)	19
Ruben Cotton vs. Furman (12/17/79)	19
John Smith vs. Palm Beach Atlantic (12/2/72)	19

Single-Game Rebounds (Div. I only)

1. Tacko Fall vs. SMU (2/24/19)	20
Paul Reed at Marist (12/22/01)	20
3. Ibrahima Diallo vs. BYU (1/13/24)	19
Brad Traina vs. Centenary (1/9/97)	19
Howard Porter vs. SE Louisiana (2/29/96)	19

Single-Game Assists

1. Kingsley Edwards vs. Troy (1/16/05)	14
Cory Perry vs. Florida Atlantic (2/20/99)	14
3. Brandon Goodwin at Tulane (2/19/15)	13
A.J. Rompza at Marshall (2/27/10)	13
Mike Clark vs. USF (12/11/72)	13
Mike Clark vs. Embry-Riddle (12/1/72)	13
7. Cory Perry vs. Florida Atlantic (2/5/98)	12
Anthony Haynes vs. Liberty (3/2/90)	12
Cleveland Jackson vs. Fla. Southern (1/24/78)	12
Mike Clark vs. New Hampshire (1/24/73)	12
Mike Lalone vs. Patrick AFB (1/15/71)	12

Single-Game Steals

1. Ruben Cotton vs. Florida Tech (12/10/79)	11
Jerry Prather vs. Lawrence (12/17/77)	11
3. Isaiah Sykes vs. Georgia SW (2/26/13)	9
4. Bo Clark vs. Blackburn (1/8/79)	8
Cleveland Jackson vs. Blackburn (1/8/79)	8
Jerry Prather vs. Edward Waters (1/5/78)	8
7. Darius Johnson at Wichita State (2/8/23)	7
Marius Boyd vs. Jacksonville (1/20/03)	7
Ruben Cotton vs. Fla. Memorial (12/4/79)	7
Bo Clark vs. St. Leo (1/30/79)	7
Jerry Prather vs. Florida Memorial (1/14/78)	7
Pete Haas vs. Clearwater Christian (2/5/74)	7
Arnett Hall at Elmhurst (12/21/72)	7

Single-Game Blocks

1. Tom Herzog vs. Bethune-Cookman (12/11/10)	8
Keith Clanton vs. SE Louisiana (12/4/10)	8
Tony Davis at USF (12/1/07)	8
4. Staphon Blair vs. USC Upstate (11/23/14)	7
Keith Clanton vs. Southern Miss (2/6/13)	7
John Friday vs. Delaware State (1/10/87)	7
John Friday vs. Western Illinois (1/5/87)	7
8. Omar Payne at West Virginia (2/20/24)	6
Tacko Fall at Missouri (12/2/18)	6
Tacko Fall vs. TCU (3/28/17)	6
Tacko Fall vs. Florida Atlantic (12/12/15)	6
Keith Clanton vs. Saint Thomas (11/12/11)	6
Anthony Williams vs. South Dakota St. (2/21/05)	6
Paul Reed vs. Stetson (1/2/02)	6
Dean Rossin vs. Florida Southern (2/9/80)	6

Individual Single-Season Records

Single-Season Points

1. Jermaine Taylor (2008-09)	812
2. Bo Clark (1976-77)	806
3. Bo Clark (1979-80)	751
4. Bo Clark (1978-79)	727
5. Mike Clark (1970-71)	718
6. Jermaine Taylor (2007-08)	646
7. Bennie Shaw (1975-76)	634
8. Mike Clark (1971-72)	606
9. Bennie Shaw (1974-75)	604
10. Mike Clark (1975-76)	602

Single-Season Points (Div. I only)

1. Jermaine Taylor (2008-09)	812
2. Jermaine Taylor (2007-08)	646
3. Mark Jones (1997-98)	581
4. Dexter Lyons (2003-04)	567
5. Matt Williams (2016-17)	542
6. BJ Taylor (2018-19)	526
7. Jaylin Sellers (2023-24)	524
8. Ken Leeks (1991-92)	517
9. Aubrey Dawkins (2018-19)	516

Single-Season Scoring Average

1. Bo Clark (1978-79)	31.6
2. Bo Clark (1976-77)	28.6
3. Bo Clark (1979-80)	27.8
4. Mike Clark (1970-71)	27.6
5. Mike Clark (1969-70)	26.5
6. Jermaine Taylor (2008-09)	26.2
7. Bennie Shaw (1975-76)	25.4
8. Bennie Shaw (1974-75)	25.2
9. Bo Clark (1975-76)	24.1
10. Mike Clark (1971-72)	23.3

Single-Season Scoring Average (Div. I only)

1. Jermaine Taylor (2008-09)	26.2
2. Jermaine Taylor (2007-08)	20.8
Mark Jones (1997-98)	20.8
4. Ochiei Swaby (1994-95)	19.0
5. Ken Leeks (1991-92)	18.5

Single-Season Field Goals

1. Bo Clark (1976-77)	331
2. Bo Clark (1978-79)	315
3. Bo Clark (1979-80)	311
4. Jermaine Taylor (2008-09)	291
5. Mike Clark (1970-71)	280
6. Jerry Prather (1977-78)	277
7. Bo Clark (1975-76)	258
8. Bennie Shaw (1975-76)	256
9. Arnett Hall (1972-73)	240
Bennie Shaw (1972-73)	240

Single-Season Field Goal Attempts

1. Bo Clark (1976-77)	677
2. Bo Clark (1978-79)	632
3. Jermaine Taylor (2008-09)	606
4. Bo Clark (1979-80)	602
5. Mike Clark (1970-71)	551
6. Bo Clark (1975-76)	507
7. Bennie Shaw (1975-76)	506
8. Jermaine Taylor (2007-08)	501
9. Bennie Shaw (1974-75)	490
10. Cleveland Jackson (1977-78)	481

Single-Season Field Goal Percentage

<i>(min. 100 attempts)</i>	
1. Tacko Fall (2017-18)	.767 (79-103)
2. Tacko Fall (2015-16)	.750 (96-128)
3. Tacko Fall (2018-19)	.748 (154-206)
4. Tacko Fall (2016-17)	.715 (168-235)
5. Davin Granberry (1997-98)	.672 (88-131)
6. Willie Edison (1981-82)	.668 (195-292)
7. Larry Gowins (1982-83)	.618 (94-154)
8. Staphon Blair (2014-15)	.609 (95-156)
9. Tyrone Sparrow (1976-77)	.603 (135-224)
10. Gerald Jones (1979-80)	.597 (225-337)

Single-Season 3-Point Field Goals

1. Matt Williams (2016-17)	126
2. Gary Johnson (2004-05)	103
3. Jason Thornton (1999-00)	94
Harry Kennedy (1995-96)	94
5. Jermaine Taylor (2008-09)	92
6. Ray Abellard (2002-03)	88
7. Darin Green, Jr. (2021-22)	87
8. Harry Kennedy (1996-97)	81
9. Ray Abellard (2001-02)	80
10. Jermaine Taylor (2007-08)	79

Single-Season 3-Point Field Goal Attempts

1. Matt Williams (2016-17)	328
2. Gary Johnson (2004-05)	248
3. Jermaine Taylor (2008-09)	245
4. Harry Kennedy (1995-96)	236
5. Harry Kennedy (1996-97)	234
6. Darin Green, Jr. (2021-22)	226
7. Ithiel Horton (2022-23)	224
8. Ray Abellard (2002-03)	217
9. Jermaine Taylor (2007-08)	215
10. Mike O'Donnell (2007-08)	202

Single-Season 3-Point Field Goal Percentage

<i>(min. 50 attempts)</i>	
1. Kasey Wilson (2012-13)	.500 (42-84)
2. Jason Thornton (1999-00)	.495 (94-190)
3. Edsel Bester	.490 (25-51)
4. Nick Banyard (2016-17)	.471 (32-68)
5. Darryl Davis (1992-93)	.469 (45-96)
Edsel Bester (1989-90)	.469 (45-96)
7. Ray Abellard (2001-02)	.462 (80-173)
8. Dave Noel (2007-08)	.455 (108-137)
9. Isaac Sosa (2008-09)	.452 (57-126)
10. Dexter Lyons (2003-04)	.444 (72-162)

Single-Season Free Throws

1. BJ Taylor (2018-19)	187
2. Marcus Jordan (2010-11)	165
3. Mike Clark (1970-71)	158
4. Bo Clark (1976-77)	144
5. Jermaine Taylor (2008-09)	138
6. Mike Clark (1971-72)	134
7. Ray Abellard (2002-03)	130
8. Bo Clark (1979-80)	129
9. Jaylin Sellers (2023-24)	126
B.J. Taylor (2016-17)	126
Cleveland Jackson (1978-79)	126

Single-Season Free Throw Attempts

1. BJ Taylor (2018-19)	240
2. Mike Clark (1970-71)	225
3. Marcus Jordan (2010-11)	213
4. Isaiah Sykes (2013-14)	198
5. Isaiah Sykes (2012-13)	188
6. Ken Leeks (1991-92)	186
7. Mike Clark (1971-72)	185
8. Keith Clanton (2012-13)	177
9. Keith Clanton (2010-11)	176
10. B.J. Taylor (2016-17)	175

Single-Season Free Throw Percentage

<i>(min. 50 attempts)</i>	
1. Stan Haithcock (1986-87)	.920 (46-50)
2. Brandon Mahan (2020-21)	.906 (58-64)
3. Brandon Mahan (2021-22)	.889 (48-54)
4. Cleveland Jackson (1980-81)	.864 (70-81)
Jimmie Ferrell (1980-81)	.864 (70-81)
6. Eric Riggs (1995-96)	.863 (44-51)
7. Bob Blackwood (1989-90)	.861 (68-79)
8. Darius Johnson (2022-23)	.860 (43-50)
9. Dave Noel (2006-07)	.854 (111-130)
10. Bo Clark (1975-76)	.851 (86-101)

Single-Season Rebounds

1. Ed Fluit (1971-72)	364
2. Tacko Fall (2016-17)	343
3. Ruben Cotton (1979-80)	320
4. Dean Rossin (1980-81)	299
5. Ken Leeks (1990-91)	268
6. Keith Clanton (2011-12)	266
7. Keith Clanton (2012-13)	263
8. Wil Nix (1978-79)	258
9. Keith Clanton (2010-11)	254
10. Lee Riley (1976-77)	251
Tacko Fall (2018-19)	251

Single-Season Rebounds (Div. I only)

1. Tacko Fall (2016-17)	343
2. Ken Leeks (1990-91)	268
3. Keith Clanton (2011-12)	266
4. Keith Clanton (2012-13)	263
5. Keith Clanton (2010-11)	254
6. Tacko Fall (2018-19)	251
7. Paul Reed (2001-02)	248

Single-Season Rebound Average

1. Ed Fluit (1971-72)	14.0
2. Ruben Cotton (1979-80)	11.0
3. Dean Rossin (1980-81)	10.7
4. Ken Leeks (1990-91)	9.9
Wil Nix (1978-79)	9.9
6. Tacko Fall (2016-17)	9.5
7. Ed Smith (1973-74)	9.3
8. Ken Leeks (1989-90)	9.0
9. Paul Reed (2001-02)	8.9
Willy Belotte (1973-74)	8.9

Single-Season Assists

1. Sinua Phillips (1991-92)	183
2. Mike Clark (1971-72)	153
3. Al Miller (2000-01)	149
4. Cory Perry (1998-99)	146
5. Cleveland Jackson (1978-79)	145
6. Cory Perry (1997-98)	143
7. Terrell Allen (2018-19)	142
8. Isaiah Sykes (2012-13)	141
9. Cory Perry (1999-00)	139
10. Calvin Lingelbach (1976-77)	138

* A.J. Rompza (150, 2008-09; 144, 2009-10) statistics vacated due to NCAA sanctions

Single-Season Steals

1. Jerry Prather (1977-78)	110
2. Ruben Cotton (1979-80)	97
3. Ed Smith (1971-72)	84
4. Jerry Prather (1976-77)	79
5. Eddie Rhodes (1981-82)	78
6. Darius Johnson (2023-24)	73
Cleveland Jackson (1978-79)	73
8. Isaiah Sykes (2012-13)	72
9. Gary Johnson (2004-05)	71
10. Marius Boyd (2002-03)	68

* A.J. Rompza (81, 2009-10) statistics vacated due to NCAA sanctions

Single-Season Blocks

1. Tacko Fall (2016-17)	94
2. Tacko Fall (2018-19)	85
3. John Friday (1986-87)	74
4. Tacko Fall (2015-16)	70
5. Keith Clanton (2012-13)	63
6. Keith Clanton (2010-11)	60
7. Taylor Hendricks (2022-23)	59
Keith Clanton (2011-12)	59
Tom Herzog (2010-11)	59
Isaac McKinnon (1983-84)	59

Single-Season Minutes

1. Matt Williams (2016-17)	1,315
2. Taylor Hendricks (2022-23)	1,179
3. B.J. Taylor (2018-19)	1,136
4. Marcus Jordan (2011-12)	1,112
5. Aubrey Dawkins (2018-19)	1,103
6. Keith Clanton (2012-13)	1,096
7. Gary Johnson (2004-05)	1,086
8. Keith Clanton (2011-12)	1,085
9. Isaiah Sykes (2012-13)	1,079
10. Darius Johnson (2023-24)	1,078

Individual Career Records

Career Points

1. Bo Clark (1975-77, 78-80)	2,866
2. Mike Clark (1969-73)	2,085
3. Jermaine Taylor (2005-09)	1,979
4. Jerry Prather (1974-78)	1,778
5. Ken Leeks (1988-92)	1,763
6. Keith Clanton (2009-13)	1,718
7. BJ Taylor (2014-19)	1,618
8. Isaiah Sykes (2010-14)	1,545
9. Darryl Davis (1991-95)	1,540
10. D'Quarius Stewart (1996-00)	1,387

Career Points (Div. I only)

1. Jermaine Taylor (2005-09)	1,979
2. Ken Leeks (1988-92)	1,763
3. Keith Clanton (2009-13)	1,718
4. BJ Taylor (2014-19)	1,618
5. Isaiah Sykes (2010-14)	1,545

Career Scoring Average

1. Bo Clark (1975-77, 78-80)	27.8
2. Bennie Shaw (1974-76)	25.4
3. Mike Clark (1969-73)	22.1
4. Arnett Hall (1972-74)	20.5
5. Ochiel Swaby (1993-95)	18.6
6. Cleveland Jackson (1977-79)	18.3
7. Harry Kennedy (1995-97)	17.4
8. Gerald Jones (1978-80)	17.3
9. Jerry Prather (1974-78)	16.6
10. Ken Leeks (1988-92)	16.5

Career Field Goals

1. Bo Clark (1975-77, 78-80)	1,215
2. Jerry Prather (1974-78)	757
3. Jermaine Taylor (2005-09)	710
4. Mike Clark (1969-73)	674
5. Ken Leeks (1988-92)	673
6. Keith Clanton (2009-13)	622
7. Isaiah Sykes (2010-14)	588
8. Darryl Davis (1991-95)	583
9. D'Quarius Stewart (1996-00)	520
10. Pat Crocklin (1985-89)	514

Career Field Goal Attempts

1. Bo Clark (1975-77, 78-80)	2,418
2. Jermaine Taylor (2008-09)	1,524
3. Jerry Prather (1974-78)	1,297
4. Darryl Davis (1991-95)	1,294
5. B.J. Taylor (2014-19)	1,248
6. Keith Clanton (2009-13)	1,246
7. Ken Leeks (1988-92)	1,204
8. Isaiah Sykes (2010-14)	1,194
9. D'Quarius Stewart (1996-00)	1,180
10. Josh Peppers (2003-07)	1,037

Career Field Goal Percentage

(min. 200 attempts)

1. Tacko Fall (2015-19)	.740 (497-672)
2. Willie Edison (1980-82)	.617 (246-399)
3. Tyrone Sparrow (1975-77)	.598 (158-264)
4. Jerry Prather (1974-78)	.584 (757-1,297)
5. Staphon Blair (2012-16)	.583 (215-369)
6. Dean Rossin (1979-81)	.575 (202-351)
7. Justin McBride (2013-16)	.565 (170-301)
8. Gerald Jones (1978-80)	.563 (365-648)
9. Ken Leeks (1988-92)	.559 (673-1,204)
10. Isaac McKinnon (1979-83)	.540 (230-426)

Career 3-Point Field Goals

1. Matt Williams (2012-17)	274
2. Jermaine Taylor (2005-09)	251
3. Jason Thornton (1998-02)	220
4. Darin Green, Jr. (2019-22)	208
5. Mike O'Donnell (2005-08)	195
6. Isaac Sosa (2008-11)	190
7. Josh Peppers (2006-07)	180
8. B.J. Taylor (2014-19)	180
9. D'Quarius Stewart (1996-00)	175
10. Harry Kennedy (1995-97)	175

Career 3-Point Field Goal Attempts

1. Matt Williams (2012-17)	740
2. Jermaine Taylor (2005-09)	668
3. Darin Green, Jr. (2019-22)	536
4. Jason Thornton (1998-02)	505
5. BJ Taylor (2014-19)	501
6. Mike O'Donnell (2005-08)	500
7. Josh Peppers (2003-07)	491
8. Harry Kennedy (1995-97)	470
9. D'Quarius Stewart (1996-00)	466
10. Isaac Sosa (2008-11)	450

Career 3-Point Field Goal Percentage

(min. 100 attempts)

1. Edsel Bester (1986-90)	.474 (64-135)
2. Jason Thornton (1998-02)	.436 (220-505)
3. Ray Abellard (2001-03)	.431 (168-390)
4. Isaac Sosa (2008-11)	.422 (190-450)
5. Aubrey Dawkins (2018-19)	.403 (73-181)
6. Anthony Haynes (1989-91)	.397 (85-214)
7. Justin Rose (2004-06)	.396 (42-106)
8. Darryl Davis (1991-95)	.396 (129-326)
9. Dave Noel (2005-08)	.395 (66-167)
10. Taylor Hendricks (2022-23)	.394 (61-155)

Career Free Throws

1. Bo Clark (1975-77, 78-80)	456
2. B.J. Taylor (2014-19)	456
3. Ken Leeks (1988-92)	413
4. Mike Clark (1969-73)	410
5. Keith Clanton (2009-13)	399
6. Marcus Jordan (2009-12)	350
7. Isaiah Sykes (2010-14)	335
8. A.J. Davis (2015-18)	319
9. Jermaine Taylor (2005-09)	308
10. Paul Reed (1999-02)	279

Career Free Throw Attempts

1. Ken Leeks (1988-92)	661
2. B.J. Taylor (2014-19)	622
3. Keith Clanton (2009-13)	621
4. Bo Clark (1975-77, 78-80)	561
5. Marcus Jordan (2009-12)	474
6. A.J. Davis (2015-18)	441
7. Dan Faison (1982-85)	440
8. Mike Clark (1969-73)	428
9. Jermaine Taylor (2005-09)	403
10. Paul Reed (1999-02)	403

Career Free Throw Percentage

(min. 100 attempts)

1. Brandon Mahan (2019-22)	.856 (137-160)
2. Cleveland Jackson (1977-79)	.838 (224-267)
3. Harry Kennedy (1994-97)	.833 (183-221)
4. Gerald Jones (1978-80)	.821 (206-251)
5. Dave Noel (2005-08)	.812 (242-298)
6. Jason Thornton (1998-02)	.811 (99-122)
7. Bo Clark (1975-77, 78-80)	.813 (456-561)
8. Darius Johnson (2021-present)	.804 (193-240)
9. Pete Krull (1977-80)	.797 (141-177)
10. Chris Wallen (1984-88)	.791 (117-148)
11. Jimmie Ferrell (1980-83)	.790 (158-200)

Career Rebounds

1. Keith Clanton (2009-13)	1,000
2. Ken Leeks (1988-92)	942
3. Tacko Fall (2015-19)	887
4. Jerry Prather (1974-78)	849
5. Isaiah Sykes (2010-14)	764
6. Willy Belotte (1972-76)	698
7. Paul Reed (1999-02)	685
8. A.J. Davis (2015-18)	633
9. Dan Faison (1982-85)	626
10. Mario Lovett (1996-01)	608

Career Rebounds (Div. I only)

1. Keith Clanton (2009-13)	1,000
2. Ken Leeks (1988-92)	942
3. Tacko Fall (2015-19)	887
4. Isaiah Sykes (2010-14)	764
5. Paul Reed (1999-02)	685

Career Rebound Average

1. Ed Fluit (1971-73)	12.0
2. Ed Smith (1972-74)	9.9
3. Ruben Cotton (1979-81)	9.6
4. Ken Leeks (1988-92)	8.8
5. Jerry Prather (1974-78)	8.2
6. Keith Clanton (2009-13)	7.8
7. Lee Riley (1974-77)	7.7
8. Tacko Fall (2015-19)	7.7
9. Dan Faison (1983-85)	7.5
10. Don Mathis (1970-72)	7.5

Career Assists

1. Sinua Phillips (1990-94)	531
2. Cory Perry (1996-00)	512
3. Al Miller (1999-03)	397
4. Mike Clark (1969-73)	361
5. Isaiah Sykes (2010-14)	336
6. B.J. Taylor (2014-19)	324
7. Mike O'Donnell (2005-08)	319
8. Darius Johnson (2021-present)	318
9. Bo Clark (1975-77, 78-80)	302
10. Darryl Davis (1991-95)	294

* A.J. Rompza (487, 2008-12) 2008-11 statistics vacated due to NCAA sanctions

Career Steals

1. Jerry Prather (1974-78)	290
2. Cory Perry (1996-00)	205
3. Isaiah Sykes (2010-14)	183
4. Ed Smith (1970-74)	181
5. Sinua Phillips (1990-94)	179
6. Calvin Lingelbach (1973-77)	161
7. Darius Johnson (2021-present)	158
8. Ruben Cotton (1979-81)	149
9. Cleveland Jackson (1977-79)	142
10. Mike O'Donnell (2005-08)	140

* A.J. Rompza (211, 2008-12) 2008-11 statistics vacated due to NCAA sanctions

Career Blocks

1. Tacko Fall (2015-19)	280
2. Keith Clanton (2009-13)	227
3. Ken Leeks (1988-92)	141
4. Paul Reed (2001-02)	127
5. Issac McKinnon (1979-83)	106
6. Staphon Blair (2012-16)	99
7. Chad Brown (2015-19)	97
8. John Friday (1984-85, 86-87)	94
9. Josh Bodden (2000-04)	88
10. Anthony Williams (2004-06)	86

Career Games Played

1. Keith Clanton (2009-10)	129
2. Isaiah Sykes (2010-14)	126
3. Matt Williams (2012-17)	124
4. Josh Peppers (2003-07)	123
5. Jermaine Taylor (2003-07)	122
6. Troy Lindbeck (2002-06)	122
7. Daiquan Walker (2012-16)	121
8. P.J. Gaynor (2008-12)	121
9. Jason Thornton (1998-02)	121
10. Kasey Wilson (2011-15)	120
11. Josh Bodden (2000-04)	120

Taylor Hendricks Freshman Record Book

The Taylor Hendricks Freshman Record Book was created following the 2022-23 season. Prior to that, no freshman record book existed. Currently, the record book is updated for all freshmen and redshirt freshmen beginning with the 1992-93 season.

Single-Season Points

1. Taylor Hendricks (2022-23)	515
2. Eric Riggs (1995-96)	343
3. B.J. Taylor (2014-15)	334
4. Adonys Henriquez (2014-15)	323
5. Darin Green, Jr. (2019-20)	290
6. Kevin Lee (2000-01)	281
7. Caesar DeJesus (2017-18)	274
8. Joey Graham (2000-01)	262
9. Jason Thorton (1998-99)	222
10. Tacko Fall (2015-16)	221

* Keith Clanton (311, 2009-10), Marcus Jordan (257, 2009-10) statistics vacated due to NCAA sanctions

Single-Season Scoring Average

1. Taylor Hendricks (2022-23)	15.1
2. B.J. Taylor (2014-15)	12.8
3. Eric Riggs (1995-96)	11.4
4. Adonys Henriquez (2014-15)	10.8
5. Darin Green, Jr. (2019-20)	10.0
6. Isaiah Adams (2020-21)	9.9
7. Kevin Lee (2000-01)	9.1
8. Caesar DeJesus (2019-20)	8.6
9. Joey Graham (2000-01)	8.5
10. Jason Thorton (1998-99)	7.7

* Keith Clanton (9.7, 2009-10), Marcus Jordan (8.0, 2009-10) statistics vacated due to NCAA sanctions

Single-Season Field Goals

1. Taylor Hendricks (2022-23)	184
2. Eric Riggs (1995-96)	116
3. B.J. Taylor (2014-15)	107
Adonys Henriquez (2014-15)	107
5. Darin Green, Jr. (2019-20)	100
Kevin Lee (2000-01)	100
7. Tacko Fall (2015-16)	96
8. Caesar DeJesus (2017-18)	94
9. Joey Graham (2000-01)	91
10. Isaiah Adams (2020-21)	83

* Keith Clanton (115, 2009-10) statistics vacated due to NCAA sanctions

Single-Season Field Goal Attempts

1. Taylor Hendricks (2022-23)	385
2. Eric Riggs (1995-96)	306
3. Kevin Lee (2000-01)	287
4. B.J. Taylor (2014-15)	286
5. Adonys Henriquez (2014-15)	250
6. Darin Green, Jr. (2019-20)	227
7. Caesar DeJesus (2017-18)	226
8. Darius Johnson (2021-22)	195
9. Joey Graham (2000-01)	192
10. Isaiah Adams (2020-21)	178

* Keith Clanton (242, 2009-10), Marcus Jordan (196, 2009-10) statistics vacated due to NCAA sanctions

Single-Season Field Goal Percentage

(min. 75 attempts)	
1. Tacko Fall (2015-16)	.750 (96-128)
2. Scott White (1996-97)	.522 (47-90)
3. Jason Thorton (1998-99)	.507 (77-152)
4. Brad Tice (1995-96)	.493 (74-150)
5. James Harper (1992-93)	.490 (49-100)
6. Jamille Reynolds (2020-21)	.487 (37-76)
7. Taylor Hendricks (2022-23)	.478 (184-385)
8. Joey Graham (2000-01)	.474 (91-192)
9. Isaiah Adams (2020-21)	.466 (83-178)
10. Josh Peppers (2003-04)	.462 (42-91)

* Isaiah Sykes (.563, 49-87, 2010-11), Keith Clanton (.475, 115-242, 2009-10) statistics vacated due to NCAA sanctions

Single-Season 3-Point Field Goals

1. Eric Riggs (1995-96)	67
2. Darin Green, Jr. (2019-20)	65
Adonys Henriquez (2014-15)	65
4. Taylor Hendricks (2022-23)	61
5. Kevin Lee (2000-01)	53
6. B.J. Taylor (2014-15)	45
7. Matt Williams (2012-13)	37
8. Troy Lindbeck (2000-03)	35
9. Jason Thorton (1998-99)	34
10. Daiquan Walker (2012-13)	30

Single-Season 3-Point Field Goal Attempts

1. Eric Riggs (1995-96)	183
2. Kevi Lee (2000-01)	176
3. Adonys Henriquez (2014-15)	165
4. Darin Green, Jr. (2019-20)	158
5. Taylor Hendricks (2022-23)	155
6. B.J. Taylor (2014-15)	129
7. Troy Lindbeck (2002-03)	100
8. Matt Williams (2012-13)	96
9. Darius Johnson (2021-22)	87
10. Jason Thorton (1998-99)	79

Single-Season 3-Point Field Goal Percentage

(min. 37 attempts)	
1. Jason Thorton (1998-99)	.430 (34-79)
2. D'Quarius Stewart (1996-97)	.418 (28-67)
3. Darin Green, Jr. (2019-20)	.411 (65-158)
4. William Bakanowsky (2002-03)	.410 (16-39)
5. Daiquan Walker (2012-13)	.400 (30-75)
6. Adonys Henriquez (2014-15)	.3939 (65-165)
7. Taylor Hendricks (2022-23)	.3935 (61-155)
8. Matt Williams (2012-13)	.385 (37-96)
9. Caesar DeJesus (2017-18)	.378 (17-45)
10. Troy Lindbeck (2002-03)	.350 (35-100)

Single-Season Free Throws

1. Taylor Hendricks (2022-23)	86
2. B.J. Taylor (2014-15)	75
3. Caesar DeJesus (2019-20)	69
Joey Graham (2000-01)	69
5. Cory Perry (1996-97)	52
6. Adonys Henriquez (2014-15)	44
Eric Riggs (1995-96)	44
8. Chance McSpadden (2015-16)	42
9. Darius Johnson (2021-22)	39
10. Al Miller (1999-00)	35

* Marcus Jordan (77, 2009-10), Marcus Jordan (74, 2009-10), David Diakite (45, 2009-10), A.J. Rompza (37, 2008-09) statistics vacated due to NCAA sanctions

Single-Season Free Throw Attempts

1. Taylor Hendricks (2022-23)	110
2. B.J. Taylor (2014-15)	106
3. Caesar DeJesus (2019-20)	93
4. Joey Graham (2000-01)	82
5. Al Miller (1999-00)	72
6. Cory Perry (1996-97)	70
7. Davin Granberry (1996-97)	57
8. Adonys Henriquez (2014-15)	56
9. Isaiah Adams (2020-21)	54
Mario Lovett (1996-97)	54

* Keith Clanton (116, 2009-10), Marcus Jordan (106, 2009-10), David Diakite (73, 2009-10), Isaiah Sykes (61, 2010-11) statistics vacated due to NCAA sanctions

Single-Season Free Throw Percentage

(min. 37 attempts)	
1. Eric Riggs (1995-96)	.863 (44-51)
2. Joey Graham (2000-01)	.841 (69-82)
3. Chance McSpadden (2015-16)	.824 (42-51)
4. Adonys Henriquez (2014-15)	.786 (44-56)
5. Taylor Hendricks (2022-23)	.782 (86-110)
6. Jason Thorton (1998-99)	.773 (34-44)
7. Cory Perry (1996-97)	.743 (52-70)
8. Caesar DeJesus (2019-20)	.742 (69-93)
9. Darius Johnson (2021-22)	.736 (39-53)
10. B.J. Taylor (2014-15)	.708 (75-106)

* A.J. Rompza (.824, 42-51, 2008-09) statistics vacated due to NCAA sanctions

Single-Season Rebounds

1. Taylor Hendricks (2022-23)	237
2. Tacko Fall (2015-16)	176
3. Mario Lovett (1996-97)	143
4. Brad Tice (1995-96)	129
5. Tony Davis (2006-07)	117
Joey Graham (2000-01)	117
7. Davin Granberry (1996-97)	107
8. Darius Johnson (2021-22)	100
9. Adonys Henriquez (2014-15)	99
10. James Harper (1992-93)	91

* Keith Clanton (217, 2009-10), David Diakite (122, 2009-10), Isaiah Sykes (103, 2010-11), Marcus Jordan (99, 2009-10), A.J. Rompza (91, 2008-09) statistics vacated due to NCAA sanctions

Single-Season Offensive Rebounds

1. Taylor Hendricks (2022-23)	80
2. Tacko Fall (2015-16)	54
3. Joey Graham (2000-01)	50
4. William Bakanowsky (2002-03)	44
5. Josh Bodden (2000-01)	36
6. Tony Davis (2006-07)	32
7. Isaiah Adams (2020-21)	27
Darin Green, Jr. (2019-20)	27
Jermaine Taylor (2005-06)	27
10. Dre Fuller, Jr. (2019-20)	23
Kasey Wilson (2011-12)	23

* Keith Clanton (78, 2009-10), David Diakite (47, 2009-10), Isaiah Sykes (40, 2010-11), Marcus Jordan (31, 2009-10) statistics vacated due to NCAA sanctions. Offensive rebounds not tracked before 2000-01 season.

Single-Season Rebound Average

1. Taylor Hendricks (2022-23)	7.0
2. Tacko Fall (2015-16)	5.9
3. Mario Lovett (1996-97)	5.5
4. Brad Tice (1995-96)	4.3
5. Davin Granberry (1996-97)	4.1
6. Isaiah Adams (2020-21)	3.9
7. Tony Davis (2006-07)	3.8
Joey Graham (2000-01)	3.8
9. Darius Johnson (2021-22)	3.33
10. Adonys Henriquez (2014-15)	3.30

* Keith Clanton (6.8, 2009-10), David Diakite (3.8, 2009-10) statistics vacated due to NCAA sanctions

Single-Season Assists

1. Al Miller (1999-00)	131
2. Eric Riggs (1995-96)	94
3. Darius Johnson (2021-22)	89
4. Cory Perry (1996-97)	84
5. B.J. Taylor (2014-15)	65
6. Adonys Henriquez (2014-15)	64
7. Caesar DeJesus (2019-20)	58
8. Daiquan Walker (2012-13)	50
Kevin Lee (2000-01)	50
10. Brandon Goodwin (2013-14)	49

* A.J. Rompza (150, 2008-09), Marcus Jordan (80, 2009-10) statistics vacated due to NCAA sanctions

Single-Season Steals

1. Eric Riggs (1995-96)	39
2. Cory Perry (1996-97)	36
3. Joey Graham (2000-01)	33
4. Taylor Hendricks (2022-23)	31
5. Darius Johnson (2021-22)	30
6. Isaiah Adams (2020-21)	28
7. Al Miller (1999-00)	27
8. Caesar DeJesus (2017-18)	24
B.J. Taylor (2014-15)	24
Kevin Lee (2000-01)	24

* A.J. Rompza (46, 2008-09), Marcus Jordan (37, 2009-10), Keith Clanton (28, 2009-10), Isaiah Sykes (25, 2010-11) statistics vacated due to NCAA sanctions

Single-Season Blocks

1. Tacko Fall (2015-16)	70
2. Taylor Hendricks (2022-23)	59
3. Brad Tice (1995-96)	26
4. Tony Davis (2006-07)	15
James Harper (1992-93)	15
6. Staphon Blair (2012-13)	14
7. Davin Granberry (1996-97)	13
8. Mario Lovett (1996-97)	12
Ikechi Nnakwe (1999-00)	12
10. Thierno Sylla (2022-23)	11
Dre Fuller, Jr. (2019-20)	11
Josh Bodden (2000-01)	11

* Keith Clanton (45, 2009-10), Marcus Jordan (10, 2009-10), Isaiah Sykes (25, 2010-11), statistics vacated due to NCAA sanctions

Single-Season Minutes

1. Taylor Hendricks (2022-23)	1,179
2. Adonys Henriquez (2014-15)	1,050
3. Caesar DeJesus (2017-18)	877
4. B.J. Taylor (2014-15)	855
5. Eric Riggs (1995-96)	843
6. Darius Johnson (2021-22)	711
7. Darin Green, Jr. (2019-20)	698
8. Daiquan Walker (2012-13)	648
9. Joey Graham (2000-01)	632
10. Isaiah Adams (2020-21)	548

* Keith Clanton (853, 2009-10), Marcus Jordan (836, 2009-10), A.J. Rompza (768, 2008-09) statistics vacated due to NCAA sanctions. Minutes not available for all.



Team Single-Game Records

Single Game Points

1. West Florida (11/12/10)	115
at Marshall (2/27/10)	115
3. Long Island (12/2/91)	113
4. Mercer (12/6/90)	111
5. Florida Tech (12/12/08)	110
East Carolina (2/20/08)	110
7. UTEP (1/23/08)	109
Flagler (12/10/99)	109
9. Memphis (1/11/23)	107
Troy (2/6/99)	107

Single Game Points Allowed

1. at Florida State (11/25/88)	133
2. Southern (2/24/93)	127
at Southern (1/28/93)	127
4. at Marshall (2/27/10)	121
at George Mason (12/14/87)	113
6. at Louisiana-Lafayette (1/26/91)	109
at Dayton (12/3/88)	109
8. South Alabama (1/28/92)	107
9. at Florida (11/24/84)	106
10. Florida International (2/7/89)	105

Single Game Fewest Points

1. Cincinnati (1/16/18)	38
2. vs. Florida (12/4/03)	39
3. at Cincinnati (2/6/18)	40
4. UConn (1/31/16)	41
Florida Atlantic (12/13/14)	41
6. at Houston (1/20/24)	42
at Auburn (11/19/98)	42
at North Carolina (12/2/89)	42
9. vs. St. John's (11/26/17)	43
at SMU (1/27/10)	43
vs. La Salle (11/29/86)	43

Single Game Fewest Points Allowed

1. Western Illinois (11/14/22)	37
SMU (2/17/18)	37
Florida Tech (11/24/06)	37
3. Temple (1/7/18)	39
at ECU (12/31/17)	39
Jackson State (11/15/10)	39
6. at Charleston (11/18/16)	40
7. Bethune-Cookman (12/21/16)	41
at UAB (1/21/12)	41
at Southern Miss (1/8/08)	41
10. Cal St. Fullerton (11/16/23)	44
Tulsa (1/21/06)	44

Single Game Field Goals

1. Flagler (12/10/99)	45
2. Florida Tech (12/12/08)	43
Florida International (12/16/91)	43
Long Island (12/1/91)	43
5. at Chicago State (12/13/01)	42
Troy (2/6/98)	42
West Florida (12/17/93)	42
8. East Carolina (2/20/09)	41
9. West Florida (11/12/10)	40
at Marshall (2/27/10)	40
UTEP (1/23/08)	40
Rollins (11/13/98)	40
vs. Samford (2/26/98)	40
Long Island (2/3/88)	40

Single Game Field Goal Attempts

1. at Louisiana-Lafayette (1/26/91)	89
2. at Marshall (2/27/10)	88
3. West Florida (12/17/93)	87
4. Mercer (12/6/90)	84
5. at Miami (3/5/88)	83
6. Puerto Rico-Mayaguez (11/16/01)	82
Southern (2/24/93)	82
8. UNC Asheville (11/7/22)	81
9. at Winthrop (12/4/93)	79
Central Connecticut State (1/8/86)	79

Single Game Field Goal Percentage

1. UTEP (1/23/08)	.702 (40-57)
vs. Samford (2/26/98)	.702 (40-57)
3. at Bethune-Cookman (1/21/88)	.683 (28-41)
4. West Florida (11/12/10)	.667 (40-60)
5. Jacksonville (11/27/06)	.654 (34-52)
6. Chicago State (12/13/01)	.636 (42-66)
7. at Chicago State (12/18/02)	.635 (33-52)
8. Valparaiso (12/22/08)	.633 (31-49)
Flagler (12/10/99)	.633 (45-71)
10. Long Island (12/1/91)	.632 (43-68)

Single Game 3-Point Field Goals

1. Tulsa (2/11/23)	17
2. Memphis (1/11/23)	16
Campbell (2/28/04)	16
4. Jacksonville (12/6/23)	15
at East Carolina (1/18/22)	15
East Carolina (3/8/20)	15
East Carolina (2/20/08)	15
Rollins (11/15/06)	15
9. Baylor (1/31/24)	14
USF (2/3/22)	14
vs. Memphis (3/10/17)	14
USF (1/17/17)	14
Howard (12/11/13)	14
Florida A&M (1/5/13)	14
Florida Tech (12/1/12)	14
at Marshall (2/27/10)	14
Florida Tech (12/12/08)	14
at Campbell (2/4/03)	14
at Tulane (02/20/21)	14

Single Game 3-Point Field Goal Attempts

1. at West Virginia (2/20/24)	38
2. USF (1/17/17)	37
3. Tulsa (2/11/23)	36
4. Memphis (1/11/23)	35
5. Tualne (1/22/22)	34
Troy (1/31/04)	34
7. Jacksonville (12/6/23)	33
at Tulane (1/14/23)	33
UNC Asheville (11/7/22)	33
vs. Memphis (3/11/22)	33
at Memphis (2/5/22)	33
Rollins (11/15/06)	33

Single Game 3-Point Field Goal Percentage

(min. 10 attempts)	
1. vs. South Carolina State (11/28/99)	.786 (11-14)
2. Marshall (1/25/09)	.733 (11-15)
3. at Centenary (1/127/94)	.700 (7-10)
4. Florida International (12/16/91)	.692 (9-13)
5. Yale (12/30/89)	.688 (11-16)
6. UTEP (1/23/08)	.647 (11-17)
Samford (2/14/02)	.647 (11-17)
8. vs. VCU (3/22/19)	.643 (9-14)
9. Jacksonville (11/27/06)	.632 (12-19)
10. Maine (11/24/90)	.615 (8-13)

Single Game Free Throws

1. Western Kentucky (2/10/92)	37
2. Bethune-Cookman (12/22/15)	36
3. Sam Houston State (1/3/09)	35
4. Alcorn State (12/29/91)	34
5. Memphis (1/11/23)	33
Florida Atlantic (12/15/93)	33
7. Akron (1/29/86)	32
8. Tulsa (2/23/13)	31
vs. Auburn (11/20/09)	31
USF (2/7/94)	31
Lamar (2/9/91)	31

Single Game Free Throw Attempts

1. Florida Atlantic (12/15/93)	56
2. Alcorn State (12/29/91)	55
3. Western Kentucky (2/10/92)	54
4. Saint Thomas (11/12/11)	47
5. Rider (11/6/18)	45
at Tulane (12/28/16)	45
7. South Florida (2/13/19)	44
South Florida (2/7/94)	44
Winthrop (12/5/92)	44
10. Bethune-Cookman (12/22/15)	43
Tulane (1/14/15)	43
vs. Miami (12/18/10)	43
Lamar (2/9/91)	43

Single Game Free Throw Percentage

(min. 10 attempts)	
1. SMU (3/2/11)	1.000 (11-11)
at Louisiana Tech (2/16/91)	1.000 (11-11)
Florida Tech (12/12/08)	1.000 (10-10)
at Michigan (12/06/20)	1.000 (11-11)
4. Saint Peter's (12/4/87)	.960 (24-25)
5. Georgia State (1/7/02)	.950 (19-20)
6. at UAB (2/19/11)	.944 (17-18)
7. at East Carolina (1/19/08)	.938 (15-16)
at East Carolina (2/7/07)	.938 (15-16)
9. at NC State (12/19/96)	.933 (14-15)
10. at Evansville (11/20/21)	.929 (13-14)
at Temple (3/9/19)	.929 (13-14)
Tulsa (03/02/21)	.929 (13-14)

Single Game Rebounds

1. West Florida (12/17/93)	69
2. at Rollins (11/30/94)	63
3. Puerto Rico-Mayaguez (11/16/01)	60
4. Nicholls (11/14/16)	59
at Centenary (1/9/97)	59
6. SMU (2/24/19)	58
Mercer (12/6/90)	58
8. UC Irvine (11/18/15)	57
Puerto Rico-Mayaguez (11/24/04)	57
10. Troy (2/6/99)	56
vs. Southeastern Louisiana (2/29/96)	56
at Winthrop (12/4/93)	56

Single Game Assists

1. at Campbell (2/4/03)	32
2. Long Island (12/1/91)	31
3. Campbell (2/28/04)	30
Mercer (12/6/90)	30
5. at Tulsa (2/11/23)	28
Florida Tech (12/12/08)	28
Flagler (12/10/99)	28
Florida Atlantic (2/5/98)	28
Centenary (2/6/95)	28
10. Florida A&M (1/5/13)	27
at Marshall (2/27/10)	27
Campbell (12/16/04)	27
West Florida (12/17/93)	27

Single Game Steals

1. Navy (12/6/03)	22
2. Nova Southeastern (12/18/97)	21
3. Flagler (2/10/86)	19
4. West Florida (12/17/93)	18
5. Puerto Rico-Mayaguez (11/22/03)	17
Jacksonville (1/20/03)	17
7. FIU (11/6/23)	16
at Cincinnati (2/19/20)	16
vs. Jacksonville State (2/28/01)	16
at Bethune-Cookman (11/25/97)	16
Florida Atlantic (2/5/98)	16

Single Game Blocks

1. vs. Temple (3/12/14)	14
Saint Thomas (11/12/11)	14
3. vs. USF (3/10/22)	13
Illinois-Chicago (12/5/15)	13
at Florida A&M (1/11/90)	13
6. Stetson (1/2/02)	12
7. Southern Miss (2/6/13)	11
Marshall (1/5/11)	11
Bethune-Cookman (12/11/10)	11
Southeastern Louisiana (12/4/10)	11

Team Single-Season Records

Single Season Games

1.	2016-17	36
2.	2022-23	34
3.	2023-24	33
	2018-19	33
	2011-12	33
	2004-05	33
7.	2017-18	32
	2009-10	32
	2002-03	32
	1999-00	32

Single Season Victories

1.	1977-78	26
2.	2003-04	25
	1979-80	25
4.	2018-19	24
	2016-17	24
	2004-05	24
	1976-77	24

Single Season Losses

1.	2000-01	23
2.	1985-86	22
3.	1989-90	21
4.	1988-89	20
5.	1996-97	19
	1995-96	19
	1987-88	19

Single Season Fewest Victories

1.	1985-86	6
2.	1996-97	7
	1989-90	7
	1988-89	7
5.	2000-01	8

Single Season Fewest Losses

1.	1969-70	3
2.	1979-80	4
	1977-78	4
	1976-77	4
5.	1975-76	5

Single Season Points

1.	1976-77	2,660
2.	1976-77	2,518
3.	1977-78	2,504
4.	1970-71	2,473
5.	1978-79	2,450

Single Season Fewest Points

1.	1969-70	1,456
2.	2020-21 (*COVID-19 affected)	1,546
2.	1984-85	1,724
3.	1996-97	1,790
4.	1983-84	1,824

Single Season Scoring Average

1.	1970-71	95.1
2.	1975-76	94.8
3.	1978-79	94.2
4.	1979-80	91.7
5.	1976-77	89.9

Single Season Lowest Scoring Average

1.	1984-85	61.6
2.	2017-18	62.7
3.	1983-84	65.1
4.	2011-12	65.6
5.	1985-86	65.9

Single Season Field Goals

1.	1979-80	1,095
2.	1976-77	1,048
3.	1977-78	998
4.	1970-71	987
5.	1978-79	975
	1975-76	975

Single Season Fewest Field Goals

1.	2020-21 (*COVID-19 affected)	542
2.	1996-97	632
3.	1984-85	664
4.	2017-18	690
	1989-90	690

Single Season Field Goal Attempts

1.	1979-80	2,075
2.	1972-73	2,050
3.	1978-79	2,022
4.	1970-71	2,008
5.	1977-78	1,983

Single Season Fewest Field Goal Attempts

1.	2020-21 (*COVID-19 affected)	1,262
2.	1984-85	1,468
3.	1983-84	1,534
4.	1985-86	1,537
5.	1992-93	1,557

Single Season Field Goal Percentage

1.	1982-83	.528 (845-1,620)
	1979-80	.528 (1,095-2,075)
	1976-77	.528 (1,048-1,982)
4.	1981-82	.519 (959-1,848)
5.	1975-76	.507 (975-1,922)

Single Season Lowest Field Goal Percentage

1.	1996-97	.406 (632-1,558)
2.	1989-90	.408 (690-1,690)
3.	2023-24	.420 (817-1945)
4.	2021-22	.423 (740-1,748)
5.	2017-18	.424 (690-1,627)
6.	2022-23	.428 (848-1,980)
7.	2020-21	.429 (542-1,262)
8.	2015-16	.430 (715-1,664)
9.	2000-01	.431 (795-1,846)
	2019-20	.431 (739-1,713)

Single Season 3-Point Field Goals

1.	2022-23	295
2.	2004-05	283
3.	2021-22	264
4.	2016-17	263
5.	2006-07	239
6.	1999-00	233
7.	2003-04	232

Single Season Fewest 3-Point Field Goals

1.	1988-89	71
2.	1987-88	86
3.	1986-87	113
4.	1997-98	137
5.	1993-94	141

Single Season 3-Point Field Goal Attempts

1.	2022-23	835
2.	2004-05	759
3.	2021-22	754
4.	2016-17	748
5.	2023-24	698
6.	2019-20	659
7.	2003-04	658
8.	2015-16	651

Single Season Fewest 3-Point Attempts

1.	1988-89	189
2.	1987-88	236
3.	1986-87	309
4.	1997-98	391
5.	1992-93	394

Single Season 3-Point Percentage

1.	2001-02	.407 (200-492)
2.	1999-00	.398 (233-586)
3.	2006-07	.394 (239-606)
4.	1988-89	.376 (71-189)
5.	2004-05	.373 (283-759)

Single Season Lowest 3-Point Percentage

1.	2011-12	.301 (452-722)
2.	2015-16	.318 (207-651)
3.	2000-01	.319 (194-608)
4.	2023-24	.322 (225-698)
5.	2019-20	.323 (213-659)
6.	2017-18	.329 (177-538)

Single Season Free Throws

1.	2010-11	530
2.	2018-19	518
3.	1993-94	511
4.	1977-78	508
5.	2023-24	507
6.	2016-17	501

Single Season Fewest Free Throws

1.	1973-74	278
2.	2020-21 (*COVID-19 affected)	282
3.	1972-73	286
4.	1988-89	325
5.	1983-84	344

Single Season Free Throw Percentage

1.	2022-23	.771 (441-572)
2.	1975-76	.761 (424-557)
3.	1978-79	.754 (500-663)
4.	2008-09	.747 (432-578)
5.	1979-80	.740 (470-635)
6.	1974-75	.734 (345-470)

Single Season Lowest Free Throw Percentage

1.	2013-14	.614 (432-704)
2.	2011-12	.626 (422-722)
3.	1999-00	.635 (386-608)
4.	2017-18	.641 (450-702)
	1991-92	.641 (398-621)
	1988-89	.641 (325-507)

Single Season Turnovers

1.	1995-96	553
2.	1977-78	538
3.	2016-17	525
4.	1987-88	509
5.	2002-03	501

Single Season Fewest Turnovers

1.	2020-21 (*COVID-19 affected)	340
2.	1982-83	366
3.	2014-15	390
4.	2021-22	391
5.	2018-19	392
6.	1975-76	402

Single Season Steals

1.	1977-78	380
2.	1979-80	366
3.	1981-82	349
4.	1972-73	345
5.	1976-77	296

Single Season Assists

1.	2003-04	520
2.	2004-05	512
3.	2008-09	478
4.	2009-10	474
5.	1999-00	473

Single Season Blocks

1.	2010-11	190
2.	2023-24	165
3.	2018-19	150
4.	2016-17	145
5.	2004-05	143
6.	2011-12	142

Miscellaneous Records

Single-Game Points (Combined)	
253	vs. Clearwater Christian (12/6/75)

Single-Game Points (Combined, D-I era)	
236	at Marshall (2/27/10)

Single-Game Points (Fewest Combined)	
56	vs. Villanova-Miami (2/24/84)

Single-Game Points (Fewest Combined, D-I era)	
87	vs. Cincinnati (1/16/18)

Most Points in a Loss	
115	at Marshall (2/27/10)

Longest Winning Streak	
24	1977-78
First game of streak	vs. Lawrence (100-77; 12/17/77)
Last game of streak	vs. San Diego (77-71; 3/11/78)

Longest Winning Streak (D-I era)	
14	2003-04
First game of '03-'04 streak	vs. Navy (80-52; 12/6/03)
Last game of '03-'04 streak	vs. Florida Atlantic (75-66; 1/28/04)

Longest Home Winning Streak	
29*	1977-79
First game of streak	vs. Lawrence (100-77; 12/17/77)
Last game of streak	vs. Flagler (118-77; 1/27/79)
<i>*for regular season contests only</i>	

Longest Home Winning Streak (D-I era)	
11*	2011-12
First game of streak	Saint Thomas (74-61; 11/12/11)
Last game of streak	Memphis (68-67; 1/18/12)
<i>*five home wins at the end of the 2010-11 season vacated due to NCAA sanctions</i>	

Longest Road Winning Streak	
8	2003-04
First game of streak	at The Citadel (74-60; 11/28/03)
Last game of streak	at Troy (74-72; 1/23/04)

Highest Scoring Margin	
15.4	1975-76

Highest Scoring Margin (D-I era)	
8.6	2003-04

Triple-Doubles	
Isaiah Sykes	vs. East Carolina (2/9/13)
	20 points, 16 rebounds, 11 assists
Isaiah Sykes	vs. Stetson (12/20/12)
	16 points, 11 rebounds, 10 assists
Kingsley Edwards	vs. Troy (1/16/05)
	10 points, 10 rebounds, 14 assists
Dexter Lyons	at Troy (1/11/03)
	14 points, 13 rebounds, 10 assists

Single-Season 20-Point Games (D-I only)	
Jermaine Taylor (2008-09)	24

Career 20-Point Games (D-I only)	
Jermaine Taylor (2005-09)	50

Single-Season 30-Point Games (D-I only)	
Jermaine Taylor (2008-09)	10

Career 30-Point Games (D-I only)	
Jermaine Taylor (2005-09)	14

Single-Season 40-Point Games (D-I only)	
Jermaine Taylor (2008-09)	1
Mark Jones (1997-98)	1

Career 40-Point Games (D-I only)	
Jermaine Taylor (2005-09)	1
Mark Jones (1997-98)	1

Single-Game Points	
1. Clearwater Christian (12/6/75)	163
2. Florida Memorial (1976-77)	135
3. Clearwater Christian (12/8/73)	132
4. Medgar Evers (12/18/75)	131
5. Florida Tech (1/23/80)	130
6. Missouri Baptist (1/4/79)	129
at Flagler (1976-77)	129
8. Florida Tech (1/14/72)	125
9. Florida Tech (1976-77)	123
at Florida Bible (1/7/72)	123
Homestead AFB (2/5/71)	123
12. Florida Tech (12/10/79)	122
13. Elmhurst (1/10/79)	121
14. Maine Machias (1/6/82)	119
15. Flagler (1/26/79)	118
Embry-Riddle (12/1/71)	118
17. Hawthorne (1/26/72)	117
New College (2/21/70)	117
19. Florida Memorial (12/4/79)	116
Blackburn (1/8/79)	116
Edward Waters (1/21/76)	116
Clearwater Christian (2/5/74)	116
at Florida Bible (12/11/70)	116

Single-Game Points (D-I era)	
1. at Marshall (2/27/10)	115
West Florida (11/12/10)	115
3. Long Island (12/2/91)	113
4. Mercer (12/6/90)	111
5. Florida Tech (12/12/08)	110
ECU (2/20/08)	110
7. Flagler (12/10/99)	109

Victory Margin	
74 Embry-Riddle (11/17/70)	111-37
73 Clearwater Christian (12/6/75)	163-90
67 McDill Air Force Base (11/30/71)	112-45
64 at Jones (12/9/69)	111-47
63 New College (1/13/70)	98-35
61 Medgar Evers (12/18/75)	131-70
61 Clearwater Christian (2/5/74)	116-55
61 at Florida Bible (1/7/72)	123-62
61 at Massey Tech (11/21/69)	99-38

Victory Margin (D-I era)	
54 West Florida (11/12/10)	115-61
50 Campbell (2/28/04)	106-56
47 SMU (2/24/19)	95-48
44 Florida Tech (11/24/06)	81-37
44 Tulsa (2/11/23)	96-52
44 Bethune-Cookman (12/29/23)	98-54

Margin of Defeat	
54 at Florida State (12/25/88)	133-79
51 at Florida (11/24/84)	106-55
50 at North Carolina (12/2/89)	92-42
49 at Georgia (12/19/95)	103-54

Most Overtime Games in a Season	
1. 5	2022-23
5	2006-07
3. 4	2014-15
4	2007-08
4	2001-02
4	1994-95

Most Overtime Periods in a Season	
1. 7	2022-23
2. 6	2014-15
6	2007-08
4. 5	2006-07
5. 4, 6 times	Most Recently 2013-14

Most Overtime Wins in a Season	
1. 3	2022-23
2. 2, 5 times	Most Recently 2014-15

All-Time Overtime Record: 29-45

Ranking History

UCF in the National Rankings

Date	AP	Coaches
2/2/04	--	RV (3)
12/11/06	RV (3)	--
12/6/10	RV (28)	RV (4)
12/13/10	RV (62)	RV (12)
12/20/10	24	RV (47)
12/27/10	19	21
1/3/11	19	18
1/10/11	23	22
1/17/11	RV (10)	RV (18)
1/23/12	--	RV (3)
11/21/16	--	RV (1)
12/5/16	--	RV (1)
12/12/16	RV (2)	--
10/22/17	RV (1)	--
10/22/18	RV (15)	RV (5)
11/19/18	--	RV (2)
11/26/18	RV (3)	RV (9)
12/3/18	--	RV (5)
12/10/18	--	RV (7)
12/17/18	--	RV (7)
12/24/18	--	RV (8)
12/31/18	--	RV (9)
1/7/19	RV (6)	RV (14)
1/14/19	RV (17)	RV (26)
1/21/19	--	RV (3)
3/4/19	25	RV (22)
3/11/19	RV (62)	RV (27)
3/18/19	RV (9)	RV (3)
4/9/19	--	RV (79)
12/21/20	RV (6)	RV (3)
12/28/20	RV (2)	RV (5)

UCF Games Played While Ranked (5-3)

Date	AP / Coaches	Opponent	Result
3/9/19	25/RV	at Temple	L, 67-62
3/7/19	25/RV	No. 20 / 19 Cincinnati	W, 58-55
1/15/11	23/22	at Southern Miss.	L, 86-69
1/8/11	19/18	at Houston	L, 76-71
1/5/11	19/18	Marshall	W, 65-58
12/30/10	19/21	Princeton	W, 68-62
12/29/10	19/21	Furman	W, 71-53
12/22/10	24/RV	at Massachusetts	W, 64-59

UCF vs. Ranked Opponents (10-64)

Date	AP / Coaches Rk.	Opponent	Result
3/13/24	20 / 21	vs. BYU	L, 87-73
3/6/24	1 / 1	Houston	L, 67-59
3/2/24	8 / 6	Iowa State	L, 60-52
2/24/24	23 / 23	Texas Tech	W, 75-61
2/13/24	19 / 17	at BYU	L, 90-88
2/10/24	23 / 23	at Texas Tech	L, 66-59
2/3/24	23 / 24	Oklahoma	W, 74-63
1/31/24	18 / 18	Baylor	L, 77-69
1/20/24	5 / 5	at Houston	L, 57-42
1/13/24	18 / 17	BYU	L, 63-58
1/10/24	3 / 3	Kansas	W, 65-60
11/10/23	13 / 13	at Miami	L, 88-72
1/25/23	3 / 3	Houston	L, 82-71
12/31/22	3 / 3	at Houston	L, 71-65
2/17/22	14 / 15	at Houston	L, 70-52
1/29/22	7 / 9	Houston	L, 63-49
12/1/21	21 / 20	at Auburn	L, 85-68
1/17/21	11 / 11	at Houston	L, 75-58
12/26/20	6 / 7	vs. Houston	L, 63-54
12/19/20	15 / 15	at Florida State	W, 86-74
3/24/19	1 / 1	vs. Duke	L, 77-76
3/7/19	20 / 19	Cincinnati	W, 58-55
3/2/19	8 / 6	at Houston	W, 67-62
2/21/19	NR / 25	at Cincinnati	L, 60-55
2/7/19	12 / 12	Houston	L, 77-68
3/9/18	21 / 21	vs. Houston	L, 84-56
3/1/18	11 / 11	Wichita State	L, 75-71 (OT)
2/6/18	6 / 6	at Cincinnati	L, 77-40
1/25/18	17 / 16	at Wichita State	L, 81-62
1/16/18	12 / 13	Cincinnati	L, 49-38
12/3/17	24 / NR	at Alabama	W, 65-62
11/24/17	23 / 20	vs. West Virginia	L, 83-45
3/11/17	12 / 15	vs. SMU	L, 70-59
2/26/17	15 / 16	Cincinnati	W, 53-49
2/8/17	11 / 11	at Cincinnati	L, 60-50
11/20/16	3 / 3	vs. Villanova	L, 67-57
1/10/16	15 / NR	at SMU	L, 88-73
3/13/14	13 / 12	vs. Cincinnati	L, 61-58
3/1/14	23 / 24	at SMU	L, 70-55
2/19/14	7 / 9	Cincinnati	L, 77-49
2/12/14	20 / 22	at Memphis	L, 76-70
2/9/14	22 / NR	UConn	L, 75-55
2/1/14	12 / 8	at Louisville	L, 87-70
1/29/14	22 / 22	Memphis	L, 69-59
1/23/14	15 / 16	at Cincinnati	L, 69-51
12/31/13	14 / 10	Louisville	L, 90-65
3/2/13	19 / 17	Memphis	L, 76-67
2/13/13	22 / 25	at Memphis	L, 93-71
11/23/12	7 / 8	at Florida	L, 79-66
11/25/11	4 / 4	vs. UConn	W, 68-63
11/14/11	25 / 24	at Florida State	L, 73-50
12/1/10	18 / 16	vs. Florida	* W, 57-54
1/5/10	14 / 16	at Ole Miss	L, 84-56
12/20/09	14 / 14	at UConn	L, 60-51
2/9/08	1 / 1	at Memphis	L, 85-64
11/23/07	18 / 20	vs. Kansas State	L, 73-71 (OT)
11/22/07	20 / 19	vs. Villanova	L, 76-68
1/31/07	11 / 12	Memphis	L, 87-65
1/28/06	3 / 3	at Memphis	L, 94-61
1/3/06	19 / 21	at Kentucky	L, 59-51
12/3/05	11 / 11	at Florida	L, 80-47
3/18/05	13 / 14	vs. UConn	L, 77-71
3/19/04	9 / 8	vs. Pittsburgh	L, 53-44
12/4/03	2 / 2	vs. Florida	L, 59-39
12/12/02	25 / NR	Coll. of Charleston	W, 82-64
11/19/99	25 / 24	Miami	L, 81-55
11/27/98	7 / 9	at Michigan State	L, 87-64
3/14/96	1 / 2	vs. UMass	L, 92-70
12/19/95	18 / 19	at Georgia	L, 103-54
3/17/94	3 / 5	vs. Purdue	L, 98-67

12/7/91	5 / 5	at North Carolina	L, 101-72
12/2/89	12 / 10	at North Carolina	L, 92-42
12/28/88	10 / 12	vs. Florida State	L, 97-64
11/25/88	17 / 18	at Florida State	L, 133-79
11/27/84	17 / NR	at Arkansas	L, 59-45

*indicates win vacated by the NCAA, not counted towards total record
Overall record indicates combined AP and Coaches record even if opponent wasn't ranked in both polls

Record Breakdown vs. Ranked Teams

No. 1	Top 5	Top 10	Top 25
0-4	2-12	3-21	10-64*
Home	Away	Neutral	
6-16	3-32	1-16*	

* indicates win vacated by the NCAA (12/1/10) already subtracted from total W-L count
Records from each No. 1 Top 5, 10 and 25 are added and represented in the following column. Don't add each respective column!

UCF's Most Faced Ranked Opponents

Minimum 4 meetings to be listed

Opponent	Games	UCF Record	AP High/Low Rk. When Faced
Houston	11	1-10	1 / 21
Cincinnati	9	2-7	6 / 20
Memphis	7	0-7	1 / 22
Florida State	4	1-3	10 / 25
UConn	4	1-3	4 / 22

1. BO CLARK - 2,886

Year	GP	FG-A	3P-A	FT-A	Pts	Avg
1975-76	25	258-507	---	86-101	602	24.1
1976-77	28	331-677	---	144-172	806	28.8
1978-79	23	315-632	---	97-127	727	31.6
1979-80	28	311-602	---	129-161	751	26.8
Totals	104	1215-2418	---	456-561	2886	27.8

2. MIKE CLARK - 2,085

Year	GP	FG-A	3P-A	FT-A	Pts	Avg
1969-70	14	163-N/A	---	45-60	371	24.4
1970-71	26	280-551	---	158-225	718	27.6
1971-72	26	236-N/A	---	134-184	606	23.3
1972-73	26	166-387	---	58-98	390	15.0
Totals	92	845-N/A	---	395-567	2085	22.7

3. JERMAINE TAYLOR - 1,979

Year	GP	FG-A	3P-A	FT-A	Pts	Avg
2005-06	29	49-124	17-56	11-25	126	4.5
2006-07	31	139-293	63-152	54-76	395	12.7
2007-08	31	231-501	79-215	105-132	646	20.8
2008-09	31	291-606	92-245	138-170	812	26.2
Totals	122	710-1524	251-668	308-403	1979	16.2

4. JERRY PRATHER - 1,778

Year	GP	FG-A	3P-A	FT-A	Pts	Avg
1974-75	24	141-253	---	36-50	318	13.3
1975-76	25	130-224	---	39-57	299	12.0
1976-77	28	231-391	---	60-77	522	18.6
1977-78	30	277-472	---	85-152	639	21.3
Totals	107	779-1340	---	220-336	1778	16.6

5. KEN LEEKS - 1,763

Year	GP	FG-A	3P-A	FT-A	Pts	Avg
1988-89	25	143-247	0-0	82-145	368	14.7
1989-90	27	152-301	0-0	101-170	405	15.0
1990-91	27	162-230	0-0	109-160	473	18.5
1991-92	28	196-336	4-10	121-186	517	18.5
Totals	107	653-1114	4-10	413-661	1763	16.5

6. KEITH CLANTON - 1,718

Year	GP	FG-A	3P-A	FT-A	Pts	Avg
2009-10	32	115-242	4-21	77-116	311	9.7
2010-11	33	164-310	21-56	120-176	469	14.2
2011-12	33	176-382	39-116	89-152	480	14.5
2012-13	31	167-312	11-56	113-177	458	14.8
Totals	129	622-1246	75-249	399-621	1718	13.3

7. B.J. TAYLOR - 1,618

Year	GP	FG-A	3P-A	FT-A	Pts	Avg
2014-15	26	107-286	45-129	75-106	334	12.8
2016-17	29	165-399	48-141	126-175	504	17.4
2017-18	16	80-201	26-67	68-101	254	15.9
2018-19	33	139-362	61-164	187-240	526	15.9
Totals	104	491-1248	180-501	456-622	1618	15.6

8. ISAIHAH SYKES - 1,545

Year	GP	FG-A	3P-A	FT-A	Pts	Avg
2010-11	32	49-87	0-0	29-61	127	4.0
2011-12	33	159-292	6-21	83-152	407	12.3
2012-13	31	182-398	16-50	116-188	496	16.0
2013-14	30	198-417	12-32	107-198	515	17.2
Totals	126	588-1194	34-103	335-599	1545	12.3

9. DARRYL DAVIS - 1,540

Year	GP	FG-A	3P-A	FT-A	Pts	Avg
1991-92	28	153-319	14-45	59-87	379	13.5
1992-93	27	178-360	45-96	88-119	489	17.2
1993-94	30	140-326	38-88	57-76	375	12.5
1994-95	27	112-289	32-97	41-58	297	11.0
Totals	112	583-1294	129-326	245-340	1540	13.6

10. D'QUARIUS STEWART - 1,387

Year	GP	FG-A	3P-A	FT-A	Pts	Avg
1996-97	26	73-159	28-67	21-28	195	7.5
1997-98	28	103-240	33-95	49-62	288	10.3
1998-99	28	148-325	49-134	44-61	389	13.9
1999-00	32	196-456	65-170	58-83	515	16.1
Totals	114	520-1180	175-466	172-234	1387	12.2

11. JOSH PEPPERS - 1,376

Year	GP	FG-A	3P-A	FT-A	Pts	Avg
2003-04	31	42-91	8-30	26-32	118	3.8
2004-05	32	143-315	58-156	76-100	420	13.1
2005-06	29	134-301	59-160	69-96	396	13.7
2006-07	31	150-330	55-145	87-115	442	14.3
Totals	123	469-1037	180-491	258-343	1376	11.2

12. PAT CROCKLIN - 1,295

Year	GP	FG-A	3P-A	FT-A	Pts	Avg
1985-86	23	124-260	---	79-107	327	11.7
1986-87	27	144-257	0-0	70-97	359	13.3
1987-88	27	108-217	0-0	68-116	284	10.5
1988-89	27	138-248	3-4	46-71	325	12.0
Totals	104	514-982	3-4	263-391	1295	12.5

13. DAN FAISON - 1,283

Year	GP	FG-A	3P-A	FT-A	Pts	Avg
1982-83	28	186-322	---	97-152	467	16.7
1983-84	28	177-362	---	69-127	423	15.1
1984-85	28	149-329	---	95-161	393	14.0
Totals	84	512-1013	---	261-440	1283	15.3

14. BENNIE SHAW - 1,238

Year	GP	FG-A	3P-A	FT-A	Pts	Avg
1974-75	24	252-490	---	100-135	604	25.2
1975-76	25	256-506	---	122-147	634	25.4
Totals	49	508-996	---	222-282	1238	25.3

15. BRAD TRAINA - 1,218

Year	GP	FG-A	3P-A	FT-A	Pts	Avg
1995-96	30	47-114	12-40	20-26	126	4.2
1996-97	26	88-221	36-111	47-65	259	10.0
1997-98	28	147-305	53-133	85-112	432	15.4
1998-99	24	134-271	55-135	78-98	401	16.7
Totals	108	416-911	156-419	230-301	1218	11.3

16. MARCUS JORDAN - 1,182

Year	GP	FG-A	3P-A	FT-A	Pts	Avg
2009-10	32	81-196	21-76	74-106	257	8.0
2010-11	33	145-357	45-135	165-213	500	15.2
2011-12	31	131-354	52-169	111-155	425	13.7
Totals	96	357-907	118-380	350-474	1182	12.3

17. PAUL REED - 1,182

Year	GP	FG-A	3P-A	FT-A	Pts	Avg
1999-00	32	140-274	0-1	84-128	364	11.4
2000-01	31	153-312	11-32	116-163	433	14.0
2001-02	28	150-298	6-21	79-112	385	13.8
Totals	91	443-884	17-54	279-291	1182	13.0

18. TACKO FALL - 1,160

Year	GP	FG-A	3P-A	FT-A	Pts	Avg
2015-16	30	96-128	0-0	29-52	221	7.4
2016-17	36	168-235	0-1	55-119	391	10.9
2017-18	16	79-103	0-0	23-50	181	11.3
2018-19	33	154-206	0-0	59-163	367	11.1
Totals	115	497-672	0-1	166-384	1160	10.1

19. MATT WILLIAMS - 1,105

Year	GP	FG-A	3P-A	FT-A	Pts	Avg
2012-13	26	42-112	37-96	10-13	131	5.0
2013-14	31	62-158	56-146	6-11	186	6.0
2014-15	1	0-3	0-3	4-4	4	4.0
2015-16	30	81-222	55-167	25-34	242	8.1
2016-17	36	178-455	126-328	60-74	542	15.1
Totals	124	363-950	274-740	105-136	1105	8.9

20. SINUA PHILLIPS - 1,028

Year	GP	FG-A	3P-A	FT-A	Pts	Avg
1990-91	27	116-268	28-96	53-90	313	11.6
1991-92	28	107-250	39-97	69-109	322	11.5
1992-93	26	90-212	30-85	67-118	277	10.7
1993-94	30	41-108	10-48	24-54	116	3.9
Totals	111	354-838	107-326	213-371	1028	9.3



The UCF men's and women's basketball programs have called the beautiful 10,000-seat Addition Financial Arena their home since the start of the 2007-08 season. Located in the heart of Knights Plaza on the expansive north side of campus, the state-of-the-art facility opened in the fall of 2007 to packed crowds at multiple events.

Addition Financial Arena's unique design provides an intimate atmosphere for all students, alumni, fans and supporters, while creating an intimidating environment for opponents. With a raucous student section, dubbed the "Knightmare," Addition Financial Arena quickly became one of the more formidable basketball facilities in the southeast. The design offers perfect sight lines for all fans, giving every spectator a spectacular view.

Approximately 7,000 seats make up the lower bowl, with an additional 3,000 seats situated in the upper level. Club level seating is on the east side of the Arena, with exclusive access to the regal Black and Gold Club before, during and after each game.

The facility features 16 luxury boxes and suites, a club lounge, open concourse areas and numerous concession options. Fans benefit from a state-of-the-art audio and video system. The scoreboard located at center court features four video screens that show replays and player information with an LED ribbon board stretching around the bottom.

Patrons enter the building through a spacious lobby that has conveniently located concession and apparel stands. Updates to Addition Financial Arena and The Venue have taken place as of the summer of 2023.

Addition Financial Arena sits on the northern side of campus and is nestled in with UCF's other athletics facilities, including FBC Mortgage Stadium, The Venue, John Euliano Park and the UCF Soccer/Track Complex. FBC Mortgage Stadium also opened up during the same September week in 2007.

The arena is the centerpiece of an area that includes apartment-style dormitories with 2,000 total beds and about 100,000-square feet of retail space. Before and after games, fans can dine and shop at establishments like Barnes & Noble Bookstore, Burger U, Gringos Locos, Domino's, The Pop Parlour, Dunkin', Jimmy John's, Subway and Knightro's.

The neighboring retail area has room for 24 shops.

Addition Financial Arena also hosts premiere concerts along with UCF commencement ceremonies. The Central Florida Crusaders, expansion members of the National Indoor Soccer League, began fielding men's and women's teams in the venue for the 2022-23 season.

The arena is located directly in front of UCF's old home, The Venue, which re-opened following a year of massive renovations to create a new home for the women's volleyball program as well as dedicated practice facilities for both the men's and women's basketball programs. The Knights played in the former 5,100-seat building from 1991-2007.

Construction on the new facility began in November of 2005. The arena was designed by HOK Sports and constructed by KUD International.

The arena officially opened on Sept. 8, 2007, with a Reba McEntire concert. The first UCF event at the new arena occurred on Sept. 28, 2007, when the UCF volleyball team hosted East Carolina. The first UCF men's basketball game was a 63-60 victory over Nevada on Nov. 11, 2007 while the first women's contest was on Nov. 9, 2007, in 72-57 loss to Texas Tech.



Capacity	10,000
Construction Began	November 2005
Construction Completed	August 2007
Design	HOK Sports
Construction	KUD International
Cost	\$80 million
Luxury Suites	16
Lower Level Seats	5,598
Upper Level Seats	3,365
Club Seats	502
Concession Stands	7
Points of Sale	28
Video Boards	4
First UCF Game	UCF 63, Nevada 60 (11/11/07)

Highest Single-Game Home Attendance Records

1.	10,011 ^	Illinois (3/22/17)
2.	9,825	Memphis (1/10/09)
3.	9,469 ^	Kansas (1/10/24)
4.	9,460	Marshall (1/13/10)
5.	9,392	Iowa State (3/2/24)
6.	9,390	Houston (3/6/24)
7.	9,387	Oklahoma (2/3/24)
8.	9,383	Houston (1/25/23)
9.	9,358	Michigan (12/30/21)
10.	9,347	Rice (1/22/11)
11.	9,343	Florida State (11/13/13)
12.	9,141	Cincinnati (3/7/19)
13.	9,137	BYU (1/13/24)
14.	9,094	Marshall (1/5/11)
15.	8,882	West Virginia (1/23/24)
16.	8,734	Memphis (1/18/12)
17.	8,727	Massachusetts (11/13/09)
18.	8,711	Texas Tech (2/24/24)
19.	8,683	Baylor (1/31/24)
20.	8,624	Cincinnati (2/17/24)

^ - indicates sellout

Single-Season Home Attendance

1.	134,240 (7,065/19 games)	2023-24
2.	121,036 (6,370/19 games)	2010-11
3.	97,297 (5,723/17 games)	2011-12
4.	90,466 (4,523/20 games)	2012-13
5.	90,067 (5,298/17 games)	2013-14
6.	89,664 (5,274/17 games)	2022-23
7.	88,378 (4,651/19 games)	2016-17

Addition Financial Arena Record by Coaches

Coach	Seasons	Addition Financial Record	Win Pct.
Kirk Speraw	3	34-13 / 12-13*	.723 / .480*
Donnie Jones	6	74-33 / 59-33*	.692 / .641*
Johnny Dawkins	8	93-35	.727

*2008-09, 2009-10, 2010-11 victories vacated due to NCAA sanctions

Season-by-Season Record in Addition Financial Arena

Season	Head Coach	Home Record
2007-08	Kirk Speraw	12-4
2008-09	Kirk Speraw	13-3 / 0-3*
2009-10	Kirk Speraw	9-6 / 0-6*
2010-11	Donnie Jones	15-4 / 0-4*
2011-12	Donnie Jones	16-1
2012-13	Donnie Jones	15-5
2013-14	Donnie Jones	10-7
2014-15	Donnie Jones	10-8
2015-16	Donnie Jones	8-8
2016-17	Johnny Dawkins	15-3
2017-18	Johnny Dawkins	12-4
2018-19	Johnny Dawkins	15-2
2019-20	Johnny Dawkins	10-6
2020-21	Johnny Dawkins	6-3
2021-22	Johnny Dawkins	13-3
2022-23	Johnny Dawkins	11-6
2023-24	Johnny Dawkins	11-8
17 Seasons	3 Head Coaches	201-81 / 164-81*
		.713 / .669 Win %

*2008-09, 2009-10, 2010-11 victories vacated due to NCAA sanctions

UCF's Addition Financial Arena Winning Streaks

G	Began	Ended	Coach	Team to End Streak
16*	2/12/11	1/28/12	Donnie Jones	Southern Miss, 78-65
12**	2/6/08	1/10/09	Kirk Speraw	Memphis, 73-66
10	11/24/18	2/7/19	Johnny Dawkins	No. 12 Houston, 77-68
10*	11/12/10	1/19/11	Donnie Jones	East Carolina, 68-61
7	2/14/17	11/30/17	Johnny Dawkins	Missouri, 62-59
7	1/30/12	11/20/12	Donnie Jones	Middle Tennessee, 75-61
7*	3/7/09	12/30/09	Kirk Speraw	Jacksonville, 61-51
6	12/4/22	1/25/23	Johnny Dawkins	No. 3 Houston, 82-71
6	1/5/13	2/20/13	Donnie Jones	Marshall, 82-70
6	11/17/13	12/31/13	Donnie Jones	No. 10 Louisville, 90-65

*Streak is actually 11 due to five consecutive home wins at the end of the 2008-09 season being vacated due to NCAA sanctions

**Streak is actually four due to eight consecutive home wins to begin the 2008-09 season being vacated due to NCAA sanctions

*entire winning streak vacated due to NCAA sanctions

Honors and Awards

Associated Press All-America Honorable Mention

Jermaine Taylor	2008-09
-----------------	---------

Basketball Times All-America Third Team

Jermaine Taylor	2008-09
-----------------	---------

Lefty Driesell Defensive All-America

Tacko Fall	2016-17
------------	---------

NABC All-District

First Team

B.J. Taylor	2018-19
Keith Clanton	2012-13
Isaiah Sykes	2012-13
Keith Clanton	2011-12
Jermaine Taylor	2008-09

USBWA All-District

Jermaine Taylor	2008-09
-----------------	---------

CoSIDA Academic All-District

Roberto Morentin	2003-04
------------------	---------

Big 12 Honorable Mention

Ibrahim Diallo	2023-24
Darius Johnson	2023-24
Jaylin Sellers	2023-24

Big 12 Newcomer of the Week

Jaylin Sellers	2023-24
----------------	---------

Academic All-Big 12 Team

Michael Kalina	2023-24
Charlie May	2023-24

American Athletic Conference Defensive Player of the Year

Tacko Fall	2016-17
------------	---------

All-American Athletic Conference Team

First Team

B.J. Taylor	2018-19
-------------	---------

Second Team

Taylor Hendricks	2022-23
Aubrey Dawkins	2018-19
B.J. Taylor	2016-17
Isaiah Sykes	2013-14

Third Team

Darin Green Jr.	2021-22
Brandon Mahan	2020-21
Darius Perry	2020-21
Tacko Fall	2018-19

Honorable Mention

A.J. Davis	2017-18
------------	---------

American Athletic Conference All-Rookie Team

Taylor Hendricks	2022-23
Darius Johnson	2021-22
Isaiah Adams	2020-21
Adonys Henriquez	2014-15
B.J. Taylor	2014-15

American Athletic Conference All-Tournament Team

Isaiah Sykes	2013-14
--------------	---------

American Athletic Conference Player of the Week

Tacko Fall	3
Aubrey Dawkins	2
B.J. Taylor	1
Brandon Mahan	1

American Athletic Conference Rookie of the Week

Taylor Hendricks	9
Isaiah Adams	3
Cesar DeJesus	3
Adonys Henriquez	3
B.J. Taylor	3
Darius Johnson	2
Tacko Fall	2
Darin Green Jr.	1
Justin McBride	1

American Athletic Conference All-Academic Team

Michael Kalina	2022-23
Charlie May	2022-23
Poohpha Warakulnukroh	2022-23
Jayhlon Young	2022-23
Ryan Anders	2021-22
P.J. Edwards	2021-22
Darius Johnson	2021-22
Darius Perry	2021-22
Levy Renaud	2021-22
Ryan Anders	2020-21
Moses Bol	2020-21
Avery Diggs	2020-21
Ibrahim Doumbia	2020-21
Xavier Grant	2020-21
Josh Kaplan	2020-21
Levy Renaud	2020-21
Isaac Ward	2020-21
Ryan Anders	2019-20
Frank Bertz	2019-20
Moses Bol	2019-20
Xavier Grant	2019-20
Matt Milon	2019-20
Levy Renaud	2019-20
Terrell Allen	2018-19
Ryan Anders	2018-19
Frank Bertz	2018-19
Anthony Catotti	2018-19
Tacko Fall	2018-19
Xavier Grant	2018-19
Levy Renaud	2018-19
Anthony Catotti	2017-18
Myles Douglas	2017-18
Tacko Fall	2017-18
Nathan Laing	2017-18
Chance McSpadden	2017-18
Collin Smith	2017-18
Anthony Catotti	2016-17
Aubrey Dawkins	2016-17
Nathan Laing	2016-17
Brock Stephenson	2016-17
Tacko Fall	2015-16
Matt Williams	2015-16
Staphon Blair	2014-15
Myles Davis	2014-15
Adonys Henriquez	2014-15
Isaiah Sykes	2013-14

Baha Mar Hoops Bahamas Championship MVP

Taylor Hendricks	2022-23
------------------	---------

Baha Mar Hoops Bahamas Championship All-Tournament Team

Taylor Hendricks	2022-23
C.J. Kelly	2022-23

Nyrtle Beach Invitational MVP

Aubrey Dawkins	2018-19
----------------	---------

Nyrtle Beach Invitational All-Tournament Team

Tacko Fall	2018-19
------------	---------

Charleston Classic All-Tournament Team

Tacko Fall	2016-17
------------	---------

C-USA Player of the Year

Jermaine Taylor	2008-09
-----------------	---------

C-USA Coach of the Year

Kirk Speraw	2006-07
-------------	---------

All-Conference USA

First Team

Isaiah Sykes	2012-13
Keith Clanton	2011-12
Jermaine Taylor	2008-09

Second Team

Keith Clanton	2012-13
Marcus Jordan	2010-11
Jermaine Taylor	2007-08
Josh Peppers	2006-07

Third Team

Keith Clanton	2010-11
---------------	---------

Conference USA All-Freshman Team

Keith Clanton	2009-10
Marcus Jordan	2009-10
A.J. Rompza	2008-09

Conference USA All-Defensive Team

Isaiah Sykes	2012-13
Keith Clanton	2011-12
Dave Noel	2007-08

Conference USA All-Academic Team

A.J. Rompza	2011-12
Isaac Sosa	2010-11
Isaac Sosa	2009-10

Conference USA Player of the Week

Jermaine Taylor	7
Keith Clanton	5
Isaiah Sykes	3
A.J. Rompza	1
Josh Peppers	1
Isaac Sosa	1

Conference USA Rookie of the Week

Marcus Jordan	1
Isaac Sosa	1
Matt Williams	1

Conference USA Academic Honor Roll

Staphon Blair	2012-13
Tyler Coons	2012-13
Dylan Karel	2012-13
Isaac Lang	2012-13
Daiquan Walker	2012-13
Rod Days	2011-12
Bobby Horodyski	2011-12
A.J. Rompza	2011-12
Tom Herzog	2010-11
Marcus Jordan	2010-11
A.J. Rompza	2010-11
Isaac Sosa	2010-11
Keith Clanton	2009-10
Marcus Jordan	2009-10
Ben O'Donnell	2009-10
A.J. Rompza	2009-10
Isaac Sosa	2009-10
David Diakite	2008-09
Jakub Kusmieruk	2008-09
A.J. Rompza	2008-09
Isaac Sosa	2008-09
Amara Thompson	2008-09
Stanley Billings	2006-07
Adam Gill	2006-07
Taylor Young	2006-07
Will Bakanowsky	2005-06
Adam Gill	2005-06
Drew Speraw	2005-06
Jermaine Taylor	2005-06

Atlantic Sun Player of the Year

Mark Jones	1997-98
------------	---------

Atlantic Sun Defensive Player of the Year

Dexter Lyons	2003-04
--------------	---------

Atlantic Sun Newcomer of the Year

Mark Jones	1997-98
Ochiel Swaby	1993-94

All-Atlantic Sun

First Team

Dexter Lyons	2003-04
Brad Traina	1998-99
Mark Jones	1997-98
Ochiel Swaby	1993-94

Second Team

Gary Johnson	2004-05
Josh Peppers	2004-05
Roberto Morentin	2003-04
Ray Abellard	2002-03
Ray Abellard	2001-02
Paul Reed	2001-02
D'Quarius Stewart	1999-00
Brad Traina	1997-98
Harry Kennedy	1996-97

Honors and Awards

Ochiel Swaby	1994-95
Victor Saxton	1993-94

Atlantic Sun Tournament MVP

Gary Johnson	2005
Dexter Lyons	2004
Harry Kennedy	1996
Victor Saxton	1994

Atlantic Sun All-Tournament Team

Gary Johnson	2005
Josh Peppers	2005
Josh Bodden	2004
Dexter Lyons	2004
Ray Abellard	2003
Ed Dotson	2003
Paul Reed	2000
D'Quarius Stewart	2000
Mario Lovett	1999
Mark Jones	1998
Harry Kennedy	1996
Eric Riggs	1996
Howard Porter	1996
Victor Saxton	1994
Ochiel Swaby	1994
Darryl Davis	1994

Atlantic Sun Player of the Week

Ochiel Swaby	4
Mark Jones	2
Brad Traina	2
Ray Abellard	1
Josh Bodden	1
Gary Johnson	1
Dexter Lyons	1
Josh Peppers	1
Cory Perry	1
Victor Saxton	1

Atlantic Sun Academic Honor Roll

Will Bakanowsky	2004-05
Adam Gill	2004-05
Adam Picow	2004-05
Albert Smidebush	2004-05
Adam Gill	2003-04
Roberto Morentin	2003-04
Adam Picow	2003-04
Josh Bodden	2002-03
Troy Lindbeck	2002-03
Roberto Morentin	2002-03
Ray Abellard	2001-02
Josh Bodden	2001-02
Tim Kiscaden	2001-02
Josh Bodden	2000-01
Joey Graham	2000-01
Stephen Graham	2000-01
Phil Hobbs	2000-01
Beronti Simms	2000-01
Jeremy Swan	2000-01
Jason Thornton	2000-01
Marius Boyd	1999-00
Sarath Degala	1999-00
Rafae Goicouria	1999-00
Kyle Schueller	1999-00
Jeremy Swan	1999-00
Mario Lovett	1998-99
Jason Thornton	1998-99
Inyo Cue	1997-98
Bucky Hodge	1997-98
Mark Jones	1997-98
Mario Lovett	1997-98
Tony Marlow	1997-98
Chad Steckline	1997-98
Jason Thornton	1997-98
Brad Traina	1997-98
Scott White	1997-98
Brian Connor	1996-97
Chad Steckline	1996-07
Scott White	1996-07
Stacey Castle	1995-96
Reid Ketteler	1995-96
Eric Riggs	1995-96
Brad Tice	1995-96
Brad Traina	1995-96
Tony Marlow	1994-95

Ted Portee	1993-94
Chuck Roberts	1993-94

Abe Lemons Award (nation's top 3-point shooter)

Jason Thornton	1999-2000
----------------	-----------

All-American South Second Team

Ken Leeks	1990-91
-----------	---------

Associated Press D-II All-America

Honorable Mention

Bennie Shaw	1974-75
-------------	---------

Basketball Weekly D-II All-America

Bo Clark	1978-79
Bo Clark	1975-76

NABC D-II All-America

Bo Clark	1979-80
Bo Clark	1978-79
Jerry Prather	1977-78
Bo Clark	1976-77

NABC D-II Academic All-America

Jimmie Ferrell	1981-82
----------------	---------

NCAA D-II All-Tournament Team

Jerry Prather	1978
---------------	------

Sunshine State Coach of the Year

Chuck Machock	1983-83
Torchy Clark	1980-81
Torchy Clark	1977-78

All-Sunshine State

First Team

Dan Faison	1983-84
Larry Gowins	1983-84
Ronnie Thornton	1982-83
Dan Faison	1982-83
Willie Edison	1981-82
Dean Rossin	1980-81
Bo Clark	1979-80
Gerald Jones	1979-80
Bo Clark	1978-79
Jerry Prather	1977-78
Cleveland Jackson	1977-78
Bo Clark	1976-77
Jerry Prather	1976-77

Second Team

Isaac McKinnon	1983-84
Ruben Cotton	1980-81
Roland Ebron	1980-81
Calvin Lingelbach	1976-77

Honorable Mention

Jimmie Ferrell	1981-82
Dave Murray	1980-81
Jim Beachum	1980-81
Ruben Cotton	1979-80
Cleveland Jackson	1978-79
Wil Nix	1978-79

Sunshine State All-Tournament Team

Willie Edison	1981-82
Eddie Rhodes	1981-82
Ronnie Thornton	1981-82
Roland Ebron	1980-81
Gerald Jones	1979-80

UCF Athletics Hall of Fame

Bo Clark	1998
Torchy Clark	1998
Jerry Prather	1999
Mike Clark	2001
Calvin Lingelbach	2001
Ken Leeks	2004
Sinua Phillips	2006
Darryl Davis	2008
Bennie Shaw	2009
Jermaine Taylor	2021

Sunshine State Hall of Fame

Bo Clark	1992
----------	------

Torchy Clark	1992
--------------	------

--A--		
Abellard, Ray		2001-03
Adams, Isaiah		2020-22
Albers, Chuck		1971-72
Alexander, Sam		1984-86
Allen, Shemarri		2023-24
Allen, Terrell		2016-19
Allison, Ken		1980-81
Alok, Yuat		2018-19
Anders, Ryan		2018-22
Anderson, David		1994-95
Armitage, Steve		1972-74
Avant, Marcus		2003-05
Avery, Marchelus		2023-24

--B--		
Baez, Chris		2008-09
Bakanowsky, Will		2002-05
Banyard, Nick		2016-17
Battle, Mike		2006-08
Beachum, Jim		1979-81
Beaton, George		1985-87
Belotte, Willy		1972-76
Bennett, Wayne		1969-70
Bertz, Frank		2018-20
Bester, Edsel		1986-90
Bethea, Eric		1984-85
Billings, Stanley		2006-08
Bodden, Josh		2000-04
Bol, Moses		2019-21
Boles, David		1976-78
Boles, Mike	1989-90, 1991-92	
Borowicz, Jason		1993-94
Bowie, Tom		1971-72
Boyd, Marius		2000-03
Boyle, Brendan		2015-16
Blackwood, Bob		1986-90
Blair, Staphon		2012-16
Blue, Travis		1988-89
Brackins, Tony		1984-85
Breunig, Ross		1989-91
Brown, Bobby		1978-79
Brown, Chad		2015-19
Brown, Greg		1983-84
Buchanan, Darrell		1989-90
Burley, Keb		1989-90
Butler, Julian		1984-85
Butts, Patrick		1993-95

--C--		
Callaway, Paul		1975-76
Callins, Angelo		1972-74
Candelaria, Mike		1980-81
Carr, Robin		1982-83
Carrion, Jeff		1981-82
Carter, Ray		1991-93
Cartwright, Chip		2006-08
Castle, Stacey		1995-96
Catotti, Anthony		2016-19
Clanton, Keith		2009-13
Clark, Bo	1975-77, 78-80	
Clark, Mike		1969-72
Clements, Linn		1985-86
Coleman, Dallan 'Deebo'	2024-present	
Collier, Marty		1987-88
Connor, Brian		1995-97
Coons, Tyler		2012-14
Cooper, Joe		1996-97
Corso, Bill		1974-75
Cotton, Ruben		1979-81
Crawford, Fred		1987-89
Crittelle, Josh		2011-12
Crocklin, Pat		1985-89
Cubit, Tom		1983-86
Cue, Inyo	1996-97, 98-01	

--D--		
Danen, Todd		1973-74
Davis, A.J.		2014-18
Davis, Darryl		1991-95
Davis, Jarvis		2010-11
Davis, Jeff		1987-89
Davis, Jimmie		1978-79
Davis, Myles		2014-15
Davis, Shaheed		2014-16
Davis, Tony	2006-09	
Dawkins, Aubrey		2016-19
Days, Rod		2011-13
Degala, Sarath		1999-00
DeJesus, Ceasar		2016-20
Denmon, Jarrod		1990-92
Diakite, David		2009-11
Diallo, Ibrahima		2023-24
Diggs, Avery	2019-2021	
Diong, Cheikh Mbacke		2021-22
Dorschner, Jeff		1980-82
Dotson, Ed		2001-03
Douglas, Myles		2017-19
Doumbia, Ibrahim Famouke	2018-2021	
Dube, Chris		2002-03
Durr, Michael		2022-23

--E--		
Ebron, Roland		1979-81
Edison, Willie		1980-82
Edwards, Kingsley		2003-05
Edwards, P.J.		2021-23
Efianayi, Tanksley		2015-17
Elbana, Hany		2002-03
Emuobor, Comeh		2023-24

--F--		
Faison, Dan		1982-85
Fall, Tacko		2015-19
Fenn, Carlos		1975-76
Ferrell, Jimmie		1980-83
Ferrell, Jimmy		1977-80
Flanagan, Jim		1970-71
Fluitt, Ed		1971-73
Fogle, Ken		1988-89
Foster, Eddie		1992-94
Freeman, Tyem		2021-23
Friday, John	1984-85, 86-87	
Fuller Jr., Dre		2018-22
Fussell, Al		1980-81

--G--		
Garcia, Nik		2009
Gates, Curtis		1985-86
Gaynor, P.J.		2008-12
Gelfand, Bryan		1998-99
Gill, Adam		2004-07
Goodwin, Brandon		2013-15
Gowins, Larry		1982-84
Graham, Brian		2001-02
Graham, Joey		2000-02
Graham, Stephen		2000-02
Granberry, Davin		1996-00
Grant, Xavier		2018-21
Green, Andre		1988-90
Green Jr., Darin		2019-22
Green, David		1974-76
Green, Devon		1994-95
Griffin, Dayon		2016-19

--H--		
Haas, Paul		1978-80
Haas, Pete		1971-74
Haithcock, Stan		1986-88
Hall, Arnett		1972-74
Hall, Keyshawn	2024-present	
Hammerberg, Ed		1989-90
Haney, Steven		2013-14
Harding, Ryan		1992-93
Harper, James		1992-93
Harmon, Jamon		2001-02
Haynes, Anthony		1989-91
Helmich, James		1981-82
Hendricks, Taylor		2022-23
Hendricks, Tyler	2022-present	
Henriquez, Adonys		2014-16
Herrera, Abel		1994-95
Herzog, Tom		2010-11
Hill, Don		1969-70
Hinson, Denny		1990-91
Hinshaw, Darin		1993-94
Hobbs, Phil		2000-01
Hodge, Bucky		1997-99
Holmes, Marshall		2014-15
Horodyski, Bobby		2011-13
Horton, Ithiel		2022-23
Hulsewe, Elijah	2024-present	

--I--		
Ingram, Dazon		2019-20
Ivy-Curry, Jordan		2024-present

--J--		
Jackson, Cleveland		1977-79
Jacobs, Cummings		1985-86
Jacobs, Don		1969-70
James, Dennis		1978-79
Jenkins, Bob		1969-71
Jenkins, Demonne		1991-92
Jenson, Jerry		1981-82
Jessee, Rudi		1969-70
Jocius, Rokas	2024-present	
Johnson, Darius		2021-present
Johnson, Dior	2024-present	
Johnson, Gary		2003-05
Johnson, Marcus		2004-06
Johnson Jr., Tony		2019-22
Jones, Antwann		2023-24
Jones, Gerald		1978-80
Jones, Mark		1997-98
Jones, P.J.		1993-94
Jordan, Jeff		2011-12
Jordan, Marcus		2009-12
Jump, Greg		1982-84

--K--		
Kalina, Michael		2022-24
Kaplan, Josh		2020-21
Karell, Dylan		2012-15
Kelly, C.J.		2022-23
Kelly, Darwin		1991-92
Kennedy, Harry		1995-97
Kernagahan, Jeff		1971-74
Ketteler, Reid		1993-96
Kimbrough, Stan		1984-85
King, Rob		2012-13
Kiscaden, Tim		2001-02
Krull, Pete		1976-80
Kusmieruk, Jakub		2008-10
Kuzucan, Dogukan		2009-11

--L--		
Lalone, Mike	1970-71	
Langford Jr., DeMarr	2023-24	
Laing, Nathan	2016-18	
Lang, Isaac	2012-14	
Lavender, Dennis	1984-85	
Leath, Roy	1998-00	
Lee, Kevin	2000-01	
Leeks, Ken	1988-92	
Legette, Albert	1991-92	
Lemon, Kevin	1978-79	
Lewis, Daniel	2017	
Lewis, David	1975-76	
Lilly, Don	1969-70	
Lindbeck, Troy	2002-06	
Lingelbach, Calvin	1973-77	
Lockett, Lorenzo	1988-89	
Loucks, Jacob	2006-07	
Lovett, Mario	1996-99	
Lyons, Dexter	2002-04	

--M--		
Machowski, Nils	2023-present	
Mahan, Brandon	2019-22	
Marini, John	1985-88	
Marini, Tony	1985-87	
Marlow, Tony	1995-98	
Martin, Wayne	2011-12	
Mathis, Don	1969-72	
Maton, Matt	1993-93	
May, Charlie	2022-24	
McBride, Justin	2013-16	
McCombs, Dwight	2010-12	
McCrimon, Zettie	1971-73	
McCrotty, Eugene	2013-14	
McDaniels, Jim	1973-74	
McGee, Ken	1986-87	
McGee, Marcus	2002-04	
McKinnon, Isaac	1981-84	
McSpadden, Chance	2015-19	
Meeker, Doug	2002-03	
Mekarski, Brian	1977-80	
Miller, Al	1999-03	
Miller, Mark	1978-79	
Milon, Matt	2019-20	
Mobley, Sean	2019-21	
Mockus, Mintautas	2023-24	
Morentin, Roberto	2002-04	
Moretti, Evandro	2000-02	
Morse, Tate	2016-18	
Morton, Ben	1987-89	
Mumin, Djordjije	2014-18	
Murray, Dave	1982-84	

--N--		
Newell, Calvin	2012-14	
Nix, Wil	1975-79	
Nnakwe, Ikechi	1999-00	
Noel, Dave	2005-08	
Noffke, Bill	1976-80	

--O--		
O'Donnell, Ben	2009-10	
O'Donnell, Mike	2005-08	

--P--		
Page, Tom	1972-73	
Payne, Lavell	2005-07	
Payne, Omar	2023-24	
Peppers, Josh	2003-07	
Perry, Cory	1996-00	
Perry, Darius	2020-22	
Pettitway, Jeff	1977-78	
Phillips, Bob	1969-79	
Phillips, Sinua	1990-94	
Picow, Adam	2003-05	
Pinkney, Vernon	1988-89	
Portee, Ted	1993-95	
Porter, Howard	1991-92, 93-96	
Prather, Jerry	1974-78	
Pringle, Bruce	1982-94	
Pugh, Kory	2009	

--R--		
Radovski, Nenad	1994-95	
Reed, Paul	1999-02	
Reid, Aundre	1983-84	
Renaud, Levy	2018-22	
Repas, Ivan	1969-79	
Reynolds, Jamille	2020-22	
Reynolds, Ryan	1998-99	
Rhodes, Eddie	1981-82	
Rhodes, Ed'Xavior	2021-22	
Rice, Dan	1971-72	
Riggs, Eric	1995-96	
Roberson, Faronte	1985-87	
Roberson, Greg	1990-91	
Roberts, Chuck	1993-95	
Rodgers, David	1974-75	
Rogers, Dave	1974-75	
Rompza, A.J.	2008-12	
Rose, Justin	2004-06	
Ross, Rob	2002-04	
Rossin, Dean	1979-81	
Rubin, Dan	1990-91	

--S--		
Salerno, Russ	1969-70	
Sanford, Ben	1974-79	
Saxton, Victor	1992-94	
Schueler, Kyle	1999-00	
Scott, R.J.	2009-10	
Scruggs, Vincent	1980-81	
Sellers, Jaylin	2023-present	
Shaw, Bennie	1974-76	
Simms, Beronti	1997-01	
Simpson, Cameron	2024-present	
Sisemore, Don	1974-75	
Smidebush, Albert	2004-05	
Smith, Collin	2017-20	
Smith, Jeff	1974-75	
Smith, John	1972-74	
Smith, Kevin	1983-84	
Sosa, Isaac	2008-11	
Sparrow, Tyronne	1975-77	
Speraw, Drew	2005-06, 2007-10	
Spivey, Mike	1976-78	
Spurlock, Tristan	2010-14	
Stanley, Terrence	1982-83	
Steckline, Chad	1996-97	
Stephens, Carl	1977-79	
Stephenson, Brock	2016-18	
Stewart, D'Quarius	1996-00	
Stokes, Earl	1969-70	
Stout, Ben	2003-04	
Suggs, Brandon	2022-23	
Swaby, Ochiel	1993-95	
Swan, Jeremy	2000-01	
Sykes, Isaiah	2010-14	
Sylla, Thierno	2022-24	

--T--		
Tate, Ernie	1981-82	
Taylor, B.J.	2014-19	
Taylor, Jermaine	2005-09	
Taylor, JJ	2024-present	
Thiam, Moustapha	2024-present	
Thioune, Lahat	2022-23	
Thompson, Amara	2009-11	
Thompson, David	1973-74	
Thornton, Andre	2006-08	
Thornton, Jason	1998-02	
Thornton, Mark	1969-70	
Thornton, Ronnie	1981-83	
Tice, Brad	1995-96	
Tormhohlen, Tommy	1989-91	
Traina, Brad	1995-99	
Tyler, A.J.	2008-11	

--U--		
Ulvydas, Rokas	2016-18	

--V--		
VanDeusen, Kirk	1991-93	

--W--		
Walker, C.J.	2020-24	
Walker, Daiquan	2012-16	
Walker, James	1992-94	
Wallen, Chris	1985-88	
Warakulnukroh, Poohpha	2022-present	
Ward, Isaac	2020-21	
Weathers, Will	2008-09	
West, Chris	1994-96	
White, Scott	1996-98	
Wilhete, Al	1975-76	
Williams, Anthony	2004-06	
Williams, Benny	2024-present	
Williams, Bill	1977-79	
Williams, Matt	2012-17	
Williams, Mikey	2024-present	
Wilson, Kasey	2011-15	
Wofford, Steve	1975-77	
Woodford, Bryant	1986-88	

--Y--		
Yotio, Jean Michel	2007-09	
Young, Jayhlton	2022-23	
Young, Taylor	2007-11	

--Z--		
Zondervan, Kenrick	2005-09	

--00--		
Jeremy Swan	2000-01	
Davin Granberry	1995-00	
Ochiel Swaby	1993-95	

--0--		
Jordan Ivy-Curry	2024-present	
Charlie May	2023-24	
Lahat Thioune	2022-23	
Darius Johnson	2021-22	
Yuat Alok	2018-19	
Tanksley Efiyani	2016-17	
Brendan Boyle	2015-16	
Rod Days	2011-12	

--1--		
Mikey Williams	2024-present	
Antwann Jones	2023-24	
Jaylon Young	2022-23	
Tony Johnson	2019-22	
B.J. Taylor	2014-19	
Tristan Spurlock	2011-14	
R.J. Scott	2009-10	
Jermaine Taylor	2005-09	
Marcus Avant	2003-05	
Chris Dube	2002-03	

--2--		
JJ Taylor	2024-present	
Shemarri Allen	2023-24	
Michael Durr	2022-23	
Darius Perry	2020-22	
Matt Milon	2019-20	
Terrell Allen	2016-19	
Wayne Martin	2011-12	
Jarvis Davis	2010-11	
Ben O'Donnell	2009-10	
Tony Davis	2007-09	
Lavell Payne	2005-07	
Doug Meeker	2002-03	

--3--		
Darius Johnson	2022-present	
Isaiah Adams	2020-22	
Dre Fuller Jr.	2018-20	
A.J. Davis	2014-18	
Isaiah Sykes	2012-14	
A.J. Rompza	2008-12	
Dave Noel	2005-08	
Al Miller	1999-03	
Willie Edison	1981-82	
Vincent Scruggs	1980-81	

--4--		
Keyshawn Hall	2024-present	
Comeh Emuobor	2023-24	
Brandon Suggs	2022-23	
Jamille Reynolds	2020-22	
Ceasar DeJesus	2016-20	
Daiquan Walker	2012-16	
Kory Pugh	2009	
Mike O'Donnell	2005-08	
Dexter Lyons	2002-04	
Mario Lovett	1996-01	
Brad Tice	1995-96	
Nenad Radovski	1994-95	
James Walker	1992-94	
Edsel Bester	1989-90	
Greg Brown	1983-84	
Eddie Rhodes	1981-83	
Mike Candelaria	1980-81	

--5--		
Benny Williams	2024-present	
Omar Payne	2023-24	
P.J. Edwards	2021-23	
Avery Diggs	2019-21	
Myles Douglas	2017-19	
Djordjije Mumin	2015-17	
Eugene McCrory	2013-14	
Rod Days	2012-13	
Marcus Jordan	2009-12	
Will Weathers	2008-09	
Chip Cartwright	2006-08	

Gary Johnson	2003-05	
Marcus McGee	2002-04	
Jamon Harmon	2001-02	
Inyo Cue	1997-01	
Harry Kennedy	1995-97	
Darryl Davis	1991-95	
Dan Faison	1982-84	
Jeff Carrion	1981-82	
Cleveland Jackson	1978-79	

--6--		
Dallan 'Deebo' Coleman	2024-present	

--7--		
Dior Johnson	2024-present	

--8--		
Elijah Hulsewe	2024-present	

--10--		
Mintautas Mockus	2023-24	
Poohpha Warakulnukroh	2022-23	
Levy Renaud	2019-22	
Dayon Griffin	2016-19	
Adonys Henriquez	2014-16	
Tyler Coons	2012-14	
Dwight McCombs	2010-12	
Drew Speraw	2005-10	
Kingsley Edwards	2003-05	
Ray Abellard	2001-03	
Phil Hobbs	2000-01	
Bryan Gelfand	1998-99	
Chad Steckline	1996-98	
Abel Herrera	1994-96	
P.J. Jones	1993-94	
Matt Maton	1992-93	
Fred Crawford	1987-89	
Faronte Roberson	1985-87	
Stan Kimbrough	1984-85	
Jerry Prather	1975-76	

--11--		
Cameron Simpson	2024-present	
Ibrahima Diallo	2023-24	
Tyem Freeman	2021-23	
Xavier Grant	2019-21	
Rokas Ulvydas	2016-18	
Brandon Goodwin	2014-15	
Calvin Newell	2012-14	
Bobby Horodyski	2011-12	
Isaac Sosa	2008-11	
Mike Battle	2006-08	
Vernon Pinkney	1989-90	
Kevin Smith	1983-84	
Jimmie Ferrell	1980-83	
Jerry Prather	1976-78	

--12--		
DeMarr Langford Jr.	2023-24	
Ithiel Horton	2022-23	
Ed'Xavior Rhodes	2021-22	
Dazon Ingram	2019-20	
Xavier Grant	2018-19	
Matt Williams	2012-17	
Taylor Young	2007-11	
Adam Picow	2003-05	
Tim Kiscaden	2001-02	
Kevin Lee	2000-01	
Kyle Schueller	1999-00	
Cory Perry	1996-98	
David Anderson	1994-95	
Sinua Phillips	1990-94	
Keb Burley	1989-90	
Vernon Pinkney	1988-89	
Chris Wallen	1984-88	
Don Sisemore	1974-76	

--13--		
Marchelus Avery	2023-24	
C.J. Kelly	2022-23	
Brandon Mahan	2019-22	
Levy Renaud	2018-19	
Daniel Lewis	2017	
Tanksley Efiyani	2015-16	

Jeff Jordan	2011-12	
Jakub Kusmieruk	2009-10	
Kenrick Zondervan	2005-09	
Roberto Morentin	2002-04	
Greg Jump	1983-84	
Jerry Jensen	1981-83	
Brian Mekarski	1979-80	
Mark Miller	1978-79	
Mike Spivey	1976-78	
David Lewis	1975-76	

--14--		
Michael Kalina	2022-24	
Ibrahim Famouke Doumbia	2018-21	
Nick Banyard	2016-17	
Dogukan Kuzucan	2010-11	
Andre Thornton	2007-08	
Joey Graham	2000-02	
Sarath Degala	1999-00	
Ryan Reynolds	1998-99	
Brian Connor	1995-97	
Ted Portee	1993-95	
Ryan Harding	1991-93	
Travis Blue	1987-90	
Edsel Bester	1986-87	
Calvin Lingelbach	1973-77	

--15--		
Tyler Hendricks	2022-present	
Isaac Ward	2020-21	
Aubrey Dawkins	2016-19	
Dylan Karell	2012-15	
David Diakite	2008-11	
Dave Murray	1982-84	
Willie Edison	1980-81	
Dennis James	1978-79	
Cleveland Jackson	1977-78	

--20--		
Poohpha Warakulnukroh	2023-present	
Sean Mobley	2020-21	
Frank Bertz	2018-20	
Brock Stephenson	2016-18	
Myles Davis	2014-15	
Dogukan Kuzucan	2009-10	
Chris Baez	2008-09	
Tony Davis	2006-07	
Troy Lindbeck	2002-06	
Jason Thornton	1998-02	
Inyo Cue	1996-97	
Patrick Butts	1993-95	
Ray Carter	1991-93	
Dan Rubin	1990-91	
Pat Crocklin	1986-89	
Cummings Jacobs	1985-86	
Julian Butler	1984-85	
Wil Nix	1975-76	

--21--		
C.J. Walker	2020-24	
Chad Brown	2015-19	
Isaac Lang	2012-14	
P.J. Gaynor	2008-12	
Stanley Billings	2006-08	
Justin Rose	2004-06	
Marius Boyd	2000-03	
Brad Traina	1995-99	
Jason Borowicz	1993-94	
Mike Boles	1987-92	
Larry Gowins	1983-84	
Roland Ebron	1980-81	
Wil Nix	1976-79	
Carlos Fenn	1975-76	
Willy Belotte	1972-76	

--22--		
Nils Machowski	2023-present	
Darin Green Jr.	2019-22	
Chance McSpadden	2015-19	
Brandon Goodwin	2013-14	
Rob King	2012-13	
Kasey Wilson	2011-12	
Amara Thompson	2009-11	
Cordell Pope	2007-08	

Andre Thornton	2006-07
Marcus Johnson	2004-06
Rob Ross	2002-04
Brian Graham	2001-02
D'Quarius Stewart	1996-00
Howard Porter	1992-96
Denny Hinson	1990-91
Edsel Bester	1987-89
Bryant Woodford	1986-87
James Teague	1985-86
Bob Machock	1984-85
Bennie Shaw	1974-76

--23--

Howard Porter	1991-92
Bo Clark	1975-77, 78-80
Rudi Jessee	1969-71

--24--

Jaylin Sellers	2023-present
Charlie May	2022-23
Dre Fuller Jr.	2020-22
Tacko Fall	2015-19
Djordjije Mumin	2014-15
Steven Haney	2013-14
Josh Crittle	2011-12
Nik Garcia	2009-10
Stephen Graham	2000-02
Cory Perry	1998-00
Tony Marlow	1994-98
Eddie Foster	1992-94
Albert Legette	1991-92
Anthony Haynes	1989-91
Jeff Davis	1988-89
Edsel Bester	1987-88
Pat Crocklin	1985-86

--25--

Taylor Hendricks	2022-23
Ryan Anders	2018-22
Tate Morse	2016-18
Marshall Holmes	2014-15
A.J. Tyler	2008-11
Adam Gill	2004-07
Ed Dotson	2001-03
Ikechi Nnakwe	1999-00
Mark Jones	1997-98
Stacey Castle	1995-96
Devon Green	1994-95
Ulyen Coleman	1983-84
Tony Moore	1981-82
Jim Beachum	1979-81
Brian Mekarski	1977-79
Mike Clark	1969-72

--30--

Sean Mobley	2019-20
Anthony Catotti	2017-18
Josh Peppers	2003-07
Hany Elbana	2002-03
Beronti Simms	1997-01
Chuck Roberts	1993-95
Eddie Hammerberg	1990-91
Ken Fogle	1988-89
Stan Haithcock	1987-88
Tom Cubit	1984-86
Steve Wofford	1975-77
David Thompson	1973-75
Mark Thornton	1971-73

--31--

Thierno Sylla	2022-24
Anthony Catotti	2018-19
Floyd Henry	1982-83
Jeff Dorschner	1981-82
Joe Burgess	1980-81
Ruben Cotton	1978-79
Lee Riley	1976-78
Ivan Repas	1969-70

--32--

Kasey Wilson	2012-15
Isaiah Sykes	2010-12
Albert Smidebush	2004-05

Ben Stout	2003-04
Paul Reed	1999-02
Scott White	1996-98
Reid Ketteler	1993-96
Tommy Tormohlen	1989-90
Lorenzo Lockett	1988-89
Marty Collier	1987-88
Ken McGee	1986-87
Curtis Gates	1985-86
John Friday	1984-85
Dave Rogers	1974-75
Bob Jenkins	1969-71

--33--

Moses Bol	2019-21
Djordjije Mumin	2017-18
Shaheed Davis	2014-16
Keith Clanton	2009-13
Jakub Kusmieruk	2008-09
Anthony Williams	2004-06
Josh Bodden	2000-04
Roy Leath	1998-00
James Harper	1992-93
Demonne Jenkins	1991-92
Ross Breunig	1989-91
James Helmich	1981-82
Ruben Cotton	1979-81
Bobby Brown	1978-79
David Boles	1976-78
Earl Stokes	1969-70

--34--

Cheikh Mbacke Diong	2021-22
Justin McBride	2013-16
Jean Michel Yotio	2007-09
Jacob Loucks	2006-07
Joe Cooper	1996-97
Eric Riggs	1995-96
Victor Saxton	1992-94
Tommy Tormohlen	1990-91
Bob Blackwood	1987-90
George Beaton	1985-87
Tony Brackins	1984-85
Wayne Bennett	1969-70

--35--

Rokas Jocius	2024-present
Collin Smith	2017-20
Will Bakanowsky	2002-05
Evandro Moretti	2000-02
Jeremy Swan	1999-00
Bucky Hodge	1998-99
Chris West	1994-96
Greg Roberson	1990-91
Tom Cubit	1983-84
Ron Thornton	1981-83
Gerald Jones	1978-80
Don Jacobs	1969-70

--40--

Jarrold Denmon	1990-92
Darrell Buchanan	1989-90
Jeff Davis	1987-88

--41--

Tom Herzog	2010-11
Darin Hinshaw	1993-94
Darwin Kelly	1991-92
Isaac McKinnon	1979-84
Kevin Lemon	1978-79
Bill Noffke	1976-80

--42--

Kirk VanDeuesen	1991-93
Andre Green	1989-90
John Friday	1986-87
Linn Clements	1985-86
Dennis Lavender	1984-85

--43--

Robin Carr	1982-83
Ken Allison	1980-81
Roland Ebron	1979-80
Jeff Pettaway	1977-78

Russ Salerno	1969-70
--------------	---------

--44--

Ken Leeks	1988-92
John Marini	1985-88
Sam Alexander	1984-85
Jeff Dorschner	1980-81
Paul Calloway	1975-76
Jeff Smith	1974-75
Bob Phillips	1969-70

--45--

Al Fussell	1980-81
Pete Krull	1976-80
David Green	1974-76

--50--

Ben Morton	1987-89
Stan Haithcock	1986-87
Tony Marini	1985-87
Eric Bethea	1984-85

--51--

Nathan Laing	2016-18
Bruce Pringle	1983-84
Ernie Tate	1981-82
Dean Rossin	1979-81
Carl Stephens	1977-79

--52--

Moustapha Thiam	2024-present
Staphon Blair	2012-16
Andre Green	1988-89

--53--

Paul Haas	1978-79
Bill Williams	1977-79

--54--

Bob Blackwood	1986-87
Sam Alexander	1985-86
Don Mathis	1969-72

--55--

Ernie Tate	1981-82
Jeff Dorschner	1980-81
Paul Haas	1979-80
Jimmie Davis	1978-79
Don Hill	1969-70

(complete jersey numbers not available from the 1970-71 through 1973-74 seasons)



Taylor Hendricks



All-Time NBA/G-League Roster

Player (Years at UCF)

Chad Brown (2015-19)

A.J. Davis (2014-18)

Aubrey Dawkins (2016-19)

Tacko Fall (2015-19)

Taylor Hendricks (2022-23)

Mark Jones (1997-98)

Tristan Spurlock (2010-14)

B.J. Taylor (2014-19)

Jermaine Taylor (2005-09)

Matt Williams (2012-17)

Organization(s)

Dallas Mavericks*

Texas Legends (G-League)

Delaware Blue Coats (G-League)

Stockton Kings (G-League)

New Orleans Pelicans*

Erie Bayhawks (G-League)

Ignite (G-League)

Boston Celtics

Maine Red Claws (G-League)

Cleveland Cavaliers

Cleveland Charge (G-League)

Utah Jazz

Orlando Magic

Canton Charge (D-League)

Delaware 87ers (D-League)

Los Angeles Clippers*

Agua Caliente Clippers (G-League)

Cleveland Charge (G-League)

Salt Lake City Stars (G-League)

Houston Rockets

Sacramento Kings

Rio Grande Valley (D-League)

Maine Red Claws (D-League)

Idaho Stampede/Salt Lake City Stars (D-/G-League)*

Miami Heat

Sioux Falls Skyforce (G-League)

Season(s)

2019-20

2019-20

2018-19

2019-20

2019-20

2019-20

2022-23

2019-21

2019-20

2021-22

2021-22

2023-present

2004-05

2014-15

2015-16

2019-20

2021-22

2021-22

2021-22

2009-10

2010-11

2009-10, 2011-12

2013-15

2014-15, 2016-18

2017-18

2017-18

GP

0

42

2

1

0

37

8

26

29

11

26

40

10

4

0

0

0

0

2

39

26

22

32

17/64

3

43

Draft History

NBA Draft

Name	Year	Rd.	Pick	Team
Taylor Hendricks	2023	1	9	Utah
Jermaine Taylor	2009	2	32	Washington
Bennie Shaw	1976	9	146	Milwaukee

NBA D-League/G-League Draft

Name	Year	Rd.	Pick	Team
Ibrahima Diallo	2024	1	13	Austin
B.J. Taylor	2021	1	16	Cleveland
Tristan Spurlock	2014	2	29	Canton
Dave Noel	2008	8	56	Reno
Dexter Lyons	2006	3	24	Idaho

CBA Draft

Name	Year	Rd.	Pick	Team
Brad Traina	1999	9	78	Grand Rapids
Mark Jones	1998	4	35	Fort Wayne
Ken Leeks	1992	4	51	Quad City



5
NBA players

155
NBA games played
and counting



Jermaine Taylor



Tacko Fall



Mark Jones



Matt Williams

* - Signed Exhibit 10 contract, but did not play for team

* - Idaho Stampede franchise renamed to Salt Lake City Stars to begin 2016 season

Bold indicates played at least one game for an NBA franchise

NBA D-League rebranded to NBA G-League for the 2017-18 season

All-Time NBA/G-League Roster updated following 2023-24 NBA season



Taylor Hendricks with NBA Commissioner Adam Silver on stage at the 2023 NBA Draft moments after becoming UCF's first lottery and first round pick with his ninth overall selection to the Utah Jazz



Taylor Hendricks, a four-star recruit out of Calvary Christian Academy in Ft. Lauderdale, Florida, became UCF's highest draft pick in men's basketball history by going ninth overall to the Utah Jazz in the 2023 NBA Draft.

The prospect rankings for Hendricks were far from unanimous; ESPN had him pegged as the 54th overall recruit in the nation while 247 Sports had him outside the top-100. Rivals was the only outlet to have Hendricks listed as top-10 in his position.

Hendricks left his mark in his only season at UCF before declaring for the draft on March 22, 2023. He ended his tenure with the Knights as a unanimous selection to the American Athletic Conference's All-Freshman Team and also earned a Second-Team All-Conference nod. The rookie was one of 25 finalists for the Kyle Macy Award, the first Knight to receive the honor. Hendricks was by far one of the more impressive rookies in The American throughout the season, tallying a record nine Rookie-of-the-Week honors, including four straight from the span of Nov. 21, 2022 to Dec. 12, 2022, another conference record.

In his lone season with the Knights, Hendricks started all 34 games, playing 1,179 minutes, the second-most in a single season in program history. The young rookie led the team in many offensive categories, including scoring (15.1 points per game), rebounding (7.0 per game), field goal percentage (47.8%, 184-for-385) and three-point percentage (39.4%, 61-for-155). Hendricks finished the year 10th on UCF's career three-point percentage list.

On the defensive side of the ball, Hendricks led the team and the AAC in blocks with 59, also tying him for seventh most in a single season at UCF. His conference-leading 59 blocks ranked 39th in the nation and 42nd in blocks per game, averaging 1.74 per game. Hendricks went 13 straight games with a block, falling two games shy of Tacko Fall's 15-game streak in a single season.

The impact of Hendricks was felt from game one, as the rookie posted 23 points in his debut in a double-overtime loss to UNC-Asheville. He tallied a double-double his next time out, helping the Knights charge on to a 68-54 victory against Florida State with 15 points and 12 rebounds. Hendricks was named the Baha Mar Hoops Bahamas Championship MVP after recording a 16-point, 12-rebound double-double against Oklahoma State in the semifinals before leading the team in scoring with 19 points against Santa Clara in the championship contest.



Hendricks arrives in style on the red carpet at the 2023 NBA Draft

Hendricks continued to be a force to be reckoned with, eventually topping his career-high point total of 23 in a single game with 25. He did it twice, scoring 25 points at Tulsa on Feb. 26 on 10-of-16 shooting with eight rebounds and then again on the final day of the regular season, which was just two games later, at home against ECU. It was more of the same in the 2023 NIT First Round as the Knights toppled the Gators 67-49 behind Hendricks' 17 points on 8-of-11 shooting, eight rebounds, two blocks and two steals.

When all was said and done, Hendricks had shattered UCF rookie records. He finished with the most single-season points (515), scoring average (15.1), rebounds (237), offensive rebounds (80), rebound average (7.0) field goal makes and attempts (184-for-385), free throw makes and attempts (86-for-110) and minutes (1,179), all tops of UCF's freshman leaderboards. He was second in blocks (59), fourth in steals (31) and three-point field-goals (61). Hendricks was the only player in the NCAA to hit 60 or more three pointers, record 55 or more blocks and have 35 or more dunks on the year. He also tallied five double-doubles, the first two coming within his first four career games.

Hendricks attended the draft in Brooklyn, New York with his mother Danielle Hendricks and his twin brother Tyler Hendricks. Other special guests at his table included UCF head coach Johnny Dawkins, assistant coach Robbie Laing and assistant director of operations Morgan Leonard.

Hendricks became the third Knight selected in the NBA Draft and second in the modern era, joining Jermaine Taylor (2009, Round 2, Pick 32) and Bennie Shaw (1976, Round 9, Pick 146). Hendricks was set to become the fifth Knight to ever play in the NBA, joining Jermaine Taylor (Houston, Sacramento), Tacko Fall (Boston, Cleveland), Mark Jones (Orlando) and Matt Williams (Miami).



Taylor Hendricks with his mom Danielle and twin brother Tyler at his table pre-draft

The 2023 lottery pick made his NBA debut on opening night, Oct. 25, in the final minutes of Utah's home loss to Sacramento. The rookie spent some time between the NBA and G-League before getting his next appearance on Dec. 2. Hendricks earned his first career start on Feb. 22, his 18th career NBA game and 57th of the season for Utah's squad. He posted 12 points and hauled in nine rebounds in the process. Hendricks started and played in the final 17 games of Utah's season, earning 9.3 points and 5.5 rebounds per contest during that span. On the season, Hendricks played in 40 games, starting in 23 while averaging 7.3 points and 4.6 rebounds per game. The 40 games played is the most by a Knight in the NBA in a single season and second all-time, behind only Jermaine Taylor who suited up for 65 contests.



Marcus Avant

Selcuk Univ. (Turkey)	2005
Pennsylvania (USBL)	2006
Worthing (England)	2007
Gwinnett (WBA)	2008

Nick Banyard

Aomori Watts (Japan)	2017-18
Rayos de Hermosillo (Mexico)	2018
North-West Thunder (Australia)	2018-19
Ovarense Basquetbol (Portugal)	2019-20
GLE Maille Matrix (D.R.)	2021
KB Rahoveci (Kosovo)	2021-22
Anorthosis Ammochostou (Greece)	2022
Kocaeli BSB Kagitspor (Turkey)	2022
Soproni KC (Hungary)	2023
Olimpico (Argentina)	2024-present

Mike Battle

Barreteros de Zacatecas (Mexico)	2012-13
Universidad de Managua (Nicaragua)	2013
Heartland (ABL)	2013

Stanley Billings

Bravos de Piedras Negras (Mexico)	2008
-----------------------------------	------

Staphon Blair

Aalstar (Belgium)	2016-17
KK Ibar Rozaje (Montenegro)	2017
Bosna-Royal (Bosnia)	2017
Sencur (Slovenia)	2018
Illium Club (Portugal)	2018-19
Blackwater Elite (Philippines)	2019
Fukushima (Japan)	2019-20
Angers (France)	2020-21
A.C.E. League (Orlando)	2021
Al Sulaybiyah (Kuwait)	2021-22
Diablos de Miranda (Venezuela)	2022
Toros de Aragua (Venezuela)	2022
Al Alhy Benghazi (Libya)	2022
Al Sulaybiyah (Kuwait)	2022
Panteras de Miranda (Venezuela)	2023-present

Chad Brown

Dallas Mavericks (NBA)	2019-20
Texas Legends (NBA G-League)	2019-20
Charilaos (Greece)	2020
Guelph Nighthawks (Canada)	2021
Peristeri (Greece)	2021-22
Merkezefendi Belediyesi Denizli (Turkey)	2022
Hapoel Gilboa Galil (Israel)	2022-23
Uralmash Yekaterinburg (Russia)	2023
Apollon Patras (Greece)	2023-24
Wilki Morskie Szczecin (Poland)	2024-present

Keith Clanton

Anwil (Poland)	2013-14
Seoul Samsung (S. Korea)	2014-15
Leones De Ponce (Puerto Rico)	2015
Hapoel Be'er Sheva (Israel)	2015-16
PAOK (Greece)	2016-17
Lukoil Academic (Bulgaria)	2017-18
Levski Sofia (Bulgaria)	2018
Rethymno Cretan Kings (Greece)	2018-19
Steaua Bucuresti (Romania)	2019-20
Yamagata (Japan)	2020-21
Dinamo Bucuresti (Romania)	2021-22
Lions de Geneve (Switzerland)	2022-23
Spinelli Massagno (Switzerland)	2023-present

Inyo Cue

Plymouth (England)	2002-03
--------------------	---------

AJ Davis

KB Sigal Prishtina (Kosovo)	2018
Brisbane Bullets (Australia)	2019
Delaware Blue Coats (NBA G-League)	2019
Stockton Kings (NBA G-League)	2019
Reales de La Vega (Dominican Republic)	2019-20
BC Lulea (Sweden)	2020
Charilaos Trikoupi (Greece)	2020-21
Mauricio Baez (D.R.)	2020-21
Nuernberg Falcons BC (Germany)	2021-22
Niagara River Lions (Canada)	2021-22
Apollon Patras (Greece)	2022-23
Niagara River Lions (Canada)	2023
Leuven Bears (Belgium)	2023-24
Niagara River Lions (Canada)	2024-present

Shaheed Davis

Sheffield Sharks (England)	2016
Al Nift (Iraq)	2016-17
Academic Plovdiv (Bulgaria)	2017
KK Fenix Industries (Macedonia)	2017
Cherkasy (Ukraine)	2017-18
Pallacanestro Cantu (Italy)	2018-19
Fukushima Firebonds (Japan)	2019-20
Kumamoto Volters (Japan)	2020-21
Hapoel Eilat (Israel)	2021
Alba Fehervar (Hungary)	2021-22
Lavrio (Greece)	2022
Tainan TSG GhostHawks (Taiwan)	2022-23
Anorthosis Ammohostou (Cyprus/Asia)	2023
Sigal Prishtina (Kosovo)	2024-present

Aubrey Dawkins

New Orleans Pelicans (NBA)	2019-20
Erie Bayhawks (NBA G-League)	2019-20
BG Goettingen (Germany)	2020-21
Turk Telekom Ankara (Turkey)	2021-22
Ignite (NBA G-League)	2022-23
Frutti Extra Bursaspor (Turkey)	2022-23
SC Derby (Montenegro)	2023-24
Osos de Manati (Puerto Rico)	2023-24
Nizhny Novgorod (Russia)	2024-present

Ed Dotson

Snaefell (Iceland)	2003-04
Korihait (Finland)	2004-05
Woon Aris (Holland)	2005-06
Oliveirense (Portugal)	2006
Queluz (Portugal)	2007
Trujillo (Spain)	2008

Michael Durr

Mandurah Magic (Australia)	2024-present
----------------------------	--------------

Tank Efanayi

Bipa Basket Odessa (Ukraine)	2017-18
BC Balkan (Bulgaria)	2018-19
KK Gostivar (Macedonia)	2019
Puente Alto (Puerto Rico)	2019-20
Obera (Argentina)	2020-2021
Club Urunday (Uruguay)	2021-23
Guaiquerias (Venezuela)	2023
Plateros (Mexico)	2023-present

Tacko Fall

Boston Celtics (NBA)	2019-2021
Maine Red Claws (NBA G-League)	2019-2020
Cleveland Cavaliers (NBA)	2021-22
Cleveland Charge (NBA G-League)	2021-22
Xinjiang Flying Tigers (China)	2022-23
Nanjing Tongxi Monkey Kings (China)	2023-24
Piratas de Quebradillas (Puerto Rico)	2024
BNZ Breakers (New Zealand)	2024-present

P.J. Gaynor

West Palm Beach (ABL)	2012-13
-----------------------	---------

Dayon Griffin

KB Feronekeli (Kosovo)	2019-20
Hydro Truck (Poland)	2020-2021
Ternopil-Tneu (Ukraine)	2021-22
Kaposvari (Hungary)	2022
Szolnok (Hungary)	2022-23
Wuerzburg (Germany)	2022-23
Sopron KC (Hungary)	2023-present

Taylor Hendricks

Utah Jazz (NBA)	2023-present
-----------------	--------------

Gary Johnson

UCC Demons (Ireland)	2005-06
Bochum (Germany)	2006-07
Dortmund (Germany)	2007-08
Herten (Germany)	2008-09
Chemnitz (Germany)	2009-12
Dusseldorf (Germany)	2012-13
Gotha (Germany)	2013-14
Wohnbau (Germany)	2014-16
Bochum (Germany)	2016-17

Mark Jones

Morges (Switzerland)	1999-00
Florida (USBL)	2000
Idaho (CBA)	2000
Bourg-en-Bresse (France)	2000-01
Barangay Ginebra (Philippines)	2001
Chalon (France)	2001-02
Great Lakes (CBA)	2004-05
Orlando Magic (NBA)	2005
BC Kyiv (Ukraine)	2005-06
Colorado (NBA D-League)	2007

C.J. Kelly

Monferrato (Italy)	2023-24
Le Portel (France)	2024-present

Ken Leeks

Racing Avellaneda (Argentina)	1996-97
Red Wolves (Japan)	1997-98
Guiaqueres de Margarita (Venezuela)	1998
Tadamon (Lebanon)	1998-99
Osorno (Chile)	1999-00
Carolina (Puerto Rico)	2000
CAB Madeira (Portugal)	2000-01
Gimnasia Indalo (Argentina)	2001-02
Shakhter Irkutsk (Russia)	2002
Leneros de Los Mina (Dominican)	2002
San Lazaro (Dominican Republic)	2003
CAB Madeira (Portugal)	2003-04
Deportes Castro (Chile)	2004
Rosalía de Castro (Spain)	2004-05
Provincial Osorno (Chile)	2005-07

Dexter Lyons

Almere (Holland)	2004-05
Darussafaka (Turkey)	2005-06
Basket Esch (Luxembourg)	2007
San Lazaro (Dominican Republic)	2007
Illescas (Spain)	2007-08
Alcazar (Spain)	2009-11
St. Vallier (France)	2011
Miyazaki SS (Japan)	2011-12
Takamatsu FA (Japan)	2012-15

Dwight McCombs

West Palm Beach (ABL)	2012-13
London Lightning (Canada)	2013-14
Mississauga Power (Canada)	2013-14
San Isidro (Argentina)	2014-15
Cuxhaven (Germany)	2015-16
Juvenil (Ecuador)	2016
CDE Talca (Chile)	2016-17
Soles de Santo Domingo (Dominican Rep.)	2017
Sol de America Asuncion (Paraguay)	2017

Matt Milon

Starwings (Switzerland)	2020-21
CS Phoenix Galati (Romania)	2021-22
Fribourg Olympic (Sweden)	2022-present

Roberto Morentin

Etosa (Spain)	2004-05
Gijon (Spain)	2005-06
Grupo Capitol (Spain)	2006-07
Leche Rio (Spain)	2007-08
Melilla (Spain)	2009-10
C.B. Murcia (Spain)	2010-11
Menorca (Spain)	2011-12
Caceres (Spain)	2012-13
Ourense (Spain)	2013-14
Bordeaux (France)	2014-15
Dax-Gamarde (France)	2015-17

Calvin Newell

Mornar Bar (Montenegro)	2014
-------------------------	------

Dave Noel

Reno (NBA D-League)	2008-10
Dinamo Tbilisi (Georgia)	2011
Bayeruth (Germany)	2012
Apollon (Cyprus)	2012

Lavell Payne

CSKA (Bulgaria)	2007-08
Pardubice (Czech Republic)	2008-09
Lievin (France)	2009-10
Moutahed (Lebanon)	2010-11
Osaka Evessa (Japan)	2011-12
Moscow (Russia)	2012-13
Reales De La Vega (Dominican)	2013
Cupes de Los Pepines (Dominican Rep.)	2014
Indios de San Francisco (Dominican Rep.)	2015
Centauros de Chihuahua (Mexico)	2016-17
Caneros LR (Dominican Rep.)	2017
Baldwin Braves (Antigua)	2017-18

Josh Peppers

Fukuoka (Japan)	2007-08
Sendai (Japan)	2008-10
Shiga (Japan)	2010-11
Shiga I-Stars (Japan)	2011-12
Iwate Big Bulls (Japan)	2013-14
Fukuoka (Japan)	2012-13, 2014-18
Otsuka Alphas (Japan)	2018-19
Toyama Grouses (Japan)	2019-20
Sendai 89ers (Japan)	2020-2021
Aisin AW Areions Anjo (Japan)	2021

Howard Porter

Brevard (USBL)	2000
----------------	------

Paul Reed

Kolejiler Ankara (Turkey)	2002-03
Bremerhaven (Germany)	2003-04
Czarni Slupsk (Poland)	2004
Orleans (France)	2004-05

Chuck Roberts

Florida (USBL)	2000
Lanus (Argentina)	2001-03

A.J. Rompza

Panteras (Venezuela)	2014
----------------------	------

Victor Saxton

Rome (Ga.) (SEBL)	2001-05
Grafton (Australia)	2002

Tristan Spurlock

Canton Charge (NBA D-League)	2014
Delaware 87ers (NBA D-League)	2015
Alba Fehervard (Hungary)	2015-16
Rayos de Hermosillo (Mexico)	2016-17
Quimsa (Argentina)	2017
Byblos Sporting Club (Lebanon)	2017-18
Gimnasia-Indalo (Argentina)	2018-19
Aguacateros Michoacan (Mexico)	2019-21
Defensor (Uruguay)	2021-22

D'Quarius Stewart

Grand Rapids (CBA)	2000-01
Jugendoo (Germany)	2001-02
Nike Elite Tour (United States)	2002-03
Arena (Jordan)	2003-04
Coras de Tepic (Mexico)	2004
Harlem (ABA)	2004-06
Cimarrones (Mexico)	2006

Ochiel Swaby

Sioux Falls (CBA)	1996-97
Miami (USBL)	1995
Florida (USBL)	1996
Polisportiva Dinamo Sassari (Italy)	1997-98
Idaho (CBA)	1997-98
Nantes Atlantique (France)	1998-99
Trenton (IBL)	1999-00
Atomics Bruxelles (Belgium)	2000-01

Isaiah Sykes

La Fortezzi Recanati (Italy)	2014-15
Maccabi (Israel)	2015-16
Hanau (Germany)	2016-17
Al Kahraba (Iraq)	2017-18
Al Moutahed Tripoli (Lebanon)	2018-19
Windsor Express (Canada)	2020
Al Sulaibikjat (Kuwait)	2021
Leones de Santo Domingo (D.R.)	2021-22

B.J. Taylor

Los Angeles Clippers (NBA)	2019-20
Agua Caliente Clippers (NBA G-League)	2019-20
VFL Sparkassen Stars Bochum (Germany)	2021
Cleveland Charge (NBA G-League)	2021-22
Salt Lake City Stars (NBA G-League)	2021-22

Jermaine Taylor

Houston Rockets (NBA)	2009-10
Sacramento Kings (NBA)	2010-11
Rio Grande Valley (NBA D-League)	2012
Lagun Aro (Spain)	2012
Hapoel Tel-Aviv (Israel)	2013
Shanxi (China)	2013
Maine (NBA D-League)	2013-15
Idaho (NBA D-League)	2015
Canterbury (New Zealand)	2015
Salt Lake City (NBA D-League)	2016-18
Ball Hogs (Big 3)	2018-19

Brad Traina

Tampa Bay (USBL)	1999
Benetton Treviso (Italy)	1999-00
Scavolini Pesaro (Italy)	2000-02
Telekom Baskets Bonn (Germany)	2002-03
Roseto (Italy)	2003-04
Unelco (Spain)	2004-05
Upea Capo (Italy)	2005
Apollon (Greece)	2010

Daiquan Walker

Etha (Cyprus)	2016-17
BK Pardubice (Czech Republic)	2017-18

Anthony Williams

Tromso (Norway)	2006-08
Valdemoro Sligo (Spain)	2008-09
Tromso (Norway)	2009-10

Matt Williams

Miami Heat (NBA)	2017-18
Sioux Falls Skyforce (NBA G-League)	2017-18
KTP Basket (Finland)	2018-19
Kymi (Greece)	2019
Donar (Netherlands)	2019-20
Caribbean Storm (Colombia)	2020
GTK Gliwice (Poland)	2021
Lavro (Greece)	2021-22
Supersónicos de Miranda (Venezuela)	2022

Kenrick Zondervan

ESTIA Egaleo (Greece)	2009-10
Maurienne (France)	2010
St. Chamond (France)	2010-11
Zwolle (Holland)	2011-16



This is UCF

2024-25 UCF Men's Basketball





University of Central Florida

The University of Central Florida (UCF) is a public research, engineering and technology university invested in unleashing the potential within every individual; enriching the human experience through inclusion, discovery and innovation; and propelling broad-based prosperity for the many communities we serve.

Founded in 1963 to provide talent for the U.S. space program, UCF has positively changed the state, nation, world — and outer space. As a metropolitan research university, UCF's world-class faculty bring academic and industry expertise and innovative research to the classroom, educating and inspiring the talent that fuels America's economy and solves the world's greatest challenges.

Located in Orlando -- an engineering, optics, modeling and simulation, digital media, entertainment and hospitality hub of the world, UCF is home to more than 69,000 students. The university offers 240 degree programs at four campuses located close to many of the state's key industries, regional sites throughout Central Florida and across the country with UCF Online.

UCF is committed to fostering academic excellence and industry-leading research, providing a talent pipeline that shapes the future of many industries, including space, optics, modeling and simulation, engineering, computer science, healthcare, hospitality, digital media, fintech, and education.

UCF has been recognized by Aviation Week Network as the nation's leading producer of talent for the aerospace and defense industry for six consecutive years, and 29% of Kennedy Space Center employees are UCF alumni.


Partnerships with leading employers immerse students in industry, giving them robust academic, research and experiential learning opportunities highly desired by employers. Students also benefit from a variety of opportunities to work alongside faculty members to conduct impactful research. In 2022-23, UCF faculty received \$217 million in research funding.

UCF is a national leader in social mobility and promotes inclusive excellence and student success by creating multiple pathways to high-quality degrees, eliminating achievement gaps, and reducing barriers for students of all backgrounds. At UCF, 49% of students are students of color and 28% are Hispanic, and 62% of first-time in college students graduate with no educational debt.

U.S. News & World Report ranks UCF as the No. 14 most innovative university in the country. Washington Monthly ranks UCF as the No. 36 best university in the nation and among the top 20 schools in the nation for social mobility, recognizing UCF's efforts to empower student success through innovative efforts that engage and support student learning, service and research.



Big 12 Conference



BIG 12 CONFERENCE

The Big 12 enters its 29th year as one of the nation’s premier conferences in college athletics under the leadership of Commissioner Brett Yormark. Since joining the Conference in August 2022, Yormark has elevated the Big 12 to new heights, emphasizing marketing, brand building and instilling an innovative strategy that has resonated across the college athletics landscape.

Starting Aug. 2, 2024, the Conference is composed of 16 universities spanning 10 states and four time zones. The Big 12 members include Arizona, Arizona State, Baylor, BYU, UCF, Cincinnati, Colorado, Houston, Iowa State, Kansas, Kansas State, Oklahoma State, TCU, Texas Tech, Utah and West Virginia.

The Big 12 began play in 1996 and is the home of 87 team NCAA national championships, and 764 individual national champions. The Big 12 Conference office is located in Irving, Texas.

Key Highlights

- ♦ The Big 12 sponsors 25 sports across the Fall, Winter and Spring seasons.
- ♦ Men’s sports include baseball, basketball, cross country, football, golf, indoor track & field, outdoor track & field, swimming & diving, tennis and wrestling.
- ♦ Women’s sports include basketball, beach volleyball, cross country, equestrian, golf, gymnastics, indoor track & field, lacrosse, outdoor track & field, rowing, soccer, softball, swimming & diving, tennis and volleyball.
- ♦ The Conference currently conducts postseason championships for 24 of its 25 sports.
- ♦ The league has been home to over 800 Academic All-America recipients.
- ♦ In the last 15 seasons, 36 student-athletes were recipients of the NCAA Elite 90 award.

Big 12 Conference Commissioners

Steve Hatchell	1996-98
Dave Martin (interim)	1998
Kevin Wiberg	1998-07
Dan Beebe	2007-11
Chuck Neinas (interim)	2011-12
Bob Bowlsby	2012-22
Brett Yormark	2022-present





SPACEU

1963

Founded as Florida Technological University, with the mission of providing personnel to support the growing U.S. space program at the **Kennedy Space Center** and **Cape Canaveral Air Force Station**.

29%

of Kennedy Space Center employees are **UCF alumni**.

695

NASA projects with UCF involvement as of Oct. 2022.

18


UCF researchers have **asteroids named after them** in recognition of their work.

8

Experiments sent to space aboard rockets operated by Blue Origin, SpaceX and Virgin Galactic.

28.60

The latitude of Launch Complex 39A, NASA's most historic launch pad which lies 31 miles to the east. It lines up exactly with the **50 yard line of FBC Mortgage Stadium** and intersects **center court of Addition Financial Arena**.





SPACEU

UCF's rich history of space exploration made its way to the hardwood during the 2019-20 season for the first "Space Game" in program history. The Citronauts, or 'Nauts for short, topped Tulsa 83-75 on Feb. 9, 2020, behind Darin Green Jr.'s 26 points. The Space Game made its long-awaited return during the 2022-23 campaign with a fresh set of white uniforms with a new 'Nauts script logo across the chest. The uniforms debuted on Feb. 11, 2023, as the 'Nauts launched a barrage of threes, netting 17 and setting the single-game record for made three-pointers in school history while beating Tulsa 96-52. Itihel Horton was the leading scorer on the evening, sinking 20 points while Darius Johnson recorded a 13-point, 10-assist double-double. The Knights wore the fresh new 'Nauts threads for a second consecutive home game, rocking them against Cincinnati on Feb. 19, 2023. Although they were wearing the 'Nauts uniforms, it was not officially designated as a Space Game. UCF lost to No. 8/6 Iowa State 60-52 in the 2023-24 Space Game.



Taylor Hendricks (2022-23), C.J. Kelly (2022-23) and Darius Johnson (2021-present) pose together at the uniform reveal shoot in the new 'Nauts uniforms. The jerseys featured a new 'Nauts script along with an outline of a rocket launch's trajectory. The numbers featured were a new "SpaceU" font designed for Space Games across all sports. The Citronaut head is featured on the shorts. The uniform is expected to make another appearance during the 2023-24 season.



The script "Nauts" wordmark made its debut on the men's and women's basketball jerseys for the 2022-23 season. The hardwood remains the only place this specific logo has been used.

2-1


IN SPACE GAMES



Brandon Mahan (2019-22) in UCF's first edition of their Space Game uniforms. The jersey had the Citronaut workmark across the chest outlined in "Canaveral Blue" as well as numbers on the front in the same color. The sides featured a constellation pattern inside a sword outline that was found on the team's primary uniforms during that time.



The original Citronaut in mascot form (left) posing with UCF's current mascot, Knightro (right)



The original Citronaut mascot of Florida Technological University. The mascot first appeared on the student handbook ahead of the 1968-69 school year. It was designed to combine the two major themes of Central Florida at the time: the space program and Florida citrus industry, one that produces roughly 100 million boxes of oranges annually. The logo was rebranded in 2018 to include a new "Canaveral Blue" color as well as a new wordmark.



Johnson scored 13 points and recorded 10 assists during the 2022-23 Space Game, helping UCF to a massive win over Tulsa.



Spirit Splash



Spirit Splash is one of the most popular events on campus and has been voted one of the best college traditions in the nation. Part of Homecoming Week, this wet and wild pep rally invites Knights to charge into the Reflecting Pond and catch collectible rubber ducks and commemorative T-shirts. Other events during the weeklong celebration include Movie Knight, Comedy Knight, Knights Got Talent, Concert Knight, Culture Knight and so much more.

The event itself is a sight to behold, as thousands of students gather around the edge of the Reflecting Pond and await the countdown that sends them all rushing into the pond. The event began in 1995 and has been popular ever since. Each student's goal at Spirit Splash is to catch a rubber duck. These aren't just any rubber ducks though as each year, a new, unique version is created. The ducks are hurled into the pond by student-athletes from the football, basketball and cheer teams as well as other big names on campus such as director of athletics Terry Mohajir and President Alex Cartwright.



Director of Athletics Terry Mohajir joined the student body in charging into the Reflecting Pond for his first Spirit Splash at UCF in an outfit completed by a pair of duck-covered swim trunks. He went a bit more formal for his second year at the event, joining UCF's student-athletes on stage to throw out ducks.



Students gathering around the Reflecting Pond before charging in



Head coach Johnny Dawkins makes an appearance at Spirit Splash each year



Former NFL quarterback and current ESPN analyst Robert Griffin III was on the call for UCF football's 2022 homecoming game and partook in Spirit Splash, getting himself a duck.