

KNIGHTSTM

WOMEN'S BASKETBALL



2024-25

MEDIA GUIDE



2024-25 UCF Women's Basketball Media

Table of Contents	2	Coaching History	42
Quick Facts and Media Services	3	All-Time Roster	43-44
2024-25 Roster	4	Conference Awards and Honors.....	45
2024-25 Schedule.....	5	Year-By-Year Season Leaders.....	46-47
2024-25 Opponents	6	1,000-Point Scorers.....	48
Coaching Bios.....	7-14	Individual Single-Game Records	49
• <i>Head Coach Sytia Messer</i>	7-8	Individual Single-Season Records.....	50
• <i>Assistant Coach Mike Carey</i>	9	Individual Career Records.....	51
• <i>Assistant Coach Rekha Patterson</i>	10	Team Records	52
• <i>Assistant Coach Tasha Taylor</i>	11	Year-by-Year Results.....	53-60
• <i>Asst. Coach/ Dir. of Player Dev. Walter Pitts</i> ..	12	All-Time vs. Opponents.....	61
• <i>Director of Operations Erin Horne</i>	13	Addition Financial Arena.....	62
• <i>Director of Video Josh Shen</i>	14	UCF Facilities	63-64
Support Staff.....	15	UCF	65
Player Bios	18-30	President Alexander N. Cartwright	66
2023-24 Stats/Box Scores	31-40	Athletic Director Terry Mohajir	67-68
Postseason History.....	41	Big 12 Conference	69



QUICK FACTS AND MEDIA SERVICES

UCF INFORMATION

Location.....	Orlando, Florida
Founded.....	1963
Enrollment.....	68,442
Nickname.....	Knights
Colors.....	Black and Gold
Conference.....	Big 12
President.....	Alexander N. Cartwright
Director of Athletics/Vice President.....	Terry Mohajir
Athletics Phone.....	(407) 823-2261
Ticket Office Phone.....	(407) 823-1000

COACHING STAFF

Head Coach.....	Sytia Messer
Alma Mater.....	Arkansas, 2000
Career Record.....	80-73 (5 years)
UCF Record.....	26-32 (3rd Season)
Assistant Coach.....	Mike Carey
Alma Mater.....	Salem, 1980
Assistant Coach.....	Rekha Patterson
Alma Mater.....	North Carolina A&T, 2001
Assistant Coach.....	Walter Pitts
Alma Mater.....	Alabama, 2008
Director of Operations.....	Erin Horne
Alma Mater.....	Converse, 2017
Basketball Office Phone.....	(407) 823-5807

TEAM INFORMATION

2023-24 Record.....	12-17
Big 12 Conference Record.....	3-15
Big 12 Finish.....	14th
Big 12 Championship Finish.....	13th
Home Record.....	8-8
Home Big 12 Record.....	2-7
Road Record.....	1-8
Road Big 12 Record.....	1-8
Neutral Record.....	3-1
Postseason.....	n/a
Starters Returning/Lost.....	2/3
Players Returning/Lost.....	4/9
Newcomers.....	9

STARTERS RETURNING

G: Kaitlin Peterson (29 starts, 20.7 ppg, 37.6 mpg)
C: Khyala Ngodu (15 starts, 6.1 ppg, 19.5 mpg)

ADDITION FINANCIAL ARENA

Capacity.....	10,000
Year Opened.....	2007
Press Row Phone.....	Contact Jenna Osborn

BASKETBALL HISTORY

First Year of Basketball.....	1977-78
First Year at Division I Level.....	1984-85
First Year in The American.....	2013-14
First Year in Big 12.....	2023-24
All-Time Record.....	682-680
NCAA Championship Appearances/Last.....	Seven/2022
WNIT Appearances/Last.....	Two/2018

STRATEGIC COMMUNICATIONS

Assistant Director/WBB Contact.....	Jenna VanHoose
Phone.....	(937)844-9473
Email.....	jvanhooose@athletics.ucf.edu
Address.....	4192 North Orion Blvd. Orlando, FL 32816
Website.....	UCFKnights.com
Twitter.....	@UCF_WBB
Facebook.....	UCF Women's Basketball
Instagram.....	ucf.wbb

INTERVIEW POLICIES

Interviews with UCF student-athletes and coaches must be arranged through Jenna Osborn in the UCF Strategic Communications office.

Please do not attempt to contact players, coaches or other team personnel directly by any means of communication, including personal phone numbers, email addresses and social media accounts.

PRACTICES

UCF women's basketball practices during the regular season are closed.

WEEKLY AVAILABILITY

UCF head coach Sytia Messer and select student-athletes will be available upon request after practice during the week.

POSTGAME AVAILABILITY

Postgame press conferences with UCF head coach Sytia Messer and selected student-athletes will take place in the postgame interview room following each game.

UCF's locker room is closed to the media.

CREDENTIAL POLICY

All basketball credentials are revocable licenses for admission. UCF Athletics reserves the right to refuse, revoke or terminate this license at any time.

UCF Athletics specifically reserves the right to alter, amend, revise or in any way change the terms of the license without advance notice to the holder, and such changes may not be reflected on the credential.

GAME CREDENTIAL REQUESTS

Credentials and access at all UCF home basketball games during the 2024-25 season will be granted on a game-by-game basis and will need to be requested 48 hour prior to each game. All requests for women's basketball games can be made by emailing Jenna Osborn (jvanhooose@athletics.ucf.edu).

Credentials can be revoked at any time if there is evidence of noncompliance before, during or after each game.

GAMEDAY PARKING

Media members covering UCF basketball park in Garage F, located directly north of Addition Financial Arena, between the arena and John Euliano Park. Upon approval of credential requests, a parking pass will be emailed.

GAMEDAY LIVE STATS

Live in-game statistics will be provided for the media at ucf.statbroadcast.com.

TICKET INFORMATION

Tickets for all UCF home games may be purchased through the UCF ticket sales office by calling (407) UCF-1000.

UCF ON THE AIR

Each of the UCF women's basketball home games will air on the ESPN family of networks. All of UCF's non-conference home games, and a majority of the Knights' conference matchups will stream on Big 12 Now on ESPN+.

UCF's ESPN+ broadcast will feature a familiar voice for Knights fans. Now entering his 23rd season, Scott Adams has been a part of the UCF Athletics broadcast family since 2002. Having served as both studio and scoreboard host for UCF football, Adams has also been behind the mic and camera for UCF men's basketball, UCF men's and women's soccer, as well as Knights baseball and softball.

Aside from his UCF broadcasting duties, Adams is also a freelance commercial actor, host, spokesperson and model in the Central Florida Area. A longtime Orlando resident and proud UCF alum, Adams is a regular contributor for "The Beat of Sports" radio show on the flagship station of the Knights FM 96.9 "The Game."

CREDITS

The 2024-25 UCF Women's Basketball Media Guide was designed and edited by UCF Athletics. Editorial assistance was provided by Jenna Osborn and Justin Wilson. All images included in the media guide were provided by Ben Solomon, American Athletic Conference, Brendan Maloney, Brad Helton, Kevin Macia, Conor Kvatek and UCF Athletics.

BIG 12 CONFERENCE

• The University of Central Florida accepted an invitation to join the Big 12 Conference, as announced by Big 12 commissioner Bob Bowlsby, UCF director of athletics Terry Mohajir, and UCF President Alex Cartwright on Friday, Sept. 10, 2021.

• The Knights athletics program has now moved from Division III, Division II, the FCS level, the FBS level that included time in the Mid Atlantic Conference, Conference USA, the American Athletic Conference, and now to the Big 12 Conference.

• *Mohajir: "This is a landmark day for anyone ever associated with UCF or UCF Athletics. As we anticipate a future move to the Big 12 Conference, we first owe a vote of thanks to all those at UCF who have gone before us. There's a long list of student-athletes, coaches, athletics directors, university presidents and support staff, fans and donors and, of course, our student body, plus so many others whose hard work and successes have helped pave the way for today's announcement. The bases were already loaded, and I feel very blessed and honored to get to step up to the plate on behalf of UCF."*

UCF, Not Central Florida

Please refer to the University of Central Florida as UCF in all references. Derivatives such as Central Florida, C. Florida, Cent. Florida and C. Fla., should not be used.

Also, please note that UCF's teams stopped being referred to as the Golden Knights in 2007. Instead, they are simply called the Knights.





2024-25 ROSTER

NUMERICAL ROSTER

No.	Name	Pos.	Ht.	Cl.	Hometown/High School (Previous School)
3	Kaitlin Peterson	G	5-9	Sr.	Eufaula, Ala./Eufaula HS (Indiana)
4	Lucie Castagne	G	5-6	Gr.	Paris, France/Putnam Science (Bryant)
8	Nevaeh Brown	G	5-9	Gr.	Charlotte, NC./Mallard Creek HS (ETSU)
11	Achol Akot	F	6-1	So.	Ottawa, Ontario/Capital Courts Academy
12	Emely Rodriguez	G/F	6-0	Fr.	La Romana, Dominican Republic/Central Pointe Academy
13	Summer Yancy	G/F	5-11	Fr.	Kansas City, Mo./Raytown HS
15	Taylor Gibson	F	6-2	Sr.	Upper Marlboro, Md./Bishop McNamara HS (Michigan)
21	Hannah Gusters	C	6-5	Gr.	Dallas, Texas/MacArthur HS (Oklahoma State)
22	Adeang Ring	F	6-5	Fr.	Phoenix, Ariz./Bella Vista College Prep
23	Arek Angui	C	6-8	Fr.	Decatur, Ga./Greenforest HS
24	Ally Stedman	G	5-9	Sr.	Phoenix, Ariz./Pinnacle HS (Miami)
33	Mahogany Chandler-Roberts	F	6-2	Fr.	Portland, Oreg./Benson Tech HS
35	Khyala Ngodu	C	6-3	So.	Fort Lauderdale, Fla./Dillard HS

ALPHABETICAL ROSTER

No.	Name	Pos.	Ht.	Cl.	Hometown/High School (Previous School)
11	Achol Akot	F	6-1	So.	Ottawa, Ontario/Capital Courts Academy
23	Arek Angui	C	6-8	Fr.	Juba, South Sudan/Greenforest HS
8	Nevaeh Brown	G	5-9	Gr.	Charlotte, NC./Mallard Creek HS (ETSU)
4	Lucie Castagne	G	5-6	Gr.	Paris, France/Putnam Science (Bryant)
33	Mahogany Chandler-Roberts	F	6-2	Fr.	Portland, Ore./Benson Tech HS
15	Taylor Gibson	F	6-2	Sr.	Upper Marlboro, Md./Bishop McNamara HS (Michigan)
21	Hannah Gusters	C	6-5	Gr.	Dallas, Texas/MacArthur HS (Oklahoma State)
35	Khyala Ngodu	C	6-3	So.	Fort Lauderdale, Fla./Dillard HS
3	Kaitlin Peterson	G	5-9	Sr.	Eufaula, Ala./Eufaula HS (Indiana)
22	Adeang Ring	F	6-5	Fr.	Sydney, Australia/Bella Vista College Prep
12	Emely Rodriguez	G/F	6-0	Fr.	La Romana, Dominican Republic/Central Pointe Academy
24	Ally Stedman	G	5-9	Sr.	Phoenix, Ariz./Pinnacle HS (Miami)
13	Summer Yancy	G/F	5-11	Fr.	Kansas City, Mo./Raytown HS

Head Coach: Sytia Messer (third season)

Assistant Coach: Mike Carey (second season)

Assistant Coach: Rekha Patterson (first season)

Assistant Coach / Director of Player Development: Walter Pitts (second season)

Director of Operations: Erin Horne (second season)

Video Coordinator: Reagan McCue (first season)

Executive Assistant: Michelle McLeod (first season)

ROSTER BREAKDOWN

BY STATE/COUNTRY	Maryland	BY ELIGIBILITY
<u>Alabama</u>	Taylor Gibson	<u>Graduate Student</u>
Kaitlin Peterson		Nevaeh Brown
	<u>Missouri</u>	Lucie Castagne
<u>Arizona</u>	Summer Yancy	Hannah Gusters
Ally Stedman		<u>Senior</u>
	<u>North Carolina</u>	Taylor Gibson
<u>Australia</u>	Nevaeh Brown	Kaitlin Peterson
Adeang Ring		Ally Stedman
	<u>Oregon</u>	
<u>Canada</u>	Mahogany Chandler-Roberts	<u>Sophomore</u>
Achol Akot		Achol Akot
		Khyala Ngodu
<u>Dominican Republic</u>	<u>South Sudan</u>	<u>Freshman</u>
Emely Rodriguez	Arek Angui	Arek Angui
		Mahogany Chandler-Roberts
<u>Florida</u>	<u>Texas</u>	Adeang Ring
Khyala Ngodu	Hannah Gusters	Emely Rodriguez
		Summer Yancy
<u>France</u>		
Lucie Castagne		

PRONUNCIATION GUIDE

Achol Akot.....	A-chol Ah-cot
Arek Angui.....	A-wreck An-gui
Khyala Ngodu.....	Kai-alah Nuh-go-doo

Coaches:	
Sytia Messer	sit-TEE-uh



2024-25 SCHEDULE

<i>Date</i>	<i>Opponent</i>	<i>Site</i>	<i>Time</i>
Nov. 5 (Tues.)	Iona	Addition Financial Arena	7 p.m.
Nov. 7 (Thur.)	Marquette	Addition Financial Arena	7 p.m.
Nov. 16 (Sat.)	Stetson	Addition Financial Arena	4 p.m.
Nov. 19 (Tues.)	North Florida	Addition Financial Arena	11 a.m.
Nov. 22 (Fri.)	SIU Edwardsville	Addition Financial Arena	7 p.m.
Nov. 24 (Sun.)	Florida A&M	Addition Financial Arena	1 p.m.
Nov. 27 (Wed.)	at UNLV	Las Vegas, Nev.	3 p.m.
Nov. 29 (Fri.)	vs. Montana St.	Las Vegas, Nev.	3 p.m.
Dec. 7 (Sat.)	at Texas Southern	Houston, Texas	3 p.m.
Dec. 17 (Tues.)	High Point	Addition Financial Arena	7 p.m.
Dec. 21 (Sat.)	TCU*	Addition Financial Arena	2 p.m.
Jan. 1 (Wed.)	at West Virginia*	Morgantown, W. Va.	2 p.m.
Jan. 4 (Sat.)	Arizona*	Addition Financial Arena	2 p.m.
Jan. 8 (Wed.)	at Colorado*	Boulder, Colo.	9 p.m.
Jan. 11 (Sat.)	Cincinnati*	Addition Financial Arena	2 p.m.
Jan. 14 (Tues.)	at TCU*	Fort Worth, Texas	7:30 p.m.
Jan. 18 (Sat.)	Oklahoma State*	Addition Financial Arena	4 p.m.
Jan. 25 (Sat.)	at Iowa State*	Ames, Iowa	5 p.m.
Jan. 29 (Wed.)	Baylor*	Addition Financial Arena	7 p.m.
Feb. 1 (Sat.)	Houston*	Addition Financial Arena	12 p.m.
Feb. 5 (Wed.)	at BYU*	Provo, Utah	9 p.m.
Feb. 8 (Sat.)	at Utah*	Salt Lake City, Utah	3:30 p.m.
Feb. 12 (Wed.)	Arizona State*	Addition Financial Arena	7 p.m.
Feb. 15 (Sat.)	at Kansas State*	Manhattan, Kansas	5 p.m.
Feb. 18 (Tues.)	at Kansas*	Lawrence, Kansas	7:30 p.m.
Feb. 22 (Sat.)	Texas Tech*	Addition Financial Arena	2 p.m.
Feb. 25 (Tues.)	Iowa State	Addition Financial Arena	7 p.m.
March 2 (Sun.)	at Houston*	Houston, Texas	3 p.m.

Phillips 66 Big 12 Women's Basketball Championship

March 5-10 T-Mobile Center Kansas City, Mo.

* Big 12 Conference games

^ Discover Puerto Rico Classic

All times Eastern

Dates and times subject to change

Home games in bold



2024-25 OPPONENTS



Iona
Nov. 5

School Location New Rochelle, N.Y.
Head Coach Angelika Szumilo
Seasons at Iona (Rec.) 1 (11-19)
'23-'24 Record 11-19
'23-'24 Postseason n/a
Series with UCF Tied 2-2
Last Meeting UCF, 75-67 (12/14/14)



North Florida
Nov. 19

School Location Jacksonville, Fla.
Head Coach Erika Lambert
Seasons at UNF (Rec.) 1 (9-21)
'23-'24 Record 9-21
'23-'24 Postseason n/a
Series with UCF Knights lead 4-0
Last Meeting UCF, 60-56 (12/2/14)



UNLV
Nov. 27

School Location Las Vegas, Nevada
Head Coach Lindy La Rocque
Seasons at UNLV (Rec.) 4 (102-22)
'23-'24 Record 30-3
'23-'24 Postseason NCAA First Round
Series with UCF UNLV leads 1-0
Last Meeting UNLV, 60-58 (11/19/04)



High Point
Dec. 17

School Location High Point, N.C.
Head Coach Chelsea Banbury
Seasons at HPU (Rec.) 5 (92-61)
'23-'24 Record 20-12
'23-'24 Postseason WBIT
Series with UCF Knights lead 1-0
Last Meeting UCF, 73-64 (12/4/98)



Arizona
Jan. 4

School Location Tucson, Ariz.
Head Coach Adia Barnes
Seasons at Arizona (Rec.) 8 (150-100)
'23-'24 Record 18-16
'23-'24 Postseason NCAA second round
Series with UCF First meeting
Last Meeting n/a



Oklahoma State
Jan. 18

School Location Stillwater, Okla.
Head Coach Jackie Hoyt
Seasons at OSU (Rec.) 2 (35-28)
'23-'24 Record 14-16, 7-11 Big 12
'23-'24 Postseason n/a
Series with UCF OSU leads 3-0
Last Meeting OSU, 67-54 (2/21/24)



Houston
Feb. 1 and March 2

School Location Houston, Texas
Head Coach Ronald Hughey
Seasons at BYU (Rec.) 10 (135-170)
'23-'24 Record 14-16, 5-13 Big 12
'23-'24 Postseason n/a
Series with UCF Knights lead 22-8
Last Meeting Houston, 68-67 (3/2/24)



Arizona State
Feb. 12

School Location Tempe, Ariz.
Head Coach Natasha Adair
Seasons at ASU (Rec.) 2 (19-40)
'23-'24 Record 11-20
'23-'24 Postseason n/a
Series with UCF ASU leads 1-0
Last Meeting ASU, 60-45 (3/22/19)



Texas Tech
Feb. 22

School Location Lubbock, Texas
Head Coach Krista Gerlich
Seasons at TTU (Rec.) 4 (58-65)
'23-'24 Record 17-16, 5-13 Big 12
'23-'24 Postseason NCAA Sweet 16
Series with UCF Texas Tech leads 2-1
Last Meeting UCF, 69-64 (2/10/24)



Marquette
Nov. 7

School Location Milwaukee, Wis.
Head Coach Cara Consuegra
Seasons at ULM (Rec.) 1 (0-0)
'23-'24 Record 23-9
'23-'24 Postseason NCAA
Series with UCF Knights lead 1-0
Last Meeting UCF, 77-75 (12/30/87)



Southern Illinois-Edwardsville
Nov. 22

School Location Edwardsville, Ill.
Head Coach Samantha Quigley Smith
Seasons at SIUE (Rec.) 3 (27-66)
'23-'24 Record 5-26
'23-'24 Postseason n/a
Series with UCF First meeting
Last Meeting n/a



Montana State
Nov. 29

School Location Bozeman, Mont.
Head Coach Tricia Binford
Seasons at Montana State (Rec.) 19 (329-249)
'23-'24 Record 17-16
'23-'24 Postseason n/a
Series with UCF First meeting
Last Meeting n/a



TCU
Dec. 21 and Jan. 14

School Location Fort Worth, Texas
Head Coach Mark Campbell
Seasons at TCU (Rec.) 2 (60-36)
'23-'24 Record 21-12
'23-'24 Postseason n/a
Series with UCF Horned Frogs lead 4-0
Last Meeting TCU, 66-60 (1/23/24)



Colorado
Jan. 8

School Location Boulder, Colo.
Head Coach JR Payne
Seasons at Colorado (Rec.) 8 (143-103)
'23-'24 Record 24-10
'23-'24 Postseason NCAA Sweet 16
Series with UCF Colorado leads 1-0
Last Meeting Colorado, 86-59 (11/16/08)



Iowa State
Jan. 25 and Feb. 25

School Location Ames, Iowa
Head Coach Bill Fennelly
Seasons at BYU (Rec.) 29 (611-313)
'23-'24 Record 21-12, 12-6 Big 12
'23-'24 Postseason NCAA Second Round
Series with UCF Knights lead 1-0
Last Meeting UCF, 71-66 (2/3/24)



BYU
Feb. 5

School Location Provo, Utah
Head Coach Amber Whiting
Seasons at BYU (Rec.) 2 (32-34)
'23-'24 Record 16-17, 6-12 Big 12
'23-'24 Postseason WBIT
Series with UCF BYU leads 1-0
Last Meeting BYU, 64-60 (2/13/24)



Kansas State
Feb. 15

School Location Manhattan, Kan.
Head Coach Jeff Mittie
Seasons at KSU (Rec.) 10 (190-135)
'23-'24 Record 26-8, 13-5 Big 12
'23-'24 Postseason NCAA Second Round
Series with UCF KSU leads 2-0
Last Meeting KSU, 60-58 (2/17/24)



Big 12 Championship
March 5-10

Venue T-Mobile Center
Location Kansas City, Mo.



Stetson
Nov. 16

School Location Deland, Fla.
Head Coach Lynn Bria
Seasons at Stetson (Rec.) 16 (282-225)
'23-'24 Record 17-15
'23-'24 Postseason WNIT
Series with UCF Knights lead 36-28
Last Meeting UCF, 66-40 (11/27/19)



Florida A&M
Nov. 24

School Location Tallahassee, Fla.
Head Coach Bridgette Gordon
Seasons at FAMU (Rec.) 1 (9-21)
'23-'24 Record 9-21
'23-'24 Postseason n/a
Series with UCF FAMU leads 15-10
Last Meeting UCF, 93-55 (11/20/15)



Texas Southern
Dec. 7

School Location Houston, Texas
Head Coach Vernette Skeete
Seasons at Texas Southern (Rec.) 2 (9-49)
'23-'24 Record 7-22
'23-'24 Postseason n/a
Series with UCF Knights lead 1-0
Last Meeting UCF, 92-67 (12/29/22)



West Virginia
Jan. 1

School Location Morgantown, W.V.
Head Coach Mark Kellogg
Seasons at WVU (Rec.) 1 (25-8)
'23-'24 Record 25-8, 12-6 Big 12
'23-'24 Postseason NCAA Second Round
Series with UCF West Virginia leads 3-0
Last Meeting West Virginia, 84-43 (1/30/24)



Cincinnati
Jan. 11

School Location Cincinnati, Ohio
Head Coach Katrina Merrivether
Seasons at Kansas (Rec.) 1 (14-18)
'23-'24 Record 14-18, 5-13 Big 12
'23-'24 Postseason WNIT
Series with UCF Tied 13-13
Last Meeting Cincinnati, 67-62 (3/7/24)



Baylor
Jan. 29

School Location Waco, Texas
Head Coach Nicki Collen
Seasons at Baylor (Rec.) 3 (74-28)
'23-'24 Record 26-8, 12-6 Big 12
'23-'24 Postseason NCAA Second Round
Series with UCF Baylor leads 4-0
Last Meeting Baylor, 77-74 (1/20/24)



Utah
Feb. 8

School Location Salt Lake City, Utah
Head Coach Lynne Roberts
Seasons at Utah (Rec.) 9 (162-115)
'23-'24 Record 23-11
'23-'24 Postseason NCAA second round
Series with UCF First meeting
Last Meeting n/a



Kansas
Feb. 18

School Location Lawrence, Kan.
Head Coach Brandon Schneider
Seasons at Kansas (Rec.) 9 (127-149)
'23-'24 Record 20-13, 11-7 Big 12
'23-'24 Postseason NCAA Second Round
Series with UCF Tied 1-1
Last Meeting Kansas, 65-53 (2/28/24)

SYTIA MESSER



Head Coach
Third Season at UCF

UCF women's basketball coach Sytia (sit-TEE-uh) Messer enters her third season as head coach for the Knights following a record breaking 8-0 start during the 2023-24 season. In her first season at the helm, Messer led UCF to its second-best start, 6-0, since the record 7-0 start during the 1984-85 season.

Messer a 24-year coaching veteran who won a national title and made five other NCAA Elite Eight and 11 overall NCAA Championship appearances as an assistant coach, was named the 13th head women's basketball coach in UCF history on April 3, 2022.

As a head coach, Messer helped lead the Knights in their inaugural season in the Big 12 conference and landed an All-Big 12 Second Team pick with Big 12 leading scorer, Kaitlin Peterson.

Messer came to UCF after serving as associate head coach at LSU for the 2021-22 season under 2022 Associated Press National Coach of the Year and Naismith Memorial Basketball Hall of Famer Kim Mulkey. The Tigers that year finished 26-6 overall and 13-3 in SEC along with ranked ninth in the final AP poll.

As an assistant coach on Mulkey's staff at Baylor from 2013-14 through 2020-21, Messer helped lead the Bears to a combined record of 260-23 (.918) in eight seasons, winning eight Big 12 Conference regular-season championships, six conference tournament titles, an NCAA title in 2019 and making six NCAA Elite Eight appearances.

With Messer's help, Baylor won 32 or more games in each of her first six seasons with the Bears—the last of those a 37-1 record in the 2019 NCAA title campaign. In those six years Baylor finished sixth or higher in the final AP poll every season—including first in 2019 and second in 2018. Messer's eight seasons at Baylor included 23 NCAA Championship victories and at least a tie for the Big 12 regular-season title every year.

During her time at Baylor, Messer oversaw scouting and recruiting, helping the Lady Bears sign the nation's top recruiting class in both 2016 and 2018 as well as the second-ranked class in 2015. She helped recruit 15 top 50 players and 14 McDonald's All-Americans. The Lady Bears had nine players selected in the WNBA Draft during that span, including Odyssey Sims, the second overall pick in 2014, and Alexis Jones, the 12th overall selection in 2017.

In addition, Messer recruited Kalani Brown, a first-round (seventh overall) draft pick of the Los Angeles Sparks in 2019, and Lauren Cox, the nation's top-rated recruit out of Flower Mound High School in Texas and the third overall draft pick by the Indiana Fever in the 2020 WNBA Draft. She also helped develop Didi Richards, the 2020 Naismith Defensive Player of the Year at Baylor, as well as 2022 first-team All-SEC honoree Khayla Pointer at LSU.

In eight years at Baylor, Messer coached Sims (the 2014 Big 12 Player of the Year) and had seven guards named first-team All-Big 12 Conference. She also recruited and signed 2021 Wade Trophy winner and Big 12 Player of the Year NaLyssa Smith. Baylor in Messer's tenure there produced eight selections on one of the three Associated Press All-America teams—including first-team picks Sims (2014), Nina Davis (2014), Cox (2020) and Smith (2021). Smith claimed first-team honors again in 2022.

After joining the Baylor staff in 2013, Messer's teams over the next nine years produced 73 All-Big 12 selections, 20 All-America honorees, five Big 12 Players of the Year, 26 Academic All-Big 12 selections and two All-SEC performers.

A head coach for three seasons at Tennessee Tech from 2009-10 to 2011-12, Messer led the Golden Eagles to the 2011 Ohio Valley Conference regular-season championship, two postseason appearances (WNIT in 2011, WBI in 2012), back-to-back appearances in the OVC tournament title game--and she was named the 2011 OVC Coach of the Year. Her three-year mark of 54-41 (.568) featured a 23-8 record in 2010-11, a three-year 34-18 OVC mark and 30-12 home record.

Messer got her start in coaching as an assistant coach for two years at Arkansas State in 2000-01 and 2001-02. Other coaching stops for Messer include assistant coaching positions at Memphis (2002-03 and 2003-04) and Georgia Tech twice (2004-05 through 2008-09; 2012-13).

In her second season at Memphis, Messer helped the Tigers to a 21-10 mark and a second-round WNIT appearance. She played a key role on Georgia Tech teams that three straight years won at least 21 games and advanced to NCAA Championships in 2007-08-09.

The Waldo, Arkansas, native was a standout women's basketball student-athlete at Arkansas, where she helped the Razorbacks reach the NCAA Final Four for the first time in school history in 1998.

Messer finished her 1995-99 career with the Razorbacks ranked in the school's top 10 for points (1,379) and rebounds (603). She was a two-time captain for Arkansas as a junior and senior and was named to the SEC All-Freshman team in 1996. Messer's top individual season came when she averaged 12.6 points per game in 1997-98.

She was named the 1998 NCAA Championship West Regional MVP after helping Arkansas to a berth in the Final Four—thanks to regional wins over Kansas (led by Messer's 24 points) and Duke. Arkansas, seeded ninth in the NCAA bracket that year, became the first unranked team in the modern era to advance to the Final Four.

Messer also helped Arkansas to the 1999 WNIT championship. She's a member of the Razorbacks Hall of Honor (inducted in 2018) and was part of the 2012 Class of SEC greats.

Messer played in the summer prior to graduation for the collegiate squad of Athletes in Action. She also played for the post-collegian Athletes in Action touring team.

She is a 2000 graduate of Arkansas, with a Bachelor of Science degree in kinesiology.

She has been an honorary chair of Habitat for Humanity--and she also was a 2012 graduate of the Center for Coaching Excellence.



THE SYTIA MESSER FILE



PERSONAL

Name: Sytia Messer

Overall Record: 68-56 (.548; 4 seasons)

EDUCATION

Arkansas, 2000

B.S. in kinesiology

2012 graduate of the Center for Coaching Excellence

Coaching Year by Year

2000-01	Arkansas State	Assistant Coach
2001-02	Arkansas State	Assistant Coach
2002-03	Memphis	Assistant Coach
2003-04	Memphis	Assistant Coach (21-10, 9-5 Conference USA, WNIT Second Round)
2004-05	Georgia Tech	Assistant Coach/Recruiting Coordinator
2005-06	Georgia Tech	Assistant Coach/Recruiting Coordinator
2006-07	Georgia Tech	Assistant Coach/Rec. Coord. (21-12, 9-5 ACC, NCAA Second Round)
2007-08	Georgia Tech	Assistant /Rec. Coord. (22-10, 7-7 ACC, NCAA First Round)
2008-09	Georgia Tech	Assoc. HC /Rec. Coord. (22-10, 8-6 ACC, NCAA Second Round)
2009-10	Tennessee Tech	Head Coach
2010-11	Tennessee Tech	Head Coach (23-8, 15-3 Ohio Valley Conference@, WNIT First Round)
2011-12	Tennessee Tech	Head Coach (17-17, 11-5 Ohio Valley Conference, WBI First Round)
2012-13	Georgia Tech	Associate Head Coach
2013-14	Baylor	Assistant Coach (32-5, 16-2 Big 12*, NCAA Elite Eight, #6 AP)
2014-15	Baylor	Assistant Coach (33-4, 16-2 Big 12*, NCAA Elite Eight, #5 AP)
2015-16	Baylor	Assistant Coach (36-2, 17-1 Big 12*, NCAA Elite Eight, #4 AP)
2016-17	Baylor	Assistant Coach (33-4, 17-1 Big 12, NCAA Elite Eight, #6 AP)
2017-18	Baylor	Assistant Coach (33-2, 18-0 Big 12*, NCAA Sweet 16, #2 AP)
2018-19	Baylor	Assistant Coach (37-1, 18-0 Big 12*, NCAA Champion, #1 AP)
2019-20\$	Baylor	Assistant Coach (28-2, 17-1 Big 12, #3 AP)
2020-21	Baylor	Assistant Coach (28-3, 17-1 Big 12*, NCAA Elite Eight, #5 AP)
2021-22	LSU	Associate Head Coach (26-6, 13-3 SEC, NCAA Second Round, #9 AP)
2022-23	UCF	Head Coach (14-15, 4-11 AAC)
2023-24	UCF	Head Coach (12-17, 3-15 Big 12)
2024-present	UCF	Head Coach

* -- Big 12 Conference Tournament champion

@ -- Ohio Valley Conference regular-season champion

\$ -- Big 12 Tournament and NCAA Championship cancelled due to COVID-19 pandemic





MIKE CAREY

Mike Carey, a 34-year collegiate coaching veteran with Big 12 Conference experience, enters his second season with the Knights in 2024-25.

Carey made the move to Orlando after spending the past 22 years in West Virginia. He joins UCF following a 21-year stint as head women's basketball coach at West Virginia, ending with a record of 447-239 (.652).

As head coach of the Mountaineers, Carey led the team to 11 NCAA Championship appearances, five WNIT appearances, a Big 12 regular-season title (2014) and a Big 12 Tournament Championship (2017).

Throughout his tenure at West Virginia, the three-time conference coach of the year held the highest winning percentage in program history and reached 200 wins the fastest, doing so in his 10th season. For his career, Carey boasts a 735-341 (.683) record in 34 years of coaching.

Along with sending 10 players to the WNBA, Carey has coached 74 all-conference honorees and his teams have been ranked among the top 25, 131 weeks during his tenure. Additionally, his teams have defeated 45 ranked opponents, seven of those ranked in the top 10.

During the 2020-21 season, Carey was named a semifinalist for the Naismith Women's College Coach of the Year and was named a member of the 2021 Women's Basketball Coaches Association (WBCA) Victory Club.

Prior to West Virginia, Carey served as the head men's basketball coach at Salem College (Div. II) in Salem, West Virginia. Before he took the reins of the program, the Tigers posted an 8-19 mark in the 1987-88 season. The program suffered just one losing campaign during his regime.

In 13 seasons, Carey's Salem teams made seven postseason appearances (two NAIA and five NCAA Division II) and won five West Virginia Intercollegiate Athletic Conference (WVIAC) championships (1993, 1994, 1997, 1998, 1999).

Three times the WVIAC tournament champion, the Tigers were twice participants in the Division II Elite Eight, ranked No. 1 in the country during two seasons and played in the Division II Final Four in 1997. A four-time WVIAC Coach of the Year (1994, 1997-99), Carey twice was named NCAA Division II East Region Coach of the Year (1997, 1999). In his last season before arriving in Morgantown, Carey's Tigers were 26-7, ranked as high as No. 4 nationally and advanced to the NCAA East Region finals. Carey's career record at Salem was 288-102 and his record during the last five years of his tenure was 138-20. He also served as director of athletics at Salem from 1989 to 2000.

Before going to Salem as an assistant coach in 1987, Carey coached for seven years in the West Virginia high school ranks, serving as girls' basketball coach at Flemington and Clarksburg Liberty High Schools. In 1986, he was Harrison County and Big 10 Coach of the Year, as Liberty advanced to the regional finals. As boys' coach in 1987, he led Liberty to conference, county and sectional titles.

Carey was a four-year basketball letterman at Salem, earning WVIAC Freshman of the Year (1977), WVIAC scoring champion (1978) and Salem MVP and WVIAC all-tournament team (1979) honors while scoring more than 2,000 career points. He was a 1993 inductee into the Salem Athletic Hall of Fame. Carey's No. 32 jersey was retired at Liberty High School in Clarksburg, West Virginia, on February 19, 2016.

A native of Clarksburg, West Virginia, Carey is a 1980 Salem graduate with a bachelor's degree in physics.



Assistant Coach

Second Season at UCF

Hometown

Clarksburg, W. Va.

College

Salem, 1980

Coaching Career

2023-present

Assistant Coach,
UCF

2001-2022

Head Coach,
West Virginia

1988-2001

Head Coach,
Salem

1980-1983

Head Coach,
Flemington High School

1983-1987

Head Coach,
Clarksburg Liberty High School





Assistant Coach / Director of Player Development

Second Season at UCF

Hometown

Loachapoka, Ala.

College

Alabama, 2008

Career

2023-present

Assistant Coach / Director of Player Development,
UCF

2023

Associate Head Coach,
Hong Kong Bulls

2022-2023

Assistant Coach,
Georgetown

2019-2022

Assistant Coach,
Virginia

2018-2019

Assistant Coach,
Jackson State

2017-2018

Head MBB Coach,
Loachapoka HS

2015-2016

Assistant Coach,
Texas Legends

2010-2015

Assistant Coach,
Texas Southern

2014

Assistant Coach,
UNCG

2009-2010

Assistant Coach,
Wiley College

WALTER PITTS

Walter Pitts, a 15-year coaching veteran, joins the UCF women's basketball program as assistant coach and director of player development, enters his second season with the Knights in 2024-25.

Pitts comes to Orlando after spending last season as a women's basketball assistant coach at Georgetown. During the 2022-23 season, Pitts helped the Hoyas improve their win total from the previous season and the squad made it to the second round of the Big East Tournament. During the summer, he helped lead the Hong Kong Bulls to the National Basketball League playoffs for the first year in franchise history.

Preceding Georgetown, Pitts spent three seasons at Virginia where he helped develop Jocelyn Willoughby, who was the No. 10 overall pick in the 2020 WNBA Draft.

Prior to Virginia, Pitts spent the previous season as a women's basketball assistant coach and recruiting coordinator at Jackson State. During his tenure with the Tigers, he helped develop two All-Southwestern Athletic Conference players and the SWAC Newcomer of the Year, as well as recruiting the first player in 20 years from an HBCU to be selected in the WNBA Draft in Ameshya Williams-Holliday.

Pitts spent the 2015-16 season as the lead assistant coach for the Texas Legends in the NBA Development League, the minor league affiliate of the Dallas Mavericks, working with a roster of NBA prospects that included D-League All-Star game selections Brandon Ashley and Michael Eric.

Before going to the Legends, Pitts spent four years on the men's basketball coaching staff at Texas Southern. In 2014, he helped guide the Tigers to the Southwestern Athletic Conference championship, earning a bid to the NCAA Championship for the fifth time in program history.

Pitts' coaching career also includes a stint with UNC Greensboro women's basketball, working with both the men's and women's programs at Wiley College and working with two teams in the China Basketball Association.

The Alabama native played professional basketball in South America. He competed for four years and secured a title in the South American League.

Pitts played basketball at Alabama and built his athletic resume by receiving the Guy Lee Turner Defensive Award twice. He helped the Crimson Tide basketball team to a selection in the National Invitation Tournament (NIT) in 1992, and an NCAA Championship appearance in 1993. Prior to his time at Alabama, he attended Tyler Junior College in Texas. During his tenure at Tyler, he was named to the all-conference team for two consecutive years.

While attending Loachapoka High School in Loachapoka, Alabama, Pitts received the State of Alabama Most Valuable Player Award for three consecutive years (1988-1990) and led his team to back-to-back state titles.

Pitts earned a bachelor of arts degree in human environmental science from Alabama in 2008. He is the father of two children and a grandfather of four.



REKHA PATTERSON



Assistant Coach
First Season at UCF

Hometown

Red Springs, N.C.

College

North Carolina A&T, 2001
Baylor (master's), 2004

Coaching Career

2024-present
Assistant Coach,
UCF

2015-24
Head Coach,
SEMO

2013-15
Associate Head Coach,
Ball State

2009-13
Assistant Coach,
Baylor

2007-08
Assistant Coach,
Creighton

2006-07
Assistant Coach,
Ball State

2004-06
Assistant Coach,
Eastern Illinois

2002-04
Graduate Assistant,
Baylor

Rekha Patterson enters her first season with the Knights in the 2024-25 season. Patterson was added to the UCF women's basketball staff as assistant coach in May 2024.

Patterson, former head coach at Southeast Missouri (SEMO), has been named assistant coach for UCF women's basketball, head coach Sytia Messer announced May 6, 2024.

Patterson spent the last nine years at SEMO taking her first head coaching job, where she led the Redhawks to the OVC tournament seven times and the NCAA Tournament once.

In 2019-20, she helped lead the Redhawks to a 25-7 season winning the OVC Tournament. Unfortunately, the Redhawks did not get to play in the NCAA Tournament that season due to a global COVID-19 pandemic which canceled the event. Patterson was voted the 2019-20 OVC Coach of the Year as well.

"I am ecstatic to join Coach Messer and UCF women's basketball," said Patterson. "I believe in her and her vision for the program. I look forward to helping the program have success in the Big 12."

Before SEMO, Patterson was the associate head coach at Ball State from 2013-15. She also has worked on the staff at Baylor (2002-04, 2010-12), Creighton (2007-08), Ball State (2006-07) and Eastern Illinois (2004-06).

During her coaching career, Patterson has worked with teams that have won a National Championship, reached two final fours, the Sweet 16 four times and has been a part of seven Big 12 championships. She helped coach National Player of the Year (Brittney Griner), two National Freshman of the Year, four College All-Americans, an OVC Freshman of the Year and numerous all-conference performers.

A native of Red Springs, North Carolina, Patterson was a four-year letterwinner and two-time captain at North Carolina A&T, where she earned a bachelor's degree in public relations in 2001. She received a master's degree in education with an emphasis in sport management from Baylor in 2004.





Executive Assistant

First Season at UCF

Hometown

Anson County, N.C.

College

North Carolina, 2017
NC Central (Master's), 2019

Coaching Career

2024-present

Executive Assistant,
UCF

2022-2024

Chief of Staff,
Georgia Southern

2019-2022

Assistant Director of Basketball
Operations,
North Carolina Central

2018-2019

Graduate Assistant,
North Carolina Central

MICHELLE MCLEOD

Michelle McLeod enters her first year as executive assistant with UCF in the 2024-25 season.

McLeod, former Chief of Staff at Georgia Southern, joined the Knights staff in August 2024.

McLeod spent the last two seasons with Georgia Southern where she served as director of basketball operations during the 2022-23 season but was elevated to chief of staff for the 2023-24 season.

Before joining the Eagles, McLeod spent four seasons as the Assistant Director of Basketball Operations for the North Carolina Central men's basketball team, where she managed the program's budget by coordinating team travel, scheduling practice facilities and supervising student managers.

Throughout her four seasons at North Carolina Central, she assisted in leading the Eagles to two Mid-Eastern Atlantic Conference Championships en route to the NCAA Tournament. In 2020, McLeod was named to the inaugural class of John McLendon Minority Leaders, a national initiative to assist rising minorities in the sports industry.

A native of Anson County, North Carolina, she graduated from North Carolina with a bachelor's degree in Exercise and Sports Science and a minor in coaching education in 2017. While at North Carolina Central, McLeod received her master's in athletic administration.



ERIN HORNE



Director of Operations
Second Season at UCF

Hometown
Orlando, Fla.

College
Converse, 2017
Mercer (Master's), 2019

Career
2023-present
Director of Ops,
UCF

2019-2023
Director of Ops and Player
Development / Assistant Coach,
Lipscomb

2017-2019
Graduate Assistant, Mercer

Erin Horne enters her second season with the Knights in the 2024-25 season. Horne was added to the UCF women's basketball staff as director of operations in June 2023.

Horne comes to UCF after serving four seasons at Lipscomb with the women's basketball program from 2019-23, including three seasons as the director of basketball operations and one season as an assistant coach. During her time at Lipscomb, the Lady Bisons tied the program single-season record for most wins in their Division I era (20) and achieved its most regular season wins in program history in 2022-23. In three seasons, she helped guide the Lady Bisons to the WBCA Academic Top 25 Honor Roll, including the program's highest grade-point average ranking as the No. 4 team in the nation for the 2021-22 season.

As the director of basketball operations and player development, Horne led the team's professional development in preparing student-athletes for life beyond basketball for the 2022-23 season. She served as an assistant coach and helped guide the Lady Bisons to key victories against Eastern Illinois, Kennesaw State, and Central Arkansas for the 2021-22 season.

During her tenure at Lipscomb, she was responsible for a plethora of duties within the program, including team operations, team travel, oversight of support staff and managers, and community service and engagement. Additionally, she served as the program's primary liaison within the athletic department, including academics, compliance, facilities and athletic communications.

Prior to Lipscomb, she served from 2017-19 as a graduate assistant coach for the Mercer University women's basketball program. During her time with the Bears, the program went 55-11 and recorded its second straight undefeated Southern Conference Regular season and Conference Championships, which led to the program's second straight NCAA Championship berth.

While with the Bears, Horne was responsible for a variety of tasks within the program, including game film, social media, recruiting mailouts/graphics, student manager oversight and assisting the coaching staff with the preparation of scouting reports, recruiting activities, and skill development.

A native of Orlando, Florida, Horne spent the summer of 2016 completing an internship with the WNBA Atlanta Dream, where she performed basketball operations and game operations.

Collegiately, Horne played at Converse College (SC.), where she was a four-year letter-winner and became the all-time steals record holder for the Valkyrie women's basketball program. She also completed an Internship with the Athletic Department at Converse and was selected to take part in the WBCA 15th Annual "So You Want To Be A Coach" program which took place in conjunction with the WBCA Convention in Dallas during the Final Four in 2017.

Horne graduated from Converse College (SC.) in 2017 with a bachelor's degree in business sports management and earned a master of education in higher education leadership from Mercer's Tift School of Education in 2019.





REEGAN MCCUE

Reegan McCue enters his first season as the video coordinator with the UCF women's basketball program in the 2024-25 season.

McCue, former student manager for Auburn men's basketball team, joined the Knights August 2024.

"We're excited to welcome Reegan McCue to our women's program as our new Video Coordinator," said Messer. "Reegan brings a strong understanding of the game and a keen eye for detail that will be invaluable to our program. Reegan's expertise will play a crucial role in helping us get ahead in the competitive landscape of the Big 12. We're looking forward to the impact Reegan will have on our program, and I am thrilled to have him join the UCF family."

McCue, a recent Auburn graduate, spent the last five years as a student manager for the men's basketball program. Throughout his time with the Tigers, he worked with multiple NBA players such as Walker Kessler (Utah Jazz), Jabari Smith (Houston Rockets) and Sharife Cooper (Cleveland Cavaliers).

Upon joining the program in 2019, McCue has assisted the team to three NCAA tournament appearances along with winning the SEC regular season championship in 2022 and the SEC tournament title in 2024.

Video Coordinator

First Season at UCF

Hometown

Aurora, Ill.

College

Auburn, 2024

Career

2024-present

Video Coordinator,
UCF

2019-2024

MBB Student Manager,
Auburn

SUPPORT STAFF



Mackenzie Kennedy

Assistant Athletic Trainer

Mackenzie Kennedy joined the UCF Athletics sports medicine staff in June 2021. After providing autonomous healthcare for two years for the rowing team and assisting the UCF football team, she took over healthcare for the women's basketball in the summer of 2023.

Prior to arriving at UCF, Kennedy interned with the men's basketball and football teams at Boston College before spending a year at St. Johns Preparatory School as the associate head athletic trainer.

Kennedy earned a bachelor's degree in athletic training from Endicott College in Massachusetts before earning a master's degree from UCF in kinesiology in 2022. She is a member of the National Athletic Trainers Association.



Jonathan Housand

Assistant Strength Coach

Jonathan Housand arrived at UCF as assistant strength coach in April 2024. He primarily serves as the strength coach for women's basketball and men's soccer.

Nicknamed "J House," he previously worked within the communications and strength and conditioning departments for Auburn. Housand's experience includes assisting the men's basketball, women's basketball, women's volleyball, gymnastics teams, track and field throwers, and was head strength coach for Auburn's cheerleading squad.

Prior to moving to Auburn in 2018, Housand served as Special Operator, Second Class in the U.S. Navy and was based in Virginia Beach, Va. He is a former president of the Auburn Student Veteran's Association (ASVA).

Housand is a two-time graduate from Auburn University. He earned his bachelor's degree in fitness, conditioning, and performance before going on to earn his master's degree in exercise science.



John Whitford

Associate Director of Equipment Operations

John Whitford is in his 21st year at UCF as the associate director of equipment operations. He oversees equipment and supplies for several of UCF's programs.

A 1995 graduate of Manchester College in Indiana, he served as the school's head basketball manager from 1991-95 and was also a member of the golf squad from 1993-94. Whitford later served as an assistant golf coach at his alma mater in 1995.

Prior to UCF, he worked as an assistant equipment manager at Ferris State from 1998-03, when he handled the school's football duties.



Jenna Osborn


Assistant Director of Strategic Communications

Jenna Osborn joined the UCF staff as an assistant director of strategic communications in September 2022, working with a combination of women's basketball, women's golf and volleyball.

She received her bachelor's degree in sports management from Urbana University along with her master's degree in business administration from Shorter University while working in its athletic department as the sports information director and senior women's administrator for all 21 NCAA DII sports.



ORLANDO'S HOMETOWN TEAM



69,000+
STUDENTS

350,000+
LIVING ALUMNI
(AVG AGE 36)

2.5 MIL
PEOPLE IN ORLANDO

17TH
RANKED TV MARKET
IN THE USA



LIVE WHERE THE WORLD VACATIONS



#4 LUCIE CASTAGNE

**CAREER HIGHS**

Points: 14 - vs Mitchell (12/18/22)
Rebounds: 7 - vs LIU (3/3/22)
FG Made: 5 - vs Mitchell (12/18/22)
3pt FG Made: 4 - vs Mitchell (12/18/22)
FT Made: 4 - at Mount St. Mary's (2/20/21)
Blocks: 1 - at Vermont (1/27/24)
Assists: 6 - vs Fisher (11/24/21)
Steals: 4 - vs Fisher (12/13/23)
Minutes: 38 - at Binghamton (1/11/24)

SENIOR GUARD | 5-6 | Paris, France (Bryant)**Senior at Bryant (2023-24)**

- Appeared in 25 games off the bench for Bryant, making one start at Binghamton (Jan. 11).
- Tallied a career-high four steals vs. Fisher and a season-high nine points (Dec. 13).
- Hauled in a board in 20 games this year.
- Made a three-pointer in ten games, including making two from deep vs. Maine (Feb. 15).
- Registered a season-high four assists at NJIT (Mar. 2)

Junior at Bryant (2022-23)

- Started in 27 games for the Black and Gold and made one appearance off the bench
- Recorded 22 steals for the second consecutive season, set career-highs in assists (27) and rebounds with 76
- Scored 113 points on the year, which was a career-high
- Went 4-4 from deep against Mitchell and scored a career-high 14 points

Sophomore at Bryant (2021-22)

- Played in 23 games for the Black and Gold and started the last 13 games of the season for the Bulldogs
- Recorded the first double-digit scoring effort of her career against Mount St. Mary's (Feb. 5)
- Castagne posted career-highs in FG% (43), 3P% (35.7), PPG (3.5), and steals with 22
- Had at least one steal in 14 games

Freshman at Bryant (2020-21)

- Appeared in 11 games during her rookie season averaging 10.4 minutes per game
- Netted the first field goal of her career on Feb. 9 at Central Connecticut
- Posted a career-high of six points at Mount St. Mary's (2/20) to go along with two rebounds, two assists, and one steal
- Dished out a career-high five assists in Bryant's second game at Mount St. Mary's (2/21)
- Pulled down three rebounds in 16 minutes of play at Providence College (11/29)

High School

- Varsity letter winner in basketball at Putnam Science Academy
- Helped her high school squad place third in the Independent School National Championship in 2018 and 2019
- Three-time selection for Departmental Team Pre-selection for the U18 3x3 France Basketball Team in 2018
- Led her team to the U18 French National Championship in 2016 and 2017, and the U15 French National Championship in 2014 and 2015

Personal

- Daughter of Delphine and Jean Yves Castagne
- Has two brothers, Victor and Julien, and one sister, Valentine

Career Stats

Year	G-GS	MP-Avg.	FG-A (Pct.)	3FG-A (Pct.)	FT-A (Pct.)	Off-Def-Tot-Avg	PF-D	A	TO	B	S	TP-Avg
2020-21	11-0	113-10.27	4-20(.200)	1-6 (.167)	7-10 (.700)	2-9-11-1.0	16-0	15	25	0	2	16-1.5
2021-22	23-13	494-21.48	34-79(.430)	10-28(.357)	2-4(.500)	6-51-57-2.5	39-1	25	42	3	22	80-3.5
2022-23	28-27	677-24.18	43-120(.358)	18-53(.340)	9-11 (.818)	18-58-76-2.7	39-1	27	60	0	22	113-4.0
2023-24	25-1	368-14.72	22-66 (.333)	11-37(.297)	2-2(1.000)	13-37-50-2.0	31-0	19	34	4	9	57-2.3
Total	87-41	1654-19.01	103-285 (.361)	40-124 (.323)	20-27 (.741)	39-155-194-2.2	125-2	86	161	7	55	266-3.1



#3 KAITLIN PETERSON

SENIOR GUARD | 5-9 | Eufaula, Ala. (Eufaula HS)

JUNIOR (2023-24)

- Started in all 29 games in her first season as a Knight
- Averaged 37.55 minutes per outing
- Recorded a career-high 35 points at Cincinnati, marking her third 30-plus game (1/10)
- Notched a career-high nine rebounds against West Virginia (1/13)
- Only player in Big 12 women's basketball with six 30-point performances
- Named to All-Big 12 Second Team
- Ended the season with 599 points which ranks her 2nd for total points in a single season at UCF

SOPHOMORE AT INDIANA (2022-23)

- Appeared in six games before transferring mid-year to UCF
- Played a career-high 18 minutes against UMass Lowell (11/11)
- Recorded 24 points and five rebounds on the season

FRESHMAN AT INDIANA (2021-22)

- Played in 21 games off the bench
- Averaged 5.6 minutes per outing
- Had a bucket in the season opener at Butler
- Chipped in five points, three assists and a rebound against Fairfield
- Played 13 minutes at Wisconsin where she added five points and season-high two rebounds
- Recorded a season-high 11 points while hitting three three-pointers at Illinois
- Played a season-high 19 minutes against the Illini
- Scored in the NCAA Championship first round against Charlotte where she played six minutes

HIGH SCHOOL

- Scored 2,967 points in her career at Eufaula High School in Alabama
- Four-time Alabama Sports Writers Association all-state selection
- Also recorded 591 rebounds, 588 steals and 492 assists in her career
- Averaged 25.0 points per game as a senior to go along with 5.7 steals, 4.9 assists and 3.9 rebounds per game
- Shot 58.4 percent from the floor as a senior to help Eufaula to a 26-4 overall record
- Named a 2021 Alabama All-Star
- As a junior in 2019-20, she averaged 23.7 points, 7.1 rebounds, 6.0 assists and 5.5 steals per game as she was named the Dothan Eagle Player of the Year and led Eufaula to a 25-7 overall record and 6A Southeast Regional Tournament appearance
- Rated as the No. 41 overall recruit by All Star Girls Report and No. 54 by Prospects Nation

PERSONAL

- Majoring in human communication
- Daughter of Lasonya Johnson and Kenard and Kathy Peterson
- Has eight siblings
- Born June 12



CAREER HIGHS

Points: 35 - at Cincinnati (1/10/24)
Rebounds: 9 - West Virginia (1/13/24)
FG Made: 12 - Bethune-Cookman (11/6/23)
3pt FG Made: 6 - Bethune-Cookman (11/6/23)
FT Made: 12 - at Cincinnati (1/10/24)
Assists: 5 - Iowa St. (2/3/24)
Blocks: 1 - West Virginia (1/13/24)
Steals: 8 - at Texas Tech (2/10/24)
Minutes: 40 - at Cincinnati (1/10/24)

Career Stats

Year	G-GS	MP-Avg.	FG-A (Pct.)	3FG-A (Pct.)	FT-A (Pct.)	Off-Def-Tot-Avg	PF-D	A	TO	B	S	TP-Avg
2021-22*	21-0	118-5.6	11-31 (.355)	4-15 (.267)	5-14 (.357)	2-6-8-0.4	17-0	3	6	1	3	31-1.5
2022-23*	6-0	76-12.7	11-29 (.379)	2-12 (.167)	0-0 (.000)	1-4-5-0.8	3-0	4	2	0	8	24-4.0
2023-24	29-29	1089-37.6	198-518 (.382)	65-197 (.330)	138-183 (.754)	25-85-110-3.8	51-0	40	71	2	59	599-20.7
UCF TOTAL	29-29	1089-37.6	198-518 (.382)	65-197 (.330)	138-183 (.754)	25-85-110-3.8	51-0	40	71	2	59	599-20.7
TOTAL	56-29	1283-22.9	220-578 (.381)	71-224 (.317)	143-197 (.726)	28-95-123-2.2	71-0	47	79	3	70	654-11.7

*totals from Indiana



#8 NEVAEH BROWN



GRADUATE GUARD | 5-9 | Charlotte, N.C. (Mallard Creek/ETSU)

SENIOR at ETSU (2023-24)

- Key player for the Bucs all season long by starting all 30 games for ETSU
- Began the season by landing a spot on the Preseason All-SoCon team
- Led the team in minutes played (984), field goals made (152), 3-point field goal percentage (.375), free throws made (70), assists (74) and points scored (407)
- Scored 20 or more points on four occasions in 2023-24, including a season-high 25 points in a victory over Gardner-Webb in late December
- Knocked down at least one 3-pointer in 20 of the 30 games this season
- Named to the All-SoCon First Team

JUNIOR at ETSU (2022-23)

- Played in 33 games, earning 22 starts
- Ranked third on the team in scoring with 10.7 points per game
- Ranked second on the team in assists (77), free throws made (60), field goals made (134) and steals (39)
- Shot nearly 40 percent from the field all season, sinking 134 of her 336 shots while going 25 for 86 behind the arc and 60 of 79 from the line
- Scored in double figures 20 times in 33 games
- Averaged 31.8 minutes per game, tied for the team lead

SOPHOMORE at Northwest Florida State (2021-22)

- Played in 26 games in the Raiders uniform, starting in one
- Averaged 3.8 points, 13.0 minutes, and 2.8 rebounds per game for the Raiders

FRESHMAN at Wake Forest (2020-21)

- Played her first game as a Deac in the season opener against Arkansas
- Scored eight points off the bench against both Arkansas and Davidson
- Had seven points in 16 minutes versus NC State
- Was the highest scoring player off the bench in five games.

HIGH SCHOOL

- Named South Carolina 4A Region and State Player of the Year at North Augusta High School in South Carolina as a senior in 2018-19
- Helped the Yellowjackets to the 4A state championship three times
- Scored more than 1,000 points in her career
- McDonald's HS All-American honoree
- Named Augusta Chronicle South Carolina Girls Basketball Player of the Year as a senior
- Averaged 17.8 points, 9.9 rebounds, 3.5 assists, 3.5 steals and 2.4 blocks per game during her senior season
- Also competed in volleyball, helping North Augusta HS to the state championship in 2016-17

PERSONAL

- Majoring in psychology
- Daughter of Maurice Stafford and Ayana Brown
- Born September 10

CAREER HIGHS

Points: 25- vs Gardner-Webb (12/20/23)
Rebounds: 9 - at Clemson (12/22/23)
3pt FG Made: 4 - vs Wofford (2/3/24)
FT Made: 11 - at Western Caro. (2/25/23)
Blocks: 2 - vs Mount St. Mary's (12/22/22)
Assists: 7 - vs Western Caro. (2/24/24)
Steals: 5 - vs Mercer (1/12/23)
Minutes: 39 - at UNC Asheville (12/17/22)

Career Stats

Year	G-GS	MP-Avg.	FG-A (Pct.)	3FG-A (Pct.)	FT-A (Pct.)	Off-Def-Tot-Avg	PF-D	A	TO	B	S	TP-Avg
2020-21*	15-0	128-8.5	13-44 (.295)	1-8 (.125)	11-19 (.579)	0-10-10-0.7	17-0	2	10	3	3	38-2.5
2022-23^	33-22	1049-31.8	134-336 (.398)	25-86 (.291)	60-79 (.759)	50-75-125-3.8	86-3	77	60	11	39	353-10.7
2023-24^	30-30	981-32.7	152-356 (.427)	33-88 (.375)	70-103 (.680)	26-82-108-3.6	59-0	74	76	3	24	407-13.6
TOTAL	78-52	2159-27.7	299-736 (.406)	59-182 (.324)	141-201 (.752)	76-167-243-3.1	162-3	153	146	17	66	798-10.2

*Totals from Wake Forest

^ Totals from ETSU

#11 ACHOL AKOT

SOPHOMORE FORWARD | 6-1 | Ottawa, Ontario (Capital Courts Academy)

FRESHMAN (2023-24)

- Played in 28 games, earning the starting nod 15 times
- Made her debut as a Knight in the season opener against Bethune-Cookman, totaling a career-high 14 rebounds (11/6)
- Tallied a career-high 14 points against Anderson (11/13) and Campbell (12/3)
- Recorded first double-double with 12 points and 12 rebounds vs. Sacred Heart (11/25)
- Notched five games with 10-plus rebounds
- Only freshman at Big 12 Tip-Off for both men's and women's

HIGH SCHOOL

- Won the Provincial Crown Championships with Capital Courts Academy (equivalent to state championship in the USA)
- Averaged 15 points per game in her senior year
- U18 Ontario Provincial Team selection
- U18 Ontario Provincial Team silver medalist
- Under Armour Become One AAU team
- In Ontario Scholastic Basketball Association playoffs, averaged 12 points and 10 rebounds
- Played internationally in the FIBA World Cup with the U19 Canadian Team.
- Averaged 14.8 minutes, 2.6 points and 5.9 rebounds in the FIBA World Cup

PERSONAL

- Majoring in psychology
- Daughter of Abuk and Garang Ngong
- Born July 30



CAREER HIGHS

Points: 14 - Campbell (12/3/23)
Rebounds: 14 - Bethune-Cookman (11/6/23)
FG Made: 7 - Anderson (11/13/23)
3pt FG Made:
FT Made: 4 - Texas (2/24/24)
Blocks: 3 - Bethune-Cookman (11/6/23)
Assists: 7 - Bethune-Cookman (11/6/23)
Steals: 2 - at Kansas State (2/17/24)
Minutes: 32 - Campbell (12/3/23)

Career Stats

Year	G-GS	MP-Avg.	FG-A (Pct.)	3FG-A (Pct.)	FT-A (Pct.)	Off-Def-Tot-Avg	PF-D	A	TO	B	S	TP-Avg
2023-24	28-15	530-18.9	58-110 (.527)	0-0 (.000)	30-48 (.625)	65-98-163-5.8	64-3	28	73	14	16	146-5.2
TOTAL	28-15	530-18.9	58-110 (.527)	0-0 (.000)	30-48 (.625)	65-98-163-5.8	64-3	28	73	14	16	146-5.2



#12 EMELY RODRIGUEZ

FRESHMAN GUARD/FORWARD | 6-0 | La Romana, DR (Central Pointe Acad.)

HIGH SCHOOL

- Helped lead Central Pointe Academy to an SIAA State Championship
- Named Miami Herald's Miami-Dade County Girl's Basketball Player of the Year
- Averaged 26.5 points per game, 15.5 rebounds and 5.5 assists per game
- Led Horeb Christian Mustangs to their first-ever state championship game in 2023

PERSONAL

- Majoring in criminal justice
- Daughter of Reyna Rodriguez
- Born August 12



#13 SUMMER YANCY

FRESHMAN GUARD/FORWARD | 5-11 | Kansas City, Mo. (Raytown HS)

HIGH SCHOOL

- Three-time Class 6 All-State
- Named District Player of the Year and District Champion (2023, '24)
- Helped lead her team to their first state tournament appearance in program history
- Ranked No. 4 player in the state of Missouri
- Notched an average of 18 points and 22 rebounds in her senior season
- Accumulated 575 rebounds and 675 points

PERSONAL

- Majoring in computer science
- Daughter of Michelle Murray
- Has a brother, Stevi
- Born July 24



#15 TAYLOR GIBSON

SENIOR FORWARD | 6-2 | Upper Marlboro, Md. (Bishop McNamara HS/Michigan)

JUNIOR (2023-24)

- Appeared in 26 games
- Recorded a season-high 10 points and nine rebounds against Anderson (11/13)
- Tallied six games shooting 100% from the free throw line

SOPHOMORE (2022-23)

- Appeared in all 29 games as a sophomore, making 14 starts
- Posted her first double-double outing with a career-high 17 points and 10 rebounds against SEMO (11/27)
- Pulled down a career-high 10 rebounds against SEMO (11/27) and Temple (2/21)
- Recorded 32 minutes against East Carolina (2/18) scoring 14 points
- Made her first career triple against Campbell (11/15)

FRESHMAN AT MICHIGAN (2021-22)

- Earned varsity letter at Michigan
- Appeared in three games (St. Francis Brooklyn, Akron and Maryland) off the bench, averaging 0.7 points per game

HIGH SCHOOL

- 2021 Bishop McNamara High School graduate
- National Honor Society member
- Science Honors Society member
- Helped win Washington Catholic Athletic Conference Basketball Championship in 2020
- Averaged 10 points and seven rebounds as a junior
- All-conference honorable mention as a junior

PERSONAL

- Born on November 13
- Daughter of Rick and Tyanne Gibson
- Majoring in human communication, minor in sport business management

CAREER HIGHS

Points: 17 - vs SEMO (11/27/22)
Rebounds: 10 - vs Temple (2/21/23)
FG Made: 6 - vs ULM (11/22/22)
3FG Made: 1 - vs Kansas (2/28/24)
FT Made: 7 - at Temple (1/28/23)
Assists: 2 - vs Sacred Heart (11/25/23)
Blocks: 2 - vs Kansas St. (1/6/24)
Steals: 2 - vs Winthrop (11/07/22)
Minutes: 38 - vs Samford (11/26/22)

Career Stats

Year	G-GS	MP-Avg.	FG-A (Pct.)	3FG-A (Pct.)	FT-A (Pct.)	Off-Def-Tot-Avg	PF-D	A	TO	B	S	TP-Avg
2021-22*	3-0	3-1.0	1-3 (.333)	0-1 (.000)	0-0 (.000)	0-0-0-0.0	0-0	0	0	0	0	2-0.7
2022-23	29-14	534-18.4	56-159 (.352)	3-20 (.150)	43-55 (.782)	32-68-100-3.4	54-2	13	33	12	8	158-5.4
2023-24	26-0	299-11.5	26-57 (.456)	1-9 (.111)	16-20 (.800)	19-31-50-1.9	27-0	3	21	7	5	69-2.7
UCF TOTAL	55-14	832-15.1	82-216 (.380)	4-29 (.138)	59-75 (.787)	51-99-150-2.7	81-2	16	54	19	13	227-4.1
TOTAL	58-14	836-14.4	83-219 (.379)	4-30 (.133)	59-75 (.787)	51-99-150-2.6	81-2	16	54	19	13	229-3.9

#21 HANNAH GUSTERS

GRADUATE GUARD | 6-5 | Dallas, Texas (MacArthur HS/Oklahoma State)

JUNIOR (2023-24 at OKLAHOMA STATE)

- Led the Cowgirls in scoring averaging 14.3 points per game
- Played in 21 games
- Tallied a career-high 27 points at Utah Tech

SOPHOMORE (2021-22 at LSU)

- Played a key role for the Tigers coming off the bench to play minutes in the post during her first season in Baton Rouge
- Earned three starts throughout the season
- Put up 19 points and had 6 rebounds in LSU's season opener against Nicholls
- Recorded double-figures at Auburn on Jan. 9 with 13 points
- Grabbed a career-high seven rebounds on Dec. 27 against Samford

FRESHMAN (2020-21 at Baylor)

- Six double-figure scoring games with a season-high of 22 points coming in a win over Northwestern State
- Earned a career-best 10 rebounds in a win over Kansas
- Recorded 306 minutes played in 30 games with a total of 147 points, 10 blocks and 61 rebounds

HIGH SCHOOL

- Ranked No. 16 overall and the No. 2 center in the 2020 class by ESPNW's Hoopgurlz
- Named a McDonald's All-American
- Selected as a Jordan Brand Classic All-American
- Earned a spot on the Naismith High School All-America Team
- Picked for the 2020 WBCA High School All-America squad
- As a freshman helped Duncanville High School to a state championship
- Followed with a sophomore season that produced a Class 6A region finals appearance while averaging 14.5 points per game, and she helped the Pantherettes to a 39-2 record
- Finished at Irving MacArthur High School where she averaged 22.1 points and 10.3 rebounds per contest as a senior
- Named 2020 TABC Miss Basketball after earning first-team all-area honors from the Dallas Morning News

PERSONAL

- Daughter of Sheridane Gusters
- Has two brothers, Peyton and Rylen
- Grandfather, Dewey Ray Turner, played football for Texas during the 1979 and 1980 seasons



CAREER HIGHS

Points: 27 - at Utah Tech (12/20/23)
Rebounds: 10 - at Kansas (3/6/21)
FG Made: 12 - at Texas Tech (2/14/24)
FT Made: 7 - at Auburn (1/9/22)
Blocks: 4 - vs BYU (1/17/24)
Assists: 2 - vs TCU (3/8/24)
Steals: 2 - at Oklahoma (2/24/24)
Minutes: 44 - vs Cincinnati (2/25/23)

Career Stats

Year	G-GS	MP-Avg.	FG-A (Pct.)	3FG-A (Pct.)	FT-A (Pct.)	Off-Def-Tot-Avg	PF-D	A	TO	B	S	TP-Avg
2020-21*	30-0	306-10.2	66-104 (.634)	0-0 (.000)	17-27 (.630)	25-36-61-2.0	40-0	5	26	10	4	149-4.9
2021-22^	27-3	372-13.7	50-104 (.481)	0-0 (.000)	19-29 (.655)	24-49-73-2.7	35-0	14	28	20	6	119-4.41
2023-24~	21-20	512-24.3	131-232 (.565)	0-0 (.000)	39-49 (.796)	18-68-86-4.1	54-2	8	40	18	13	301-14.3
TOTAL	78-23	1190-15.3	247-440 (.561)	0-0 (.000)	75-105 (.714)	67-153-220-2.8	129-2	27	94	48	23	569-7.29

* Totals from Baylor

^ Totals from LSU

~ Totals from Oklahoma State



#22 ADEANG RING

FRESHMAN FORWARD | 6-5 | Sydney, Australia (Bella Vista College Prep)

HIGH SCHOOL

- Grind Session World Champion 2023
- All-Grind Session First Team 2023
- Grind Session most improved player 2023
- All-Grind Session First Team 2024
- All-Grind Session Defensive Team 2024
- No. 2 ranked player in Arizona on Prep Hoops
- Nike Tournament of Champions Champs 2024
- Nike TOC All-Tournament Team 2024

PERSONAL

- Majoring in business
- Has eight siblings
- Born September 12



#23 AREK ANGUI

FRESHMAN CENTER | 6-8 | Juba, South Sudan (Greenforest HS)

HIGH SCHOOL:

- Helped lead Greenforest to the Division 2 Girls' State Championship
- Averaged 20 points her senior year of high school
- Started playing basketball June 30, 2022

PERSONAL

- Daughter of Manoon Macham and Arop Kur Mayar
- Born October 22



#24 ALLY STEDMAN

SENIOR GUARD | 5-9 | Phoenix, Ariz. (PHH Prep/Pepperdine/Miami)

JUNIOR AT MIAMI (2023-24)

- Made her Miami debut in the season-opening win against JU, scoring six points
- Made a pair of three-pointers at No. 20/21 UNC Jan. 25
- Sunk three three-pointers and scored 11 against No. 10/13 Baylor Dec. 16
- Dished out four assists in a rout of Alabama State Dec. 28

SOPHOMORE AT PEPPERDINE (2022-23)

- Started 18 games as a sophomore
- Averaged 15.6 points, 3.3 rebounds and 2.1 assists
- Scored in double-digits in 18 of 19 games played
- Totaled 20-plus points on five occasions
- Led the Waves in scoring (15.6) and ranked second in total steals (33)
- Scored a season-high 24 points against UC Riverside (12/11)
- Recorded three-plus steals five times and three-plus assists seven times
- Finished the season seventh in the WCC in scoring and fourth in the league in steals per game
- Missed 11 games due to injury

FRESHMAN AT PEPPERDINE (2021-22)

- Started 23 of 24 games played
- Averaged 31.3 minutes per game
- Led the Waves in points per game at 11.0, good for 17th in the WCC
- Paced Pepperdine in steals with 31 (1.3 per game)
- Second on the team in minutes and 11th in the WCC
- Second on the squad in 3-pointers made (32)
- Totaled 12 double-digit scoring outings and two 20-point games
- Dropped a season-high 28 points in her Waves' debut at UCLA (11/10) and made eight three-pointers, tying the school record
- Scored in double-figures in a team-best 12 games
- Had a season-high six steals at Saint Mary's (1/15)

HIGH SCHOOL

- Graduated from Phoenix (PHH) Prep School
- Named the Arizona Prep Player of the Year as a senior
- As a junior, led her team in scoring, assists and steals while being named team MVP, All-Region, 6A All-State, Region Player of the Year and All-District
- Two-time 6A All-State, All-Region and All-District selection
- Led the team in scoring as a freshman and sophomore
- Played on the Arizona Select team

PERSONAL

- Born in Salt Lake City, Utah
- Daughter of Dan and Julie Stedman
- Two brothers, Josh and Matt and one sister, Heather
- Father and uncle played football at the University of Delaware
- Mother was a Philadelphia Eagles cheerleader
- Brother, Josh, played football at the University of San Diego
- One cousin played soccer at Kutztown University, while one is currently a thrower at William & Mary and one plays volleyball at Towson University

CAREER HIGHS

Points: 28 - at UCLA (11/10/21)
Rebounds: 6 - vs CSU Bakersfield (12/7/22)
FG Made: 10 - vs UC Riverside (12/11/22)
3FG Made: 8 - at UCLA (11/10/21)
FT Made: 7 - vs Portland St. (12/3/22)
Blocks: 3 - vs UC Riverside (12/11/22)
Assists: 6 - at Cal St. Fullerton (11/28/22)
Steals: 6 - at St. Mary's (CA) (1/15/22)
Minutes: 42 - at BYU (2/9/23)

Career Stats

Year	G-GS	MP-Avg.	FG-A (Pct.)	3FG-A (Pct.)	FT-A (Pct.)	Off-Def-Tot-Avg	PF-D	A	TO	B	S	TP-Avg
2021-22*	24-23	750-31.25	105-294 (.357)	32-127 (.252)	22-31 (.710)	16-44-60-2.5	66-3	37	71	2	31	264-11.0
2022-23*	19-18	629-33.11	113-299 (.378)	48-139 (.345)	22-27 (.815)	9-54-63-3.3	51-1	40	67	8	34	296-113
2023-24~	26-1	262-10.08	21-80 (.263)	13-59 (.220)	3-6 (.500)	1-16-17-0.7	28-0	11	14	2	11	58-2.2
TOTAL	69-42	1642-23.80	239-673 (.355)	93-325 (.286)	47-64 (.734)	26-114-140-2.0	145-4	88	152	12	76	618-9.0

* totals from Pepperdine

~ totals from Miami



#33 MAHOGANY CHANDLER-ROBERTS

FRESHMAN FORWARD | 6-2 | Portland, Ore. (Benson Tech HS)

HIGH SCHOOL

- One of the top recruits in the state of Oregon
- Averaged 16.7 points and 8.7 rebounds
- McDonald's All-American nominee
- Three-time Portland Interscholastic League Player of the Year
- Three-time First Team All-State

PERSONAL

- Born September 21
- Daughter of Danielle Solomon and Shawn Chandler-Roberts
- Majoring in business



#35 KHYALA NGODU

SOPHOMORE GUARD | 6-3 | Fort Lauderdale, Fla. (Dillard HS)

FRESHMAN (2023-24)

- Started in 28 games, earning the starting nod 15 times
- Tallied a career-high 25 points against Houston (1/27) and her first double-double with 12 rebounds
- Recorded a perfect shooting game going 2-2 from the field and 4-4 from the free-throw line against Oklahoma State adding four rebounds (1/3)
- Pulled down a career-high 13 boards against Cincinnati (2/7)
- Led the team with 5.9 rebounds per game and second with 16 blocks

HIGH SCHOOL

- Averaged a double-double as a senior with 14.4 points and 12.1 rebounds at Dillard High School along with an identical stat line of 1.8 steals and blocks per game
- Accumulated 575 rebounds and 675 points
- 2021 Boo Williams Holiday tournament MVP
- Ranked No. 7 player in the state of Florida
- Led Nike Elite Youth Basketball League in blocks and rebound

PERSONAL

- Born June 28
- Daughter of Kyle Simmons and Malika Ngodu
- Has five siblings, Niani, Jacsiir, Lahila, Malik and Ilijah

CAREER HIGHS

Points: 25 - vs Houston (1/27/24)
Rebounds: 13 - vs Cincinnati (2/7/24)
FG Made: 10 - vs Houston (1/27/24)
FT Made: 5 - vs Houston (1/27/24)
Blocks: 3 - vs Houston (1/27/24)
Assists: 3 - vs Jackson State (11/23/23)
Steals: 4 - at Oklahoma State (2/21/24)
Minutes: 39 - vs Houston (1/27/24)

Career Stats

Year	G-GS	MP-Avg.	FG-A (Pct.)	3FG-A (Pct.)	FT-A (Pct.)	Off-Def-Tot-Avg	PF-D	A	TO	B	S	TP-Avg
2023-24	28-15	546-19.5	69-132 (.523)	0-0 (.000)	32-46 (.696)	48-116-164-5.9	59-3	18	36	16	23	170-6.1
TOTAL	28-15	546-19.5	69-132 (.523)	0-0 (.000)	32-46 (.696)	48-116-164-5.9	59-3	18	36	16	23	170-6.1



2023-24 OVERALL STATS

Game Records

Record	Overall	Home	Away	Neutral
ALL GAMES	12-17	8-8	1-8	3-1
CONFERENCE	3-15	2-7	1-8	0-0
NON-CONFERENCE	9-2	6-1	0-0	3-1

Team Box Score

No.	Player				Total		3-Point		F-Throw		Rebounds													
		GP-GS	MIN	AVG	FG-FGA	FG%	3FG-3FGA	3FG%	FT-FTA	FT%	OFF	DEF	TOT	AVG	PF	DQ	A	TO	BLK	STL	PTS	AVG		
3	PETERSON, Kaitlin	29-29	1089:20	37.6	198-518	.382	65-197	.330	138-183	.754	25	85	110	3.8	51	0	40	71	2	59	599	20.7		
10	BURNS, Mya	29-29	878:59	30.3	102-279	.366	18-72	.250	66-82	.805	55	84	139	4.8	80	3	30	68	18	29	288	9.9		
0	JEWETT, Laila	29-29	892:13	30.8	79-211	.374	37-94	.394	45-50	.900	8	67	75	2.6	55	2	99	58	3	25	240	8.3		
35	NGODU, Khyala	28-15	545:51	19.5	69-132	.523	0-0	.000	32-46	.696	48	116	164	5.9	59	3	18	36	16	23	170	6.1		
11	AKOT, Achol	28-15	530:11	18.9	58-110	.527	0-0	.000	30-48	.625	65	98	163	5.8	64	3	28	73	14	16	146	5.2		
30	ROBINSON-NWAGWU, Morgan	27-13	419:54	15.6	41-94	.436	3-18	.167	40-48	.833	31	50	81	3.0	43	1	34	43	2	22	125	4.6		
24	KELLY, Jayla	28-13	375:45	13.4	33-73	.452	0-1	.000	26-42	.619	30	67	97	3.5	80	4	9	50	9	14	92	3.3		
21	WARE, Timia	23-2	337:37	14.7	23-81	.284	8-32	.250	15-23	.652	4	28	32	1.4	27	0	23	36	0	8	69	3.0		
15	GIBSON, Taylor	26-0	298:49	11.5	26-57	.456	1-9	.111	16-20	.800	19	31	50	1.9	27	0	3	21	7	5	69	2.7		
14	TODD, Asia	19-0	156:12	8.2	18-44	.409	5-17	.294	3-4	.750	1	11	12	0.6	14	0	4	13	0	3	44	2.3		
25	FUNEUS, Femi	4-0	20:09	5.0	3-4	.750	0-0	.000	0-2	.000	0	3	3	0.8	3	0	0	3	0	0	6	1.5		
22	GODBOLT, Sierra	27-0	225:56	8.4	3-18	.167	0-4	.000	6-10	.600	3	9	12	0.4	14	0	23	26	1	7	12	0.4		
42	MCMILLAN, Mary	7-0	54:05	7.7	0-7	.000	0-4	.000	0-0	.000	0	3	3	0.4	2	0	9	5	1	1	0	0.0		
Team											69	65	134					34						
Total		29	5825		653-1628	.401	137-448	.306	417-558	.747	358	717	1075	37.1	519	16	320	537	73	212	1860	64.1		
Opponents		29	5825		678-1647	.412	155-514	.302	362-514	.704	290	653	943	32.5	529	11	337	464	99	242	1873	64.6		

Score by Periods

Team	1st	2nd	3rd	4th	OT	TOT
UCF	429	409	487	521	14	1860
Opponents	434	454	506	470	9	1873





2023-24 CONFERENCE STATS

Game Records

Record	Overall	Home	Away	Neutral
ALL GAMES	3-15	2-7	1-8	0-0
CONFERENCE	3-15	2-7	1-8	0-0
NON-CONFERENCE	0-0	0-0	0-0	0-0

Team Box Score

No.	Player				Total		3-Point		F-Throw		Rebounds													
		GP-GS	MIN	AVG	FG-FGA	FG%	3FG-3FGA	3FG%	FT-FTA	FT%	OFF	DEF	TOT	AVG	PF	DQ	A	TO	BLK	STL	PTS	AVG		
3	PETERSON, Kaitlin	18-18	696:59	38.7	121-329	.368	35-117	.299	96-126	.762	14	49	63	3.5	36	0	30	54	1	41	373	20.7		
10	BURNS, Mya	18-18	558:38	31.0	64-180	.356	13-45	.289	33-44	.750	33	59	92	5.1	55	2	18	39	13	19	174	9.7		
0	JEWETT, Laila	18-18	521:38	29.0	43-137	.314	18-63	.286	32-35	.914	5	41	46	2.6	42	2	59	35	2	9	136	7.6		
35	NGODU, Khyala	18-14	401:40	22.3	53-100	.530	0-0	.000	27-37	.730	33	87	120	6.7	44	2	10	23	12	17	133	7.4		
30	ROBINSON-NWAGWU, Morgan	17-12	367:14	21.6	33-81	.407	2-15	.133	34-41	.829	28	43	71	4.2	36	1	31	37	2	20	102	6.0		
11	AKOT, Achol	17-5	274:13	16.1	23-43	.535	0-0	.000	16-22	.727	24	37	61	3.6	31	1	6	38	8	5	62	3.6		
21	WARE, Timia	14-1	182:24	13.0	12-39	.308	4-15	.267	7-14	.500	1	10	11	0.8	13	0	9	17	0	3	35	2.5		
24	KELLY, Jayla	17-4	164:14	9.7	12-32	.375	0-0	.000	10-20	.500	13	26	39	2.3	45	2	3	25	3	8	34	2.0		
14	TODD, Asia	13-0	103:24	8.0	8-25	.320	3-9	.333	3-4	.750	0	6	6	0.5	7	0	1	6	0	0	22	1.7		
15	GIBSON, Taylor	15-0	151:20	10.1	9-20	.450	1-5	.200	5-9	.556	11	15	26	1.7	16	0	1	13	4	3	24	1.6		
25	FUNEUS, Femi	4-0	20:09	5.0	3-4	.750	0-0	.000	0-2	.000	0	3	3	0.8	3	0	0	3	0	0	6	1.5		
22	GODBOLT, Sierra	17-0	147:00	8.6	2-8	.250	0-3	.000	4-8	.500	2	7	9	0.5	9	0	13	21	1	4	8	0.5		
42	MCMILLAN, Mary	6-0	36:08	6.0	0-6	.000	0-4	.000	0-0	.000	0	2	2	0.3	1	0	5	4	0	1	0	0.0		
Team											43	31	74					22						
Total		18	3625		383-1004	.381	76-276	.275	267-362	.738	207	416	623	34.6	338	10	186	337	46	130	1109	61.6		
Opponents		18	3625		463-1027	.451	101-329	.307	244-341	.716	168	428	596	33.1	331	8	248	278	65	152	1271	70.6		

Score by Periods

Team	1st	2nd	3rd	4th	OT	TOT
UCF	265	222	287	321	14	1109
Opponents	301	292	342	327	9	1271



2023-24 BOX SCORES

GAME 1 - BETHUNE-COOKMAN

Orlando, Fla. (Addition Financial Arena) | Nov. 6, 2023

Bethune-Cookman - 63		Record: 0-1												
NO. Name	Min	FG M-A	3P M-A	FT M-A	Rebounds OR DR TOT	Fouls PF FO	TP	AS	TO	ST	Blocks BS BA	+/-	Shooting By Period	
2 Kayla White	F 28:30	3-14	1-5	0-0	0 2 2	2 1	7	4	3	0	1 0	-38	1 st FG 5-16 31.0%	
12 Chanelle McDonald	F 27:40	2-4	0-0	0-0	0 7 7	5 1	4	0	1	0	2 0	-8	3PT% 1-5 20.0%	
3 Karianna Woods	G 29:33	3-6	0-0	1-2	1 2 3	0 1	7	2	2	2	0 1	-21	2 nd FG 6-15 40.0%	
20 Nia Jordan	G 24:52	4-9	1-3	0-0	2 2 4	3 1	9	0	1	1	0 0	-26	3PT% 1-5 20.0%	
22 Chanel Wilson	G 29:56	5-13	1-6	2-4	0 1 1	3 2	13	1	2	0	0 0	-28	FT% 1-2 50.0%	
1 D'Shantae Edwards	17:03	1-2	0-0	3-6	0 2 2	3 4	5	1	0	0	0 0	-23	1 st FG 8-15 53.3%	
10 O'Mariyah Tucker	09:54	3-6	2-2	0-0	1 1 2	2 1	8	0	0	1	0 2	-13	3PT% 2-4 50.0%	
21 Kerrigan Dunn	16:25	4-10	2-5	0-0	1 0 1	1 1	10	1	1	1	0 0	-10	FT% 2-6 33.3%	
23 Daimoni Dorsey	08:28	0-0	0-0	0-0	0 3 3	0 0	0	0	0	0	0 0	-16	4 th FG 6-19 31.6%	
24 Camerah Langston	07:39	0-1	0-0	0-0	0 2 2	2 0	0	0	0	3	0 0	-7	3PT% 3-7 42.9%	
Team					1 3 4		0						FT% 1-2 50.0%	
Totals		25-65	7-21	6-12	6 25 31	21 12	63	9	13	5	3 4	-38	GM FG% 25-65 38.5%	
Technical Fouls:NONE													3PT% 7-21 33.3%	
													FT% 6-12 50.0%	

Technical Fouls:NONE

Shooting By Period		
1 st FG%	5-16	31.3%
3PT%	1-5	20.0%
FT%	2-2	100%
2 nd FG%	6-15	40.0%
3PT%	1-5	20.0%
FT%	1-2	50%
3 rd FG%	8-15	53.3%
3PT%	2-4	50.0%
FT%	2-6	33.3%
4 th FG%	6-19	31.6%
3PT%	3-7	42.9%
FT%	1-2	50%
GM FG%	25-65	38.5%
3PT%	7-21	33.3%
FT%	6-12	50.0%

Dead Ball Rebounds: 3, 1

UCF - 101		Record: 1-0														
NO.	Name	Min	FG M-A	3P M-A	FT M-A	Rebounds OR DR TOT	Fouls PF FD	TP	AS	TO	ST	Blocks BS BA	+/-	Shooting By Period		
11	Achol Akot	F 18:11	2-9	0-0	3-5	8 6 14	3 4	7	7	0	0	3 2	24	1 st	FG% 8-18 44.4%	
0	Laila Jewett	G 35:01	6-12	2-3	0-1	0 4 4	2 5	14	4	0	1	0 0	42	3PT%	2-7 28.6%	
3	Kaitlin Peterson	G 33:19	12-19	6-10	1-1	0 2 2	1 1	31	2	2	1	0 1	30	FT%	4-5 80%	
10	Mya Burns	G 32:49	2-7	1-3	5-6	3 3 6	2 5	10	2	2	2	0 0	31	2 nd	FG% 15-35 33.3%	
21	Timia Ware	G 30:32	2-7	2-5	3-3	0 7 7	1 1	9	5	3	0	0 0	17	3PT%	3-5 60.0%	
15	Taylor Gibson	17:12	3-6	0-1	2-2	0 3 3	0 1	8	0	0	1	0 0	19	FT%	1-1 100%	
24	Jayla Kelly	24:39	6-10	0-1	2-2	2 7 9	2 3	14	0	3	1	1 0	19	3 rd	FG% 11-21 52.4%	
14	Asia Todd	08:17	3-4	2-2	0-0	1 0 1	1 1	8	0	2	1	0 0	8	3PT%	3-7 42.9%	
														FT%	1-1 100%	
Team						1 5 6		0						4 th	FG% 12-20 60.0%	
Totals			36-74	13-25	16-20	15 37 52	12 21	101	20	12	7	4 3	38	3PT%	6-6 100.0%	
														FT%	7-9 77.8%	
															GM FG%	36-74 48.6%
															3PT%	13-25 52.0%
															FT%	16-20 80.0%
															Technical Fouls: NONE	

Technical Fouls:NONE

Shooting By Period		
1 st FG%	8-18	44.4%
3PT%	2-7	28.6%
FT%	4-5	80%
2 nd FG%	5-15	33.3%
3PT%	2-5	40.0%
FT%	4-5	80%
3 rd FG%	11-21	52.4%
3PT%	3-7	42.9%
FT%	1-1	100%
4 th FG%	12-20	60.0%
3PT%	6-6	100.0%
FT%	7-9	77.8%
GM FG%	36-74	48.6%
3PT%	13-25	52.0%
FT%	16-20	80.0%

Dead Ball Rebounds: 1, 0

	BCU	UCF
Biggest lead	4 (1 st 6:12)	38 (4 th 2:08)
Best Scoring Run	6 (1 st 6:12)	16 (4 th 2:08)
Lead Changes	2	
Times Tied	4	
Time with Lead	02:30	35:00

Points from	BCU	UCF
Turnovers	10	14
Paint	28	36
Second Chance	6	19
Fast Breaks	8	15
Bench	23	30

Period by Period Scoring	1st	2nd	3rd	4th	TOT
BCU	13	14	20	16	63
UCF	22	16	26	37	101

GAME 2 - ANDERSON

Orlando, Fla. (Addition Financial Arena) | Nov. 13, 2023

Anderson (SC) - 73		Record: 2-1																
NO. Name		Min	FG		3P	FT	Rebounds		Fouls		TP	AS	TO	ST	Blocks		+/-	
			M-A	M-A			M-A	OR	DR	TOT					PF	FD		BS
4	Diamond McDowell	F	33:01	4-10	0-1	4-4	2	5	7	5	3	12	2	5	1	3	1	-4
30	Nelliah Wilson	F	36:25	7-13	0-0	1-2	4	7	11	2	7	15	2	2	1	2	0	-16
11	Zamiya Passmore	G	34:28	6-16	1-2	4-4	1	0	1	3	4	17	4	5	5	0	0	-12
23	Brittney Stafford	G	34:52	3-17	1-7	2-2	4	2	6	3	1	9	3	4	3	0	0	-26
44	Ashlyn Sheridan	G	31:02	3-8	1-2	9-10	1	4	5	2	4	16	0	1	2	0	0	-8
21	Martyna Radzicka		08:59	0-2	0-2	0-0	0	0	0	1	0	0	1	0	0	0	0	-4
20	Peyton Oliver		05:32	0-1	0-1	0-0	0	1	1	3	1	0	0	1	0	0	0	-11
2	Maggie Campbell		04:51	0-1	0-1	0-0	0	0	0	0	0	0	0	0	0	0	0	-12
40	Alana Eakle		03:40	1-3	0-2	0-0	0	1	1	2	1	2	0	0	0	0	0	-8
1	Leslie Marios		03:35	1-1	0-0	0-0	0	0	0	0	0	2	0	1	0	0	0	-7
25	Olivia Johnigan		03:35	0-0	0-0	0-0	1	0	1	0	0	0	0	0	0	0	0	-7
Team							2	1	3									
Totals				25-72	3-18	20-24	15	21	36	21	21	73	11	21	12	5	1	-23
Technical Fouls:NONE																		
<div>1st FG 9-18 50.0% 3PT% 1-3 33.3% FT% 4-6 66.7% 2nd FG 6-17 35.3% 3PT% 2-3 66.7% FT% 1-2 50.0% 3rd FG 5-19 26.3% 3PT% 0-6 0.0% FT% 13-14 92.9% 4th FG 5-18 27.8% 3PT% 0-8 0.0% FT% 2-2 100% GM FG 25-72 34.7% 3PT% 3-18 16.7% FT% 29-24 83.3% 3rd% Pts/Games: 5.7</div>																		

Technical Fouls:NONE

Dead Ball Rebounds: 2, 0

UCF - 96		Record: 2-0												
NO. Name	Min	FG M-A	3P M-A	FT M-A	Rebounds OR DR TOT	Fouls PF	TP FD	AS	TO	ST	Blocks BS BA	+/-		
Shooting By Period														
1st FG: 5-10 50.0%														
3PT%: 1-2 28.6%														
FT%: 8-8 87.5%														
2nd FG: 6-21 28.6%														
3PT%: 1-4 25.0%														
FT%: 2-2 100%														
3rd FG: 8-16 50.0%														
3PT%: 0-1 0.0%														
FT%: 9-12 75%														
4th FG: 12-19 63.2%														
3PT%: 1-2 50.0%														
FT%: 6-6 100%														
GM FG%: 34-76 44.7%														
3PT%: 4-14 28.6%														
FT%: 24-28 85.7%														
Dead Ball Rebounds: 1-0														
Technical Fouls: Gibson 3*3;3Bench 3*3;15Coach 4*5;47														

Technical Fouls:Gibson 3rd 3:13Bench 3rd 3:15Coach 4th 5:47

Dead Ball Rebounds: 1, 0

	AND	UCF
Biggest lead	4 (1 st 7:03)	23 (4 th 0:58)
Best Scoring Run	10 (3 rd 3:05)	9 (4 th 0:58)
Lead Changes	8	
Times Tied	5	
Time with Lead	08:38	28:31

Points from	AND	UCF
Turnovers	18	23
Paint	32	52
Second Chance	15	14
Fast Breaks	13	22
Bench	4	32

Period by Period Scoring	1st	2nd	3rd	4th	TOT
AND	23	15	23	12	73
UCF	25	15	25	31	96

GAME 3 - AUBURN

Orlando, Fla. (Addition Financial Arena) | Nov. 20, 2023

Auburn - 53		Record: 3-2																							
NO. Name	Min	FG		3P		FT		Rebounds		Fouls		TP		AS		TO		ST		Blocks		+/-			
		M-A	M-A	M-A	M-A	OR	DR	TOT	PF	FD	1P	2P	1P	2P	1P	2P	1P	2P	BS	BA					
14 Taylen Collins	F 32:57	4-9	0-0	3-4	4	4	8	1	5	11	0	4	0	1	0	-3									
30 Savannah Scott	C 08:36	0-1	0-0	0-0	0	2	2	2	2	0	0	3	0	1	0	-3									
5 Sydney Shaw	G 28:34	7-16	2-8	1-2	0	3	3	1	0	17	0	2	0	0	0	9									
12 Mar'shaun Bostic	G 13:32	0-3	0-1	2-2	0	1	1	1	2	2	1	0	0	0	0	4									
23 Honesty Scott-Grayson	G 14:32	2-6	0-2	0-0	0	0	0	4	2	4	0	1	0	0	0	-14									
3 McKenna Eddings	02:30	0-2	0-1	0-0	1	0	1	0	0	0	1	0	0	0	0	-6									
1 Ceila Sumbane	21:16	3-5	0-1	0-0	0	0	0	3	0	6	1	2	2	1	0	-9									
2 JaMya Mingo-Young	26:27	3-6	0-1	1-2	0	2	2	0	1	7	4	1	0	0	0	-10									
4 Kaitlyn Duhon	14:46	1-3	0-1	1-2	1	3	4	1	1	3	1	1	2	0	4										
20 Oyiandamola Akinbolawa	18:18	1-2	0-0	0-2	1	4	5	1	2	2	0	0	0	1	1	-20									
15 Kionna Gaines	01:47	0-0	0-0	0-0	0	0	0	0	0	0	0	0	0	0	0	-3									
0 Yakiya Milton	16:45	0-2	0-0	1-2	0	2	2	3	1	1	0	1	1	1	2	16									
Team					4	1	5			0															
Totals		21-55	2-15	9-16	12	22	34	17	16	53	7	18	6	6	0	-7									
																						1st FG 3-14		21.4%	
																						3PT% 0-4		0.0%	
																						FT% 1-4		25.0%	
																						2nd FG 8-13		61.5%	
																						3PT% 1-4		25.0%	
																						FT% 2-4		50.0%	
																						3rd FG 3-12		25.0%	
																						3PT% 0-1		0.0%	
																						FT% 6-8		75.0%	
																						4th FG 7-16		43.8%	
																						FT% 0-0		0.0%	
																						GM FG 21-55		38.2%	
																						3PT% 2-15		13.3%	
																						FT% 9-16		56.3%	

Technical Fouls:NONE

Shooting By Period		
1 st FG%	3-14	21.4%
3PT%	0-4	0.0%
FT%	1-4	25%
2 nd FG%	8-13	61.5%
3PT%	1-4	25.0%
FT%	2-4	50%
3 rd FG%	3-12	25.0%
3PT%	0-1	0.0%
FT%	6-8	75%
4 th FG%	7-16	43.8%
3PT%	1-6	16.7%
FT%	0-0	0%
GM FG%	21-55	38.2%
3PT%	2-15	13.3%
FT%	9-16	56.3%

Dead Ball Rebounds: 6, 0

UCF - 60		Record: 3-0												
NO. Name	Min	FG M-A	3P M-A	FT M-A	Rebounds OR DR TOT	Fouls PF FD	TP	AS	TO	ST	Blocks BS BA	+/-	Shooting By Period	
11 Achol Akot	F 28:00	3-5	0-0	0-0	1 5 6	4 1	6	3	6	1	0 0	13	1 st FG 6-12 50.0%	
24 Jayla Kelly	C 24:53	1-2	0-0	0-0	0 7 7	4 3	2	0	4	1	0 0	-2	3P ^{ts} 2-3 66.7%	
0 Laila Jewett	G 38:35	7-10	3-4	2-2	0 2 2	1 3	19	3	1	1	0 0	6	FT ^{ts} 0-0 0%	
3 Kaitlin Peterson	G 38:43	5-14	2-4	4-5	2 5 7	0 2	16	1	1	1	0 4	8	2 nd FG 5-12 41.7%	
10 Mya Burns	G 19:06	4-6	1-3	4-4	0 0 0	5 5	12	1	0	0	0 0	16	3P ^{ts} 2-5 40.0%	
15 Taylor Gibson	15:39	0-3	0-1	0-0	0 0 0	0 0	0	0	0	0	0 1	2	FT ^{ts} 1-2 50%	
21 Timia Ware	24:08	1-5	1-3	2-2	0 0 0	1 2	5	1	5	2	0 0	6	3 rd FG 3-6 50.0%	
35 Khyalia Ngodol	05:07	0-1	0-0	0-0	0 0 0	2 0	0	0	1	0	0 1	1	3P ^{ts} 3-6 50.0%	
22 Sierra Godbolt	03:47	0-0	0-0	0-0	0 0 0	0 0	0	0	0	0	0 0	-3	FT ^{ts} 3-4 75%	
30 Morgan Robinson-Nwagwu	02:02	0-0	0-0	0-0	0 0 0	0 0	0	1	0	0	0 0	0	4 th FG 4-10 40.0%	
Team					1 4 5			0	2				3P ^{ts} 0-1 0.0%	
Totals		21-46	7-15	11-13	4 23 27	17 16	60	10	20	6	0 6	7	FT ^{ts} 7-7 100%	
Technical Fouls: Kelly 2 nd 02:30														
GM FG 21-46 45.7%														
3P ^{ts} 7-15 46.7%														



2023-24 BOX SCORES

GAME 5 - vs. St. John's

San Juan, P.R. (Coliseo Guillermo Angulo) | Nov. 24, 2023

UCF - 61		Record: 5-0												
NO. Name	Min	FG	3P	FT	Rebounds	Fouls	TP	AS	TO	ST	Blocks	BS	BA	+/-
11 Achol Akot	F 28:50	4-10	0-0	1-1	2 11 13	1 3	9	2	4	1	0	0	0	6
24 Jayla Kelly	C 16:13	2-3	0-0	5-6	3 3 6	2 4	9	0	2	0	0	0	0	7
0 Laila Jewett	G 37:26	4-7	0-0	0-0	0 1 1	2 1	8	6	1	2	0	0	0	16
3 Kaitlin Peterson	G 40:00	5-17	2-7	0-1	0 4 4	2 4	12	0	0	0	0	0	0	13
10 Mya Burns	G 35:58	5-8	0-1	2-2	2 1 3	4 1	12	2	2	1	0	0	0	18
35 Khyala Ngodu	09:43	0-1	0-0	0-0	0 3 3	5 1	0	1	2	0	0	0	0	8
21 Timia Ware	10:05	1-2	0-1	0-0	0 0 0	1 0	2	1	1	1	0	0	0	0
22 Sierra Godbolt	03:23	0-0	0-0	0-0	0 0 0	1 0	0	0	0	0	0	0	0	-2
15 Taylor Gibson	17:44	0-0	0-0	1-1	1 1 2	2 1	9	0	0	0	0	0	0	-1
30 Morgan Robinson-Nwagwu	00:39	4-5	0-0	0-0	0 0 0	0 0	0	0	0	0	0	0	0	0
Team					2 0 2		0		2					
Totals		25-53	2-9	9-11	10 24 34	20 15	61	12	14	4	0	1	13	

Technical Fouls: NONE

Shooting By Period	
1 st FG%	8-14 57.1%
3PT%	0-3 0.0%
FT%	2-3 66.7%
2 nd FG%	5-13 38.5%
3PT%	1-1 100.0%
FT%	1-1 100.0%
3 rd FG%	7-14 50.0%
3PT%	0-2 0.0%
FT%	2-3 66.7%
4 th FG%	5-12 41.7%
3PT%	1-3 33.3%
FT%	4-4 100.0%
GM FG%	25-53 47.2%
3PT%	2-9 22.2%
FT%	9-11 81.8%

Dead Ball Rebounds: 0

St. John's (NY) - 48		Record: 2-4												
NO. Name	Min	FG	3P	FT	Rebounds	Fouls	TP	AS	TO	ST	Blocks	BS	BA	+/-
0 Amber Brown	F 37:49	1-4	0-0	0-0	2 5 7	2 3	2	3	1	1	0	0	0	-11
14 Jillian Archer	F 30:32	2-5	0-0	10-12	0 4 4	3 9	14	0	1	1	1	0	0	-23
1 Unique Drake	G 29:10	5-14	4-8	2-2	2 1 3	3 1	16	1	2	0	0	0	0	-5
23 BerNyah Mayo	G 36:41	5-14	1-8	3-4	0 2 2	2 6	14	3	2	1	0	0	0	-6
44 Tara Daye	G 19:02	0-1	0-1	0-0	1 2 3	0 0	0	0	3	0	0	0	0	-12
4 Skye Owen	13:15	0-2	0-0	0-0	0 0 0	1 0	0	0	3	0	0	0	0	-9
5 Jalalah Donald	19:57	1-3	0-1	0-0	0 0 0	1 0	2	0	0	0	0	0	0	-7
21 Phoenix Gedeon	11:40	0-0	0-0	0-0	0 3 3	3 1	0	0	2	1	0	0	0	8
3 Tyonna Bailey	01:54	0-1	0-1	0-0	0 0 0	0 0	0	0	0	0	0	0	0	0
Team					1 3 4		0		0					
Totals		14-44	5-19	15-18	6 20 26	15 20	48	7	14	4	1	0	13	

Technical Fouls: NONE

Shooting By Period	
1 st FG%	4-13 30.8%
3PT%	1-3 33.3%
FT%	3-4 75.0%
2 nd FG%	5-10 50.0%
3PT%	3-7 42.9%
FT%	0-0 0%
3 rd FG%	2-9 22.2%
3PT%	1-6 16.7%
FT%	5-6 83.3%
4 th FG%	3-12 25.0%
3PT%	0-3 0.0%
FT%	7-8 87.5%
GM FG%	14-44 31.8%
3PT%	5-19 26.3%
FT%	15-18 83.3%

Dead Ball Rebounds: 3

UCF		STJ	
Biggest lead	15 (4 th 2:41)	2 (1 st 6:39)	
Best Scoring Run	10 (1 st 2:03)	6 (1 st 6:39)	
Lead Changes	2		
Times Tied	2		
Time with Lead	37:52	00:51	
Points from Turnovers	UCF 15	STJ 9	
Paint	UCF 32	STJ 10	
Second Chance	UCF 10	STJ 4	
Fast Breaks	UCF 12	STJ 4	
Bench	UCF 11	STJ 2	
Period by Period Scoring	UCF 18 12 16 15 61	STJ 12 13 10 13 48	

GAME 6 - vs. Sacred Heart

San Juan, P.R. (Coliseo Guillermo Angulo) | Nov. 25, 2023

UCF - 69		Record: 6-0												
NO. Name	Min	FG	3P	FT	Rebounds	Fouls	TP	AS	TO	ST	Blocks	BS	BA	+/-
11 Achol Akot	F 31:39	6-7	0-0	0-2	4 8 12	2 3	12	2	4	1	1	0	0	15
24 Jayla Kelly	C 16:42	1-2	0-0	1-2	1 3 4	2 4	3	1	3	0	2	0	0	1
0 Laila Jewett	G 40:00	1-8	1-4	2-2	0 4 4	1 2	5	7	2	1	0	0	0	11
3 Kaitlin Peterson	G 38:18	11-18	4-6	6-6	0 6 6	2 4	32	0	1	1	1	0	0	13
10 Mya Burns	G 33:18	5-10	1-2	2-3	2 2 4	2 2	13	1	5	1	0	0	0	9
22 Sierra Godbolt	08:31	0-0	0-0	0-0	0 0 0	0 0	0	3	1	0	0	0	0	-8
15 Taylor Gibson	18:53	2-3	0-0	0-0	0 0 0	1 0	4	2	0	0	0	0	0	13
35 Khyala Ngodu	09:36	0-1	0-0	0-0	1 2 3	0 0	0	0	0	2	0	0	0	3
30 Morgan Robinson-Nwagwu	03:03	0-0	0-0	0-0	0 0 0	1 0	0	0	0	0	0	0	0	-2
Team					2 3 5		0		0					
Totals		26-49	6-12	11-15	10 28 38	14 15	69	16	16	6	4	0	11	

Technical Fouls: Bench 3rd 6:55

Shooting By Period	
1 st FG%	6-14 42.9%
3PT%	1-3 33.3%
FT%	2-2 100.0%
2 nd FG%	7-13 53.8%
3PT%	2-5 40.0%
FT%	3-3 100.0%
3 rd FG%	7-12 58.3%
3PT%	1-2 50.0%
FT%	6-10 60.0%
4 th FG%	6-10 60.0%
3PT%	2-2 100.0%
FT%	0-0 0%
GM FG%	26-49 53.1%
3PT%	6-12 50.0%
FT%	11-15 73.3%

Dead Ball Rebounds: 1

Sacred Heart - 58		Record: 4-3												
NO. Name	Min	FG	3P	FT	Rebounds	Fouls	TP	AS	TO	ST	Blocks	BS	BA	+/-
13 Emma Kirby	C 24:43	2-7	0-0	0-0	4 2 6	2 0	4	2	0	0	0	0	0	-9
1 Ny'Ceara Pryor	G 38:01	6-18	1-2	2-2	1 3 4	2 6	15	2	1	5	0	2	-13	
3 Amelia Wood	G 33:30	5-12	1-5	6-6	1 2 3	3 2	17	0	0	0	0	0	-2	
23 Sajada Bonner	G 36:41	4-16	2-8	1-2	0 2 2	2 1	11	0	3	2	0	2	-9	
24 Sierra Johnson	G 36:11	2-4	0-0	3-5	1 1 2	2 4	7	2	2	3	0	0	4	
10 Asia Owusu-Mensah	15:37	1-5	0-1	0-0	2 1 3	1 0	2	1	0	0	0	0	-16	
4 Nalyce Dudley	15:17	1-3	0-0	0-0	2 1 3	3 0	2	0	3	0	0	0	-2	
Team					7 4 11		0		0					
Totals		21-65	4-16	12-15	18 16 34	15 13	58	7	9	10	0	4	-11	

Technical Fouls: NONE

Shooting By Period	
1 st FG%	4-20 20.0%
3PT%	2-6 33.3%
FT%	1-2 50.0%
2 nd FG%	7-16 43.8%
3PT%	0-5 0.0%
FT%	2-3 66.7%
3 rd FG%	4-13 30.8%
3PT%	2-4 50.0%
FT%	9-10 90.0%
4 th FG%	6-16 37.5%
3PT%	0-1 0.0%
FT%	0-0 0%
GM FG%	21-65 32.3%
3PT%	4-16 25.0%
FT%	12-15 80.0%

Dead Ball Rebounds: 1

UCF		SHU	
Biggest lead	13 (4 th 3:02)	3 (1 st 9:38)	
Best Scoring Run	7 (2 nd 9:23)	6 (3 rd 6:55)	
Lead Changes	9		
Times Tied	4		
Time with Lead	30:52	06:41	
Points from Turnovers	UCF 11	SHU 17	
Paint	UCF 34	SHU 22	
Second Chance	UCF 7	SHU 13	
Fast Breaks	UCF 7	SHU 0	
Bench	UCF 4	SHU 4	
Period by Period Scoring	UCF 15 19 21 14 69	SHU 11 16 19 12 58	

GAME 7 - CAMPBELL

Orlando, Fla. (Addition Financial Arena) | Dec. 3, 2023

Campbell - 41		Record: 5-2												
NO. Name	Min	FG	3P	FT	Rebounds	Fouls	TP	AS	TO	ST	Blocks	BS	BA	+/-
14 Brittany Staves	F 30:16	2-4	0-0	0-0	2 2 4	2 1	4	0	2	0	0	0	0	2
32 Christabel Ezenmah	F 27:18	3-6	0-0	0-2	4 8 12	2 3	6	0	4	1	4	2	-8	
44 Svenia Nurenberg	F 34:51	1-5	0-1	0-0	2 4 6	2 2	2	1	4	3	0	0	0	-6
11 Shy Tuelie	G 36:01	5-10	2-4	0-0	0 3 3	3 1	12	1	2	1	0	0	0	-5
20 Gemma Nunez	G 33:23	3-4	1-1	0-0	0 5 5	2 3	7	3	6	1	1	1	0	
10 Sarah Fitzgerald	12:42	1-4	1-3	0-0	0 2 2	4 1	3	3	2	0	0	0	0	7
15 Audrey Fuller	13:48	2-6	1-4	0-0	0 0 0	2 0	5	0	3	1	1	0	0	3
22 Gianni Boone	11:41	1-3	0-0	0-0	0 1 1	0 0	2	1	1	0	0	0	0	2
Team					0 1 1		0		2					
Totals		18-42	5-13	0-2	8 26 34	17 11	41	9	26	7	6	4	-1	

Technical Fouls: NONE

Shooting By Period	
1 st FG%	4-13 30.8%
3PT%	2-5 40.0%
FT%	0-0 0%
2 nd FG%	9-14 64.3%
3PT%	2-4 50.0%
FT%	0-0 0%
3 rd FG%	1-7 14.3%
3PT%	0-0 0.0%
FT%	0-0 0%
4 th FG%	4-8 50.0%
3PT%	1-3 33.3%
FT%	0-2 0%
GM FG%	18-42 42.9%
3PT%	5-13 38.5%
FT%	0-2 0.0%

Dead Ball Rebounds: 1

UCF - 42		Record: 7-0																
NO.	Name	Min	FG		3P	FT	Rebounds		Fouls	TP	AS	TO	ST	Blocks		+/-		
			M	A	M	A	OR	DR	T					P	BS		BA	
11	Achol Akot	F 32:30	5-8	0-0	4-6	7	2	9	2	3	14	1	2	1	0	1	7	
24	Jayla Kelly	C 18:00	2-5	0-0	0-0	1	0	1	1	4	4	0	3	0	2	1	2	
0	Laila Jewett	G 33:53	1-4	1-3	0-0	0	1	1	1	2	3	5	2	0	0	0	-1	
3	Kaitlin Peterson	G 39:46	2-18	2-9	3-4	0	3	3	3	1	3	9	0	2	0	3	1	
10	Mya Burns	G 32:28	2-7	1-4	2-2	1	2	3	0	3	7	1	1	2	1	0	-10	
15	Taylor Gibson	03:03	0-2	0-0	0-0	0	0	0	0	0	0	0	1	0	0	0	2	
35	Khyala Ngodu	14:57	0-4	0-0	1-2	3	6	9	1	2	1	1	2	1	0	6	6	
22	Morgan Robinson-Nwagwu	07:41	1-3	0-1	2-3	0	1	1	0	2	4	0	1	1	0	0	-3	
32	Siera Godbolt	10:24	0-3	0-0	0-0	0	0	0	0	1	0	1	0	1	0	1	-2	
21	Timia Ware	03:49	0-1	0-0	0-0	0	1	1	1	0	0	0	1	0	0	0	-4	
14	Asia Todd	03:29	0-1	0-1	0-0	0	0	1	1	1	0	0	0	0	0	0	7	
Team						5		0		5	0		1					
Totals			13:56	4-18	12-17	17	17	34	11	17	42	7	17	10	4	6	1	

2023-24 BOX SCORES

GAME 9 - FLORIDA ATLANTIC

Orlando, Fla. (Addition Financial Arena) | Dec. 18, 2023

Fla. Atlantic - 59			Record: 5-5														
NO.	Name	Min	FG M-A	3P M-A	FT M-A	Rebounds OR DR TOT	Fouls PF FO	TP	AS	TO	ST	Blocks BS BA	+/	Shooting By Period			
30	Janeta Rozentale	F 28:19	5-7	3-3	3-4	0 7 7	4 4	16	3	2	0	1	0	7	1 st FG% 5-13 38.5%		
13	Evie Van Der Woude	C 07:48	1-2	0-0	0-0	0 0 0	1 0	2	0	0	0	0	0	-5	3PT% 4-6 66.7%		
1	Devyn Scott	G 21:34	1-5	0-2	0-0	0 1 1	1 2	2	1	6	1	0	0	-9	FT% 0-0 0%		
11	Mya Perry	G 36:45	6-12	4-6	2-3	1 2 3	1 2	18	4	4	2	0	1	1	2 nd FG% 4-8 50.0%		
24	Rose Caverly	G 35:07	3-7	3-6	2-2	0 3 3	3 1	11	4	0	0	0	0	-3	3PT% 3-4 75.0%		
22	Dyllan Hanna	17:20	1-1	0-0	0-2	2 1 3	2 1	2	0	1	1	0	1	8	FT% 3-5 60%		
23	Jada Moore	30:36	3-8	0-0	2-4	3 7 10	2 5	8	1	6	1	0	1	2	3 rd FG% 4-10 40.0%		
12	Allie Tyika	09:47	0-2	0-2	0-0	2 2 0	0 0	0	0	0	1	0	0	10	3PT% 1-3 33.3%		
21	Maria Myklebust	07:40	0-0	0-0	0-0	0 0 0	4 0	0	0	3	0	1	0	-5	FT% 1-4 25%		
33	Carlie Vick	05:04	0-1	0-1	0-0	0 0 0	0 0	0	0	0	0	1	0	-1	4 th FG% 7-14 50.0%		
Team						1 3 4		0	0						3PT% 2-7 28.6%		
Totals			20-45	10-20	9-15	7 26 33	18 15	59	13	22	5	4	2	1	FT% 9-15 60.0%		
Technical Fouls:NONE																	
Dead Ball Rebounds: 3, 0																	

UCF - 58		Record: 8-1																			
NO.	Name	Min	FG M-A	3P M-A	FT M-A	Rebounds OR DR TOT	Fouls PF FO	TP	AS	TO	ST	Blocks BS BA	+/-	Shooting By Period							
11	Achol Akot	F 26:12	2-5	0-0	2-2	4 5 9	5 2	6	0	1	2	0	-3	1 st FG%	5-19	26.3%					
24	Jayla Kelly	C 29:54	4-8	0-0	2-4	5 4 9	3 5	10	0	2	3	0	-7	3PT%	0-1	0.0%					
0	Laila Jewett	G 40:00	3-3	1-1	0-0	1 1 2	3 2	7	1	2	0	0	-1	2 nd FG%	7-18	38.9%					
3	Kaitlin Peterson	G 39:35	7-10	4-7	3-6	4 3 7	2 6	18	1	1	6	0	2	3PT%	0-4	0.0%					
10	Mya Burns	G 32:15	4-18	0-7	3-4	2 1 3	1 3	11	2	4	1	2	0	FT%	2-4	50%					
35	Khyala Ngodu	07:33	0-2	0-0	0-0	2 2 0	0 0	0	0	1	0	0	-8	3 rd FG%	6-16	37.5%					
15	Taylor Gibson	10:54	1-2	0-0	0-0	0 1 1	0 0	2	0	0	0	0	0	3PT%	2-6	33.3%					
21	Timia Ware	06:11	1-5	0-1	0-0	2 0 2	0 0	2	1	0	0	0	1	-9	FT%	4-8	50%				
14	Asia Todd	01:53	0-1	0-1	0-0	0 0 0	1 0	0	0	0	0	0	-5	4 th FG%	5-15	33.3%					
30	Morgan Robinson-Nwagwu	05:09	1-4	0-0	1-2	0 0 2	0 0	2	1	0	1	0	6	3PT%	0-4	0.0%					
22	Sierra Godbolt	00:25	0-0	0-0	0-0	0 0 0	0 0	0	0	0	0	0	-3	FT%	4-4	100%					
Team						3 3 6	0	1	0	0	0	0	0	GM FG%	23-68	33.8%					
Totals			23-68	2-15	10-16	22 21 43	15 18	58	6	12	13	2	4	-1	3PT%	2-15	13.3%				
														Technical Fouls:NONE							
														FT%				10-16	62.5%		
														Dead Ball Rebounds: 3, 0							

FAU		UCF		Points from Turnovers		Period by Period Scoring	
Biggest lead	7 (2 nd 9:48)	6 (3 rd 1:29)		1st	2nd	3rd	4th
Best Scoring Run	6 (1 st 2:35)	5 (3 rd 7:03)		FAU	14	14	10
Lead Changes	9	9		UCF	10	16	14
Times Tied	9	9					
Time with Lead	18:00	15:02					

GAME 10 - MORGAN STATE

Orlando, Fla. (Addition Financial Arena) | Dec. 19, 2023

Idaho St. - 50			Record: 5-5																										
NO.	Name	Min	FG	M-A	3P	M-A	FT	M-A	OR	DR	TR	Fouls	PF	FO	TP	AS	TO	ST	Blocks	BS	BA	+/-	Shooting By Period						
			24	4-12	0-0	0-0	0-0	6	7	13	3	0	8	0	3	1	2	1	-17				1 st FG%	5-13	38.5%				
4	Laura Bello	F	24:43	4-12	0-0	0-0	0-0	6	7	13	3	0	8	0	3	1	2	1	-17				3PT%	1-2	50.0%				
3	Finley Garnett	G	18:49	2-6	1-1	0-0	0-0	3	2	5	4	2	5	1	2	1	0	0	-5				FT%	1-2	50%				
5	Bride Burks	G	22:57	2-7	0-2	2-2	0-0	4	4	4	4	4	6	1	7	1	0	1	-26				2 nd FG%	5-15	33.3%				
11	Carsyn Boswell	G	28:44	1-11	1-6	0-0	0-0	0	1	1	2	0	3	0	2	0	0	0	-17				3PT%	3-8	37.5%				
12	Callie Bourne	G	28:42	4-9	3-5	2-4	1	5	6	3	4	13	3	3	1	0	0	-19				FT%	0-0	0%					
1	Kacey Spink		22:06	2-5	0-2	0-0	0-0	1	0	1	2	1	4	2	2	1	0	0	-17				3 rd FG%	5-18	27.8%				
13	Martyna Kowalska		10:50	1-2	0-0	0-0	0-0	1	0	1	0	0	2	0	0	0	0	-1				3PT%	2-5	40.0%					
22	Sophia Covello		18:14	0-3	0-2	0-0	0-0	0	0	0	2	1	0	1	0	0	0	11				FT%	3-4	75%					
21	Mia Flor		04:27	1-1	0-0	0-0	0-0	1	1	0	0	0	2	0	0	0	0	1				4 th FG%	3-13	23.1%					
24	Halle Wright		04:27	0-0	0-0	1-2	0-0	0	0	0	0	1	1	0	0	0	0	0				3PT%	0-4	0%					
3	Sydney Bevington		09:27	0-2	0-0	0-0	0-0	2	2	1	0	0	0	1	0	0	0	0				FT%	4-5	80%					
2	Camryn Collman		06:34	1-1	1-1	3-3	0	0	0	0	0	1	6	0	0	0	0	4				GM FG%	18-59	30.5%					
Team									0 4 4			0			0						3PT%			6-19	31.6%				
Totals			18-59			6-19			8-11			12 26 38			22 14			50 9			21 5			2 2 2			-17		
Technical Fouls:NONE																													
Dead Ball Rebounds: 1, 1																													

UCF - 67		Record: 7-3																
NO.	Name	Min	FG M-A	3P M-A	FT M-A	Rebounds OR DR TOT	Fouls PF FO	TP	AS	TO	ST	Blocks BS BA	4+	Shooting By Period				
15	Taylor Gibson	F 26:11	1-4	0-1	2-2	1 6 7	1 1	4	0	1	0	0	4	1 st FG% 5-17 29.4%				
20	Bryana Hardy	F 21:11	1-3	0-0	1-2	4 2 6	0 3	3	0	0	1	1	20	3PT% 0-3 0.0%				
0	Laila Jewett	G 29:05	2-13	2-5	6-6	0 5 5	1 6	12	0	2	2	0	26	FT% 13-16 81.3%				
10	Mya Burns	G 19:57	6-12	0-1	4-5	1 0 1	1 3	16	0	0	2	0	15	2 nd FG% 7-15 46.7%				
22	Rachel Ranke	G 13:32	0-3	0-2	0-0	0 4 4	2 0	0	1	1	1	0	11	3PT% 2-6 33.3%				
4	Kiera Brown	14:38	0-6	0-2	0-0	2 1 3	3 1	0	0	2	1	1	0	11	FT% 5-5 100%			
22	Sierra Godbolt	31:09	5-8	1-3	3-4	0 0 0	0 0	3	14	3	1	4	0	19	3 rd FG% 4-15 26.7%			
23	Anzhane Hutton	11:58	1-2	0-0	3-3	1 1 2	3 2	5	0	5	0	0	0	-1	3PT% 1-4 25.0%			
24	Ashley Foster	11:22	1-5	1-4	0-0	1 1 2	1 1	3	0	3	0	0	0	-10	FT% 2-2 100%			
3	Destiny Thomas	25:33	3-7	0-0	4-4	6 5 11	2 2	10	4	2	4	0	1	17	4 th FG% 4-17 23.5%			
5	Tiani Abrams	05:24	0-1	0-1	0-0	0 0 0	0 0	0	0	0	0	0	0	-8	3PT% 1-6 16.7%			
Team						3 5 8	0	0	0	0	0	0	0		FT% 3-3 100%			
Totals			20-64	4-19	23-26	19 30 49	14 22	67	8	17	14	2	2	17	GM FG% 20-64 31.3%			
			Technical Fouls:NONE													3PT% 4-19 21.1%		
																FT% 23-26 88.5%		

||
||
||



2023-24 BOX SCORES

GAME 13 - #11/12 KANSAS STATE

Orlando, Fla. (Addition Financial Arena) | Jan. 6, 2024

Kansas St. - 72			Record: 15-1 (3-0)														
NO.	Name	Min	FG M-A	3P M-A	FT M-A	Rebounds OR DR TOT	Fouls PF FD	TP	AS	TO	ST	Blocks BS BA	+/-	Shooting By Period			
50	Ayoka Lee	C 28:03	6-9	0-0	0-1	1 5 6	2 6 12	0	1	1	7	0	11	1st FG% 8-15 53.3%			
3	Jaelyn Glenn	G 36:02	7-7	2-2	0-0	0 3 3	1 1 16	2	1	4	0	0	16	3PT% 2-4 50.0%			
4	Serena Sundell	G 35:00	10-14	2-3	0-0	1 3 4	3 2 22	2	4	0	0	0	11	FT% 3-4 75%			
5	Brylee Glenn	G 11:37	1-1	0-0	0-0	0 2 2	1 1 2	1	0	0	0	0	11	2nd FG% 10-16 62.5%			
12	Gabby Gregory	G 29:25	3-9	0-4	3-4	1 2 3	0 5 9	3	0	0	1	0	7	3PT% 1-2 50.0%			
30	Gisela Sanchez	16:11	3-7	0-2	0-0	0 2 2	4 0 6	3	2	0	0	0	9	FT% 0-0 0%			
1	Zyanna Walker	19:18	0-4	0-2	0-0	0 1 1	4 0 5	1	2	1	0	1	11	3rd FG% 6-13 46.2%			
11	Taryn Sides	20:30	2-4	1-2	0-0	0 4 4	0 0 1	0	3	1	0	1	10	3PT% 1-6 16.7%			
32	Imani Lester	03:54	0-2	0-0	0-0	1 1 2	1 0 0	1	0	0	0	1	5	FT% 0-0 0%			
Team						0 2 2	0 0										
Totals			32:57	5-15	3-5	4 25 29	16 15 72	16	11	6	9	2	16	Technical Fouls: NONE			
															GM FG% 32-57 56.1%		
															3PT% 5-15 33.3%		
															FT% 3-5 60.0%		

UCF - 56		Record: 9-4 (0-3)																
NO.	Name	Min	FG	3P	FT	Rebounds	Fouls	TP	AS	TO	ST	Blocks			+/	Shooting By Period		
			M-A	M-A	M-A	OR DR TOT	PF	FD				BS	BA			1st	2nd	
11	Achol Akot	F 32:10	2-4	0-0	1-2	4 4 8	1 2 5	0 3 0	0 1	0 3	0 0	1 0	1 1	0 1	-14	1st FG%	6-14 42.9%	
24	Jayla Kelly	C 12:24	2-4	0-0	2-3	0 0 0	3 2 6	1 1 1	1 1	1 0	1 0	1 0	1 1	0 1	-8	FT%	2-4 50.0%	
0	Laila Jewett	G 28:28	3-8	0-0	3-4	0 1 1	2 2 9	3 1 0	22	1 2	1 0	2 1	0 2	2 16	-17	2nd FG%	3-15 20.0%	
3	Kaitlin Peterson	G 36:28	9-23	2-8	2-7	1 3 4	1 5 22	1 2 1	0 2	1 0	2 1	0 2	0 16	0 8	-16	3PT%	0-2 0.0%	
10	Mya Burns	G 14:53	1-1	1-1	1-1	0 3 3	4 1 4	0 2 1	0 2	1 0	0 0	0 0	0 8	0 8	-8	3rd FG%	5-15 33.3%	
35	Khyala Ngodu	25:40	3-6	0-0	2-2	1 4 5	0 1 8	1 1 0	1 1	0 0	1 0	0 1	0 8	0 8	-8	3rd FG%	4-12 33.3%	
30	Morgan Robinson-Nwagwu	26:30	1-4	0-1	0-0	2 4 6	2 3 2	3 1 2	0 3	1 2	0 1	0 1	0 6	0 6	-6	3PT%	3-5 60.0%	
14	Asia Todd	05:48	0-2	0-0	0-0	0 0 0	0 0 0	0 0 0	0 0	0 0	0 0	0 2	0 2	0 2	-2	FT%	3-4 75%	
22	Sierra Godbolt	01:00	0-0	0-0	0-0	0 0 0	0 0 0	0 0 0	0 0	1 0	0 0	0 0	0 5	0 5	-5	4th FG%	8-14 57.1%	
15	Taylor Gibson	02:41	0-1	0-1	0-0	0 0 0	2 0 0	0 0 0	0 0	0 0	0 2	0 2	0 2	0 2	-2	3PT%	0-3 0.0%	
42	Mary McMillan	13:59	0-2	0-1	0-0	0 1 1	0 0 0	4 1 1	0 4	1 1	0 0	0 0	0 6	0 6	-6	FT%	3-6 50%	
Team						4 3 7		0	0	0						GM FG%	21-55 38.2%	
Totals		21:55	3-12	1-11	11-19	12 23 35	15 16	56	13	6	2	9	-16			3PT%	3-12 25.0%	
Technical Fouls: NONE																		
Dead Ball Rebounds: 5, 0																		

KSU		UCF		Points from		KSU		UCF		Period by Period Scoring			
Biggest lead	23 (3rd 8:10)	2 (1st 9:31)	Turnovers	15	10	1st	2nd	3rd	4th	TOT			
Best Scoring Run	11 (3rd 8:10)	7 (3rd 6:25)	Paint	52	22	KSU	21	21	13	17	72		
Lead Changes	1		Second Chance	5	9	UCF	14	9	14	19	56		
Times Tied	1		Fast Breaks	8	8								
Time with Lead	37:59	01:07	Bench	11	10								

GAME 14 - at Cincinnati

Cincinnati, Ohio (Fifth Third Arena) | Jan. 10, 2024

UCF - 63		Record: 9-5 (0-4)																
NO.	Name	Min	FG	3P	FT	Rebounds	Fouls	TP	AS	TO	ST	Blocks	BS	BA	+/	Shooting By Period		
			M-A	M-A	M-A	OR DR TOT	PF	FD								1 st FG%	1-17	29.4%
11	Achol Akot	F 24:51	6-6	0-0	1-3	3 2 5	4	2	13	0	0	0	0	0	3	3PT%	1-6	16.7%
24	Jayla Kelly	C 05:13	0-1	0-0	0-0	0 0 0	0	0	0	0	0	0	0	0	0	FT%	1-2	50%
0	Laila Jewett	G 28:12	2-7	0-3	0-0	1 1 2	3	1	4	1	2	0	0	0	1	2 nd FG%	2-9	22.2%
3	Kaitlin Peterson	G 40:00	10-26	3-11	12-15	2 3 5	1	9	35	2	3	1	0	1	-1	3PT%	1-5	20.0%
10	Mya Burns	G 21:04	2-7	0-1	0-0	1 2 3	3	1	4	1	2	1	0	0	-4	FT%	6-9	66.7%
35	Khyala Ngodu	19:28	0-1	0-0	0-0	1 7 8	5	0	0	0	0	3	0	0	-4	3 rd FG%	9-18	50.0%
22	Sierra Godbolt	03:39	0-1	0-0	0-0	0 0 0	0	1	0	0	0	0	0	0	0	3PT%	1-4	25.0%
30	Morgan Robinson-Nwagwu	19:23	1-5	0-1	0-2	4 3 7	2	2	2	1	1	0	0	2	3	4 th FG%	7-15	46.7%
42	Mary McMillan	11:10	0-3	0-2	0-0	0 0 0	0	0	1	0	1	0	0	1	-5	3PT%	0-3	0.0%
15	Taylor Gibson	23:32	2-2	0-0	1-1	0 0 0	1	1	5	0	1	0	0	1	0	FT%	6-8	75%
14	Asia Todd	01:29	0-0	0-0	0-0	0 0 0	0	0	0	1	0	0	0	0	-1	GM FG%	23-59	39.0%
25	Femi Funeus	01:59	0-0	0-0	0-0	0 0 1	1	0	0	0	1	0	0	0	-1	3PT%	3-18	16.7%
Team						0 0 0				6	15	5	3	4	-1	FT%	14-21	66.7%
Totals		23:59	3-18	1-4	12-19	12 19 31	20	18	63	6	15	5	3	4	-1			
Technical Fouls: Peterson 4th 0:50																		
Dead Ball Rebounds: 7, 3																		

Cincinnati - 64		Record: 9-6 (1-3)																										
		FG		3P		FT		Rebounds		Fouls		TP		AS		TO		ST		Blocks		BS		BA		+/-		
NO. Name		Min	M-A	M-A	M-A	M-A	M-A	OR	DR	TOT	PF	FD																
20	Jillian Hayes	F 27:18	4-10	1-1	3-5	5	4	9	2	7	12	3	1	0	0	1	0	1	0	1	0	1	0	1	0	1	-5	
22	Malea Williams	F 32:47	7-11	2-6	1-2	3	8	11	3	2	17	3	1	1	2	0	1	2	0	12	1	1	2	0	12	1	0	-1
3	Reagan Jackson	G 19:14	1-9	0-2	0-0	0	1	1	3	0	2	1	2	0	0	0	0	0	0	-1								
5	Brylyn Milton	G 27:42	4-8	4-8	0-0	1	1	2	5	1	12	3	4	0	0	0	0	0	4									
34	Ariel Jackson	G 29:46	2-8	0-1	4-6	2	3	5	0	5	8	0	2	1	0	1	0	1	8									
42	Clarissa Craig	15:34	2-4	0-0	1-1	1	0	1	1	2	5	0	1	1	0	1	1	0	0									
10	Brianna Byars	11:58	0-2	0-0	0-0	0	1	1	0	0	0	0	0	0	1	1	1	1	-7									
11	Ta'Ziah Jenks	28:13	3-8	1-1	1-2	2	2	4	3	2	8	1	4	1	1	0	1	0	-5									
6	Alcha Dia	07:28	0-0	0-0	0-0	0	0	0	0	0	0	0	0	2	0	0	0	0	-6									
Team						0	0	0		0	0																	
Totals		23:60	8-19	10-16	14	20	34	19	19	64	11	17	5	4	3	1												
Technical Fouls:Jenks 4th 0:50																												
Dead Ball Rebounds: 7, 4																												

UCF		CIN		Points from		UCF		CIN		Period by Period Scoring			
Biggest lead	2 (1st 3:42)	11 (3rd 4:18)	Turnovers	13	13	1st	2nd	3rd	4th	TOT			
Best Scoring Run	7 (1st 3:42)	10 (1st 0:18)	Paint	38	20	UCF	12	11	20	63			
Lead Changes	4		Second Chance	11	19								
Times Tied	3		Fast Breaks	5	6								
Time with Lead	01:24	35:10	Bench	7	13								

GAME 15 - #24 WEST VIRGINIA

Orlando, Fla. (Addition Financial Arena) | Jan. 13, 2024

West Virginia - 76			Record: 14-2 (3-2)																																						
NO.	Name	Min	FG	3P	FT	Rebounds	Fouls	TP	AS	TO	ST	Blocks	BS	BA	+/	Shooting By Period																									
			M-A	M-A	M-A	OR	DR	TOT	PF	FD						1st	FG	%																							
14	Kylee Blacksten	F 15:52	3-6	1-4	1-1	0	1	1	5	3	8	0	2	2	0	0	1st	FG	8-16 50.0%																						
10	Jordan Harrison	G 30:53	7-14	1-3	4-5	1	4	5	4	7	19	3	5	3	0	1	3PT	1-4 25.0%																							
11	Jayla Quinley	G 25:53	7-19	2-4	5-5	0	0	1	3	21	4	2	0	0	1	5	FT	2-2 100%																							
23	Curran Fields	G 38:50	5-10	3-5	0-0	0	3	3	4	1	8	1	2	0	0	1	2nd	FG	16-17 93.3%																						
32	Kyah Watson	G 31:09	3-0	0-0	2-2	1	5	6	3	2	8	1	5	3	0	0	3rd	FG	2-5 40.0%																						
21	Tavy Diggs	08:37	2-2	0-0	0-0	0	1	1	2	0	4	0	0	0	0	0	FT	3-4 75%																							
00	Jayla Hemingway	24:59	0-5	0-1	1-4	3	0	3	1	1	2	0	0	0	0	12	3rd	FG	2-3 66.7%																						
13	Messiah Hunter	08:29	0-2	0-0	0-0	1	0	1	1	0	0	0	2	0	0	0	FT	3-5 60%																							
8	Danelle Arigbabu	15:53	1-1	0-0	0-0	0	1	1	3	0	2	0	0	0	0	4	4th	FG	5-12 41.7%																						
Team						6			3			0			0			3PT	2-5 40.0%																						
																		FT	6-8 100%																						
Totals			28:62			7-17			13-17			12			18			27			76			11			17			13			0			2			NONE		
																	Technical Fouls						2																		
																	GM Fouls						28-62			45.2%															
																	FT						7-17			41.2%															
																	FT%						13-17			76.5%															
																	3PT						2-5			40%															
																	3PT%						1-4			25%															
																	BS						2-2			100%															
																	BA						0-1			0%															
																	+/						1-5			20%															
																	1st						8-16			50.0%															
																	2nd						16-17			93.3%															
																	3rd						2-5			40.0%															
																	4th						5-12			41.7%															
																	3PT						2-5			40.0%															
																	FT						6-8			100%															
																	GM						28-62			45.2%															
																	FT						7-17			41.2%															
																	FT%						13-17			76.5%															
																	3PT						2-5			40%															
																	3PT%						1-4			25%															
																	BS						2-2			100%															
																	BA						0-1			0%															
																	+/						1-5			20%															
																	1st						8-16			50.0%															
																	2nd						16-17			93.3%															
																	3rd						2-5			40.0%															
																	4th						5-12			41.7%															
																	3PT						2-5			40.0%															
																	FT						6-8			100%															
																	GM						28-62			45.2%															
																	FT						7-17			41.2%															
																	FT%						13-17			76.5%															
																	3PT						2-5			40%															
																	3PT%						1-4			25%															
																	BS						2-2			100%															
																	BA						0-1			0%															
																	+/						1-5			20%															
																	1st						8-16			50.0%															
																	2nd						16-17			93.3%															
																	3rd						2-5			40.0%															
																	4th						5-12			41.7%															
																	3PT						2-5			40.0%															
																	FT						6-8			100%															
																	GM						28-62			45.2%															
																	FT						7-17			41.2%															
																	FT%						13-17			76.5%															
																	3PT						2-5			40%															
																	3PT%						1-4			25%															
																	BS						2-2			100%															
																	BA						0-1			0%															
																	+/						1-5			20%															
																	1st						8-16			50.0%															
																	2nd						16-17			93.3%															
																	3rd						2-5			40.0%															
																	4th						5-12			41.7%															
																	3PT						2-5			40.0%															
																	FT						6-8			100%															
																	GM						28-62			45.2%															
																	FT						7-17			41.2%															
																	FT%						13-17			76.5%															
																	3PT						2-5			40%															
																	3PT%						1-4			25%															
																	BS						2-2			100%															
																	BA						0-1			0%															
																	+/						1-5			20%															
																	1st						8-16			50.0%															
																	2nd						16-17			93.3%															
																	3rd						2-5			40.0%															
																	4th						5-12			41.7%															
																	3PT						2-5			40.0%															
																	FT						6-8			100%															
																	GM						28-62			45.2%															
																	FT						7-17			41.2%															
																	FT%						13-17			76.5%															
																	3PT						2-5			40%															
																	3PT%						1-4			25%															
																	BS						2-2			100%															
																	BA						0-1			0%															
																	+/						1-5			20%															
																	1st						8-16			50.0%															
																	2nd						16-17			93.3%															
																	3rd						2-5			40.0%															
																	4th						5-12			41.7%															
																	3PT						2-5			40.0%															
																	FT						6-8			100%															
																	GM						28-62			45.2%															
																	FT						7-17			41.2%															
																	FT%						13-17			76.5%															
																	3PT						2-5			40%															
																	3PT%						1-4			25%															
																	BS						2-2			100%															
																	BA						0-1			0%															
																	+/						1-5			20%															
																	1st						8-16			50.0%															
																	2nd						16-17			93.3%															
																	3rd						2-5			40.0%															
																	4th						5-12			41.7%															
																	3PT						2-5			40.0%															
																	FT						6-8			100%															
																	GM						28-62			45.2%															
																	FT						7-17			41.2%															
																	FT%						13-17			76.5%															
																	3PT						2-5			40%															
																	3PT%						1-4			25%															
																	BS						2-2			100%															
																	BA						0-1			0%															
																	+/						1-5			20%															
																	1st						8-16			50.0%															
																	2nd						16-17			93.3%															
																	3rd						2-5			40.0%															
																	4th						5-12			41.7%															
																	3PT						2-5			40.0%															
																	FT						6-8			100%															
																	GM						28-62			45.2%															
																	FT						7-17			41.2%															
																	FT%						13-17			76.5%															
																	3PT						2-5			40%															
																	3PT%						1-4			25%															
																	BS						2-2			100%															
																	BA						0-1			0%															
																	+/						1-5			20%															
																	1st						8-16			50.0%															
																	2nd						16-17			93.3%															
																	3rd						2-5			40.0%															
																	4th						5-12			41.7%															
																	3PT						2-5			40.0%															
																	FT						6-8			100%															
																	GM						28-62			45.2%															
																	FT						7-17			41.2%															
																	FT%						13-17			76.5%															
																	3PT						2-5			40%															
																	3PT%						1-4			25%															
																	BS						2-2			100%															
																	BA						0-1			0%															
																	+/						1-5			20%															
																	1st						8-16			50.0%															
																	2nd						16-17			93.3%															
																	3rd						2-5			40.0%															
																	4th						5-12			41.7%															
																	3PT						2-5			40.0%															
																	FT						6-8			100%															
																	GM						28-62			45.2%															
																	FT						7-17			41.2%															
																	FT%						13-17			76.5%															
																	3PT						2-5			40%															
																	3PT%						1-4			25%															
																	BS						2-2			100%															
																	BA						0-1			0%															
																	+/						1-5			20%															
																	1st						8-16			50.0%															
																	2nd						16-17			93.3%															
																	3rd						2-5			40.0%															
																	4th						5-12			41.7%															
																	3PT						2-5			40.0%															
																	FT						6-8			100%															
																	GM						28-62			45.2%															
																	FT						7-17			41.2%															
																	FT%						13-17			76.5%															
																	3PT						2-5			40%															
																	3PT%						1-4			25%															
																	BS						2-2			100%															
																	BA						0-1			0%															
																	+/						1-5			20%															
																	1st						8-16			50.0%															
																	2nd						16-17			93.3%															
																	3rd						2-5			40.0%															
																	4th						5-12			41.7%															
																	3PT						2-5			40.0%															
																	FT						6-8			100%															
																	GM						28-62			45.2%															
																	FT						7-17			41.2%															
																	FT%						13-17			76.5%															
																	3PT						2-5			40%															
																	3PT%						1-4			25%															
																	BS						2-2			100%															
																	BA						0-1			0%															
																	+/						1-5			20%															
																	1st						8-16			50.0%															
																	2nd						16-17			93.3%															
																	3rd						2-5			40.0%															
																	4th						5-12			41.7%															
																	3PT						2-5			40.0%															
																	FT						6-8			100%															
																	GM						28-62			45.2%															
																	FT						7-17			41.2%															
																	FT%						13-17			76.5%															
																	3PT						2-5			40%															
																	3PT%						1-4			25%															
																	BS						2-2			100%															
																	BA						0-1			0%															
																	+/						1-5			20%															
																	1st						8-16			50.0%															
																	2nd						16-17			93.3%															
																	3rd						2-5			40.0%															
																	4th						5-12			41.7%															
																	3PT						2-5			40.0%															
																	FT						6-8			100%															
																	GM						28-62			45.2%															
																	FT						7-17			41.2%															
																	FT%						13-17			76.5%															
																	3PT						2-5			40%															
																	3PT%						1-4			25%															
																	BS						2-2			100%															
																	BA						0-1			0%															
																	+/						1-5			20%															
																	1st						8-16			50.0%															
																	2nd						16-17			93.3%															
																	3rd						2-5			40.0%															
																	4th						5-12			41.7%															
																	3PT						2-5			40.0%															
																	FT						6-8			100%															
																	GM						28-62			45.2%															
																	FT						7-17			41.2%															
																	FT%						13-17			76.5%															
																	3PT						2-5			40%															
																	3PT%						1-4			25%															
																	BS						2-2			100%															
																	BA						0-1			0%															
																	+/						1-5			20%															
																	1st						8-16			50.0%															
																	2nd						16-17			93.3%															
																	3rd						2-5			40.0%															
																	4th						5-12			41.7%															
																	3PT						2-5			40.0%															
																	FT						6-8			100%															
																	GM						28-62			45.2%															
																	FT						7-17			41.2%															
																	FT%						13-17			76.5%															
																	3PT						2-5			40%															
																	3PT%						1-4			25%															
																	BS						2-2			100%															
																	BA						0-1			0%															
																	+/						1-5			20%															
																	1st						8-16			50.0%															
																	2nd						16-17			93.3%															
																	3rd						2-5			40.0%															
																	4th						5-12			41.7%															
																	3PT						2-5			40.0%															

2023-24 BOX SCORES

GAME 17 - at TCU

Fort Worth, Texas (Addition Financial Arena)| Jan. 23, 2024

UCF - 60		Record: 9-3 (0-7)																
NO. NAME		Min	FG M-A	3P M-A	FT M-A	Rebounds OR DR TOT	Fouls PF FO	TP AS	ST TO	Blocks BS BA	+/-	Shooting By Period						
33 Khylah Ngodu	C	14:10	0-3	0-0	0-0	0 1 1	1 0	0	1	0	0	2	1	16	1st	FG%	5-13	38.5%
0 Laila Jewett	G	27:45	2-6	1-4	2-2	0 5 5	0	7	5	3	1	0	0	-12	3PT%	1-4	25.0%	
3 Kaitlin Peterson	G	39:14	7-17	1-5	7-10	1 4 5	2 7	22	2	3	4	0	0	-5	FT%	4-5	80.0%	
10 Mya Burns	G	33:18	7-11	1-2	2-2	3 5 8	5	12	0	1	1	0	-9	2nd	FG%	7-16	43.8%	
30 Morgan Robinson-Nwagwu	G	26:57	3-6	0-2	2-2	3 5 3	3	1	8	1	2	1	0	-5	3PT%	0-3	0.0%	
															FT%	2-2	100%	
14 Asia Todd		04:46	0-0	0-0	0-0	0 0 0	0 0	0	0	1	0	0	-3	3rd	FG%	7-11	63.6%	
11 Achol Aoki		05:26	0-0	0-0	0-0	1 2 3	0 0	0	0	1	0	0	-6	24	3PT%	2-4	50.0%	
15 Taylor Gibson		11:24	1-1	0-0	0-0	0 1 1	1 0	2	1	1	1	0	-4	35	FT%	6-9	66.7%	
21 Timia Ware		03:14	0-1	0-1	0-0	0 1 0	0 0	0	0	1	0	0	-4	4th	FG%	2-9	22.2%	
22 Sierra Godbolt		26:51	0-0	0-0	2-2	1 2 3	1 3	2	1	4	0	0	16	3PT%	0-3	0.0%		
24 Jayla Kelly		06:56	1-4	0-0	0-0	1 2 3	1 2	2	1	1	0	1	6	FT%	6-6	100%		
Team						2 0 2	0	0	2	1	0	0		GM	FG%	21-49	42.9%	
Totals			21-49	13-34	15-18	11 23 34	15 18	60	12	8	5	2	-6	3PT%	3-14	21.4%		
															FT%	15-18	83.3%	

TCU - 66		Record: 15-24 (3-4)																			
NO. Name	Min	FG M A	3P M A	FT M A	Rebounds OR DR	Fouls FF FO	TP M A	AS	TO	ST	Blocks BS BA	+/-	Shooting By Period								
23 Aaliyah Roberson	37:04	8-10	1-1	0-0	3	4	4	1	17	1	5	0	1	2	6	1st FG% 11-17	74.7%				
2 Tara Manumaleiga	G 35:40	3-9	1-5	0-0	1	1	2	0	7	3	1	0	0	8		3PT% 0-7	71.4%				
5 Una Jovanovic	G 34:39	4-8	2-2	1-2	0	3	3	4	2	11	2	1	0	0	1	2nd FG% 3-11	27.3%				
21 Agnes Emma-Nnoku	G 28:30	2-7	0-4	6-7	2	6	8	4	6	10	2	2	2	0	1	3PT% 0-5	0.0%				
55 Victoria Flores	G 34:33	3-10	1-4	0-0	1	1	2	7	5	4	4	1	0	1	0	FT% 0-0	0.0%				
25 Sydney Harris	21:25	4-9	3-8	3-3	1	3	4	1	13	0	0	0	0	0	-17	3rd FG% 5-16	31.3%				
14 Jade Clack	07:01	0-0	0-0	0-0	0	1	1	0	0	2	0	0	0	0	2	3PT% 3-2	25.0%				
4 Sarah Sylvester	01:08	0-1	0-1	0-0	0	0	0	0	0	0	0	0	0	0	1	FT% 5-5	100%				
Team					2	4	6		0	0						4th FG% 5-10	50.0%				
Totals		24-54	8-25	10-12	8	20	28	18	14	66	19	15	7	2	5	6	3PT% 0-1	0.0%			
Technical Fouls: NONE																					
FT% 5-7																		71.4%			

	UCF	TCU	Points from	UCF	TCU	Period by Period Scoring					
Biggest lead	5 (4 th 8:05)	16 (1 st 3:17)	Turnovers	21	28	1st2nd3rd4thTOT					
Best Scoring Run	10 (3 rd 2:36)	9 (4 th 0:08)	Paint	26	32	UCF	15	16	19	10	60
Lead Changes	2	7	Second Chance	13	4						
Times Tied	6		Fast Breaks	14	10	TCU	27	6	18	15	66
Time with Lead	09:38	28:45	Bench	6	14						

GAME 18 - HOUSTON

Orlando, Fla. (Addition Financial Arena) | Jan. 27, 2024

Houston - 87		Record: 11-9 (2-7)																
NO.	Name	Min	FG		3P		FT	Rebounds		Fouls		TP	AS	TO	ST	Blocks		+/-
			M-A	M-A	M-A	OR		DR	TP	PF	BS					BA		
1	Bria Patterson	F 25:06	3-6	1-2	1-3	1	4	5	3	3	3	8	0	1	1	0	1	-8
2	Kaymryn Jones	F 08:47	1-1	0-0	0-0	0	1	0	1	5	0	2	1	0	0	1	0	-3
34	Peyton McFarland	F 13:47	1-2	0-0	0-0	0	1	1	2	5	0	2	0	0	0	0	7	1
5	N'Yah Boyd	G 36:34	6-14	1-4	6-7	4	0	4	4	2	5	19	2	1	0	1	1	-24
14	Laila Blair	G 23:00	6-15	3-5	2-2	1	3	4	5	3	17	2	5	0	0	0	0	2
10	Britney Onyeje	21:59	2-9	1-6	0-0	1	2	3	3	1	5	2	1	2	1	0	1	1
33	Logyn McNeil	16:09	0-0	0-0	0-2	1	0	1	3	1	0	1	3	1	0	0	0	-16
21	Maliyah Johnson	29:26	4-7	2-3	4-5	1	1	2	1	4	10	0	5	3	0	0	0	1
2	Kierra Hernandez	17:29	6-12	2-2	0-0	2	1	0	0	0	14	1	0	2	0	0	1	9
30	Djessira Diawara	15:04	1-1	0-0	2-2	0	1	1	5	1	4	0	1	0	0	0	4	4
24	Shelieve Aaron	11:23	3-3	0-2	0-0	2	0	0	0	0	0	0	0	0	0	0	2	2
31	Ashli Thompson	03:50	0-1	0-0	0-2	0	0	0	0	0	1	0	1	0	0	0	0	0
32	Amari Conn	02:27	0-0	0-0	0-0	0	2	2	0	0	0	0	0	0	0	0	0	-2
Team							5		4		9		8		9		11	
Totals			31:71	10:24	15:23	14	23	37	32	19	87	9	18	11	3	3	-5	
Technical Fouls: NONE																		
Shooting By Period																		
1 st FG% 9-21 42.9%																		
3PT% 3-6 50.0%																		
FT% 4-4 100%																		
2 nd FG% 8-14 57.1%																		
3PT% 3-7 42.9%																		
FT% 1-3 33.3%																		
3 rd FG% 6-11 54.5%																		
3PT% 3-5 60.0%																		
FT% 1-4 25.0%																		
4 th FG% 5-15 33.3%																		
3PT% 1-4 25.0%																		
FT% 8-10 80.0%																		
OT FG% 1-10 30.0%																		
3PT% 2-5 40.0%																		
FT% 1-2 50.0%																		
GM FG% 31-71 43.7%																		
3PT% 10-24 41.7%																		
FT% 15-23 65.2%																		

UCF - 92		Record: 10-8 (1-7)																
NO.	Name	Min	FG	3P	FT	Rebounds	Fouls	TP	AS	TO	ST	Blocks	+/-	Shooting By Period				
			M-A	M-A	M-A	OR	DR	2T	PF	FD		BS	A	1st	2nd	3rd		
35	Khyala Ngodu	39:28	10-12	0-0	5-7	3	9	12	4	5	25	0	3	1	3	0	8	
0	Laila Jewett	G 33:54	2-8	1-4	5-6	0	1	1	2	5	10	4	5	0	1	1	10	
0	Katrin Peterson	G 44:02	7-17	2-5	11-14	0	0	0	0	28	27	3	1	0	1	2	5	
10	Mya Burns	G 40:31	4-11	0-2	6-9	2	4	6	5	8	14	4	1	1	0	0	10	
30	Morgan Robinson-Nwagwu	G 43:38	4-7	0-0	4-4	2	8	10	3	5	12	5	6	4	0	0	7	
24	Jayla Kelly	00:46	0-1	0-0	0-0	0	0	0	1	0	0	0	0	0	0	0	-1	
21	Timia Ware	12:33	1-2	0-0	2-2	0	1	1	1	1	4	0	1	0	0	0	3	
11	Taylor Gibson	04:46	0-0	0-0	0	0	0	1	1	0	0	0	1	0	0	0	0	
15	Achol Akot	04:29	0-0	0-0	0	0	0	0	0	0	0	0	0	0	0	0	-5	
22	Sierra Godbolt	00:22	0-0	0-0	0-0	0	0	0	0	0	0	1	0	0	0	0	-4	
14	Asia Todd	00:31	0-1	0-0	0-0	0	0	0	0	0	0	0	0	0	0	0	0	
Team						4		6		10								
Totals			28:59		3-11	33-42	12	29	41	19	32	92	16	18	8	3	3	5
														1st FG% 3-14 21.4%				
														3PT% 0-4 0.0%				
														FT% 11-14 78.6%				
														2nd FG% 10-16 62.5%				
														3PT% 1-2 50.0%				
														FT% 6-7 85.7%				
														3rd FG% 1-10 40.0%				
														3PT% 4-12 50.0%				
														FT% 7-8 87.5%				
														4th FG% 7-14 50.0%				
														3PT% 1-3 33.3%				
														FT% 3-5 60%				
														OT FG% 4-5 80.0%				
														3PT% 0-0 0.0%				
														FT% 6-8 75%				

	HOU	UCF	Points from	HOU	UCF	Period by Period Scoring						
Biggest lead	8 (1 st 0:01)	8 (1 st 7:09)	Turnovers	30	9	HOU	1st	2nd	3rd	4th	OT1	TOT
Best Scoring Run	10 (1 st 2:23)	7 (2 nd 2:39)	Paint	28	50		25	18	16	19	9	87
Lead Changes	1	2	Second Chance	16	9	UCF	17	27	16	18	14	92
Times Tied	9		Fast Breaks	12	22							
Time with Lead	15:26	23:59	Bench	39	4							

GAME 19 - at 23/23 West Virginia

Morgantown, W. Va. (WVU Coliseum) | Jan. 30, 2024

UCF - 43		Record: 10-9 (1-8)																
NO.	NAME	Min	FG	3P	FT	Rebounds	Fouls	TP	AS	TO	ST	Blocks	+/-	Shooting By Period				
			M	A	M	A	O	D	ST	FF	FD	BS	BA					
35	Khyala Ngode	C 28:18	1-6	0-0	0-1	0	5	5	1	2	2	0	0	0	-25	1st FG:	2-15 13.3%	
0	Laila Jewett	G 07:24	1-2	0-0	0	0	0	0	0	2	1	0	0	0	-11	3PT:	0-5 0.0%	
3	Kaitlin Peterson	G 29:23	4-12	3-7	2-2	0	1	1	2	13	0	3	2	0	-63	FT:	0-0 0%	
10	Mya Burns	G 24:06	1-4	0-0	1-4	1	4	1	5	4	3	0	3	1	0	-16	2nd FG:	4-11 36.4%
30	Morgan Robinson-Nwagwu	G 24:17	1-6	0-1	2-2	2	2	4	1	2	1	4	1	3	2	0	3PT:	0-2 0.0%
																FT:	1-5 20.0%	
21	Timia Ware	11:40	0-3	0-1	0-2	0	0	0	2	2	0	0	1	0	0	-12	3rd FG:	6-12 50.0%
22	Sierra Godbolt	23:41	0-1	0-1	1-2	0	2	2	1	4	1	3	3	1	0	-26	3PT:	2-4 50.0%
11	Achol Acol	11:30	0-1	0-0	0	0	1	0	1	3	0	0	3	0	0	-19	FT:	4-6 66.7%
24	Jayla Kelly	06:16	3-5	0-0	1	1	2	2	0	6	0	0	1	0	1	4	4th FG:	4-16 25.0%
42	Mary McMillan	03:51	0-0	0-0	0	0	0	0	0	0	0	1	0	0	0	-3	3PT:	3-6 50.0%
15	Taylor Gibson	09:28	0-0	0-0	0-0	0	0	0	1	1	0	0	0	0	0	-16	FT:	1-4 25%
14	Asia Todd	08:53	2-4	2-3	0-0	0	0	0	2	0	6	1	0	0	1	-6	GM FG:	16-54 29.6%
25	Megan Funeus	11:14	3-4	0-0	0-2	0	2	2	0	2	6	0	0	0	0	-10	3PT:	5-17 29.4%
																FT:	6-15 40.0%	
Team																		
Totals			16-54	5-17	6-15	8	0	4	22	20	16	43	6	22	8	3	7	-41
															Dead Ball Rebounds: 10-4			

West Virginia - 84			Record: 19-2 (7-2)										Team Season Totals									
NO.	Name	Min	FG M-A	3P M-A	FT M-A	Rebounds OR DR	Fouls PF FT	TP	AS	TO	ST	Blocks BS BA	V+	Shooting By Period								
14	Kylee Blacksten	22:59	1-5	1-2	2-4	3	1	4	3	4	0	3	0	1	0	20	1st FG%: 6-10 60.0%					
10	Jordan Harrison	30:45	2-7	1-5	5-7	1	5	6	1	5	10	5	3	4	0	34	3PT%: 2-3 66.7%					
11	Ja'Naiya Quinley	29:14	10-14	2-5	4-4	0	2	2	3	26	4	1	0	0	0	28	FT%: 4-5 80%					
23	Laurien Fields	30:27	10-14	2-5	4-4	0	2	2	3	26	4	1	0	0	0	28	1st FG%: 7-16 43.8%					
32	Kyah Walton	31:13	4-7	0-0	1-2	1	9	10	3	2	9	3	4	3	1	31	3PT%: 2-6 33.3%					
21	Jayla Aringibay	10:16	1-1	0-0	2-2	1	1	2	0	1	4	2	0	0	0	29	FT%: 5-8 62.5%					
20	Taviy Diggins	34:4	0-0	0-0	0-0	0	1	1	4	0	1	0	0	0	0	29	3rd FG%: 8-17 47.1%					
8	Danele Hengibay	10:50	2-5	0-0	3-3	2	2	4	1	3	7	1	0	2	0	12	3PT%: 3-8 37.5%					
13	Messiah Hunter	09:16	1-3	0-0	0-0	0	3	3	2	0	2	0	1	0	2	10	FT%: 4-7 57.1%					
Team						0	0	0		0		1					4th FG%: 8-13 61.5%					
Totals			29-56	7-18	19-26	9	26	35	16	20	84	16	9	7	3	41	3PT%: 0-1 0.0%					
Technical Fouls: NONE																						
GM FG%: 29-56 51.8%																						

	UCF	WVU	Points from Turnovers	UCF	WVU	Period by Period Scoring					
Biggest lead	0 (1 st 10:00)	41 (4 th 0:27)	Turnovers	7	26		1 st	2 nd	3 rd	4 th	TOT
Best Scoring Run	6 (3 rd 7:22)	14 (2 nd 5:57)	Paint	16	44	UCF	4	9	18	12	43
Lead Changes			Second Chance	6	11						
Times Tied	0		Fast Breaks	10	18	WVU	18	21	23	22	84
Time with Lead	00:00	37:43	Bench	19	19						

GAME 20 - IOWA STATE

Orlando, Fla. (Addition Financial Arena) | Feb. 3, 2024

East Carolina - 68			Record: 15-8 (6-4)																	
NO.	Name	Min	FG M-A	3P M-A	FT M-A	Rebounds OR DR	Fouls PF	TP PP	AS	TO	ST	Blocks BS	+/-	Shooting By Period						
12	Morgan Moseley	31:16	5-9	1-1	0-1	3	4	7	3	6	11	2	0	0	11	1 st FG%: 8-19	42.1%			
23	Amiya Joyner	35:28	4-10	0-0	2-2	3	8	11	3	1	10	3	2	2	12	3 rd FT%: 0-0	0.0%			
1	Micah Dennis	G 31:03	2-6	1-2	0-0	0	0	0	0	5	3	2	2	0	12	FT%: 0-1	0%			
4	Syria Johnson	G 31:03	2-6	0-0	1-2	0	2	2	1	5	2	2	3	0	15	2 nd FG%: 7-16	43.8%			
22	Danae McNeal	G 37:10	11-22	3-4	0	3	3	3	3	27	0	4	4	0	12	3 rd FT%: 1-2	50.0%			
0	Alexsia Rose	08:58	1-2	0-1	0	1	1	1	1	3	0	1	3	0	0	5	1 st FT%: 3-3	100%		
5	Jayla Hearp	08:57	3-5	1-1	0	0	1	1	1	7	2	1	2	0	19	3 rd FT%: 2-2	100.0%			
14	Bobbi Smith	07:00	0-1	0-0	0	1	1	0	0	0	0	0	0	0	3	FT%: 0-0	0%			
33	Tiara Chambers	02:48	0-0	0-0	0	1	0	1	0	0	0	0	0	0	2	4 th FG%: 5-10	50.0%			
24	Kimora Jenkins	02:50	0-0	0-0	0-0	0	0	0	0	0	0	0	0	0	2	3 rd FT%: 2-4	50.0%			
20	Iyecz Adams	01:44	0-0	0-0	0-0	0	2	2	0	0	0	2	0	1	0	FT%: 4-6	66.7%			
31	Brittany Franklin	01:44	0-0	0-0	0-0	0	0	0	0	0	0	0	0	0	0	GM FG%: 28-61	45.9%			
Team						3	3	6	0			0				3 rd FT%: 5-8	62.5%			
Totals			28:61	5-8	7-10	11	24	35	15	12	68	11	16	16	3	5	14	FT%: 7-10	70.0%	
Technical Fouls: NONE																		Dead Ball Rebounds: 2		

UCF - 54		Record: 10-10 (1-7)																				
NO. Name	Min	FG		3P		FT		Rebounds		Fouls		TP	AS	TO	ST	Blocks		+/-	Shooting By Period			
		M	A	M	A	M	A	OR	DR	TO	PF					FD	BS		BA	1st	FG%	3-12
20 Bryana Hardy	F 12:30	1-3	0-0	0-0	0-0	2	0	2	1	1	1	2	0	0	0	0	0	1	-3	1st FG%	3-12	25.0%
23 Anyzhane Hutton	F 03:00	0-0	0-0	0-0	0-0	0	0	0	0	0	0	0	0	0	0	0	0	0	0	3PT%	0-5	00.0%
10 Mya Burns	G 04:30	2-10	0-4	0-0	0-0	4	5	9	2	2	4	1	3	3	2	1	0	-10	2nd FG%	5-14	35.7%	
12 Rashell Fluke	G 03:30	1-9	0-4	0-0	0-0	2	0	1	1	1	1	1	1	1	1	1	0	-10	3rd FG%	3-9	33.3%	
22 Sierra Godbolt	G 13:36	0-1	0-0	0-0	0-0	0	0	0	1	1	0	0	4	2	0	0	0	-8	1st FG%	3-5	60.0%	
15 Taylor Gibson	24:24	2-8	0-0	3-3	0-1	1	1	2	2	7	0	2	0	1	0	0	0	-3	3rd FG%	4-17	23.5%	
3 Destiny Thomas	32:59	5-12	0-0	4-7	8	7	15	2	5	14	2	1	3	2	0	0	-2	3PT%	1-7	14.3%		
0 Laila Jewett	32:04	3-7	3-7	1-2	0	1	1	1	2	10	2	4	2	0	0	0	-3	1st FG%	2-4	50%		
24 Ashley Foster	02:16	0-0	0-0	0-0	0-0	0	0	0	0	0	0	1	0	0	0	0	0	-4	2nd FG%	7-16	43.8%	
42 Ashton Verhulst	13:08	2-4	0-1	1-1	1	3	4	0	1	5	0	0	0	0	1	0	-10	3PT%	4-7	57.1%		
4 Kiera Brown	08:50	1-3	0-0	0-0	0-0	0	0	0	1	2	2	0	0	0	0	0	-1	1st FG%	5-6	83.3%		
5 Tiani Abrams	04:31	2-2	2-2	0-0	0-0	0	0	0	1	5	0	0	0	0	0	0	0	0	GM FG%	19-59	32.2%	
Team						1	5	6	0	0	2								3PT%	6-22	27.3%	
Totals		19-59	6-22	10-15	18	23	41	12	15	54	8	22	7	5	3	14				FT%	10-15	66.7%
Technical Fouls: NONE																						
Post foul: 19-59: 76.7%																						

	ECU	UCF	Points from Turnovers	ECU	UCF	Period by Period Scoring				
						1st	2nd	3rd	4th	TOT
Biggest lead	23 (4 th 9:03)	0 (1 st 10:00)	Paint	17	13					
Best Scoring Run	8 (1 st 3:22)	5 (4 th 6:35)	Second Chance	38	16	ECU	16	18	18	68
Lead Changes			Fast Breaks	6	15					
Times Tied	0		Bench	16	10	UCF	6	14	11	23
Time with Lead	38:53	00:00		44	54					





2023-24 BOX SCORES

GAME 21 - CINCINNATI

Orlando, Fla. (Addition Financial Arena) | Feb. 7, 2024

Cincinnati - 67		Record: 12-10 (4-7)														
NO. Name	Min	FG	3P	FT	Rebounds	Fouls	TP	AS	TO	ST	Blocks	BS	BA	+		
11 Ta'Ziah Jenks	24:32	4-8	0-0	2-2	0 1 1	3 3	10	1 3	1	0	0	12				
20 Jillian Hayes	29:51	3-8	0-1	7-11	2 9 11	0 8	13	0 0	2	3	0	9				
22 Malea Williams	18:05	2-3	1-2	2-2	0 3 3	4 1	7	1 0	0	0	0	2				
3 Reagan Jackson	28:13	3-6	0-2	1-2	0 3 3	2 1	7	1 2	0	0	1	9				
34 A'riel Jackson	28:42	2-12	0-3	0-0	1 4 5	2 2	4	2 3	2	0	0	-3				
5 Braylin Milton	23:45	1-7	1-5	2-2	2 3 5	3 3	5	2 3	0	1	0	-1				
32 Destiny Thomas	12:22	1-1	0-0	1-2	0 2 2	4 1	3	0 0	0	0	0	5				
42 Clarissa Craig	15:11	4-4	0-0	4-6	1 2 3	4 3	12	0 3	1	0	0	-2				
6 Aicha Dia	09:11	0-2	0-1	0-0	0 2 2	0 0	0	0 0	0	0	0	-9				
10 Brianna Byars	05:10	1-1	0-0	0-0	0 0 0	1 0	2	0 1	0	0	0	-4				
1 Nia Clark	04:58	2-3	0-1	0-1	0 0 0	0 1	4	0 0	1	0	0	12				
Team					1 3 4	0	0	0	0	0	0					
Totals		23-55	2-15	19-28	7 32 39	23 23	67	7 15	7	4	1	6				
Technical Fouls: NONE																

Shooting By Period	
1st FG%	4-10 40.0%
3PT%	0-2 0.0%
FT%	6-8 75%
2nd FG%	6-16 37.5%
3PT%	1-5 20.0%
FT%	0-0 0%
3rd FG%	6-16 37.5%
3PT%	1-5 20.0%
FT%	7-13 53.8%
4th FG%	7-13 53.8%
3PT%	0-3 0.0%
FT%	6-7 85.7%
GM FG%	23-55 41.8%
3PT%	2-15 13.3%
FT%	19-28 67.9%

GAME 22 - at Texas Tech

Lubbock, Texas (United Supermarkets Arena) | Feb. 10, 2024

UCF - 69		Record: 12-10 (3-9)														
NO. Name	Min	FG	3P	FT	Rebounds	Fouls	TP	AS	TO	ST	Blocks	BS	BA	+		
35 Khyala Ngodu	22:56	2-5	0-0	0-0	2 5 7	4 2	4	1 4	0	1	0	-13				
0 Laila Jewett	29:49	1-3	1-2	0-0	0 2 2	5 2	3	1 1	2	1	0	11				
3 Kaitlin Peterson	40:00	7-20	2-7	7-10	0 0 0	1 6	23	1 3	8	0	0	5				
10 Mya Burns	39:38	4-9	1-2	9-10	2 4 6	2 7	18	1 1	2	1	1	5				
30 Morgan Robinson-Nwagwu	04:34	1-4	0-2	1-2	0 0 0	1 2	3	0 0	0	0	0	-3				
11 Achol Akot	22:40	3-4	0-0	0-0	2 2 4	2 2	6	1 4	0	1	0	-9				
24 Jayla Kelly	12:20	2-3	0-0	0-0	0 1 1	4 0	4	0 2	1	1	0	16				
15 Taylor Gibson	08:58	0-1	0-0	2-2	2 3 5	1 2	2	0 2	0	0	0	13				
21 Timia Ware	18:44	2-2	1-1	1-2	0 2 2	1 1	6	1 2	0	0	0	-1				
22 Sierra Godbolt	00:22	0-0	0-0	0-0	0 0 0	0 0	0	0 0	0	0	0	1				
Team					1 1 2	0	0	0	0	0	0					
Totals		22-51	5-14	20-26	9 20 29	21 24	69	6 19	13	5	1	5				
Technical Fouls: NONE																

Shooting By Period	
1st FG%	7-15 46.7%
3PT%	2-5 40.0%
FT%	5-5 100%
2nd FG%	4-13 30.8%
3PT%	1-4 25.0%
FT%	2-4 50%
3rd FG%	8-14 57.1%
3PT%	2-4 50.0%
FT%	3-3 100%
4th FG%	3-9 33.3%
3PT%	0-1 0.0%
FT%	10-14 71.4%
GM FG%	22-51 43.1%
3PT%	5-14 35.7%
FT%	20-26 76.9%

UCF - 61		Record: 11-10 (2-9)														
NO. Name	Min	FG	3P	FT	Rebounds	Fouls	TP	AS	TO	ST	Blocks	BS	BA	+		
35 Khyala Ngodu	26:37	4-9	0-0	3-4	3 10 13	4 4	11	1 2	0	1	0	7				
0 Laila Jewett	35:34	1-5	1-4	8-8	0 2 2	2 6	11	3 4	0	0	0	-1				
3 Kaitlin Peterson	5:19	2-10	0-0	0 3 3	4 4	19	1	3 3	0	0	0	5				
10 Mya Burns	33:30	6-14	0-4	7-8	2 2 4	4 4	19	1 1	0	0	0	5				
30 Morgan Robinson-Nwagwu	28:30	1-6	0-1	1-2	2 3 5	3 2	3	5 2	2	0	1	-16				
11 Achol Akot	08:27	0-1	0-0	0 3 3	0 0 0	0 0	0	1 1	0	0	0	-9				
24 Jayla Kelly	11:37	1-1	0-0	1-5	0 2 2	4 4	3	0 1	2	0	0	-8				
22 Sierra Godbolt	12:03	1-2	0-0	0 0 0	1 0 1	2 0	2	1 1	1	0	0	-5				
15 Taylor Gibson	03:57	0-0	0-0	0-0	0 0 0	0 0	0	0 0	0	0	0	3				
Team					4 4 8	0	1	1	1	1	4	-6				
Totals		19-59	3-19	20-27	12 29 41	23 23	61	12 16	8	1	4	-6				
Technical Fouls: NONE																

Shooting By Period	
1st FG%	5-17 29.4%
3PT%	0-7 0.0%
FT%	1-3 33.3%
2nd FG%	6-15 40.0%
3PT%	2-4 50.0%
FT%	5-6 83.3%
3rd FG%	3-10 30.0%
3PT%	1-2 50.0%
FT%	10-14 71.4%
4th FG%	5-17 29.4%
3PT%	0-6 0.0%
FT%	4-4 100%
GM FG%	19-59 32.2%
3PT%	3-19 15.8%
FT%	20-27 74.1%

Texas Tech - 64		Record: 16-9 (5-7)														
NO. Name	Min	FG	3P	FT	Rebounds	Fouls	TP	AS	TO	ST	Blocks	BS	BA	+		
2 Kilah Freelon	24:21	4-7	0-0	1-2	1 3 4	4 2	9	1 3	0	0	0	-3				
12 Jordyn Merritt	21:35	0-1	0-1	0-0	0 7 7	7 3	1	0 3	1	0	0	0				
3 Jasmine Shavers	36:27	5-19	0-5	3-4	0 3 3	5 2	13	1 3	0	0	2	-3				
20 Bailey Maupin	38:36	8-13	4-6	4-5	0 2 2	2 6	24	4 7	3	0	0	-4				
23 Logan Johnson	25:47	0-3	0-0	3-4	3 1 4	5 5	3	2 3	2	0	0	-10				
5 Rhylye McKinney	17:09	4-6	2-3	1-2	1 0 1	1 2	11	0 3	0	0	1	6				
42 Jazmine Lewis	13:57	1-1	0-0	0-0	1 0 1	1 1	2	1 1	0	1	0	-18				
30 Kelly Mora	04:37	0-0	0-0	2-2	0 1 1	1 1	2	2 0	0	0	0	5				
25 Ashley Chevalier	02:29	0-0	0-0	0-0	0 1 1	0 0	0	0 0	1	0	0	0				
11 Saga Ukkonen	15:02	0-2	0-1	0-0	0 0 0	2 1	0	0 0	0	0	0	1				
Team					4 5 9	0	1	1	1	1	1	6				
Totals		22-52	6-16	14-19	10 23 33	24 21	64	14 22	6	1	5	-5				
Technical Fouls: NONE																

Shooting By Period	
1st FG%	4-12 33.3%
3PT%	1-5 20.0%
FT%	0-0 0%
2nd FG%	6-14 42.9%
3PT%	2-4 50.0%
FT%	3-4 75%
3rd FG%	4-13 30.8%
3PT%	0-3 0.0%
FT%	5-6 83.3%
4th FG%	8-13 61.5%
3PT%	3-4 75.0%
FT%	6-9 66.7%
GM FG%	22-52 42.3%
3PT%	6-16 37.5%
FT%	14-19 73.7%

	CIN	UCF	Points from	CIN	UCF	Period by Period Scoring					
Biggest lead	8 (1 st 4:51)	6 (3 rd 8:10)	Turnovers	15	12	1st	2nd	3rd	4th	TOT	
Best Scoring Run	10 (3 rd 3:21)	11 (3 rd 9:14)	Paint	30	24	CIN	14	13	20	20	67
Lead Changes	5		Second Chance	8	11	UCF	11	19	17	14	61
Times Tied	4		Fast Breaks	17	12						
Time with Lead	29:05	07:11	Bench	26	5						

UCF			TTU			Points from Turnovers			UCF			TTU			Period by Period Scoring				
Biggest lead	16 (3 rd 1:51)		3 (1 st 8:08)			1 st	2 nd	3 rd	4 th	TOT		1 st	2 nd	3 rd	4 th	TOT			
Best Scoring Run	14 (1 st 0:00)		10 (4 th 6:50)			Paint	28			24		UCF	21	11	21	16	69		
Lead Changes	1					Second Chance	4			9		TTU	9	17	13	25	64		
Times Tied	3					Fast Breaks	12			2									
Time with Lead	31:49		04:10			Bench	18			15									

GAME 23 - BYU

Orlando, Fla. (Addition Financial Arena) | Feb. 13, 2024

BYU - 64		Record: 15-11 (5-8)														
NO.	Name	Min	FG M-A	3P M-A	FT M-A	Rebounds OR DR TOT	Fouls PF FD	TP	AS	TO	ST	Blocks BS BA	+/-	Shooting By Period		
12	Lauren Gustin	F 39:15	11-17	0-1	0-0	3 12 15	1 1	22	1	2	1	0 0	5	1st	FG% 7-12 58.3%	
24	Rose Bubakar	F 13:35	1-3	0-1	1-2	0 1 1	1 1	3	0	1	2	0 0	1	3PT%	1-4 25.0%	
1	Aman Whiting	G 32:18	4-10	0-3	3-7	1 4 5	3 4	11	1	4	0	0 0	-6	FT%	2-5 40.0%	
10	Kallie Woolston	G 30:25	5-10	2-5	6-6	1 4 5	2 3	18	1	1	0	0 0	-6	2nd	FG% 5-13 38.5%	
11	Kaylee Smiler	F 35:35	1-1	1-1	2-2	0 4 4	3 2	5	6	2	2	0 0	4	3PT%	0-5 0.0%	
25	Emma Calvert	F 19:50	1-4	1-3	0-0	0 0 0	3 2	3	1	3	1	0 0	11	FT%	4-4 100%	
30	Lauren Davenport	F 29:02	0-6	0-4	2-2	0 1 1	3 2	2	4	0	0	1 0	1	3rd	FG% 9-16 56.3%	
Team						1 1 2	0	0	0	0	0	0		FT%	2-2 100%	
Totals			23-51	4-18	14-19	6 27 33	16 15	64	14	13	6	3 1	4	4th	FG% 2-10 20.0%	
														Technical Fouls: NONE		
														GM FG% 23-51 45.1%		
														3PT% 4-18 22.2%		
														FT% 14-19 73.7%		

2023-24 BOX SCORES

GAME 25 - at Oklahoma State

Stillwater, Okla. (Gallagher-Iba Arena) | Feb. 21, 2024

UCF - 54		Record: 12-13 (3-12)																																																																																																																																																																																																																																																																																																																																																																																																																																																																																																																																																																																																																																																																																																																																																																																																																																																																																																																																																																																																																																																																																																																																																																																																																																																																																						
NO.	Name	Min	FG M-A	3P M-A	FT M-A	Rebounds D O T	Fouls PF FF	TP	AS	TO	ST	Blocks BS BA	+/-	Shooting By Period																																																																																																																																																																																																																																																																																																																																																																																																																																																																																																																																																																																																																																																																																																																																																																																																																																																																																																																																																																																																																																																																																																																																																																																																																																																																										
35	Khyala Ngodu	C 26:32	5-11	0-0	1-2	1	5	6	1	2	11	1	1	4	1	1	1	1	1	1	1	1	1	1	1	1	1	1	1	1	1	1	1	1	1	1	1	1	1	1	1	1	1	1	1	1	1	1	1	1	1	1	1	1	1	1	1	1	1	1	1	1	1	1	1	1	1	1	1	1	1	1	1	1	1	1	1	1	1	1	1	1	1	1	1	1	1	1	1	1	1	1	1	1	1	1	1	1	1	1	1	1	1	1	1	1	1	1	1	1	1	1	1	1	1	1	1	1	1	1	1	1	1	1	1	1	1	1	1	1	1	1	1	1	1	1	1	1	1	1	1	1	1	1	1	1	1	1	1	1	1	1	1	1	1	1	1	1	1	1	1	1	1	1	1	1	1	1	1	1	1	1	1	1	1	1	1	1	1	1	1	1	1	1	1	1	1	1	1	1	1	1	1	1	1	1	1	1	1	1	1	1	1	1	1	1	1	1	1	1	1	1	1	1	1	1	1	1	1	1	1	1	1	1	1	1	1	1	1	1	1	1	1	1	1	1	1	1	1	1	1	1	1	1	1	1	1	1	1	1	1	1	1	1	1	1	1	1	1	1	1	1	1	1	1	1	1	1	1	1	1	1	1	1	1	1	1	1	1	1	1	1	1	1	1	1	1	1	1	1	1	1	1	1	1	1	1	1	1	1	1	1	1	1	1	1	1	1	1	1	1	1	1	1	1	1	1	1	1	1	1	1	1	1	1	1	1	1	1	1	1	1	1	1	1	1	1	1	1	1	1	1	1	1	1	1	1	1	1	1	1	1	1	1	1	1	1	1	1	1	1	1	1	1	1	1	1	1	1	1	1	1	1	1	1	1	1	1	1	1	1	1	1	1	1	1	1	1	1	1	1	1	1	1	1	1	1	1	1	1	1	1	1	1	1	1	1	1	1	1	1	1	1	1	1	1	1	1	1	1	1	1	1	1	1	1	1	1	1	1	1	1	1	1	1	1	1	1	1	1	1	1	1	1	1	1	1	1	1	1	1	1	1	1	1	1	1	1	1	1	1	1	1	1	1	1	1	1	1	1	1	1	1	1	1	1	1	1	1	1	1	1	1	1	1	1	1	1	1	1	1	1	1	1	1	1	1	1	1	1	1	1	1	1	1	1	1	1	1	1	1	1	1	1	1	1	1	1	1	1	1	1	1	1	1	1	1	1	1	1	1	1	1	1	1	1	1	1	1	1	1	1	1	1	1	1	1	1	1	1	1	1	1	1	1	1	1	1	1	1	1	1	1	1	1	1	1	1	1	1	1	1	1	1	1	1	1	1	1	1	1	1	1	1	1	1	1	1	1	1	1	1	1	1	1	1	1	1	1	1	1	1	1	1	1	1	1	1	1	1	1	1	1	1	1	1	1	1	1	1	1	1	1	1	1	1	1	1	1	1	1	1	1	1	1	1	1	1	1	1	1	1	1	1	1	1	1	1	1	1	1	1	1	1	1	1	1	1	1	1	1	1	1	1	1	1	1	1	1	1	1	1	1	1	1	1	1	1	1	1	1	1	1	1	1	1	1	1	1	1	1	1	1	1	1	1	1	1	1	1	1	1	1	1	1	1	1	1	1	1	1	1	1	1	1	1	1	1	1	1	1	1	1	1	1	1	1	1	1	1	1	1	1	1	1	1	1	1	1	1	1	1	1	1	1	1	1	1	1	1	1	1	1	1	1	1	1	1	1	1	1	1	1	1	1	1	1	1	1	1	1	1	1	1	1	1	1	1	1	1	1	1	1	1	1	1	1	1	1	1	1	1	1	1	1	1	1	1	1	1	1	1	1	1	1	1	1	1	1	1	1	1	1	1	1	1	1	1	1	1	1	1	1	1	1	1	1	1	1	1	1	1	1	1	1	1	1	1	1	1	1	1	1	1	1	1	1	1	1	1	1	1	1	1	1	1	1	1	1	1	1	1	1	1	1	1	1	1	1	1	1	1	1	1	1	1	1	1	1	1	1	1	1	1	1	1	1	1	1	1	1	1	1	1	1	1	1	1	1	1	1	1	1	1	1	1	1	1	1	1	1	1	1	1	1	1	1	1	1	1	1	1	1	1	1	1	1	1	1	1	1	1	1	1	1	1	1	1	1	1	1	1	1	1	1	1	1	1	1	1	1	1	1	1	1	1	1	1	1	1	1	1	1	1	1	1	1	1	1	1	1	1	1	1	1	1	1	1	1	1	1	1	1	1	1	1	1	1	1	1	1	1	1	1	1	1	1	1	1	1	1	1	1	1	1	1	1	1	1	1	1	1	1	1	1	1	1	1	1	1	1	1	1	1	1	1	1	1	1	1	1	1	1	1	1	1	1	1	1	1	1	1	1	1	1	1	1	1	1	1	1	1	1	1	1	1	1	1	1	1	1	1	1	1	1	1	1	1	1	1	1	1	1	1	1	1	1	1	1	1	1	1	1	1	1	1	1	1	1	1	1	1	1	1	1	1	1	1	1	1	1	1	1	1	1	1	1	1	1	1	1	1	1	1	1	1	1	1	1	1	1	1	1	1	1	1	1	1	1	1	1	1	1	1	1	1	1	1	1	1	1	1	1	1	1	1	1	1	1	1	1	1	1	1	1	1	1	1	1	1	1	1	1	1	1	1	1	1	1	1	1	1	1	1	1	1	1	1	1	1	1	1	1	1	1	1	1	1	1	1	1	1	1	1	1	1	1	1	1	1	1	1	1	1	1	1	1	1	1	1	1	1	1	1	1	1	1	1	1	1	1	1	1	1	1	1	1	1	1	1	1	1	1	1	1	1	1	1	1	1

Oklahoma St. - 67			Record: 13-13 (6-9)																	
NO.	Name	Min	FG	3P	FT	Rebounds	Fouls	TP	AS	TO	ST	Blocks		+/-	Shooting By Period					
			M/A	M/A	M/A	OR	DR					TO	FF		FD	BS	BA	1st	2nd	3rd
12	Lior Garzon	F 36:53	5-10	4-9	0-0	0	5	5	1	1	14	5	1	1	0	18	1st	FG%	8-16	50.0%
21	Hannah Gusters	C 28:19	9-13	0-0	1-1	0	2	2	0	2	19	0	2	1	2	16	FG%	0-0	0.0%	
0	Quincy Noble	G 36:28	3-10	2-6	1-1	1	2	3	2	3	9	2	2	1	1	16	2nd	FG%	0-0	0.0%
4	Anna Grot Asi	G 29:35	2-6	1-3	0-0	0	1	1	3	2	5	6	2	1	1	0	FG%	7-13	53.8%	
30	Stallion Heard	G 40:00	6-14	0-2	3-3	1	7	8	1	2	15	5	3	3	1	0	3rd	FG%	3-5	60.0%
24	Praise Egharevba	11:41	1-1	0-0	0-0	3	2	5	0	2	2	1	0	0	0	-3	FT%	3-3	100%	
11	Rylee Langerman	12:21	1-3	1-1	0-0	0	2	2	1	0	3	1	1	2	0	0	1st	FG%	6-14	42.9%
22	Mia Galbraith	03:07	0-2	0-0	0-0	0	0	0	1	0	0	0	0	0	0	-5	3PT%	2-5	40.0%	
15	Brenna Butler	01:36	0-0	0-0	0-0	0	0	0	0	0	0	0	0	0	0	-3	FT%	2-3	66.7%	
Team						1	2	3			0	0					4th	FG%	6-16	37.5%
																	3PT%	2-5	40.0%	
																	FT%	0-0	0.0%	
Totals			27-59	8-22	5-6	6	23	29	9	12	67	20	11	8	6	3	13	Technical Fouls: NONE		

UCF		OSU		Points from		UCF		OSU		Period by Period Scoring	
Biggest lead	2 (1st 3:03)	24 (3rd 3:18)	Turnovers	9	12	1st	2nd	3rd	4th	TOT	TOT
Best Scoring Run	12 (4th 8:15)	13 (3rd 3:18)	Point	32	28	UCF	17	10	9	18	54
Lead Changes	2		Second Chance	9	5	OSU	18	19	16	14	67
Times Tied	5		Fast Breaks	18	4						
Time with Lead	01:37	36:39	Bench	3	5						

GAME 26 - #5/5 TEXAS

Orlando, Fla. (Addition Financial Arena) | Feb. 24, 2024

Texas - 87		Record: 26-3 (13-3)													Shooting By Period												
NO.	Name	Min	FG	3P	FT	Rebounds	Fouls	TP	AS	TO	ST	Blocks	+/-	1 st FG% 5-15 33.3%													
			M/A	M/A	M/A	O/R	DR	OT	PP	TP	AS	TO		ST	3PT%	FT%	3PT%										
14	Amina Muhammad	F 25:21	2-4	0-0	0-0	1	0	1	2	0	4	0	1	1	0	1	14	3PT%	1-3	33.3%							
35	Madison Booker	F 28:07	8-17	1-1	5-5	0	3	3	4	3	22	5	3	2	0	0	23	FT%	5-6	83.3%							
44	Taylor Jones	F 18:22	5-6	0-0	5-7	1	6	7	3	5	15	0	2	1	1	0	5	2 nd FG%	10-15	66.7%							
2	Shaylee Gonzales	G 37:43	6-10	1-2	0-1	0	5	5	2	5	13	6	0	2	0	2	30	3PT%	1-2	50.0%							
10	Shay Helle	G 37:25	6-7	2-3	0-0	1	3	4	2	2	14	1	1	0	1	0	31	FT%	2-3	66.7%							
5	DeYona Gaston	21:38	6-6	0-0	0-0	2	0	2	3	2	12	0	3	1	0	0	26	3 rd FG%	10-13	76.9%							
32	Ndjakalanga Mwenetanda	05:13	0-3	0-1	0-0	0	0	0	0	0	0	0	0	0	0	0	7	3PT%	1-1	100.0%							
23	Aaliyah Moore	14:39	2-3	0-0	3-5	0	3	3	1	5	7	1	0	0	0	0	17	FT%	1-3	33.3%							
21	Gisella Maul	08:57	0-0	0-0	0-0	0	0	0	0	2	0	0	0	1	0	0	2	4 th FG%	10-13	76.9%							
13	Jordana Codio	02:35	0-0	0-0	0-0	0	0	0	0	1	0	0	0	0	0	0	0	3PT%	1-1	100.0%							
Team						2	4	6										FT%	6-6	83.3%							
Totals			35-56	4-7	13-18	7	24	31	20	22	87	14	12	7	2	3	31	GM FG%	35-56	62.5%							
														Technical Fouls: NONE				3PT%				4-7	57.1%				
																		FT%				13-18	72.2%				
																		Dead Ball Rebounds: 3-1									

UCF - 56		Record: 12-14 (3-13)													Shooting By Period													
NO.	Name	Min	FG M-A	3P M-A	FT M-A	Rebounds OR DR	Fouls PF	TP	AS	TO	ST	Blocks BS	+/-	1 st FG%	2 nd FG%	3 rd FG%	4 th FG%	GM FG%	3PT%	FT%	Rebounds	Fouls	TP	AS	TO	ST	Blocks	
35	Khyala Ngodu	C 26:01	2-3	0-0	0-0	2	6	8	3	0	4	0	3	0	1	0	1	19										
0	Laila Jewett	G 17:38	1-2	1-2	0-0	0	0	0	0	4	2	3	1	0	0	0	13											
3	Kaitlin Peterson	G 36:59	4-20	3-7	3-6	0	1	1	2	4	14	2	3	0	0	2	33											
10	Mya Burns	G 20:33	2-7	0-2	1-1	2	0	2	4	3	5	0	0	0	0	0	21											
30	Morgan Robinson-Nwagwu	G 05:56	0-1	0-1	0-0	0	1	1	1	0	0	0	2	0	0	0	5											
11	Achol Akot	25:42	2-3	0-0	4-6	3	2	5	2	3	8	0	2	0	2	0	14											
14	Asia Todd	23:12	0-3	0-2	3-4	0	2	2	0	3	3	0	1	0	0	0	18											
24	Jayla Kelly	11:37	0-1	0-0	1-2	1	1	2	5	1	1	0	2	0	0	0	14											
21	Timia Ware	21:32	6-10	3-5	1-4	0	1	1	0	3	16	2	2	1	0	0	16											
22	Sierra Godbolt	10:51	1-1	0-0	0-0	0	1	1	1	1	2	1	0	0	0	0	2											
Team						5	1	6				0	3															
Totals			18-51	7-19	13-23	13	16	29	22	20	56	7	21	2	3	2	31											
Technical Fouls: NONE																												
TEX		UCF																										
Dead Ball Rebounds: 5-0																												

Biggest lead	31 (4th 2:58)	0 (1st 10:00)	Points from Turnovers	TEX 28	UCF 13	Period by Period Scoring					
Best Scoring Run	12 (2nd 6:26)	6 (1st 2:59)	Paint	54	18	TEX 16 23 22 26 87					
Lead Changes	0		Second Chance	11	11	UCF 14 4 25 13 56					
Times Tied	2		Fast Breaks	14	5						
Time with Lead	37:47	00:00	Bench	19	30						



2023-24 BOX SCORES

GAME 29 - vs. Cincinnati
Kansas City, Mo. (T-Mobile Center) | March 7, 2024

UCF - 62		Record: 12-17																																			
NO. Name	Min	FG M-A	3P M-A	FT M-A	Rebounds OR DR TOT	Fouls PF FD	TP	AS	TO	ST	Blocks BS BA	+/-													Shooting By Period												
35 Khyala Ngodu	C 34:21	3-5	0-0	1-4	2 3 5	1 2 7	0	0	0	0	2 1 -3		1 st FG%	5-13	38.5%	3PT%	2-5	40.0%	FT%	1-2	50%																
0 Laila Jewett	G 18:39	0-3	0-1	3-4	0 0 0	1 2 3	2	0	2	1 1 -14			2 nd FG%	7-11	63.6%	3PT%	1-2	50.0%	FT%	7-12	58.3%																
3 Kaitlin Peterson	G 39:39	11-23	3-10	6-7	1 5 6	3 6 31	1	4	0	0 2 -3			3 rd FG%	3-11	27.3%	3PT%	0-6	0.0%	FT%	4-4	100%																
10 Myra Burns	G 21:10	0-3	0-0	4-4	1 4 5	3 2 4	0	2	2	0 0 -19			4 th FG%	5-12	41.7%	3PT%	1-2	50.0%	FT%	6-7	85.7%																
30 Morgan Robinson-Nwagwu	G 09:06	0-0	0-0	0-0	0 1 1	1 1 0	0	1	0	0 0 -1			GM FG%	20-47	42.6%	3PT%	4-15	26.7%	FT%	18-25	72.0%																
21 Timia Ware	28:49	3-7	1-2	2-2	0 2 2	3 2 9	1	3	1	0 0 -1																	Dead Ball Rebounds: 3, 0										
14 Asia Todd	21:18	2-4	0-2	0-0	0 0 0	1 0 4	1	0	1	0 0 5																											
24 Jayla Kelly	06:21	0-0	0-0	0-0	0 0 0	3 0 0	0	0	0	0 0 4																											
11 Achol Akot	18:37	1-2	0-0	2-4	4 0 4	3 2 4	0	3	1	1 1 3																											
15 Taylor Gibson	01:56	0-0	0-0	0-0	0 1 1	0 0 0	0	0	0	0 0 2																											
22 Sierra Godbolt	00:04	0-0	0-0	0-0	0 0 0	0 0 0	0	0	0	0 0 0																											
Team					2 4 6		0	2																													
Totals		20-47	4-15	18-25	10 20 30	19 17 62	5	15	7	4 5 -5																											
		Technical Fouls: NONE																																			
Cincinnati - 67		Record: 14-16																																			
NO. Name	Min	FG M-A	3P M-A	FT M-A	Rebounds OR DR TOT	Fouls PF FD	TP	AS	TO	ST	Blocks BS BA	+/-													Shooting By Period												
20 Jillian Hayes	F 36:47	1-6	0-0	9-12	4 8 12	2 7 11	1	3	3	1 1 10			1 st FG%	3-11	27.3%	3PT%	1-3	33.3%	FT%	2-2	100%																
22 Malea Williams	F 31:13	5-11	2-3	0-0	3 5 8	4 1 12	1	1	2	2 2 11			2 nd FG%	6-17	35.3%	3PT%	1-3	33.3%	FT%	3-4	75%																
32 Destiny Thomas	C 12:16	1-1	0-0	0-0	2 0 2	2 0 2	0	0	0	0 0 -3			3 rd FG%	10-17	58.8%	3PT%	4-8	50.0%	FT%	5-5	100%																
3 Reagan Jackson	G 32:54	4-8	3-4	1-2	0 3 3	2 3 12	2	1	0	1 0 2			4 th FG%	3-10	30.0%	3PT%	2-3	66.7%	FT%	5-8	62.5%																
34 Ariel Jackson	G 25:44	5-11	1-4	3-3	0 2 2	4 5 14	2	6	1	0 0 9			GM FG%	22-55	40.0%	3PT%	8-17	47.1%	FT%	15-19	78.9%																
11 Ta'Ziah Jenks	17:40	1-8	0-2	0-0	1 0 1	1 0 2	2	2	0	0 0 4																											
5 Braylyn Milton	05:57	0-2	0-2	0-0	0 1 1	0 0 0	0	0	0	0 0 -6																											
10 Brianna Byars	12:29	3-5	0-0	0-0	3 1 4	0 0 6	0	1	0	1 1 -8																											
42 Clarissa Craig	08:49	0-0	0-0	2-2	0 0 0	2 2 2	0	0	0	0 0 4																											
6 Aicha Dia	01:56	0-0	0-0	0-0	0 0 0	0 0 0	0	0	0	0 0 -2																											
1 Nia Clark	14:15	2-3	2-2	0-0	0 0 0	0 1 6	0	0	0	0 0 4																											
Team					0 0 0		0	2																													
Totals		22-55	8-17	15-19	13 20 33	17 19 67	8	14	6	5 4 5																											
		Technical Fouls: NONE																																			
		UCF		CIN		Points from Turnovers		UCF		CIN		Period by Period Scoring																									
Biggest lead		10 (2 nd 0:30)		12 (4 th 3:54)		13 23		13 23		15 13		1st		2nd		3rd		4th		TOT																	
Best Scoring Run		8 (2 nd 0:30)		10 (3 rd 6:34)		24 20		24 20		15 13		UCF		13		22		10		17 62																	
Lead Changes		4				Second Chance		15 13				CIN		9		16		29		13 67																	
Times Tied		7				Fast Breaks		2 0																													
Time with Lead		15:03		18:28		Bench		17 16																													



POSTSEASON HISTORY



NCAA Championship Appearances

Year	Seed/Region	Qualified	Round	Seed/Opponent	Result	Location
1996	#16/Midwest	ASUN Champ	1st	#1 Louisiana Tech	L, 98-41	Thomas Assembly Center/Ruston, La.
1999	#16/West	ASUN Champ	1st	#1 Louisiana Tech	L, 90-48	Thomas Assembly Center/Ruston, La.
2009	#14/Oklahoma City	CUSA Champ	1st	#3 North Carolina	L, 85-80	McKenzie Arena/Chattanooga, Tenn.
2011	#13/Dayton	CUSA Champ	1st	#4 Ohio State	L, 80-69	St. John Arena/Columbus, Ohio
2019	#12/Portland	At-Large	1st	#5 Arizona State	L, 60-45	Watsco Center/Coral Gables, Fla.
2021	#10/Alamo	At-Large	1st	#7 Northwestern	L, 62-51	Bill Greehey Arena/San Antonio, Texas
2022	#7/Bridgeport	AAC Champ	1st	#10 Florida	W, 69-52	Gampel Pavilion/Storrs, Conn.
2022	#7/Bridgeport	AAC Champ	2nd	#2 UConn	L, 52-47	Gampel Pavilion/Storrs, Conn.

WNIT Appearances

Year	Round	Opponent	Result	Location
2017	1st	Stetson	W, 73-53	CFE Arena/Orlando, Fla.
2017	2nd	Georgia Tech	L, 63-51	McCamish Pavilion/Atlanta, Ga.
2018	1st	Jacksonville	W, 65-60 (OT)	CFE Arena/Orlando, Fla.



COACHING HISTORY

Year	Coach	Record	Pct.	Conference	Record	Notes
1977-78	Judy Martino	10-11	.476			Division II
1978-79	Nancy Sirmons	17-5	.772			Division II; Third in the state of Florida
1979-80	Nancy Sirmons	23-9	.719			Division II AIAW Small College Championship
1980-81	Sharon Adamson	13-10	.565			Division II
1981-82	Joe Sanchez	24-15	.615	Sunshine State	10-2	National AIAW Division I Quarterfinals
1982-83	Joe Sanchez	25-5	.833	Sunshine State	12-0	NCAA Division II Tournament First Round
1983-84	Joe Sanchez	23-7	.767	Sunshine State	11-1	NCAA Division II Tournament First Round
1984-85	Joe Sanchez	20-10	.667			First Year of Division I - Independent
1985-86	Nancy Little	13-15	.464	NSWAC	5-7	NSWAC Tournament First Round
1986-87	Nancy Little	3-23	.115	NSWAC	1-11	
1987-88	Beverly Knight	4-23	.148	NSWAC	1-11	NSWAC Tournament First Round
1988-89	Beverly Knight	11-17	.393	NSWAC	2-10	NSWAC Tournament First Round
1989-90	Beverly Knight	7-20	.259	NSWAC	3-9	NSWAC Tournament First Round
1990-91	Beverly Knight	10-15	.400	American South	4-9	
1991-92	Gail Falkenberg	10-18	.357	Sun Belt	5-11	Sun Belt Tournament First Round
1992-93	Jerry Richardson	4-24	.143	Atlantic Sun	3-9	A-Sun Tournament Quarterfinals (No. 7 seed)
1993-94	Jerry Richardson	12-15	.444	Atlantic Sun	8-4	A-Sun Tournament Semifinals (No. 3 seed)
1994-95	Jerry Richardson	11-16	.407	Atlantic Sun	7-9	A-Sun Tournament Semifinals (No. 6 seed)
1995-96	Jerry Richardson	15-14	.517	Atlantic Sun	7-8	A-Sun Tournament Champs; NCAA First Round
1996-97	Lynn Bria	13-15	.464	Atlantic Sun	9-7	A-Sun Tournament Semifinals (No. 4 seed)
1997-98	Lynn Bria	17-11	.607	Atlantic Sun	11-5	A-Sun Tournament Semifinals (No. 2 seed)
1998-99	Lynn Bria	20-10	.667	Atlantic Sun	13-3	A-Sun Tournament Champs; NCAA First Round
1999-00	Gail Striegler	9-20	.310	Atlantic Sun	5-13	A-Sun Tournament Semifinals (No. 10 seed)
2000-01	Gail Striegler	10-18	.357	Atlantic Sun	8-10	A-Sun Tournament Quarterfinals (No. 6 seed)
2001-02	Gail Striegler	17-13	.567	Atlantic Sun	13-7	A-Sun Tournament Quarterfinals (No. 4 seed)
2002-03	Gail Striegler	19-11	.633	Atlantic Sun	13-3	A-Sun Tournament Finals (No. 1 seed)
2003-04	Gail Striegler	17-13	.567	Atlantic Sun	14-6	A-Sun Tournament Finals (No. 4 seed)
2004-05	Gail Striegler	19-10	.655	Atlantic Sun	16-4	A-Sun Tournament Semifinals (No. 1 seed)
2005-06	Gail Striegler	7-21	.250	Conference USA	5-11	C-USA Tournament First Round (No. 11 seed)
2006-07	Gail Striegler	8-22	.267	Conference USA	3-13	C-USA Tournament First Round (No. 11 seed)
2007-08	Joi Williams	10-20	.333	Conference USA	3-13	C-USA Tournament First Round (No. 12 seed)
2008-09	Joi Williams	17-17	.500	Conference USA	11-5	C-USA Tournament Champions; NCAA First Round
2009-10	Joi Williams	11-16	.407	Conference USA	7-9	C-USA Tournament Second Round (No. 8 seed)
2010-11	Joi Williams	22-11	.667	Conference USA	12-4	C-USA Tournament Champions; NCAA First Round
2011-12	Joi Williams	12-17	.413	Conference USA	7-9	C-USA Tournament First Round (No. 8 seed)
2012-13	Joi Williams	16-18	.471	Conference USA	7-9	C-USA Tournament Finals (No. 8 seed)
2013-14	Joi Williams	10-20	.333	American Athletic	3-15	AAC Tournament First Round (No. 9 seed)
2014-15	Joi Williams	9-21	.300	American Athletic	5-13	AAC Tournament First Round (No. 8 seed)
2015-16	Joi Williams	7-23	.233	American Athletic	4-14	AAC Tournament First Round (No. 10 seed)
2016-17	Katie Abrahamson-Henderson	21-12	.636	American Athletic	9-7	AAC Tournament Semifinals; WNIT 2nd Round
2017-18	Katie Abrahamson-Henderson	22-11	.667	American Athletic	12-4	AAC Tournament Semifinals; WNIT 2nd Round
2018-19	Katie Abrahamson-Henderson	26-7	.788	American Athletic	13-3	AAC Tournament Finals; NCAA First Round
2019-20	Katie Abrahamson-Henderson	20-10	.667	American Athletic	11-5	AAC Tournament Semifinals; Postseason Canceled
2020-21	Katie Abrahamson-Henderson	16-5	.762	American Athletic	12-2	AAC Tournament Finals; NCAA First Round
2021-22	Katie Abrahamson-Henderson	26-4	.867	American Athletic	14-1	AAC Reg. Season & Tournament Champs; NCAA Second Round
2022-23	Sytia Messer	14-15	.483	American Athletic	4-11	6-0 Start ; best since 7-0 start during 1984-85 season
2023-24	Sytia Messer	12-17	.414	Big 12	3-15	8-0 start ; best start in program history

ALL-TIME COACHING RECORDS

Coach	Seasons	Years	Record	Pct.
Judy Martino	1977-78	1	10-11	.476
Nancy Sirmons	1978-80	2	40-14	.741
Sharon Adamson	1980-81	1	13-10	.565
Joe Sanchez	1981-85	4	92-37	.713
Nancy Little	1985-87	2	16-38	.296
Beverly Knight	1987-91	4	32-75	.299
Gail Falkenberg	1991-92	1	10-18	.357
Jerry Richardson	1992-96	4	42-69	.378
Lynn Bria	1996-99	3	50-36	.581
Gail Striegler	1999-07	8	106-128	.453
Joi Williams	2007-16	9	114-163	.412
Katie Abrahamson-Henderson	2016-22	6	131-49	.728
Sytia Messer	2022-present	2	23-32	.448
Total		46	682-680	.501



ALPHABETICAL ALL-TIME ROSTER

A

Nancy Abene	1977-78
Tiani Abrams	2022-23
Jackie Akers	2005-08
Achol Akot	2023-pres.
Pam Allen	1981-82
Takira Allen	2001-05
Lakesha Anderson	1995-97
Alice Andrews	1978-80
Arek Angui	2024-pres.
Kenitra Anthony	1996-97
Kris Armitage	1981-84
Yvette Ash	1997-03
Dylette Ashwood	1983-84
Sherry Asplen	1986-88

B

Ashlee Ballance	1999-01
Linda Battle	1981-82
Diamond Battles	2018-22
Debby Batz	1990-94
Candace Bennett	1993-94
Adrienne Billings	2000-04
Bryeasha Blair	2011-14
Gayle Blutchter	1979-81
Kristy Boston	1977-79
Kelly Bradley	1988-90
Susan Brase	1981-84
Tina Brawley	1987-88
Missy Briscoe	1992-94
Annessa Brown	1988-89
Kiera Brown	2019-23
Nevaeh Brown	2024-pres.
Vera Brown	1977-81
Colleen Bucknor	2020-21
Kristy Burns	1984-86
Mya Burns	2022-24
Ahna Burney	2019-22

C

Jelisa Caldwell	2007-11
Jeralyn Campbell	2003-05
Laura Campbell	1986-88
Perla Campbell	1993-96
Emma Cannon	2007-10
Julie Cardinale	1985-87
Dana Carr	1991-92
Gevenia Carter	2009-13
Lucie Castagne	2024-pres.
Mahogany Chandler-Roberts	2024-pres.
Courtney Chesser	2005-06
Diane Clark	2006-07
Jennifer Clark	1992-93
Tamika Coley	1991-92, 93-96
Kristy Colligan	2000-03
Sarah Connell	1977-78
Lanetra Cooks	2000-02
Charmaine Cox	1987-89
DeAnn Craft	1984-87
Melissa Crandall	1987-88
Shante Cummings	2006-07
Maniya Custis	2020-21

D

D'Nay Daniels	2007-11
Nicole Dauria	1989-90, 91-92
Chariya Davis	1995-99
Racine Davis	2008-12
Leslie Deaton	1998-00
Stacey DeVaux	1993-98
Ashley Dixon	1989-90
Sara Djassi	2012-14
Donna Douglas	1978-79
Tricia Duncan	1989-94
Nicole Dunson	2000-01

E

Michele Eck	1986-87
Kelli Ely	1997-99
Kathlynn Eshoo	1984-86
Kelly Evans	1993-94

F

Meg Fahey	1980-81
Kate Fetzek	1995-99
Elizabeth Fieser	2005-07
Stephanie Finley	1994-96
Kathy Finnucan	1978-79
Karin Fischer	1979-80
Laura Foley	1983-84
Trudee Foltz	1989-90
Rebecca Foss	1980-81
Cindy Frank	1978-82
Breyanna Frazier	2019-21
Lonnette Frazier	1992-95

G

Sandy Gast	1977-78
Georgia Gayle	2019-20
Tara Gibson	1992-94
Taylor Gibson	2022-pres.
Sierra Godbolt	2022-24
Patty Goetschius	1988-89
Juliana Gomes	2005-07
Yanique Gordon	2013-14
Kim Goroum	1984-85
LaToya Graham	1997-01
Brinda Green	1988-92
Sarah Green	2010-13
Aliyah Gregory	2014-18
Khaliah Guillory	1998-02
Hannah Gusters	2023-pres.

H

Jessica Hall	2008-10
Raychael Harjo	2021
Bryana Hardy	2022-23
Karen Harvey	1983-84
Marquitta Head	2008-09
Gylaunda Henderson	1993-97
Lisa Henning	1981-82
Diana Hill	1999-01
Jennifer Hill	1994-98
Andrea Hines	2011-14
Christian Hithe	2016-17
Mary Holapa	1979-81
Francine Houston	2003-07
Camille Howard	1997-00
Natalie Howard	1989-90
Celeste Hudson	2002-05, 06-07
Holly Hurner	1991-92
Randall Hurst	2006-07
Anzhané Hutton	2022-24

J

Andrea Jackson	1980-83
Artina Jackson	1993-94
Briahanna Jackson	2012-14
Jordan Jackson	2013-14
Cynthia Jacobs	1977-78
Laila Jewett	2021-24
Claudia Johnson	2002-05
LaTonya Johnson	1991-95
Nadine Johnson	1983-84
Erika Jones	2010-14
Erica Juarbe	2014-16
Aarika Judge	2010-12

K

Masseny Kaba	2017-22
Anna Kelly	2017-19
Ashia Kelly	2008-12
Jayla Kelly	2023-24
Kacie Kemmer	1986-90
Kayli Keough	2010-13
Meghan Keough	2011-13
Jill Killen	1988-90
LaShay King	2002-06
Shannon King	1988-91
Amber Kirkpatrick	2007-09
Beverly Knight	1982-84
Vontelle Knight	1977-78

L

LaDonna Larry	1996-00
Jimera Lee	2006-07
Rochelle Lee	1983-85
Alisha Lewis	2020-22

Tia Lewis	2007-08
Zykira Lewis	2013-17
Kelly Lincoln	1988-90
Amber Long	2004-08
Kala Loomis	1989-92
Luz Lopez	1991-92
Neila Luma	2021-22

M

Anu Mahlamaeki	1997-98
Sonja Manley	1979-80, 81-82
Alison Marquez	1995-96
Sianni Martin	2017-20
Joslyn Massey	2014-17
MerriAnne McCall	1996-97
Catrina McCants	1984-85
Chat McClendon	1995-99
Sydnee McDonald	2017-19
Molly McGriff	2000-01
Tudor McIntyre	1979-80
Mary McMillan	2023-24
Angelica Mealing	2007-11
Shania Meertens	2021-22
Leanne Mettel	1977-78
Jenni Metz	1992-93
Keunta Miles	2003-07
Chiquita Miller	1984-85
Cassie Milner	2003-04
Becky Monachino	1982-83
Leo Montalvo	2010-12
Brittni Montgomery	2012-14
Kiana Morton	2012-13
Kelli Murray	1994-98

N

Sally Nemes	1977-78
Paula Nesbitt	1998-00
Marcia Newsome	1977-79, 80-81
Fifi Ndour	2014-19
Khyala Ngodu	2023-pres.
Nina Nunes	1987-91
Lisa Nuxol	1992-93

O

Lori Oldham	1983-85
Wynetta Ollie	1994-96
Rhonda Ooten	1998-99
Tolulope Omokore	2015-19
Britney Onyeje	2018-19

P

Erin Paige	1999-03
Leah Paige	2007-21
Valeri Parks	1985-86
Loretta Pate	1984-87
Aisha Patrick	2008-12
Susan Patz	1982-86
Jamesha Paul	2015-19
Nikki Persons	1986-87
Kaitlin Peterson	2023-pres.
Tari Phillips	1990-91
Ebony Philmore	1991-92
Ashley Polacek	2015-17
La Tonya Portee	1994-95
Susan Prehn	1979-82
Debbie Putzi	1981-83
Patty Pyle	1978-79, 80-81

R

Rachel Ranke	2022-23
Terry Ray	1977-78
Makenzi Reasor	2013-16
Stacey Reynolds	1979-80
Yolanda Rhodes	1988-92
Nancy Richter	1997-00
Adeang Ring	2024-pres.
Becca Ripley	2019-22
Ali Roberts	2001-05
Briana Robinson	2016-17
Fayette Robinson	1984-85, 86-87, 88-89
Morgan Robinson-Nwagwu	2022-24
Delphine Robitaille	2017-18
Regan Rockwell	1992-93

Emely Rodriguez	2023-pres.
Valerie Roessler	1984-85

S

Dawn Saco	1990-91
Tay Sanders	2019-22
Zakiya Saunders	2016-18
Shantrice Saxon	1995-97
Jessica Scala	2001-03
Marni Schmidt	1987-88
Meg Schuler	1981-83
Nyala Shuler	2014-19
Pam Sierra	1981-83
Lashaunda Slade	2003-07
Sherri Slaton	1996-97
Ann Smith	1991-92
Brittney Smith	2018-22
Evelyn Smith	1985-87
Laura Smith	1978-80
Priscilla Smith	1994-96
Shayla Smith	2002-06
Donna Springer	1978-79
Grace Stant	2019-20
Ally Stedman	2024-pres.
Wendy Stewart	1987-88
Jasmine Stovall	2007-10
Tracey Stowe	1989-91
Christine Strahl	1982-86
Frida Stromquist	1997-98
Courtney Stroud	2003-07
Marcie Swiley	1979-83

T

Fran Tabor	1984-85
Janine Talbot	1978-79
Stephanie Taylor	2011-14
Anita Terlecky	1986-88
Kayla Thigpen	2015-19
Destiny Thomas	2019-23
Kayla Thomas	2015-17
Kristin Thomas	2006-07
Vuokko Timola	1997-98
Teresa Tinsley	1981-82
Asia Todd	2020-24
Darlys Tsinnie	1992-93
Sabrina Tussey	1984-85

U-Z

Ruona Uwusiaba	2017-18
Dorine VanTongeren	1982-84
Ashton Verhulst	2020-23
Jnaya Walker	2019-22
Timia Ware	2023-24
Marvelous Washington	1999-03
Aneesa Watson	2013-14
Agnes Webb	1980-81
Shelby Weber	2002-06
Stark Welch	1988-89
TerriJo Wendt	1984-86
Karen White	1978-79
Kristy White	1997-99
Marshay White	2007-10
Sue Wichmann	1978-79
Chelsie Wiley	2006-11
Deirdre Williams	1987-89
Dorothy Williams	1977-78
Jaylen Williams	2018-19
Celestine Wilson	1978-79
Debra Wilson	1977-80
Lawriell Wilson	2017-19
Amy Withers	1982-83
Kay Kay Wright	2016-20
Summer Yancy	2024-pres.
Dale Zimmerman	1978-81

Note: Current Players in Bold



NUMERICAL ALL-TIME ROSTER

00	
Erin Paige	1999-03
0	
Sianni Martin	2017-20
Laila Jewett	2021-pres.
1	
Jessica Scala	2001-03
Jimera Lee	2006-07
Jasmine Stovall	2007-09
Leo Montalvo	2010-12
Aneesa Watson	2013-14
Christian Hithe	2016-17
Anna Kelly	2017-19
Georgia Gayle	2019-20
Tay Sanders	2020-22
2	
D'Nay Danniels	2007-11
Andrea Hines	2011-15
Kay Kay Wright	2016-20
Maniya Custis	2020-21
3	
Natalie Howard	1989-90
Adrienne Billings	2000-02
Claudia Johnson	2002-05
Angelica Mealing	2007-11
Bryeasha Blair	2011-15
Zakiya Saunders	2016-18
Diamond Battles	2018-22
Kaitlin Peterson	2023-pres.
4	
Nancy Abene	1977-78
Donna Douglas	1978-79
Frida Stromquist	1997-98
Ali Roberts	2001-05
Meghan Keough	2011-13
Jordan Jackson	2013-15
Ashley Polacek	2016-17
Kiera Brown	2019-23
Lucie Castagne	2024-pres.
5	
Cynthia Jacobs	1977-78
Dale Zimmerman	1980-81
Karen Harvey	1981-84
Kathlynn Eshoo	1984-86
Molly McGriff	2000-01
Shante Cummings	2006-07
Gevenia Carter	2009-13
Zykira Lewis	2013-14
Masseny Kaba	2017-22
Tiani Abrams	2022-23
8	
Neveeah Brown	2024-pres.
10	
Sandy Gast	1977-78
Patty Pyle	1978-79, 80-81
Karin Fischer	1979-80
Pam Sierra	1981-83
Dylette Ashwood	1983-84
Fran Tabor	1984-85
Julie Cardinale	1985-87
Melissa Crandall	1987-88
Ashley Dixon	1989-90
Candace Bennett	1993-94
Chasity McClendon	1995-97
Vuokko Timola	1997-98
Rhonda Ooten	1998-99
Nicole Dunson	2000-01
Yvette Ash	2002-03
Lashaunda Slade	2003-07
Aisha Patrick	2008-12
Britney Onyeje	2018-19
Tay Sanders	2019-20
Mya Burns	2022-24
11	
Sally Nemes	1977-78
Janine Talbot	1978-79
Cindy Frank	1979-82
Beverly Knight	1982-84
Sabrina Tussey	1984-85
Sherry Asplen	1986-88
Patty Goetschius	1988-89
Nicole Dauria	1989-90
Missy Briscoe	1992-94
Kelli Murray	1994-98
Amber Long	2004-08
Ashia Kelly	2008-12
Yanique Gordon	2013-15
Kayla Thigpen	2015-19
Becca Ripley	2019-22
Achol Akot	2023-pres.
12	

Terri Ray	1977-78
Laura Smith	1979-80
Agnes Webb	1980-81
Teresa Tinsley	1981-82
Rochelle Lee	1983-85
Evelyn Smith	1985-86
Anita Terlecky	1986-88
Yolanda Rhodes	1988-92
Gylaunda Henderson	1993-97
Jenni Metz	1992-93
Kristy White	1997-99
Yvette Ash	1999-02
LaShay King	2002-06
Jessica Hall	2008-10
Kayli Keough	2010-13
Nyala Shuler	2014-19
Rachel Ranke	2022-23
Emely Rodriguez	2024-pres.
13	
Vontelle Knight	1977-78
Kathy Finnucan	1978-79
Rebecca Foss	1980-81
Kate Fetzek	1996-99
Diana Hill	1999-01
Brittini Montgomery	2012-15
Kayla Thomas	2015-17
Summer Yancy	2024-pres.
14	
Dorothy Williams	1977-78
Laura Smith	1978-79
Mary Holapa	1979-81
Andrea Jackson	1981-83
Lori Oldham	1983-85
Annessa Brown	1988-89
Tracey Stowe	1989-91
Tamika Coley	1991-92, 93-96
Lanetra Cooks	2000-02
Francine Houston	2003-07
Erika Juarbe	2014-16
Asia Todd	2020-24
15	
Sue Wichmann	1978-79
Meg Fahey	1980-81
Susan Brase	1981-84
Kim Goroum	1984-85
Brinda Green	1988-92
Tara Gibson	1992-94
Kate Fetzek	1995-96
Chat McClendon	1997-99
Kristy Colligan	2000-03
Racine Davis	2008-12
Taylor Gibson	2022-pres.
20	
Vera Brown	1977-81
Sonja Manley	1981-82
Amy Withers	1982-83
Chiquita Miller	1984-85
Michele Eck	1986-87
Tina Brawley	1987-88
Jill Killen	1988-90
Lonnnette Frazier	1992-95
Nicole Dauria	1991-92
Dawn Saco	1989-91
Anu Mahlamaeki	1997-98
Keunta Miles	2003-07
Sara Djassi	2012-14
Bryana Hardy	2022-23
21	
Cindy Frank	1978-79
Alice Andrews	1978-79
Marcie Swilley	1979-80
Lisa Hanning	1981-82
Chariya Davis	1995-99
Ashlee Ballance	1999-01
Takira Allen	2001-05
Courtney Chessher	2005-06
Chelsie Wiley	2006-11
Kiana Morton	2012-13
Makenzi Reasor	2013-16
Joslyn Massey	2016-17
Sydney McDonald	2017-19
Colleen Bucknor	2020-21
Timia Ware	2023-24
Hannah Gusters	2024-pres.
22	
Debra Wilson	1977-80
Marcie Swilley	1980-83
DeAnn Craft	1984-87
Loretta Pate	1985-86
Kelly Lincoln	1988-91

LaTonya Johnson	1991-95
Shantrice Saxon	1995-97
LaToya Graham	1997-01
Shelby Weber	2002-06
Marcquitta Head	2007-09
Aarika Judge	2010-12
Aaliyah Gregory	2014-18
Sierra Godbolt	2022-24
Adeang Ring	2024-pres.
23	
Nancy Abene	1977-78
Alice Andrews	1979-80
Susan Prehn	1980-82
Dorine VanTongeren	1982-84
TerriJo Wendt	1984-86
Charmaine Cox	1987-89
Anessa Brown	1989-90
Tricia Duncan	1989-94
Priscilla Smith	1994-96
Nancy Richter	1997-00
Celeste Hudson	2002-07
Jelissa Caldwell	2007-11
Briahanna Jackson	2012-14
Zykira Lewis	2014-17
Lawriell Wilson	2017-19
Alisha Lewis	2020-22
Anzhané Hutton	2022-24
Ally Stedman	2024-pres.
24	
Nikki Persons	1986-87
Christine Strahl	1982-86
Kristy Boston	1977-79
Kris Armitage	1981-82
Tudor McIntyre	1979-80
Shannon King	1988-90
Ebony Philmore	1991-92
Kelly Evans	1993-94
Jenn Hill	1994-95
Lakesha Anderson	1995-97
Kelli Ely	1997-99
Shayla Smith	1902-06
Randall Hurst	2006-07
Emma Cannon	2007-10
Fifi Ndour	2014-19
Jnaya Walker	2019-22
Jayla Kelly	2023-24
25	
Terri Ray	1977-78
Marcia Newsome	1978-79, 80-81
Sonya Manley	1979-80
Debbie Putzi	1981-83
Laura Foley	1983-84
Valerie Roessler	1984-85
Evelyn Smith	1986-87
Amy Withers	1987-89
Trudee Foltz	1989-90
Ann Smith	1991-92
Stephanie Finley	1994-96
LaDonna Larry	1996-00
Kristin Thomas	2006-07
Sarah Green	2010-13
Tolulope Omokore	2015-19
Ahna Burney	2019-22
30	
Briana Robinson	2016-17
Delphine Robitaille	2017-18
Neila Luma	2021-22
Morgan Robinson-Nwagwu	2022-24
31	
Marcia Newsome	1977-78
Celestine Wilson	1978-79
Susan Prehn	1979-80
Andrea Jackson	1980-81
Meg Schuler	1981-83
Loretta Pate	1984-85
Valeri Parks	1985-86
Nina Nunes	1987-91
Holly Humer	1991-92
Darlys Tsinnie	1992-93
Perla Campbell	1993-96
Shania Meertens	2021-22
32	
Sarah Connell	1977-78
Dale Zimmerman	1978-80
Gayle Blutchter	1980-81
Pam Allen	1981-82
Catrina McCants	1984-85
Kacie Kemmer	1986-90
Kala Loomis	1989-92

Leslie Deaton	1998-00
Marvelous Washington	2000-03
Jackie Akers	2005-08
Joslyn Massey	2014-16
Brittney Smith	2018-22
33	
Sandy Gast	1977-78
Donna Springer	1978-79
Gayle Blutchter	1979-80
Jennifer Clark	1992-93
Stacey DeVeaux	1993-98
Leanne Mettel	1977-78
Cindy Frank	1978-79
Alice Andrews	1978-79
Stacey Reynolds	1979-80
Kristy Burns	1984-86
Loretta Pate	1986-87
Kris Armitage	1982-84
Kelly Bradley	1988-90
Dana Carr	1991-92
Regan Rockwell	1992-93
Wynetta Ollie	1994-96
Camille Howard	1997-98
Khaliah Guillory	1998-01
Adrienne Billings	2002-04
Diane Clarke	2006-07
Marshay White	2007-10
Jamesha Paul	2015-19
Destiny Thomas	2019-23
Mahogany Chandler-Roberts	2024-pres.
34	
Camille Howard	1998-00
Juliana Gomes	2005-07
Amber Kirkpatrick	2008-09
Ruona Uwusiaba	2017-18
35	
Khyala Ngodu	2023-pres.
40	
Debby Batz	1990-94
Alison Marqeez	1995-96
Paula Nesbitt	1998-00
Courtney Stroud	2003-07
Leah Paige	2007-11
42	
Susan Patz	1982-86
Stark Welch	1988-89
Tari Phillips	1990-91
Lisa Nuxol	1992-93
Artina Jackson	1993-94
Jenn Hill	1995-98
Tia Lewis	2007-08
Stephanie Taylor	2011-15
Ashton Verhulst	2020-23
Jayla Kelly	2023-24
44	
Jeralynn Campbell	2003-05
Elizabeth Fieser	2005-07
Raychael Harjo	2021
45	
Becky Monachino	1982-83
Fayette Robinson	1984-85, 86-87, 88-89
Marni Schmidt	1987-88
Shannon King	1989-91
La Tonya Portee	1994-95
Jaleesa Morris	2007-08
Grace Stant	2019-20
55	
Erika Jones	2010-14
Breyanna Frazier	2019-21

Note: Current Players in Bold



AWARDS AND HONORS

Big 12 Conference

All-Conference Second Team

Kaitlin Peterson.....2023-24

American Athletic Conference

All-Conference First Team

Diamond Battles.....2021-22
Kay Kay Wright.....2019-20
Kay Kay Wright.....2018-19
Aliyah Gregory.....2016-17

All-Conference Second Team

Tay Sanders.....2020-21
Zakiya Saunders.....2017-18
Zykira Lewis.....2014-15

All-Conference Third Team

Masseny Kaba.....2021-22
Tay Sanders.....2021-22
Brittney Smith.....2020-21
Brittney Smith.....2019-20
Zykira Lewis.....2016-17

Preseason All-Conference Team

Tay Sanders (First).....2021-22
Brittney Smith (First).....2020-21
Kay Kay Wright (First).....2019-20
Aliyah Gregory (First).....2017-18
Zykira Lewis (Second).....2016-17
Briahanna Jackson.....2013-14

All-Freshman Team

Masseny Kaba.....2017-18
Zykira Lewis.....2013-14

All-Tournament Team

Diamond Battles.....2020-21; 2021-22
Masseny Kaba.....2020-21; 2021-22
Kay Kay Wright.....2018-19

Player of the Year

Diamond Battles.....2021-22

Defensive Player of the Year

Diamond Battles.....2021-22

Coach of the Year

Katie Abrahamson-Henderson.....2021-22

Newcomer of the Year

Alisha Lewis.....2020-21

Sixth Player of the Year

Brittney Smith.....2021-22
Alisha Lewis.....2020-21
Kayla Thigpen.....2018-19

All-Academic Team

Diamond Battles.....2019-21
Bryeasha Blair.....2013-15
Kiera Brown.....2019-21
Colleen Bucknor.....2020-21
Breyanna Frazier.....2020-21
Georgia Gayle.....2019-20
Yanique Gordon.....2014-15
Aliyah Gregory.....2015-18
Andrea Hines.....2013-15
Jordan Jackson.....2013-14
Erica Juarbe.....2015-16
Masseny Kaba.....2019-21
Anna Kelly.....2017-18
Zykira Lewis.....2013-15
Sianni Martin.....2017-20
Brittini Montgomery.....2014-15
Fifi Ndour.....2014-18
Tolulope Omokore.....2016-19
Britney Onyeje.....2018-19
Jamesha Paul.....2016-19
Ashley Polacek.....2016-17
Makenzi Reasor.....2013-16
Becca Ripley.....2019-21
Briana Robinson.....2016-17
Delphine Robitaille.....2017-18
Tay Sanders.....2019-21
Zakiya Saunders.....2016-17
Nyala Shuler.....2014-16

Brittney Smith.....2018-21
Grace Stant.....2019-20
Stephanie Taylor.....2013-14
Destiny Thomas.....2019-21
Kayla Thomas.....2015-17
Asia Todd.....2020-21
Ruona Uwusiaba.....2017-18
Ashton Verhulst.....2020-21
Jnaya Walker.....2019-20
Aneesa Watson.....2013-14
Ty Willis.....2018-19
Lawriell Wilson.....2017-18
Kay Kay Wright.....2018-20

Team Academic Excellence Award

UCF.....2013-14

Conference-USA

All-Conference First Team

Emma Cannon.....2008-09
Aisha Patrick.....2011-12

All-Conference Second Team

Chelsie Wiley.....2010-11
D'Nay Daniels.....2010-11
Gevenia Carter.....2012-13

All-Conference Third Team

Tia Lewis.....2007-08
Chelsie Wiley.....2008-09
Emma Cannon.....2009-10

All-Defensive Team

Aisha Patrick.....2010-11

Coach of the Year

Joi Williams.....2008-09

Tournament MVP

Emma Cannon.....2009
Jelisa Caldwell.....2011

All-Tournament Team

Chelsie Wiley.....2009
Emma Cannon.....2009
Chelsie Wiley.....2011
Jelisa Caldwell.....2011
D'Nay Daniels.....2011

Freshman of the Year

Tia Lewis.....2007-08
Briahanna Jackson.....2012-13

All-Freshman Team

Emma Cannon.....2007-08
Tia Lewis.....2007-08
Briahanna Jackson.....2012-13

All-Academic Team

Keunta Miles.....2006-07
Kayli Keough.....2011-13

Commissioner's Honor Roll

Bryeasha Blair.....2011-13
Andrea Hines.....2011-13
Meghan Keough.....2011-13
Stephanie Taylor.....2011-12
Gevenia Carter.....2010-11
Sarah Green.....2010-11
Aarika Judge.....2010-11
Ashia Kelly.....2008-11
Kayli Keough.....2010-13
Leonella Montalvo.....2010-12
Jessica Hall.....2008-10
Racine Davis.....2008-09
Aisha Patrick.....2008-09
Jackie Akers.....2005-08
Diane Clark.....2006-07
Elizabeth Fieser.....2006-07
Francine Houston.....2005-07
Keunta Miles.....2005-07
Shayla Smith.....2005-07
Courtney Stroud.....2005-07
Shelby Weber.....2005-07
Chelsie Wiley.....2006-07
Courtney Chessher.....2005-06

Juliana Gomes.....2005-06
Alison Roberts.....2005-06
Lashaunda Slade.....2005-06

Commissioner's Academic Medal

Megan Keough.....2012-13
Kayli Keough.....2010-13
Elizabeth Fieser.....2005-07

Atlantic Sun Conference

All-Conference First Team

Celeste Hudson.....2004-05
Celeste Hudson.....2003-04
Chariya Davis.....1998-99
Shantrice Saxton.....1996-97
Tamika Coley.....1993-94
Tamika Coley.....1994-95
Tamika Coley.....1995-96

All-Conference Second Team

Ali Roberts.....2004-05
Takira Allen.....2003-04
Erin Paige.....2002-03
Jessica Scala.....2001-02
Chariya Davis.....1997-98

All-Conference Third Team

Adrienne Billings.....2000-01
LaToya Graham.....1999-00

All-Freshman Team

Shayla Smith.....2002-03
Ali Roberts.....2001-02
Adrienne Billings.....2000-01
Erin Paige.....1999-00

All-Tournament Team

Ali Roberts.....2004-05
Celeste Hudson.....2003-04
Ali Roberts.....2003-04
Erin Paige.....2002-03
Celeste Hudson.....2002-03
Chariya Davis.....1998-99
Kate Fetzek.....1998-99
Tamika Coley.....1995-96
Chariya Davis.....1995-96
Shantrice Saxton.....1995-96

Tournament MVP

Chariya Davis.....1998-99
Tamika Cooley.....1995-96

Coach of the Year

Gail Striegler.....2004-05
Gail Striegler.....2002-03
Lynn Bria.....1998-99

Player of the Year

Chariya Davis.....1998-99
Kristy Burns.....1985-86

Defensive Player of the Year

Celeste Hudson.....2004-05

All-Sun Belt Second Team

Tari Phillips.....1990-91

All-New South Women's First Team

Fayette Robinson.....1988-89
Kristy Burns.....1985-86
Susan Patz.....1985-86

All-New South Women's Second Team

Natalie Howard.....1989-90

New South Women's All-Tournament

Julie Cardinale.....1986-87

All-Sunshine State First Team

Dorine VanTongeren.....1983-84

All-Sunshine State Second Team

Karen Harvey.....1983-84
Rochelle Lee.....1983-84
Susan Patz.....1983-84
Karen Harvey.....1982-83
Dorine VanTongeren.....1982-83

Sunshine State Coach of the Year

Joe Sanchez.....1983-84
Joe Sanchez.....1982-83



YEAR-BY-YEAR LEADERS

Points

2023-24	Kaitlin Peterson.....	599
2022-23	Destiny Thomas.....	299
2021-22	Diamond Battles.....	417
2020-21	Diamond Battles.....	211
2019-20	Kay Kay Wright.....	506
2018-19	Kay Kay Wright.....	595
2017-18	Zakiya Saunders.....	447
2016-17	Zykira Lewis.....	527
2015-16	Zykira Lewis.....	411
2014-15	Zykira Lewis.....	567
2013-14	Zykira Lewis.....	378
2012-13	Gevenia Carter.....	534
2011-12	Aisha Patrick.....	357
2010-11	D'Nay Daniels.....	469
2009-10	Chelsie Wiley.....	314
2008-09	Emma Cannon.....	526
2007-08	Tia Lewis.....	360
2006-07	Francine Houston.....	421
2005-06	Francine Houston.....	366
2004-05	Ali Roberts.....	330
2003-04	Celeste Hudson.....	404
2002-03	Takira Allen.....	293
2001-02	Jessica Scala.....	314
2000-01	Adrienne Billings.....	264
1999-00	LaToya Graham.....	370
1998-99	Chariya Davis.....	575
1997-98	Chariya Davis.....	426
1996-97	Shantrice Saxon.....	434
1995-96	Tamika Coley.....	495
1994-95	Tamika Coley.....	494
1993-94	Tamika Coley.....	528
1992-93	Missy Briscoe.....	305
1991-92	Tamika Coley.....	489
1990-91	Tari Phillips.....	532
1989-90	Natalie Howard.....	400
1988-89	Fayette Robinson.....	419
1987-88	Anita Terlecky.....	399
1986-87	DeAnn Craft.....	502
1985-86	Kristy Burns.....	691
1984-85	Susan Patz.....	488
1983-84	Susan Patz.....	472
1982-83	Dorine Van Tongeren.....	492
1981-82	Teresa Tinsley.....	537
1980-81	Meg Fahey.....	413
1979-80	Mary Holapa.....	318
1978-79	Kristy Boston.....	269
1977-78	Cynthia Jacobs.....	279

Field Goal Pct. (100 attempts)

2023-24	Achol Akot.....	527 (58-110)
2022-23	Destiny Thomas.....	447 (105-235)
2021-22	Brittney Smith.....	540 (127-235)
2020-21	Brittney Smith.....	529 (82-155)
2019-20	Brittney Smith.....	506 (127-251)
2018-19	Masseny Kaba.....	469 83-177)
2017-18	Masseny Kaba.....	478 (109-228)
2016-17	Joslyn Massey.....	515 (69-134)
2015-16	Joslyn Massey.....	495 (90-182)
2014-15	Brittney Montgomery.....	505 (105-208)
2013-14	Brittney Montgomery.....	465 (74-159)
2012-13	Erika Jones.....	481 (127-264)
2011-12	Erika Jones.....	459 (85-185)
2010-11	D'Nay Daniels.....	504 (181-359)
2009-10	D'Nay Daniels.....	436 (106-243)
2008-09	Emma Cannon.....	509 (191-375)
2007-08	Tia Lewis.....	533 (154-289)
2006-07	Keunta Miles.....	457 (148-324)
2005-06	Shelby Weber.....	502 (112-223)
2004-05	Takira Allen.....	474 (102-215)
2003-04	Ali Roberts.....	524 (109-208)
2002-03	Adrienne Billings.....	529 (83-157)
2001-02	Adrienne Billings.....	555 (91-164)
2000-01	Adrienne Billings.....	491 (105-214)
1999-00	Erin Paige.....	525 (94-179)
1998-99	LaToya Graham.....	531 (76-143)
1997-98	Chat McClendon.....	521 (114-219)
1996-97	Shantrice Saxon.....	489 (177-362)
1995-96	Tamika Coley.....	473 (185-391)
1994-95	Tamika Coley.....	489 (176-360)
1993-94	LaTonya Johnson.....	507 (76-150)
1992-93	Debby Batz.....	476 (79-166)
1991-92	Debby Batz.....	509 (89-169)
1990-91	Debby Batz.....	575 (69-120)

1989-90	Kelly Bradley.....	547 (134-245)
1988-89	Yolanda Rhodes.....	497 (84-169)
1987-88	Melina Nunes.....	464 (90-194)
1986-87	DeAnn Craft.....	524 (204-389)
1985-86	Christine Strahl.....	616 (101-164)
1984-85	DeAnn Craft.....	522 (200-383)
1983-84	Rochelle Lee.....	519 (123-237)
1982-83	Dorine Van Tongeren.....	444 (193-435)
1981-82	Marcie Swilley.....	481 (149-310)
1980-81	Teresa Tinsley.....	455 (95-209)
1979-80	Meg Fahey.....	486 (108-222)
1978-79	Laura Smith.....	462 (102-221)
1977-78	Cynthia Jacobs.....	453 (115-251)

Free Throw Pct. (50 attempts)

2023-24	Laila Jewett.....	900 (45-50)
2022-23	Mya Burns.....	800 (64-80)
2021-22	Diamond Battles.....	787 (100-127)
2020-21	Diamond Battles.....	774 (72-93)
2019-20	Kay Kay Wright.....	860 (92-107)
2018-19	Kay Kay Wright.....	822 (106-129)
2017-18	Aliyah Gregory.....	767 (56-73)
2016-17	Aliyah Gregory.....	805 (95-118)
2015-16	Aliyah Gregory.....	750 (42-56)
2014-15	Zykira Lewis.....	807 (67-83)
2013-14	Zykira Lewis.....	756 (59-78)
2012-13	Sara Djassi.....	745 (73-98)
2011-12	Aisha Patrick.....	704 (76-108)
2010-11	Chelsie Wiley.....	804 (90-112)
2009-10	Chelsie Wiley.....	787 (58-61)
2008-09	Angelica Mealing.....	809 (72-89)
2007-08	Chelsie Wiley.....	694 (68-98)
2006-07	Keunta Miles.....	540 (54-100)
2005-06	Shelby Weber.....	831 (54-65)
2004-05	Shelby Weber.....	820 (41-50)
2003-04	Celeste Hudson.....	793 (96-121)
2002-03	Marvelous Washington.....	720 (72-100)
2001-02	Jessica Scala.....	765 (52-68)
2000-01	Marvelous Washington.....	711 (54-76)
1999-01	Erin Paige.....	686 (48-70)
1998-99	Chariya Davis.....	797 (141-177)
1997-98	Chariya Davis.....	801 (141-176)
1996-97	Chat McClendon.....	763 (45-59)
1995-96	Shantrice Saxon.....	620 (44-71)
1994-95	Wynetta Ollie.....	739 (51-69)
1993-94	Missy Briscoe.....	804 (45-56)
1992-93	Missy Briscoe.....	811 (77-95)
1991-92	Debby Batz.....	773 (68-88)
1990-91	Tari Phillips.....	616 (93-151)
1989-90	Kelly Bradley.....	776 (59-76)
1988-89	Stark Welch.....	857 (48-56)
1987-88	Marni Schmidt.....	709 (61-86)
1986-87	DeAnn Craft.....	922 (94-102)
1985-86	Kristy Burns.....	814 (105-129)
1984-85	DeAnn Craft.....	789 (56-71)
1983-84	Rochelle Lee.....	750 (60-80)
1982-83	Karen Harvey.....	747 (68-91)
1981-82	Teresa Tinsley.....	686 (59-86)
1980-81	Meg Fahey.....	745 (105-141)
1979-80	Mary Holapa.....	767 (56-73)
1978-79	Laura Smith.....	651 (41-63)
1977-78	Donna Springer.....	651 (56-86)
1977-78	Kristy Boston.....	661 (39-59)

Three Point Pct (Min 30 Attempts)

2023-24	Laila Jewett.....	394 (45-50)
2022-23	Laila Jewett.....	336 (42-125)
2021-22	Alisha Lewis.....	419 (44-105)
2020-21	Alisha Lewis.....	449 (40-89)
2019-20	Georgia Gayle.....	57-142 (.401)
2018-19	Kay Kay Wright.....	29-83 (.349)
2017-18	Zakiya Saunders.....	20-62 (.323)
2016-17	Zykira Lewis.....	80-261 (.307)
2015-16	Ashley Polacek.....	29-90 (.322)
2014-15	Zykira Lewis.....	86-252 (.341)
2013-14	Briahanna Jackson.....	30-83 (.361)
2012-13	Briahanna Jackson.....	332 (106-152)
2011-12	Gevenia Carter.....	229 (19-83)
2010-11	Chelsie Wiley.....	359 (80-223)
2009-10	Marshay White.....	345 (30-87)
2008-09	Chelsie Wiley.....	410 (73-178)
2007-08	Angelica Mealing.....	317 (19-60)
2006-07	Francine Houston.....	381 (82-215)
2005-06	Francine Houston.....	361 (78-216)

2004-05	Celeste Hudson.....	357 (45-126)
2003-04	Celeste Hudson.....	348 (70-201)
2002-03	Celeste Hudson.....	412 (42-102)
2001-02	Jessica Scala.....	446 (50-112)
2000-01	Lanetra Cooks.....	353 (47-133)
1999-00	Diana Hill.....	389 (28-51)
1998-99	Kate Fetzek.....	453 (34-75)
1997-98	Nancy Richter.....	441 (26-59)
1996-97	Kelli Murray.....	326 (28-86)
1995-96	Priscilla Smith.....	333 (27-81)
1994-95	Priscilla Smith.....	277 (28-101)
1993-94	Tara Gibson.....	316 (12-38)
1992-93	Tara Gibson.....	385 (30-78)
1991-92	Brinda Green.....	313 (15-48)
1990-91	Tari Phillips.....	371 (13-35)
1989-90	Kelly Lincoln.....	455 (15-45)
1988-89	Stark Welch.....	400 (18-45)
1987-88	Sherry Asplen.....	352 (32-91)

Assists

2023-24	Laila Jewett.....	99
2022-23	Sierra Godbolt.....	98
2021-22	Alisha Lewis.....	111
2020-21	Diamond Battles.....	77
2019-20	Kay Kay Wright.....	111
2018-19	Kay Kay Wright.....	115
2017-18	Kay Kay Wright.....	139
2016-17	Kay Kay Wright.....	129
2015-16	Ashley Polacek/Aliyah Gregory.....	80
2014-15	Andrea Hines.....	130
2013-14	Andrea Hines.....	86
2012-13	Gevenia Carter.....	89
2011-12	Gevenia Carter.....	77
2010-11	Aisha Patrick.....	134
2009-10	Angelica Mealing.....	104
2008-09	Angelica Mealing.....	112
2007-08	Marshay White.....	99
2006-07	Celeste Hudson.....	79
2006-07	Lashaunda Slade.....	79
2005-06	LaShay King.....	128
2004-05	Lashaunda Slade.....	118
2003-04	LaShay King.....	116
2002-03	Shayla Smith.....	86
2001-02	Jessica Scala.....	116
2000-01	Yvette Ash.....	70
1999-00	Diana Hill.....	77
1998-99	Chariya Davis.....	157
1997-98	Chariya Davis.....	121



Kay Kay Wright



YEAR-BY-YEAR LEADERS

1996-97	Chariya Davis	112
1995-96	Chariya Davis	141
1994-95	Priscilla Smith	83
1993-94	Missy Briscoe	113
1992-93	Tara Gibson	137
1991-92	Brinda Green	122
1990-91	Tracey Stowe	75
1989-90	Tracey Stowe	135
1988-89	Brinda Green	70
1987-88	Anita Terlecky	107
1986-87	Julie Cardinale	161
1985-86	Julie Cardinale	254
1984-85	DeAnn Craft	120
1983-84	Karen Harvey	142
1982-93	Karen Harvey	59
1981-82	Karen Harvey	171
1980-81	Marcie Swiley	123
1979-80	Dale Zimmerman	122
1977-79	N/A	

Rebounds

2023-24	Khyala Ngodu	164
2022-23	Destiny Thomas	308
2021-22	Destiny Thomas	236
2020-21	Masseny Kaba	132
2019-20	Masseny Kaba	193
2018-19	Nyala Shuler	217
2017-18	Nyala Shuler	234
2016-17	Joslyn Massey	217
2015-16	Joslyn Massey	215
2014-15	Brittini Montgomery	209
2013-14	Brittini Montgomery	258
2012-13	Erika Jones	326
2011-12	Erika Jones	274
2010-11	Aisha Patrick	260
2009-10	Emma Cannon	249
2008-09	Emma Cannon	393
2007-08	Tia Lewis	345
2006-07	Keunta Miles	204
2005-06	Shelby Weber	196
2004-05	Shelby Weber	195
2003-04	Takira Allen	205
2002-03	Erin Paige	190
2001-02	Ali Roberts	198
2000-01	Adrienne Billings	182
1999-00	LaToya Graham	186
1998-99	Chariya Davis	184
1997-98	Stacey DeVeaux	163
1996-97	Shantrice Saxon	218
1995-96	Tamika Coley	307
1994-95	Tamika Coley	299
1993-94	Tamika Coley	325
1992-93	Lonnnette Frazier	197
1991-92	Tamika Coley	280

1990-91	Tari Phillips	261
1989-90	Jill Killen	226
1988-89	Fayette Robinson	251
1987-88	Marni Schmidt	222
1986-87	Fayette Robinson	233
1985-86	Christine Strahl	171
1984-85	Susan Patz	196
1983-84	Dorine VanTongeren	244
1982-83	Dorine VanTongeren	235
1981-82	Andrea Jackson	316
1980-81	Susan Prehn	183
1979-80	Sonja Manley	204
1978-79	Donna Springer	205
1977-78	Cynthia Jacobs	236

Steals

2023-24	Kaitlin Peterson	59
2022-23	Destiny Thomas	47
2021-22	Alisha Lewis	79
2020-21	Diamond Battles	50
2019-20	Kay Kay Wright	61
2018-19	Kay Kay Wright	64
2017-18	Kay Kay Wright	76
2016-17	Zykira Lewis	101
2015-16	Zykira Lewis	54
2014-15	Zykira Lewis	55
2013-14	Zykira Lewis	47
2012-13	Briahanna Jackson	108
2011-12	Aisha Patrick	63
2010-11	Aisha Patrick	82
2009-10	Aisha Patrick	64
2008-09	Aisha Patrick	75
2007-08	Marshay White	53
2006-07	Keunta Miles	40
2005-06	LaShaey King	31
2004-05	Celeste Hudson	58
2003-04	Celeste Hudson	23
2002-03	Shayla Smith	47
2001-02	Jessica Scala	64
2000-01	LaToya Graham	31
1999-00	LaDonna Larry	42
1998-99	Chariya Davis	75
1997-98	Chariya Davis	77
1996-97	Chariya Davis	71
1995-96	Chariya Davis	61
1994-95	Gylaunda Henderson	77
1993-94	Tamika Coley	61
1992-93	Tara Gibson	53
1991-93	Brinda Green	81
1990-91	Yolanda Rhodes	78
1989-90	Yolanda Rhodes	54
1988-89	Fayette Robinson	69
1987-88	Anita Terlecky	103
1986-87	Julie Cardinale	70
1985-86	Julie Cardinale	81

THE LAST TIME...

UCF scored 100 or more points...

vs. Bethune-Cookman, Nov. 6, 2023 (W, 101-63)

UCF played an overtime game...

vs. Houston, Jan. 27, 2024 (W, 92-87)

UCF played a double overtime game...

vs. Samford, Nov. 26, 2022 (W, 79-74)

UCF won a game by 20+ points...

vs. New Orleans, Dec. 11, 2023 (W, 72-45)

UCF won a game by 30+ points...

vs. Bethune-Cookman, Nov. 6, 2023 (W, 101-63)

UCF held an opponent under 35 points...

vs. Winthrop, Nov. 7, 2022 (W, 72-32)

A UCF player scored 20 or more points...

vs. Cincinnati, March 7, 2024 (L, 67-62)
Kaitlin Peterson, 31 points

Two UCF players scored 20 or more pts...

vs. Houston, Jan. 27, 2024 (W, 92-87 OT)
Kaitlin Peterson, 27 pts; Khyala Ngodu, 25 pts

A UCF player scored 30 or more pts....

vs. Cincinnati, March 7, 2024 (L, 67-62)
Kaitlin Peterson, 31 points

A UCF player recorded a double-double...

vs. Cincinnati, Feb. 7, 2024 (L, 67-61)
Khyala Ngodu (11 points, 13 rebounds)

Two UCF players recorded double-doubles...

vs. Houston, Jan. 27, 2024 (W, 92-87 OT)
Khyala Ngodu (25 pts, 12 reb);
Morgan Robinson-Nwagwu (12 pts, 10 reb)

A UCF player had 10 or more assists...

vs. Tulsa, March 6, 2023 (W, 69-53)
Sierra Godbolt, 10

A UCF player had 20 or more rebounds...

vs. Cincinnati, Feb. 25, 2023 (W, 64-54)
Destiny Thomas, 20

A UCF player had five or more steals...

at Texas Tech, Feb. 10, 2024 (W, 69-64)
Kaitlin Peterson, 8

A UCF player had five or more blocks...

at Memphis, Feb. 11, 2023 (L, 50-48 OT)
Mya Burns, 5

A UCF player had five or more three-pointers...

vs. New Orleans, Dec. 11, 2023 (W, 72-45)
Laila Jewett, 7



Alisha Lewis

CAREER 1,000-POINT SCORERS



TAMIKA COLEY
1991-92, 93-96
2,006 points



ZYKIRA LEWIS
2013-17
1,883 points



KAY KAY WRIGHT
2016-20
1,614 points



SUSAN PATZ
1982-86
1,587 points



CHELSIE WILEY
2006-10
1,531 points



CHARIYA DAVIS
1995-99
1,517 points



ALIYAH GREGORY
2014-18
1,437 points



YOLANDA RHODES
1988-92
1,322 points



D'NAY DANIELS
2007-10
1,217 points



AISHA PATRICK
2008-12
1,189 points



KRISTY BURNS
1982-86
1,154 points



EMMA CANNON
2007-10
1,154 points



GEVENIA CARTER
2009-13
1,111 points



GYLAUNDA
HENDERSON
1993-97
1,089 points



FRANCINE HOUSTON
2004-07
1,064 points



TAKIRA ALLEN
2001-05
1,048 points



CELESTE HUDSON
2002-05, 06-07
1,048 points



ALI ROBERTS
2001-05
1,034 points



MARCIE SWILLEY
1979-83
1,017 points



SINGLE GAME RECORDS

Most Points

1. Tari Phillips vs. Lamar (2/9/91).....	45
2. Zykira Lewis vs. FAU (11/14/14).....	41
Tari Phillips vs. Texas Pan-Am (2/7/91).....	41
4. Kay Kay Wright vs. Wichita State (3/2/20).....	37
Tari Phillips vs. Stetson (3/1/91).....	37
Susan Patz vs. Harvard (12/19/83).....	37
7. Shantrice Saxon vs. Miss. Valley St. (11/30/96).....	36
DeAnn Craft vs. Tulane (1/18/87).....	36
Kristy Burns vs. Mercer (2/6/86).....	36
Dorine VanTongeren vs. St. Leo (2/10/84).....	36

Most Rebounds

1. Destiny Thomas vs Seton Hall (12/11/22).....	24
Brittini Montgomery at Iona (12/14/14).....	24
Brittini Montgomery at FAU (12/13/13).....	24
Erika Jones vs. South Alabama (11/12/11).....	24
5. Tari Phillips vs. Texas Pan-Am (2/7/91).....	23
Marni Schmidt vs. Cheney (1/16/88).....	22
7. Brittini Montgomery vs. Akron (12/17/14).....	21
Tamika Coley vs. Jacksonville St. (3/2/96).....	21
9. Destiny Thomas vs Cincinnati (2/25/23).....	20
Tolulope Omokore vs SMU (2/20/16).....	20
Erika Jones vs. East Carolina (1/5/12).....	20
Emma Cannon at Memphis (1/8/09).....	20
Emma Cannon at SMU (2/7/09).....	20
Emma Cannon vs. Memphis (1/15/10).....	20
Shantrice Saxon vs. Miss. Valley St.(11/30/96).....	20
Tamika Coley vs. Ga. Southern (12/3/94).....	20
Tamika Coley vs. Florida Atlantic (2/22/94).....	20
Sonya Manley vs. Livingston (3/6/80).....	20
Cynthia Jacobs vs. Florida (1/25/78).....	20

Most Assists

1. Karen Harvey vs. Rollins (2/23/84).....	16
2. Julie Cardinale vs. Marist (1/8/86).....	15
3. Vivian Weaver vs. UAB (2/11/91).....	14
Tracey Stowe vs. FIU (1/13/90).....	14
Julie Cardinale vs. South Carolina (2/17/86).....	14
6. Aisha Patrick vs. East Carolina (1/29/09).....	13
Four others tied with.....	13

Most Steals

1. Anita Terlecky vs. Florida A&M (2/22/88).....	10
Terri Jo Wendt vs. Miami (12/4/86).....	10
Rochelle Lee vs. Delaware State (12/28/84).....	10
4. LaShay King at Troy (12/11/05).....	9
Andrea Jackson vs. Rollins (2/12/82).....	9
6. Seven tied with.....	8

Most Blocks

1. Meg Schuler vs. Livingston (3/14/82).....	11
2. Shelby Weber vs. Colgate (12/18/04).....	8
3. Ali Roberts vs. Gardner-Webb (2/17/05).....	7
Shelby Weber at Jacksonville (1/29/05).....	7
Ali Roberts vs. Jacksonville (2/21/02).....	7
Ali Roberts at North Texas (12/17/01).....	7
Shannon King vs. Coastal Carolina (12/29/88).....	7
8. Stephanie Taylor vs. Presbyterian (12/17/12).....	6
Adrienne Billings vs. TAMUCC (12/21/02).....	6
Ali Roberts vs. Stetson (2/23/02).....	6
Ali Roberts at Florida Atlantic (1/9/02).....	6
Meg Schuler vs. Flagler (1/16/82).....	6

Most Free Throws Made

1. Kay Kay Wright vs. Pacific (12/17/18).....	16
2. Morgan Robinson-Nwagwu vs. W. Va. (1/13/24).....	14
Chariya Davis vs. Stetson (3/4/99).....	14
Meg Fahey vs. Wright State (1/15/81).....	14
3. Aisha Patrick vs. So. Miss (2/16/12).....	13
Aisha Patrick vs. UAB (1/13/11).....	13
Fahey vs. Miami (2/6/81).....	13
6. Aliyah Gregory vs. Cincinnati (1/24/17).....	12
Briahanna Jackson vs. Memphis (2/10/13).....	12
Aisha Patrick vs. ECU (1/5/12).....	12
Chelsie Wiley vs. UAB (3/1/09).....	12
Dorine VanTongeren vs. St. Leo (2/10/84).....	12
Dorine VanTongeren vs. W.Carolina (12/4/82).....	12

Most Three-Point FGs Made

1. Zykira Lewis vs. FAU (11/14/14).....	8
Chelsie Wiley vs. Ole Miss (12/20/08).....	8
Francine Houston at Memphis (2/17/07).....	8
Francine Houston vs. Tulsa (2/4/07).....	8
5. Laila Jewett vs. New Orleans (12/11/23).....	7
Chelsie Wiley vs. Marshall (1/31/09).....	7
Chelsie Wiley at UTEP (2/24/10).....	7
Francine Houston at Marshall (1/20/06).....	7
Francine Houston vs. Princeton (11/26/05).....	7
Celeste Hudson vs. Campbell (2/19/04).....	7
Lanetra Cooks vs. Mississippi (12/22/01).....	7
Kelli Ely vs. Samford (2/13/99).....	7

Most Field Goals Made

1. Tari Phillips vs. Lamar (2/9/91).....	18
Tari Phillips vs. Texas Pan-Am (2/7/91).....	18
3. Kristy Burns vs. Queens (12/30/84).....	17
4. Aliyah Gregory at USF (2/14/17).....	15
Tari Phillips vs. Stetson (3/1/91).....	15
Kristy Burns vs. Furman (11/29/85).....	15
Susan Patz vs. Rollins (2/23/84).....	15
Rochelle Lee vs. Eckerd (2/18/84).....	15
9. Eleven tied with.....	14

Most Field Goals Attempted

1. Zakiya Saunders vs. USF (2/18/18).....	34
2. Zykira Lewis vs. Akron (12/17/14).....	33
Briahanna Jackson vs. Missouri St. (12/21/12).....	30
Anita Terlecky vs. Georgia State (1/11/88).....	30
Kristy Burns vs. South Carolina (2/17/86).....	30
5. Zykira Lewis vs. UConn (1/21/15).....	29
Tari Phillips vs. Lamar (2/9/91).....	29
7. Tamika Coley vs. Jacksonville State (3/2/96).....	28
8. Aliyah Gregory at Tulsa (2/11/17).....	27
Tari Phillips vs. Stetson (3/1/91).....	27
Kristy Burns vs. Arkansas (12/13/85).....	27
Meg Fahey vs. Flagler (2/26/81).....	27
Cindy Frank vs. Flagler (1/31/79).....	27

Best FG Percentage (Min. 8 Attempts)

1. Gayle Blutchter vs. Fla. Southern (2/16/80).....	1.000 (8-8)
2. Shelby Weber vs. Memphis (2/19/06).....	.917 (11-12)
3. Emma Cannon vs. Memphis (1/26/09).....	.900 (9-10)
Christine Strahl vs. Youngstown St. (12/18/85).....	.900 (9-10)
5. Shelby Weber at UAB (1/29/06).....	.889 (8-9)
6. Brittney Smith at Cincinnati (1/12/20).....	.875 (7-8)
7. Six others tied with.....	.875 (7-8)

Most Free Throws Attempted

1. Gayle Blutchter vs. Florida (2/16/81).....	19
2. Meg Fahey vs. Miami (2/6/81).....	18
3. Briahanna Jackson vs. Memphis (2/10/13).....	17
Gayle Blutchter vs. Stetson (12/15/80).....	17
5. Kay Kay Wright vs. Pacific (12/17/18).....	16
Chariya Davis vs. Stetson (3/4/99).....	16
Tamika Coley vs. Ga. Southern (12/3/94).....	16
Meg Fahey vs. Wright State (1/15/81).....	16
9. Erika Jones vs. UTEP (2/17/13).....	15
Aisha Patrick vs. ECU (1/5/12).....	15
Aisha Patrick vs. UAB (1/13/11).....	15
LaDonna Larry vs. Radford (7/21/97).....	15
Anita Terlecky vs. Georgia State (1/11/88).....	15
Gayle Blutchter vs. Florida State (12/12/80).....	15

Best FT Percentage (Min. 9 Attempts)

1. Nine tied with.....	1.000
Aliyah Gregory vs. Cincinnati (1/24/17).....	.12-12
Chelsie Wiley vs. FAU(11/22/08).....	10-10
Kelli Ely vs. Stetson (2/20/99).....	10-10
Missy Briscoe vs. LSU (12/19/92).....	10-10
DeAnn Craft vs. W. Michigan (11/29/86).....	10-10
Karen Harvey vs. FSU (12/5/83).....	10-10
Meg Fahey vs. St. Leo (1/29/80).....	10-10
Shelby Weber at UAB (1/29/06).....	9-9
Dorine VanTongeren vs. Rollins (2/20/84).....	9-9

Best 3FG Percentage (Min. 6 Attempts)

1. Chelsie Wiley vs. Ole Miss (12/20/08).....	.889 (8-9)
2. Georgia Gayle vs. ECU (1/5/20).....	.857 (6-7)
3. Kaitlin Peterson at Baylor (1/20/24).....	.833 (5-6)
Sianni Martin vs. Pitt (11/6/19).....	.833 (5-6)
4. Zykira Lewis vs. FAU (11/14/14).....	.800 (8-10)
5. Francine Houston vs. Tulsa (2/4/07).....	.800 (8-10)
6. Chelsie Wiley vs. Marshall (1/31/09).....	.778 (7-9)
7. Celeste Hudson at Georgia State (2/10/05).....	.750 (6-8)
Lanetra Cooks vs. Jacksonville St. (3/2/02).....	.750 (6-8)
9. Francine Houston vs. Belmont (12/2/04).....	.714 (5-7)
10. Chelsie Wiley at UTEP (1/24/10).....	.700 (7-10)

Most 3FGs Attempted

1. Lanetra Cooks vs. Campbell (1/24/02).....	18
2. Zykira Lewis vs. UConn (1/21/15).....	16
Francine Houston at Memphis (2/17/07).....	16
Francine Houston vs. Marshall (1/20/06).....	16
5. Zykira Lewis vs. Akron (17/17/14).....	15
Francine Houston vs. SMU (3/1/07).....	15
Priscilla Smith vs. FIU (1/7/95).....	15
Sherry Asplen vs. UNC (11/28/87).....	15
9. Kaitlin Peterson vs. New Orleans (12/11/23).....	14
Sydney McDonald at Tulane (2/13/19).....	14

SINGLE SEASON RECORDS

Most Points

1. Kristy Burns (85-86).....	691
2. Kaitlin Peterson (23-24).....	599
3. Kay Kay Wright (18-19).....	595
4. Chariya Davis (98-99).....	575
5. Zykira Lewis (14-15).....	567
6. Teresa Tinsley (81-82).....	537
7. Gevenia Carter (12-13).....	534
8. Tari Phillips (90-91).....	532
9. Tamika Coley (93-94).....	528
10. Zykira Lewis (16-17).....	527

Most Rebounds

1. Emma Cannon (08-09).....	393
2. Tia Lewis (07-08).....	345
3. Erika Jones (12-13).....	326
4. Tamika Coley (93-94).....	325
5. Andrea Jackson (81-82).....	316
6. Destiny Thomas (22-23).....	308
7. Tamika Coley (95-96).....	307
8. Tamika Coley (94-95).....	299
9. Tamika Coley (91-92).....	280
10. Erika Jones (11-12).....	274

Most Assists

1. Julie Cardinale (85-86).....	254
2. Karen Harvey (81-82).....	171
3. Julie Cardinale (86-87).....	161
4. Chariya Davis (98-99).....	157
5. Karen Harvey (83-84).....	142
6. Chariya Davis (95-96).....	141
7. Kay Kay Wright (17-18).....	139
8. Tara Gibson (92-93).....	137
9. Tracey Stowe (89-90).....	135
10. Aisha Patrick (10-11).....	134



Zykira Lewis

Most Steals

1. Briahanna Jackson (12-13).....	108
2. Anita Terlecky (87-88).....	103
3. Zykira Lewis (16-17).....	101
4. Marcie Swilley (81-82).....	87
5. Aisha Patrick (10-11).....	82
6. Julie Cardinale (85-86).....	81
7. Brinda Green (91-92).....	81
8. Yolanda Rhodes (90-91).....	78
9. Kristy Burns (85-86).....	77
Chariya Davis (97-98).....	77

Most Blocks

1. Meg Schuler (81-82).....	80
2. Ali Roberts (01-02).....	78
3. Ali Roberts (04-05).....	73
4. Shelby Weber (04-05).....	64
5. Destiny Thomas (22-23).....	47
6. Shelby Weber (05-06).....	41
Masseny Kaba (21-22).....	41
8. Shannon King (88-89).....	40
9. Shelby Weber (03-04).....	39
10. Ali Roberts (03-04).....	38

Most Free Throws Made

1. Chariya Davis (98-99).....	201
2. Emma Cannon (08-09).....	144
3. Tamika Coley (93-94).....	142
4. Chariya Davis (97-98).....	141
5. Kaitlin Peterson (23-24).....	138
6. Tamika Coley (93-94).....	134
7. Tamika Coley (95-96).....	125
8. Dorine VanTongeren (82-83).....	119
9. Tamika Coley (91-92).....	111
10. Dorine VanTongeren (82-83).....	110

Most 3FGs Made

1. Zykira Lewis (14-15).....	86
2. Francine Houston (06-07).....	82
3. Zykira Lewis (16-17).....	80
Chelsie Wiley (10-11).....	80
5. Francine Houston (05-06).....	78
6. Chelsie Wiley (08-09).....	73
7. Celeste Hudson (03-04).....	70
8. Zykira Lewis (15-16).....	68
9. Kaitlin Peterson (23-24).....	65
10. Briahanna Jackson (12-13).....	63

Most Field Goals Made

1. Kristy Burns (85-86).....	293
2. Teresa Tinsley (81-82).....	239
3. Kay Kay Wright (18-19).....	230
4. Tari Phillips (90-91).....	213
5. Zykira Lewis (14-15).....	207
6. Aliyah Gregory (16-17).....	206
7. DeAnn Craft (86-87).....	204
8. Gevenia Carter (12-13).....	203
9. Kristy Burns (84-85).....	201
10. Chariya Davis (98-99).....	201

Best Scoring Average

1. Kristy Burns (85-86).....	24.6
2. Tari Phillips (90-91).....	21.3
3. Kaitlin Peterson (23-24).....	20.7
4. Tamika Coley (93-94).....	19.6
5. DeAnn Craft (86-87).....	19.3
6. Chariya Davis (98-99).....	19.2
7. Zykira Lewis (14-15).....	19.1
8. Tamika Coley (94-95).....	18.3
9. Kay Kay Wright (18-19).....	18.0
10. Meg Fahey (80-81).....	17.9
Briahanna Jackson (13-14).....	17.8

Best Rebound Average

1. Tari Phillips (90-91).....	12.4
2. Tamika Coley (93-94).....	12.0
3. Emma Cannon (08-09).....	11.6
4. Tia Lewis (07-08).....	11.5
5. Cynthia Jacobs (77-78).....	11.2
6. Tamika Coley (94-95).....	11.1
7. Destiny Thomas (22-23).....	11.0
8. Tamika Coley (95-96).....	10.6
9. Tamika Coley (91-92).....	10.0
Emma Cannon (09-10).....	10.0

Most Field Goals Attempted

1. Teresa Tinsley (81-82).....	545
2. Zykira Lewis (14-15).....	543
3. Kristy Burns (85-86).....	540
4. Kay Kay Wright (18-19).....	528
5. Briahanna Jackson (12-13).....	527
6. Kaitlin Peterson (23-24).....	518
7. Gevenia Carter (12-13).....	513
8. Zykira Lewis (16-17).....	506
9. Aliyah Gregory (16-17).....	465
10. Zakiya Saunders (17-18).....	457

Most Free Throws Attempted

1. Tamika Coley (94-95).....	242
2. Tamika Coley (93-94).....	241
3. Tamika Coley (95-96).....	217
4. LaToya Graham (99-00).....	213
5. Tamika Coley (91-92).....	196
6. Emma Cannon (08-09).....	184
7. Kaitlin Peterson (23-24).....	183
8. Chariya Davis (98-99).....	177
9. Chariya Davis (97-98).....	176
10. LaToya Graham (00-01).....	172

Best FT Percentage (Min. 50 attempts)

1. DeAnn Craft (86-87).....	.922 (94-102)
2. Laila Jewett (23-24).....	.900 (45-50)
3. Kay Kay Wright (19-20).....	.860 (92-107)
4. Stark Welch (88-89).....	.857 (48-56)
5. Shelby Weber (05-06).....	.831 (54-65)
6. Kay Kay Wright (18-19).....	.822 (106-129)
7. Shelby Weber (04-05).....	.820 (41-50)
8. Kristy Burns (85-86).....	.814 (105-129)
9. Missy Briscoe (92-93).....	.811 (77-95)
10. Angelica Mealing (08-09).....	.809 (72-89)
Zykira Lewis (14-15).....	.807 (67-83)

Most 3FGs Attempted

1. Zykira Lewis (16-17).....	261
2. Zykira Lewis (14-15).....	252
3. Chelsie Wiley (10-11).....	223
4. Francine Houston (05-06).....	216
5. Francine Houston (06-07).....	215
6. Zykira Lewis (15-16).....	213
7. Celeste Hudson (03-04).....	201
8. Kaitlin Peterson (23-24).....	197
9. Rachel Ranke (22-23).....	194
10. Briahanna Jackson (12-13).....	190
Chelsie Wiley (08-09).....	178

Best 3FG Percentage (Min. 50 Attempts)

1. Kate Fetzek (98-99).....	.453 (34-75)
2. Alisha Lewis (20-21).....	.449 (40-89)
3. Jessica Scala (01-02).....	.446 (50-112)
4. Nancy Richter (97-98).....	.441 (26-59)
5. Ashia Kelly (10-11).....	.425 (34-80)
6. Kelli Ely (97-98).....	.422 (62-147)
7. Celeste Hudson (02-03).....	.412 (42-102)
8. Chelsie Wiley (08-09).....	.410 (73-178)
9. Georgia Gayle (19-20).....	.401 (57-142)
10. Laila Jewett (23-24).....	.394 (37-94)



CAREER RECORDS

Most Points

1. Tamika Coley (91-92, 93-96).....	2,006
2. Zykira Lewis (13-17)	1,883
3. Kay Kay Wright (16-20).....	1,614
4. Susan Patz (82-86).....	1,587
5. Chelsie Wiley (07-11).....	1,531
6. Chariya Davis (95-99).....	1,517
7. Aliyah Gregory (14-18)	1,437
8. Yolanda Rhodes (88-92)	1,322
9. D'Nay Daniels (07-11).....	1,217
10. Aisha Patrick (08-12)	1,189

Most Rebounds

1. Tamika Coley (91-92, 93-96).....	1,211
2. Emma Cannon (07-10).....	903
3. Erika Jones (10-14)	882
4. Nyala Shuler (14-19)	837
5. Aisha Patrick (08-12)	819
6. Destiny Thomas (19-23).....	719
7. Masseny Kaba (17-22).....	698
8. Adrienne Billings (00-04)	676
9. D'Nay Daniels (07-11).....	649
10. Chariya Davis (95-99)	634
10. Ali Roberts (01-05).....	613

Most Assists

1. Chariya Davis (95-99).....	531
2. Kay Kay Wright (16-20).....	494
3. Julie Cardinale (83-87)	415
4. Karen Harvey (80-84).....	396
5. Aisha Patrick (08-12).....	357
6. Angelica Mealing (07-11)	327
7. Marcie Swilley (79-83)	326
8. LaShay King (02-06).....	322
9. Shayla Smith (02-06).....	304
10. Brinda Green (88-92)	257

Most Steals

1. Chariya Davis (95-99).....	284
Aisha Patrick (08-12)	284
3. Kay Kay Wright (16-20).....	268
4. Zykira Lewis (13-17)	257
5. Marcie Swilley (79-83)	250
6. Yolanda Rhodes (88-92)	243
7. Tamika Coley (91-92, 93-96).....	202
8. Gylaunda Henderson (93-97).....	189
9. Brinda Green (88-92)	176
10. Celeste Hudson (02-05, 06-07).....	153

Most Blocks

1. Ali Roberts (01-05).....	219
2. Shelby Weber (02-06).....	157
3. Masseny Kaba (17-22).....	123
4. Adrienne Billings (00-04)	109
5. Destiny Thomas (19-23).....	99
6. Meg Schuler (81-83).....	96
7. Shannon King (88-91).....	86
8. Susan Patz (82-86).....	85
9. Nyala Shuler (14-19)	84
10. Ndeye "Fifi" Ndour (14-19).....	81

Most Free Throws Made

1. Tamika Coley (91-92, 93-96).....	512
2. Chariya Davis (95-99).....	393
3. Susan Patz (82-86).....	371
4. Emma Cannon (07-10).....	339
5. Chelsie Wiley (06-11).....	311
6. Kay Kay Wright (16-20).....	288
7. Aisha Patrick (08-12)	267
8. Aliyah Gregory (14-18)	242
9. Susan Brase (81-85)	231
10. Dorine VanTongeren (80-84).....	229

Most FGs Made

1. Tamika Coley (91-92, 93-96).....	747
2. Zykira Lewis (13-17)	694
3. Susan Patz (82-86).....	638
4. Kay Kay Wright (16-20).....	625
5. Aliyah Gregory (14-18).....	578
6. Yolanda Rhodes (88-92)	571
7. Chariya Davis (95-99)	543
8. Chelsie Wiley (06-11).....	503
9. D'Nay Daniels (07-11).....	495
10. Kristy Burns (82-86).....	494

Most 3FGs Made

1. Zykira Lewis (13-17)	271
2. Francine Houston (04-07)	213
3. Celeste Hudson (02-05, 06-07).....	179
4. Chelsie Wiley (07-11).....	134
5. Kelli Ely (97-99).....	113
6. Lanetra Cooks (00-02).....	98
7. Gevenia Carter (2009-13).....	94
8. Briahanna Jackson (12-14)	93
9. Jessica Scala (01-03).....	85
10. Shayla Smith (02-06).....	84

Best Scoring Average

1. Kristy Burns (84-86).....	20.2
2. DeAnn Craft (83-87).....	18.4
3. Tamika Coley (91-92, 93-96).....	18.1
4. Dorine VanTongeren (80-84)	16.4
5. Briahanna Jackson (12-14).....	15.8
6. Zykira Lewis (13-17)	15.4
7. Julie Cardinale (83-87)	14.3
8. Yolanda Rhodes (88-92)	13.5
9. Susan Patz (82-86).....	13.4
10. Teresa Tinsley (81-82).....	13.3
Chariya Davis (95-99).....	13.3

Best Rebounding Average

1. Tamika Coley (91-92, 93-96).....	11.0
2. Emma Cannon (07-10)	10.1
3. Dorine VanTongeren (80-84).....	8.4
4. Laura Smith (76-80)	7.9
5. Kristy Boston (77-79).....	7.8
6. Erika Jones (2010-14).....	7.7
7. Joslyn Massey (14-17).....	7.1
8. Andrea Jackson (78-82).....	7.2
9. Destiny Thomas (19-23).....	6.9
Aisha Patrick (08-12)	6.9
10. Fayette Robinson(84-85, 86-89)	6.7

Best FG Percentage (min. 200 attempts)

1. Tia Lewis (07-08).....	533 (154-289)
2. Kristy Burns (85-89)	524 (494-941)
3. DeAnn Craft (83-87).....	523 (400-772)
4. Rochelle Lee (81-85).....	519 (123-237)
5. Kala Loomis (90-92).....	516 (218-422)
6. Adrienne Billings (00-04)	508 (364-717)
7. Christine Strahl (82-86).....	505 (292-578)
8. Joslyn Massey (14-17)	503 (159-316)
Emma Cannon (07-10)	503 (317-630)
10. Debby Batz (90-94)	497 (282-568)
Takira Allen (01-05).....	497 (439-883)

Most Free Throws Attempted

1. Tamika Coley (91-92, 93-96).....	896
2. Chariya Davis (95-99).....	533
3. Emma Cannon (07-10).....	483
4. Masseny Kaba (17-22).....	440
5. Susan Patz (82-86).....	426
6. Chelsie Wiley (06-11).....	405
7. Aisha Patrick (08-12).....	388
8. Kay Kay Wright (16-20).....	366
9. Susan Brase (81-85)	350
10. Ali Roberts (01-05).....	327

Best FT Percentage (Min. 100 attempts)

1. DeAnn Craft (84-87).....	867 (150-173)
2. Missy Briscoe (92-94)	808 (122-151)
3. Kristy Burns (84-86).....	801 (166-207)
4. Kay Kay Wright (16-20).....	787 (288-366)
5. Kelli Ely (98-99).....	779 (81-104)
6. Chelsie Wiley (06-11).....	768 (311-405)
7. Shelby Weber (02-06).....	767 (131-172)
8. Aliyah Gregory (14-18)	761 (242-318)
9. Celeste Hudson (02-05, 06-07).....	752 (182-242)
Kala Loomis (90-92).....	752 (85-113)

Best 3FG Percentage (Min. 75 attempts)

1. Jessica Scala (01-03).....	371 (85-229)
2. Kelly Lincoln (89-91).....	369 (31-84)
3. Chelsie Wiley (07-11).....	363 (214-590)
4. Francine Houston (04-07)	359 (213-593)
5. Kelli Ely (97-99).....	354 (113-319)
6. Sherry Asplen (86-88)	351 (32-91)
Kate Fetzek (95-99)	351 (65-185)
8. Lanetra Cooks (00-02).....	350 (98-280)
9. Briahanna Jackson (12-14).....	341 (93-273)
10. Chariya Davis (95-99).....	339 (56-165)

Most 3FGs Attempted

1. Zykira Lewis (13-17).....	870
2. Francine Houston (04-07)	593
3. Chelsie Wiley (07-11).....	590
4. Celeste Hudson (02-05, 06-07).....	551
5. Gevenia Carter (2009-13)	335
6. Kelli Ely (97-99).....	319
7. Lanetra Cooks (00-02).....	280
8. Shayla Smith (02-06).....	274
9. Jelisa Caldwell (07-11).....	257
10. Kay Kay Wright (16-20).....	237

Most Double-Doubles

1. Tamika Coley (91-92, 93-96).....	66
2. Emma Cannon (07-10)	40
3. Dorine VanTongeren (80-84).....	20
4. Fayette Robinson (84-85, 86-89).....	20
5. Destiny Thomas (19-23).....	16
Aisha Patrick (08-12)	16



TEAM RECORDS

Single-Game Records

Most Points

127 vs. Edward Waters.....1981-82

Most Points, Both Teams

208 (Tulane 117, UCF 91).....1986-87

Fewest Points Allowed

19 vs. Palm Beach Atlantic.....1983-84

Fewest Points, Both Teams

73 (UCF 41, Virginia Tech 32).....2011-12

Largest Win Margin

82 (UCF 101, Palm Beach Atlantic 19) ...1983-84

Worst Defeat

64 (Louisiana Tech 121-57).....1989-90

Most Points in a Losing Effort

101 vs. Lamar.....1990-91

Most Points Allowed

121 vs. Louisiana Tech.....1989-90

Most Field Goals

54 vs. Eckerd.....1981-82

Most Field Goals Attempted

102 vs. Tampa.....1978-79

Best Field Goal Percentage

.667 (36-54) at Mercer.....2002-03

Most Free Throws Made

33 vs. Memphis.....2012-13

Most Free Throws Attempted

52 vs. Florida A&M.....1979-80

Fewest Free Throws Made

1 vs. Memphis.....2010-11

1 vs. Lamar.....1990-91

Fewest Free Throws Attempted

1 vs. UConn.....2016-17

Best Free Throw Percentage

1.000 (12-12) vs. Florida State...Dec. 16, 2009

1.000 (11-11) vs. Stetson.....1996-97

Worst Free Throw Percentage

.200 (7-18) vs. Florida Southern.....1978-79

.200 (1-5) vs. Lamar.....1990-91

Most Rebounds

76 vs. Edward Waters.....1981-82

Most Steals

28 vs. Rollins.....1983-84

Most Blocked Shots

13 vs. Livingston.....1981-82

Worst Field Goal Percentage

.171 (6-35) vs. UT-Arlington.....2005-06

Most Three-Point FGs Made

13 vs. Stetson.....1997-98

13 vs. Troy.....1997-98

Most Three-Point FGs Attempted

30 vs. Winthrop.....2022-23

Highest Three-Point FG Percentage

.833 (n/a) vs. Georgia Southern.....1986-87

Single-Season Records

Most Games Played

39.....1981-82

Most Wins

26.....2018-19, 2021-22

Most Losses

24.....1992-93

Fewest Wins

3.....1986-87

Fewest Losses

4.....2021-22

5.....1978-79,1982-83

7.....2018-19

Longest Win Streak

14.....2021-22

12.....1978-79

Most Points

2,777 (39 games).....1981-82

Fewest Points

1,212 (21 games).....2020-21

Highest Scoring Average

82.3.....1985-86

Lowest Scoring Average

54.6.....2011-12

Largest Winning Margin

21.1.....1982-83

Best Winning Percentage

.933 (26-4).....2021-22

.833 (25-5).....1982-83

Worst Winning Percentage

.130 (3-23).....1986-87

Most Field Goals Made

1,152 (39 games).....1981-82

Most Field Goals Attempted

2,739 (39 games).....1981-82

Highest Field Goal Percentage

.515 (941-1826).....1985-86

Most Free Throws Made

532 (30 games).....1982-83

Most Free Throws Attempted

828 (30 games).....1982-83

Highest Free Throw Percentage

.734 (406-553).....2019-20

Most Three-Point FGs Made

197 (33 games).....2010-11

Most Three-Point FGs Attempted

570 (33 games).....2010-11

Highest Three-Point FG Percentage

.373 (107-287).....2001-02

Lowest Three-Point FG Percentage

.191 (46-241).....2011-12

Most Points Allowed

2,375 (26 games).....1986-87



YEAR-BY-YEAR RESULTS

1977-78

Head Coach: Judy Martino

(10-11)

1/12	L	81-70	at USF
1/14	L	84-59	at Florida State
1/17	W	94-77	at Bethune-Cookman
1/19	L	66-64	John Abbott
1/21	L	60-59	at Flagler
1/25	L	82-69	at Florida
1/27	W	80-58	Miami-Dade North CC
1/28	L	61-53	Miami-Dade South CC
2/3	W	70-46	at Manatee CC
2/4	W	65-59	vs. USF ^
2/4	L	78-49	at Tampa ^
2/9	W	79-54	at Florida Southern
2/10	L	59-58	at Flagler ?
2/11	W	76-51	vs. Miami-Dade North CC ?
2/14	W	69-60	at Bethune-Cookman
2/17	L	66-64	vs. Broward CC
2/18	W	68-47	at Miami-Dade North CC
2/23	W	64-51	at Flagler \$
2/23	L	68-51	vs. FIU \$
2/24	W	65-58	at Flagler \$
2/24	L	78-49	vs. Tampa \$

^ Tampa Invitational
? Flagler Invitational
\$ FAIAW State Championship

1978-79

Head Coach: Nancy Sirmons

(17-5)

11/22	L	42-39	Northeast Missouri State
11/29	W	65-49	Brevard CC
12/2	W	64-62	Florida A&M
12/5	L	59-52	at USF
12/11	W	61-60	at Flagler
12/20	W	66-47	at Stetson
1/4	L	47-41	Guelph
1/13	W	79-48	at Brevard CC
1/19	W	93-60	Miami-Dade North CC
1/20	W	64-63	Miami-Dade South CC
1/26	W	69-51	vs. Miami ?
1/26	W	76-73	vs. USF ?
1/27	W	67-59	at Flagler ?
1/27	W	76-43	vs. Tampa ?
1/31	W	67-62	Flagler
2/2	W	96-36	FIU
2/5	W	77-38	at Rollins
2/9	W	81-37	Tampa
2/10	W	54-44	Florida Southern
2/13	L	78-73	Florida
2/22	W	82-77	Florida Southern \$
2/23	L	72-67	Florida A&M \$

? Flagler Invitational
\$ FAIAW State Championship

1979-80

Head Coach: Nancy Sirmons

(23-9)

11/26	L	98-77	Armstrong State
11/28	W	86-76	Edward Waters
11/30	L	66-64	at USF
12/3	W	76-34	Rollins
12/13	W	78-76	USF
12/14	W	77-70	Edward Waters
1/2	W	78-62	James Madison
1/4	W	71-57	Longwood
1/5	L	83-73	at Bethune-Cookman
1/7	L	78-76	NW Missouri State
1/10	W	79-78	Yale
1/12	W	67-60	Miami-Dade South CC
1/16	W	80-52	Florida Southern
1/18	W	91-48	FIU
1/19	W	80-46	at Tampa
1/20	W	61-58	at St. Leo
1/21	L	90-71	at Florida A&M
1/22	L	87-74	at Armstrong State
1/25	W	73-64	at Flagler ?
1/26	W	76-56	vs. USF ?
1/29	W	97-41	St. Leo
1/31	L	83-76	Flagler
2/6	W	100-43	at Brevard CC
2/8	W	76-72	at Flagler
2/9	W	57-56	at Miami
2/12	W	89-66	Tampa
2/15	L	88-82	at Florida
2/16	W	69-65	at Florida Southern
2/21	W	72-70	Stetson \$
2/22	W	76-68	Florida A&M \$
2/23	W	78-65	Bethune-Cookman \$
3/6	L	86-81	Livingston +

? Flagler Invitational
\$ FAIAW State Championship
+ AIAW National Tournament

1980-81

Head Coach: Sharon Adamson

(13-10)

11/25	W	80-72	Edward Waters
11/26	L	55-41	Florida A&M
11/28	W	76-68	Belhaven
12/10	W	72-66	USF
12/12	L	92-75	Florida State
12/13	W	68-67	at Denver
12/15	L	71-70	Stetson
12/19	L	75-65	Southern Miss
12/29	W	forfeit	Mount Mercy
1/5	W	70-66	Northeast Mississippi
1/7	W	88-47	Bluefield
1/8	W	76-68	Wake Forest
1/9	L	84-43	Georgia Southern
1/15	L	80-79	Wright State
1/19	W	84-75	Flagler
1/22	W	90-73	at Florida Southern
2/2	L	75-56	Georgia State
2/6	L	86-75	at Miami
2/11	W	74-64	at Tampa
2/13	L	101-72	Dayton
2/14	W	100-43	at Rollins
2/19	W	73-61	Florida Southern
2/26	L	77-67	vs. Flagler \$

\$ FAIAW State Championship

1981-82

Head Coach: Joe Sanchez

(24-15, 9-1 SSC)

11/19	L	54-51	at USF
11/27	W	84-36	St. Leo*
11/28	W	82-66	FIU*
11/30	W	78-71	West Florida
12/1	L	75-65	at Florida State
12/5	W	127-55	Edward Waters
12/10	L	56-55	Tampa*
12/12	W	66-64	at FIU
12/15	L	66-62	Spring Garden
12/17	L	66-63	vs. Miami>
12/18	L	75-64	vs. Belhaven>
1/3	L	69-60	Cleveland State
1/6	W	87-47	Hope
1/8	L	71-63	Pennsylvania&
1/9	L	67-65	Purdue&
1/12	W	111-52	Eckerd*
1/13	L	79-64	at Stetson
1/16	W	83-41	Flagler
1/19	W	67-61	at Rollins*
1/22	W	66-60	Florida Southern*
1/23	W	63-56	West Florida
1/26	W	76-36	St. Leo *
1/28	L	76-63	Florida
1/30	W	74-41	Flagler
2/5	W	84-39	at Eckerd *
2/6	W	75-52	at Tampa *
2/12	W	82-48	Rollins *
2/15	L	61-60	at Florida Southern *
2/17	W	74-36	at St. Leo *
2/26	W	65-50	at Tampa !
2/27	W	59-36	vs. Florida Southern !
3/4	W	66-58	at Rollins \$
3/5	L	71-55	vs. FIU \$
3/11	W	74-66	Spring Hill +
3/12	W	72-71	Belhaven +
3/13	W	80-79	FIU +
3/14	L	63-60	Livingston +
3/19	L	69-61	vs. Butler -
3/20	W	74-64	Canisius -

* Sunshine State Conference game
% UCF Thanksgiving Tournament
> USF Christmas Tournament
& UCF Holiday Classic
! Sunshine State Conference Tournament
\$ FAIAW State Championship
+ AIAW Regional Championship
- AIAW Tournament

1982-83

Head Coach: Joe Sanchez

(25-5, 9-0 SSC)

11/26	W	100-48	Montevallo %
11/27	W	75-56	Davis & Elkins %
11/28	L	71-67	Valdosta State %
12/3	W	62-46	at North Georgia
12/4	L	69-66	at Western Carolina
12/9	W	66-52	at Stetson
12/11	W	59-37	Georgia Southwestern
12/16	W	75-63	Dartmouth
1/3	W	78-56	Southern Maine
1/5	W	97-46	Bluefield State
1/6	W	58-42	Bethune-Cookman &
1/7	W	79-73	Delta State &
1/8	L	94-63	Southern Illinois &
1/11	W	78-41	Rollins *
1/14	W	64-41	at Florida Southern *
1/19	W	107-46	Flagler
1/21	W	70-20	at St. Leo *
1/24	W	70-60	Miami
1/27	W	89-48	Eckerd *
1/29	W	78-66	at Tampa *
2/4	W	86-6	at Rollins *
2/7	W	66-58	Florida Southern *
2/9	L	97-66	at Florida
2/12	W	108-28	Eckerd *
2/14	W	97-29	St. Leo *
2/16	W	90-37	Flagler
2/19	W	88-61	at Tampa *
2/25	W	65-58	vs. Tampa !
2/26	W	61-65	at Florida Southern !
3/11	L	83-68	at Tuskegee \$

* Sunshine State Conference game
% UCF Thanksgiving Tournament
& UCF Holiday Classic
! Sunshine State Tournament
\$ NCAA Tournament

1983-84

Head Coach: Joe Sanchez

(23-7, 9-1 SSC)

11/25	W	95-51	Edward Waters%
11/26	W	76-67	West Georgia%
12/2	W	101-19	Palm Beach Atlantic
12/5	L	67-60	at Florida State
12/7	W	70-51	Paine
12/9	W	85-60	Armstrong State
12/19	W	100-63	Harvard
12/27	W	74-57	vs. Concordia#
12/28	L	66-64	vs. District of Columbia#
12/29	L	64-54	vs. James Madison#
1/5	W	59-57	Southeastern Louisiana&
1/6	W	54-51	Georgia Southern&
1/7	L	73-56	Valdosta State&
1/10	L	60-53	Florida Southern*
1/14	W	68-52	FIU
1/17	W	89-53	St. Leo*
1/20	W	80-58	at Tampa*
1/24	L	78-74	at Valdosta State
1/27	W	98-30	at Eckerd*
1/31	W	81-50	Rollins*
2/3	W	69-63	Florida Southern*
2/9	W	71-54	Stetson
2/10	W	86-65	at St. Leo*
2/13	W	67-63	Tampa*
2/16	W	81-74	Valdosta State
2/19	W	104-49	Eckerd*
2/20	W	72-56	at Rollins*
2/23	W	88-57	at Rollins\$
2/25	W	62-61	vs. Florida Southern\$
3/6	L	61-44	at Bentley!

* Sunshine State Conference game
% UCF Thanksgiving Tournament
Rhode Island Classic
& UCF Holiday Classic
\$ Sunshine State Conference Tournament
! NCAA Tournament



YEAR-BY-YEAR RESULTS

1984-85 Head Coach: Joe Sanchez (20-10)

11/23	W	75-63	West Georgia%
11/24	W	75-49	Eastern Illinois%
11/26	W	97-83	Mercer
12/3	W	93-76	at Florida State
12/6	W	74-67	Stetson
12/8	W	73-58	Sam Houston State
12/15	W	83-70	Dartmouth
12/17	L	79-77	UAB
12/19	W	100-61	IUPUI
12/28	W	85-60	vs. Delaware State*
12/29	L	69-59	Boston University^
12/30	L	89-83	at Queens^
1/2	W	75-60	Illinois-Chicago
1/4	W	73-57	Georgia Southern&
1/5	W	76-70	Northern Kentucky&
1/6	L	88-73	Florida A&M&
1/9	W	96-62	Maryland-Eastern Shore
1/12	L	89-70	Radford
1/14	W	77-69	Charlotte
1/18	L	96-64	vs. Mercer+
1/19	W	82-81	vs. Virginia Commonwealth+
1/22	W	75-70	at Tulane
1/30	W	72-70	Stetson
2/2	W	84-81	FIU
2/8	W	63-61	Tulane
2/14	W	88-78	Tampa
2/22	L	82-75	vs. Georgia State=
2/23	L	72-66	vs. Western Carolina=
3/1	L	100-90	at Georgia State\$
3/3	L	90-83	vs. New Orleans\$

% UCF Thanksgiving Tournament
* Queens Christmas Invitational
& UCF Holiday Classic
+ UAB Lady Blazer Invitational
= Georgia Tech Invitational
\$ Southern Invitational Tournament

1985-86 Head Coach: Nancy Little (13-15, 5-7 NSWAC)

11/25	L	95-74	at Auburn
11/29	W	88-76	Furman%
11/30	L	96-85	Northern Illinois%
12/3	L	83-69	at FIU
12/4	L	62-61	at Miami
12/13	L	101-74	vs. Arkansas#
12/14	L	92-87	vs. Wake Forest#
12/18	W	89-75	Youngstown State
12/21	L	87-75	Eastern Michigan
1/2	W	93-74	Fairleigh Dickinson&
1/3	W	82-75	Nicholls State&
1/4	W	97-86	Wake Forest&
1/8	W	92-67	Marist
1/16	W	103-76	Virginia Commonwealth
1/18	W	98-90	Florida State
1/25	W	78-74	Georgia Southern*
2/1	L	90-89	Georgia State*
2/3	L	85-74	at Florida A&M*
2/6	W	91-81	Mercer*
2/11	W	74-55	at Stetson*
2/15	L	94-73	at Georgia Southern*
2/17	L	90-67	at South Carolina
2/20	L	83-82	Georgia State*
2/22	L	95-74	Florida A&M*
2/25	L	93-89	Mercer*
3/1	W	88-79	Stetson*
3/6	W	74-68	vs. Stetson\$
3/7	L	89-87(ot)	Florida A&M\$

* New South Women's Athletic Conference
% UCF Thanksgiving Tournament
Ole Miss Dial Classic
& UCF Holiday Classic
\$ NSWAC Tournament

1986-87 Head Coach: Nancy Little (3-23, 1-10 NSWAC)

11/28	L	98-83	Fairfield%
11/29	L	83-82	Western Michigan%
12/1	L	96-68	Mississippi
12/10	L	89-85	Florida
12/13	W	105-100	Louisiana-Lafayette
12/17	L	74-72	UAB
1/2	W	92-91	Siena&
1/3	L	78-77	Marshall&
1/4	L	104-84	Appalachian State&
1/9	L	91-74	at Georgia Southern*
1/13	L	85-71	Charlotte
1/16	L	92-84	Georgia State
1/18	L	117-97	at Tulane
1/20	L	101-54	at New Orleans
1/24	L	86-73	Florida A&M*

1/28	L	81-78	Florida
1/31	L	86-77	Stetson*
2/2	L	87-80	at USF
2/6	L	96-92	at Mercer*
2/7	L	99-84	at Georgia State*
2/10	L	96-66	FIU
2/13	W	89-86	Mercer*
2/16	L	92-83	at Florida A&M*
2/18	L	100-64	at Stetson*
2/20	L	89-73	Georgia Southern
3/5	L	78-74	vs. Stetson\$

* New South Women's Athletic Conference
% UCF Thanksgiving Tournament
& UCF Holiday Classic
\$ NSWAC Tournament

1987-88 Head Coach: Beverly Knight (4-23, 1-12 NSWAC)

11/28	L	99-51	North Carolina
12/2	W	103-82	FIT
12/9	L	87-57	Florida
12/12	L	83-70	Tennessee Chattanooga
12/30	W	77-75	Marquette&
12/31	L	65-59	TCU&
1/2	L	74-71	George Mason&
1/9	W	81-58	Mercer*
1/11	L	89-87	Georgia State*
1/14	L	92-73	USF
1/16	W	111-74	Cheyney
1/20	L	93-82	Miami
1/25	L	98-67	at Georgia Southern*
1/27	L	71-60	at Florida A&M*
1/30	L	94-76	at Stetson*
2/2	L	72-63	at USF
2/6	L	73-55	FIU*
2/8	L	83-56	at Rollins
2/10	L	80-66	at Florida
2/13	L	74-72	at Mercer*
2/15	L	97-61	at Georgia State*
2/18	L	80-75	Stetson*
2/20	L	78-68	Georgia Southern*
2/22	L	73-55	Florida A&M*
2/25	L	103-87	at Miami
2/27	L	72-56	at FIU*
3/3	L	73-57	vs. FIU\$

* New South Women's Athletic Conference
& UCF Holiday Classic
\$ NSWAC Tournament

1988-89 Head Coach: Beverly Knight (11-17, 2-10 NSWAC)

11/25	W	98-67	Baptist%
11/26	W	86-72	Western Michigan%
12/3	L	91-80	at USF
12/7	L	74-51	Florida
12/16	W	94-59	Long Island
12/17	W	75-68	Winthrop
12/29	W	62-59	Coastal Carolina&
12/30	W	86-75	New Hampshire&
12/31	L	92-89	Furman&
1/3	L	75-75	Detroit
1/5	W	86-78	Columbia
1/7	L	66-60	Georgia State*
1/9	W	92-82	Mercer*
1/12	L	99-77	Stetson*
1/16	L	84-68	FIU*
1/19	W	89-82	UAB
1/21	L	85-70	at Mercer*
1/23	L	74-71	at Georgia State*
1/29	L	82-61	at Florida A&M*
1/30	L	100-73	at Georgia Southern*
2/4	L	92-62	at Stetson*
2/7	L	88-78	at Florida
2/11	L	94-69	at Miami
2/13	L	70-65	at FIU*
2/18	W	86-79	Florida A&M*
2/20	L	78-54	Georgia Southern*
2/24	W	78-62	Rollins
3/2	L	86-75	vs. Mercer\$

* New South Women's Athletic Conference
% UCF Thanksgiving Tournament
& UCF Holiday Classic
\$ NSWAC Tournament

1989-90 Head Coach: Beverly Knight (7-20, 3-9 NSWAC)

11/24	W	55-50	Nicholls State%
11/25	L	81-61	Notre Dame%
11/20	L	75-61	Niagara
12/1	L	78-55	at Southern Miss#
12/2	W	87-85	vs. William Carey#
12/6	L	82-65	at Florida
12/9	L	101-92	at Stetson*
12/17	L	102-58	Kentucky
12/19	L	81-70	USF
1/3	W	80-63	New Hampshire&
1/4	W	80-78	Columbia&
1/5	L	82-76	Louisiana-Monroe&
1/8	W	84-74	Stetson*
1/13	L	92-78	FIU*
1/20	W	92-70	at Georgia State*
1/22	L	77-73	at Mercer*
1/27	L	95-86	Florida A&M*
1/29	L	83-82	Georgia Southern*
2/3	W	82-71	Mercer*
2/5	L	75-58	Georgia State*
2/10	L	97-74	at Miami
2/12	L	82-69	at FIU*
2/17	L	84-62	at Georgia Southern*
2/19	L	92-77	at Florida A&M*
2/22	L	65-46	Florida
2/26	L	121-57	Louisiana Tech
3/2	L	65-60	vs. Florida A&M\$

* New South Women's Athletic Conference
% UCF Thanksgiving Tournament
Southern Miss Tournament
& UCF Holiday Classic
\$ NSWAC Tournament

1990-91 Head Coach: Bev Knight (10-15, 4-8 American South)

11/23	W	78-60	Stetson%
11/24	L	99-61	Northern Illinois%
11/28	L	86-67	at Florida
12/2	L	91-73	Kent State
12/15	W	83-79	Florida A&M
12/17	W	79-52	Long Island
1/2	W	66-59	Liberty&
1/3	L	61-56	McNeese State&
1/4	L	106-98	Fairfield&
1/7	W	82-79	at Stetson
1/12	L	73-71	at Texas-Pan American*
1/14	L	108-70	at Lamar*
1/17	W	83-64	Arkansas State*
1/19	L	88-54	Louisiana Tech*
1/23	L	71-57	at New Orleans*
1/26	L	65-64	at Louisiana-Lafayette*
2/7	W	95-63	Texas-Pan American*
2/9	L	105-101	Lamar*
2/11	L	103-88	UAB
2/14	L	70-57	Arkansas State*
2/16	L	104-79	Louisiana Tech*
2/21	W	93-91	New Orleans*
2/23	W	91-67	Louisiana-Lafayette*
2/25	L	93-75	at FIU
3/1	W	91-84	Stetson

* American South Conference
% UCF Tip-Off Classic
Southern Miss Tournament
& UCF Holiday Classic
\$ American South Tournament



YEAR-BY-YEAR RESULTS

1991-92

Head Coach: Gail Falkenberg

(10-18, 5-11 Sun Belt)

11/29	W	82-43	Coastal Carolina&
11/30	L	82-64	Mercer&
12/7	W	100-81	at Florida A&M
12/19	L	75-55	at UAB#
12/20	L	66-52	vs. Georgia State#
1/1	W	83-74	Fairleigh Dickinson&
1/2	W	85-70	Brown&
1/3	L	78-60	Vermont&
1/8	L	91-65	at New Orleans*
1/11	W	62-56	at Louisiana-Lafayette*
1/16	L	83-66	Arkansas State*
1/18	L	90-65	Western Kentucky*
1/21	L	88-87	at Stetson
1/25	L	99-53	at Lamar*
1/31	W	72-70	at Texas-Pan American*
2/1	L	80-69	Louisiana Tech*
2/3	L	89-65	at Arkansas State*
2/6	W	89-82	South Alabama*
2/8	L	70-67	New Orleans*
2/13	W	84-63	Louisiana-Lafayette*
2/20	L	90-77(ot)	Western Kentucky
2/24	W	78-70	College of Charleston*
2/27	L	100-54	Lamar*
2/29	W	73-57	Texas-Pan American*
3/3	L	76-64	USF
3/5	L	100-51	at Louisiana Tech*
3/7	L	70-60	at South Alabama
3/12	L	89-45	at Western Kentucky\$

* Sun Belt Conference

% UCF Tip-Off Classic

UAB Tournament

& UCF Holiday Classic

\$ Sun Belt Conference Tournament

1992-93

Head Coach: Jerry Richardson

(4-24, 3-9 A-Sun)

12/1	L	110-55	at USF
12/4	W	83-76	Nicholls State#
12/5	L	79-41	Memphis#
12/8	L	101-47	at Georgia Southern
12/11	L	85-46	at New Orleans
12/14	L	90-39	at Louisiana Tech
12/19	L	77-67	LSU
12/30	L	112-66	Kent State&
12/31	L	110-67	Baylor&
1/1	L	81-73	Monmouth&
1/4	L	81-78	USF
1/9	W	61-60	Southeastern Louisiana*
1/13	L	96-45	at Florida
1/16	L	61-60	Mercer*
1/21	L	79-69	at Stetson*
1/23	L	88-59	at FIU*
1/28	W	64-57	College of Charleston*
1/30	L	68-60	Georgia State*
2/3	L	100-71	Florida Atlantic*
2/6	L	69-42	at Southeastern Louisiana*
2/8	L	93-37	at Louisiana Tech
2/11	L	69-49	at New Orleans
2/13	L	68-66	at Mercer*
2/18	L	75-65	Stetson*
2/20	L	81-62	FIU*
2/29	W	54-52	at College of Charleston*
2/27	L	80-47	at Georgia State*
3/4	L	81-61	vs. Georgia State\$

* Atlantic Sun Conference

UCF Tip-Off Classic

& UCF Holiday Classic

\$ Atlantic Sun Conference Tournament

1993-94

Head Coach: Jerry Richardson

(12-15, 8-4 A-Sun)

12/10	L	77-61	vs. Murray State#
12/11	L	93-73	vs. Tennessee State#
12/13	L	93-63	at Arkansas State
12/29	L	87-45	Kentucky&
12/30	L	75-60	Richmond&
12/31	W	76-70	Radford&
1/3	L	81-65	at Northwestern State
1/5	L	96-61	at Grambling State
1/11	L	92-78	Florida
1/13	W	73-67	College of Charleston*
1/15	W	60-54	Mercer*
1/20	W	77-65	at Georgia State*
1/22	L	77-57	at Southeastern Louisiana*
1/24	L	81-63	at LSU
1/27	W	72-59	Florida Atlantic*
1/29	L	92-67	FIU*
2/2	L	81-57	at USF
2/5	W	78-69	Stetson*

2/10	W	84-80	at Mercer*
2/12	W	67-60	at College of Charleston*
2/17	W	80-71	Southeastern Louisiana*
2/19	W	60-56	Georgia State*
2/22	W	76-73	at Florida Atlantic*
2/24	L	98-53	at FIU*
3/5	L	72-66	at Stetson*
3/10	W	72-51	vs. Georgia State\$
3/11	L	90-69	vs. Southeastern Louisiana\$

* Atlantic Sun Conference

Memphis Tournament

& UCF Holiday Classic

\$ Atlantic Sun Conference Tournament

1994-95

Head Coach: Jerry Richardson

(11-16, 7-9 A-Sun)

11/26	L	92-74	vs. Wake Forest%
11/27	L	65-55	vs. TCU%
11/29	L	74-59	at Florida State
12/1	W	85-59	at Bethune-Cookman
12/3	W	86-75	Georgia Southern
12/10	W	70-57	Stetson*
12/29	W	85-77	Fairleigh Dickinson&
12/30	L	91-52	Ole Miss&
12/31	L	90-54	Texas A&M&
1/5	W	72-69	at Florida Atlantic*
1/7	L	83-65	at FIU*
1/12	W	80-76	Campbell*
1/14	W	66-45	College of Charleston*
1/19	L	65-59	at Georgia State*
1/21	W	71-60	at Mercer*
1/26	L	68-54	Southeastern Louisiana*
1/31	L	95-63	at Alabama
2/2	L	80-79	at Southeastern Louisiana*
2/9	W	64-56	Mercer*
2/11	L	71-63	Georgia State*
2/16	L	70-66	at College of Charleston*
2/18	L	90-76	at Campbell*
2/23	L	96-62	FIU*
2/25	W	59-55	Florida Atlantic*
3/4	L	79-57	at Stetson*
3/9	W	71-69	Stetson\$
3/10	L	83-72	Southeastern Louisiana\$

* Atlantic Sun Conference

% Dial Classic (Auburn, Ala.)

& UCF Holiday Classic

\$ Atlantic Sun Conference Tournament

1995-96

Head Coach: Jerry Richardson

(15-14, 7-8 A-Sun)

11/24	L	87-58	at Alabama%
11/25	W	77-69	at Charlotte%
11/28	W	107-70	Hampton
12/9	L	97-75	at Georgetown
12/10	L	79-59	at George Mason
12/28	W	84-66	Temple&
12/29	L	96-93	Missouri&
12/30	W	77-54	Tennessee State&
1/4	W	78-68	Jacksonville State*
1/6	W	82-66	Southeastern Louisiana*
1/9	L	83-68	at Florida
1/13	L	80-63	at Stetson*
1/18	L	64-58	at Campbell*
1/20	W	85-60	at College of Charleston*
1/25	L	70-67	FIU*
1/28	W	86-67	Florida Atlantic*
1/31	W	98-57	Bethune-Cookman
2/8	L	74-72	Stetson*
2/10	W	97-95(ot)	Campbell*
2/15	L	94-75	at Florida Atlantic*
2/17	L	92-65	at FIU*
2/22	L	81-73	Georgia State*
2/24	W	74-54	Mercer*
2/29	L	75-57	at Southeastern Louisiana*
3/2	W	74-61	at Jacksonville State*
3/7	W	71-67	at Southeastern Louisiana\$
3/8	W	58-55	Stetson\$
3/9	W	81-57	Florida Atlantic\$
3/16	L	98-41	at Louisiana Tech!

* Atlantic Sun Conference

% Sheraton Capstone Tournament

& UCF Holiday Classic

\$ Atlantic Sun Conference Tournament

! NCAA Tournament

1996-97

Head Coach: Lynn Bria

(13-15, 9-7 A-Sun)

11/29	W	81-80 (2ot)	Miss. Valley State%
11/30	L	83-70	at Southern Miss%
12/10	L	66-49	USF
12/18	L	72-61	Mississippi State
12/20	L	78-53	at Florida State
12/28	W	73-66	Eastern Washington&
12/29	L	82-65	George Mason&
12/30	W	86-81	Northwestern State&
1/2	L	78-41	at Jacksonville State*
1/4	W	87-74	at Southeastern Louisiana*
1/8	L	85-83	Canisius
1/11	L	62-61	at Stetson*
1/16	W	59-56	Campbell*
1/18	W	67-58	College of Charleston*
1/23	W	72-69	at Florida Atlantic*
1/25	L	56-54	at FIU*
1/30	L	64-61 (ot)	at Bethune-Cookman
2/1	L	80-61	Mercer*
2/3	W	60-55	Stetson*
2/8	W	73-66	at College of Charleston*
2/13	L	81-54	Florida Atlantic*
2/15	L	73-71	FIU*
2/20	W	80-61	at Georgia State
2/22	L	61-45	at Mercer*
2/27	W	61-55	Southeastern Louisiana*
3/1	W	72-64	Jacksonville State*
3/6	W	81-64	vs. College of Charleston\$
3/7	L	88-78	at FIU\$

* Atlantic Sun Conference

% Southern Miss Tournament

& UCF Holiday Classic

\$ Atlantic Sun Conference Tournament

1997-98

Head Coach: Lynn Bria

(17-11, 11-5 A-Sun)

11/21	W	86-72	at Radford
11/28	W	60-49	Denver%
11/29	W	63-60	Buffalo%
11/30	L	104-66	Syracuse%
12/13	L	103-71	at Texas
12/16	W	79-74	Bethune-Cookman
12/18	L	80-56	UTEP
12/22	L	74-72	at Drexel
12/31	W	80-66	Cal Poly
1/3	W	102-99(2ot)	at Stetson*
1/10	W	86-61	Troy*
1/15	W	71-60	at College of Charleston*
1/17	L	74-64	at Campbell*
1/22	W	71-67	at Florida Atlantic*
1/24	W	78-64	Stetson*
1/26	W	102-70	at Troy*
1/29	L	81-61	FIU*
1/31	W	81-72	Florida Atlantic*
2/5	W	71-65	at Samford*
2/7	L	91-84	at Jacksonville State*
2/10	L	110-61	at Florida
2/14	W	73-69	Georgia State*
2/16	L	76-73	Mercer*
2/23	L	113-59	at FIU*
2/26	W	96-76	College of Charleston*
2/28	W	78-76	Campbell*
3/5	W	69-65	Mercer\$
3/6	L	92-76	Georgia State\$

* Atlantic Sun Conference

% UCF Tip-Off Classic

\$ Atlantic Sun Conference Tournament



YEAR-BY-YEAR RESULTS

1998-99

Head Coach: Lynn Bria
(20-10, 13-3 A-Sun)

11/13	L	88-70	American
11/21	L	94-69	at Butler
11/24	W	61-35	at Bethune-Cookman
11/28	L	80-70	at South Carolina
12/4	W	73-64	High Point%
12/5	W	74-63	Canisius%
12/15	L	63-61	Drexel
12/21	L	81-52	at Texas
12/30	W	57-54	Pennsylvania
1/4	W	77-62	at Florida Atlantic*
1/7	W	75-68	Campbell*
1/9	W	93-76	Georgia State*
1/11	L	89-59	at Florida
1/16	W	71-63	Stetson*
1/21	L	77-70	at Jacksonville State*
1/23	W	76-59	at Samford*
1/28	W	70-49	Mercer*
1/30	W	65-54	Troy*
2/4	W	60-49	at Mercer*
2/6	W	80-61	at Troy*
2/11	W	77-57	Florida Atlantic*
2/13	W	74-53	Samford*
2/15	W	78-68	Jacksonville State*
2/20	W	69-64	at Stetson*
2/25	L	78-74	at Georgia State*
2/27	L	80-78	at Campbell*
3/4	W	89-85	Stetson*
3/5	W	80-65	at Georgia State\$
3/6	W	80-59	vs. Jacksonville State\$
3/12	L	90-48	at Louisiana Tech!

* Atlantic Sun Conference
% UCF Golden Knights Classic
\$ Atlantic Sun Conference Tournament
! NCAA Tournament

1999-00

Head Coach: Gail Striegler
(9-20, 7-10 A-Sun)

11/19	L	62-60	USF
11/28	L	93-56	Florida
12/3	L	78-68	Bethune-Cookman %
12/4	W	72-63	Fairleigh Dickinson %
12/12	L	69-56	American
12/19	L	77-43	Texas Tech
12/21	W	79-65	Radford &
12/22	W	77-57	Austin Peay &
12/30	L	77-64	Monmouth
1/3	L	60-58	at Florida Atlantic *
1/6	L	50-36	Mercer *
1/8	W	78-70	Troy *
1/13	L	62-51	at Stetson *
1/15	L	57-56	at Jacksonville *
1/20	W	69-64	Campbell *
1/22	L	65-54	Georgia State *
1/27	L	65-54	at Samford *
1/29	L	67-50	at Jacksonville State *
2/3	L	68-57	Samford *
2/5	W	67-65	Jacksonville State *
2/10	L	81-57	at Georgia State *
2/12	L	87-75	at Campbell *
2/17	L	61-54	Jacksonville *
2/19	L	72-67	Stetson *
2/24	W	69-60	at Troy *
2/26	L	49-33	at Mercer *
3/4	W	59-55	Florida Atlantic *
4/8	W	62-60	vs. Stetson \$
4/9	L	71-52	vs. Campbell \$

* Atlantic Sun Conference
% UCF Golden Knights Classic
& UCF Holiday Classic
\$ Atlantic Sun Conference Tournament

2000-01

Head Coach: Gail Striegler
(10-18, 8-10 A-Sun)

11/17	W	59-49	Wofford%
11/18	L	81-66	North Texas%
11/21	L	67-58	at USF
11/28	L	68-37	Florida State
11/30	W	66-51	at Samford*
12/2	W	64-54	at Jacksonville State*
12/9	L	85-44	at Florida
12/12	L	63-61(ot)	at Bethune-Cookman
12/16	L	87-54	at Nevada
12/21	W	89-83	Appalachian State&
12/22	L	71-69	Middle Tennessee&
1/6	W	76-69	Florida Atlantic*
1/11	L	63-42	Troy*
1/13	W	54-53	Mercer*
1/18	L	66-62	at Jacksonville*

1/20	L	76-68	at Stetson*
1/25	L	73-53	Georgia State*
1/27	L	70-53	Campbell*
2/1	L	74-55	at Georgia State*
2/3	L	63-54	at Campbell*
2/8	W	62-51	Stetson*
2/10	L	64-57	Jacksonville*
2/15	W	61-55	at Mercer*
2/17	L	72-70	at Troy*
2/24	L	81-68	at Florida Atlantic*
3/1	W	64-54	Samford*
3/3	W	51-40	Jacksonville State*
3/8	L	73-61	Stetson\$

* Atlantic Sun Conference
% UCF Golden Knights Classic
& UCF Holiday Classic
\$ Atlantic Sun Conference Tournament

2001-02

Head Coach: Gail Striegler
(17-13, 13-7 A-Sun)

11/16	W	69-55	UT-Arlington%
11/17	L	77-74	Western Carolina%
11/23	L	76-57	vs. Northern Iowa^
11/24	W	90-84	vs. Colgate^
11/25	W	71-59	vs. Kansas^
12/1	W	85-65	Jacksonville State*
12/3	W	80-64	Samford*
12/9	L	78-42	at Florida State
12/17	L	78-55	at North Texas
12/21	W	87-80	Texas A&M CC&
12/22	L	79-53	Ole Miss&
1/3	L	60-48	at Stetson*
1/5	W	63-40	at Jacksonville*
1/9	W	89-69	at Florida Atlantic*
1/12	W	69-64	Mercer*
1/14	W	65-52	Troy*
1/21	L	76-61	Belmont*
1/24	L	76-65	at Campbell*
1/26	L	71-67	at Georgia State*
1/30	L	79-72	Florida Atlantic*
2/2	W	58-51	Campbell*
2/4	W	54-50	Georgia State*
2/9	W	87-86(ot)	at Belmont*
2/14	L	63-60	at Troy*
2/16	W	73-56	at Mercer*
2/21	W	63-52	Jacksonville*
2/23	L	60-55	Stetson*
2/28	W	63-60	at Samford*
3/2	W	72-62	at Jacksonville State*
3/7	L	67-61	vs. Stetson\$

* Atlantic Sun Conference
% UCF Golden Knights Classic
* San Juan Shootout
& UCF Holiday Classic
\$ Atlantic Sun Conference Tournament

2002-03

Head Coach: Gail Striegler
(19-11, 13-3 A-Sun)

11/22	W	63-55	vs. Monmouth%
11/23	W	77-47	vs. Eastern Illinois%
11/25	L	64-61(ot)	at New Orleans
11/27	L	73-45	at Southern Miss
11/30	W	76-55	at Nicholls State
12/11	L	72-48	Florida
12/15	L	62-58	Georgia Tech
12/19	W	61-48	Detroit&
12/20	L	81-30	Mississippi State&
12/31	L	53-54	Lipscomb
1/5	L	77-47	at Florida State
1/9	W	55-57	at Jacksonville*
1/11	W	75-52	at Stetson*
1/18	L	67-56	Troy*
1/20	W	78-59	Mercer*
1/25	W	77-62	Florida Atlantic*
1/30	W	71-68	at Belmont*
2/1	W	71-49	at Samford*
2/6	L	52-50	Georgia State*
2/8	W	82-67	Jacksonville State*
2/13	W	74-60	at Gardner Webb*
2/15	W	83-77	at Campbell*
2/22	W	78-77	at Florida Atlantic*
2/27	W	80-76	at Mercer*
2/28	L	88-70	at Troy*
3/6	W	69-56	Stetson*
3/8	W	60-46	Jacksonville*
3/13	W	87-63	Campbell\$
3/14	W	60-53	Belmont\$
3/15	L	80-63	Georgia State\$

* Atlantic Sun Conference
% UCF Golden Knights Classic
& UCF Holiday Classic
\$ Atlantic Sun Conference Tournament

2003-04

Head Coach: Gail Striegler
(17-13, 14-6 A-Sun)

11/22	L	68-47	at Manhattan
11/28	L	87-52	Purdue%
11/29	W	85-49	Nicholls State%
12/2	L	72-59	Florida State
12/4	W	72-61	at Florida Atlantic*
12/14	L	70-48	at Georgia Tech
12/19	L	63-41	Alabama&
12/20	L	79-48	Florida&
1/3	W	79-55	at Stetson*
1/5	W	67-46	at Jacksonville*
1/8	L	62-58(ot)	Georgia State*
1/10	L	66-60	Mercer*
1/13	W	83-69	Florida Atlantic*
1/17	W	52-46	at Gardner-Webb*
1/19	W	50-46	at Campbell*
1/22	L	57-50(ot)	Troy*
1/29	L	75-56	Lipscomb*
1/31	W	67-55	Belmont*
2/7	L	75-56	at Lipscomb*
2/9	L	65-58	at Belmont*
2/14	W	70-66	at Troy*
2/19	W	68-63	Campbell*
2/21	W	74-48	Gardner-Webb*
2/26	W	68-39	at Mercer*
2/28	W	69-53	at Georgia State*
3/4	W	79-58	Jacksonville*
3/6	W	59-39	Stetson*
3/11	W	73-58	vs. Mercer\$
3/12	W	64-52	vs. Stetson\$
3/13	L	64-62	vs. Lipscomb\$

* Atlantic Sun Conference
% UCF Golden Knights Classic
& UCF Holiday Classic
\$ Atlantic Sun Conference Tournament

2004-05

Head Coach: Gail Striegler
(19-10, 16-4 A-Sun)

11/19	W	60-58	at UNLV
11/22	L	52-46	at Northern Arizona
11/26	L	59-54	Southern Miss
11/30	L	67-42	at Florida
12/2	W	77-42	Belmont*
12/4	L	67-60	Lipscomb*
12/13	L	69-50	at Miami
12/18	W	83-69	Colgate&
12/19	L	66-55	FIU&
1/3	W	49-41	Florida Atlantic*
1/8	W	55-43	Troy*
1/13	W	67-57	at Campbell*
1/15	W	69-65	at Gardner-Webb*
1/20	W	60-45	Mercer*
1/22	W	66-54	Georgia State*
1/27	W	64-45	at Stetson*
1/29	L	67-59	at Jacksonville*
2/2	W	61-47	at Florida Atlantic*
2/5	W	54-59	Stetson*
2/7	W	68-49	Jacksonville*
2/10	W	75-63	at Georgia State*
2/12	W	64-59	at Mercer*
2/17	W	64-57	Gardner-Webb*
2/19	W	81-40	Campbell*
2/24	L	71-50	at Troy*
3/2	L	63-59	at Belmont*
3/4	W	54-51	at Lipscomb*
3/10	W	65-59 (ot)	Mercer\$
3/11	L	61-59	Stetson\$

* Atlantic Sun Conference
& UCF Holiday Classic
\$ Atlantic Sun Conference Tournament



Tay Sanders



YEAR-BY-YEAR RESULTS

2005-06

Head Coach: Gail Striegler
(7-21, 5-11 C-USA)

11/18	W	62-54	Florida A&M%
11/19	L	77-63	West Virginia%
11/25	L	69-57	vs. Butler!
11/26	L	91-87	vs. Princeton!
11/28	L	80-63	at Santa Clara
12/4	L	81-49	at Florida State
12/11	L	59-55	at Troy
12/16	W	57-48	Central Michigan &
12/17	L	65-22	UT-Arlington &
12/20	L	82-72	Miami
12/28	L	71-55	Quinnipiac
12/31	L	61-50	Southern Miss *
1/6	L	64-50	at Houston *
1/8	L	66-52	at Rice *
1/13	W	60-52	Tulane *
1/15	W	51-46	UTEP *
1/20	L	77-60	Marshall *
1/22	L	68-63	East Carolina *
1/27	W	65-54	at Memphis *
1/29	L	90-78	at UAB *
2/4	L	63-50	at Southern Miss *
2/6	L	71-43	at Tulsa *
2/10	L	69-57	SMU *
2/17	L	74-65	UAB *
2/19	W	77-62	Memphis *
2/24	W	66-63	at Marshall *
2/26	L	65-44	at East Carolina *
3/2	L	69-52	vs. Tulane \$

* - Conference USA
! Hilton Concord Thanksgiving Classic
% UCF Golden Knights Classic
& UCF Holiday Classic
\$ C-USA Tournament

2006-07

Head Coach: Gail Striegler
(8-22, 3-13 C-USA)

11/11	L	62-54	at Appalachian State
11/13	L	67-49	at Southeastern Louisiana
11/17	L	77-64	Fairleigh Dickinson %
11/18	W	59-51	Albany %
11/21	L	61-50	at Jacksonville
11/24	L	78-48	vs. Baylor #
11/25	L	76-47	vs. Virginia #
12/1	L	75-71	Georgia Southern
12/9	L	75-66	Florida State
12/13	W	62-35	at Bethune-Cookman
12/18	W	55-44	North Florida &
12/19	W	68-54	Florida A&M &
12/28	W	59-47	Iona
12/31	L	58-57	at Southern Miss *
1/5	L	62-58	at Marshall *
1/7	L	62-46	at East Carolina *
1/12	L	66-55	UAB *
1/14	W	77-62	Memphis *
1/20	L	65-63	Southern Miss *
1/26	L	69-56	at UTEP *
1/28	L	85-47	at Tulane *
2/1	L	73-47	at SMU *
2/4	W	75-69	Tulsa *
2/9	W	78-73	Houston *
2/11	L	75-57	Rice *
2/15	L	58-44	at UAB *
2/17	L	80-73	at Memphis *
2/22	L	64-46	Marshall *
2/24	L	76-57	East Carolina *
3/1	L	79-58	vs. SMU \$

* - Conference USA
% UCF Golden Knights Classic
Junkanoo Jam
& UCF Holiday Classic
\$ C-USA Tournament

2007-08

Head Coach: Joi Williams
(10-20, 3-13 C-USA)

11/9	L	57-72	vs. Texas Tech^
11/11	L	63-74	Coppin State^
11/15	W	57-47	at North Florida
11/19	W	80-72	vs. Jacksonville
11/23	L	74-76	at Rider
11/25	W	68-57	at La Salle
11/28	W	73-52	Bethune-Cookman
12/2	L	56-64	at Miami (Fla.)
12/9	L	75-81	Florida Gulf Coast
12/15	W	90-68	Southeastern Louisiana
12/19	L	81-87	Appalachian State%
12/20	W	76-73	UNC-Greensboro%
12/31	W	65-43	at Stetson
1/5	L	54-71	Southern Miss*
1/11	L	62-90	at SMU*
1/13	L	59-65	at Tulsa*
1/17	L	61-74	Houston*
1/20	W	68-49	at Rice*
1/25	L	62-84	at Southern Miss*
1/31	L	75-77(ot)	Marshall*
2/2	L	66-80	East Carolina*
2/7	L	67-85	UAB*
2/9	L	68-78	Memphis*
2/15	L	64-71	at Marshall*
2/17	L	69-78	at East Carolina*
2/22	W	77-71	Tulane*
2/24	L	74-89	UTEP*
2/28	L	63-68	at UAB*
3/1	W	81-69	at Memphis*
3/6	L	72-74	vs. Southern Miss#

* - Conference USA
- C-USA Tournament
% - UCF Knights Classic
% - UCF Holiday Classic

2008-09

Head Coach: Joi Williams
(17-17, 11-5 C-USA)

11/16	L	86-59	at Colorado
11/21	W	71-69	Florida A&M
11/22	L	68-63	Florida Atlantic
11/27	L	79-67	vs. No. 6/7 Baylor^
11/28	L	65-61	vs. Wisconsin^
11/29	L	68-50	vs. Villanova^
12/03	L	67-53	at Alabama
12/07	L	77-64	at Florida Gulf Coast
12/15	W	75-71	at Jacksonville
12/18	L	66-59	Miami
12/19	L	82-75(ot)	Wake Forest\$
12/20	L	85-67	Ole Miss\$
12/31	L	82-70	at Florida State
1/3	W	65-59	Southern Miss*
1/8	W	85-67	at Memphis*
1/10	W	74-67	at UAB*
1/18	L	69-64	at Southern Miss*
1/22	W	77-52	Rice*
1/25	L	80-65	at Houston*
1/29	W	83-72	East Carolina*
1/31	W	75-67	Marshall*
2/5	W	72-69	Tulsa*
2/7	W	78-68	SMU*
2/13	W	68-50	at Marshall*
2/15	L	83-86(ot)	at East Carolina*
2/19	L	61-49	at UTEP*
2/21	L	73-64	at Tulane*
2/26	W	82-67	Memphis*
3/1	W	74-59	UAB*
3/5	W	66-64	vs. (12) Rice%
3/6	W	79-66	vs. (4) Houston%
3/7	W	62-51	vs. (1) SMU%
3/8	W	65-54(ot)	vs. (3) Southern Miss%
3/21	L	85-80	vs. #11 North Carolina (3)&

* - Conference USA
% = Conference USA Tournament (New Orleans, La.)
^ = 2008 Paradise Jam (St. Thomas, U.S. Virgin Islands)
\$ = UCF Holiday Classic (Orlando, Fla.)
& = NCAA Tournament (Chattanooga, Tenn.)

2009-10

Head Coach: Joi Williams
(11-16, 7-9 C-USA)

11/15	L	78-53	at Middle Tennessee
11/20	W	80-46	Bethune Cookman
12/2	W	84-68	at Jacksonville
12/6	L	62-59	Washington
12/12	L	63-61	at Florida Atlantic
12/14	L	64-62	Alabama
12/16	L	70-58	Florida State
12/20	W	76-38	Jackson State
12/29	L	85-52	Notre Dame
1/8	L	74-60	at Marshall*
1/10	L	73-62	at East Carolina*
1/15	L	49-47	Memphis*
1/17	L	69-61	UAB*
1/21	W	70-60	Southern Miss*
1/24	L	77-67	at UTEP*
1/31	L	72-70	Tulane*
2/4	W	56-47	Marshall*
2/6	W	60-50	East Carolina*
2/12	W	80-73	at UAB*
2/14	L	76-72	at Memphis*
2/18	L	65-59	Rice*
2/20	W	78-66	Houston*
2/25	L	69-61	at SMU*
2/27	W	50-49	at Tulsa*
3/3	W	84-72	at Southern Miss*
3/8	W	59-57(ot)	vs. Marshall%
3/9	L	63-62	vs. Tulane%

* - Conference USA
% = C-USA Tournament (Tulsa, Okla.)



Aisha Patrick



YEAR-BY-YEAR RESULTS

2010-11

Head Coach: Joi Williams
(22-11, 12-4 C-USA)

11/13	L	77-67	at Florida!
11/19	W	59-48	vs. Iona!
11/20	L	82-79 (ot)	at James Madison!
11/26	W	79-53	Richmond#
11/27	W	66-55	WKU#
11/30	L	56-54	at Savannah State
15/5	W	74-65	at FIU
12/7	L	77-73	Middle Tennessee
12/15	L	69-51	at Florida State
12/20	W	92-59	Jacksonville
12/22	L	73-65	at Wright State
12/29	W	79-69	Tennessee Tech
1/2	W	72-44	Valdosta State
1/6	W	81-68	at Rice*
1/9	W	67-43	Southern Miss*
1/13	W	65-55	UAB*
1/16	L	70-63	at SMU*
1/20	L	74-53	at Memphis*
1/23	W	68-40	Marshall*
1/27	L	71-68	Houston*
1/30	L	65-58	at ECU*
2/6	W	61-48	at Tulsa*
2/10	W	68-65	UTEP*
2/13	W	71-59	at Marshall*
2/17	W	73-69 (ot)	Tulane*
2/20	W	69-52	ECU*
2/24	W	53-50	at UAB*
2/27	W	72-65	at Southern Miss*
3/3	W	70-52	Memphis*
3/10	W	51-47	vs. UAB%
3/11	W	81-63	vs. Memphis%
3/12	W	85-73	vs. Tulane%
3/19	L	80-69	vs. Ohio State\$

* = Conference USA

% = C-USA Tournament (El Paso, Texas)

= UCF Thanksgiving Classic

! = Preseason WNIT

\$ = NCAA Tournament

2011-12

Head Coach: Joi Williams
(12-17, 7-9 C-USA)

11/12	L	89-76(3ot)	at South Alabama
11/18	W	67-51	Florida A&M
11/20	W	72-43	Mercer
11/25	L	70-57	Fordham#
11/26	L	55-46	Hartford#
11/30	W	66-49	Bethune-Cookman
12/2	L	61-46	FIU
12/8	L	75-36	Florida Gulf Coast
12/11	W	62-48	Savannah State
12/18	W	41-32	Virginia Tech
12/20	L	90-38	at No. 3 Notre Dame
12/30	L	60-47	Florida State
1/5	W	59-53	East Carolina*
1/8	L	64-52	at Tulane*
1/12	L	61-54	at UAB*
1/15	W	65-47	Southern Miss*
1/19	W	65-63 (ot)	Rice*
1/22	W	55-44	at Marshall*
1/26	L	60-48	SMU*
1/29	L	67-38	at UTEP*
2/2	W	54-48	Tulsa*
2/4	L	65-57	at Memphis*
2/12	W	41-39	UAB*
2/16	W	74-60	at Southern Miss*
2/19	L	61-54	Memphis*
2/23	L	65-50	at East Carolina*
2/26	L	66-53	at Houston*
3/1	L	69-60	Marshall*
3/7	L	71-49	vs. Southern Miss%

* = Conference USA

% = C-USA Tournament (Memphis, Tenn.)

= UCF Thanksgiving Classic

2012-13

Head Coach: Joi Williams
(16-18, 7-9 C-USA)

11/9	L	64-50	Georgia State
11/11	L	72-54	vs. #13 St. John's^
11/14	W	53-41	North Florida
11/16	L	61-55	at TCU
11/20	L	94-73	vs. Louisville#
11/21	L	83-75	vs. Missouri State#
11/22	W	64-56	vs. Mississippi State#
11/28	L	62-59	Charlotte
12/2	W	64-43	Bethune-Cookman
12/13	L	66-49	at FIU
12/17	L	53-49	Presbyterian
12/19	W	55-54	South Alabama
12/22	W	60-53	at Florida Gulf Coast

1/4	W	59-56	at Bowling Green
1/10	L	64-46	UAB*
1/13	L	69-54	at SMU*
1/20	L	62-57	Southern Miss*
1/24	L	54-51	at Tulsa*
1/27	W	70-65	at Memphis*
1/31	L	57-55	Tulane*
2/3	L	59-48	at East Carolina*
2/7	W	67-52	Marshall*
2/10	W	83-62	Memphis*
2/14	W	75-62	at Southern Miss*
2/17	W	76-69(ot)	UTEP
2/21	L	66-49	at Rice*
2/24	L	56-41	East Carolina*
2/28	W	68-55	Houston*
3/3	W	75-51	at Marshall*
3/7	L	55-54	at UAB*
3/13	W	74-59	vs. Houston!
3/14	W	70-66	vs. SMU!
3/15	W	89-77	vs. UTEP!
3/16	L	75-66	at Tulsa!

* = Daytona Beach, Fla.

= Tournament of Hope (Puerto Vallarta, Mexico)

* = Conference USA

! = C-USA Tournament (Tulsa, Okla.)

2013-14

Head Coach: Joi Williams

(10-20, 3-15 American)

11/8	W	65-61	Central Connecticut
11/12	W	57-54	at Oakland
11/15	W	71-66	FIU
11/19	W	85-77	at Georgia State
11/23	L	65-52	at Charlotte
11/30	W	65-45	Howard#
12/1	W	68-43	SIUE#
12/7	W	84-79	Flagler
12/13	L	82-69	at FAU (2OT)
12/16	L	63-51	Middle Tennessee
12/21	L	78-66	Iona
12/28	W	67-59	at Houston*
1/1	L	77-49	#1 UConn*
1/4	L	75-54	at Temple*
1/11	L	88-52	Memphis*
1/15	L	75-56	at #5 Louisville*
1/18	L	68-63	USF*
1/22	L	69-48	Rutgers*
1/25	L	47-37	at Cincinnati*
1/29	L	62-53	at Memphis*
2/1	W	52-43	Houston*
2/4	L	74-59	#4 Louisville
2/8	L	89-54	at USF*
2/11	W	59-54	SMU*
2/15	L	90-50*	at Rutgers*
2/19	L	83-35	at #1 UConn*
2/22	L	50-49	Cincinnati*
3/1	L	64-54	Temple*
3/4	L	79-67	at SMU*
3/7	L	54-52	vs. Cincinnati!

= UCF Thanksgiving Classic

* = American Athletic Conference game

! = American Tournament (Uncasville, Conn.)

2014-15

Head Coach: Joi Williams

(9-21, 5-13 American)

11/14	W	94-74	FAU
11/17	W	98-65	Oakland
11/19	L	67-49	Stetson
11/25	W	71-59	Jacksonville
11/30	L	67-62	at UMass
12/2	W	60-56	North Florida
12/6	L	66-57	at FIU
12/11	L	62-48	at St. John's
12/14	L	75-67	at Iona
12/17	L	73-64	Akron
12/20	L	79-57	at Middle Tennessee
12/27	W	64-50	at Houston*
1/3	W	76-70	Tulsa*
1/7	L	70-66	Memphis*
1/10	L	70-54	at Cincinnati*
1/13	L	71-70	Tulane*
1/17	L	72-57	at Temple*
1/21	L	100-45	#2 UConn*
1/25	W	61-57	at SMU*
1/27	L	71-54	Temple*
1/31	L	70-61	at Tulsa*
2/3	L	91-68	at USF*
2/7	L	70-60	SMU*
2/10	L	66-55	at Tulane*
2/14	W	66-51	Cincinnati*
2/18	L	65-49	at Memphis*
2/24	W	59-38	Houston*
2/28	L	99-71	USF*

3/2	L	67-57	at East Carolina*
3/6	L	76-66	vs. Cincinnati!

* = American Athletic Conference

! = American Tournament

2015-16

Head Coach: Joi Williams
(7-23, 4-14 American)

11/14	L	75-60	at Nebraska-Omaha
11/17	W	89-72	FIU
11/20	W	93-55	Florida A&M
11/24	W	77-36	at South Alabama
11/28	L	66-60	Buffalo#
11/29	L	71-63	Butler#
12/2	L	83-68	at Stetson
12/5	L	74-54	at Akron
12/13	L	70-42	St. John's
12/22	L	74-55	Oklahoma State
12/30	L	93-79	Florida^
1/2	L	68-50	Cincinnati*
1/5	L	108-63	at #22 USF*
1/7	L	71-56	East Carolina*
1/10	L	75-54	at Tulane*
1/13	L	71-63	Temple*
1/16	W	80-60	at Cincinnati*
1/20	L	106-51	#1 UConn*
1/24	L	88-49	#15 USF*
1/27	L	75-59	at Memphis*
1/30	W	75-74	Tulsa*
2/3	L	64-55	at Houston*
2/6	L	65-50	at SMU*
2/10	L	69-52	Memphis*
2/13	L	95-71	at Tulsa*
2/17	L	65-53	Tulane*
2/20	W	66-54	SMU*
2/23	W	65-62	Houston*
3/2	L	78-64	at Temple*
3/6	L	76-66(ot)	vs. SMU!

= UCF Thanksgiving Classic

^ = American/SEC Challenge (Jacksonville, Fla.)

* = American Athletic Conference game

! = American Tournament (Uncasville, Conn.)



Zykira Lewis



YEAR-BY-YEAR RESULTS

2016-17

Head Coach: Katie Abrahamson-Henderson

(21-12, 9-7 American)		
11/11	W	69-52 at FIU
11/13	W	70-58 South Alabama
11/16	W	57-38 at Davidson
11/19	L	67-64 Virginia Tech
11/22	W	66-59 at Butler
11/26	W	49-30 Rider#
11/27	W	61-43 Austin Peay#
12/1	L	66-65 at Buffalo
12/4	W	70-43 Bethune-Cookman
12/10	W	66-52 Gardner-Webb
12/17	W	74-54 at Georgia Southern
12/20	W	81-41 Omaha
12/28	L	77-71 UC Davis
1/1	L	84-48 #1 UConn*
1/4	L	63-57 at Cincinnati*
1/7	L	65-62 Memphis*
1/11	W	62-48 at Houston*
1/18	W	54-42 at East Carolina*
1/21	L	73-62 Tulsa*
1/24	W	64-44 Cincinnati*
1/28	L	65-59 at Memphis*
2/4	L	63-58 at SMU*
2/8	W	85-59 Houston*
2/11	W	62-58 at Tulsa*
2/14	W	66-62 at #22 USF*
2/18	W	79-51 East Carolina*
2/22	W	56-51 at Tulane*
2/25	W	63-37 SMU*
2/27	L	66-60 #20 Temple*
3/4	W	61-57 vs. Tulane!
3/5	L	78-56 vs. #1 UConn!
3/16	W	73-53 Stetson-
3/19	L	63-51 at Georgia Tech-

#=UCF Thanksgiving Classic
 *=American Athletic Conference game
 != American Tournament(Uncasville, Conn.)
 --WNIT

2017-18

Head Coach: Katie Abrahamson-Henderson

(22-11, 12-4 American)		
11/10	L	73-64 Mercer
11/13	W	58-57 at Chattanooga
11/17	W	65-30 at Gardner-Webb
11/19	L	86-69 at Virginia Tech
11/22	L	71-57 Elon
11/25	W	63-59 IUPUI#
11/26	W	53-43 Northern Iowa#
11/30	L	58-51 at Samford
12/10	W	62-38 Georgia Southern
12/13	W	47-32 at Boston
12/17	W	62-55 at UC Davis
12/20	L	78-74 (OT) at Pacific
12/28	L	62-54 Davidson
12/30	W	76-46 Temple*
1/3	W	60-42 at SMU*
1/6	W	59-53 Wichita State*
1/9	L	80-44 at #1 UConn*
1/14	L	62-45 at #25 USF*
1/17	W	59-51 Tulane*
1/20	W	58-43 SMU*
1/27	W	47-44 at Tulsa*
1/30	W	50-38 at Cincinnati*
2/3	W	61-41 Memphis*
2/7	L	55-37 #1 UConn*
2/10	W	64-57 at Temple*
2/18	L	77-68 (OT) #21 USF*
2/21	W	63-40 at Memphis*
2/24	W	64-59 at Houston*
2/26	W	75-54 ECU*
3/4	W	77-70 vs. Temple!
3/5	L	74-59 vs. #19 USF!
3/14	W	65-60 (OT) Jacksonville-
3/18	L	80-61 at Alabama-

#=UCF Thanksgiving Classic
 *=American Athletic Conference game
 != American Tournament(Uncasville, Conn.)
 --WNIT

2018-19

Head Coach: Katie Abrahamson-Henderson

(26-7, 13-3 American)		
11/7	W	61-58 at Pitt
11/14	W	78-55 at Stetson
11/18	W	76-42 at Mercer
11/21	L	75-68 at Central Michigan
11/24	W	70-48 Richmond#
11/25	W	71-56 Villanova#
11/30	W	75-37 Chattanooga
12/9	W	71-60 at Delaware
12/12	W	71-63 at Duquesne
12/17	W	64-57 Pacific
12/21	W	53-45 vs. Liberty%
12/22	L	57-52 vs. #14/15 Syracuse%
12/30	W	47-45 at Quinnipiac
1/5	W	68-55 at Memphis*
1/8	W	62-49 at USF*
1/13	W	56-55 Cincinnati*
1/16	W	60-44 Tulsa*
1/19	W	55-43 SMU*
1/23	W	61-59 (OT) at ECU*
1/27	L	93-57 at #2/3 UConn*
1/30	W	58-56 Houston*
2/3	W	66-63 USF*
2/9	W	66-54 at SMU*
2/13	L	61-59 at Tulane*
2/17	L	78-41 #4 UConn*
2/20	W	57-49 at Wichita State*
2/23	W	62-54 Temple*
3/2	W	52-42 Tulane*
3/4	W	59-50 at Houston*
3/9	W	66-54 vs. Tulsa!
3/10	W	66-58 vs. Cincinnati!
3/11	L	66-45 vs. #2 UConn!
3/22	L	60-45 vs. Arizona State-

#=UCF Thanksgiving Classic
 %= St. Pete Shootout
 *=American Athletic Conference game
 != American Tournament(Uncasville, Conn.)
 --NCAA Tournament (Coral Gables, Fla.)

2019-20*

Head Coach: Katie Abrahamson-Henderson

(20-11, 11-5 American)		
11/6	W	61-58 Pitt
11/9	L	72-37 at Belmont
11/13	L	72-50 at Florida Gulf Coast
11/16	W	63-57 at Stephen F. Austin
11/24	W	75-49 Delaware
11/27	W	66-40 Stetson
11/30	L	61-56 vs. #11 UCLA#
12/1	L	46-43 vs. James Madison#
12/17	W	80-58 Quinnipiac
12/20	W	67-58 St. Mary's%
12/21	W	69-53 Wright State%
12/30	W	64-58 Central Michigan
1/5	W	91-55 ECU*
1/12	L	81-64 at Cincinnati*
1/16	L	59-52 #4 UConn*
1/19	W	64-57 at USF*
1/22	L	60-59 at Tulane*
1/25	W	82-66 Memphis*
1/29	L	67-65 at Temple*
2/1	W	67-57 SMU*
2/5	W	62-49 at Tulsa*
2/12	W	67-49 at Houston*
2/15	W	49-42 Cincinnati*
2/19	W	56-48 USF*
2/22	L	66-53 at #5/6 UConn*
2/26	W	67-64 Temple*
2/29	W	67-58 at Memphis*
3/2	W	95-50 Wichita State*
3/7	W	65-32 vs. Wichita State!
3/8	L	57-51 vs. Cincinnati!

#=Cavalier Classic (Charlottesville, Va.)
 %= UCF Holiday Tournament
 *=American Athletic Conference game
 != American Tournament(Uncasville, Conn.)
 *Season ended without postseason due to COVID-19

2020-21*

Head Coach: Katie Abrahamson-Henderson

(16-5, 12-2 American)		
11/25	W	60-34 Virginia
12/4	W	58-48 at LSU#
12/13	L	70-57 FGCU
12/15	W	66-62 Tulane*
12/19	W	53-42 at Tulsa*
1/3	W	55-46 Houston*
1/9	L	61-58 at Temple*
1/13	W	58-51 at ECU*
1/17	W	57-41 Cincinnati*
1/23	W	50-38 at Houston*
1/27	W	52-47 ECU*
2/13	W	70-51 at Cincinnati*
2/17	W	63-61 at Tulane*
2/20	W	55-53 Tulsa*
2/27	W	61-37 Temple*
3/2	L	65-62 at #14/15 South Florida*
3/4	W	58-45 #14 South Florida*
3/9	W	53-43 vs. Cincinnati!
3/10	W	61-39 vs. Houston!
3/11	L	64-54 vs. #18 South Florida!
3/22	L	62-51 vs. Northwestern-

= American/SEC Challenge
 * = American Athletic Conference game
 != American Tournament(Uncasville, Conn.)
 - = NCAA Tournament (San Antonio, Texas)
 *Season had delayed start and incurred pauses due to the COVID-19 pandemic

2021-22

Head Coach: Katie Abrahamson-Henderson

(26-4, 14-1 American)		
11/9	W	68-39 Duquesne
11/12	L	49-41 Tennessee
11/17	W	59-38 at Virginia
11/21	W	57-45 Belmont
11/26	W	58-41 vs. Idaho State#
11/27	W	56-47 vs. Arkansas#
12/2	W	52-51 Arkansas
12/12	W	61-47 at Mercer
12/14	W	68-56 at Seton Hall
12/18	L	69-61 at Iowa
1/5	W	54-47 at Tulane*
1/8	W	52-43 at ECU*
1/11	W	62-59 Houston*
1/16	W	67-51 South Florida*
1/22	L	61-57 at Cincinnati*
1/26	W	69-67 Tulane*
1/29	W	68-50 at Wichita State*
1/31	W	64-55 Temple*
2/5	W	71-57 Memphis*
2/9	W	54-44 at Houston*
2/13	W	54-33 at South Florida*
2/16	W	60-35 Wichita State*
2/19	W	68-31 Temple*
2/26	W	74-39 Cincinnati*
3/2	W	61-48 Tulsa*
3/8	W	69-54 Tulsa%
3/9	W	61-28 SMU%
3/10	W	53-45 South Florida%
3/19	W	69-52 Florida!
3/21	L	52-47 UConn!

#=Cancun Challenge
 *=American Athletic Conference game
 %=American Tournament (Fort Worth, Texas)
 !=NCAA Tournament (Storrs, Conn.)



YEAR-BY-YEAR RESULTS

2022-23

Head Coach: Sytia Messer

(14-15, 4-11 American)

11/7	W	72-32	Winthrop
11/15	W	62-60	at Campbell
11/22	W	78-54	Louisiana-Monroe
11/26	W	79-74 (OT)	Samford#
11/27	W	67-41	SEMO#
12/1	W	67-55	Sam Houston
12/3	L	86-46	at Auburn
12/11	L	63-56	Seton Hall
12/14	L	99-64	at Tennessee
12/20	W	67-50	Idaho State^
12/21	W	64-46	Elon^
12/29	W	92-67	Texas Southern
1/3	L	61-51	at SMU*
1/7	L	80-75	Tulsa*
1/10	L	80-42	at Houston*
1/15	W	59-56	Wichita State*
1/17	L	64-50	Tulane*
1/22	L	83-51	at USF*
1/28	L	63-56	at Temple*
2/4	L	68-54	East Carolina*
2/8	W	60-57	at Cincinnati*
2/11	L	50-48(OT)	at Memphis*
2/15	L	73-44	#23 USF*
2/18	L	63-57	at East Carolina*
2/21	W	57-53	Temple*
2/25	W	64-54	Cincinnati*
3/1	L	70-60	at Tulsa*
3/6	W	69-53	vs. Tulsa%
3/7	L	48-46	vs. Memphis%

#=UCF Thanksgiving Classic

*=UCF Christmas Classic

%=American Athletic Conference game

%= American Tournament(Fort Worth, Texas)

2023-24

Head Coach: Sytia Messer

(12-17, 3-15 Big 12)

11/6	W	101-63	Bethune-Cookman
11/13	W	96-73	Anderson
11/20	W	60-53	Auburn
11/23	W	63-54	Jackson State#
11/24	W	61-48	St. John's#
11/25	W	69-58	Sacred Heart#
12/3	W	42-41	Campbell
12/11	W	72-45	New Orleans
12/18	L	59-58	Florida Atlantic
12/19	W	67-41	Morgan State
12/30	L	69-52	at Oklahoma*
1/3	L	68-61	Oklahoma State*
1/6	L	72-56	#11/12 Kansas State*
1/10	L	64-63	at Cincinnati*
1/13	L	76-59	#24 West Virginia*
1/20	L	77-74	at #12/13 Baylor*
1/23	L	66-60	at TCU*
1/27	W	92-87 (OT)	Houston*
1/30	L	84-43	at #23/23 West Virginia*
2/3	W	71-66	Iowa State*
2/7	L	67-61	Cincinnati*
2/10	W	69-64	at Texas Tech*
2/13	L	64-60	BYU*
2/17	L	60-58	at #7/6 Kansas State*
2/21	L	67-54	at Oklahoma State*
2/24	L	87-56	#5/5 Texas*
2/28	L	65-53	Kansas*
3/2	L	68-67	Houston*
3/7	L	67-62	vs. Cincinnati%

#=Discover Puerto Rico Classic (San Juan, PR)

*=Big 12 Conference game

%= Big 12 Tournament(Kansas City, Mo.)



ALL-TIME VS. OPPONENTS

A		Flagler.....13-4	Mississippi.....0-4	Southern Illinois.....0-1
Akron.....0-2	Florida.....1-26	Mississippi State.....1-2	Southern Maine.....1-0	Southern Miss.....9-15
Alabama.....0-6	Florida A&M.....10-15	Mississippi Valley State.....1-0	Spring Garden.....0-1	Spring Hill.....1-0
Albany.....1-0	Florida Atlantic.....21-10	Missouri.....0-1	Stephen F. Austin.....1-0	Stetson.....36-28
American.....0-2	Florida Gulf Coast.....1-5	Monmouth.....1-2	Syracuse.....0-2	
Anderson (S.C.).....1-0	Florida Inst. of Tech.....1-0	Montevallo.....1-0	T	
Appalachian State.....1-3	FIU.....11-29	Morgan State.....1-0	Tampa.....13-3	
Arizona State.....0-1	Florida Southern.....14-2	Mount Mercy.....1-0	TCU.....0-4	
Arkansas.....1-1	Florida State.....2-16	Murray State.....0-1	Temple.....10-10	
Arkansas State.....1-4	Fordham.....0-1	N		
Armstrong State.....1-2	Furman.....1-1	Nebraska-Omaha.....1-1	Tennessee.....0-2	
Auburn.....1-2	G			
Austin Peay.....2-0	Gardner-Webb.....7-0	Nevada.....0-1	Tennessee State.....1-1	
B		New Hampshire.....2-0	Tennessee Tech.....1-0	
Baptist.....1-0	George Mason.....0-3	New Orleans.....2-8	Texas.....0-3	
Baylor.....0-4	Georgetown.....0-1	Niagara.....0-1	Texas Arlington.....1-1	
Belhaven.....2-1	Georgia Southern.....6-12	Nicholls State.....5-0	Texas A&M.....0-1	
Belmont.....6-4	Georgia Southwestern.....1-0	North Carolina.....0-2	Texas A&M Corpus Christi.....1-0	
Bentley.....0-1	Georgia State.....13-30	UNC-Greensboro.....1-0	Texas-Pan American.....3-1	
Bethune-Cookman.....15-4	Georgia Tech.....0-3	North Florida.....4-0	Texas Southern.....1-0	
Bluefield State.....2-0	Grambling State.....0-1	North Georgia.....1-0	Texas Tech.....1-2	
Boston.....1-1	Guelph (Canada).....0-1	North Texas.....0-2	Troy.....9-8	
Bowling Green.....1-0	H			
Brevard CC.....3-0	Hampton.....1-0	Northeast Mississippi.....1-0	Tulane.....14-15	
Brooklyn.....2-0	Hartford.....0-1	Northeast Missouri State.....0-1	Tulsa.....17-9	
Broward.....0-1	Harvard.....1-0	Northern Arizona.....0-1	Tuskegee.....0-1	
Brown.....1-0	High Point.....1-0	Northern Iowa.....1-1	U	
Buffalo.....1-2	Hope.....1-0	Northern Illinois.....0-2	UAB.....8-14	
Butler.....1-4	Houston.....22-8	Northern Kentucky.....1-0	UC Davis.....1-1	
BYU.....0-1	Howard.....1-0	Northwestern.....0-1	UCLA.....0-1	
C		Northwestern State.....1-1	UConn.....0-14	
Cal Poly SLO.....1-0	Illinois-Chicago.....1-0	Notre Dame.....0-3	UMass.....0-1	
Campbell.....12-9	Idaho State.....2-0	NW Missouri State.....0-1	UNLV.....1-0	
Canisius.....2-1	IUPUI.....2-0	O		
Central Connecticut.....1-0	Iona.....2-2	Oakland.....2-0	USC.....1-0	
Central Michigan.....2-1	Iowa.....0-1	Ohio State.....0-1	UTEP.....4-6	
Charlotte.....2-3	Iowa State.....1-0	Oklahoma.....0-1	V	
Chattanooga.....2-1	J			
Cheyney.....1-0	Jacksonville.....13-6	Oklahoma State.....0-3	Valdosta State.....2-3	
Cincinnati.....13-13	Jackson State.....1-0	P		
Cleveland State.....0-1	Jacksonville State.....12-4	Pacific.....1-1	Villanova.....1-1	
Coastal Carolina.....2-0	James Madison.....1-3	Paine.....1-0	Virginia.....2-1	
Colgate.....2-0	John Abbott (Canada).....0-1	Palm Beach Atlantic.....1-0	Virginia Commonwealth.....2-0	
College of Charleston.....12-1	K			
Columbia.....2-0	Kansas.....1-1	Pennsylvania.....1-1	Virginia Tech.....1-2	
Concordia (Canada).....1-0	Kansas State.....0-2	Pitt.....2-0	Vermont.....0-1	
Colorado.....0-1	Kent State.....0-2	Presbyterian.....0-1	W	
Coppin State.....0-1	Kentucky.....0-2	Princeton.....0-1	Wake Forest.....2-3	
D		Purdue.....0-2	Washington.....0-1	
Dartmouth.....2-0	Lamar.....0-4	Q		
Davidson.....2-0	La Salle.....1-0	Queens.....0-1	West Florida.....2-0	
Davis & Elkins.....1-0	Liberty.....2-0	Quinnipiac.....2-1	West Georgia.....2-0	
Dayton.....0-1	Lipscomb.....1-5	R		
Delaware.....2-0	Livingston.....0-2	Radford.....3-1	West Virginia.....0-3	
Delaware State.....1-0	Longwood.....1-0	Rice.....5-4	Western Carolina.....0-3	
Delta State.....1-0	Louisiana-Lafayette.....4-1	Richmond.....2-1	Western Kentucky.....1-3	
Denver.....2-0	Louisiana-Monroe.....1-1	Rider.....1-1	Western Michigan.....1-1	
Detroit.....1-1	Louisiana Tech.....0-9	Rollins.....12-1	Wichita State.....7-0	
District of Columbia.....0-1	LSU.....1-2	Rutgers.....0-2	William Carey.....1-0	
Drexel.....0-2	L			
Duquesne.....2-0	Manatee CC.....1-0	S		
E		St. John's.....1-3	Winnthrop.....1-0	
ECU.....12-16	Manhattan.....0-1	St. Leo.....9-0	Wisconsin.....0-1	
Eastern Illinois.....2-0	Marist.....1-0	St. Mary's.....1-0	Wofford.....1-0	
Eastern Michigan.....0-1	Marquette.....1-0	Sacred Heart.....1-0	Wright State.....1-2	
Eastern Washington.....1-0	Marshall.....10-8	Samford.....9-3	Y	
Eckerd.....6-0	Maryland-Eastern Shore.....1-0	Sam Houston.....2-0	Yale.....1-0	
Edward Waters.....5-0	McNeese State.....0-1	Santa Clara.....0-1	Youngstown State.....1-0	
Elon.....1-1	Memphis.....16-18	Savannah State.....1-1	Total.....682-680 (.501)	
F		Seton Hall.....1-1		
Fairfield.....0-2	Mercer.....28-17	Siena.....1-0		
Fairleigh Dickinson.....4-1	Miami.....3-11	SMU.....13-14		
	Miami-Dade North CC.....4-0	South Alabama.....4-2		
	Miami-Dade South CC.....2-1	South Carolina.....0-2		
	Middle Tennessee.....0-5	South Florida.....14-29		
		Southeastern Louisiana.....8-8		
		Southeast Missouri State.....1-0		



ADDITION FINANCIAL ARENA



Thanks to Addition Financial Arena, the Knights play in one of the finest facilities in the nation. The 10,000-seat venue opened in the fall of 2007 and is located on the north side of campus. The facility has dozens of top amenities, including a state-of-the-art video board, luxury suites and wide concourses. The arena was given an updated look in the fall of 2017 with its new Orlando's Hometown Team design, and was rebranded to Addition Financial Arena prior to the fall of 2019.

Step inside Addition Financial Arena and enjoy the best of both worlds - a first-class facility which also highlights the essence of college basketball. The building is one of only a few in the nation that offers unparalleled luxury to student-athletes and fans, and also has a great gameday atmosphere. Similar to National Basketball Association venues, the arena features 16 spacious luxury suites and two party suites. The suites include kitchenettes and bar-style seating and can accommodate up to 20 guests. Additionally, the facility has two loges and the unique Black and Gold Club, which provides exclusive access to the club seating area. The arena helps provide UCF fans with a great entertainment experience during games. The Daktronics scoreboard above center court has four video screens that show replays and provide player information.



Not only do the Knights utilize one of the nation's finest home venues in Addition Financial Arena, members of the team also have access to the UCF basketball practice facility. The venue opened in spring 2008 and includes a practice court for the Knights.

UCF student-athletes have access to the facility 24 hours a day, seven days a week. Connecting to Addition Arena, the practice court contains six baskets, two shot clocks and a scoreboard. The Knights use the court for individual development.

The facility is equipped with a video system that allows the UCF coaching staff to tape every practice and workout. The coaches then visit with each student-athlete to analyze their performance. Offices and conference rooms for the UCF coaching staff are located on the second floor of the practice facility. A film room is adjacent to the offices. The practice facility was constructed during the 2007-08 campaign inside the former home of the Knights - the old UCF Arena. UCF played at the facility from 1991-07.

A 2,000-square foot weight room is located on the first floor of the facility. The weight room provides the Knights with access to free weight and machine equipment, cardio and treadmills. The Knights utilize a large sports medicine center located inside the practice facility. The sports medicine center connects to the team's locker room. Additionally, the center is adjacent to Addition Financial Arena for the Knights to use before and after games.

Inside the UCF practice facility, the Knights utilize a new locker room, which also connects to Addition Financial Arena, and a spacious player lounge. Both rooms are used exclusively by the women's basketball program. The room features tables and chairs, televisions and couches for the players.

Arena Facts

Capacity.....	10,000
Construction Began.....	November 2005
Construction Completed.....	August 2007
Design.....	HOK Sports
Construction.....	KUD International
Cost.....	\$80 million
Luxury Suites.....	16
Lower Level Seats.....	5,598
Upper Level Seats.....	3,365
Club Seats.....	502
Concession Stands.....	7
Points of Sale.....	28
Video Boards.....	4
First UCF Game	Texas Tech 72, UCF 57 (11/09/07)
First UCF Win.....	UCF 80, Jacksonville 72 (11/19/07)

BASKETBALL FACILITIES

UCF KNIGHTS



UCF ATHLETICS FACILITIES



Wayne Densch Center for Student Athlete Leadership

The Wayne Densch Center for Student Athlete Leadership opened in March 2016 and is the on-campus home to the personal, professional and academic development of Knight student-athletes. The building houses the Academic Services for Student-Athletes, Student-Athlete Welfare and Development and Athletics Compliance units. The three-story, 22,000-square-foot structure also features computer labs, tutoring and mentoring rooms, numerous study spaces and conference rooms.



Garry Center for Student-Athlete Nutrition

The Garry Center for Student-Athlete Nutrition opened in the fall of 2018. Located on the south side of the FBC Mortgage Stadium, UCF transformed a former recruiting lounge into its Athletics training table. UCF student-athletes are provided healthy meals to help improve their athletic and academic performance.



UNIVERSITY OF CENTRAL FLORIDA



The University of Central Florida is a metropolitan research university located in metropolitan Orlando. Founded in 1963, UCF enrolls about 70,000 students and offers more than 220 degrees through its main campus, 11 regional connect centers, a downtown campus, a health sciences campus at Lake Nona, the Rosen College of Hospitality Management in the heart of Orlando's tourism corridor, and online.

Ensuring Access and Affordability

- The fall 2020 freshman class set a school record with an average high school GPA of 4.18.
- One in five students is the first in his or her family to attend college, and students of color make up 48 percent of the student body.
- Tuition and fees at UCF are among the nation's lowest, and UCF is ranked among the nation's best values by Kiplinger.
- This fall, UCF launched more than two dozen new graduate programs, many offering candidates helpful tools related to COVID-19 challenges. Certificates, tracks and new degree programs cover a variety of fields from business and engineering to optics and health.

Producing Top Talent

- With more than 17,000 degrees conferred each year, UCF serves as a vital pipeline to companies throughout the region, state and nation.
- For the last six years, UCF has been the No. 1 supplier of graduates to U.S. aerospace and defense industries, according to Aviation Week. UCF ranks second in the nation (only to Georgia Tech) for teaching the critical skills needed by employers.
- UCF student teams finished second in the National Cyber Defense Competition and earned bronze in the North American finals of the International Collegiate Programming Contest.

Serving Our Community

- UCF RESTORES utilizes technology – including virtual reality – to deliver PTSD treatment for veterans, active-duty military, first responders, mass shooting survivors, and other trauma victims.
- Limbitless Solutions is a non-profit organization at UCF that empowers individuals with accessibility limitations through technology, including 3-D printed prosthetic arms for kids and wheelchair controls that respond to facial muscles.

Pursuing Excellence

- UCF ranks among the nation's 20 most innovative universities and is one of the nation's top promoters of social mobility, according to U.S. News & World Report.
- U.S. News & World Report ranks UCF No. 16 in the nation for online undergraduate programs.
- The Rosen College of Hospitality Management is the No. 4 hospitality school in the world, according to CEOWORLD Magazine.
- The Florida Interactive Entertainment Academy, UCF's graduate video gaming school, is ranked No. 1 in North America by the Princeton Review and PC Gamer.



ALEXANDER N. CARTWRIGHT



**UCF President
Alexander N. Cartwright**

Alexander Cartwright was selected as UCF's sixth president by the UCF Board of Trustees on March 20, 2020 following a nationwide search. He was confirmed by the Florida Board of Governors the following week.

Under Dr. Cartwright's leadership, UCF is working toward becoming the world's leading public metropolitan university, a top 50 public research university, de-

termined to foster success for students of all backgrounds and to produce research and creative works that positively impact lives across our community and across the world. To achieve this vision, the university has been focused on achieving greater operational, academic and inclusive excellence, including building a senior leadership team that will help take the university to new heights.

As a first-generation college student whose journey to higher education was not traditional, Dr. Cartwright understands and prioritizes the need to build successful outcomes for students from all backgrounds, and is dedicated to creating a culture of belonging at UCF.

An internationally recognized researcher and scholar in the area of optical sensors, he is a fellow of the American Association for the Advancement of Science, SPIE and the National Academy of Inventors. Dr. Cartwright is a prior winner of both the National Science Foundation CAREER Award and the Office of Naval Research Young Investigator Award. In addition, he earned the 2002 SUNY Chancellor's award for excellence in teaching.

A native of the Bahamas, Dr. Cartwright holds a doctorate in electrical and computer engineering from the University of Iowa. He and his wife Melinda have two children, Alyssa and Andrew.



TERRY MOHAJIR



Terry Mohajir, UCF's vice president and director of athletics, has excelled at hiring coaches who win championships, raising money for first-class athletics facilities and support resources necessary to be nationally competitive—and fulfilling a unique promise to guarantee a job or graduate school admission for every student-athlete who graduates.

Now, he and the Knights

parlay all those elements into the most significant step in program history as UCF begins competition in the Big 12 Conference in 2023-24. UCF accepted an invitation to join the Big 12 in September 2021 and officially entered the league July 1, 2023. Mohajir's two and a half years with the Knights began with the February 2021 hiring of Gus Malzahn as the new UCF head football coach and just seven months later featured the new conference announcement.

Mohajir (pronounced mo-HAH-zure) joined the UCF Athletics staff Feb. 9, 2021, following eight years as Arkansas State University's vice chancellor for inter-collegiate athletics.

Mohajir wasted no time making an impact at UCF. Just five days after taking over the Knights' program he hired former Auburn coach Malzahn as the new UCF football coach. Malzahn was the head coach at Arkansas State in 2012 when Mohajir was hired there as director of athletics—with the Red Wolves winning the Sun Belt Conference title that year in Malzahn's single season with Arkansas State. Malzahn led Auburn to the Bowl Championship Series title game after the 2013 campaign, one Southeastern Conference Championship and two SEC West Division titles. Malzahn's first Knight team in 2021 sizzled down the stretch with six wins in its final seven games and a final 9-4 mark—capped by a Gasparilla Bowl triumph over Florida—and then UCF in 2022 produced another nine-win campaign, an appearance in the American Athletic Conference Championship Game and a seventh consecutive postseason invitation, this time to the Military Bowl.

Since Mohajir came on board at UCF, Knight teams have produced these on-field achievements:

- Fourteen American Athletic Conference titles in 2021-23, three in volleyball, two each in softball and women's indoor and outdoor track and field—plus one each in men's and women's soccer, men's and women's tennis and women's basketball—and those 14 titles equaled the number produced by UCF teams in the previous five years (beginning 2016-17)
- Fifteen NCAA Championship team appearances, three in volleyball, women's tennis and women's golf, two in softball and one each in men's soccer, men's tennis, women's basketball and men's golf—with multiple individuals qualifying in tennis, golf and track and field
- NCAA Sweet 16 qualifications in men's soccer and women's tennis in spring 2021, plus an NCAA regional runner-up slot in softball
- A 2022 NCAA super regional appearance in softball (after a #16 national seed and a title in the Orlando Regional) and NCAA first-round wins in women's basketball and women's tennis
- NCAA first-round wins in 2022-23 in volleyball and women's soccer and another regional runner-up finish

in softball

- First-team All-America honors for Rayniah Jones in the 2021 NCAA 100-meter hurdles outdoors, the 2022 NCAA 60-meter hurdles indoors and the 4x100 relay outdoors (joining Ciara Holback, Beyonce De-freitas and l'Asia Wilson). She won three events at the 2022 AAC Indoor Track and Field Championships and was named the meet's outstanding performer.
- First-team 2022 All-America recognition for Jada Cody in softball and McKenna Melville in volleyball.
- Eight teams in 2022-23 in the top 25 at some point during those seasons

Mohajir's 2021 presentation to the UCF Board of Trustees of a vision and action plan for the future of the Knights' football campus proved to be a noteworthy precursor to the Big 12 announcement. That vision—now known as Mission XII—includes significant proposed new elements that will enhance the Knights' ability to compete for football championships and benefit student-athletes and coaches in areas including injury care and prevention, hydrotherapy, recreation and premium seating. The campus will include creation of Nicholson Plaza, a football "town square" outside the southwest corner of the football stadium, with the highlight of that location to be McNamara Cove with a recovery river. That will be accomplished by movement of one existing football practice field (west field) to the other side of the second (east field), creating additional space for Nicholson Plaza.

All those improvements will further refine a state-of-the-art plan for football facilities and support services within a concentrated locale on the northeast side of the UCF campus. The intent is to create a dedicated football campus that will consolidate the Knights' facilities in the areas of housing, nutrition, sports medicine, sports performance, academics and career services.

Those proposed additions combine with several new elements added in the months after Mohajir and Malzahn came on board: replacement of existing synthetic grass in Nicholson Fieldhouse, outside painting of Nicholson Fieldhouse, all-new theming in the UCF football office areas and hallways and new seating and graphics in the Knights' team meeting room. Additional improvements for other sports included a new video board and audio system for baseball, artificial turf upgrades at John Euliano Park, new player lockers and a new stadium audio system for softball—and renovated locker rooms for the volleyball and men's and women's basketball programs. An additional series of planned facility upgrades and improvements will affect every other UCF sports program.

UCF helped solidify its financial future in a major way with the 2022 announcement that Mohajir had agreed to a 13-year deal with Playfly Sports to leverage the company's multimedia rights expertise and tap into its expansive suite of marketing and media solutions to further grow the UCF brand regionally, nationally and globally.

That followed the announcement that the UCF Athletic Association and FBC Mortgage, LLC, combined on a naming rights agreement for the Knights' home football stadium that took effect beginning with the 2022 season and branded the UCF football venue as FBC Mortgage Stadium.

Mohajir's years at Arkansas State featured delivering on a guarantee that every student-athlete who graduated earned a job opportunity or admission to graduate school. The Red Wolves achieved the 100% guarantee every year for Mohajir's last six years



TERRY MOHAJIR

there. He instituted the same program at UCF under the banner of the Knights Leadership Academy, with every graduate since 2021 taking advantage.

Other achievements during Mohajir's tenure in Orlando include:

- 2023 hirings of new UCF head coaches in baseball, rowing and volleyball
- an initial facilities audit that resulted in early improvements to baseball, softball and women's basketball venues, \$12 million in summer 2023 updates to Addition Financial Arena, the Venue and Knights Plaza, as well as state-of-the-art lighting and connectivity updates at FBC Mortgage Stadium entering the 2023 season
- creation of a plan to combine multiple UCF collectives into the Kingdom to support NIL (name, image, likeness) efforts for Knight student-athletes
- supporting UCF student-athletes as they achieved a 31st consecutive semester with a combined grade-point average of at least 3.0 in the spring 2023 semester, including 13 straight with a 3.2 or higher
- sellouts of football season tickets in 2022 and 2023
- 2023 NCAA Academic Progress Rate (APR) numbers that included four teams with 1,000 multi-year scores, seven with 1,000 single-year scores and 12 that either equaled or improved their multi-year scores from the previous year (with football ranking 20th among Power 5 schools at 984)
- rebranding of the Knights' ongoing athletics fundraising and giving platform as the ChargeOn Fund
- helping raise more than \$11 million in commitments in his first year in Orlando, translating to year after year record fundraising and donor participation since Mohajir came on board
- establishing excellence funds for all UCF sports programs
- attaching his imprint to the Knights' future football schedules with creation of a series with Florida

Mohajir was a member of the prestigious College Football Playoff (CFP) Selection Committee from 2019-21, and he has served on the NCAA Division I Championships Cabinet and the NCAA Division I Football Issues Committee. He was appointed to the NCAA Division I Football Ad Hoc Recruiting Working Group which was formed to conduct a comprehensive review of Division I football recruiting legislation. In 2020 he was named one of the top five non-Power 5 athletic directors by Stadium, based on the success of head coaching hires in football and men's basketball.

While at Arkansas State for eight-plus years, Mohajir's accomplishments included:

- Producing record-breaking fundraising totals, overseeing significant facility upgrades, almost tripling the athletics budget--as Arkansas State enjoyed unprecedented overall success academically, competitively and financially
- The school's football team winning four Sun Belt championships and playing in a bowl game every year in his eight seasons. Overall, the Red Wolves won 25 conference titles in all sports during Mohajir's tenure.
- More than \$90 million in facility enhancements, including a new premium football seating area, new tennis courts, a new outdoor track and a state-of-the-art operations center for all student-athletes that houses locker rooms, a weight room, training area, lounge plus offices for coaches
- Consistent school-record grade-point averages, culminating with a Sun Belt-leading 3.211 GPA in 2019-20
- A series of standout football coaching hires, including Bryan Harsin (he left to become head coach at

Boise State and later at Auburn), current Utah State coach Blake Anderson, as well as Butch Jones who became Arkansas State head coach in December 2020

Arkansas State placed among the top 12 programs in the nation in five consecutive Excellence in Management Cup standings—in regard to maximizing fiscal resources while providing results in the form of championship victories.

Mohajir previously was senior associate athletic director for external relations at the University of Kansas in 2011-12 and senior associate director of athletics for external relations at Florida Atlantic University in 2004-11. He served as assistant director of athletics for external relations at the University of Missouri-Kansas City in 1997-2004 and was a defensive quality control analyst, assistant offensive line and game-day special teams coach with Kansas football in 1993-97.

Mohajir earned a bachelor's degree in sports management with a minor in business marketing from Arkansas State in 1993 and a master's degree in sports management/psychology from Kansas in 1997. He was a starting safety on Arkansas State's football team from 1990-92—including the Red Wolves' first season competing at the Division I/Football Bowl Subdivision level in 1992.

The Overland Park, Kansas, product is married to the former Julie Hammond, and they are parents of three children—Maria, Molly and Marco.

Terry Mohajir Through the Years

1993-97	University of Kansas	Defensive Quality Control Analyst/ Assistant Offensive Line Coach/ Game Day Special Teams Coach
1997-2004	University of Missouri-Kansas City	Assistant Director of Athletics/ External Relations
2004-11	Florida Atlantic University	Senior Associate Athletics Director/ External Relations
2011-12	University of Kansas	Senior Associate Director of Athletics/ Chief Marketing Officer
2012-21	Arkansas State University	Vice Chancellor for Intercollegiate Athletics
2021-current	UCF	Vice President/Director of Athletics



THE BIG 12

The Big 12 enters its 28th year as one of the nation's premier athletic conferences under the direction of Commissioner Brett Yormark. In his brief time at the helm, Yormark has elevated the conference to new heights, placing an emphasis on marketing, brand building and storytelling that has resonated across the college athletics landscape.

The Big 12 is comprised of 14 institutions after welcoming BYU, UCF, Cincinnati and Houston on July 1, 2023. TCU and West Virginia were the first new additions since inception when they joined the league on July 1, 2012. Baylor, Iowa State, Kansas, Kansas State, Oklahoma, Oklahoma State, Texas and Texas Tech are legacy members.

In the first year of his tenure, Yormark executed a media rights deal with ESPN and Fox that will run through 2030-31 while leading a revamp of the Big 12 Football and Basketball Championships that resulted in revenue and digital engagement highs. He has taken an innovative approach to ensure the conference resides in places it has never been before including creating the first Big 12 Business Advisory Board. Other highlights are executing a partnership with the National Football League to operate a conference-wide Pro Day, teaming up with New York City Parks Department for a summer activation at historic Rucker Park, and bringing celebrity talent such as Fat Joe, Ashanti, Shaq and DJ Khaled into the Big 12 marketing fold. "Big 12 Homecoming" debuted during the 2023 football season at the four new members' campuses with additional conference members featured in future seasons.

The 2022-23 academic year saw the conference reach new frontiers with TCU becoming the first league school to reach the College Football Playoff National Championship game. Texas captured the NCAA women's volleyball title as well as the women's outdoor track & field

national championship. Oklahoma earned its second straight NCAA women's gymnastics trophy and was crowned Women's College World Series champions for the third consecutive season. NCAA Championship runner-up finishes were notched by Oklahoma State men's cross country, Texas women's swimming & diving and UT women's indoor track & field. NCAA individual titles were collected by 23 student-athletes. The Big 12 tied its own record as the only league to place 70 percent of men's basketball teams in the NCAA Championship and 80 percent of football squads in bowl games in the same academic



year, also accomplishing the feat in 2017-18. The Big 12 office is located in Irving, Texas.

Key Highlights

- The Big 12 is home of 81 NCAA team titles and 742 individual national championships (as of July 1, 2023).
- Big 12 institutions create a league that encompasses eight states, three time zones and a combined population of over 79.3 million.
- The league sponsors 23 sports. Men's squads include baseball, basketball, cross country, football, golf, indoor track & field, outdoor track & field, swimming & diving, tennis and wrestling. Women's teams are fielded in basketball, cross country, equestrian, golf, gymnastics, indoor track & field, outdoor track & field, rowing, soccer, softball, swimming & diving, tennis and volleyball.
- The conference currently conducts postseason championships for 22 of its 23

sports.

- Entering the 2023-24 academic year, the Big 12 has over 800 Academic All-America recipients.
- National academic accolades have always been strong in the Big 12. Charlie Kolar (Iowa State) was the recipient of the 2021 William V. Campbell Trophy, known as the Academic Heisman. He is the Big 12's fifth honoree since 2000. Since 1996, the Big 12 has 14 recipients of the NCAA Today's Top 10 award. This prestigious honor recognizes former student-athletes for their success on the fields and courts, in the classroom and in the community. In the last 13 seasons, 27 student-athletes were recipients of the NCAA Elite 90 award.
- Big 12 Commissioner Brett Yormark announced the formation of a Business Advisory Board to collaborate and help co-author the Conference's business strategy. The Board is comprised of some of the most successful leaders from a variety of fields – entertainment, finance, consumer brands, technology, media and more – that bring a wealth of knowledge and expertise in building global brands and dynamic businesses.


Big 12 Conference Commissioners	
Steve Hatchell	1996-98
Dave Martin (interim)	1998
Kevin Wiberg	1998-07
Dan Beebe	2007-11
Chuck Neinas (interim)	2011-12
Bob Bowlsby	2012-22
Brett Yormark	2022-present

UCF PHOTO ROSTER




KAITLIN PETERSON

G • 5-9 • Sr.
Eufaula, Ala.



LUCIE CASTAGNE

G • 5-6 • Gr.
Paris, France




NEVAEH BROWN

G • 5-9 • Gr.
Charlotte, N.C.



ACHOL AKOT

F • 6-1 • So.
Ottawa, Ontario




EMELY RODRIGUEZ

G/F • 6-0 • Fr.
La Romana, Dominican Republic



SUMMER YANCY

G/F • 5-11 • Fr.
Kansas City, Mo.



TAYLOR GIBSON

F • 6-2 • Sr.
Upper Marlboro, Md.



HANNAH GUSTERS

C • 6-5 • Gr.
Dallas, Texas




ADEANG RING

F • 6-5 • Fr.
Sydney, Australia



AREK ANGUI

C • 6-8 • Fr.
Juba, South Sudan



ALLY STEDMAN

G • 5-9 • Sr.
Phoenix, Ariz.



MAHOGANY CHANDLER-ROBERTS

F • 6-2 • Fr.
Portland, Ore.



KHYALA NGODU

C • 6-3 • So.
Fort Lauderdale, Fla.