

MASTODON



BASKETBALL

@MastodonMBB

#FeelTheRumble

SCHEDULE/RESULTS OCTOBER

30 (WED) NOTRE DAME (EXH.) L, 91-54

NOVEMBER (1-0)

4 (MON) BLUFFTON ^ W, 99-47
8 (FRI) at UCF 7 PM
12 (TUE) BETHUNE-COOKMAN 7 PM
16 (SAT) SOUTHERN INDIANA 7 PM
20 (WED) at Penn State 7 PM
25 (MON) vs. Drexel # 12:30 PM
26 (TUE) Radford or Chicago State # TBD
30 (SAT) at Texas A&M Commerce 2 PM

DECEMBER (0-0)

5 (THU) at Detroit Mercy * 7 PM
8 (SUN) ROBERT MORRIS * 2 PM
11 (WED) IU INDIANAPOLIS * 7 PM
15 (SUN) at Eastern Michigan 2 PM
20 (FRI) DEFIANCE ^ 7 PM
22 (SUN) at Michigan 1 PM
29 (SUN) at Green Bay * 5 PM ET

JANUARY (0-0)

1 (WED) at Northern Kentucky * NOON
4 (JAN) YOUNGSTOWN STATE * 7 PM
8 (WED) MILWAUKEE * 7 PM
11 (SAT) DETROIT MERCY * 7 PM
15 (WED) at Wright State * 7 PM
22 (WED) at Oakland * 7 PM
25 (SAT) at IU Indianapolis * 2 PM
30 (THU) CLEVELAND STATE * 7 PM

FEBRUARY (0-0)

2 (SUN) at Milwaukee * 3 PM ET
5 (WED) WRIGHT STATE 7 PM
8 (SAT) GREEN BAY * 7 PM
12 (WED) at Youngstown State * 6:30 PM
15 (SAT) at Robert Morris * 2 PM
21 (WED) OAKLAND * ^ 7 PM
27 (FRI) NORTHERN KENTUCKY* 7 PM

MARCH (0-0)

1 (SAT) at Cleveland State 3 PM
4 (TUE) Horizon League Championship TBD
6 (THU) Horizon League Championship TBD
10 (MON) Horizon League Championship TBD
11 (SAT) Horizon League Championship TBD
All Times Eastern * Horizon League
in Daytona Beach, Fla. ^ at Gates Sports Center

All home games on ESPN+

PURDUE FORT WAYNE REFERENCES

As a part of university changes beginning July 1, 2018, we respectfully ask to refer to any athletic-related subjects as "Purdue Fort Wayne" or the "Purdue Fort Wayne Mastodons." **PLEASE DO NOT IN ANY CONTEXT refer to any team as "IPFW" or "Indiana University - Purdue University Fort Wayne" as it no longer exists.** Please do not use "Lady 'Dons" when referring to women's teams.

Although we are officially the Mastodons, using 'Dons on second reference is also acceptable.



PURDUE FORT WAYNE

MASTODONS

1-0

UCF

KNIGHTS

1-0

GAME NO. 2 ADDITION FINANCIAL ARENA NOVEMBER 8, 2024

Video: ESPN+

Radio: www.1380TheFan.com online stream only

'DONS & ENDS

// New this year, Purdue Fort Wayne faculty and staff are admitted FREE to all home games. Simply show your Purdue Fort Wayne ID at the box office. As a reminder, students are FREE to all home games as well.

// Notes on the Bluffton contest:

- Six 'Dons finished in double-digits
- Eric Mulder earned his fourth career double-double
- Chandler Cuthrell recorded 12 points on 5-of-9 shooting with seven rebounds in his first game as a Mastodon.
- Trey Lewis had eight points and four assists in his first Mastodon contest.

// Notes on the Notre Dame exhibition:

- Deangelo Elisee had 10 points in eight minutes off the bench.
- Corey Hadnot II took the Mastodons' most shot attempts in the game (9), playing a team-high 24 bench minutes.
- Jalen Jackson led the 'Dons with 13 points while adding four rebounds.
- Maximus Nelson, Quinton Morton-Robertson, Jalen Jackson, Eric Mulder and Rasheed Bello started.
- Minutes from newcomers Chander Cuthrell (20) and Trey Lewis (13).

// Three Mastodon men's basketball home games could potentially being flexed to an ESPN2 or ESPNU broadcast. Jan 30 vs. Cleveland State, Feb. 21 vs. Oakland and Feb. 27 vs. Northern Kentucky. The Mastodons' road game at Cleveland State on March 1 is also a possibility for a broadcast.

#	NAME	YR.	A QUICK NOTE...
0	Rasheed Bello	Sr.	Owns 1,344 career points between Division II UW-Parkside and Purdue Fort Wayne.
1	Jalen Jackson	Jr.	Enters the season with 795 career points.
2	Trey Lewis	R-So.	Played in 10 games for Loyola Chicago last season.
3	Quinton Morton-Robertson	Gr.	Made 105 3-pointers last season, second in the league behind Oakland's Jack Gohlke.
4	Chris Morgan	R-So.	Recorded a field goal, rebound, assist and a steal vs. Bluffton (Nov. 4).
5	Johnathan DeJurnett	Gr.	Needs to play in one more game to reach 100 games played as a Mastodon.
6	De'Vion Lavergne	So.	Averaged 13.6 points, 2.9 rebounds and 3.0 assists at Lee Community College last season.
7	Chandler Cuthrell	Sr.	Played in 31-of-32 games last season at UTSA, averaging 4.9 points and 4.4 rebounds.
10	Corey Hadnot II	So.	Earned Five Horizon League Freshman of the Week honors last season.
11	Maximus Nelson	Jr.	Shot 77-of-195 (.376) from three last season, up from .342 as a freshman at Valparaiso.
13	Deangelo Elisee	R-Sr.	Scored 10 points in eight minutes off the bench in an exhibition vs. Notre Dame (Oct. 30).
22	Mason Shrout	Fr.	High school's first player to score over 2,000 points.
23	Jordan Lomax	Fr.	Averaged 13.5 points per game over three seasons at Brownsburg.
24	Keaton Dukes	Jr.	Drained a pair of 3-pointers vs. Bluffton (Nov. 4).
32	Eric Mulder	Jr.	.697 field goal percentage in 2023-24 ranked 3rd in program history

Probable starters in **bold**

2024-25 STARTING LINEUPS

Game					
NOTRE DAME (EXH.)	Morton-Robertson	Bello	Nelson	Jackson	Mulder
BLUFFTON	Morton-Robertson	Bello	Nelson	Jackson	Mulder
UCF					
BY GROUP					
1-0	Morton-Robertson	Bello	Nelson	Jackson	Mulder

MORE 'DONS AND ENDS:

// The Mastodons are ranked No. 21 in the CollegeInsider.com Mid-Major Top 25 Preseason Poll.

// The Mastodons were picked as co-favorites in the 2024-25 Horizon League Preseason Poll. Rasheed Bello and Jalen Jackson were picked as Preseason All-League First Team selections. Quinton Morton-Robertson was named to the second team. The 'Dons were the only team with three all-preseason picks.

// The Mastodons have had 22 players play professionally in the last 14 years. Most recently Bobby Planutis was drafted by the Texas Legends in the 2024 G-League Draft. Planutis played with the 'Dons from 2020-23.

// The CIT Championship game against Norfolk State last season (March 27, 2024) was the latest in a calendar year Purdue Fort Wayne had ever played a game. The previous latest game was a loss to Texas A&M-Corpus Christi on March 26, 2017 in the CIT.

// The 'Dons were one of only three teams in the Horizon League to play in the postseason last season. Oakland (NCAA Tournament) and Cleveland State (CBI) were the others.

// Only three times last season did the 'Dons commit more turnovers than their opponent. The games came against Oakland twice and Tarleton State.

// The 'Dons had single-digit turnovers in 16 games last season. Six times they had six or fewer in a game.

// The 'Dons held a lead in every game last season, except for two: at Pitt (Dec. 20) and vs. Wright State (Jan. 6).

// Quinton Morton-Robertson made 105 3-pointers last season, second most in a season in school history. His total ranked 21st in the nation.

1. 125 - Max Landis (2015-16)

2. 105 - Quinton Morton-Robertson (2023-24)

// Rasheed Bello had 67 steals last season, ranking him fifth in the program's Division I era for single-season steals. Bello's 67 ranked 35th in the nation.

// Per Kenpom, Eric Mulder was 13th in 2-point field goal percentage (69.5 percent) in the nation last season.

// The 'Dons finished the regular season last season with wins over each of the top five teams in the Horizon League Tournament and a 7-3 record against the five teams (Oakland, Youngstown State, Green Bay, Wright State and Northern Kentucky).

// The 'Dons recorded double-digit steals in 17 games last season.

// The 'Dons made double-digit 3-pointers in 12 games last season.

// Thanks to the 5-0 start to the 2023-24 season, the 'Dons have had a winning streak of at-least four games in every season since 2009-10 except for one (2017-18). That is 14-of-15 seasons.

// The 'Dons have won 20 straight home non-league games, a streak that started on Nov. 16, 2019 vs. Stetson.

// The 'Dons partnered with Team IMPACT to add Bolton Richardson to the squad in 2023-24. Added to the team at a signing ceremony in

PURDUE FORT WAYNE MEDIA SERVICES

Derrick Sloboda, Assistant AD (MBB Contact)

Office: 260-481-0729 / Cell: 708-567-7874

Email: derrick.sloboda@pfw.edu

www.GoMastodons.com

July 2023, Bolton will be at games, practices and other team activities. He is back for his season season with the 'Dons in 2024-25.

IN HORIZON LEAGUE PLAY ONLY LAST SEASON, INDIVIDUALLY...:

// ... Quinton Morton-Robertson was 3rd in the league in 3-pointers per game (3.2) and 1st in 3-point field goal percentage (40.3 percent).

// ... Jalen Jackson (2.0) was 3rd in steals per game, with Rasheed Bello (1.9) right behind in 4th.

// ... Eric Mulder was T-4th in blocked shots per game (1.1).

JALEN JACKSON...:

// ... made 133 free throws last season, 8th in a single-season all-time in program history.

// ... raised his field goal percentage to 49.7 percent last season as a sophomore from 42.4 percent as a freshman at UIC.

// ... was named the MVP of the CIT's Jim Phelan Classic in a win at Bowling Green.

QUINTON MORTON-ROBERTSON...:

// ... owns 863 career points, 675 in a Purdue Fort Wayne uniform.

// ... made five 3-pointers in a game six times last season.

// ... was named the 2023 Arizona Tip-off MVP.

// ... was selected as the Horizon League Player of the Week (Nov. 20, 2023).

// MAXIMUS NELSON...:

// ... 178-of-195 field goal attempts last season were 3-point attempts.

// ... shot 37.7 percent from three last season, up from 34.2 percent at Valparaiso the year before.

// RASHEED BELLO...:

// ... put together a line of 13 points, 8 assists, 7 steals, 3 rebounds and 2 blocks vs. Northern Kentucky (Dec. 29, 2023). His steal total tied the program Division I era record for steals in a game. Some of the best individual steal performances in program history have come against Northern Kentucky. During the NCAA Division II era, Randy Spicer had eight steals against Northern Kentucky on Jan. 9, 1999.

// ... was selected as the Horizon League Player of the Week (Nov. 13, 2023) after helping the 'Dons to a 3-0 start to the season last year including a win over DePaul.

// ... was named to the 2023 Arizona Tip-off All-Tournament Team.

// ERIC MULDER...:

// ... enters the season with 157 career offensive rebounds, 10th in school history. Just seven more will give him 161,

good for 8th.

// ... averaged 7.4 rebounds last season, up from 2.2 as a freshman season.

// ... made game-winning shots in the final minute of 2024 CIT wins at Bowling Green and at Tarleton State.

// COREY HADNOT II...:

// ... earned five Horizon League Freshman of the Week honors last season.

2024-25 SPECIALTY STATS

	In The Paint	Fast Break	Off Turnovers	Bench	2nd Chance
NOTRE DAME (EXH.)	26	8	12	25	3
BLUFFTON	58	26	33	43	10

at UCF

BETHUNE-COOKMAN

SOUTHERN INDIANA

at Penn State

vs. Drexel

vs. TBD

at Texas A&M Commerce

at Detroit Mercy

ROBERT MORRIS

IU INDIANAPOLIS

at Eastern Michigan

DEFIANCE

at Michigan

at Green Bay

at Northern Kentucky

YOUNGSTOWN STATE

MILWAUKEE

DETROIT MERCY

at Wright State

at Oakland

at IU Indianapolis

CLEVELAND STATE

at Milwaukee

WRIGHT STATE

GREEN BAY

at Youngstown State

at Robert Morris

OAKLAND

NORTHERN KENTUCKY

at Cleveland State

SHOE BLOCK

Rasheed Bello blocked a shot with his shoe on Dec. 6, 2023 at Southern Indiana. Not joking. His shoe came off when playing defense in the second half and as he carried around his shoe he defended a shot attempt and blocked the shot... with his shoe. Yes it is legal as long as he doesn't throw the shoe. The viral clip made ESPN's SportsCenter, F51, CNN and local news in New York, Chicago, Houston and other major cities. (photo courtesy MaCabe Brown).



RECORD WHEN...

2024-25 UnderCoffman

Overall	1-0	180-142
Home	1-0	110-41
Road	0-0	61-88
Neutral	0-0	9-12
In overtime	0-0	12-6
Wins Tip	1-0	120-81
Scores First	1-0	113-62
Leads at half	1-0	153-34
Trails at half	0-0	22-102
Tied at half	0-0	5-4
Shoots 50% or better	1-0	93-20
Shoots less than 50%	0-0	87-121
Shoots better than opponent	1-0	145-38
Shoots equal to opponent	0-0	1-1
Shoots worse than opponent	0-0	35-114
Has more FTs made than opp.	1-0	123-63
Has equal FTs made	0-0	6-2
Has fewer FTs made than opp.	0-0	51-78
Outrebounds opp.	1-0	109-39
Is outrebounded	0-0	63-96
Has equal rebounds	0-0	8-6
Has more TOs than opp.	0-0	52-82
Has equal TO as opp.	0-0	12-8
Has fewer TO's than opp.	1-0	116-52
Scores more bench points	1-0	102-48
Equal bench pts.	0-0	7-9
Scores fewer bench points	0-0	71-86
Makes 5+ 3-Pt. shots	0-0	167-134
No player fouls out	1-0	148-102
1+ player fouls out	0-0	30-39
Plays in November	1-0	46-25
Plays in December	0-0	42-26
Plays in January	0-0	41-40
Plays in February	0-0	42-34
Plays in March	0-0	9-16
Plays during the day	0-0	52-34
Plays at night	1-0	128-108
Plays on Sunday	0-0	20-16
Plays on Monday	1-0	12-8
Plays on Tuesday	0-0	15-9
Plays on Wednesday	0-0	27-18
Plays on Thursday	0-0	35-21
Plays on Friday	0-0	14-23
Plays on Saturday	0-0	57-47
Out-Scores Opponent	1-0	180-0
Is Out-Scored	0-0	0-142
Margin is 5 points or less	0-0	45-39
Margin is between 6-10	0-0	40-45
Margin is between 11-20	0-0	49-40
Margin is more than 20	1-0	45-18
Scores 59 or less	0-0	2-32
Scores 60-69	0-0	15-46
Scores 70-79	0-0	51-38
Scores 80-89	0-0	58-20
Scores 90-99	1-0	32-4
Scores 100+	0-0	22-1
Opponent scores 59 or less	1-0	39-2
Opponent scores 60-69	0-0	67-23
Opponent scores 70-79	0-0	40-47
Opponent scores 80-89	0-0	25-44
Opponent scores 90-99	0-0	7-22
Opponent scores 100+	0-0	2-4

RANKS IN PROGRAM HISTORY

POINTS

1.	2,164	Jarred Godfrey (152 games)	2018-23
2.	2,065	John Konchar (133 games)	2014-19
3.	1,841	Frank Gaines (123 games)	2008-13
4.	1,765	Sean Gibson (112 games)	1989-93
5.	1,522	Mo Evans (118 games)	2013-17
6.	1,477	Bruce Roland (77 games)	1986-89
7.	1,450	Nick Wise (85 games)	1999-02
8.	1,400	Ben Botts (122 games)	2007-11
	1,349	Kason Harrell (115 games)	2015-19
10.	1,278	Bryson Scott (66 games)	2015-18

MADE FIELD GOALS

1.	759	John Konchar (133 games)	2014-19
2.	743	Jarred Godfrey (152 games)	2018-23
3.	608	Bruce Roland (77 games)	1986-89
4.	601	Frank Gaines (123 games)	2008-13
5.	588	Sean Gibson (112 games)	1989-93
6.	520	Mo Evans (118 games)	2013-17
7.	503	Nick Wise (85 games)	1999-02
8.	491	Kason Harrell (115 games)	2015-19
9.	468	Ben Botts (122 games)	2007-11
10.	457	David Simon (83 games)	2002-05

MADE 3-POINT FIELD GOALS

1.	266	Mo Evans (118 games)	2013-17
2.	261	Jarred Godfrey (153 games)	2018-23
3.	246	Nick Wise (85 games)	1999-02
4.	237	Ben Botts (122 games)	2007-11
5.	234	Kason Harrell (115 games)	2015-19
6.	210	DeWitt Scott (87 games)	2005-08
7.	198	Deonte Billups (120 games)	2019-23
8.	193	John Konchar (133 games)	2014-19
9.	184	Bobby Planutis (88 games)	2020-23
10.	171	Zach Plackemeier (122 games)	2007-11

MADE FREE THROWS

1.	557	Sean Gibson (112 games)	1989-93
2.	500	Frank Gaines (123 games)	2008-13
3.	417	Jarred Godfrey (152 games)	2018-23
4.	354	John Konchar (133 games)	2014-19
5.	320	David Simon (83 games)	2002-05
6.	290	Bryson Scott (66 games)	2015-18
7.	262	Gary Rinard (51 games)	1980-82
8.	245	Bruce Roland (77 games)	1986-89
	245	Joe Reed (132 games)	2012-16
10.	243	Richard Ivy (106 games)	1984-88

ASSISTS

1.	913	Lawrence Jordan	1985-86, 87-90
2.	554	John Konchar	2014-19
3.	478	Jarred Godfrey	2018-23
4.	466	Mo Evans	2013-17
5.	433	Randy Spicer	1996-00
6.	401	DeAngelo Woodall	1999-03
7.	362	Zach Plackemeier	2007-11
8.	306	Andre Walton	1991-93
9.	295	Russ Marcinek	1992-95
10.	283	Brad Noll	1999-03

STEALS

1.	324	Lawrence Jordan	1985-86, 87-90
2.	272	John Konchar	2014-19
3.	217	Jarred Godfrey	2018-23
4.	213	DeAngelo Woodall	1999-03
5.	210	Bruce Roland	1986-89
6.	148	Randy Spicer	1996-00
7.	146	Mo Evans	2013-17
8.	137	Sean Gibson	1989-93
	131	Isaiah McCray	2011-15
10.	130	Frank Gaines	2008-13

REBOUNDS

1.	1,150	John Konchar (309o-841d)	2014-19
2.	965	Sean Gibson (275o-690d)	1989-93
3.	650	Jarred Godfrey (65o-581d)	2018-23
4.	623	David Simon (200o-423d)	2002-05
5.	606	Jim Morlan	1983-87
6.	602	Joe Reed (235o-367d)	2012-16
7.	561	Frank Gaines (140o-421d)	2008-13
8.	540	Ra Kpedi (241o-293d)	2020-23
9.	502	Richard Ivy (51o-451d)	1984-88
10.	491	Bruce Roland (160o-331d)	1986-89

SINGLE-GAME STATISTICAL LEADERS

2024-25 Career
(Record in such games in)

TEAM LEADER IN POINTS

Rasheed Bello	1 (1-0)	12 (5-7)
Q. Morton-Robertson	0 (0-0)	9 (6-3)
Jalen Jackson	0 (0-0)	12 (10-2)
Eric Mulder	0 (0-0)	1 (1-0)

TEAM LEADER IN REBOUNDS

Eric Mulder	1 (1-0)	24 (15-9)
Johnathan DeJurnett	0 (0-0)	2 (1-1)
Q. Morton-Robertson	0 (0-0)	4 (3-1)
Jalen Jackson	0 (0-0)	5 (3-2)
Maximus Nelson	0 (0-0)	1 (1-0)
Rasheed Bello	0 (0-0)	1 (1-0)

TEAM LEADER IN ASSISTS

Rasheed Bello	1 (1-0)	24 (16-8)
Q. Morton-Robertson	0 (0-0)	7 (6-1)
Jalen Jackson	0 (0-0)	10 (6-4)
Corey Hadnot II	0 (0-0)	1 (1-0)

TEAM LEADER IN STEALS

Trey Lewis	1 (1-0)	1 (1-0)
Q. Morton-Robertson	0 (0-0)	16 (9-7)
Eric Mulder	0 (0-0)	8 (5-3)
Rasheed Bello	0 (0-0)	11 (7-4)
Jalen Jackson	0 (0-0)	11 (5-6)
Maximus Nelson	0 (0-0)	1 (0-1)
Corey Hadnot II	0 (0-0)	1 (1-0)

TEAM LEADER IN BLOCKS

Jalen Jackson	1 (1-0)	7 (5-2)
Johnathan DeJurnett	0 (0-0)	16 (12-4)
Eric Mulder	0 (0-0)	21 (16-5)
Q. Morton-Robertson	0 (0-0)	2 (2-0)
Maximus Nelson	0 (0-0)	1 (1-0)
Rasheed Bello	0 (0-0)	5 (3-2)
Corey Hadnot II	0 (0-0)	7 (5-2)

In the event of a statistical tie all players are credited with win or loss.

2024-25 DUNKS

Eric Mulder	4
Trey Lewis	1
Chandler Cuthrell	1

2024-25 UNI-WATCH
RECORD WHEN WEARING...

White (Mastodons text)	1-0
Grey (Mastodons text)	0-0
Black (Purdue Fort Wayne text)	0-0
Gold (Purdue Fort Wayne text)	0-0
White (The Fort text)	

THE LAST TIME IT HAPPENED ...

SCORING

Scored 20-24 points: Rasheed Bello (21), at Tarleton St., 3/25/24
Scored 25-29 points: Jalen Jackson (27), at Wright State, 2/27/24
Scored 30-39 points: Jarred Godfrey (31), at Green Bay, 2/23/2024
Scored 40 points: Jarred Godfrey (41), vs. UIC, 1/8/21
Exactly Two players scored 20 points: Rasheed Bello (22) Jalen Jackson (21), vs. Cleveland State, 2/7/24
Exactly Three players scored 20 points: Quinton Morton-Robertson (26), Jalen Jackson (24), Rasheed Bello (23), vs. Wright State, 1/6/24
Exactly Four in double figures: Anthony Roberts (18), Rasheed Bello (13), Quinton Morton-Robertson (12), Eric Mulder (10), at Norfolk State, 3/27/24
Exactly Five in double figures: Jalen Jackson (10), Quinton Morton-Robertson (10), Rasheed Bello (21), Eric Mulder (10), Anthony Roberts (13), at Tarleton St., 3/25/24
Exactly Six in double figures: Rasheed Bello (16), Eric Mulder (14), Corey Hadnot II (13), Maximus Nelson (12), Chandler Cuthrell (12), Jalen Jackson (10), vs. Bluffton, 11/4/24
Exactly Seven in double figures: John Konchar (16), Jarred Godfrey (16), Matt Holba (15), Kason Harrell (14), Marcus DeBerry (14), Dee Montgomery (11), Matt Weir (11), at Eastern Illinois, 11/28/18
Exactly Eight in double figures: Jalen Jackson (21), Anthony Roberts (17), Rasheed Bello (17), Maximus Nelson (15), Corey Hadnot II (12), Johnathan DeJurnett (12), Eric Mulder (10), Khoi Thurmon (10) vs. Andrews, 11/9/23
Mastodons scored 50 points/half: 55 (2nd), at Youngstown State, 1/10/24
Mastodons scored 100 points: 130, vs. Andrews, 11/9/23
Mastodons scored less than 20 points/half: 17 (1st), at Pitt, 12/20/23
Mastodons scored less than 30 points/half: 27 (1st), at Oakland, 3/7/24
Mastodons scored less than 50 points/game: 48, at Pitt, 12/20/23

FIELD GOAL SHOOTING

Mastodons shot 60 percent/half: 65.86% (2nd), vs. Detroit Mercy, 12/31/23
Mastodons shot 70 percent/half: 70.0%, (2nd), at IUPUI, 2/10/24
Mastodons shot 60 percent/game: 60.3%, at IUPUI, 2/10/24
Mastodons shot under 20 percent/half: 19.2%, at UIC, 12/7/19
Mastodons shot under 30 percent/half: 28.6%, vs. Detroit Mercy, 2/4/23
Mastodons shot under 30 percent/game: 29.6%, at Michigan, 11/7/22
Mastodons shot under 40 percent/game: 38.3%, at Oakland, 3/7/24
Mastodons shot under 40 percent/game and won: 34.9%, at So. Indiana, 12/6/23
Opponent shot over 60 percent/game: Wright State, 69.2%, 12/2/21

3-POINTERS

Made exactly 5 3-pointers: Anthony Roberts, at Green Bay, 2/23/24
Made exactly 6 3-pointers: Quinton Morton-Robertson, at RMU, 1/14/24
Made exactly 7 3-pointers: Deonte Billups, vs. IUPUI, 1/25/23
Made exactly 8 3-pointers: Quinton Morton-Robertson, vs. Manchester, 11/14/22
Made exactly 9 3-pointers: Max Landis, at Omaha, 1/16/16
Made 10 or more 3-pointers: Max Landis (11), at South Dakota, 2/4/16
Mastodons made 15 3-pointers: 17, at Oakland, 12/2/23
Mastodons did not make a 3-pointer: 0-of-9 vs. Miami (OH), 12/21/03
Mastodons did not make 5 3-pointers: 3-of-20 vs. Northern Ky., 3/7/22
Mastodons attempted 10 or fewer 3-pointers: 10, vs. Green Bay, 1/5/23
Mastodons attempted 30 3-pointers: 32, at Oakland, 3/7/24
Mastodons attempted 40 3-pointers: 45, vs. Michigan-Dearborn, 1/17/22
Mastodons shot 60 percent 3FG (min. 10 att.): 65.4% (17-of-26), at Oakland, 12/2/23
Opponents made 1 or 0 3-pointers: 1, at IUPUI, 2/10/24

FREE THROWS

Made 10 of 10 or better: Jarred Godfrey, (11-11), vs. Green Bay, 1/5/23
Made 14 of 14 or better: Frank Gaines, (14-14), vs. Omaha, 1/5/13
Made 10 FTs: Rasheed Bello (11-14), at Youngstown State, 1/10/24
Made 15 FTs: Bryson Scott (15-16), vs. NDSU, 1/20/18
Mastodons shot 85 percent (min. 10 atts): 85% (17-20), at DePaul, 11/7/23
Mastodons shot 90 percent (min. 10 atts): 90.9% (10-11), at Bowling Green, 3/20/24
Mastodons shot 100 percent (min. 10 atts): (16-16) vs. Wright State, 12/2/21
Mastodons made 30 FTs: (32-37), vs. Olivet, 12/28/17
Mastodons shot under 50 percent: 33.3% (1-3), at Oakland, 2/24/22
Mastodons made less than five FTs: 3 (3-6), at Pitt, 12/20/23
Mastodons attempted 40 free throws: (26-41), vs. SEMO, 12/9/23
Mastodons attempted 50 free throws: (32-57), vs. UTPA, 11/16/12
Mastodons attempted less than five FTs: 3, at Oakland, 2/24/22
Mastodons attempted less than 10 FTs: 9, at Tarleton St., 3/25/24

OTHER

Last four-point play: Quinton Morton-Robertson, at YSU, 1/10/24 (2nd)

REBOUNDING

Had 10 rebounds: Eric Mulder (11), vs. Bluffton, 11/4/24
Had 15 rebounds: Eric Mulder (15), at Tarleton St., 3/25/24
Had 20 rebounds: Matt Shepherd (21), vs. Metropolitan U-Puerto Rico, 12/23/00
Had 10 rebounds in two consecutive games: Anthony Roberts (10 vs. Texas A&M-Commerce, 11/12/23 & 10 vs. N. Arizona, 11/17/23)
Had 10 rebounds in three consecutive games: John Konchar (10 vs. IUPUI, 12/18/18, 10 vs. Siena Heights, 12/20/18, 13 at North Dakota, 12/29/18)
Had 10 rebounds in four consecutive games: John Konchar (11 at Eastern Illinois, 11/28/18; 12 vs. UMKC, 12/1/18; 11 vs. Akron, 12/5/18; 14 at Miami (OH), 12/8/18)
Had 10 rebounds in five consecutive games: John Konchar (13 at South Dakota, 1/14/16; 12 at Omaha, 1/16/16; 19 vs. North Dakota State, 1/21/16; 12 vs. IUPUI, 1/23/16; 14 at Oral Roberts, 1/28/16)

DOUBLE-DOUBLES

Last Player: Eric Mulder (14p, 11r), vs. Bluffton, 11/4/24
Had double-double in two consecutive games: Anthony Roberts (17p, 10r) vs. Texas A&M-Commerce, 11/12/23 & (13p, 10r) vs. N. Arizona, 11/17/23
Had double-double in three consecutive games: John Konchar (30p, 10r) vs. IUPUI; 12/18/18, (30p, 10r) vs. Siena Heights; 12/20/18, (18p, 13p) at North Dakota, 12/29/18
Had double-double in four consecutive games: John Konchar (16p, 11r) at Eastern Illinois, 11/28/18, (17p, 12r) vs. UMKC, 12/01/18, (13p, 11r) vs. Akron, 12/5/18; (28p, 14r), at Miami (OH), 12/8/18)
Had double-double in five consecutive games: John Konchar (22p, 13r) at South Dakota State, 1/14/16; (27p, 12r), at Omaha, 1/16/16; (10p, 19r) vs. North Dakota State, 1/21/16; (14p, 12r) vs. IUPUI, 1/23/16; (16p, 14r) at Oral Roberts, 1/28/16

TRIPLE-DOUBLES

Last Player: John Konchar (18p, 10r, 10a) vs. South Dakota, 3/10/19

ASSISTS

Had exactly 8 assists: Rasheed Bello (8), at Norfolk State, 3/27/24
Had exactly 9 assists: Rasheed Bello (9), vs. South Dakota, 11/18/23
Had exactly 10 assists: John Konchar (10), vs. South Dakota, 3/10/19
Had 15 assists: Russ Marcinek (19), vs. IUPUI, 12/20/93
Had 10 assists in exactly two consecutive games: Mo Evans (11), at Austin Peay, 11/30/16 and (10), vs. Miami (OH), 12/3/16
Had 10 assists in three consecutive games: Mo Evans (10) vs. South Dakota, 2/8/17, (12), vs. Omaha, 2/11/17 and (11), vs. North Dakota State, 2/15/17
Mastodons had 20 assists: 20, vs. Robert Morris, 3/2/24
Mastodons had 25 assists: 30, vs. Andrews, 11/9/23
Mastodons had 30 assists: 30, vs. Andrews, 11/9/23
Mastodons had fewer than 10 assists: 9, at Northern Ky., 1/25/24
Mastodons had 5 or fewer assists: 3, at Valparaiso, 12/18/10

BLOCKS

Blocked 5 shots: John Konchar (5), vs. Western Illinois, 2/14/18
Blocked 6 shots: Brent Calhoun (6), at Omaha, 1/7/17
Blocked 7 shots: Deilvez Yearby (7), vs. SIUE, 2/23/10
Blocked 8 shots: Deilvez Yearby (9), vs. UMKC, 1/16/10
Blocked 9 shots: Deilvez Yearby (9), vs. UMKC, 1/16/10
Mastodons blocked 10 shots: 11, vs. SIUE, 2/23/10
Mastodons blocked 0 shots: at Detroit Mercy, 2/17/24

STEALS

Had exactly 5 steals: Rasheed Bello (5), vs. Wright State, 1/6/24
Had exactly 6 steals: Quinton Morton-Robertson (6), vs. Andrews, 11/9/23
Had exactly 7 steals: Rasheed Bello (7), vs. NKU, 12/29/23
Had exactly 8 steals: Randy Spicer (8), vs. Northern Kentucky, 1/9/99
Mastodons had 15 steals: 16, vs. Detroit Mercy, 12/31/23
Mastodons had 20 steals: 23, vs. Andrews, 11/9/23

TURNOVERS

Mastodons committed 5 or less: 4, at Green Bay, 2/23/24
Mastodons committed between 6-9: 9, at Norfolk State, 3/24/24
Mastodons committed 20-24: 20, at Northern Ky., 3/27/24
Mastodons committed 25-29: 27 vs. Cleveland State, 12/19/20
Mastodons committed 30 or more: 31, vs. Southeastern Louisiana, 11/25/20

2024-25 PURDUE FORT WAYNE BASKETBALL ROSTER - NUMERICAL

#	Name	Pos.	Ht.	Wt.	Yr.	Hometown	High School / Previous School
0	Rasheed Bello	G	6-0	185	Sr.	Chicago, Ill.	DePaul Prep / UW-Parkside
1	Jalen Jackson	G	6-2	200	Jr.	Fort Wayne, Ind.	Northrop / UIC
2	Trey Lewis	G	6-6	200	R-So.	Ferndale, Mich.	Ferndale / Loyola Chicago
3	Quinton Morton-Robertson	G	5-8	155	Gr.	Radford, Va.	Radford / Radford
4	Chris Morgan	G	6-2	190	R-So.	Kaukauna, Wis.	Kaukauna
5	Johnathan DeJurnett	F	6-8	225	Gr.	Memphis, Tenn.	Lausanne Collegiate
6	De'Vion Lavergne	G	6-3	170	So.	Melville, La.	North Central / Lee
7	Chandler Cuthrell	F	6-8	220	Sr.	Baltimore, Md.	Baltimore City College / UTSA
10	Corey Hadnot II	G	6-3	175	So.	Atlanta, Ga.	Cypress Creek (Houston, Texas)
11	Maximus Nelson	F	6-8	215	Jr.	Appleton, Wis.	Appleton / Valparaiso
13	Deangelo Elisee	F	6-9	260	R-Jr.	Nassau, Bahamas	N. Florida Educational Institute / Triton
22	Mason Shrout	G	6-5	180	Fr.	Camden, Ohio	Preble Shawnee
23	Jordan Lomax	G	6-3	160	Fr.	Brownsburg, Ind.	Brownsburg
24	Keaton Dukes	G	6-3	170	Jr.	Syracuse, Ind.	Wawasee
32	Eric Mulder	F	6-8	225	Jr.	Oskaloosa, Iowa	Pella Christian

2024-25 PURDUE FORT WAYNE BASKETBALL ROSTER - ALPHABETICAL

#	Name	Pos.	Ht.	Wt.	Yr.	Hometown	High School / Previous School
0	Rasheed Bello	G	6-0	185	Jr.	Chicago, Ill.	DePaul Prep / UW-Parkside
7	Chandler Cuthrell	F	6-8	220	Sr.	Baltimore, Md.	Baltimore City College / UTSA
5	Johnathan DeJurnett	F	6-8	225	Sr.	Memphis, Tenn.	Lausanne Collegiate
24	Keaton Dukes	G	6-3	170	So.	Syracuse, Ind.	Wawasee
13	Deangelo Elisee	F	6-9	260	R-Jr.	Nassau, Bahamas	N. Florida Educational Institute / Triton
10	Corey Hadnot II	G	6-3	175	So.	Atlanta, Ga.	Cypress Creek (Houston, Texas)
1	Jalen Jackson	G	6-2	200	So.	Fort Wayne, Ind.	Northrop / UIC
6	De'Vion Lavergne	G	6-3	170	So.	Melville, La.	North Central / Lee
2	Trey Lewis	G	6-6	200	R-So.	Ferndale, Mich.	Ferndale / Loyola Chicago
23	Jordan Lomax	G	6-3	160	Fr.	Brownsburg, Ind.	Brownsburg
4	Chris Morgan	G	6-2	190	R-Fr.	Kaukauna, Wis.	Kaukauna
3	Quinton Morton-Robertson	G	5-8	155	R-Sr.	Radford, Va.	Radford / Radford
32	Eric Mulder	F	6-8	225	So.	Oskaloosa, Iowa	Pella Christian
11	Maximus Nelson	F	6-8	215	So.	Appleton, Wis.	Appleton / Valparaiso
22	Mason Shrout	G	6-5	180	Fr.	Camden, Ohio	Preble Shawnee

Head Coach: Jon Coffman (11th season)

Assistant Coaches: Ryan Sims, Adam Blaylock, Mike Wolf

Director of Player Development: Matthew Ambrose

Director of Analytics: Josh Kelly

Athletic Trainer: Dan Rosselli

ROSTER NOTES

// Back in 2024-25 from last season: 81.3 percent of minutes, 80.5 percent of points and 72.2 percent of rebounds.

// The 2024-25 roster features student-athletes from Indiana, Illinois, Maryland, Tennessee, Bahamas, Georgia, Louisiana, Michigan, Wisconsin, Virginia, Iowa and Ohio.

YEARS OF ELIGIBILITY REMAINING AFTER 2024-25

None: Quinton Morton-Robertson, Johnathan DeJurnett, Rasheed Bello

One: Keaton Dukes, Eric Mulder, Deangelo Elisee, Jalen Jackson, Maximus Nelson, Chadler Cuthrell

Two: Corey Hadnot II, Chris Morgan, Trey Lewis, De'Vion Lavergne

Three: Mason Shrout, Jordan Lomax

SAY MY NAME, SAY MY NAME

#5 Johnathan **Day** - JURN - Nae

#7 Chandler **COO** - Trull

#13 Deangelo **Eh** - LEE - say

CITY & HIGH SCHOOL PRONUNCIATIONS

Kaukauna = Kaw - KON - Uh

2024-25 MASTODONS



0 RASHEED BELLO
6-0 | G | Sr.
Chicago, Ill.



1 JALEN JACKSON
6-2 | G | Jr.
Fort Wayne, Ind.




2 TREY LEWIS
6-6 | G | R-So.
Ferndale, Mich.




3 QUINTON MORTON-ROBERTSON
5-8 | G | Gr.
Radford, Va.



4 CHRIS MORGAN
6-2 | G | R-So.
Kaukauna, Wis.



5 JOHNATHAN DEJURNETT
6-8 | F | Gr.
Memphis, Tenn.



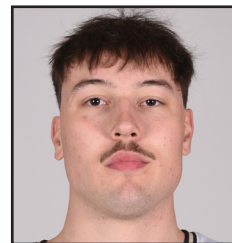
6 DE'VION LAVERGNE
6-3 | G | So.
Melville, La.



7 CHANDLER CUTHRELL
6-8 | F | Sr.
Baltimore, Md.



10 COREY HADNOT II
6-3 | G | So.
Atlanta, Ga.




11 MAXIMUS NELSON
6-8 | F | Jr.
Appleton, Wis.



13 DEANGELO ELISEE
6-9 | F | R-Sr.
Nassau, Bahamas




22 MASON SHROUT
6-5 | G | Fr.
Camden, Ohio



23 JORDAN LOMAX
6-3 | G | Fr.
Brownsburg, Ind.



24 KEATON DUKES
6-3 | G | Jr.
Syracuse, Ind.



32 ERIC MULDER
6-8 | F | Jr.
Oskaloosa, Iowa




JON COFFMAN
Head Coach
11th season




RYAN SIMS
Assistant Coach
15th season



ADAM BLAYLOCK
Assistant Coach
7th season



MIKE WOLF
Assistant Coach
6th season



MATTHEW AMBROSE
Director of
Player Development
1st season



DAN ROSSELLI
Assistant Athletic Director
for Sports Medicine
4th season

TEAM RANKINGS - NATIONAL AND HORIZON LEAGUE

Statistic	National Rank	Conference Rank	Value	National Leader	Value	Conference Leader	Value
Assist/Turnover Ratio (348 ranked)	106	4	1.55	Vanderbilt	18.00	IU Indy	4.00
Assists Per Game (347 ranked)	105	4	17.0	Sacramento St.	35.0	Milwaukee	28.0
Bench Points per game (347 ranked)	44	2	43.00	South Carolina St.	86.00	Milwaukee	56.00
Blocks Per Game (327 ranked)	38	1	7.0	Ole Miss UConn	13.0 13.0	Purdue Fort Wayne	7.0
Effective FG pct (348 ranked)	31	1	0.667	South Carolina St.	0.824	Purdue Fort Wayne	0.667
Fastbreak Points (335 ranked)	28	2	26.00	Milwaukee	43.00	Milwaukee	43.00
Field Goal Percentage (348 ranked)	20	1	59.1	UNCW	68.8	Purdue Fort Wayne	59.1
Field Goal Percentage Defense (348 ranked)	27	1	28.8	Weber St.	18.8	Purdue Fort Wayne	28.8
Fouls Per Game (348 ranked)	48	4	13.0	Jacksonville St. UMass Lowell	4.0 4.0	IU Indy Oakland Robert Morris	12.0 12.0 12.0
Free Throw Attempts Per Game (348 ranked)	288	8	13.0	Illinois	46.0	Milwaukee	26.0
Free Throw Percentage (348 ranked)	31	1	84.6	Wisconsin A&M-Corpus Christi Houston	100.0 100.0 100.0	Purdue Fort Wayne	84.6
Free Throws Made Per Game (346 ranked)	233	8	11.0	Illinois Rhode Island Xavier	34.0 34.0 34.0	Milwaukee	19.0
Rebound Margin (348 ranked)	92	4	12.0	Abilene Christian	55.0	IU Indy	37.0
Rebounds (Defensive) Per Game (346 ranked)	28	2	36.00	Abilene Christian	51.00	IU Indy	39.00
Rebounds (Offensive) Per Game (33 ranked)				Eastern Ky.	29.00	IU Indy	25.00
Rebounds Per Game (346 ranked)	126	4	42.00	Abilene Christian	76.00	IU Indy	64.00
Scoring Defense (348 ranked)	21	2	47.0	Weber St.	35.0	IU Indy	44.0
Scoring Margin (348 ranked)	19	3	52.0	Weber St.	83.0	Milwaukee IU Indy	56.0 56.0
Scoring Offense (348 ranked)	47	3	99.0	UNCW	143.0	Milwaukee	118.0
Steals Per Game (344 ranked)	19	2	14.0	Lamar University UTSA	21.0 21.0	Milwaukee	15.0
Three Point Attempts Per Game (347 ranked)	109	5	27.0	Wofford	51.0	Green Bay IU Indy	31.0 31.0
Three Point Percentage (346 ranked)	130	3	37.0	South Carolina St.	64.7	Green Bay	45.2
Three Point Percentage Defense (347 ranked)	82	4	24.1	Iowa St. Murray St.	8.3 8.3	Northern Ky.	18.2
Three Pointers Per Game (346 ranked)	94	3	10.0	South Carolina St.	22.0	Green Bay	14.0
Turnover Margin (348 ranked)	22	1	11.0	Lamar University	23.0	IU Indy Purdue Fort Wayne	11.0 11.0
Turnovers Forced Per Game (348 ranked)	15	1	22.00	Lamar University Murray St.	31.00 31.00	Purdue Fort Wayne	22.00
Turnovers Per Game (348 ranked)	109	4	11.0	Vanderbilt	1.0	IU Indy	5.0
Winninn Percentage (240 ranked)	1	1	100.0	216 teams tied	100.0	4 teams tied	100.0

INDIVIDUAL RANKINGS - NATIONAL AND HORIZON LEAGUE

Statistic	National Rank	Conference Rank	Value	National Leader	Value	Conference Leader	Value
Assist/Turnover Ratio (348 ranked)	106	4	1.55	Vanderbilt	18.00	IU Indy	4.00
Assists Per Game (347 ranked)	105	4	17.0	Sacramento St.	35.0	Milwaukee	28.0
Bench Points per game (347 ranked)	44	2	43.00	South Carolina St.	86.00	Milwaukee	56.00
Blocks Per Game (327 ranked)	38	1	7.0	Ole Miss UConn	13.0 13.0	Purdue Fort Wayne	7.0
Effective FG pct (348 ranked)	31	1	0.667	South Carolina St.	0.824	Purdue Fort Wayne	0.667
Fastbreak Points (335 ranked)	28	2	26.00	Milwaukee	43.00	Milwaukee	43.00
Field Goal Percentage (348 ranked)	20	1	59.1	UNCW	68.8	Purdue Fort Wayne	59.1
Field Goal Percentage Defense (348 ranked)	27	1	28.8	Weber St.	18.8	Purdue Fort Wayne	28.8
Fouls Per Game (348 ranked)	48	4	13.0	Jacksonville St. UMass Lowell	4.0 4.0	IU Indy Oakland Robert Morris	12.0 12.0 12.0
Free Throw Attempts Per Game (348 ranked)	288	8	13.0	Illinois	46.0	Milwaukee	26.0
Free Throw Percentage (348 ranked)	31	1	84.6	Wisconsin A&M-Corpus Christi Houston	100.0 100.0 100.0	Purdue Fort Wayne	84.6
Free Throws Made Per Game (346 ranked)	233	8	11.0	Illinois Rhode Island Xavier	34.0 34.0 34.0	Milwaukee	19.0
Rebound Margin (348 ranked)	92	4	12.0	Abilene Christian	55.0	IU Indy	37.0
Rebounds (Defensive) Per Game (346 ranked)	28	2	36.00	Abilene Christian	51.00	IU Indy	39.00
Rebounds (Offensive) Per Game (33 ranked)				Eastern Ky.	29.00	IU Indy	25.00
Rebounds Per Game (346 ranked)	126	4	42.00	Abilene Christian	76.00	IU Indy	64.00
Scoring Defense (348 ranked)	21	2	47.0	Weber St.	35.0	IU Indy	44.0
Scoring Margin (348 ranked)	19	3	52.0	Weber St.	83.0	Milwaukee IU Indy	56.0 56.0
Scoring Offense (348 ranked)	47	3	99.0	UNCW	143.0	Milwaukee	118.0
Steals Per Game (344 ranked)	19	2	14.0	Lamar University UTSA	21.0 21.0	Milwaukee	15.0
Three Point Attempts Per Game (347 ranked)	109	5	27.0	Wofford	51.0	Green Bay IU Indy	31.0 31.0
Three Point Percentage (346 ranked)	130	3	37.0	South Carolina St.	64.7	Green Bay	45.2
Three Point Percentage Defense (347 ranked)	82	4	24.1	Iowa St. Murray St.	8.3 8.3	Northern Ky.	18.2
Three Pointers Per Game (346 ranked)	94	3	10.0	South Carolina St.	22.0	Green Bay	14.0
Turnover Margin (348 ranked)	22	1	11.0	Lamar University	23.0	IU Indy Purdue Fort Wayne	11.0 11.0
Turnovers Forced Per Game (348 ranked)	15	1	22.00	Lamar University Murray St.	31.00 31.00	Purdue Fort Wayne	22.00
Turnovers Per Game (348 ranked)	109	4	11.0	Vanderbilt	1.0	IU Indy	5.0
Winning Percentage (240 ranked)	1	1	100.0	216 teams tied	100.0	4 teams tied	100.0

HEAD COACH JON COFFMAN



PURDUE FORT WAYNE HEAD COACHES

	Career Record (Years)	Pct.
Jon Coffman 180-142 (11th season)		.558
Andy Piazza	142-108 (9)	.568
Tony Jasick	52-47 (3)	.531
Gene Hany	12-12 (1)	.500
Tim Russell	67-72 (5)	.482
Dane Fife	82-97 (6)	.458
Jon Williams	32-49 (3)	.395
Gordon Stauffer	37-68 (3)	.352
Doug Noll	40-119 (6+)	.336
Joe Pechota	4-9 (0+)	.308
Ken Workman	15-61 (3)	.197
George Wehrmeister	5-21 (1)	.192

JON COFFMAN CAREER

2023-24	Purdue Fort Wayne	Head Coach
2022-23	Purdue Fort Wayne	Head Coach
2022-21	Purdue Fort Wayne	Head Coach
2021-22	Purdue Fort Wayne	Head Coach
2020-21	Purdue Fort Wayne	Head Coach
2019-20	Purdue Fort Wayne	Head Coach
2018-19	Purdue Fort Wayne	Head Coach
2017-18	Purdue Fort Wayne	Head Coach
2016-17	Purdue Fort Wayne	Head Coach
2015-16	Purdue Fort Wayne	Head Coach
2014-15	Purdue Fort Wayne	Head Coach
2013-14	Purdue Fort Wayne	Assistant Coach
2012-13	Purdue Fort Wayne	Assistant Coach
2011-12	Purdue Fort Wayne	Assistant Coach
2010-11	Colgate	Assistant Coach
2009-10	Colgate	Assistant Coach
2008-09	Stetson	Assistant Coach
2007-08	Stetson	Assistant Coach
2006-07	Stetson	Assistant Coach
2005-06	Stetson	Assistant Coach
2004-05	Stetson	Assistant Coach
2003-04	Stetson	Assistant Coach
2002-03	Stetson	Assistant Coach
2001-02	Stetson	Assistant Coach
2000-01	College of Charleston	Assistant Coach
1999-00	Emory and Henry	Assistant Coach
1998-99	Emory and Henry	Assistant Coach

As Head Coach (2014-present)

- Program leader in coaching victories
- 2021-22 Horizon League Coach of the Year
- 2015-16 Summit League Coach of the Year
- Won the 2021-22 Horizon League regular season title
- Won the 2015-16 Summit League regular season title
- National Invitational Tournament berth in 2016
- CollegeInsider.com Tournament berths in 2015, 2017, 2018 and a runner-up finish in 2024
- College Basketball Invitational berth in 2022
- From 2015 to 2019, team ranked in the top 15 in 3-pointers per game each season
- Beat Indiana in back-to-back seasons in 2016 and 2017
- Win over No. 3 Indiana in 2016 matched the highest-ranked team a Summit League school has ever defeated
- Win over No. 3 Indiana in 2016 was the first win over an AP Top 25 team in program history
- Win over Indiana in 2017 had the largest margin of victory (20) and was the largest Summit League win against a Big Ten opponent since 1994
- In five seasons from 2013 to 2019, the Mastodons ranked in the top 35 in the country in points per game
- Only Division I team in Indiana from 2013-14 to 2017-18 to play in the postseason each of the five years
- Compiled six consecutive winning seasons from 2014-2019, joining South Dakota State as the only teams in the Summit League to do so
- Multiple times set a program record for highest ranking in the CollegeInsider.com Mid-Major Poll, reaching as high as No. 6 in 2016
- Received program's first ever Associated Press and USA TODAY Top 25 votes in 2016
- Earned NCAA APR Public Recognition Awards in 2016 and 2017
- Recruited and coached John Konchar, who moved on to play with the Memphis Grizzlies
- John Konchar became the first student-athlete in NCAA Division I men's basketball history to record 2,000 points, 1,000 rebounds, 500 assists and 250 steals
- John Konchar became the first player in program history to be named All-League First Team each of his four seasons
- Since 1992-93, John Konchar is the only player in NCAA Division I with two seasons of 450 points, 200 rebounds, 150 assists and 60 steals
- John Konchar's program ranks: 2nd in points (2,065), 1st in rebounds (1,150), 2nd in assists (554), 2nd in steals (272) and 7th in blocks (78). Assists and steals totals were DI era records
- John Konchar became just the second player in program history selected to participate in the Portsmouth Invitational
- Jarred Godfrey used a fifth season to finish as the program's career leader in points (2,164) and games played (153). He finished second in field goals (743), third in free throws (417), third in rebounds (650), assists (478) and steals (217)
- Bryson Scott set the program record for single-season points (746) and career scoring average (19.4 per game)
- Bryson Scott and John Konchar were selected to play in the NABC Reese's College All Star Game
- Bryson Scott and Kason Harrell played in the 3x3U National Championships at Final Four
- Mo Evans finished his career as the program leader in 3-pointers with 266
- Mo Evans recorded 463 career assists, third in program history and second during the DI era only to Konchar
- 2017 senior class finished with most wins in program history (85)
- Max Landis named the Summit League Player of the Year and Associated Press All-American in 2016
- Max Landis made a single-season program record 125 3-pointers in 2015-16
- Max Landis set a program record with 44 points and 11 3-pointers at South Dakota on Feb. 4, 2016
- Max Landis participated in the State Farm 3-point Championship at the Final Four
- 26 Summit League Academic Honor Roll selections from 2014-2020
- Five Mastodons selected in the G-League Draft (Bryson Scott (2018), Steve Forbes (2015), Luis Jacobo (2014), Deilvez Yearby (2014) and Frank Gaines (2013))
- Six of program's top 10 all-time scorers have played during Coffman's time at Purdue Fort Wayne (John Konchar, Frank Gaines, Mo Evans, Kason Harrell, Bryson Scott and Jarred Godfrey)
- Nine Mastodons have scored 1,000 points during Coffman's time at Purdue Fort Wayne (John Konchar, Frank Gaines, Mo Evans, Kason Harrell, Bryson Scott, Joe Reed, Joe Edwards, Jarred Godfrey and Deonte Billups)

As Mastodon Assistant Coach (2011-2014)

- Earned program's first postseason berth, defeating Akron in the CIT in 2014
- 2013-14 squad finished 25-11 for program's first 20-win season in the Division I era
- 2013-14 team ended the season with the eighth-best field goal percentage in NCAA Division I
- Team ranked 16th in NCAA Division I in three-point field goal percentage in 2013-14

Bio

Coffman graduated from Washington & Lee University in 1996, earning a pair of bachelor's degrees in economics and geology. He was also a three-year starter for the Generals basketball team and captain of the 1995-96 squad. After graduation, Coffman worked in finance for two years in San Francisco, California before joining the coaching ranks in 1997. Coffman and his wife, Tracy, have a son, Thomas, and a daughter, Lucy. They reside in Fort Wayne. Tracy is the pitching coach for the Mastodon softball team and owns 20 years of coaching experience.



0

RASHEED
BELLO

Senior | 6-0 | 185
Chicago, Ill.
DePaul Prep/ UW-Parkside

GUARD

2024-25 HIGH	CATEGORY	CAREER HIGH
39, twice	Minutes	40, twice
29, vs. TAMUC, 11/12/23	Points	36, vs. Grand Valley State, 1/5/23
6, three	Rebounds	12, vs. Northern Michigan, 12/3/22
9, vs. South Dakota, 11/18/23	Assists	9, vs. South Dakota, 11/18/23
7, vs. N. Kentucky, 12/30/23	Steals	7 vs. N. Kentucky, 12/30/23
2, twice	Blocks	2, six times
10, twice	FG Made	15, vs. Grand Valley State, 1/5/23
18, vs. TAMCU, 11/12/23	FG Attempts	21, vs. Grand Valley State, 1/5/23
4, three times	3-PT Made	6, vs. Davenport, 1/7/23
10, vs. Milwaukee, 2/1/24	3-PT Attempts	10, vs. Milwaukee, 2/1/24
11, at Youngstown St., 1/10/24	FT Made	11, at Youngstown St., 1/10/24
14, at Youngstown St., 1/10/24	FT Attempts	14, at Youngstown St., 1/10/24

2024-25 GAME-BY-GAME

Opponent	Date	GS	MIN	Total		3-Pointers		Free throws		Rebounds				PF	A	TO	BLK	STL	PTS	AVG
				FG-FGA	PCT	3FG-3FGA	PCT	FT-FTA	PCT	OFF	DEF	TOT	AVG							
Bluffton	11/04/2024	*	23:45	7-12	.583	2-5	.400	0-0	.000	0	1	1	1.0	2	5	0	1	1	16	16.0
Totals		1	23:45	7-12	.583	2-5	.400	0-0	.000	0	1	1	1.0	2	5	0	1	1	16	16.0

Player Averages

Games Played	Minutes/ game	Points/ game	FG Pct	3FG Pct	FT Pct	Rebounds/ game	Assists/ game	Turnovers/ game	Assist/Turnover ratio	Steals/ game	Blocks/ game
1	23.8	16.0	58.3	40.0	0.0	1.0	5.0	0.0	5.0	1.0	1.0

'DON FACT

- Likes turtles. Owns a red-eared turtle named Koopa.

CAREER AWARDS

- 2023-24 Horizon League Third Team
- 2023-24 Horizon League All-Defensive Team
- Horizon League Player of the Week (Nov. 13, 2023)
- 2022-23 Great Lakes Intercollegiate Athletic Conference Player of the Year

- 2022-23 All-GLIAC First Team
- 2022-23 All-GLIAC Defensive Team
- GLIAC Player of the Week (Nov. 14, 2022)
- 2021-22 GLIAC Freshman of the Year

CAREER STATS

				Field Goals		3-Point		F-Throws		Rebounds				Scoring						
SEASON	TEAM	GP-GS	MIN/AVG	FG-FGA	FG%	3FG-3FGA	3FG%	FT-FTA	FT%	OFF	DEF	TOT	AVG	PF-FO	A	TO	BLK	STL	PTS	AVG
2021-22	UWP	28-20	743/26.5	89-192	.464	21-53	.396	56-80	.700	30	67	97	3.5	44-0	59	43	11	42	255	9.1
2022-23	UWP	30-30	1053/35.1	190-413	.460	52-121	.430	104-137	.759	22	132	154	5.1	48-0	136	81	15	74	536	17.9
2023-24	Pur-FW	36-36	1170/32.5	198-435	.455	49-141	.348	92-119	.773	17	86	103	2.9	68-0	153	93	10	67	537	14.9
2024-25	Pur-FW	1-1	24/23.8	7-12	.583	2-5	.400	0-0	.000	0	1	1	1.0	2-0	5	0	1	1	16	16.0
TOTAL FOR Pur-FW		37-37	1194/32.3	205-447	.459	51-146	.349	92-119	.773	17	87	104	2.8	70-0	158	93	11	68	553	14.9
TOTAL		95-87	2990/31.5	484-1052	.460	124-320	.388	252-336	.750	69	286	355	3.7	162-0	353	217	37	184	1344	14.1



JALEN
JACKSON

1

Junior | 6-2 | 200
Fort Wayne, Ind.
Northrop/UIC

GUARD

2024-25 HIGH	CATEGORY	CAREER HIGH
24, vs. Bluffton, 11/4/24	Minutes	39, twice
10, vs. Bluffton, 11/4/24	Points	27, at Wright State, 2/28/24
4, vs. Bluffton, 11/4/24	Rebounds	9, three times
3, vs. Bluffton, 11/4/24	Assists	7, at Milwaukee, 2/25/24
2, vs. Bluffton, 11/4/24	Steals	5, vs. Trinity Christian, 11/7/22
2, vs. Bluffton, 11/4/24	Blocks	2, five times
4, vs. Bluffton, 11/4/24	FG Made	11, at Wright State, 2/28/24
10, vs. Bluffton, 11/4/24	FG Attempts	22, at Wright State, 2/28/24
1, vs. Bluffton, 11/4/24	3-PT Made	3, four times
3, vs. Bluffton, 11/4/24	3-PT Attempts	7, twice
1, vs. Bluffton, 11/4/24	FT Made	10, vs. Bradley, 1/29/23
3, vs. Bluffton, 11/4/24	FT Attempts	14, vs. Wright State, 1/6/24

2024-25 GAME-BY-GAME

Opponent	Date	GS	MIN	Total		3-Pointers		Free throws		Rebounds				PF	A	TO	BLK	STL	PTS	AVG
				FG-FGA	PCT	3FG-3FGA	PCT	FT-FTA	PCT	OFF	DEF	TOT	AVG							
Bluffton	11/04/2024	*	24:34	4-10	.400	1-3	.333	1-2	.500	1	3	4	4.0	1	3	2	2	2	10	10.0
Totals		1	24:34	4-10	.400	1-3	.333	1-2	.500	1	3	4	4.0	1	3	2	2	2	10	10.0

Player Averages

Games Played	Minutes/ game	Points/ game	FG Pct	3FG Pct	FT Pct	Rebounds/ game	Assists/ game	Turnovers/ game	Assist/Turnover ratio	Steals/ game	Blocks/ game
1	24.6	10.0	40.0	33.3	50.0	4.0	3.0	2.0	1.5	2.0	2.0

'DON FACTS

- Describes himself as "really good" at bowling
- Holds a basketball camp in Fort Wayne for kids in the summer.
- Sisters Saniya and Nevaeh are sophomores on the Valparaiso women's basketball team.

CAREER AWARDS

• 2023-24 Horizon League Third Team

CAREER STATS

				Field Goals		3-Point		F-Throws		Rebounds				Scoring						
SEASON	TEAM	GP-GS	MIN/AVG	FG-FGA	FG%	3FG-3FGA	3FG%	FT-FTA	FT%	OFF	DEF	TOT	AVG	PF-FO	A	TO	BLK	STL	PTS	AVG
2022-23	UIC	30-14	748/24.9	73-172	.424	14-44	.318	59-92	.641	13	46	59	2.0	70-1	49	47	11	35	219	7.3
2023-24	Pur-FW	36-36	1089/30.2	196-394	.497	41-100	.410	133-187	.711	20	145	165	4.6	84-1	91	70	14	57	566	15.7
2024-25	Pur-FW	1-1	25/24.6	4-10	.400	1-3	.333	1-2	.500	1	3	4	4.0	1-0	3	2	2	2	10	10.0
TOTAL FOR Pur-FW		37-37	1114/30.1	200-404	.495	42-103	.408	134-189	.709	21	148	169	4.6	85-1	94	72	16	59	576	15.6
TOTAL		67-51	1862/27.8	273-576	.474	56-147	.381	193-281	.687	34	194	228	3.4	155-2	143	119	27	94	795	11.9



2

TREY
LEWIS

R-Sophomore | 6-6 | 200
Ferndale, Mich.
Ferndale / Loyola Chicago

GUARD

2024-25 HIGH	CATEGORY	CAREER HIGH
20, vs. Bluffton, 11/4/24	Minutes	20, vs. Bluffton, 11/4/24
8, vs. Bluffton, 11/4/24	Points	10, vs. Goshen, 12/9/23
1, vs. Bluffton, 11/4/24	Rebounds	4, vs. Goshen, 12/9/23
-	Assists	3, vs. Goshen, 12/9/23
4, vs. Bluffton, 11/4/24	Steals	4, vs. Bluffton, 1/23/24
1, vs. Bluffton, 11/4/24	Blocks	1, vs. Bluffton, 11/4/24
3, vs. Bluffton, 11/4/24	FG Made	4, vs. Goshen, 12/9/23
6, vs. Bluffton, 11/4/24	FG Attempts	9, vs. Goshen, 12/9/23
0, vs. Bluffton, 11/4/24	3-PT Made	2, vs. Goshen, 12/9/23
2, vs. Bluffton, 11/4/24	3-PT Attempts	6, vs. Goshen, 12/9/23
2, vs. Bluffton, 11/4/24	FT Made	2, vs. Bluffton, 11/4/24
2, vs. Bluffton, 11/4/24	FT Attempts	2, vs. Bluffton, 11/4/24

2024-25 GAME-BY-GAME

Opponent	Date	GS	MIN	Total		3-Pointers		Free throws		Rebounds										
				FG-FGA	PCT	3FG-3FGA	PCT	FT-FTA	PCT	OFF	DEF	TOT	AVG	PF	A	TO	BLK	STL	PTS	AVG
Bluffton	11/04/2024		20:01	3-6	.500	0-2	.000	2-2	1.000	0	1	1	1.0	2	0	3	1	4	8	8.0
Totals		0	20:01	3-6	.500	0-2	.000	2-2	1.000	0	1	1	1.0	2	0	3	1	4	8	8.0

Player Averages

Games Played	Minutes/ game	Points/ game	FG Pct	3FG Pct	FT Pct	Rebounds/ game	Assists/ game	Turnovers/ game	Assist/Turnover ratio	Steals/ game	Blocks/ game
1	20.0	8.0	50.0	0.0	100.0	1.0	0.0	3.0	0.0	4.0	1.0

'DON FACT

• Played a musical instrument in middle school but won't divulge which instrument.

CAREER STATS

				Field Goals		3-Point		F-Throws		Rebounds										Scoring	
SEASON	TEAM	GP-GS	MIN/AVG	FG-FGA	FG%	3FG-3FGA	3FG%	FT-FTA	FT%	OFF	DEF	TOT	AVG	PF-FO	A	TO	BLK	STL	PTS	AVG	
2023-24	Loyola	10-0	51/5.1	7-21	.333	3-14	.214	1-2	.500	2	7	9	0.9	5-0	5	4	0	1	18	1.8	
2024-25	Pur-FW	1-0	20/20.0	3-6	.500	0-2	.000	2-2	1.000	0	1	1	1.0	2-0	0	3	1	4	8	8.0	
TOTAL FOR Pur-FW		1-0	20/20.0	3-6	.500	0-2	.000	2-2	1.000	0	1	1	1.0	2-0	0	3	1	4	8	8.0	
TOTAL		11-0	71/6.5	10-27	.370	3-16	.188	3-4	.750	2	8	10	0.9	7-0	5	7	1	5	26	2.4	



3

QUINTON
MORTON-ROBERTSON

Graduate | 5-8 | 155
Radford, Va.
Radford / Radford

GUARD

2024-25 HIGH	CATEGORY	CAREER HIGH
25, vs. Bluffton, 11/4/24	Minutes	39, at Cleveland State, 1/20/24
4, vs. Bluffton, 11/4/24	Points	27, vs. N. Arizona, 11/17/23
6, vs. Bluffton, 11/4/24	Rebounds	7, at Southern Indiana, 12/6/23
3, vs. Bluffton, 11/4/24	Assists	9, vs. Andrews, 11/9/23
1, vs. Bluffton, 11/4/24	Steals	6, vs. Andrews, 11/9/23
-	Blocks	1, twice
2, vs. Bluffton, 11/4/24	FG Made	9, vs. Manchester, 11/14/22
5, vs. Bluffton, 11/4/24	FG Attempts	16, at Robert Morris, 1/12/24
0, vs. Bluffton, 11/4/24	3-PT Made	8, vs. Manchester, 11/14/22
2, vs. Bluffton, 11/4/24	3-PT Attempts	15, at Robert Morris, 1/12/24
-	FT Made	9, vs. Wright State, 1/6/24
-	FT Attempts	10, vs. Wright State, 1/6/24

2024-25 GAME-BY-GAME

Opponent	Date	GS	MIN	Total		3-Pointers		Free throws		Rebounds				PF	A	TO	BLK	STL	PTS	AVG
				FG-FGA	PCT	3FG-3FGA	PCT	FT-FTA	PCT	OFF	DEF	TOT	AVG							
Bluffton	11/04/2024	*	25:22	2-5	.400	0-2	.000	0-0	.000	0	6	6	6.0	2	3	0	0	1	4	4.0
Totals		1	25:22	2-5	.400	0-2	.000	0-0	.000	0	6	6	6.0	2	3	0	0	1	4	4.0

Player Averages

Games Played	Minutes/ game	Points/ game	FG Pct	3FG Pct	FT Pct	Rebounds/ game	Assists/ game	Turnovers/ game	Assist/Turnover ratio	Steals/ game	Blocks/ game
1	25.4	4.0	40.0	0.0	0.0	6.0	3.0	0.0	3.0	1.0	0.0

'DON FACT

- First time not attending a school named Radford after growing up in Radford, Va. and attending Radford High School and starting college at Radford.

CAREER AWARDS

- Horizon League Player of the Week (Nov. 20, 2023)

CAREER STATS

				Field Goals		3-Point		F-Throws		Rebounds											Scoring	
SEASON	TEAM	GP-GS	MIN/AVG	FG-FGA	FG%	3FG-3FGA	3FG%	FT-FTA	FT%	OFF	DEF	TOT	AVG	PF-FO	A	TO	BLK	STL			PTS	AVG
2019-20	Rad	19-0	112/5.9	10-26	.385	4-17	.235	1-6	.167	0	9	9	0.5	6-0	17	5	0	3			25	1.3
2020-21	Rad	22-11	459/20.9	49-122	.402	35-92	.380	30-44	.682	4	42	46	2.1	31-0	32	30	1	21			163	7.4
2022-23	Pur-FW	30-1	531/17.7	73-165	.442	42-110	.382	14-19	.737	3	54	57	1.9	38-1	44	37	1	27			202	6.7
2023-24	Pur-FW	36-36	1059/29.4	147-350	.420	105-260	.404	70-81	.864	12	88	100	2.8	68-1	84	40	1	48			469	13.0
2024-25	Pur-FW	1-1	25/25.4	2-5	.400	0-2	.000	0-0	.000	0	6	6	6.0	2-0	3	0	0	1			4	4.0
TOTAL FOR Pur-FW		67-38	1616/24.1	222-520	.427	147-372	.395	84-100	.840	15	148	163	2.4	108-2	131	77	2	76			675	10.1
TOTAL		108-49	2186/20.2	281-668	.421	186-481	.387	115-150	.767	19	199	218	2.0	145-2	180	112	3	100			863	8.0



4

CHRIS
MORGAN

RS Sophomore | 6-2 | 190
Kaukauna, Wis.
Kaukauna

GUARD

2024-25 HIGH	CATEGORY	CAREER HIGH
9, vs. Bluffton, 11/4/24	Minutes	12, vs. Detroit Mercy, 12/31/23
2, vs. Bluffton, 11/4/24	Points	2, vs. Detroit Mercy, 12/31/23
1, vs. Bluffton, 11/4/24	Rebounds	1, vs. Bluffton, 11/4/24
1, vs. Bluffton, 11/4/24	Assists	1, three times
1, vs. Bluffton, 11/4/24	Steals	1, vs. Bluffton, 11/4/24
-	Blocks	-
1, vs. Bluffton, 11/4/24	FG Made	1, twice
1, vs. Bluffton, 11/4/24	FG Attempts	4, vs. Detroit Mercy, 12/31/23
-	3-PT Made	-
-	3-PT Attempts	1, vs. Detroit Mercy, 12/31/23
-	FT Made	-
-	FT Attempts	-

2024-25 GAME-BY-GAME

Opponent	Date	GS	MIN	Total		3-Pointers		Free throws		Rebounds											
				FG-FGA	PCT	3FG-3FGA	PCT	FT-FTA	PCT	OFF	DEF	TOT	AVG	PF	A	TO	BLK	STL	PTS	AVG	
Bluffton	11/04/2024		09:16	1-1	1.000	0-0	.000	0-0	.000	0	1	1	1.0	0	1	2	0	1	2	2.0	
Totals		0	09:16	1-1	1.000	0-0	.000	0-0	.000	0	1	1	1.0	0	1	2	0	1	2	2.0	

Player Averages

Games Played	Minutes/ game	Points/ game	FG Pct	3FG Pct	FT Pct	Rebounds/ game	Assists/ game	Turnovers/ game	Assist/Turnover ratio	Steals/ game	Blocks/ game
1	9.3	2.0	100.0	0.0	0.0	1.0	1.0	2.0	0.5	1.0	0.0

'DON FACTS

- Brother James Morgan drafted by the NFL's New York Jets (2020, Round 4, Pick 125).
- Can play the guitar and the piano.

CAREER STATS

				Field Goals		3-Point		F-Throws		Rebounds									Scoring	
SEASON	TEAM	GP-GS	MIN/AVG	FG-FGA	FG%	3FG-3FGA	3FG%	FT-FTA	FT%	OFF	DEF	TOT	AVG	PF-FO	A	TO	BLK	STL	PTS	AVG
2023-24	Pur-FW	4-0	19/4.7	1-4	.250	0-1	.000	0-1	.000	0	0	0	0.0	5-0	2	0	0	0	2	0.5
2024-25	Pur-FW	1-0	9/9.3	1-1	1.000	0-0	.000	0-0	.000	0	1	1	1.0	0-0	1	2	0	1	2	2.0
TOTAL		5-0	28/5.6	2-5	.400	0-1	.000	0-1	.000	0	1	1	0.2	5-0	3	2	0	1	4	0.8



5

JOHNATHAN
DEJURNETT

Graduate | 6-8 | 225
Memphis, Tenn.
Lausanne Collegiate

FORWARD

2024-25 HIGH	CATEGORY	CAREER HIGH
3, vs. Bluffton, 11/4/24	Minutes	22, at Cleveland State, 3/2/21
2, vs. Bluffton, 11/4/24	Points	12, vs. Andrews, 11/9/23
-	Rebounds	9, vs. Bluffton, 11/27/22
-	Assists	3, at SEMO, 12/7/22
-	Steals	3, vs. Bluffton, 11/27/22
-	Blocks	3, twice
1, vs. Bluffton, 11/4/24	FG Made	6, vs. Andrews, 11/9/23
1, vs. Bluffton, 11/4/24	FG Attempts	7, vs. Andrews, 11/9/23
-	3-PT Made	-
-	3-PT Attempts	-
-	FT Made	3, twice
-	FT Attempts	8, vs. Milwaukee, 2/4/22

2024-25 GAME-BY-GAME

Opponent	Date	GS	MIN	Total		3-Pointers		Free throws		Rebounds				PF	A	TO	BLK	STL	PTS	AVG
				FG-FGA	PCT	3FG-3FGA	PCT	FT-FTA	PCT	OFF	DEF	TOT	AVG							
Bluffton	11/04/2024		03:45	1-1	1.000	0-0	.000	0-0	.000	0	0	0	0.0	0	0	0	0	0	2	2.0
Totals		0	03:45	1-1	1.000	0-0	.000	0-0	.000	0	0	0	0.0	0	0	0	0	0	2	2.0

Player Averages

Games Played	Minutes/ game	Points/ game	FG Pct	3FG Pct	FT Pct	Rebounds/ game	Assists/ game	Turnovers/ game	Assist/Turnover ratio	Steals/ game	Blocks/ game
1	3.8	2.0	100.0	0.0	0.0	0.0	0.0	0.0	0.0	0.0	0.0

'DON FACT

• Marc Gasol, Cameron Payne and Skal Labissiere also attended Lausanne Collegiate High School.

CAREER STATS

				Field Goals		3-Point		F-Throws		Rebounds				Scoring						
SEASON	TEAM	GP-GS	MIN/AVG	FG-FGA	FG%	3FG-3FGA	3FG%	FT-FTA	FT%	OFF	DEF	TOT	AVG	PF-FO	A	TO	BLK	STL	PTS	AVG
2020-21	Pur-FW	9-0	49/5.4	6-10	.600	0-0	.000	0-5	.000	6	4	10	1.1	4-0	0	2	4	1	12	1.3
2021-22	Pur-FW	31-0	269/8.7	34-53	.642	0-0	.000	14-25	.560	17	25	42	1.4	33-0	4	9	9	16	82	2.6
2022-23	Pur-FW	22-0	154/7.0	21-37	.568	0-0	.000	4-10	.400	7	29	36	1.6	21-0	3	9	7	6	46	2.1
2023-24	Pur-FW	36-1	329/9.1	31-47	.660	0-0	.000	5-15	.333	29	46	75	2.1	48-1	4	6	11	12	67	1.9
2024-25	Pur-FW	1-0	4/3.8	1-1	1.000	0-0	.000	0-0	.000	0	0	0	0.0	0-0	0	0	0	0	2	2.0
TOTAL		99-1	804/8.1	93-148	.628	0-0	.000	23-55	.418	59	104	163	1.6	106-1	11	26	31	35	209	2.1



7

CHANDLER
CUTHRELL

Senior | 6-8 | 220
Baltimore, Md.
Baltimore City College / UTSA

FORWARD

2024-25 HIGH	CATEGORY	CAREER HIGH
19, vs. Bluffton, 11/4/24	Minutes	31, vs. Temple, 2/18/24
12, vs. Bluffton, 11/4/24	Points	14, vs. Tulsa, 2/28/24
7, vs. Bluffton, 11/4/24	Rebounds	11, vs. SMU, 3/2/24
-	Assists	3, vs. SMU, 3/2/24
1, vs. Bluffton, 11/4/24	Steals	2, vs. Temple, 2/18/24
-	Blocks	2, vs. Little Rock, 12/13/23
5, vs. Bluffton, 11/4/24	FG Made	5, twice
9, vs. Bluffton, 11/4/24	FG Attempts	9, twice
0, vs. Bluffton, 11/4/24	3-PT Made	4, vs. Tulsa, 2/24/24
4, vs. Bluffton, 11/4/24	3-PT Attempts	6, vs. Tulsa, 2/28/24
2, vs. Bluffton, 11/4/24	FT Made	6, vs. Tulsa, 2/28/24
2, vs. Bluffton, 11/4/24	FT Attempts	8, vs. Tulsa, 2/28/24

2024-25 GAME-BY-GAME

Opponent	Date	GS	MIN	Total		3-Pointers		Free throws		Rebounds				PF	A	TO	BLK	STL	PTS	AVG
				FG-FGA	PCT	3FG-3FGA	PCT	FT-FTA	PCT	OFF	DEF	TOT	AVG							
Bluffton	11/04/2024		19:21	5-9	.556	0-4	.000	2-2	1.000	2	5	7	7.0	2	0	0	0	1	12	12.0
Totals		0	19:21	5-9	.556	0-4	.000	2-2	1.000	2	5	7	7.0	2	0	0	0	1	12	12.0

Player Averages

Games Played	Minutes/ game	Points/ game	FG Pct	3FG Pct	FT Pct	Rebounds/ game	Assists/ game	Turnovers/ game	Assist/Turnover ratio	Steals/ game	Blocks/ game
1	19.4	12.0	55.6	0.0	100.0	7.0	0.0	0.0	0.0	1.0	0.0

'DON FACT

• Can play the piano.

CAREER STATS

				Field Goals		3-Point		F-Throws		Rebounds				Scoring						
SEASON	TEAM	GP-GS	MIN/AVG	FG-FGA	FG%	3FG-3FGA	3FG%	FT-FTA	FT%	OFF	DEF	TOT	AVG	PF-FO	A	TO	BLK	STL	PTS	AVG
2023-24	UTSA	31-0	472/15.2	46-117	.393	16-48	.333	44-67	.657	45	92	137	4.4	40-0	17	24	12	12	152	4.9
2024-25	Pur-FW	1-0	19/19.4	5-9	.556	0-4	.000	2-2	1.000	2	5	7	7.0	2-0	0	0	0	1	12	12.0
TOTAL FOR Pur-FW		1-0	19/19.4	5-9	.556	0-4	.000	2-2	1.000	2	5	7	7.0	2-0	0	0	0	1	12	12.0
TOTAL		32-0	491/15.4	51-126	.405	16-52	.308	46-69	.667	47	97	144	4.5	42-0	17	24	12	13	164	5.1



COREY
HADNOT II

Sophomore | 6-3 | 175
Atlanta, Ga.
Cypress Creek

GUARD

10

2024-25 HIGH	CATEGORY	CAREER HIGH
19, vs. Bluffton, 11/4/24	Minutes	29, at DePaul, 11/9/23
13, vs. Bluffton, 11/4/24	Points	15, vs. Detroit Mercy, 12/31/23
2, vs. Bluffton, 11/4/24	Rebounds	4, four times
4, vs. Bluffton, 11/4/24	Assists	5, at Oakland, 12/2/23
1, vs. Bluffton, 11/4/24	Steals	3, vs. Detroit Mercy, 12/31/23
1, vs. Bluffton, 11/4/24	Blocks	1, seven times
4, vs. Bluffton, 11/4/24	FG Made	5, twice
6, vs. Bluffton, 11/4/24	FG Attempts	10, vs. N. Arizona, 11/17/23
1, vs. Bluffton, 11/4/24	3-PT Made	3, twice
2, vs. Bluffton, 11/4/24	3-PT Attempts	7, at Southern Indiana, 12/6/23
4, vs. Bluffton, 11/4/24	FT Made	4, three times
4, vs. Bluffton, 11/4/24	FT Attempts	5, vs. Bethune-Cookman, 12/16/23

2024-25 GAME-BY-GAME

Opponent	Date	GS	MIN	Total		3-Pointers		Free throws		Rebounds				PF	A	TO	BLK	STL	PTS	AVG
				FG-FGA	PCT	3FG-3FGA	PCT	FT-FTA	PCT	OFF	DEF	TOT	AVG							
Bluffton	11/04/2024		19:58	4-6	.667	1-2	.500	4-4	1.000	0	2	2	2.0	1	4	3	1	1	13	13.0
Totals		0	19:58	4-6	.667	1-2	.500	4-4	1.000	0	2	2	2.0	1	4	3	1	1	13	13.0

Player Averages

Games Played	Minutes/ game	Points/ game	FG Pct	3FG Pct	FT Pct	Rebounds/ game	Assists/ game	Turnovers/ game	Assist/Turnover ratio	Steals/ game	Blocks/ game
1	20.0	13.0	66.7	50.0	100.0	2.0	4.0	3.0	1.3	1.0	1.0

'DON FACT

- Considered first sport soccer, playing until he was six years old.

CAREER AWARDS

- 5x Horizon League Freshman of the Week (Nov. 13, 2023, Nov. 20, 2023, Nov. 27, 2023, Jan. 2, 2024 & Jan. 8, 2024)

CAREER STATS

				Field Goals		3-Point		F-Throws		Rebounds											Scoring	
SEASON	TEAM	GP-GS	MIN/AVG	FG-FGA	FG%	3FG-3FGA	3FG%	FT-FTA	FT%	OFF	DEF	TOT	AVG	PF-FO	A	TO	BLK	STL			PTS	AVG
2023-24	Pur-FW	36-0	642/17.8	83-203	.409	24-96	.250	33-48	.688	11	47	58	1.6	54-0	53	32	7	19			223	6.2
TOTAL		36-0	642/17.8	83-203	.409	24-96	.250	33-48	.688	11	47	58	1.6	54-0	53	32	7	19			223	6.2



11

MAXIMUS
NELSON

Junior | 6-8 | 215
Appleton, Wis.
Appleton / Valparaiso

FORWARD

2024-25 HIGH	CATEGORY	CAREER HIGH
21, vs. Bluffton, 11/4/24	Minutes	44, vs. Drake, 2/4/23
12, vs. Bluffton, 11/4/24	Points	18, vs. Drake, 2/4/23
3, vs. Bluffton, 11/4/24	Rebounds	9, twice
-	Assists	3, vs. Robert Morris, 3/2/24
-	Steals	2, twice
-	Blocks	1, five times
4, vs. Bluffton, 11/4/24	FG Made	6, twice
7, vs. Bluffton, 11/4/24	FG Attempts	9, three times
4, vs. Bluffton, 11/4/24	3-PT Made	6, vs. Drake, 2/4/23
7, vs. Bluffton, 11/4/24	3-PT Attempts	9, three times
-	FT Made	2, four times
-	FT Attempts	3, three times

2024-25 GAME-BY-GAME

Opponent	Date	GS	MIN	Total		3-Pointers		Free throws		Rebounds				PF	A	TO	BLK	STL	PTS	AVG
				FG-FGA	PCT	3FG-3FGA	PCT	FT-FTA	PCT	OFF	DEF	TOT	AVG							
Bluffton	11/04/2024	*	21:48	4-7	.571	4-7	.571	0-0	.000	0	3	3	3.0	2	0	0	0	0	12	12.0
Totals		1	21:48	4-7	.571	4-7	.571	0-0	.000	0	3	3	3.0	2	0	0	0	0	12	12.0

Player Averages

Games Played	Minutes/ game	Points/ game	FG Pct	3FG Pct	FT Pct	Rebounds/ game	Assists/ game	Turnovers/ game	Assist/Turnover ratio	Steals/ game	Blocks/ game
1	21.8	12.0	57.1	57.1	0.0	3.0	0.0	0.0	0.0	0.0	0.0

'DON FACT

• Coached by his mother in basketball up until sixth grade.

CAREER STATS

SEASON	TEAM	GP-GS	MIN/AVG	Field Goals		3-Point		F-Throws		Rebounds				Scoring						
				FG-FGA	FG%	3FG-3FGA	3FG%	FT-FTA	FT%	OFF	DEF	TOT	AVG	PF-FO	A	TO	BLK	STL	PTS	AVG
2022-23	VALPO	31-22	561/18.1	50-134	.373	38-111	.342	6-6	1.000	13	88	101	3.3	63-3	8	23	4	6	144	4.6
2023-24	Pur-FW	36-0	663/18.4	77-195	.395	67-178	.376	6-7	.857	15	67	82	2.3	97-5	18	12	6	13	227	6.3
2024-25	Pur-FW	1-1	22/21.8	4-7	.571	4-7	.571	0-0	.000	0	3	3	3.0	2-0	0	0	0	0	12	12.0
TOTAL FOR Pur-FW		37-1	685/18.5	81-202	.401	71-185	.384	6-7	.857	15	70	85	2.3	99-5	18	12	6	13	239	6.5
TOTAL		68-23	1246/18.3	131-336	.390	109-296	.368	12-13	.923	28	158	186	2.7	162-8	26	35	10	19	383	5.6



13

DEANGELO
ELISEE

RS Senior | 6-9 | 260
Nassau, Bahamas
North Florida Educational Institute
Triton College

FORWARD

2024-25 HIGH	CATEGORY	CAREER HIGH
6, vs. Bluffton, 11/4/24	Minutes	6, vs. Bluffton, 11/4/24
-	Points	2, vs. Detroit Mercy, 12/31/23
2, vs. Bluffton, 11/4/24	Rebounds	-
-	Assists	-
-	Steals	-
1, vs. Bluffton, 11/4/24	Blocks	1, vs. Bluffton, 11/4/24
-	FG Made	1, vs. Detroit Mercy, 12/31/23
-	FG Attempts	2, vs. Detroit Mercy, 12/31/23
-	3-PT Made	-
-	3-PT Attempts	-
-	FT Made	-
-	FT Attempts	-

2024-25 GAME-BY-GAME

Opponent	Date	GS	MIN	Total		3-Pointers		Free throws		Rebounds				PF	A	TO	BLK	STL	PTS	AVG
				FG-FGA	PCT	3FG-3FGA	PCT	FT-FTA	PCT	OFF	DEF	TOT	AVG							
Bluffton	11/04/2024		06:34	0-0	.000	0-0	.000	0-0	.000	0	2	2	2.0	0	0	0	1	0	0	0.0
Totals		0	06:34	0-0	.000	0-0	.000	0-0	.000	0	2	2	2.0	0	0	0	1	0	0	0.0

Player Averages

Games Played	Minutes/ game	Points/ game	FG Pct	3FG Pct	FT Pct	Rebounds/ game	Assists/ game	Turnovers/ game	Assist/Turnover ratio	Steals/ game	Blocks/ game
1	6.6	0.0	0.0	0.0	0.0	2.0	0.0	0.0	0.0	0.0	1.0

'DON FACT

• Can play the guitar, picking it up form his brothers. Both of his older brothers play the bass guitar.

CAREER STATS

				Field Goals		3-Point		F-Throws		Rebounds				Scoring						
SEASON	TEAM	GP-GS	MIN/AVG	FG-FGA	FG%	3FG-3FGA	3FG%	FT-FTA	FT%	OFF	DEF	TOT	AVG	PF-FO	A	TO	BLK	STL	PTS	AVG
2023-24	Pur-FW	3-0	7/2.3	1-2	.500	0-0	.000	0-0	.000	0	0	0	0.0	1-0	0	0	0	0	2	0.7
2024-25	Pur-FW	1-0	7/6.6	0-0	.000	0-0	.000	0-0	.000	0	2	2	2.0	0-0	0	0	1	0	0	0.0
TOTAL		4-0	13/3.4	1-2	.500	0-0	.000	0-0	.000	0	2	2	0.5	1-0	0	0	1	0	2	0.5



24

KEATON
DUKES

Junior | 6-3 | 170
Syracuse, Ind.
Wawasee

GUARD

2024-25 HIGH	CATEGORY	CAREER HIGH
2, vs. Bluffton, 11/4/24	Minutes	12, vs. Andrews, 11/9/23
6, vs. Bluffton, 11/4/24	Points	6, twice
-	Rebounds	2, twice
-	Assists	1, vs. Andrews, 11/9/23
-	Steals	1, twice
-	Blocks	-
2, vs. Bluffton, 11/4/24	FG Made	2, three times
2, vs. Bluffton, 11/4/24	FG Attempts	4, vs. Andrews, 11/9/23
2, vs. Bluffton, 11/4/24	3-PT Made	2, twice
2, vs. Bluffton, 11/4/24	3-PT Attempts	3, vs. Manchester, 11/14/22
-	FT Made	-
-	FT Attempts	2, twice

2024-25 GAME-BY-GAME

Opponent	Date	GS	MIN	Total		3-Pointers		Free throws		Rebounds				PF		A		TO	BLK	STL	PTS	AVG
				FG-FGA	PCT	3FG-3FGA	PCT	FT-FTA	PCT	OFF	DEF	TOT	AVG									
Bluffton	11/04/2024		02:12	2-2	1.000	2-2	1.000	0-0	.000	0	0	0	0.0	0	0	0	0	0	0	0	6	6.0
Totals		0	02:12	2-2	1.000	2-2	1.000	0-0	.000	0	0	0	0.0	0	0	0	0	0	0	0	6	6.0

Player Averages

Games Played	Minutes/ game	Points/ game	FG Pct	3FG Pct	FT Pct	Rebounds/ game	Assists/ game	Turnovers/ game	Assist/Turnover ratio	Steals/ game	Blocks/ game
1	2.2	6.0	100.0	100.0	0.0	0.0	0.0	0.0	0.0	0.0	0.0

'DON FACT

• Considered himself an "elite" fisherman, saying he is the best fisherman on the team.

CAREER STATS

				Field Goals		3-Point		F-Throws		Rebounds									Scoring	
SEASON	TEAM	GP-GS	MIN/AVG	FG-FGA	FG%	3FG-3FGA	3FG%	FT-FTA	FT%	OFF	DEF	TOT	AVG	PF-FO	A	TO	BLK	STL	PTS	AVG
2022-23	Pur-FW	2-0	7/3.7	2-6	.333	0-4	.000	0-2	.000	0	2	2	1.0	1-0	0	0	0	0	4	2.0
2023-24	Pur-FW	10-0	28/2.8	2-6	.333	2-6	.333	0-2	.000	0	5	5	0.5	1-0	1	0	1	2	6	0.6
2024-25	Pur-FW	1-0	2/2.2	2-2	1.000	2-2	1.000	0-0	.000	0	0	0	0.0	0-0	0	0	0	0	6	6.0
TOTAL		13-0	38/2.9	6-14	.429	4-12	.333	0-4	.000	0	7	7	0.5	2-0	1	0	1	2	16	1.2



32

ERIC
MULDER

Junior | 6-8 | 225
Oskaloosa, Iowa
Pella Christian

FORWARD

2024-25 HIGH	CATEGORY	CAREER HIGH
23, vs. Bluffton, 11/4/24	Minutes	35, at Robert Morris, 1/12/24
14, vs. Bluffton, 11/4/24	Points	19, vs. Detroit Mercy, 12/31/23
11, vs. Bluffton, 11/4/24	Rebounds	15, at Tarleton St., 3/25/24
1, vs. Bluffton, 11/4/24	Assists	5, vs. Bluffton, 11/4/24
3, vs. Bluffton, 11/4/24	Steals	3, seven times
1, vs. Bluffton, 11/4/24	Blocks	4, vs. Milwaukee, 2/1/24
6, vs. Bluffton, 11/4/24	FG Made	7, at IUPUI, 2/10/24
7, vs. Bluffton, 11/4/24	FG Attempts	10, vs. Manchester, 11/14/22
-	3-PT Made	-
-	3-PT Attempts	3, vs. Manchester, 11/14/22
2, vs. Bluffton, 11/4/24	FT Made	5, twice
3, vs. Bluffton, 11/4/24	FT Attempts	9, twice

2024-25 GAME-BY-GAME

Opponent	Date	GS	MIN	Total		3-Pointers		Free throws		Rebounds				PF				PTS	AVG
				FG-FGA	PCT	3FG-3FGA	PCT	FT-FTA	PCT	OFF	DEF	TOT	AVG	A	TO	BLK	STL		
Bluffton	11/04/2024	*	23:24	6-7	.857	0-0	.000	2-3	.667	3	8	11	11.0	1	1	1	1	3	14
Totals		1	23:24	6-7	.857	0-0	.000	2-3	.667	3	8	11	11.0	1	1	1	1	3	14

Player Averages

Games Played	Minutes/ game	Points/ game	FG Pct	3FG Pct	FT Pct	Rebounds/ game	Assists/ game	Turnovers/ game	Assist/Turnover ratio	Steals/ game	Blocks/ game
1	23.4	14.0	85.7	0.0	66.7	11.0	1.0	1.0	1.0	3.0	1.0

'DON FACT

• In high school, raised goats and sold them to fund the purchase of his first car.

CAREER STATS

				Field Goals		3-Point		F-Throws		Rebounds									Scoring	
SEASON	TEAM	GP-GS	MIN/AVG	FG-FGA	FG%	3FG-3FGA	3FG%	FT-FTA	FT%	OFF	DEF	TOT	AVG	PF-FO	A	TO	BLK	STL	PTS	AVG
2022-23	Pur-FW	32-0	270/8.4	34-52	.654	0-4	.000	20-39	.513	37	34	71	2.2	43-0	4	12	9	8	88	2.8
2023-24	Pur-FW	35-35	886/25.3	99-142	.697	0-2	.000	27-78	.346	117	142	259	7.4	91-3	14	24	34	46	225	6.4
2024-25	Pur-FW	1-1	23/23.4	6-7	.857	0-0	.000	2-3	.667	3	8	11	11.0	1-0	1	1	1	3	14	14.0
TOTAL		68-36	1179/17.3	139-201	.692	0-6	.000	49-120	.408	157	184	341	5.0	135-3	19	37	44	57	327	4.8

LEAD / DEFICIT COMPARISON

	Largest Lead	Largest Deficit	Total Leading	Total Tied	Total Trailing	Final
NOTRE DAME (EXH.)	NA	38 (2nd, :56)	NA	:42	29:18	L, 91-54
BLUFFTON	53 (2nd, :26)	NA	39:31	:29	NA	W, 99-47
at UCF						
BETHUNE-COOKMAN						
SOUTHERN INDIANA						
at Penn State						
vs. Drexel						
vs. TBD						
at Texas A&M Commerce						
at Detroit Mercy						
ROBERT MORRIS						
IU INDIANAPOLIS						
at Eastern Michigan						
DEFIANCE						
at Michigan						
at Green Bay						
at Northern Kentucky						
YOUNGSTOWN STATE						
MILWAUKEE						
DETROIT MERCY						
at Wright State						
at Oakland						
at IU Indianapolis						
CLEVELAND STATE						
at Milwaukee						
WRIGHT STATE						
GREEN BAY						
at Youngstown State						
at Robert Morris						
OAKLAND						
NORTHERN KENTUCKY						
at Cleveland State						

WHY MASTODONS?

It all started about 10,000 years ago ...

That's when mastodons roamed the southern Great Lakes region of North America. These stocky versions of modern elephants reached heights of about ten feet at the shoulder, with tusks that curved upward that were six feet or more in length. Mastodons were browsers who fed mostly on leaves and twigs from small trees and shrubs.

One such mastodon found its final resting place about two miles south of Angola, Indiana, on land that would eventually become part of Orsie Routsong's farm. In the fall of 1968, Routsong decided to expand a small pond on his property. An excavator was hired and instructed to pile the excavated material around the edge of the pond. Several days after the excavation was finished a heavy rain storm pounded the piles of dirt.

The next day, a young neighbor boy of Routsong's discovered a large bone in one of the dirt piles. Routsong knew it was something out of the ordinary, so he called Jack Sunderman, chair of the IPFW Geology Department, to identify the bone, and to ask for advice on what to do with it. Sunderman says his first question was, "How big is the bone," with Routsong's answer being "pretty big, maybe 3 or 4 feet long."

When Sunderman got to the farm, he identified the bone as a leg bone of a mastodon. He told Routsong a skeleton like this would have scientific and instructional value if a large portion of it could be located. Routsong agreed, and also agreed to have the IPFW Geology Department do the excavation. Sunderman got two more faculty members, Geoffrey Matthews and Bernd Erdtmann, and several geology students to help in the project.

After all the mastodon bones were collected, cleaned, and preserved, Routsong agreed to have the adult mastodon skeleton placed on permanent display at IPFW;

the skull of a nearby baby mastodon is now on loan to Science Central.

In the spring of 1970, The Communicator (IPFW's student newspaper) began a drive to come up with a mascot for IPFW. **Some of the suggested choices included the Boiler-Hoosiers, Warhawks, Marauders, Frontiersmen, Pioneers, Elfs, and Hobbits.** Those names and others came from student suggestions. Steve Pettyjohn, who served as the student body president in 1968-69, wrote a letter to the editor about the school mascot. In his letter, Pettyjohn extolled the virtues of choosing the mastodon as IPFW's mascot: **"It sounds different, strange - that's exactly why. It's different and yes, even strange. For God's Sakes, let's have the courage to be a little different."**

In the meantime, former Indiana Congressman Mark Souder, who served as student body president in 1969-70, recalls being lobbied by the Geology Club to choose the mastodon.

According to Nusbaumer, "Souder appointed a committee in student government to select a name although he was lobbying hard for the mastodon." After some discussion on the subject, Souder says a vote was taken by the committee and the mastodon came out the winner. Souder finished his recollection with these thoughts. "History shows that the advocacy of the geology club was correct. The fast, decisive action of the elected student government—though it did not please everyone and was not a precedent that the University desired to see—has also been upheld by history as Purdue Fort Wayne regularly scores high in any list of unique university nicknames; **even in this era when everybody strives to be different. We did it decades ago.**"

Year	Record	Coach
NCAA Division III (Independent)		
1973-74	5-21	George Wehrmeister
1974-75	12-12	Gene Hany
1975-76	15-12	Gordon Stauffer
1976-77	8-19	Gordon Stauffer
1977-78	8-16	Gordon Stauffer
1978-79	6-21	Gordon Stauffer
1979-80	3-21	Ken Workman
1980-81	9-17	Ken Workman
1981-82	2-24	Ken Workman
NCAA Division II (Independent)		
1982-83	15-13	Tim Russell
1983-84	18-10	Tim Russell
NCAA Division II (Great Lakes Valley)		
1984-85	16-11, 7-7	Tim Russell
1985-86	10-18, 3-13	Tim Russell
1986-87	9-19, 3-13	Tim Russell
1987-88	15-13, 8-8	Andy Piazza
1988-89	21-7, 10-6	Andy Piazza
1989-90	20-8, 10-8	Andy Piazza
1990-91	16-12, 8-10	Andy Piazza
1991-92	21-7, 12-6	Andy Piazza
1992-93	23-6, 15-3	Andy Piazza
1993-94	8-19, 4-14	Andy Piazza
1994-95	10-17, 8-10	Andy Piazza
1995-96	8-19, 4-16	Andy Piazza
1996-97	12-15, 7-13	John Williams
1997-98	10-16, 2-16	John Williams
1998-99	10-17, 7-15	John Williams
1999-00	11-16, 8-12	Doug Noll
2000-01	7-23, 4-16	Doug Noll
NCAA Division I (Independent)		
2001-02	7-21	Doug Noll
2002-03	9-21	Doug Noll
2003-04	3-25	Doug Noll
2004-05	7-22	Doug Noll (3-13) & Joe Pechota (4-9)
2005-06	10-18	Dane Fife
2006-07	12-17	Dane Fife
NCAA Division I (Summit League)		
2007-08	13-18, 9-9	Dane Fife
2008-09	13-17, 8-10	Dane Fife
2009-10	16-15, 9-9	Dane Fife
2010-11	18-12, 11-7	Dane Fife
2011-12	11-19, 5-13	Tony Jasick
2012-13	16-17, 7-9	Tony Jasick
2013-14	25-11, 10-4	Tony Jasick
2014-15	16-15, 9-7	Jon Coffman
2015-16	24-10, 12-4	Jon Coffman
2016-17	20-13, 8-8	Jon Coffman
2017-18	18-15, 7-7	Jon Coffman
2018-19	18-15, 9-7	Jon Coffman
2019-20	14-19, 6-10	Jon Coffman
NCAA Division I (Horizon League)		
2020-21	8-15, 6-14	Jon Coffman
2021-22	21-12, 15-6	Jon Coffman
2022-23	17-15, 9-11	Jon Coffman
2023-24	23-13, 11-9	Jon Coffman

QUICK FACTS

City / Zip	Fort Wayne, IN / 46805
Founded	1964
Enrollment	6,289
Nickname	Mastodons
Colors	Gold and Black
Affiliation	NCAA Division I
Conference	Horizon League
Chancellor	Ron Elsenbaumer
Athletic Director	Kelley Hartley Hutton

ALL-TIME OVERTIME GAMES IN THE DIVISION I ERA (2001-02 - PRESENT)

Date	Opponent	W/L	Score	
01/15/02	EASTERN KENTUCKY	L	96-100	2 OT
02/19/02	CHICAGO STATE	W	88-86	
11/19/02	vs. Florida Atlantic (in Fort Collins, Colo.)	L	86-93	2 OT
01/07/03	IUPUI	W	86-80	
12/23/04	MAINE	L	64-67	
02/23/05	at Valparaiso	L	72-74	
01/05/06	LONGWOOD	W	92-90	
11/21/06	at Western Illinois	W	97-95	5 OT
02/23/08	IUPUI	L	81-88	
03/01/08	at Southern Utah	L	89-99	
11/22/08	EASTERN ILLINOIS	W	81-77	
01/31/10	at IUPUI	W	62-60	
02/04/10	ORAL ROBERTS	L	68-71	
02/13/10	at Southern Utah	W	72-65	
11/16/10	at Xavier	L	66-76	
12/02/10	KANSAS CITY	W	76-72	
12/10/11	at Omaha	W	83-80	
11/16/12	vs. UTPA (in Ypsilanti, Mich.)	W	97-94	3 OT
01/26/13	IUPUI	W	80-79	
03/01/14	at Omaha	W	96-95	
12/22/15	at Western Michigan	W	89-86	
01/16/16	at Omaha	W	106-101	
11/22/16	INDIANA	W	71-68	
02/04/17	at Denver	L	73-76	
02/11/17	OMAHA	W	108-101	
02/25/17	at Western Illinois	W	96-92	
01/17/18	at Western Illinois	L	74-75	
12/30/18	at North Dakota State	W	90-87	
01/24/19	OMAHA	L	79-85	
11/25/20	SOUTHEASTERN LOUISIANA	W	67-63	
01/08/21	UIC	W	96-89	
02/25/21	at Green Bay (HL First Round)	W	89-84	2 OT
03/02/21	at Cleveland State (HL Quarterfinals)	L	104-108	3 OT
11/27/21	vs. Western Michigan (in Fort Myers, Fla.)	L	85-93	
02/16/22	CLEVELAND STATE	W	102-98	3 OT
12/03/22	OAKLAND	W	79-73	
01/12/24	at Robert Morris	L	88-91	
02/28/24	at Wright State	W	79-77	

Total Games: 38

Record: 24-14

Home Games: 12-5

Road Games: 11-7

Neutral Games: 1-2

League Tournament Games: 1-1

Multiple Overtimes: 4-3

NO PLACE LIKE HOME (SINCE 2006-07)

Year	At Home	At Gates	At Coliseum
2006-07	8-5	3-1	5-4
2007-08	10-3	1-0	9-3
2008-09	8-5	1-1	7-4
2009-10	10-4	1-1	9-3
2010-11	11-3	1-0	10-3
2011-12	8-5	2-2	6-3
2012-13	10-4	2-2	8-2
2013-14	13-2	12-2	1-0
2014-15	10-5	9-5	1-0
2015-16	12-1	7-1	5-0
2016-17	14-3	8-2	6-1
2017-18	13-3	4-1	9-2
2018-19	11-5	3-3	8-2
2019-20	10-5	3-2	7-3
2020-21	5-6	5-6	0-0
2021-22	14-2	2-0	12-2
2022-23	8-5	2-1	6-4
2023-24	11-5	7-0	4-5
2024-25	1-0	1-0	-
Total	187-71 (.722)	74-30 (.705)	113-41 (.734)

ON JOHN KONCHAR

John Konchar dominated these game notes from 2015-19. He is now a member of the Memphis Grizzlies. Let's look back on some of his collegiate accomplishments.

- Finished his collegiate career as the first student-athlete in NCAA Division I men's basketball history to record 2,000 points, 1,000 rebounds, 500 assists and 200 steals.

- Since 1992-93, he was the only player in NCAA Division I with two seasons of 450 points, 200 rebounds, 150 assists and 60 steals.

- Konchar graduated as the program record for points, (2,065), field goals (759) and rebounds (1,150) in addition to holding the DI era records for steals (272) and assists (554).

- He was the first player in Summit League history to record a triple-double in the Summit League Tournament, thanks to 18 points, 10 rebounds and 10 assists vs. South Dakota last season.

- 47 career double-doubles

- March 28, 2019 declared "John Konchar Day" by Fort Wayne Mayor Tom Henry

- John Konchar's sports-reference.com career offensive rating of 130.7 is the best ever recorded by the site based on stats going back to 2009-10. The site lists a basic definition of the stat as: "The number of points produced by a player per hundred total individual possessions."



Official Basketball Box Score - Final
Bluffton at Purdue Fort Wayne
11/04/24 Hilliard Gates Sports Center, Fort Wayne, Ind.
2024-25 Men's Basketball

Game Time: 7:00 PM
Game Duration: 1:42
Attendance: 887

Officials: Jeff Spedoske, Lars Murray, Sean Samsel

Bluffton - 47

Record: 0-0

NO.	Name		Min	FG	3P	FT	Rebounds			Fouls		TP	AS	TO	ST	Blocks		+/-
				M-A	M-A	M-A	OR	DR	TOT	PF	FD					BS	BA	
44	Connor Martin	F	21:57	3-4	0-0	0-0	1	4	5	3	0	6	0	0	1	1	0	-27
0	Ian Snelling	G	21:57	4-10	2-7	0-0	0	0	0	0	2	10	1	5	1	0	2	-27
3	Michael Stammen	G	18:38	0-6	0-2	0-0	0	0	0	2	1	0	2	0	0	0	0	-24
11	Kelvin Turner	G	17:56	3-5	3-5	0-0	0	1	1	0	0	9	1	1	1	0	0	-25
34	Cam Rogers	G	19:47	1-4	0-2	2-2	1	4	5	1	1	4	1	1	2	0	0	-18
2	Matt Ray		14:07	1-4	1-3	0-0	0	0	0	0	1	3	0	0	0	0	1	-20
5	Nevin Robson		16:20	1-2	0-1	1-2	1	2	3	0	4	3	0	8	0	0	0	-33
1	William Layfield		13:59	0-5	0-2	2-2	0	5	5	1	1	2	3	0	2	0	2	-9
12	Sihir Sumner		08:57	0-3	0-0	0-2	0	1	1	2	1	0	0	2	0	0	1	-7
50	JD Stokes		12:10	1-3	1-2	0-0	2	2	4	2	0	3	0	1	0	0	0	-13
23	Luke Beyke		07:47	2-7	0-4	0-0	1	1	2	0	0	4	0	0	0	0	0	-13
22	Caden Slusher		06:51	0-1	0-0	0-0	0	0	0	1	0	0	1	0	0	0	0	-11
10	Trevor Daughtry		03:17	0-1	0-0	0-0	0	0	0	0	0	0	0	1	0	0	1	-9
20	Josh Crusey		03:17	0-0	0-0	0-0	0	0	0	0	0	0	0	0	0	0	0	-9
4	Carson Clum		02:36	0-0	0-0	0-0	0	0	0	0	0	0	0	1	0	0	0	-3
14	Curshaun Walker		02:36	0-0	0-0	0-0	0	0	0	0	0	0	0	2	0	0	0	-3
15	Aiden Alialy		02:36	0-1	0-0	0-0	0	0	0	0	0	0	0	0	0	0	0	-3
24	Dvonte Smith		02:36	0-0	0-0	0-0	0	0	0	0	0	0	0	0	0	0	0	-3
33	Andre Dowdy		02:36	1-3	0-1	1-2	2	0	2	0	2	3	0	0	0	0	0	-3
Team							1	1	2			0		0				
Totals				17-59	7-29	6-10	9	21	30	12	13	47	9	22	7	1	7	-52

Technical Fouls::NONE

Purdue Fort Wayne - 99

Record: 1-0

NO.	Name		Min	FG	3P	FT	Rebounds			Fouls		TP	AS	TO	ST	Blocks		+/-
				M-A	M-A	M-A	OR	DR	TOT	PF	FD					BS	BA	
11	Maximus Nelson	F	21:48	4-7	4-7	0-0	0	3	3	2	0	12	0	0	0	0	0	27
32	Eric Mulder	F	23:24	6-7	0-0	2-3	3	8	11	1	3	14	1	1	3	1	0	36
0	Rasheed Bello	G	23:45	7-12	2-5	0-0	0	1	1	2	3	16	5	0	1	1	0	32
1	Jalen Jackson	G	24:34	4-10	1-3	1-2	1	3	4	1	1	10	3	2	2	2	1	36
3	Quinton Morton-Robertson	G	25:22	2-5	0-2	0-0	0	6	6	2	1	4	3	0	1	0	0	35
2	Trey Lewis		20:01	3-6	0-2	2-2	0	1	1	2	1	8	0	3	4	1	0	27
7	Chandler Cuthrell		19:21	5-9	0-4	2-2	2	5	7	2	1	12	0	0	1	0	0	21
10	Corey Hadnot II		19:58	4-6	1-2	4-4	0	2	2	1	2	13	4	3	1	1	0	22
4	Chris Morgan		09:16	1-1	0-0	0-0	0	1	1	0	0	2	1	2	1	0	0	10
13	Deangelo Elisee		06:34	0-0	0-0	0-0	0	2	2	0	0	0	0	0	0	1	0	4
5	Johnathan DeJurnett		03:45	1-1	0-0	0-0	0	0	0	0	0	2	0	0	0	0	0	7
24	Keaton Dukes		02:12	2-2	2-2	0-0	0	0	0	0	0	6	0	0	0	0	0	3
Team							0	4	4			0		0				
Totals				39-66	10-27	11-13	6	36	42	13	12	99	17	11	14	7	1	52

Technical Fouls::NONE

	BLF	PFW
Biggest lead	0 (1 st 20:00)	53 (2 nd 0:26)
Best Scoring Run	9 (1 st 14:07)	11 (2 nd 15:16)
Lead Changes	0	
Times Tied	0	
Time with Lead	00:00	39:31

Points from	BLF	PFW
Turnovers	9	33
Paint	16	58
Second Chance	9	10
Fast Breaks	5	26
Bench	18	43

Period by Period Scoring			
	1st	2nd	TOT
BLF	26	21	47
PFW	49	50	99

Shooting By Period		
1 st FG%	9-27	33.3%
3PT%	5-15	33.3%
FT%	3-4	75%
2 nd FG%	8-32	25.0%
3PT%	2-14	14.3%
FT%	3-6	50%
GM FG%	17-59	28.8%
3PT%	7-29	24.1%
FT%	6-10	60.0%

Dead Ball Rebounds: 1, 1

Shooting By Period		
1 st FG%	19-32	59.4%
3PT%	4-12	33.3%
FT%	7-9	77.8%
2 nd FG%	20-34	58.8%
3PT%	6-15	40.0%
FT%	4-4	100%
GM FG%	39-66	59.1%
3PT%	10-27	37.0%
FT%	11-13	84.6%

Dead Ball Rebounds: 1, 0



Official Basketball Box Score - Final
Notre Dame at Purdue Fort Wayne
10/30/24 Allen County War Memorial Coliseum, Fort Wayne, Ind.
2024-25 Men's Basketball

Game Time: 7:00 PM
Game Duration: 1:58
Attendance: 5,905

Officials: Paul Szalc, Tony Meeks, Jourdan Love

Notre Dame - 91

Record: 0-0

NO. Name		Min	FG M-A	3P M-A	FT M-A	Rebounds			Fouls		TP	AS	TO	ST	Blocks		+/-	
						OR	DR	TOT	PF	FD						BS	BA	
7	Tae Davis	F 16:16	3-4	1-1	1-2	1	3	4	2	1	8	2	1	1	0	0	26	
14	Kebba Njie	F 07:19	3-3	0-0	0-0	1	3	4	5	1	6	0	1	1	1	0	8	
3	Markus Burton	G 25:54	7-11	1-2	3-4	0	3	3	3	5	18	6	6	0	0	0	32	
11	Braeden Shrewsberry	G 23:53	7-12	4-7	0-0	1	1	2	0	1	18	0	0	1	0	1	17	
41	Matt Allocco	G 23:37	1-3	0-0	4-4	1	1	2	0	3	6	4	2	1	0	0	22	
4	Sir Mohammed	14:33	0-3	0-2	1-2	0	1	1	1	2	1	4	1	0	0	0	8	
21	Burke Chebuhar	17:58	3-5	1-2	0-0	1	4	5	2	0	7	1	0	2	0	0	16	
2	Logan Imes	10:49	0-0	0-0	2-2	0	0	0	0	1	2	1	1	0	0	0	20	
20	J.R. Konieczny	15:02	4-5	3-4	0-0	0	6	6	0	0	11	0	1	1	0	0	20	
12	Garrett Sundra	15:48	0-3	0-2	0-0	2	3	5	1	1	0	0	1	0	2	0	15	
1	Julian Roper II	09:09	1-2	1-2	0-0	0	2	2	5	0	3	0	1	0	0	0	-1	
5	Cole Certa	05:22	2-3	2-3	0-0	0	0	0	1	0	6	1	0	0	0	0	-1	
0	Brady Stevens	04:25	1-3	0-2	0-0	0	1	1	0	0	2	0	0	0	0	0	0	
10	JT Kelly	03:45	1-1	1-1	0-0	0	0	0	2	0	3	0	0	0	0	0	1	
22	Thomas Crowe	03:45	0-0	0-0	0-1	0	0	0	0	1	0	0	0	0	0	0	1	
15	Thomas Hattan	02:25	0-0	0-0	0-0	0	0	0	0	0	0	0	0	0	0	0	1	
Team						2	2	4			0			0				
Totals			33-58	14-28	11-15	9	30	39	22	16	91	19	15	7	3	1	37	

Shooting By Period			
1 st	FG%	14-31	45.2%
	3PT%	5-13	38.5%
	FT%	7-8	87.5%
2 nd	FG%	19-27	70.4%
	3PT%	9-15	60.0%
	FT%	4-7	57.1%
GM	FG%	33-58	56.9%
	3PT%	14-28	50.0%
	FT%	11-15	73.3%

Dead Ball Rebounds: 2, 2

Technical Fouls::NONE

Purdue Fort Wayne - 54

Record: 0-0

NO.	Name	Min	FG			3P			FT			Rebounds			Fouls		TP	AS	TO	ST	Blocks		+/-
			M-A	M-A	M-A	M-A	M-A	M-A	M-A	M-A	M-A	OR	DR	TOT	PF	FD					BS	BA	
11	Maximus Nelson	F 20:10	1-3	1-2	0-0	1	0	1	3	1	3	0	1	1	3	1	3	0	0	0	0	0	-20
32	Eric Mulder	F 23:24	1-4	0-2	2-2	0	3	3	3	1	4	1	1	1	3	1	4	1	1	1	0	0	-31
0	Rasheed Bello	G 27:37	1-6	0-2	0-0	0	1	1	3	1	2	1	4	3	0	1	2	1	4	3	0	1	-30
1	Jalen Jackson	G 26:53	4-8	0-0	5-10	0	4	4	1	7	13	0	3	1	1	7	13	0	3	1	1	1	-34
3	Quinton Morton-Robertson	G 27:41	2-5	1-3	2-4	0	3	3	2	5	7	0	3	3	2	5	7	3	2	1	0	0	-24
10	Corey Hadnot II	23:44	3-9	2-5	1-2	0	1	1	0	1	9	0	1	1	0	1	9	2	2	0	0	0	-19
7	Chandler Cuthrell	19:44	2-7	0-5	0-0	0	2	2	1	2	4	0	2	2	1	2	4	0	1	2	0	0	-11
13	Deangelo Elisee	07:54	4-4	0-0	2-4	1	0	1	0	3	10	0	0	1	0	3	10	0	0	2	0	0	2
2	Trey Lewis	12:58	0-4	0-2	2-2	1	0	1	3	1	2	0	0	1	3	1	2	0	0	0	0	0	-7
4	Chris Morgan	08:13	0-2	0-1	0-0	0	1	1	0	0	0	0	1	1	0	0	0	1	0	1	0	1	-7
5	Johnathan DeJurnett	01:42	0-0	0-0	0-0	1	0	1	0	0	0	0	0	1	0	0	0	0	1	0	0	0	-4
Team						2	1	3				0				0							
Totals			18-52	4-22	14-24	6	16	22	16	22	54	8	14	11	1	3	54	8	14	11	1	3	-37

Technical Fouls::NONE

Shooting By Period			
1 st	FG%	6-21	28.6%
	3PT%	2-9	22.2%
	FT%	7-12	58.3%
2 nd	FG%	12-31	38.7%
	3PT%	2-13	15.4%
	FT%	7-12	58.3%
GM	FG%	18-52	34.6%
	3PT%	4-22	18.2%
	FT%	14-24	58.3%

Dead Ball Rebounds: 6, 2

	UND	PFW
Biggest lead	38 (2 nd 7:08)	0 (1 st 20:00)
Best Scoring Run	13 (1 st 12:16)	5 (1 st 10:47)
Lead Changes	0	
Times Tied	0	
Time with Lead	39:18	00:00

	UND	PFW
Points from		
Turnovers	21	12
Paint	32	26
Second Chance	11	3
Fast Breaks	8	8
Bench	35	25

Period by Period Scoring			
	1st	2nd	TOT
UND	40	51	91
PFW	21	33	54