



TENNESSEE TECH

GOLDEN EAGLE BASKETBALL



OHIO VALLEY CONFERENCE CHAMPIONS 1956 | 1958 | 1963 | 1968 | 1985 | 2001 | 2002 | 2005

TENNESSEE TECH (3-2)

vs. UCF (3-0)

NOV. 19 >> ADDITION FINANCIAL ARENA >> ORLANDO, FL >> 6:00 PM

THE MATCHUP

TENNESSEE TECH GOLDEN EAGLES

VS

UCF KNIGHTS



TTUSPORTS.COM

QUICK COMPARISON

74.6 ppg	Points Per Game	79.7 ppg
76.8 ppg	Points Allowed Per Game	74.3 ppg
30.0 rpg	Rebounding Per Game	38.3 rpg
43.4 rpg	Rebounding Defense	34.0 rpg
.458	Field Goal Pct.	.438
.348	3-Point Pct.	.311



UCFKNIGHTS.COM

TENNESSEE TECH QUICK FACTS

Head Coach: John Pelphrey

Record at Tennessee Tech: 54-105 / 6th season

Overall Record: 203-231 / 15th season

Scoring Leader: Rodney Johnson Jr. (14.8 ppg)

Rebounds Leader: Daniel Egbuniwe (5.2 rpg)

Assists Leader: Jaylon Johnson (5.8 apg)

UCF QUICK FACTS

Head Coach: Johnny Dawkins

Record at UCF: 151-103 / 9th season

Overall Record: 307-218 / 17th season

Scoring Leader: Jordan Ivy-Curry (18.7 ppg)

Rebounds Leader: Keyshawn Hall (7.3 rpg)

Assists Leader: Darius Johnson (5.7 apg)

KEY STORYLINES

INSIDE THE SERIES

Overall: Tech leads, 2-1

In Cookeville: Tech leads, 1-0

In Orlando: Tech leads, 1-0

Neutral sites: UCF leads, 1-0

Current Streak: UCF has won one

Last Meeting: UCF won, 73-66, in San Juan, PR on 12/21/06

Pelphrey vs. UCF: 0-0

Pelphrey vs. Dawkins: 0-0

NOTEWORTHY

The last time Tech & UCF met, the Knights edged the Golden Eagles 73-66 at the San Juan Shootout in San Juan, PR.

Tech took the 1st two contests over UCF, a 70-55 victory in Cookeville on Jan. 30, 1985 & a 77-62 win in Orlando back on Dec. 10, 1985.

In his head coaching career, Coach Pelphrey's teams are 54-16 all-time when scoring at least 80 points in a game.

LAST TIME OUT

Tech fell in the Greenbrier Tip-Off River Division title game to UTRGV, by a score of 83-58.

UTRGV used a 47-24 lead on the glass & Tech's offensive inconsistency to earn the W.

Jaylon Johnson led Tech with 13 pts while Rodney Johnson Jr. tacked on 12 pts.

Daniel Egbuniwe scored 8 pts with a team-high 8 reb in just 21 min due to foul trouble. He earned All-Tournament honors.

EXPERIENCE THE ACTION

RADIO

GESN

106.1 The Eagle

Dylan Vazzano (PxP)



STREAM

ESPN+

Austin Lyon (PxP)

Mike O'Donnell (analyst)



TV

None

2024-25 >> SCHEDULE & RECORD

THE RECORD

OVERALL RECORD:

3-2

OVC	0-0
NON-CONFERENCE	3-2
HOME	2-0
AWAY	0-1
NEUTRAL	1-1

THE SCHEDULE

DATE	OPPONENT (TV)	TIME/RESULT
O22	Austin Peay ^{EXH}	L 90-80
O29	Oakland City ^{EXH}	W 100-56
N4	at Georgia	L 83-78
N7	Bryan College	W 89-74
N12	West Georgia	W 76-73
N15	vs. VMI ¹	W 72-71
N16	vs. UTRGV ¹	L 83-58
N19	at UCF (ESPN+)	6:00 PM
N27	Presbyterian (ESPN+)	1:00 PM
N29	at Vanderbilt (SECN+)	2:00 PM
D4	at North Alabama (ESPN+)	6:00 PM
D7	at West Georgia (ESPN+)	1:00 PM
D17	at Western Illinois * (ESPN+)	7:30 PM
D19	at Lindenwood * (ESPN+)	7:30 PM
D29	Milligan (ESPN+)	1:00 PM
J2	Southern Indiana * (ESPN+)	7:30 PM
J4	Morehead State * (ESPN+)	3:00 PM
J9	at Eastern Illinois * (ESPN+)	7:30 PM
J11	at SIUE * (ESPN+)	3:30 PM
J16	Southeast Missouri * (ESPN+)	7:30 PM
J18	Little Rock * (ESPN+)	3:00 PM
J23	at Tennessee State * (ESPN+)	7:30 PM
J25	at UT Martin * (ESPN+)	3:30 PM
J30	at Morehead State * (ESPN+)	6:30 PM
F1	at Southern Indiana * (ESPN+)	3:30 PM
F6	SIUE * (ESPN+)	7:30 PM
F8	Eastern Illinois * (ESPN+)	3:00 PM
F13	at Little Rock * (ESPN+)	7:00 PM
F15	at Southeast Missouri * (ESPN+)	3:45 PM
F20	UT Martin * (ESPN+)	7:30 PM
F22	Tennessee State * (ESPN+)	3:00 PM
F27	Western Illinois * (ESPN+)	7:30 PM
M1	Lindenwood * (ESPN+)	3:00 PM
M5-8	OVC Tournament ^A	TBA

All times Central

* Ohio Valley Conference game

^A OVC Tournament (Evansville, Ind.)

¹ Greenbrier Tip-Off game (White Sulphur Springs, W.Va.)

^{EXH} Exhibition game

SECN+ (SEC Network Plus)

PTBL (passtballlive.com)

TECH PROJECTED STARTERS



0 DANIEL EGBUNIWE

Jr. | F | 6-7 | 210 | Memphis, Tenn.

PPG	RPG	APG	FG%	3FG%
13.8	5.2	3.6	.596	.409



2 KYLE LAYTON

So. | G | 6-0 | 175 | McKinney, Texas

PPG	RPG	APG	SPG	3FG%
8.4	2.0	2.0	1.8	.294



3 JAYLON JOHNSON

Jr. | G | 6-0 | 170 | Houston, Texas

PPG	RPG	APG	3FG%	FT%
12.4	3.8	5.8	.333	.889



5 RODNEY JOHNSON JR.

Sr. | F | 6-5 | 220 | Bryan, Texas

PPG	RPG	APG	FG%	3FG%
14.8	5.0	1.6	.574	.500



11 GRANT STRONG

R-So. | G | 6-6 | 185 | Celina, Tenn.

PPG	RPG	APG	FG%	3FG%
2.6	2.0	0.6	.286	.222

QUICK FACTS

THE BASICS

Location: Cookeville, Tenn.
Founded: 1915
Enrollment: 10,117
Conference: Ohio Valley (OVC)
Nickname: Golden Eagles
Colors: Purple & Gold
Mascot: Awesome Eagle
University President: Dr. Phil Oldham
Director of Athletics: Mark Wilson
Athletic Department Phone: 800-825-3948
Ticket Office Phone: 931-372-3940

COURT FACTS

Hooper Eblen Center
Capacity: 7,500
Record in Hoop: 433-209 (.674), 48th season
Since 2000: 221-96 (.697)
Largest Crowd: 10,352 vs. Tennessee (3/14/85)
First Game: 72-71 win vs. Vanderbilt (11/26/77)

MEDIA INFORMATION

CREDENTIALS

Passes will be distributed on a game-by-game basis, and requests must be made at least 24 hours prior to any game through the Sports Information Office. **All press credentials will be left at the Eblen Center ticket office, located on the east side of the building.** Parking is available to media members in the lower lot on the East side of the Eblen Center.

COVERING PRACTICE & INTERVIEWS

Generally, practices will be open to the media. All player and coaching staff interviews must be arranged through Mike Lehman in the Sports Information Office. Interviews with head coach John Pelphrey, or members of his staff, can be arranged any time Monday through Friday by contacting Mike Lehman.

POSTGAME PRESS CONFERENCES

Immediately following each home contest, head coach John Pelphrey will conduct interviews with home video and radio broadcasts. Following a 10-minute cooling off period, Pelphrey and at least one player will be made available for a postgame comments in the men's basketball conference room on the fourth floor of the Eblen Center. Please speak with either Thomas Corhern or Mike Lehman by halftime for access to Coach Pelphrey following the game. For more information or to request players for interviews, please contact Mike Lehman.



Front Row, (L-R): Kyle Layton, Matthew Sells, Daniel Egbuniwe, Ola Ajiboye, David Craig, JaJuan Nicholls, Rylee Samons, Bogdan Zimonjic, Jaylon Johnson, Colin Ayers. Middle Row, (L-R): Mekhi Cameron, Josh Heard, Grant Slatten, assistant coach Alex Fain, associate head coach Blake Gray, head coach John Pelphrey, assistant coach Andrew Steele, assistant coach Stefan King, Rodney Johnson Jr., Grant Strong, Ray Glasgow. Back Row, (L-R): Manager Luke Linder, manager David Hilliard, manager Fogus Phasomkusolsil, head manager Jayden Baker, graduate manager Jonas Alger, manager Brayden Holliman, manager Brayden Summers, manager Kaleb McCoy. Not pictured: Assistant coach Milos Babic, athletic trainer Chuck Cushman, strength & conditioning coach Matt Hewett.

TENNESSEE TECH ROSTER

No.	Name	Pos.	Ht.	Wt.	Class	Hometown (Previous School)
0	Daniel Egbuniwe	F	6-7	210	Jr.	Memphis, Tenn. (Little Rock)
1	Mekhi Cameron	G	6-4	195	Sr.	Atlanta, Ga. (Northern Colorado)
2	Kyle Layton	G	6-0	175	So.	McKinney, Texas (Mountain Brook [AL] HS)
3	Jaylon Johnson	G	6-0	170	Jr.	Houston, Texas (College of Southern Idaho)
4	Ray Glasgow	G	6-3	180	Jr.	The Bronx, N.Y. (Yavapai College)
5	Rodney Johnson Jr.	F	6-5	220	Sr.	Bryan, Texas (Weatherford College)
7	JaJuan Nicholls	F	6-8	220	So.	Scranton, Pa. (Spartanburg Methodist)
8	Ola Ajiboye	F	6-8	210	Jr.	Chicago, Ill. (Central Michigan/Valparaiso)
10	Grant Slatten	G	6-5	195	R-Jr.	Sparta, Tenn. (Ole Miss)
11	Grant Strong	G	6-6	185	R-So.	Celina, Tenn. (Clay County HS)
12	Matthew Sells	G	6-3	180	Sr.	Rickman, Tenn. (Lincoln Memorial)
15	Rylee Samons	F	6-7	195	So.	Pikeville, Ky. (Pikeville HS)
30	Colin Ayers	G	6-0	170	Fr.	Hillham, Tenn. (Cookeville HS)
33	Bogdan Zimonjic	G	6-5	190	Sr.	Belgrade, Serbia (Florida Atlantic)
34	David Craig	C	7-2	235	Jr.	Johannesburg, South Africa (Mercer)
40	Josh Heard	G	6-5	180	Fr.	Cookeville, Tenn. (Cookeville HS)

COACHING STAFF

Head Coach	John Pelphrey
Record at Tennessee Tech	54-105 (6th Year)
Overall Record	203-231 (15th Year)
Associate Head Coach	Blake Gray
Assistant Coach	Alex Fain
Assistant Coach	Andrew Steele
Assistant Coach	Stefan King
Assistant Coach	Milos Babic
Athletic Trainer	Chuck Cushman
Strength & Conditioning Coach	Matt Hewett
Graduate Manager	Jonas Alger
Head Manager	Jayden Baker
Managers	David Hilliard, Brayden Holliman, Luke Linder, Kaleb McCoy, Fogus Phasomkusolsil, Brayden Summers

PRONUNCIATION GUIDE

0 Daniel Egbuniwe (egg-BOO-nuh-way)	15 Rylee Samons (SAM-uns)
1 Mekhi Cameron (meh-KY)	30 Colin Ayers (AY-ers)
4 Ray Glasgow (GLASS-go)	33 Bogdan Zimonjic (BOHG-don) (zee-MON-zich)
7 JaJuan Nicholls (juh-WAHN)	HC John Pelphrey (PELL-free)
8 Ola Ajiboye (OH-lah) (ah-jih-BOY-ay)	AC Milos Babic (MEE-lowsh) (BOB-itch)

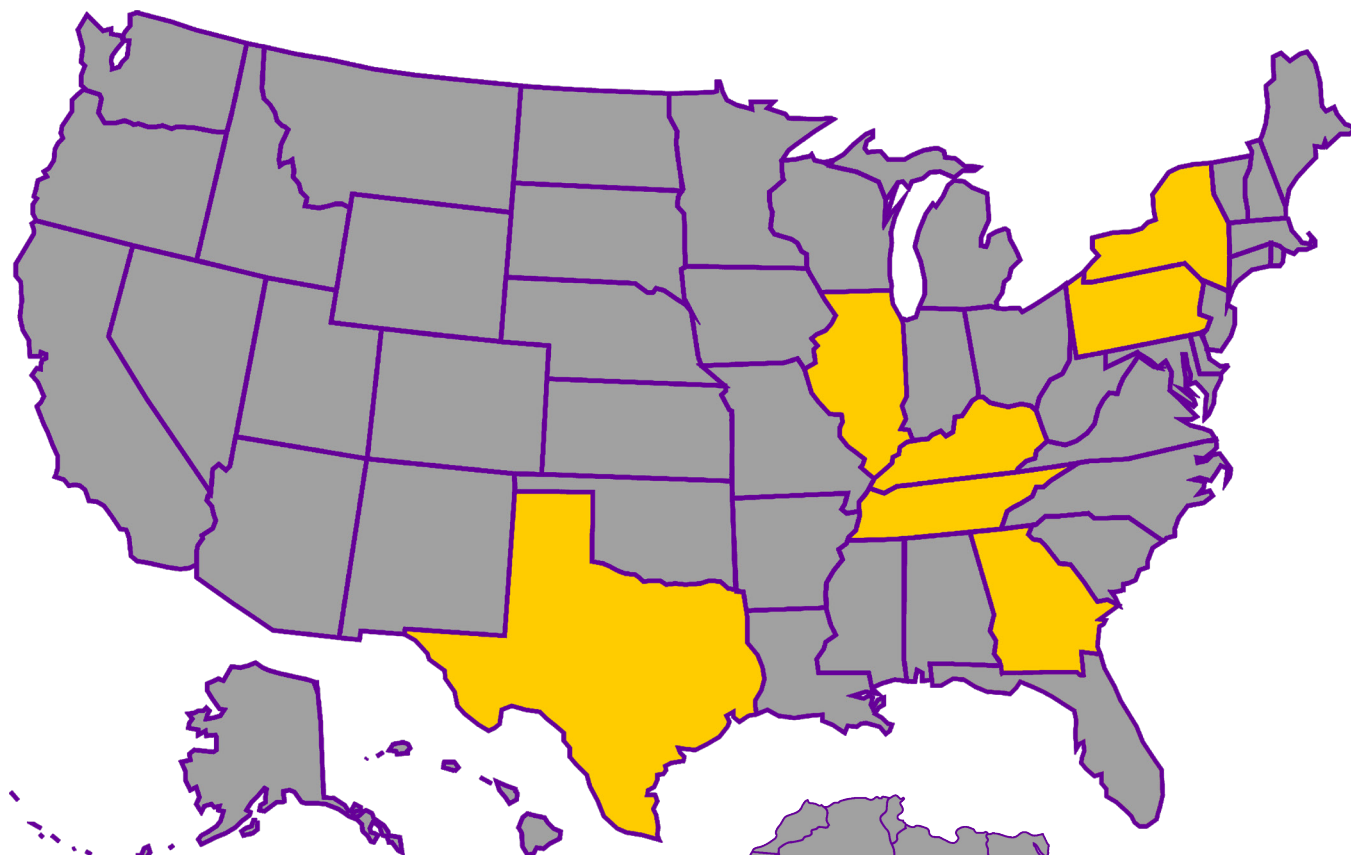
2024-25 TENNESSEE TECH BASKETBALL SPORTS INFORMATION CONTACTS

Mike Lehman Sports Information Director
 Thomas Corhern Sports Information Coordinator

Cell: 931-319-3975 / Office: 931-372-3088
 Cell: 931-703-4927 / Office: 931-372-6139

Email: mlehman@tntech.edu
 Email: tcorhern@tntech.edu

PLAYER INFORMATION



PLAYERS BY HOME

Georgia (1) Mekhi Cameron
 Illinois (1) Ola Ajiboye
 Kentucky (1) Rylee Samons
 New York (1) Ray Glasgow
 Pennsylvania (1) JaJuan Nicholls
 Serbia (1) Bogdan Zimonjic
 South Africa (1) David Craig
 Tennessee (6) Colin Ayers / Daniel Egbuniwe / Josh Heard
 Matthew Sells / Grant Slatten / Grant Strong
 Texas (3) Jaylon Johnson / Rodney Johnson Jr. / Kyle Layton



PLAYERS BY YEAR

Seniors (4) Mekhi Cameron / Rodney Johnson Jr.
 Matthew Sells / Bogdan Zimonjic
 Juniors (5) Ola Ajiboye / David Craig / Daniel Egbuniwe
 Ray Glasgow / Jaylon Johnson / Grant Slatten (RS)
 Sophomores (4) Kyle Layton / JaJuan Nicholls
 Rylee Samons / Grant Strong (RS)
 Freshmen (2) Colin Ayers / Josh Heard

PLAYERS BY POSITION

Guards (10) Colin Ayers / Mekhi Cameron / Ray Glasgow
 Josh Heard / Jaylon Johnson / Kyle Layton
 Matthew Sells / Grant Slatten / Grant Strong / Bogdan Zimonjic
 Forwards (5) Ola Ajiboye / Daniel Egbuniwe
 Rodney Johnson Jr. / JaJuan Nicholls / Rylee Samons
 Centers (1) David Craig



2024-25 OVC STANDINGS as of Nov. 17, 2024

TEAM	OVC	PCT.	STRK	OVRL	PCT.	H	A	N	STRK
SIUE	0-0	.000		4-2	.667	1-0	2-2	1-0	W3
Tennessee Tech	0-0	.000		3-2	.600	2-0	0-1	1-1	L1
Little Rock	0-0	.000		2-2	.500	1-0	1-2	0-0	W1
UT Martin	0-0	.000		2-2	.500	1-0	1-2	0-0	L2
Western Illinois	0-0	.000		2-2	.500	1-1	1-1	0-0	W1
Lindenwood	0-0	.000		2-3	.400	1-0	0-2	1-1	W1
Tennessee State	0-0	.000		2-3	.400	2-0	0-2	0-1	W1
Eastern Illinois	0-0	.000		1-3	.250	1-0	0-3	0-0	L2
Morehead State	0-0	.000		1-3	.250	1-0	0-3	0-0	L2
Southeast Missouri	0-0	.000		1-3	.250	1-1	0-2	0-0	L1
Southern Indiana	0-0	.000		1-4	.200	0-1	1-3	0-0	L1

TECH VS. THE OVC

Tech has faced 24 different opponents that are or were, at one time, a member of the OVC. In those tilts, Tech owns a 636-755 record, but remove the series with Murray State and WKU, it improves to 565-536.

OPPONENT	FIRST	RECORD	TOT
Murray State	1930	51-138	189
Morehead State	1949	68-95	163
Austin Peay	1942	77-73	150
Middle Tennessee	1926	83-60	143
Eastern Kentucky	1951	63-79	142
WKU	1933	20-81	101
Tennessee State	1980	38-40	78
ETSU	1923	38-38	76
Southeast Missouri	1992	39-22	61
UT Martin	1968	42-19	61
Eastern Illinois	1981	32-19	51
Jacksonville State	1937	22-20	42
Belmont	1956	14-17	31
SIUE	1992	13-9	22
Youngstown State	1981	10-8	18
Akron	1980	8-9	17
Evansville	1949	3-13	16
Samford	1968	8-6	14
Little Rock	2023	1-3	4
Southern Indiana	2023	3-1	4
Marshall	1950	1-3	4
Lindenwood	2022	2-1	3
Louisville	2001	0-1	1
Western Illinois	2024	0-1	1

TECH VS. VOLUNTEER STATE

Tech has played 10 or more games vs. 15 different teams from the state of Tennessee over its history, boasting a mark of 472-373.

OPPONENT	FIRST	RECORD	TOT
Austin Peay	1942	77-73	150
Middle Tennessee	1926	83-60	143
Tennessee State	1980	38-40	78
ETSU	1923	38-38	76
Chattanooga	1938	42-23	65
UT Martin	1968	42-19	61
Lipscomb	1941	43-13	56
Memphis	1931	24-30	54
Belmont	1956	14-17	31
Cumberland	1924	23-6	29
Tennessee	1939	1-27	28
Union	1932	14-12	26
Vanderbilt	1929	6-13	19
Bethel	1924	13-2	15
Sewanee	1934	14-0	14

2024-25 OVC PLAYERS OF THE WEEK**PLAYER**

N11 **Rodney Johnson Jr., Tennessee Tech**

N18
N25
D2
D9
D16
D23
D30
J6
J13
J20
J27
F3
F10
F17
F24
M3

NEWCOMER

N11 Josué Grullon, UT Martin

N18
N25
D2
D9
D16
D23
D30
J6
J13
J20
J27
F3
F10
F17
F24
M3

FRESHMAN

N11 Jadis Jones, Lindenwood

N18
N25
D2
D9
D16
D23
D30
J6
J13
J20
J27
F3
F10
F17
F24
M3

INTERNATIONAL FLAVOR

Tennessee Tech has seen a fair share of international players make the long journey to Cookeville to become a member of the Golden Eagle family over the years. The 2024-25 campaign is no different with two players suiting up in the purple and gold after leaving their homes.

YEARS	PLAYER	COUNTRY
2023-	David Craig	South Africa
2022-	Bogdan Zimonjic	Serbia
2023-24	Josiah Davis	Canada
2022-24	Jérôme Beye	D.R. of the Congo
2021-22	Mamoudou Diarra	Mali
2019-22	Dane Quest	Canada
2019-22	Amadou Sylla	Mali
2017-18	Joan Duran	Dominican Republic
2017-18	Domen Omladič	Slovenia
2016-18	Stephaun Adams	Virgin Islands
2015-16	Ryan Martin	England
2014-18	Aleksa Jugovic	Serbia
2013-16	Josiah Moore	Canada
2012-14	Ammanuel Diressa	Canada
2010-14	Dennis Ogbe	Germany
2010-12	Liam McMorrow	Canada
2005-07	Francis Kabore	Burkina Faso
1997-99	Arnaldo Febres	Puerto Rico
1997-98	Alex Franco	Canary Islands
1991-93	John Dykstra	Canada
1987-90	Milos Babic	Yugoslavia (Serbia)
1984-87	Ed deHaas	Holland
1983-86	James Henry	Virgin Islands



TECH
IN THE
NBA
& AROUND
THE GLOBE

CURRENT TECH PROS**TECH ON INTERNATIONAL ROSTERS**

Name	Country	Club
Courtney Alexander II	Finland	Kobrat
Jr. Clay	Kosovo	Bora
Charles Jackson	Japan	Kyoto
Aleksa Jugovic	Serbia	Mladost ZE
Ryan Martin	Venezuela	Heroes
Anthony Morse	Taiwan	Kaohsiung
Kevin Murphy	Lybia	Al Ahly Tripoli
Ty Perry	Cyprus	APOP

TECH ON NBA G LEAGUE ROSTERS

Name	Team	City
Jaylen Sebree	Swarm	Greensboro

TECH ON ABA ROSTERS

Name	Team	City
Darius Allen	Suns	Chula Vista

COEN "COCO" BROWN

DIED MAY 24, 2023

A statement from Coach PEL on Coen and wearing Jordan's during games:

"The reason I wear Air Jordan shoes during games is in memory of my nephew Coen Brown, who died at 19 years old due to an extremely rare and deadly type of cancer; desmoplastice small round cell tumors (DSRCT), which primarily effects young males in their teens.

Coen, affectionately known by friends, family, and teammates by "CoCo," asked me before the 2022-23 college basketball season if I would wear a pair of Jordan Cherry II's (Coen's favorite Jordan shoe) during one of our games so he could feel like he was on the court in a college game, since this disease was going to prevent him from realizing his lifelong dream. Obviously, I said yes, and I've taken it to another level by wearing Jordan's in every single game since.



I wear them not only to honor CoCo's memory, but to bring awareness to the fight we are ALL still engaged in against this deadly, mean, unforgiving opponent. The only way to Win vs. Cancer is to do it TOGETHER...like a great Team!

So, let's not get weary, discouraged, and beaten down. Instead let's be resilient and tough! This vicious competitor will NOT give in or just go away and give victory. Like any great accomplishment, we will have to earn it by being constant and consistent in our learning and research; plus, tons and tons of resilience and toughness! WE CAN DO IT! We just have to "Stay with it!"



A 2022 graduate of Sacred Heart School in Sedalia, Mo., Coen was an All-State member of the Gremlin boy's basketball team, leading SHS to a win in the sectional round of the Missouri State Basketball Tournament in 2021-22. He established a new school scoring record as a Gremlin, finishing with 2,212 points over his career.



HEAD COACH | 6TH SEASON **JOHN PELPHREY**

Named the 13th head coach in Tennessee Tech men's basketball history on Friday, Apr. 12, 2019, former University of Kentucky All-American and Hall of Famer **JOHN PELPHREY** is in his sixth season at the helm of the Golden Eagle program.

The 2023-24 season saw the Golden Eagles struggle to find consistency in the lineup, battling numerous key injuries and illnesses from before the year even started up until the final whistle of the campaign. Just three members of the Tech squad played in all 31 games on the year, all new to the program. Established veterans such as Grant Strong, Grant Slatten, and Erik Oliver combined to miss 81 games between the three, while newcomers Rodney Johnson Jr., David Early, and David Craig all missed significant time on the year as well. The purple and gold battled to 10 wins, providing valuable playing time for the younger members of squad and future of the program.

Despite returning just five student-athletes for the 2022-23 campaign, Pelphrey and his coaching staff brought in a class of 11 newcomers that helped lift the program to its highest point in more than a decade. While it took the squad some time to adapt and adjust to one another, come OVC play, the Golden Eagles got after it.

Following back-to-back losses to open league action, Tech flipped the script and rolled off five straight victories, embarking on an 11-7 conference record that saw the purple and gold secure a second-place finish in the regular season standings, the best by the program since 2004-05. Tech entered the OVC Tournament as the No. 2 seed, its highest since claiming the No. 1 position after winning the league's regular-season crown in 2004-05. It earned them an automatic berth to the semifinals as well, the team's 20th trip to the final four of the OVC's postseason event.

After besting UT Martin by 15 points to earn the program's fourth-ever appearance in the OVC Tournament title game, the Golden Eagles came within a single inch of snapping their 60-year drought of attending the Big Dance. Trailing by two points against Southeast Missouri, All-OVC First Teamer Jaylen Sebree threw a full-court pass to a leaping Diante Wood. The Anniston, Ala. native turned and buried a buzzer-beater off his back foot, appearing to win the game with what was initially ruled a 3-pointer. After an official review, it was revealed that Wood's foot was barely touching the 3-point arc, resulting in a tie game instead. The Redhawks went on to defeat the Golden Eagles, 89-82, to capture their first OVC title since 2000. Both Sebree and Wood were later named to the OVC All-Tournament Team.

Pelphrey guided the Golden Eagles back to the Ohio Valley Conference Tournament for the first time since 2017-18 during the 2021-22 season, banking in a first-round blowout over Austin Peay for the final time as league foes. Tech's 78-51 win carried the team to a quarterfinal match-up with Morehead State. The purple and gold won five of the last seven regular-season contests to clinch its spot in the postseason tournament.

Senior guard Jr. Clay earned All-OVC Second Team honors for the fourth straight year after leading the team in scoring, becoming just the second Golden Eagle ever to collect four honors of that magnitude from the conference.

The 2020-21 campaign saw its fair share of challenges, with numerous players and even Pelphrey himself, affected by COVID-19 during the early portion of the schedule. The Golden Eagles battled through the obstacles of the pandemic and numerous injuries that affected the team's depth, ending the year with back-to-back wins against long-time OVC rivals Austin Peay and Murray State. Tech closed the year ranked fifth in the league in assists per game (14.1) and in 3-point field goals made per game (7.7).

Clay was selected to the All-OVC Second Team for the third time in as many years, finishing second in the league in scoring at 17.3 points per

THE JOHN PELPHREY FILE

BORN

July 18, 1968 / Paintsville, Ky.

HIGH SCHOOL

Paintsville High School / Forward / 1984-87

COLLEGE CAREER

Kentucky / Forward / 1988-92

COLLEGE DEGREE

Kentucky / 1992

COACHING CAREER

Assistant Coach / Oklahoma State / 1993-94

Assistant Coach / Marshall / 1994-96

Assistant Coach / Florida / 1996-2002

Head Coach / South Alabama / 2002-07

Head Coach / Arkansas / 2007-11

Associate Head Coach / Florida / 2011-15

Associate Head Coach / Alabama / 2016-19

Head Coach / Tennessee Tech / 2019-Present

COACHING HONORS

2006 Sun Belt Conference Coach of the Year / Sun Belt Conference

2008 Arkansas program record for wins by first-year head coach (23)

2008 Arkansas first first-year head coach to earn postseason bid

PLAYER NOTES

Paintsville High School: 1987 Mr. Basketball in the state of Kentucky; finished prep career with 2,477 points and 1,316 rebounds

Kentucky: 1989 Kentucky Student-Athlete of the Year / 1990 UK Best Playmaker and Mr. Deflection Team Awards / 1991 All-American Honorable Mention; All-SEC First Team (Coaches); All-SEC Second Team (AP); Team MVP; Team Captain / 1992 Team Captain; Jersey number (34) retired at Kentucky / 2005 Inducted into Kentucky Hall of Fame / started 90 of 114 career games; career scoring average of 11.0 points

FAMILY

Wife - Tracy

Son - Jaxson

Daughter - Grace

PELPHREY CAREER COACHING RECORD

YEAR	OVERALL	PCT.	CONFERENCE	PCT.	FINISH	POSTSEASON
2002-03	14-14	.500	7-8	.467	T-3rd West	SBC Tournament Quarterfinals
2003-04	12-16	.429	6-9	.400	T-4th West	SBC Tournament Quarterfinals
2004-05	10-18	.357	6-9	.400	T-4th West	SBC Tournament First Round
2005-06	24-7	.774	12-3	.800	1st West	NCAA Tournament First Round
2006-07	20-12	.625	13-5	.722	1st East	NIT First Round
5 Years	80-67	.544	44-34	.564	AT SOUTH ALABAMA (Sun Belt Conference)	
2007-08	23-12	.657	9-7	.563	2nd West	NCAA Tournament Second Round
2008-09	14-16	.467	2-14	.125	6th West	SEC Tournament First Round
2009-10	14-18	.438	7-9	.438	T-3rd West	SEC Tournament First Round
2010-11	18-13	.581	7-9	.438	T-3rd West	SEC Tournament First Round
4 Years	69-59	.539	25-39	.391	AT ARKANSAS (Southeastern Conference)	
2019-20	9-22	.290	6-12	.333	9th	None
2020-21	5-22	.185	5-15	.250	11th	None
2021-22	11-21	.344	7-10	.412	7th	OVC Tournament Quarterfinals
2022-23	16-17	.485	11-7	.611	2nd	OVC Tournament Runner-Up
2023-24	10-21	.323	5-13	.278	T-8th	None
2024-25	3-2	.600	0-0	.000		
6 Years	54-105	.340	34-57	.374	AT TENNESSEE TECH (Ohio Valley Conference)	
15 Years	203-231	.468	103-130	.442	TOTAL	

game. He also concluded the year earning his first career OVC Player of the Week honor.

In his first year with the program, Pelphrey saw a lot of growth from the young squad, earning six of the team's nine victories over the final 14 games. Tech finished just a game out from earning a berth into the OVC Tournament, completing the year ranked in the top-four in the league in assists per game (13.9), steals per game (6.9) and 3-point field goals made per game (8.3).

Clay earned All-OVC Second Team honors for the second time in his career and first under the direction of Pelphrey. Other accolades on the year went to sophomore forward Amadou Sylla (OVC Newcomer of the Week once) and freshman guard Keishawn Davidson (OVC Freshman of the Week once).

Boasting over 25 years of Division I coaching experience, Pelphrey's most recent stop prior to the move to Tech came as the associate head coach at the University of Alabama under former head coach Avery Johnson. He spent three seasons (2016-19) with the Crimson Tide, assisting the staff in the recruiting and signing of one of the top classes in school history, including eventual NBA Lottery pick Collin Sexton.

The 2017 signing class boasted two players among the top-25 recruits in the country, both five-star recruits as listed by Rivals.com, as well as two four-star players and a three-star, while four of the five signees were ranked among the top-100 players in the nation, according to the site. Combined, the Alabama signing class was ranked as high as No. 6 in the nation.

Prior to spending time as an analyst for ESPN and the SEC Network throughout the 2015-16 basketball season, Pelphrey spent four seasons (2011-15) in what was his second stint as an assistant coach under former head coach Billy Donovan at the University of Florida. In his 10 total years with the Gators, Pelphrey was instrumental in helping the team claim four SEC championships and secure seven total NCAA Tournament bids, including appearances in the 2000 national championship game, the 2014 Final Four, the 2012 and 2013 Elite Eight and a Sweet 16 showing in 1999.

In between his two stops at Florida, the Paintsville, Ky. native earned head coach opportunities at the University of South Alabama for five seasons from 2002-07 and the University of Arkansas for four seasons from 2007-11. Pelphrey held a combined 149-126 record (.542) as head coach between the two programs, including an 80-67 (.544) mark at South Alabama and a record of 69-59 (.539) at Arkansas.

In 2007, Pelphrey was selected to lead the Arkansas program and responded by guiding the team to 23 wins in 2007-08, the best total by a first-year coach in the school's history. They went on to an appearance in the SEC Tournament final, reaching the second round of the NCAA Tournament. That 2007-08 Razorbacks finished with a 23-12 record, including an impressive 6-2 mark against ranked opponents. The 23 wins were the most at Arkansas since 1999.



TENNESSEE TECH BASKETBALL



Throughout his stint as the Razorbacks' head coach, Pelphrey coached four All-SEC performers (Sonny Weems, Michael Washington, Courtney Fortson, Rotnei Clarke) and two SEC All-Freshman honorees (Fortson, Marshawn Powell). He was also instrumental in recruiting eventual All-SEC performer B.J. Young.

During his five seasons as the head coach of South Alabama, Pelphrey led the Jaguars to a Sun Belt regular season championship and a conference tournament title. That 2005-06 USA squad earned a trip to the NCAA Tournament after leading the Sun Belt Conference in scoring margin and 3-point defense. Earning Sun Belt Coach of the Year honors, Pelphrey guided South Alabama to a 24-7 mark, with the team improving its offensive output by 11 points over the previous season.

In his final season at USA, Pelphrey took the Jaguars to an appearance in the National Invitation Tournament (NIT) following a 20-12 record, including a 13-5 mark in Sun Belt play.

Prior to Pelphrey's first stop in Gainesville as a Florida assistant, he spent two seasons on Donovan's staff at Marshall University, where the Thundering Herd went 18-9 in 1995 and 17-11 in 1996 after going 9-18 the year before they arrived. Prior to that, Pelphrey spent a season as an assistant coach under Eddie Sutton at Oklahoma State in 1994, where the Cowboys achieved a 24-10 record and reached the second round of the NCAA Tournament.

Throughout his time in the SEC, Pelphrey coached 14 players that were drafted in the NBA including World Champions: Udonis Haslem (3x), Mike Miller (2x), Matt Bonner (2x), Jason Williams and David Lee, who was also a 2-time NBA All-Star.

Pelphrey began his coaching career following one season playing professionally in France and Spain. He played two years at Kentucky under Sutton and three under Rick Pitino. Part of UK's class known as "The Unforgettables," he was inducted into the Kentucky Hall of Fame in 2005 and named the Wildcats' Student-Athlete of the Year in 1989. His jersey number (No. 34) was retired in 1992. During his Kentucky career, he started 90 of 114 games and finished with a career scoring average of 11.0 points.

Named Mr. Basketball in the state of Kentucky as a senior at Paintsville High School in 1987, he scored 2,477 points and grabbed 1,316 rebounds in his career. Pelphrey is married to the former Tracy Lyon and they have a son, Jaxson, and a daughter, Grace.

THE STAFF



BLAKE GRAY

Associate Head Coach • Alabama, 2014

- 6th season at Tech; 4th season as an assistant coach at the Division I level.
- Previously worked as an assistant coach (2021-24) and the director of operations for Tech (2019-21) and as the director of player development at Alabama (2017-19).
- Served as a graduate manager at Alabama (2015-17). Also served as a manager for Alabama for 4 seasons (2011-15).
- Native of Huntsville, Ala.; Earned his bachelor's degree (2014) and 2 master's degrees (2015 & 2017) from Alabama.



ALEX FAIN

Assistant Coach • Alabama, 2013

- 6th season at Tech; 6th season as an assistant coach at the Division I level.
- Previously worked as the scouting and recruiting coordinator (2017-19) and video coordinator (2014-17) at Alabama. Also served as a video coordinator at Indiana (2013-14).
- Earned his bachelor's degree from Alabama (2013).
- Native of Wetumpka, Ala.



ANDREW STEELE

Assistant Coach • Alabama, 2012

- 4th season at Tech; 5th season as an assistant coach at the Division I level.
- Previously worked as an assistant coach at Alabama State (2020-21) and as the director of video services at Alabama (2019-20).
- Served as the director of operations at Troy (2018-19) and at Samford (2017-18). Also served as a graduate assistant at Samford (2016-17).
- Native of Birmingham, Ala.; Earned his bachelor's degree from Alabama (2012) and his master's degree from South Alabama (2018). Played at Alabama from 2008-13.



STEFAN KING

Assistant Coach • Troy, 2018

- 3rd season at Tech; 1st season as an assistant coach at the Division I level.
- Previously worked the director of basketball operations for Tech (2022-24) as a graduate assistant at the University of Mobile for 3 years (2019-22).
- Served as an assistant coach at Luverne High School (2018-19) and at Brantley High School (2017-18).
- Native of Brantley, Ala.; Earned his bachelor's degree from Troy (2018) and his master's degree from the University of Mobile (2022).



MILOS BABIC

Assistant Coach • Tennessee Tech, 1992

- 1st season at Tech; 1st season as an assistant coach at the Division I level.
- Played at Tennessee Tech from 1987-90, earning All-OVC Second Team honors in 1989-90 and ending his career as the program's all-time blocked shots leader (ranks third today).
- Inducted into the TTU Sports Hall of Fame in 2019.
- Native of Kraljevo, Serbia (previously Yugoslavia); Earned his bachelor's degree from Tennessee Tech (1992).



CHUCK CUSHMAN

Athletic Trainer • Western Carolina, 2008

- 5th season with Tech basketball; 12th season as an athletic trainer in collegiate/professional sports.
- Previously served as the athletic trainer for the Golden Eagle volleyball and softball teams; also served as athletic trainer for the Tech baseball team.
- Joined the Tech sports medicine staff as a graduate assistant in 2011-12 and was promoted in 2013-14.
- Native of Marshall, Ill.; Earned his bachelor's degree from Southern Illinois (2010) and his master's degree from Tennessee Tech (2013).




MATT HEWETT

Strength & Conditioning Coach • UT Martin, 2011

- 1st season with Tech basketball; 14th season as a strength & conditioning coach or graduate assistant in Division I athletics.
- Named the director of athletic performance at Tech in 2018. Previously served as an assistant strength & conditioning coach (2014-18) and graduate assistant at Tennessee Tech (2011-14).
- Member of the National Strength & Conditioning Association (NSCA).
- Native of Dresden, Tenn.; Lettered in football and earned his bachelor's degree from the UT Martin (2011) and earned his master's degree from Tennessee Tech (2014).

HOOPER EBLEN CENTER



HOME COURT ADVANTAGE

Originally opened back in 1977, the Hooper Eblen Center, named for former athlete and head coach Hooper Eblen, has provided a great advantage for the Golden Eagles over the years.


Tech has won nearly 70 percent of its contests at home since the Hoop was built. That number remains firm since the new millennium began, with three undefeated seasons to show for it. In 2015-16, Tech nearly notched its fourth perfect season on the homecourt, posting a 14-1 mark, falling in the team's final home game of the season.

The Hoop has received many improvements over the past few years, including brand new seats and lighting, a state-of-the-art video board and a 3D floor projection system.

Tech will get 14 chances to send its fans home elated with a victory and the 2024-25 squad is poised to provide the place it calls home with yet another undefeated mark in "The Temple of Doom."

CAPACITY IN THE OVC

Arena/School	Capacity
1. Gentry Center Tennessee State	10,500
2. Eblen Center Tennessee Tech	7,500
3. Show Me Center Southeast Missouri	7,000
4. Johnson Arena Morehead State	6,500
5. Western Hall Western Illinois	5,626
6. Jack Stephens Center Little Rock	5,600
7. Lantz Arena Eastern Illinois	5,300
8. Screaming Eagles Arena Southern Indiana	4,800
9. Skyhawk Arena UT Martin	4,300
10. First Community Arena SIUE	4,000
11. Hyland Arena Lindenwood	3,270



ON THE BIG BOARD

"The video board and all of the features it provides has been a huge enhancement to the gameday experience for fans attending games in Eblen Center."

– Mark Wilson, TTU Director of Athletics

Back and better than ever, the Eblen Center video board is always provides all Golden Eagle fans the best experience possible, featuring exciting replays, enhanced graphics, and post-game interviews with both coaches and players and of course, the 98.5 KISS cam.

TEMPLE OF DOOM

EBLEN CENTER BY THE NUMBERS

The Eblen Center enters its 48th season as the home to Golden Eagle basketball in 2024-25, and in that time it has provided a brutal atmosphere for opposing teams, going as far as to earn the nickname, "The Temple of Doom."

- Tennessee Tech is 433-209 (.674) in 48 seasons in the Eblen Center.
- Since the 2000 season, Tech is 221-96 (.697) in the Eblen Center.
- The Golden Eagles have won 44 of their 48 home openers in the Eblen Center.
- Tech basketball set a home win streak record of 33 games from Dec. 2, 2000 to Jan. 4, 2003.
- TTU defeated Vanderbilt, 72-71, in the arena's first basketball game on Nov. 26, 1977.
- The Golden Eagles finished the 2000-01, 2001-02 and 2004-05 seasons undefeated at home.
- The Eblen Center played host to a record-crowd of 10,352 when Tech hosted Tennessee in the opening round of the NIT.

TECH'S RETIRED JERSEYS

Name	No.	All-OVC Honors
Stephen Kite	23	1983, 1984, 1985 Top 5 in scoring, rebounds, steals & field goal %
Earl Wise	32	1988, 1989, 1990 All-time leading scorer & top 5 in rebounds
Kenny Sidwell	40	1955, 1957, 1958 Two-time OVC champion & top 10 in scoring
Jimmy Hagan	42	1959, 1960 All-time leading rebounder & top 10 in scoring

0 DANIEL EGBUNIWE

JR Forward | 6-7 | 210
Memphis, Tenn. | Little Rock



EGBUNIWE NOTES

Last Name Pronounced: egg-BOO-nuh-way

- Named to the Greenbrier Tip-Off River Division All-Tournament Team, averaging 10 pts & 5.5 reb
- Dropped a career-high of 22 pts with 4 triples & 5 ast against Bryan College (Nov. 7)
- Selected as 1 of Tech's 2 OVC Preseason Players to Watch (Rodney Johnson Jr.)
- Posted 3 double-doubles in 2023-24, including 14 pts & 10 reb vs. SEMO (Jan. 13)
- Recorded 6 blk vs. Midway (Nov. 16), the most by a Golden Eagle since Charles Jackson in 2013
- Named TSSAA Division II-A State Tournament MVP after leading FAC to its 1st state title
- 1 of 4 Mr. Basketball finalists on the Tech roster (Tennessee - Division II-A, 2022)
- 1 of 6 Division I transfers on the 2024-25 Tech roster
- Route to Tech: First Assembly Christian School [TN] > Little Rock
- Claimed the 2023-24 President's Award | • Earned the 2023-24 OVC Community Service Award
- Majoring in marketing | • Named to the OVC Commissioner's HR twice & AD HR twice

2024-25 GAME-BY-GAME STATS

OPPONENT	DATE	GS	MIN	FG-FGA	PCT	3FG-FGA	PCT	FT-FTA	PCT	OFF	DEF	TOT	PF	A	TO	BLK	STL	PTS
at Georgia	11/04/24	F	28	4-9	.444	1-4	.250	0-0	.000	0	3	3	1	2	1	0	0	9
Bryan College	11/07/24	F	29	8-12	.667	4-7	.571	2-3	.667	1	4	5	0	5	0	1	0	22
West Georgia	11/12/24	F	34	7-10	.700	2-4	.500	2-6	.333	2	5	7	1	3	4	5	1	18
vs. VMI	11/15/24	F	22	5-8	.625	2-4	.500	0-0	.000	2	1	3	4	5	2	1	0	12
vs. UTRGV	11/16/24	F	21	4-8	.500	0-3	.000	0-0	.000	3	5	8	4	3	3	0	0	8
at UCF	11/19/24																	
Presbyterian	11/27/24																	
at Vanderbilt	11/29/24																	
at North Alabama	12/04/24																	
at West Georgia	12/07/24																	
at Western Illinois*	12/17/24																	
at Lindenwood*	12/19/24																	
Milligan	12/29/24																	
Southern Indiana*	01/02/25																	
Morehead State*	01/04/25																	
at Eastern Illinois*	01/09/25																	
at SIUE*	01/11/25																	
SE Missouri*	01/16/25																	
Little Rock*	01/18/25																	
at Tennessee St.*	01/23/25																	
at UT Martin*	01/25/25																	
at Morehead St.*	01/30/25																	
at Southern Ind.*	02/01/25																	
SIUE*	02/06/25																	
Eastern Illinois*	02/08/25																	
at Little Rock*	02/13/25																	
at SE Missouri*	02/15/25																	
UT Martin*	02/20/25																	
Tennessee State*	02/22/25																	
Western Illinois*	02/27/25																	
Lindenwood*	03/01/25																	



DI PRODUCTION TRACKER

	Last Season	This Season	Career
Had a Double-Double	3	-	3
Scored 10+ Points	9	3	12
Scored 15+ Points	3	2	5
Scored 20+ Points	-	1	1
Double-Digit Rebounds	3	-	3
Led Tech in Scoring	-	1	1
Led Tech in Rebounds	15	2	17
Led Tech in Assists	5	1	6
Led Tech in Blocks	16	2	18
Had 5+ Rebounds	18	3	21
Had 5+ Assists	3	2	5
Had 3+ Blocks	4	1	5



SEASON / CAREER STATS

*at Little Rock

Points	
Season	22 vs. Bryan College (11/7/24)
Career	Same
Rebounds	
Season	8 vs. UTRGV (11/16/24)
Career	11 at UT Martin (2/29/24)
Assists	
Season	5 twice, last vs. VMI (11/15/24)
Career	8 vs. Alice Lloyd (12/3/23)
Blocks	
Season	5 vs. West Georgia (11/12/24)
Career	6 vs. Midway (11/16/23)
Steals	
Season	1 vs. West Georgia (11/12/24)
Career	4 vs. Bethel (12/12/23)
Minutes	
Season	34 vs. West Georgia (11/12/24)
Career	39 vs. Western Carolina (11/28/23)
Field Goals Made	
Season	8 vs. Bryan College (11/7/24)
Career	Same
Field Goals Attempted	
Season	12 vs. Bryan College (11/7/24)
Career	Same
3-Pt. Field Goals Made	
Season	4 vs. Bryan College (11/7/24)
Career	4 twice, last vs. BC (11/7/24)
3-Pt. Field Goals Attempted	
Season	7 vs. Bryan College (11/7/24)
Career	7 twice, last vs. BC (11/7/24)
Free Throws Made	
Season	2 twice, last vs. UWG (11/12/24)
Career	6 at North Alabama (11/30/23)
Free Throws Attempted	
Season	6 vs. West Georgia (11/12/24)
Career	8 at North Alabama (11/30/23)

CAREER STATS

				Field Goals		3-Point		F-Throws		Rebounds									Scoring	
SEASON	TEAM	GP-GS	MIN/AVG	FG-FGA	FG%	3FG-3FGA	3FG%	FT-FTA	FT%	OFF	DEF	TOT	AVG	PF-FO	A	TO	BLK	STL	PTS	AVG
2022-23	LR	12-0	83/6.9	8-22	.364	2-12	.167	2-4	.500	6	10	16	1.3	6-0	2	6	1	5	20	1.7
2023-24	TNTech	31-29	847/27.3	91-196	.464	29-81	.358	25-45	.556	22	158	180	5.8	52-2	57	57	34	27	236	7.6
2024-25	TNTech	5-5	134/26.9	28-47	.596	9-22	.409	4-9	.444	8	18	26	5.2	10-0	18	10	7	1	69	13.8
TOTAL FOR TNTech		36-34	981/27.2	119-243	.490	38-103	.369	29-54	.537	30	176	206	5.7	62-2	75	67	41	28	305	8.5
TOTAL		48-34	1064/22.2	127-265	.479	40-115	.348	31-58	.534	36	186	222	4.6	68-2	77	73	42	33	325	6.8

1 MEKHI CAMERON

SR Guard | 6-4 | 195
Atlanta, Ga. | Northern Colorado



CAMERON NOTES

First Name Pronounced: meh-KY

- Missed Tech's previous 4 contests with a lower-body injury
- Dropped 21 pts at Georgia (Nov. 4), the 1st Tech hooper with 20+ in a season opener since Micaiah Henry posted 23 pts & 13 reb at Memphis (Nov. 6, 2018)
- Averaged 17 pts, 6 reb, & 3.5 ast while shooting 60 FG% & 50 3FG% in Tech's 2 exhibitions
- Earned 2022-23 All-Jayhawk Conference First Team in his 2nd season at Cowley College
- Led Cowley with 18.3 pts, 88 treys, 38.8 3FG%, 120 free throws, & 81.1 FT% in 2022-23
- Paced Cowley with 79 triples and 75.6 FT% as a freshman, averaging 12.7 pts in 2021-22
- Enrolled at Morehouse College in 2020-21, but saw the season cancelled due to COVID-19
- Older brother, Daz, currently plays for the (formerly Oakland) Athletics
- Father, Mike, was a 2001 All-Star for the Seattle Mariners & 3-time Gold Glover in 16 MLB seasons
- 1 of 6 Division I transfers on the 2024-25 Tech roster
- Route to Tech: Eagles Landing Christian Academy [GA] > Morehouse > Cowley College > Northern Colorado
- Majoring in interdisciplinary studies

2024-25 GAME-BY-GAME STATS

OPPONENT	DATE	GS	MIN	FG-FGA	PCT	3FG-FGA	PCT	FT-FTA	PCT	OFF	DEF	TOT	PF	A	TO	BLK	STL	PTS
at Georgia	11/04/24	G	35	7-11	.636	3-6	.500	4-6	.667	0	3	3	3	1	3	0	0	21
Bryan College	11/07/24																	
West Georgia	11/12/24																	
vs. VMI	11/15/24																	
vs. UTRGV	11/16/24																	
at UCF	11/19/24																	
Presbyterian	11/27/24																	
at Vanderbilt	11/29/24																	
at North Alabama	12/04/24																	
at West Georgia	12/07/24																	
at Western Illinois*	12/17/24																	
at Lindenwood*	12/19/24																	
Milligan	12/29/24																	
Southern Indiana*	01/02/25																	
Morehead State*	01/04/25																	
at Eastern Illinois*	01/09/25																	
at SIUE*	01/11/25																	
SE Missouri*	01/16/25																	
Little Rock*	01/18/25																	
at Tennessee St.*	01/23/25																	
at UT Martin*	01/25/25																	
at Morehead St.*	01/30/25																	
at Southern Ind.*	02/01/25																	
SIUE*	02/06/25																	
Eastern Illinois*	02/08/25																	
at Little Rock*	02/13/25																	
at SE Missouri*	02/15/25																	
UT Martin*	02/20/25																	
Tennessee State*	02/22/25																	
Western Illinois*	02/27/25																	
Lindenwood*	03/01/25																	



DI PRODUCTION TRACKER

	Last Season	This Season	Career
Had a Double-Double	-	-	-
Scored 10+ Points	-	1	1
Scored 15+ Points	-	1	1
Scored 20+ Points	-	1	1
Double-Digit Rebounds	-	-	-
Led Tech in Scoring	-	1	1
Led Tech in 3-Pointers (Made)	-	1	1
Led Tech in Rebounds	-	-	-
Led Tech in Assists	-	-	-
Made 3+ 3-Pointers	-	1	1
Had 5+ Rebounds	-	-	-
Had 5+ Assists	-	-	-



SEASON / CAREER STATS

*at Northern Colorado

Points

Season	21 at Georgia (11/4/24)
Career	Same

Rebounds

Season	3 at Georgia (11/4/24)
Career	Same

Assists

Season	1 at Georgia (11/4/24)
Career	2 twice, last vs. CSU (3/24/24)*

Blocks

Season	-
Career	-

Steals

Season	-
Career	1 at Texas A&M-Commerce (12/11/23)*

Minutes

Season	35 at Georgia (11/4/24)
Career	Same

Field Goals Made

Season	7 at Georgia (11/4/24)
Career	Same

Field Goals Attempted

Season	11 at Georgia (11/4/24)
Career	Same

3-Pt. Field Goals Made

Season	3 at Georgia (11/4/24)
Career	Same

3-Pt. Field Goals Attempted

Season	6 at Georgia (11/4/24)
Career	Same

Free Throws Made

Season	4 at Georgia (11/4/24)
Career	Same

Free Throws Attempted

Season	6 at Georgia (11/4/24)
Career	Same

CAREER STATS

				Field Goals		3-Point		F-Throws		Rebounds										Scoring	
SEASON	TEAM	GP-GS	MIN/AVG	FG-FGA	FG%	3FG-3FGA	3FG%	FT-FTA	FT%	OFF	DEF	TOT	AVG	PF-FO	A	TO	BLK	STL	PTS	AVG	
2023-24	UNC	13-0	76/5.8	6-26	.231	5-18	.278	4-5	.800	1	7	8	0.6	6-0	4	3	0	1	21	1.6	
2024-25	TNTech	1-1	35/35.4	7-11	.636	3-6	.500	4-6	.667	0	3	3	3.0	3-0	1	3	0	0	21	21.0	
TOTAL FOR TNTech		1-1	35/35.4	7-11	.636	3-6	.500	4-6	.667	0	3	3	3.0	3-0	1	3	0	0	21	21.0	
TOTAL		14-1	111/8.0	13-37	.351	8-24	.333	8-11	.727	1	10	11	0.8	9-0	5	6	0	1	42	3.0	

2 KYLE LAYTON

SO Guard | 6-0 | 175
McKinney, Texas | Mountain Brook [AL] HS



LAYTON NOTES

- Tied his career-high with 14 pts & set a career-best of 4 stl at Georgia (Nov. 4)
- Averaged 10.5 pts, 2.5 reb, 5.5 ast, & 3.0 stl while shooting 45.5 3FG% in Tech's 2 exhibitions
- Named OVC Freshman of the Week (Mar. 4) to close the 2023-24 season
- Started each of Tech's final 14 games of the 2023-24 campaign
- Matched his season-high with 14 pts to lead Tech in the 2023-24 finale at Little Rock (Mar. 2)
- Missed most of senior season of HS due to lower-body injury, played just final few weeks
- Led MBHS to runner-up finish in Alabama Class 6A state title game as a senior
- Came off the bench in the state title game to hit 5-of-8 tries from distance for 15 pts
- 1 of 5 walk-ons on the 2024-25 Tech roster
- Route to Tech: Mountain Brook [AL] HS
- Majoring in basic business | • Named to the AD Honor Roll once.

2024-25 GAME-BY-GAME STATS

OPPONENT	DATE	GS	MIN	FG-FGA	PCT	3FG-FGA	PCT	FT-FTA	PCT	OFF	DEF	TOT	PF	A	TO	BLK	STL	PTS
at Georgia	11/04/24	G	34	6-11	.545	2-6	.333	0-0	.000	1	1	2	2	0	1	0	4	14
Bryan College	11/07/24	G	31	1-5	.200	1-5	.200	0-0	.000	1	3	4	1	2	1	0	0	3
West Georgia	11/12/24	G	34	4-10	.400	2-8	.250	0-0	.000	0	1	1	4	1	4	0	2	10
vs. VMI	11/15/24	G	30	3-8	.375	3-8	.375	0-1	.000	0	3	3	2	6	1	0	1	9
vs. UTRGV	11/16/24	G	30	2-8	.250	2-7	.286	0-0	.000	0	0	0	2	1	1	0	2	6
at UCF	11/19/24																	
Presbyterian	11/27/24																	
at Vanderbilt	11/29/24																	
at North Alabama	12/04/24																	
at West Georgia	12/07/24																	
at Western Illinois*	12/17/24																	
at Lindenwood*	12/19/24																	
Milligan	12/29/24																	
Southern Indiana*	01/02/25																	
Morehead State*	01/04/25																	
at Eastern Illinois*	01/09/25																	
at SIUE*	01/11/25																	
SE Missouri*	01/16/25																	
Little Rock*	01/18/25																	
at Tennessee St.*	01/23/25																	
at UT Martin*	01/25/25																	
at Morehead St.*	01/30/25																	
at Southern Ind.*	02/01/25																	
SIUE*	02/06/25																	
Eastern Illinois*	02/08/25																	
at Little Rock*	02/13/25																	
at SE Missouri*	02/15/25																	
UT Martin*	02/20/25																	
Tennessee State*	02/22/25																	
Western Illinois*	02/27/25																	
Lindenwood*	03/01/25																	



DI PRODUCTION TRACKER

	Last Season	This Season	Career
Had a Double-Double	-	-	-
Scored 10+ Points	5	2	7
Scored 15+ Points	-	-	-
Scored 20+ Points	-	-	-
Double-Digit Assists	-	-	-
Led Tech in Scoring	1	-	1
Led Tech in 3-Pointers (Made)	9	2	11
Led Tech in Assists	1	1	2
Led Tech in Steals	5	2	7
Made 3+ 3-Pointers	3	1	4
Had 5+ Assists	-	1	1
Had 3+ Steals	-	1	1



SEASON / CAREER STATS

Points

Season 14 at Georgia (11/4/24)
Career 14 three times, last at UGA (11/4/24)

Rebounds

Season 4 vs. Bryan College (11/7/24)
Career 5 at UT Martin (2/29/24)

Assists

Season 6 vs. VMI (11/15/24)
Career Same

Blocks

Season -
Career 1 at Murray State (11/10/23)

Steals

Season 4 at Georgia (11/4/24)
Career Same

Minutes

Season 34 twice, last vs. UWG (11/12/24)
Career 39 vs. Tennessee State (2/13/24)

Field Goals Made

Season 6 at Georgia (11/4/24)
Career Same

Field Goals Attempted

Season 11 at Georgia (11/4/24)
Career 12 at Little Rock (3/2/24)

3-Pt. Field Goals Made

Season 3 vs. VMI (11/15/24)
Career 4 vs. Eastern Illinois (2/24/24)

3-Pt. Field Goals Attempted

Season 8 twice, last vs. VMI (11/15/24)
Career Same

Free Throws Made

Season -
Career 4 twice, last at UTM (2/29/24)

Free Throws Attempted

Season 1 vs. VMI (11/15/24)
Career 4 twice, last at UTM (2/29/24)

CAREER STATS

				Field Goals		3-Point		F-Throws		Rebounds				Scoring						
SEASON	TEAM	GP-GS	MIN/AVG	FG-FGA	FG%	3FG-3FGA	3FG%	FT-FTA	FT%	OFF	DEF	TOT	AVG	PF-FO	A	TO	BLK	STL	PTS	AVG
2023-24	TNTech	31-14	647/20.9	43-115	.374	32-95	.337	19-23	.826	5	40	45	1.5	41-0	33	23	1	18	137	4.4
2024-25	TNTech	5-5	159/31.7	16-42	.381	10-34	.294	0-1	.000	2	8	10	2.0	11-0	10	8	0	9	42	8.4
TOTAL		36-19	805/22.4	59-157	.376	42-129	.326	19-24	.792	7	48	55	1.5	52-0	43	31	1	27	179	5.0

3 JAYLON JOHNSON

JR Guard | 6-0 | 170
Houston, Texas | College of Southern Idaho



JOHNSON NOTES

- Nearly posted a double-double vs. Bryan College (Nov. 7), tallying 16 pts, 9 ast, 6 reb, & 2 stl
- Flirted with a double-double at Georgia (Nov. 4), turning in 12 pts & 7 ast
- Averaged 13 pts, 2 reb, 8 ast, & a stl while shooting 60 FG% & 44.4 3FG% in Tech's 2 exhibitions
- Took home 2023-24 Region 18 All-Tournament TM & All-Region 18 2nd TM honors
- Led CSI with 446 pts, 129 ast, 67 3FG, & 67 stl while averaging 14.9 pts, 4.8 reb, 2.2 stl & 2.2 triples
- Named the 2022-23 American Southwest Conference Freshman of the Year, All-ASC 2nd TM, & All-ASC Freshman TM
- Also named D3hoops.com Region 10 Rookie of the Year
- Led Concordia Texas & ASC shooting 41.8 3FG% while averaging 19.6 pts, 4.3 ast, & 2 stl
- Route to Tech: Summer Creek [TX] HS > Concordia Texas > College of Southern Idaho
- Majoring in interdisciplinary studies

2024-25 GAME-BY-GAME STATS

OPPONENT	DATE	GS	MIN	FG-FGA	PCT	3FG-FGA	PCT	FT-FTA	PCT	OFF	DEF	TOT	PF	A	TO	BLK	STL	PTS
at Georgia	11/04/24	G	36	4-12	.333	1-6	.167	3-4	.750	0	2	2	3	7	6	0	1	12
Bryan College	11/07/24	G	34	4-9	.444	3-8	.375	5-5	1.000	0	6	6	2	9	2	0	2	16
West Georgia	11/12/24	G	38	3-12	.250	2-7	.286	0-0	.000	0	4	4	1	9	2	0	5	8
vs. VMI	11/15/24	G	33	5-13	.385	3-7	.429	0-0	.000	1	3	4	2	1	1	0	2	13
vs. UTRGV	11/16/24	G	35	5-11	.455	3-8	.375	0-0	.000	0	3	3	0	3	0	0	2	13
at UCF	11/19/24																	
Presbyterian	11/27/24																	
at Vanderbilt	11/29/24																	
at North Alabama	12/04/24																	
at West Georgia	12/07/24																	
at Western Illinois*	12/17/24																	
at Lindenwood*	12/19/24																	
Milligan	12/29/24																	
Southern Indiana*	01/02/25																	
Morehead State*	01/04/25																	
at Eastern Illinois*	01/09/25																	
at SIUE*	01/11/25																	
SE Missouri*	01/16/25																	
Little Rock*	01/18/25																	
at Tennessee St.*	01/23/25																	
at UT Martin*	01/25/25																	
at Morehead St.*	01/30/25																	
at Southern Ind.*	02/01/25																	
SIUE*	02/06/25																	
Eastern Illinois*	02/08/25																	
at Little Rock*	02/13/25																	
at SE Missouri*	02/15/25																	
UT Martin*	02/20/25																	
Tennessee State*	02/22/25																	
Western Illinois*	02/27/25																	
Lindenwood*	03/01/25																	



DI PRODUCTION TRACKER

	Last Season	This Season	Career
Had a Double-Double	-	-	-
Scored 10+ Points	-	4	4
Scored 15+ Points	-	1	1
Scored 20+ Points	-	-	-
Double-Digit Assists	-	-	-
Led Tech in Scoring	-	2	2
Led Tech in 3-Pointers (Made)	-	3	3
Led Tech in Assists	-	4	4
Led Tech in Steals	-	4	4
Made 3+ 3-Pointers	-	3	3
Had 5+ Assists	-	3	3
Had 3+ Steals	-	1	1



CAREER STATS

				Field Goals		3-Point		F-Throws		Rebounds										Scoring	
SEASON	TEAM	GP-GS	MIN/AVG	FG-FGA	FG%	3FG-3FGA	3FG%	FT-FTA	FT%	OFF	DEF	TOT	AVG	PF-FO	A	TO	BLK	STL	PTS	AVG	
2022-23	CTX	25-22	787/31.5	155-381	.407	69-165	.418	110-143	.769	18	55	73	2.9	47-0	108	66	4	50	489	19.6	
2024-25	TNTech	5-5	176/35.2	21-57	.368	12-36	.333	8-9	.889	1	18	19	3.8	8-0	29	11	0	12	62	12.4	
TOTAL FOR TNTech		5-5	176/35.2	21-57	.368	12-36	.333	8-9	.889	1	18	19	3.8	8-0	29	11	0	12	62	12.4	
TOTAL		30-27	963/32.1	176-438	.402	81-201	.403	118-152	.776	19	73	92	3.1	55-0	137	77	4	62	551	18.4	

4 RAY GLASGOW

JR Guard | 6-3 | 180
The Bronx, N.Y. | Yavapai College



GLASGOW NOTES

Last Name Pronounced: GLASS-go

- Made his Golden Eagle debut with 10 pts, 4 reb, & 3 ast vs. Bryan College (Nov. 7)
- Turned in 9 pts & 5 reb in Tech's exhibition contest against Austin Peay (Oct. 22)
- Named to the 2023-24 Region 1 Second TM & All-Arizona Community College Athletic Conference 1st TM
- Led Yavapai and ranked 3rd in the ACCAC with 20.0 ppg
- Also averaged 4.1 reb, 2.6 ast, & 1.2 stl while shooting 49.4 FG, 36.1 3FG%, & 79.2 FT%
- Dropped a season-high 41 pts with 15 FG & 6 triples at Pima CC (Feb. 10) for Yavapai
- 1 of just 3 known natives of New York to play for Tech & the 1st since Ricky Cabrera (1996-98)
- Route to Tech: Monsignor Scanlan [NY] HS > Benedict College > Seward County CC > Yavapai College
- Majoring in interdisciplinary studies

2024-25 GAME-BY-GAME STATS

OPPONENT	DATE	GS	MIN	FG-FGA	PCT	3FG-FGA	PCT	FT-FTA	PCT	OFF	DEF	TOT	PF	A	TO	BLK	STL	PTS
at Georgia	11/04/24																	
Bryan College	11/07/24	18	3-5	.600	1-3	.333	3-4	.750	0	4	4	2	3	0	0	0	0	10
West Georgia	11/12/24	13	4-7	.571	2-4	.500	0-0	.000	1	2	3	1	0	0	0	0	1	10
vs. VMI	11/15/24	22	3-7	.429	1-2	.500	4-5	.800	1	4	5	1	3	4	0	0	2	11
vs. UTRGV	11/16/24	12	2-6	.333	0-3	.000	0-0	.000	0	0	0	3	1	2	0	0	0	4
at UCF	11/19/24																	
Presbyterian	11/27/24																	
at Vanderbilt	11/29/24																	
at North Alabama	12/04/24																	
at West Georgia	12/07/24																	
at Western Illinois*	12/17/24																	
at Lindenwood*	12/19/24																	
Milligan	12/29/24																	
Southern Indiana*	01/02/25																	
Morehead State*	01/04/25																	
at Eastern Illinois*	01/09/25																	
at SIUE*	01/11/25																	
SE Missouri*	01/16/25																	
Little Rock*	01/18/25																	
at Tennessee St.*	01/23/25																	
at UT Martin*	01/25/25																	
at Morehead St.*	01/30/25																	
at Southern Ind.*	02/01/25																	
SIUE*	02/06/25																	
Eastern Illinois*	02/08/25																	
at Little Rock*	02/13/25																	
at SE Missouri*	02/15/25																	
UT Martin*	02/20/25																	
Tennessee State*	02/22/25																	
Western Illinois*	02/27/25																	
Lindenwood*	03/01/25																	



DI PRODUCTION TRACKER

	Last Season	This Season	Career
Had a Double-Double	-	-	-
Scored 10+ Points	-	3	3
Scored 15+ Points	-	-	-
Scored 20+ Points	-	-	-
Double-Digit Rebounds	-	-	-
Led Tech in Scoring	-	-	-
Led Tech in 3-Pointers (Made)	-	1	1
Led Tech in Rebounds	-	-	-
Led Tech in Assists	-	-	-
Made 3+ 3-Pointers	-	-	-
Had 5+ Rebounds	-	1	1
Had 5+ Assists	-	-	-



CAREER STATS

				Field Goals		3-Point		F-Throws		Rebounds									Scoring	
SEASON	TEAM	GP-GS	MIN/AVG	FG-FGA	FG%	3FG-3FGA	3FG%	FT-FTA	FT%	OFF	DEF	TOT	AVG	PF-FO	A	TO	BLK	STL	PTS	AVG
2024-25	TNTech	4-0	65/16.2	12-25	.480	4-12	.333	7-9	.778	2	10	12	3.0	7-0	7	6	0	3	35	8.8
TOTAL		4-0	65/16.2	12-25	.480	4-12	.333	7-9	.778	2	10	12	3.0	7-0	7	6	0	3	35	8.8

5

RODNEY JOHNSON JR.

SR Forward | 6-5 | 220
Bryan, Texas | Weatherford College



JOHNSON NOTES

- Exploded for a career-high 27 pts on 12-for-17 shooting vs. Bryan College (Nov. 7)
- Sat out both of Tech's exhibition contests while recovering from a lower-body injury
- Selected as 1 of Tech's 2 OVC Preseason Players to Watch (Daniel Egbuniwe)
- Earned first DI double-double with team-highs of 13 pts & 10 reb at Eastern Illinois (Jan. 25)
- Hauled in a career-high 12 reb vs. North Alabama (Dec. 16) after missing 5 games due to illness
- Ripped off a season-high 21 pts with 7 reb at Presbyterian (Nov. 22)
- Averaged 14.3 pts & 8.3 reb as a sophomore at Weatherford College
- Racked up 9 double-doubles in 2022-23, scoring in double figures 23 times
- Named NJCAA All-Region V 1st Team, All-NTJACAC 1st Team, & NTJACAC Player of the Week in 22-23
- Route to Tech: Travis B. Bryan [TX] HS > Panola College > Weatherford College
- Majoring in interdisciplinary studies | • Named to the AD Honor Roll once

2024-25 GAME-BY-GAME STATS

OPPONENT	DATE	GS	MIN	FG-FGA	PCT	3FG-FGA	PCT	FT-FTA	PCT	OFF	DEF	TOT	PF	A	TO	BLK	STL	PTS
at Georgia	11/04/24		21	5-8	.625	2-2	1.000	0-1	.000	3	4	7	3	2	0	0	1	12
Bryan College	11/07/24	F	28	12-17	.706	3-4	.750	0-0	.000	0	3	3	2	1	1	0	0	27
West Georgia	11/12/24	F	31	5-7	.714	0-2	.000	0-1	.000	1	6	7	2	3	2	1	1	10
vs. VMI	11/15/24	F	28	5-11	.455	0-2	.000	3-6	.500	0	5	5	3	2	0	0	1	13
vs. UTRGV	11/16/24	F	30	4-11	.364	3-6	.500	1-2	.500	0	3	3	0	0	3	0	2	12
at UCF	11/19/24																	
Presbyterian	11/27/24																	
at Vanderbilt	11/29/24																	
at North Alabama	12/04/24																	
at West Georgia	12/07/24																	
at Western Illinois*	12/17/24																	
at Lindenwood*	12/19/24																	
Milligan	12/29/24																	
Southern Indiana*	01/02/25																	
Morehead State*	01/04/25																	
at Eastern Illinois*	01/09/25																	
at SIUE*	01/11/25																	
SE Missouri*	01/16/25																	
Little Rock*	01/18/25																	
at Tennessee St.*	01/23/25																	
at UT Martin*	01/25/25																	
at Morehead St.*	01/30/25																	
at Southern Ind.*	02/01/25																	
SIUE*	02/06/25																	
Eastern Illinois*	02/08/25																	
at Little Rock*	02/13/25																	
at SE Missouri*	02/15/25																	
UT Martin*	02/20/25																	
Tennessee State*	02/22/25																	
Western Illinois*	02/27/25																	
Lindenwood*	03/01/25																	



DI PRODUCTION TRACKER

	Last Season	This Season	Career
Had a Double-Double	1	-	1
Scored 10+ Points	10	5	15
Scored 15+ Points	4	1	5
Scored 20+ Points	1	1	2
Double-Digit Rebounds	2	-	2
Led Tech in Scoring	4	2	6
Led Tech in Rebounds	7	2	9
Led Tech in Blocks	8	-	8
Led Tech in Steals	1	1	2
Had 5+ Rebounds	12	3	15
Had 3+ Blocks	3	-	3
Had 3+ Steals	-	-	-



SEASON / CAREER STATS

Points	
Season	27 vs. Bryan College (11/7/24)
Career	Same
Rebounds	
Season	7 twice, last vs. UWG (11/12/24)
Career	12 vs. North Alabama (12/16/23)
Assists	
Season	3 vs. West Georgia (11/12/24)
Career	5 vs. Midway (11/16/23)
Blocks	
Season	1 vs. West Georgia (11/12/24)
Career	4 twice, last at USI (1/6/24)
Steals	
Season	2 vs. UTRGV (11/16/24)
Career	2 twice, last vs. UTRGV (11/16/24)
Minutes	
Season	31 vs. West Georgia (11/12/24)
Career	37 twice, last vs. UTM (12/30/23)
Field Goals Made	
Season	12 vs. Bryan College (11/7/24)
Career	Same
Field Goals Attempted	
Season	17 vs. Bryan College (11/7/24)
Career	17 twice, last vs. BC (11/7/24)
3-Pt. Field Goals Made	
Season	3 twice, last vs. UTRGV (11/16/24)
Career	3 four times, last vs. UTRGV (11/16/24)
3-Pt. Field Goals Attempted	
Season	6 vs. UTRGV (11/16/24)
Career	8 vs. UT Martin (12/30/23)
Free Throws Made	
Season	3 vs. UTRGV (11/16/24)
Career	6 at Presbyterian (11/22/23)
Free Throws Attempted	
Season	6 vs. UTRGV (11/16/24)
Career	6 twice, last vs. UTRGV (11/16/24)

CAREER STATS

				Field Goals		3-Point		F-Throws		Rebounds										Scoring	
SEASON	TEAM	GP-GS	MIN/AVG	FG-FGA	FG%	3FG-3FGA	3FG%	FT-FTA	FT%	OFF	DEF	TOT	AVG	PF-FO	A	TO	BLK	STL		PTS	AVG
2023-24	TNTech	26-14	691/26.6	116-253	.458	16-62	.258	29-35	.829	32	100	132	5.1	41-0	18	34	25	10		277	10.7
2024-25	TNTech	5-4	137/27.4	31-54	.574	8-16	.500	4-10	.400	4	21	25	5.0	10-0	8	6	1	5		74	14.8
TOTAL		31-18	828/26.7	147-307	.479	24-78	.308	33-45	.733	36	121	157	5.1	51-0	26	40	26	15		351	11.3

7 JaJUAN NICHOLLS

SO Forward | 6-8 | 220
Scranton, Pa. | Spartanburg Methodist



NICHOLLS NOTES

First Name Pronounced: juh-WAHN

- Expected to miss time to start the 2024-25 season due to a lower-body injury
- Hauled in a pair of boards in just under 3 min in Tech's exhibition vs. Austin Peay (Oct. 22) before going down with the injury
- Led Spartanburg with 33 blk & a 60.8 FG% in 2023-24 as a true freshman
- Averaged 13.2 pts, 8.0 reb, & 1.1 blk with Spartanburg
- Chalked up 9 double-doubles on the year, including a season-high 28 pts with 13 reb at Brunswick CC (Feb. 25)
- Ripped down a season-best 16 boards with 25 pts against Denmark Technical College (Feb. 27)
- Route to Tech: NC Good Better Best Academy [NC] > Spartanburg Methodist
- Majoring in marketing

2024-25 GAME-BY-GAME STATS

OPPONENT	DATE	GS	MIN	FG-FGA	PCT	3FG-FGA	PCT	FT-FTA	PCT	OFF	DEF	TOT	PF	A	TO	BLK	STL	PTS
at Georgia	11/04/24								INJ									
Bryan College	11/07/24								INJ									
West Georgia	11/12/24								INJ									
vs. VMI	11/15/24								INJ									
vs. UTRGV	11/16/24								INJ									
at UCF	11/19/24																	
Presbyterian	11/27/24																	
at Vanderbilt	11/29/24																	
at North Alabama	12/04/24																	
at West Georgia	12/07/24																	
at Western Illinois*	12/17/24																	
at Lindenwood*	12/19/24																	
Milligan	12/29/24																	
Southern Indiana*	01/02/25																	
Morehead State*	01/04/25																	
at Eastern Illinois*	01/09/25																	
at SIUE*	01/11/25																	
SE Missouri*	01/16/25																	
Little Rock*	01/18/25																	
at Tennessee St.*	01/23/25																	
at UT Martin*	01/25/25																	
at Morehead St.*	01/30/25																	
at Southern Ind.*	02/01/25																	
SIUE*	02/06/25																	
Eastern Illinois*	02/08/25																	
at Little Rock*	02/13/25																	
at SE Missouri*	02/15/25																	
UT Martin*	02/20/25																	
Tennessee State*	02/22/25																	
Western Illinois*	02/27/25																	
Lindenwood*	03/01/25																	



DI PRODUCTION TRACKER

	Last Season	This Season	Career
Had a Double-Double	-	-	-
Scored 10+ Points	-	-	-
Scored 15+ Points	-	-	-
Scored 20+ Points	-	-	-
Double-Digit Rebounds	-	-	-
Led Tech in Scoring	-	-	-
Led Tech in Rebounds	-	-	-
Led Tech in Blocks	-	-	-
Led Tech in Steals	-	-	-
Had 5+ Rebounds	-	-	-
Had 3+ Blocks	-	-	-
Had 3+ Steals	-	-	-



CAREER STATS

				Field Goals		3-Point		F-Throws		Rebounds										Scoring	
SEASON	TEAM	GP-GS	MIN/AVG	FG-FGA	FG%	3FG-3FGA	3FG%	FT-FTA	FT%	OFF	DEF	TOT	AVG	PF-FO	A	TO	BLK	STL	PTS	AVG	
2024-25	TNTech	0-0	0/0.0	0-0	.000	0-0	.000	0-0	.000	0	0	0	0.0	0-0	0	0	0	0	0	0.0	
TOTAL FOR TNTech		0-0	0/0.0	0-0	.000	0-0	.000	0-0	.000	0	0	0	0.0	0-0	0	0	0	0	0	0.0	
TOTAL		0-0	0/0.0	0-0	.000	0-0	.000	0-0	.000	0	0	0	0.0	0-0	0	0	0	0	0	0.0	

8

OLA AJIBOYE

JR Forward | 6-8 | 210
Chicago, Ill. | Central Michigan/Valparaiso



AJIBOYE NOTES

Pronounced: OH-lah ah-jih-BOY-ay

- Blocked a career-high-tying 4 shots vs. Bryan College (11/7/24)
- Tallied 2 pts, 2 ast, 1 reb, & 2 blk in 18 minutes at Georgia (11/4/24)
- Averaged 6.5 pts, 5 reb, 2 ast, & 1.5 blk while firing 50 FG% in Tech's 2 exhibitions
- At Valpo in 2023-24, averaged 3.7 pts & 3.4 reb while shooting a team-high 52.7 FG%
- As a rookie at Central Michigan, averaged 3 pts & 3.4 reb while shooting 44.1 FG% in 2022-23
- Made his collegiate debut with CMU against Eastern Illinois (Nov. 13) during 2022-23 season
- Named a top-25 Chicago Area Elite player
- 1 of 6 Division I transfers on the 2024-25 Tech roster | • 1 of 5 walk-ons on the 2024-25 Tech roster
- Route to Tech: Steuben [IL] HS > Evanston [IL] HS > Bosco Institute [IN] > Central Michigan > Valparaiso
- Majoring in interdisciplinary studies

2024-25 GAME-BY-GAME STATS

OPPONENT	DATE	GS	MIN	FG-FGA	PCT	3FG-FGA	PCT	FT-FTA	PCT	OFF	DEF	TOT	PF	A	TO	BLK	STL	PTS
at Georgia	11/04/24	F	18	1-3	.333	0-0	.000	0-0	.000	0	1	1	5	2	2	2	1	2
Bryan College	11/07/24		12	1-2	.500	0-0	.000	0-0	.000	0	2	2	0	0	0	4	0	2
West Georgia	11/12/24		9	1-1	1.000	0-0	.000	1-2	.500	0	2	2	2	1	0	0	1	3
vs. VMI	11/15/24		6	0-2	.000	0-0	.000	1-2	.500	0	0	0	0	0	0	1	1	1
vs. UTRGV	11/16/24		17	3-6	.500	0-0	.000	0-0	.000	2	0	2	4	0	1	0	1	6
at UCF	11/19/24																	
Presbyterian	11/27/24																	
at Vanderbilt	11/29/24																	
at North Alabama	12/04/24																	
at West Georgia	12/07/24																	
at Western Illinois*	12/17/24																	
at Lindenwood*	12/19/24																	
Milligan	12/29/24																	
Southern Indiana*	01/02/25																	
Morehead State*	01/04/25																	
at Eastern Illinois*	01/09/25																	
at SIUE*	01/11/25																	
SE Missouri*	01/16/25																	
Little Rock*	01/18/25																	
at Tennessee St.*	01/23/25																	
at UT Martin*	01/25/25																	
at Morehead St.*	01/30/25																	
at Southern Ind.*	02/01/25																	
SIUE*	02/06/25																	
Eastern Illinois*	02/08/25																	
at Little Rock*	02/13/25																	
at SE Missouri*	02/15/25																	
UT Martin*	02/20/25																	
Tennessee State*	02/22/25																	
Western Illinois*	02/27/25																	
Lindenwood*	03/01/25																	



DI PRODUCTION TRACKER

	Last Season	This Season	Career
Had a Double-Double	-	-	-
Scored 10+ Points	3	-	3
Scored 15+ Points	2	-	2
Scored 20+ Points	1	-	1
Double-Digit Rebounds	-	-	1
Led Tech in Scoring	-	-	-
Led Tech in Rebounds	-	-	-
Led Tech in Blocks	-	3	3
Led Tech in Steals	-	-	-
Had 5+ Rebounds	10	1	21
Had 3+ Blocks	2	1	5
Had 3+ Steals	-	-	2



SEASON / CAREER STATS

*at Valparaiso

^ at Central Michigan

Points

Season 6 vs. UTRGV (11/16/24)
Career 21 vs. Western Illinois (11/21/23)*

Rebounds

Season 2 three times, last vs. UTRGV (11/16/24)
Career 11 vs. Alma (12/3/22)^

Assists

Season 2 at Georgia (11/4/24)
Career 4 vs. Alma (12/3/22)^

Blocks

Season 4 vs. Bryan College (11/7/24)
Career 4 three times, last vs. BC (11/7/24)

Steals

Season 1 four times, last vs. UTRGV (11/16/24)
Career 3 twice, last vs. Miami [OH] (1/3/23)^

Minutes

Season 18 at Georgia (11/4/24)
Career 35 at Ohio (1/21/23)^

Field Goals Made

Season 3 vs. UTRGV (11/16/24)
Career 8 vs. Western Illinois (11/21/23)*

Field Goals Attempted

Season 6 vs. UTRGV (11/16/24)
Career 10 vs. Western Illinois (11/21/23)*

3-Pt. Field Goals Made

Season -
Career -

3-Pt. Field Goals Attempted

Season -
Career 2 vs. Buffalo (1/14/23)^

Free Throws Made

Season 1 twice, last vs. VMI (11/15/24)
Career 8 vs. Trinity Christian (11/6/23)*

Free Throws Attempted

Season 2 twice, last vs. VMI (11/15/24)
Career 12 vs. Trinity Christian (11/6/23)*

CAREER STATS

				Field Goals		3-Point		F-Throws		Rebounds									Scoring	
SEASON	TEAM	GP-GS	MIN/AVG	FG-FGA	FG%	3FG-3FGA	3FG%	FT-FTA	FT%	OFF	DEF	TOT	AVG	PF-FO	A	TO	BLK	STL	PTS	AVG
2022-23	CMU	30-14	575/19.2	30-68	.441	0-5	.000	29-47	.617	47	56	103	3.4	82-4	18	28	25	20	89	3.0
2023-24	VALPO	31-0	440/14.2	39-74	.527	0-0	.000	38-61	.623	48	57	105	3.4	76-0	13	19	20	15	116	3.7
2024-25	TNTech	5-1	62/12.4	6-14	.429	0-0	.000	2-4	.500	2	5	7	1.4	11-1	3	3	7	4	14	2.8
TOTAL FOR TNTech		5-1	62/12.4	6-14	.429	0-0	.000	2-4	.500	2	5	7	1.4	11-1	3	3	7	4	14	2.8
TOTAL		66-15	1077/16.3	75-156	.481	0-5	.000	69-112	.616	97	118	215	3.3	169-5	34	50	52	39	219	3.3

10 GRANT SLATTEN

R-JR Guard | 6-5 | 195
Sparta, Tenn. | Ole Miss



SLATTEN NOTES

- Turned in season-highs 10 pts & 6 reb against VMI (Nov. 15)
- Sat out the 2023-24 campaign as a redshirt due to an upper-body injury
- Recorded his 1st career double-double with 10 pts & career-high 15 reb vs. KCU (Dec. 20, 2022)
- 1 of 3 Golden Eagles to boast a regional school's career scoring mark (2,765 pts @ White County)
- Dropped a WCHS single-game record 59 pts as a senior
- 1 of 8 known local Sparta natives to play for Tech & the 1st since Cade Crosland (2017-20)
- 1 of 4 Mr. Basketball finalists on the Tech roster (Tennessee - Class AAA, 2021)
- 1 of 6 Division I transfers on the 2024-25 Tech roster
- Grandfather, Bill, was a member of the Golden Eagle basketball team from 1946-50
- Route to Tech: White County [TN] HS > Ole Miss
- Majoring in finance | • Named to the AD Honor Roll 3 times

2024-25 GAME-BY-GAME STATS

OPPONENT	DATE	GS	MIN	FG-FGA	PCT	3FG-FGA	PCT	FT-FTA	PCT	OFF	DEF	TOT	PF	A	TO	BLK	STL	PTS
at Georgia	11/04/24		10	2-3	.667	1-1	1.000	0-0	.000	0	0	0	0	1	0	0	0	5
Bryan College	11/07/24		13	0-4	.000	0-3	.000	1-2	.500	0	3	3	1	1	1	1	0	1
West Georgia	11/12/24		9	1-2	.500	0-1	.000	3-3	1.000	0	1	1	1	0	2	0	0	5
vs. VMI	11/15/24		18	2-3	.667	1-2	.500	5-7	.714	1	5	6	2	2	1	0	0	10
vs. UTRGV	11/16/24		15	0-2	.000	0-1	.000	0-0	.000	0	1	1	0	1	0	1	0	0
at UCF	11/19/24																	
Presbyterian	11/27/24																	
at Vanderbilt	11/29/24																	
at North Alabama	12/04/24																	
at West Georgia	12/07/24																	
at Western Illinois*	12/17/24																	
at Lindenwood*	12/19/24																	
Milligan	12/29/24																	
Southern Indiana*	01/02/25																	
Morehead State*	01/04/25																	
at Eastern Illinois*	01/09/25																	
at SIUE*	01/11/25																	
SE Missouri*	01/16/25																	
Little Rock*	01/18/25																	
at Tennessee St.*	01/23/25																	
at UT Martin*	01/25/25																	
at Morehead St.*	01/30/25																	
at Southern Ind.*	02/01/25																	
SIUE*	02/06/25																	
Eastern Illinois*	02/08/25																	
at Little Rock*	02/13/25																	
at SE Missouri*	02/15/25																	
UT Martin*	02/20/25																	
Tennessee State*	02/22/25																	
Western Illinois*	02/27/25																	
Lindenwood*	03/01/25																	



DI PRODUCTION TRACKER

	Last Season	This Season	Career
Had a Double-Double	-	-	1
Scored 10+ Points	-	1	4
Scored 15+ Points	-	-	-
Scored 20+ Points	-	-	-
Double-Digit Rebounds	-	-	2
Led Tech in Scoring	-	-	-
Led Tech in 3-Pointers (Made)	-	-	-
Led Tech in Rebounds	-	1	3
Led Tech in Steals	-	-	4
Made 3+ 3-Pointers	-	-	-
Had 5+ Rebounds	-	1	6
Had 3+ Steals	-	-	1



SEASON / CAREER STATS

*at Ole Miss

Points

Season 10 vs. VMI (11/15/24)
Career 12 twice, last at EIU (2/25/23)

Rebounds

Season 6 vs. VMI (11/15/24)
Career 15 vs. Kentucky Christian (12/20/22)

Assists

Season 2 vs. VMI (11/15/24)
Career 5 vs. Kentucky Christian (12/20/22)

Blocks

Season 1 twice, last vs. UTRGV (11/16/24)
Career 1 four times, last vs. UTRGV (11/16/24)

Steals

Season -
Career 3 vs. Tennessee Wesleyan (11/10/22)

Minutes

Season 18 vs. VMI (11/15/24)
Career 30 vs. Kentucky Christian (12/20/22)

Field Goals Made

Season 2 twice, last vs. VMI (11/15/24)
Career 4 three times, last at EIU (2/25/23)

Field Goals Attempted

Season 4 vs. Bryan College (11/7/24)
Career 7 twice, last at EIU (2/25/23)

3-Pt. Field Goals Made

Season 1 twice, last vs. VMI (11/15/24)
Career 2 four times, last at EIU (2/25/23)

3-Pt. Field Goals Attempted

Season 3 vs. Bryan College (11/7/24)
Career 4 twice, last at EIU (2/25/23)

Free Throws Made

Season 5 vs. VMI (11/15/24)
Career 5 twice, last vs. VMI (11/15/24)

Free Throws Attempted

Season 7 vs. VMI (11/15/24)
Career Same

CAREER STATS

				Field Goals		3-Point		F-Throws		Rebounds										Scoring	
SEASON	TEAM	GP-GS	MIN/AVG	FG-FGA	FG%	3FG-3FGA	3FG%	FT-FTA	FT%	OFF	DEF	TOT	AVG	PF-FO	A	TO	BLK	STL		PTS	AVG
2021-22	UM	6-0	14/2.4	2-5	.400	0-1	.000	0-1	.000	1	1	2	0.3	1-0	1	3	0	2		4	0.7
2022-23	TNTech	33-5	474/14.4	45-110	.409	12-45	.267	31-42	.738	37	61	98	3.0	28-0	24	21	2	22		133	4.0
2024-25	TNTech	5-0	66/13.1	5-14	.357	2-8	.250	9-12	.750	1	10	11	2.2	4-0	5	4	2	0		21	4.2
TOTAL FOR TNTech		38-5	540/14.2	50-124	.403	14-53	.264	40-54	.741	38	71	109	2.9	32-0	29	25	4	22		154	4.1
TOTAL		44-5	554/12.6	52-129	.403	14-54	.259	40-55	.727	39	72	111	2.5	33-0	30	28	4	24		158	3.6

11 GRANT STRONG

R-SO Guard | 6-6 | 185
Celina, Tenn. | Clay County HS

STRONG NOTES

- Tallied 9 pts, 4 reb, & 2 ast on 50 FG% shooting in Tech's exhibition against Oakland City (Oct. 29)
- Played 8 games before sitting out the rest of 2023-24 as a redshirt due to an upper-body injury
- Turned in a career-high 22 points vs. Kentucky Christian (Dec. 20, 2022)
- Named OVC Freshman of the Week twice in 2022-23 (Nov. 14 & Dec. 26)
- Led Clay County to its 1st state title, earning TSSAA Class A State Tournament MVP honors in 2021
- Finished 2nd on CCHS' all-time scoring list (2,774 pts); averaged 36.1 pts & 9.8 reb as a senior
- Recorded 6 of the top-10 single game scoring efforts in Clay County history
- 1 of 4 known local Celina natives to play for Tech & the 1st since Joey Coe (1989-90)
- 1 of 4 Mr. Basketball finalists for Tech (Tennessee - Class A, 2021 - Class 1A, 2022), winning twice
- Route to Tech: Clay County [TN] HS | • Named to the AD Honor Roll 3 times
- Majoring in EXPW/pre-physical therapy. | • Named to the OVC Commissioner's Honor Roll once

2024-25 GAME-BY-GAME STATS

OPPONENT	DATE	GS	MIN	FG-FGA	PCT	3FG-FGA	PCT	FT-FTA	PCT	OFF	DEF	TOT	PF	A	TO	BLK	STL	PTS
at Georgia	11/04/24		3	0-1	.000	0-1	.000	0-0	.000	0	0	0	0	0	0	0	0	0
Bryan College	11/07/24		20	2-5	.400	1-4	.250	3-3	1.000	1	4	5	0	2	1	0	1	8
West Georgia	11/12/24	G	18	2-3	.667	1-2	.500	0-0	.000	0	2	2	0	0	1	1	0	5
vs. VMI	11/15/24	G	20	0-3	.000	0-1	.000	0-0	.000	1	2	3	1	0	0	0	0	0
vs. UTRGV	11/16/24	G	18	0-2	.000	0-1	.000	0-0	.000	0	0	0	2	1	1	0	0	0
at UCF	11/19/24																	
Presbyterian	11/27/24																	
at Vanderbilt	11/29/24																	
at North Alabama	12/04/24																	
at West Georgia	12/07/24																	
at Western Illinois*	12/17/24																	
at Lindenwood*	12/19/24																	
Milligan	12/29/24																	
Southern Indiana*	01/02/25																	
Morehead State*	01/04/25																	
at Eastern Illinois*	01/09/25																	
at SIUE*	01/11/25																	
SE Missouri*	01/16/25																	
Little Rock*	01/18/25																	
at Tennessee St.*	01/23/25																	
at UT Martin*	01/25/25																	
at Morehead St.*	01/30/25																	
at Southern Ind.*	02/01/25																	
SIUE*	02/06/25																	
Eastern Illinois*	02/08/25																	
at Little Rock*	02/13/25																	
at SE Missouri*	02/15/25																	
UT Martin*	02/20/25																	
Tennessee State*	02/22/25																	
Western Illinois*	02/27/25																	
Lindenwood*	03/01/25																	



DI PRODUCTION TRACKER

	Last Season	This Season	Career
Had a Double-Double	-	-	-
Scored 10+ Points	1	-	5
Scored 15+ Points	-	-	1
Scored 20+ Points	-	-	1
Double-Digit Rebounds	-	-	-
Led Tech in Scoring	-	-	1
Led Tech in 3-Pointers (Made)	1	-	1
Led Tech in Rebounds	1	-	3
Led Tech in Assists	2	-	3
Made 3+ 3-Pointers	-	-	-
Had 5+ Rebounds	2	1	6
Had 5+ Assists	-	-	2



SEASON / CAREER STATS

Points

Season 8 vs. Bryan College (11/7/24)
Career 22 vs. Kentucky Christian (12/20/22)

Rebounds

Season 5 vs. Bryan College (11/7/24)
Career 7 vs. Truett McConnell (11/22/22)

Assists

Season 2 vs. Bryan College (11/7/24)
Career 6 vs. Kentucky Christian (12/20/22)

Blocks

Season 1 vs. West Georgia (11/12/24)
Career 1 five times, last vs. UWG (11/12/24)

Steals

Season 1 vs. Bryan College (11/7/24)
Career 3 vs. Eastern Illinois (1/5/23)

Minutes

Season 20 twice, last vs. VMI (11/15/24)
Career 30 vs. Midway (11/16/23)

Field Goals Made

Season 2 twice, last vs. UWG (11/12/24)
Career 9 vs. Kentucky Christian (12/20/22)

Field Goals Attempted

Season 5 vs. Bryan College (11/7/24)
Career 12 vs. Kentucky Christian (12/20/22)

3-Pt. Field Goals Made

Season 1 twice, last vs. UWG (11/12/24)
Career 2 four times, last vs. LIP (11/14/23)

3-Pt. Field Goals Attempted

Season 4 vs. Bryan College (11/7/24)
Career 5 twice, last vs. EIU (1/5/23)

Free Throws Made

Season 3 vs. Bryan College (11/7/24)
Career 4 vs. Kentucky Christian (12/20/22)

Free Throws Attempted

Season 3 vs. Bryan College (11/7/24)
Career 4 twice, last vs. MID (11/16/23)

CAREER STATS

				Field Goals		3-Point		F-Throws		Rebounds											Scoring	
SEASON	TEAM	GP-GS	MIN/AVG	FG-FGA	FG%	3FG-3FGA	3FG%	FT-FTA	FT%	OFF	DEF	TOT	AVG	PF-FO	A	TO	BLK	STL			PTS	AVG
2022-23	TNTech	31-11	435/14.0	51-118	.432	12-50	.240	18-22	.818	11	39	50	1.6	35-0	40	27	3	14			132	4.3
2023-24	TNTech	8-2	155/19.3	11-30	.367	5-14	.357	5-8	.625	2	21	23	2.9	14-0	12	10	1	0			32	4.0
2024-25	TNTech	5-3	78/15.7	4-14	.286	2-9	.222	3-3	1.000	2	8	10	2.0	3-0	3	3	1	1			13	2.6
TOTAL		44-16	668/15.2	66-162	.407	19-73	.260	26-33	.788	15	68	83	1.9	52-0	55	40	5	15			177	4.0

12 MATTHEW SELLS

SR Guard | 6-3 | 180
Rickman, Tenn. | Lincoln Memorial



SELLS NOTES

- Drained a season-high 3 triples for a season-high 9 pts vs. UTRGV (Nov. 16)
- Made his Tech debut with 3 pts & 1 reb in 12 minutes off the bench at Georgia (Nov. 4)
- Played for former Tech guard and current LMU head coach Jeremiah Samarrippas (2012-14)
- Named to the 2021-22 South Atlantic Conference All-Freshman TM
- Led LMU with 80 triples as a freshman & 82 treys as a sophomore
- Shot 40.8 3FG% in 2021-22, 39.6 3FG% in 2022-23, & 37.6 3FG% in 2023-24
- 1 of 3 Golden Eagles to boast a regional school's career scoring mark (2,672 pts @ Livingston), breaking former Tech guard Chase Dunn's (2009-11) mark
- Also broke Dunn's LA single-game record with 51 pts as a senior
- 1 of 3 known local Rickman natives to play for Tech & the 1st since Jon Miller (1984-86)
- 1 of 5 walk-ons on the 2024-25 Tech roster
- Route to Tech: Livingston Academy [TN] > Lincoln Memorial
- Majoring in interdisciplinary studies

2024-25 GAME-BY-GAME STATS

OPPONENT	DATE	GS	MIN	FG-FGA	PCT	3FG-FGA	PCT	FT-FTA	PCT	OFF	DEF	TOT	PF	A	TO	BLK	STL	PTS
at Georgia	11/04/24		12	1-2	.500	1-2	.500	0-0	.000	0	1	1	1	0	0	0	0	3
Bryan College	11/07/24	G	15	0-4	.000	0-4	.000	0-0	.000	0	0	0	0	1	0	0	0	0
West Georgia	11/12/24		10	1-2	.500	1-2	.500	2-4	.500	0	1	1	1	0	0	0	1	5
vs. VMI	11/15/24		18	1-4	.250	1-4	.250	0-0	.000	0	2	2	1	3	2	0	1	3
vs. UTRGV	11/16/24		19	3-6	.500	3-5	.600	0-0	.000	0	1	1	1	0	2	0	0	9
at UCF	11/19/24																	
Presbyterian	11/27/24																	
at Vanderbilt	11/29/24																	
at North Alabama	12/04/24																	
at West Georgia	12/07/24																	
at Western Illinois*	12/17/24																	
at Lindenwood*	12/19/24																	
Milligan	12/29/24																	
Southern Indiana*	01/02/25																	
Morehead State*	01/04/25																	
at Eastern Illinois*	01/09/25																	
at SIUE*	01/11/25																	
SE Missouri*	01/16/25																	
Little Rock*	01/18/25																	
at Tennessee St.*	01/23/25																	
at UT Martin*	01/25/25																	
at Morehead St.*	01/30/25																	
at Southern Ind.*	02/01/25																	
SIUE*	02/06/25																	
Eastern Illinois*	02/08/25																	
at Little Rock*	02/13/25																	
at SE Missouri*	02/15/25																	
UT Martin*	02/20/25																	
Tennessee State*	02/22/25																	
Western Illinois*	02/27/25																	
Lindenwood*	03/01/25																	



DI PRODUCTION TRACKER

	Last Season	This Season	Career
Had a Double-Double	-	-	-
Scored 10+ Points	-	-	-
Scored 15+ Points	-	-	-
Scored 20+ Points	-	-	-
Double-Digit Rebounds	-	-	-
Led Tech in Scoring	-	-	-
Led Tech in 3-Pointers (Made)	-	1	1
Led Tech in Rebounds	-	-	-
Led Tech in Assists	-	-	-
Made 3+ 3-Pointers	-	1	1
Had 5+ Rebounds	-	-	-
Had 5+ Assists	-	-	-



SEASON / CAREER STATS

Points	
Season	9 vs. UTRGV (11/16/24)
Career	Same
Rebounds	
Season	2 vs. VMI (11/15/24)
Career	Same
Assists	
Season	3 vs. VMI (11/15/24)
Career	Same
Blocks	
Season	-
Career	-
Steals	
Season	1 twice, last vs. VMI (11/15/24)
Career	Same
Minutes	
Season	19 vs. UTRGV (11/16/24)
Career	Same
Field Goals Made	
Season	3 vs. UTRGV (11/16/24)
Career	Same
Field Goals Attempted	
Season	5 vs. UTRGV (11/16/24)
Career	Same
3-Pt. Field Goals Made	
Season	3 vs. UTRGV (11/16/24)
Career	Same
3-Pt. Field Goals Attempted	
Season	5 vs. UTRGV (11/16/24)
Career	Same
Free Throws Made	
Season	2 vs. West Georgia (11/12/24)
Career	Same
Free Throws Attempted	
Season	4 vs. West Georgia (11/12/24)
Career	Same

CAREER STATS

				Field Goals		3-Point		F-Throws		Rebounds										Scoring	
SEASON	TEAM	GP-GS	MIN/AVG	FG-FGA	FG%	3FG-3FGA	3FG%	FT-FTA	FT%	OFF	DEF	TOT	AVG	PF-FO	A	TO	BLK	STL	PTS	AVG	
2021-22	LM	31-11	773/24.9	110-245	.449	80-196	.408	30-35	.857	4	82	86	2.8	52-0	37	21	3	16	330	10.6	
2022-23	LM	35-20	842/24.0	110-260	.423	82-207	.396	48-58	.828	6	86	92	2.6	58-1	76	27	2	24	350	10.0	
2023-24	LM	30-19	762/25.4	82-194	.423	56-149	.376	31-41	.756	4	64	68	2.3	40-0	43	29	1	14	251	8.4	
2024-25	TNTech	5-1	74/14.8	6-18	.333	6-17	.353	2-4	.500	0	5	5	1.0	4-0	4	4	0	2	20	4.0	
TOTAL FOR TNTech		5-1	74/14.8	6-18	.333	6-17	.353	2-4	.500	0	5	5	1.0	4-0	4	4	0	2	20	4.0	
TOTAL		101-51	2450/24.3	308-717	.430	224-569	.394	111-138	.804	14	237	251	2.5	154-1	160	81	6	56	951	9.4	

15 RYLEE SAMONS

SO Forward | 6-7 | 195
Pikeville, Ky. | Pikeville HS



SAMONS NOTES

Last Name Pronounced: SAM-uns

- Played 23 games off the bench last season, firing 38.8% from distance
- 19 of his 24 made FG in 2023-24 came from beyond the arc
- Dropped a season-high 20 pts vs. Alice Lloyd (Dec. 3), firing 6-of-6 FG, 5-of-5 3FG, & 3-of-3 FT
- Named OVC co-Freshman of the Week (Dec. 4) last season
- As a senior, named All-State 2nd TM, All-Mountain 1st TM, & KABC Region 15 Player of the Year
- Helped lead PHS to an All "A" State title, claiming State Championship MVP honors as a senior
- Fired 89 makes from distance while shooting 43.6% from deep as a senior
- Scored 2,351 pts, hauled in 668 reb, & drained in more than 331 triples in his prep career
- 1 of 4 Mr. Basketball finalists on the Tech roster (Kentucky - Region 15, 2023)
- Route to Tech: Pikeville [KY] HS
- Majoring in business management | • Named to the OVC Commissioner's HR once & AD HR 2x

2024-25 GAME-BY-GAME STATS

OPPONENT	DATE	GS	MIN	FG-FGA	PCT	3FG-FGA	PCT	FT-FTA	PCT	OFF	DEF	TOT	PF	A	TO	BLK	STL	PTS
at Georgia	11/04/24								INJ									
Bryan College	11/07/24								INJ									
West Georgia	11/12/24								DNP									
vs. VMI	11/15/24								DNP									
vs. UTRGV	11/16/24	2		0-0	.000	0-0	.000	0-0	.000	0	1	1	0	0	0	0	0	0
at UCF	11/19/24																	
Presbyterian	11/27/24																	
at Vanderbilt	11/29/24																	
at North Alabama	12/04/24																	
at West Georgia	12/07/24																	
at Western Illinois*	12/17/24																	
at Lindenwood*	12/19/24																	
Milligan	12/29/24																	
Southern Indiana*	01/02/25																	
Morehead State*	01/04/25																	
at Eastern Illinois*	01/09/25																	
at SIUE*	01/11/25																	
SE Missouri*	01/16/25																	
Little Rock*	01/18/25																	
at Tennessee St.*	01/23/25																	
at UT Martin*	01/25/25																	
at Morehead St.*	01/30/25																	
at Southern Ind.*	02/01/25																	
SIUE*	02/06/25																	
Eastern Illinois*	02/08/25																	
at Little Rock*	02/13/25																	
at SE Missouri*	02/15/25																	
UT Martin*	02/20/25																	
Tennessee State*	02/22/25																	
Western Illinois*	02/27/25																	
Lindenwood*	03/01/25																	



DI PRODUCTION TRACKER

	Last Season	This Season	Career
Had a Double-Double	-	-	-
Scored 10+ Points	2	-	2
Scored 15+ Points	1	-	1
Scored 20+ Points	1	-	1
Double-Digit Rebounds	-	-	-
Led Tech in Scoring	-	-	-
Led Tech in 3-Pointers (Made)	2	-	2
Led Tech in Rebounds	-	-	-
Led Tech in Steals	-	-	-
Made 3+ 3-Pointers	2	-	2
Had 5+ Rebounds	-	-	-
Had 3+ Steals	-	-	-



SEASON / CAREER STATS

Points

Season —
Career 20 vs. Alice Lloyd (12/3/23)

Rebounds

Season 1 vs. UTRGV (11/16/24)
Career 4 at UT Martin (2/29/24)

Assists

Season —
Career 2 three times, last vs. USI (2/1/24)

Blocks

Season —
Career 1 twice, last vs. USI (2/1/24)

Steals

Season —
Career 1 twice, last at SIUE (1/27/24)

Minutes

Season 2 vs. UTRGV (11/16/24)
Career 30 vs. Southern Indiana (2/1/24)

Field Goals Made

Season —
Career 6 vs. Alice Lloyd (12/3/23)

Field Goals Attempted

Season —
Career 8 vs. Southern Indiana (2/1/24)

3-Pt. Field Goals Made

Season —
Career 5 vs. Alice Lloyd (12/3/23)

3-Pt. Field Goals Attempted

Season —
Career 6 at SIUE (1/27/24)

Free Throws Made

Season —
Career 3 vs. Alice Lloyd (12/3/23)

Free Throws Attempted

Season —
Career 3 vs. Alice Lloyd (12/3/23)

CAREER STATS

				Field Goals		3-Point		F-Throws		Rebounds									Scoring	
SEASON	TEAM	GP-GS	MIN/AVG	FG-FGA	FG%	3FG-3FGA	3FG%	FT-FTA	FT%	OFF	DEF	TOT	AVG	PF-FO	A	TO	BLK	STL	PTS	AVG
2023-24	TNTech	23-0	323/14.1	24-60	.400	19-49	.388	3-3	1.000	5	16	21	0.9	27-0	10	8	2	3	70	3.0
2024-25	TNTech	1-0	2/2.3	0-0	.000	0-0	.000	0-0	.000	0	1	1	1.0	0-0	0	0	0	0	0	0.0
TOTAL		24-0	325/13.6	24-60	.400	19-49	.388	3-3	1.000	5	17	22	0.9	27-0	10	8	2	3	70	2.9

30 COLIN AYERS

FR Guard | 6-0 | 170
Hilham, Tenn. | Cookeville HS



AYERS NOTES

Last Name Pronounced: AY-ers

- Played for former Tech star and Cookeville head coach Josh Heard and with current Golden Eagle teammate Josh Heard
- Helped lead Cookeville to the TSSAA 4A regular season title, a district championship, region crown, sub-state boat, & runner-up finish at the 2024 state tournament
- Named to TSSAA 4A State All-Tournament TM & was MVP of both the district & region tourneys
- Represents the first known local Hilham native to play for Tech
- 1 of 5 walk-ons on the 2024-25 Tech roster
- 1 of 2 true freshman on the 2024-25 Tech roster
- Route to Tech: Cookeville [TN] HS
- Majoring in biology health sciences

2024-25 GAME-BY-GAME STATS

OPPONENT	DATE	GS	MIN	FG-FGA	PCT	3FG-FGA	PCT	FT-FTA	PCT	OFF	DEF	TOT	PF	A	TO	BLK	STL	PTS
at Georgia	11/04/24							DNP										
Bryan College	11/07/24							DNP										
West Georgia	11/12/24							DNP										
vs. VMI	11/15/24							DNP										
vs. UTRGV	11/16/24							DNP										
at UCF	11/19/24																	
Presbyterian	11/27/24																	
at Vanderbilt	11/29/24																	
at North Alabama	12/04/24																	
at West Georgia	12/07/24																	
at Western Illinois*	12/17/24																	
at Lindenwood*	12/19/24																	
Milligan	12/29/24																	
Southern Indiana*	01/02/25																	
Morehead State*	01/04/25																	
at Eastern Illinois*	01/09/25																	
at SIUE*	01/11/25																	
SE Missouri*	01/16/25																	
Little Rock*	01/18/25																	
at Tennessee St.*	01/23/25																	
at UT Martin*	01/25/25																	
at Morehead St.*	01/30/25																	
at Southern Ind.*	02/01/25																	
SIUE*	02/06/25																	
Eastern Illinois*	02/08/25																	
at Little Rock*	02/13/25																	
at SE Missouri*	02/15/25																	
UT Martin*	02/20/25																	
Tennessee State*	02/22/25																	
Western Illinois*	02/27/25																	
Lindenwood*	03/01/25																	



DI PRODUCTION TRACKER

	Last Season	This Season	Career
Had a Double-Double	-	-	-
Scored 10+ Points	-	-	-
Scored 15+ Points	-	-	-
Scored 20+ Points	-	-	-
Double-Digit Assists	-	-	-
Led Tech in Scoring	-	-	-
Led Tech in 3-Pointers (Made)	-	-	-
Led Tech in Assists	-	-	-
Led Tech in Steals	-	-	-
Made 3+ 3-Pointers	-	-	-
Had 5+ Assists	-	-	-
Had 3+ Steals	-	-	-



CAREER STATS

				Field Goals		3-Point		F-Throws		Rebounds										Scoring	
SEASON	TEAM	GP-GS	MIN/AVG	FG-FGA	FG%	3FG-3FGA	3FG%	FT-FTA	FT%	OFF	DEF	TOT	AVG	PF-FO	A	TO	BLK	STL	PTS	AVG	
2024-25	TNTech	0-0	0/0.0	0-0	.000	0-0	.000	0-0	.000	0	0	0	0.0	0-0	0	0	0	0	0	0.0	
TOTAL FOR TNTech		0-0	0/0.0	0-0	.000	0-0	.000	0-0	.000	0	0	0	0.0	0-0	0	0	0	0	0	0.0	
TOTAL		0-0	0/0.0	0-0	.000	0-0	.000	0-0	.000	0	0	0	0.0	0-0	0	0	0	0	0	0.0	

33 BOGDAN ZIMONJIC

SR Guard | 6-5 | 190
Belgrade, Serbia | Florida Atlantic



ZIMONJIC NOTES

Pronounced: BOHG-don zee-MON-zich

- Completed in 22 of 31 games last season for Tech, averaging 1.8 pts & 1.2 reb
- Matched his career-high with 8 pts and 2-for-3 showing from deep at SEMO (Feb. 8) last season
- Tied career-high with 8 pts vs. Alice Lloyd (Dec. 3), finishing 3-for-3 FG with 3 ast last year
- Played in the U-19 Serbian league in 2020-21, averaging 16.7 pts, 3.6 reb, & 2.5 ast per game
- 3rd Tech hooper from Serbia, joining assistant coach Milos Babic (1987-90) & Aleksa Jugovic (2014-18) | • 1 of 2 international Golden Eagles on the 2024-25 roster
- 1 of 6 Division I transfers on the 2024-25 Tech roster
- Route to Tech: Gimnazija Svet Sava [Serbia] > Florida Atlantic
- Named to the C-USA Commissioner's Honor Roll once
- Named to the OVC Commissioner's Honor Roll twice | • Named to the AD Honor Roll 4 times
- Majoring in business with a concentration in information and technology

2024-25 GAME-BY-GAME STATS

OPPONENT	DATE	GS	MIN	FG-FGA	PCT	3FG-FGA	PCT	FT-FTA	PCT	OFF	DEF	TOT	PF	A	TO	BLK	STL	PTS
at Georgia	11/04/24							DNP										
Bryan College	11/07/24							DNP										
West Georgia	11/12/24							ILL										
vs. VMI	11/15/24							DNP										
vs. UTRGV	11/16/24	2		0-1	.000	0-1	.000	0-0	.000	0	0	0	0	0	0	0	0	0
at UCF	11/19/24																	
Presbyterian	11/27/24																	
at Vanderbilt	11/29/24																	
at North Alabama	12/04/24																	
at West Georgia	12/07/24																	
at Western Illinois*	12/17/24																	
at Lindenwood*	12/19/24																	
Milligan	12/29/24																	
Southern Indiana*	01/02/25																	
Morehead State*	01/04/25																	
at Eastern Illinois*	01/09/25																	
at SIUE*	01/11/25																	
SE Missouri*	01/16/25																	
Little Rock*	01/18/25																	
at Tennessee St.*	01/23/25																	
at UT Martin*	01/25/25																	
at Morehead St.*	01/30/25																	
at Southern Ind.*	02/01/25																	
SIUE*	02/06/25																	
Eastern Illinois*	02/08/25																	
at Little Rock*	02/13/25																	
at SE Missouri*	02/15/25																	
UT Martin*	02/20/25																	
Tennessee State*	02/22/25																	
Western Illinois*	02/27/25																	
Lindenwood*	03/01/25																	



DI PRODUCTION TRACKER

	Last Season	This Season	Career
Had a Double-Double	-	-	-
Scored 10+ Points	-	-	-
Scored 15+ Points	-	-	-
Scored 20+ Points	-	-	-
Double-Digit Rebounds	-	-	-
Led Tech in Scoring	-	-	-
Led Tech in 3-Pointers (Made)	1	-	1
Led Tech in Rebounds	-	-	-
Led Tech in Assists	-	-	-
Made 3+ 3-Pointers	-	-	-
Had 5+ Rebounds	-	-	-
Had 5+ Assists	-	-	-



SEASON / CAREER STATS

*at Florida Atlantic

Points	
Season	-
Career	8 three times, last at SEMO (2/8/24)
Rebounds	
Season	-
Career	4 three times, last at SEMO (2/8/24)
Assists	
Season	-
Career	3 twice, last vs. ALC (12/3/23)
Blocks	
Season	-
Career	-
Steals	
Season	-
Career	3 vs. Kentucky Christian (12/20/22)
Minutes	
Season	2 vs. UTRGV (11/16/24)
Career	23 at Southeast Missouri (2/8/24)
Field Goals Made	
Season	-
Career	3 three times, last vs. ALC (12/3/23)
Field Goals Attempted	
Season	1 vs. UTRGV (11/16/24)
Career	7 vs. Tennessee Wesleyan (11/10/22)
3-Pt. Field Goals Made	
Season	-
Career	2 twice, last at SEMO (2/8/24)
3-Pt. Field Goals Attempted	
Season	vs. UTRGV (11/16/24)
Career	5 vs. Tennessee Wesleyan (11/10/22)
Free Throws Made	
Season	-
Career	3 vs. Kentucky Christian (12/20/22)
Free Throws Attempted	
Season	-
Career	4 twice, last at SIUE (1/27/24)

CAREER STATS

				Field Goals		3-Point		F-Throws		Rebounds				Scoring						
SEASON	TEAM	GP-GS	MIN/AVG	FG-FGA	FG%	3FG-3FGA	3FG%	FT-FTA	FT%	OFF	DEF	TOT	AVG	PF-FO	A	TO	BLK	STL	PTS	AVG
2021-22	FAU	18-0	103/5.7	13-31	.419	8-17	.471	4-6	.667	6	8	14	0.8	6-0	4	2	0	6	38	2.1
2022-23	TNTech	17-0	118/7.0	8-32	.250	3-16	.188	4-7	.571	7	10	17	1.0	13-0	6	5	0	4	23	1.4
2023-24	TNTech	22-0	169/7.7	13-35	.371	6-21	.286	7-11	.636	8	18	26	1.2	6-0	7	9	0	3	39	1.8
2024-25	TNTech	1-0	2/2.3	0-1	.000	0-1	.000	0-0	.000	0	0	0	0.0	0-0	0	0	0	0	0	0.0
TOTAL FOR TNTech		40-0	289/7.2	21-68	.309	9-38	.237	11-18	.611	15	28	43	1.1	19-0	13	14	0	7	62	1.6
TOTAL		58-0	392/6.8	34-99	.343	17-55	.309	15-24	.625	21	36	57	1.0	25-0	17	16	0	13	100	1.7

34 DAVID CRAIG

JR Center | 7-2 | 235
Johannesburg, South Africa | Mercer



CRAIG NOTES

- Racked up 5 dunks while averaging 7 pts & 3 reb in Tech's 2 exhibitions
- Missed the entire OVC season in 2023-24 due to an upper-body injury
- Piled up a season-high 12 pts on 6-for-7 shooting with 4 dunks vs. Alice Lloyd (Dec. 3) last year
- Delivered a double-double of 10 pts & 12 reb at Florida State (Nov. 21, 2022) for Mercer
- Rocked the rim for 16 dunks with Mercer in 2022-23, averaging 5.5 pts & 4.2 reb in 26 games
- All-State as a senior at The McCallie School, setting school's single-season FG% record of 75.0%
- Just the 5th Golden Eagle from Africa since 1983-84
- 1 of 2 international Golden Eagles on the 2024-25 roster | • 1st Tech hooper from South Africa
- 1 of 6 Division I transfers on the 2023-24 Tech roster
- Route to Tech: The McCallie School [TN] > Mercer
- Majoring in English with a concentration in creative writing | • Named to the AD honor roll once

2024-25 GAME-BY-GAME STATS

OPPONENT	DATE	GS	MIN	FG-FGA	PCT	3FG-FGA	PCT	FT-FTA	PCT	OFF	DEF	TOT	PF	A	TO	BLK	STL	PTS
at Georgia	11/04/24		2	0-1	.000	0-0	.000	0-0	.000	0	0	0	0	0	0	0	0	0
Bryan College	11/07/24																	
West Georgia	11/12/24	4	1-1	1.000	0-0	.000	0-0	.000	0	1	1	0	0	0	0	0	0	2
vs. VMI	11/15/24	3	0-0	.000	0-0	.000	0-0	.000	0	0	0	1	0	1	0	0	0	0
vs. UTRGV	11/16/24																	
at UCF	11/19/24																	
Presbyterian	11/27/24																	
at Vanderbilt	11/29/24																	
at North Alabama	12/04/24																	
at West Georgia	12/07/24																	
at Western Illinois*	12/17/24																	
at Lindenwood*	12/19/24																	
Milligan	12/29/24																	
Southern Indiana*	01/02/25																	
Morehead State*	01/04/25																	
at Eastern Illinois*	01/09/25																	
at SIUE*	01/11/25																	
SE Missouri*	01/16/25																	
Little Rock*	01/18/25																	
at Tennessee St.*	01/23/25																	
at UT Martin*	01/25/25																	
at Morehead St.*	01/30/25																	
at Southern Ind.*	02/01/25																	
SIUE*	02/06/25																	
Eastern Illinois*	02/08/25																	
at Little Rock*	02/13/25																	
at SE Missouri*	02/15/25																	
UT Martin*	02/20/25																	
Tennessee State*	02/22/25																	
Western Illinois*	02/27/25																	
Lindenwood*	03/01/25																	



DI PRODUCTION TRACKER

	Last Season	This Season	Career
Had a Double-Double	-	-	3
Scored 10+ Points	1	-	7
Scored 15+ Points	-	-	2
Scored 20+ Points	-	-	-
Double-Digit Rebounds	-	-	4
Led Tech in Scoring	-	-	-
Led Tech in Rebounds	1	-	1
Led Tech in Blocks	3	-	3
Led Tech in Steals	-	-	-
Had 5+ Rebounds	3	-	13
Had 3+ Blocks	1	-	1
Had 3+ Steals	-	-	-



SEASON / CAREER STATS

*at Mercer

Points

Season	2 vs. West Georgia (11/12/24)
Career	18 vs. Fairfield (11/26/22)*

Rebounds

Season	1 vs. West Georgia (11/12/24)
Career	12 at Florida State (11/21/22)*

Assists

Season	—
Career	2 at Georgia State (11/15/22)*

Blocks

Season	—
Career	3 vs. Bethel (12/12/23)

Steals

Season	—
Career	1 five times, last at UT (11/6/23)

Minutes

Season	4 vs. West Georgia (11/12/24)
Career	26 vs. Wofford (1/4/23)*

Field Goals Made

Season	1 vs. West Georgia (11/12/24)
Career	7 vs. Fairfield (11/26/22)*

Field Goals Attempted

Season	1 twice, last vs. UWG (11/12/24)
Career	10 vs. Fairfield (11/26/22)*

3-Pt. Field Goals Made

Season	—
Career	—

3-Pt. Field Goals Attempted

Season	—
Career	—

Free Throws Made

Season	—
Career	4 two times, last vs. FU (11/26/22)*

Free Throws Attempted

Season	—
Career	7 vs. Fairfield (11/26/22)*

CAREER STATS

				Field Goals		3-Point		F-Throws		Rebounds				Scoring						
SEASON	TEAM	GP-GS	MIN/AVG	FG-FGA	FG%	3FG-3FGA	3FG%	FT-FTA	FT%	OFF	DEF	TOT	AVG	PF-FO	A	TO	BLK	STL	PTS	AVG
2022-23	Mercer	26-10	354/13.6	56-101	.554	0-0	.000	30-51	.588	27	82	109	4.2	30-0	12	24	11	3	142	5.5
2023-24	TNTech	13-8	146/11.2	12-24	.500	0-0	.000	8-22	.364	9	24	33	2.5	13-0	2	9	5	2	32	2.5
2024-25	TNTech	3-0	9/3.2	1-2	.500	0-0	.000	0-0	.000	0	1	1	0.3	1-0	0	1	0	0	2	0.7
TOTAL FOR TNTech		16-8	155/9.7	13-26	.500	0-0	.000	8-22	.364	9	25	34	2.1	14-0	2	10	5	2	34	2.1
TOTAL		42-18	509/12.1	69-127	.543	0-0	.000	38-73	.521	36	107	143	3.4	44-0	14	34	16	5	176	4.2

40 JOSH HEARD

FR Guard | 6-5 | 180
Cookeville, Tenn. | Cookeville HS



HEARD NOTES

- Helped lead Cookeville to the TSSAA 4A regular season title, a district championship, region crown, sub-state boat, & runner-up finish at the 2024 state tournament
- Played for his father, Josh Heard, who was a 2-time All-OVC honoree for the Golden Eagles (1998-00), still owns the top 2 single-season 3-point FG marks, & ranks 4th in career 3FG for Tech
- Named All-State, All-Region, & All-District while earning District & Region MVP honors as a senior
- The 17th known local Cookeville native to play for Tech & first since Bailey Gilliam (2021-23)
- 1 of 3 Golden Eagles to boast a regional school's career scoring mark (1,780 pts @ Cookeville), breaking former Tech guard Mitchell Hill's (2010-14) mark
- 1 of 5 walk-ons on the 2024-25 Tech roster | • 1 of 2 true freshman on the 2024-25 Tech roster
- Route to Tech: Cookeville [TN] HS
- Majoring in political science

2024-25 GAME-BY-GAME STATS

OPPONENT	DATE	GS	MIN	FG-FGA	PCT	3FG-FGA	PCT	FT-FTA	PCT	OFF	DEF	TOT	PF	A	TO	BLK	STL	PTS
at Georgia	11/04/24							DNP										
Bryan College	11/07/24							INJ										
West Georgia	11/12/24							INJ										
vs. VMI	11/15/24							DNP										
vs. UTRGV	11/16/24							DNP										
at UCF	11/19/24																	
Presbyterian	11/27/24																	
at Vanderbilt	11/29/24																	
at North Alabama	12/04/24																	
at West Georgia	12/07/24																	
at Western Illinois*	12/17/24																	
at Lindenwood*	12/19/24																	
Milligan	12/29/24																	
Southern Indiana*	01/02/25																	
Morehead State*	01/04/25																	
at Eastern Illinois*	01/09/25																	
at SIUE*	01/11/25																	
SE Missouri*	01/16/25																	
Little Rock*	01/18/25																	
at Tennessee St.*	01/23/25																	
at UT Martin*	01/25/25																	
at Morehead St.*	01/30/25																	
at Southern Ind.*	02/01/25																	
SIUE*	02/06/25																	
Eastern Illinois*	02/08/25																	
at Little Rock*	02/13/25																	
at SE Missouri*	02/15/25																	
UT Martin*	02/20/25																	
Tennessee State*	02/22/25																	
Western Illinois*	02/27/25																	
Lindenwood*	03/01/25																	



DI PRODUCTION TRACKER

	Last Season	This Season	Career
Had a Double-Double	-	-	-
Scored 10+ Points	-	-	-
Scored 15+ Points	-	-	-
Scored 20+ Points	-	-	-
Double-Digit Rebounds	-	-	-
Led Tech in Scoring	-	-	-
Led Tech in 3-Pointers (Made)	-	-	-
Led Tech in Rebounds	-	-	-
Led Tech in Assists	-	-	-
Made 3+ 3-Pointers	-	-	-
Had 5+ Rebounds	-	-	-
Had 5+ Assists	-	-	-



SEASON / CAREER STATS

Points	
Season	-
Career	-
Rebounds	
Season	-
Career	-
Assists	
Season	-
Career	-
Blocks	
Season	-
Career	-
Steals	
Season	-
Career	-
Minutes	
Season	-
Career	-
Field Goals Made	
Season	-
Career	-
Field Goals Attempted	
Season	-
Career	-
3-Pt. Field Goals Made	
Season	-
Career	-
3-Pt. Field Goals Attempted	
Season	-
Career	-
Free Throws Made	
Season	-
Career	-
Free Throws Attempted	
Season	-
Career	-

CAREER STATS

				Field Goals		3-Point		F-Throws		Rebounds										Scoring	
SEASON	TEAM	GP-GS	MIN/AVG	FG-FGA	FG%	3FG-3FGA	3FG%	FT-FTA	FT%	OFF	DEF	TOT	AVG	PF	FO	A	TO	BLK	STL	PTS	AVG
2024-25	TNTech	0-0	0/0.0	0-0	.000	0-0	.000	0-0	.000	0	0	0	0.0	0-0	0	0	0	0	0	0	0.0
TOTAL FOR TNTech		0-0	0/0.0	0-0	.000	0-0	.000	0-0	.000	0	0	0	0.0	0-0	0	0	0	0	0	0	0.0
TOTAL		0-0	0/0.0	0-0	.000	0-0	.000	0-0	.000	0	0	0	0.0	0-0	0	0	0	0	0	0	0.0

THE LAST TIME

LAST TIME A TENNESSEE TECH PLAYER...

Scored 40+ Points: 50 by Kevin Murphy vs. SIUE (1-30-12)

Scored 35+ Points: 35 by Torrance Rowe vs. Jackson State (11-24-15)

Scored 30+ Points: 31 by Jr. Clay vs. Austin Peay (2-25-21)

Scored 25+ Points: 27 by Rodney Johnson Jr. vs. Bryan College (11-7-24)

Scored 30 or More Points in Back-To-Back Games:

Kevin Murphy with 50 vs. SIUE (1-30-13) and 33 at Austin Peay (2-2-12)

Scored 25 or More Points in Back-To-Back Games:

Aleksa Jugovic with 25 at UT Martin (1-13-16) and 27 vs. Southeast Missouri (1-16-16)

Scored 20 or More Points in Back-To-Back Games:

Josiah Davis with 20 at Southeast Missouri (2-8-24) and 20 at Lindenwood (2-10-24)
David Early with 26 vs. Bethel (12-12-23) and 21 vs. North Alabama (12-16-23)
Jayvis Harvey with 22 at ETSU (12-10-23) and 24 vs. Bethel (12-12-23)

Grabbed 20+ Rebounds: 20 by Lorenzo Coleman vs. Middle Tennessee (2-8-96)

Grabbed 15+ Rebounds: 15 by Grant Slatten vs. Kentucky Christian (12-20-22)

Grabbed 10+ Rebounds: 11 by Daniel Egbuniwe at UT Martin (2-29-24)

Made 15+ Field Goals: 16 by Kevin Murphy vs. SIUE (1-30-12)

Made 10+ Field Goals: 12 by Rodney Johnson Jr. vs. Bryan College (11-7-24)

Went Perfect From the Field (min 6): 6-of-6 by Rylee Samons vs. Alice Lloyd (12-3-23)

Made 8+ 3-Pointers: 10 by Corey Tillery vs. Warren Wilson (12-6-18)

Made 7+ 3-Pointers: 7 by Cade Crosland vs. Jacksonville State (2-13-20)

Made 6+ 3-Pointers: 6 by Jayvis Harvey vs. Bethel (12-12-23)
6 by David Early vs. Alice Lloyd (12-3-23)

Made a 3-Pointer in 10+ Straight Games:

13 by Jayvis Harvey from (12-10-23) to (2-3-24)
10 by David Early from (11-19-23) to (12-28-23)

Made a 3-Pointer in 15+ Straight Games:

21 by Ty Perry from (12-20-22) to (3-4-23)

Made a 3-Pointer in 20+ Straight Games:

21 by Ty Perry from (12-20-22) to (3-4-23)
40 by Jr. Clay from (1-18-20) to (11-16-21)

Made 15+ Free Throws: 15 by Torrance Rowe at Murray State (1-7-16)

Made 10+ Free Throws: 10 by Jayvis Harvey at Southern Indiana (1-6-24)

Attempted 15+ Free Throws: 15 by Torrance Rowe at Murray State (1-7-16)

Attempted 10+ Free Throws: 10 by Jayvis Harvey at Southern Indiana (1-6-24)

Went Perfect From the Free Throw Line (min 8):

8-of-8 by Jayvis Harvey vs. Southeast Missouri (1-13-24)
10-of-10 by Jayvis Harvey at Southern Indiana (1-6-24)

Had 15+ Assists: 15 by Maurice Houston vs. Morehead State (3-5-93)

Had 10+ Assists: 11 by Keishawn Davidson vs. Belmont (2-5-22)

Had 12+ Assists and 0 Turnovers: 12 by Torrance Rowe vs. Southeast Missouri (1-16-16)

Had 8+ Assists and 0 Turnovers: 8 by Keishawn Davidson vs. SIUE (1-20-22)

Had 7+ Steals: 7 by Courtney Alexander II at Eastern Kentucky (11-21-17)

Had 5+ Steals: 5 by Jaylon Johnson vs. West Georgia (11-12-24)
6 by Jaylen Sebree vs. Chattanooga (11-30-22)

Had 5+ Blocks: 5 by Daniel Egbuniwe vs. West Georgia (11-12-24)

Played Every Minute of a Game: 40 by Jayvis Harvey vs. SIUE (2-22-24)

Had a Double-Double: Josiah Davis with 20 points & 13 rebounds at Lindenwood (2-10-24)

Had a Triple-Double: Lorenzo Coleman with 18 points, 11 rebounds, and 10 blocks at Oral Roberts (1-30-95)

Had a Double-Double Without Points:

Will Moore with 10 rebounds and 11 assists vs. East Tennessee State (12-17-03)

Hit a Shot at the Buzzer to Win a Game:

Brett Thompson hit a pull-up jumper just outside the paint to defeat Southeast Missouri, 82-80 (2-4-23)

Hit a Shot in the Closing Seconds to Win a Game:

Jaylon Johnson turned in a layup with 6 seconds to defeat VMI at the Greenbrier Tip-Off, 72-71 (11-15-24)

Hit a Free Throw in the Closing Seconds to Win a Game:

Dane Quest sunk two free throws with 5.7 seconds remaining to give Tech a 62-60 victory at Southeast Missouri (2-8-20)

LAST TIME TENNESSEE TECH...

Scored 110+ Points: 117 vs. Montreat (12-16-21)

Scored 105+ Points: 109 vs. Oakwood (11-14-21)

Scored 100+ Points: 108 vs. Alice Lloyd (12-3-23)

Allowed 100+ Points: 100 vs. UT Martin (2-18-23)

Held an Opponent Under 30 Points: 29 vs. Carolina (11-14-14)

Held an OVC Opponent Under 50 Points: 49 vs. Eastern Illinois (1-5-23)

Scored 60+ Points in a Half: 60 (1st half) vs. Kentucky Christian (12-20-22)

Scored 50+ Points in a Half: 52 (2nd half) vs. Bryan College (11-7-24)

Did Not Score 20+ Points in a Half: 19 (1st half) at SIUE (1-27-24)

Grabbed 55+ Rebounds: 55 vs. Kentucky Christian (12-20-22)

Grabbed 50+ Rebounds: 54 vs. Oakwood (11-14-21)

Grabbed 45+ Rebounds: 45 vs. UT Martin (3-4-23)

Made 40+ Field Goals: 40 vs. Alice Lloyd (12-3-23)

Made 35+ Field Goals: 37 vs. Belmont (2-5-22)

Attempted 80+ Field Goals: 86 vs. Kentucky Christian (12-20-22)

Attempted 70+ Field Goals: 71 vs. Coppin State (11-17-22)

Attempted 65+ Field Goals: 66 vs. Lipscomb (11-14-23)

Made 15 3-Pointers: 18 vs. Alice Lloyd (12-3-23)

Made 10 3-Pointers: 11 vs. UTRGV (11-16-24)

Attempted 30 3-Pointers: 35 vs. UTRGV (11-16-24)

Attempted 25 3-Pointers: 25 vs. Eastern Illinois (2-24-24)

Made 35+ Free Throws: 37 vs. Lipscomb (11-29-17)

Made 30+ Free Throws: 34 at Murray State (1-7-16)

Attempted 45+ Free Throws: 49 vs. Lipscomb (11-29-15)

Attempted 40+ Free Throws: 40 vs. ETSU (11-27-13)

Had 25+ Assists: 31 vs. Alice Lloyd (12-3-23)

Had 20+ Assists: 24 vs. Bryan College (11-7-24)

Had 20+ Steals: 20 vs. Hillsdale College (12-19-13)

Had 15+ Steals: 17 vs. Tennessee Wesleyan (11-10-22)

Had 10+ Blocks: 11 vs. Oakwood (11-14-21)

Never Trailed in a Game: vs. Alice Lloyd (12-3-23)

Overcame a 15-Point Deficit to Win:

Trailed 45-25 in first half, won 79-75 in overtime at Presbyterian (11-22-23)

Overcame a 10-Point Deficit to Win:

Trailed 14-0 in first half, won 62-53 in overtime at Lindenwood (2-10-24)

Overcame a 15-Point Halftime Deficit to Win:

Trailed 52-37 in second half, won 63-61 vs. East Tennessee State (12-2-15)

Overcame a 10-Point Halftime Deficit to Win:

Trailed 40-28 at the break, won 79-75 in overtime at Presbyterian (11-22-23)

Did Not Make a 3-Pointer: vs. UNC Asheville (11-18-21)

Had Two Players with 20+ Points: Josiah Davis (24) and Jayvis Harvey (23) vs. SIUE (2-22-24)

Had Three Players with 20+ Points: Jayvis Harvey (22), Rodney Johnson Jr. (21) and David Early (20) at Presbyterian (11-22-23)

Had Two Players with 30+ Points: Frank Jones (32) and Tom Schmidt (30) vs. Eastern Kentucky (1-31-76)

Had Six Players in Double-Figures: Grant Strong (22), Jaylen Sebree (16), Erik Oliver (13), Nolan Causwell (12), Grant Slatten (10), and Walter Peggs Jr. (10) vs. Kentucky Christian (12-20-22)

Had Two Players with a Double-Double:

Jaylen Sebree (16 pts., 10 reb.) and Grant Slatten (10 pts., 15 reb.) vs. Kentucky Christian (12-20-22)

Had Three Players with a Double-Double:

Milos Babic (17 pts., 10 reb.), Jerome Rodgers (20 pts., 10 reb.) and Earl Wise (30 pts., 14 reb.) vs. Freed-Hardeman (1-5-89)

Had Four Players with a Double-Double:

Anthony Avery (22 pts., 10 reb.), Milos Babic (17 pts., 11 reb.), Jerome Rodgers (21 pts., 12 reb.), and Earl Wise (21 pts., 12 reb.) vs. Newberry (2-4-89)

Did Not Have a Player Score in Double-Figures:

at UNCG (11-15-19) & vs. Montana State (11-17-19)

Held an Opponent Without a Double-Figure Scorer:

vs. Eastern Illinois (1-5-23)

Won in Overtime: 62-53 at Lindenwood (2-10-24)
79-75 at Presbyterian (11-22-23)

Won in 2 OT: 90-83 vs. Samford (2-5-04)

Won in 3 OT: 109-105 vs. UT Martin (1-13-11)

Won in 4 OT: N/A

Won in 5 OT: 85-80 vs. Eastern Kentucky (12-6-54)

Won After Trailing with 2 Minutes to Play:

Trailed 67-64 with 1:42 left to play in regulation and won 70-67 against North Alabama (12-16-23)

Had a 5-Game Winning Streak: 5 (1-5-23) to (1-19-23)

Had a 5-Game Losing Streak: 6 (1-18-24) to (2-8-24)
6 (11-27-22) to (12-17-22)

TENNESSEE TECH BASKETBALL

RESULTS

Record:	Overall	Home	Away	Neutral
All Games	3-2	2-0	0-1	1-1
Conference	0-0	0-0	0-0	0-0
Non-Conference	3-2	2-0	0-1	1-1

Date	Opponent	W/L	Score	Attendance	Record	OVC	Scoring Leader	Rebounds Leader	Assist Leader
11/04/24	at Georgia	L	83-78	6,193	0-1	0-0	Cameron (21)	Johnson Jr. (7)	Johnson (7)
11/07/24	Bryan College	W	89-74	639	1-1	0-0	Johnson Jr. (27)	Johnson (6)	Johnson (9)
11/12/24	West Georgia	W	76-73	716	2-1	0-0	Egbuniwe (18)	Egbuniwe (7)	Johnson (9)
								Johnson Jr. (7)	
11/15/24	vs. VMI [^]	W	72-71	508	3-1	0-0	Johnson (13)	Slatten (6)	Layton (6)
							Johnson Jr. (13)		
11/16/24	vs. UTRGV [^]	W	83-58	218	3-2	0-0	Johnson (13)	Egbuniwe (8)	Egbuniwe (3)
									Johnson (3)
11/19/24	at UCF								
11/27/24	Presbyterian								
11/29/24	at Vanderbilt								
12/04/24	at North Alabama								
12/07/24	at West Georgia								
12/17/24	at Western Illinois*								
12/19/24	at Lindenwood*								
12/29/24	Milligan								
01/02/25	Southern Indiana*								
01/04/25	Morehead State*								
01/09/25	at Eastern Illinois*								
01/11/25	at SIUE*								
01/16/25	Southeast Missouri*								
01/18/25	Little Rock*								
01/23/25	at Tennessee State*								
01/25/25	at UT Martin*								
01/30/25	at Morehead State*								
02/01/25	at Southern Indiana*								
02/06/25	SIUE*								
02/08/25	Eastern Illinois*								
02/13/25	at Little Rock*								
02/15/25	at Southeast Missouri*								
02/20/25	UT Martin*								
02/22/25	Tennessee State*								
02/27/25	Western Illinois*								
03/01/25	Lindenwood*								

* Indicates Ohio Valley Conference game

[^] Indicates Greenbrier Tip-Off game (White Sulphur Springs, W.Va.)

SUPERLATIVES

ATTENDANCE SUMMARY

	Games	Totals	Average
Home	2	1,355	678
Away	1	6,193	6,193
Neutral	2	726	363
Total	5	8,274	1,655

TECH'S RECORD WHEN...

Leading at the half	3-0
Trailing at the half	0-2
Tied at the half	0-0

Tech leads in rebounds	0-0
Opponents lead in rebounds	3-2
Rebounds are equal	0-0

Tech has more fouls	0-2
Opponent has more fouls	2-0
Fouls are equal	1-0

Tech has more assists	3-0
Opponent has more assists	0-1
Assists are equal	0-1

Tech has more turnovers	0-1
Opponent has more turnovers	3-0
Turnovers are equal	0-1

Tech has more blocks	2-0
Opponent has more blocks	1-1
Blocks are equal	0-1

Tech has more steals	1-0
Opponent has more steals	1-1
Steals are equal	1-1

Tech shoots 50% or better	1-0
Opponent shoots 50% or better	0-1
Tech has a better FG %	3-0
Opponent has a better FG %	0-2

Tech has a better 3-pt. FG %	1-1
Opponent has a better 3-pt. FG %	1-1

Tech attempts more free throws	3-0
Opponent attempts more free throws	0-2
Tech has a better free throw %	0-1
Opp. has a better free throw %	3-1

Tech scores 80+ points	1-0
Tech scores 65 or fewer points	0-1
Opponent scores 80+ points	0-2
Opponent scores 65 or fewer points	0-0

In November	3-2
In December	0-0
In January	0-0
In February	0-0
In March	0-0

On Monday	0-1
On Tuesday	1-0
On Wednesday	0-0
On Thursday	1-0
On Friday	1-0
On Saturday	0-1
On Sunday	0-0

Starting Lineups

W-L	G	G	G/F	G/F	F/C
2-1	Johnson	Layton	Strong	Egbuniwe	Johnson Jr.
1-0	Johnson	Layton	Sells	Egbuniwe	Johnson Jr.
0-1	Johnson	Layton	Cameron	Egbuniwe	Ajiboye

Margin of Victory/Defeat

	1	2	3	4	5	6	7	8	9	10	11-15	16-19	20-24	25+
Wins	1	-	1	-	-	-	-	-	-	-	1	-	-	-
Losses	-	-	-	-	1	-	-	-	-	-	-	-	-	1

Most First Half Points

Tech	45	West Georgia (11/12/24)
Opponents	42	at Georgia (11/4/24)

Most Second Half Points

Tech	52	vs. Bryan College (11/7/24)
Opponents	43	West Georgia (11/12/24)

Fewest First Half Points

Tech	31	vs. UTRGV (11/16/24)
Opponents	30	West Georgia (11/12/24)

Fewest Second Half Points

Tech	27	vs. UTRGV (11/16/24)
Opponents	40	vs. VMI (11/15/24)

Largest Halftime Lead

Tech	15	West Georgia (11/12/24)
Opponents	10	vs. UTRGV (11/16/24)

Largest Margin of Victory

Tech	15	vs. Bryan College (11/7/24)
Opponents	25	vs. UTRGV (11/16/24)

Jump Balls Controlled

Tech	4	R. Johnson Jr.	2	6
Opponents	1	J. Johnson	2	2

How Scored First Points

3-Pointer	3	D. Egbuniwe	1	1
Jump Shot	2	Kyle Layton	-	1
Free Throw	0	Grant Strong	-	1
Lay-up	0			
Tip-In	0			
Dunk	0			
Hook Shot	0			

Scored Tech's First Points

R. Johnson Jr.	2	David Craig	-	1
Kyle Layton	2			
D. Egbuniwe	1			

First Off Tech Bench

Ray Glasgow	2	Kyle Layton	1	1
Ola Ajiboye	2	Grant Strong	-	3
David Craig	2	Grant Slatten	-	1
Grant Slatten	2			
Matthew Sells	1			
Grant Strong	1			

Dunks

R. Johnson Jr.	3	15
Ola Ajiboye	1	10
D. Egbuniwe	1	5
David Craig	-	21
Grant Slatten	-	3
B. Zimonjic	-	3
Grant Strong	-	2
Matthews Sells	-	1

Pts. Leader*

R. Johnson Jr.	2	6
J. Johnson	2	2
M. Cameron	1	1
D. Egbuniwe	1	1
Kyle Layton	-	1
Grant Strong	-	1

Reb. Leader*

D. Egbuniwe	2	17
R. Johnson Jr.	2	9
Grant Slatten	1	3
J. Johnson	1	1
Grant Strong	-	3
David Craig	-	1

Ast. Leader*

J. Johnson	4	4
D. Egbuniwe	1	5
Kyle Layton	1	1
Grant Strong	-	3
Grant Slatten	-	1

Stl. Leader*

J. Johnson	4	4
Kyle Layton	2	7
R. Johnson Jr.	1	2
Ray Glasgow	1	1
Grant Slatten	-	4
Grant Strong	-	4
D. Egbuniwe	-	11
David Craig	-	1
B. Zimonjic	-	1

Blk. Leader*

Ola Ajiboye	3	3
D. Egbuniwe	2	14
Grant Slatten	1	2
R. Johnson Jr.	-	8
David Craig	-	3
Rylee Samons	-	2
Grant Strong	-	2
Kyle Layton	-	1

3FG Leader*

J. Johnson	3	3
Kyle Layton	2	11
D. Egbuniwe	2	2
R. Johnson Jr.	1	5
M. Cameron	1	1
Ray Glasgow	1	1
Matthew Sells	1	1
Rylee Samons	-	2
Grant Strong	-	1
B. Zimonjic	-	1

10+ Points

R. Johnson Jr.	5	15
J. Johnson	4	4
D. Egbuniwe	3	12
Ray Glasgow	3	3
Kyle Layton	2	7
Grant Slatten	1	4
M. Cameron	1	1
David Craig	-	7
Grant Strong	-	5
Ola Ajiboye	-	3
Rylee Samons	-	2

20+ Points

R. Johnson Jr.	1	2
M. Cameron	1	1
D. Egbuniwe	1	1
Rylee Samons	-	1
Grant Strong	-	1

30+ Points

-	-	-
---	---	---

10+ Reb.

D. Craig	-	4
D. Egbuniwe	-	3
R. Johnson Jr.	-	2
Grant Slatten	-	2
Ola Ajiboye	-	1

10 +Ast.

-	-	-
---	---	---

Double-Doubles

D. Craig	-	3
D. Egbuniwe	-	3
R. Johnson Jr.	-	1
Grant Slatten	-	1

Free Throws in Final Four Minutes + OT

J. Johnson	2-2
Matthew Sells	2-4
Ola Ajiboye	1-2
M. Cameron	1-2
D. Egbuniwe	1-2
Kyle Layton	0-1
R. Johnson Jr.	0-3

* includes all ties

TENNESSEE TECH BASKETBALL

INDIVIDUAL POINTS-REBOUNDS-ASSISTS / BLOCKS

OPPONENT	0 EGBUNIWE	1 CAMERON	2 LAYTON	3 JOHNSON	4 GLASGOW	5 JOHNSON JR.	7 NICHOLLS	8 AJIBOYE
at Georgia	9-3-0	21-3-1	14-2-0	12-2-7	DNP	12-7-0	INJ	2-1-2
Bryan College	22-5-1	INJ	3-4-2	16-6-9	10-4-3	27-3-0	INJ	2-2-4
West Georgia	18-7-5	INJ	10-1-1	8-4-9	10-3-0	10-7-1	INJ	3-2-0
vs. VMI^	12-3-1	INJ	9-3-6	13-4-1	11-5-3	13-5-0	INJ	1-0-1
vs. UTRGV^	8-8-0	INJ	6-0-1	13-3-3	4-0-1	12-3-0	INJ	6-2-0
at UCF								
Presbyterian								
at Vanderbilt								
at North Alabama								
at West Georgia								
at Western Illinois*								
at Lindenwood*								
Milligan								
Southern Indiana*								
Morehead State*								
at Eastern Illinois*								
at SIUE*								
Southeast Missouri*								
Little Rock*								
at Tennessee State*								
at UT Martin*								
at Morehead State*								
at Southern Indiana*								
SIUE*								
Eastern Illinois*								
at Little Rock*								
at Southeast Missouri*								
UT Martin*								
Tennessee State*								
Western Illinois*								
Lindenwood*								

Bold indicates double-double / Third statistic for Egbuniwe, Johnson Jr., Nicholls, and Ajiboye is blocks.

INDIVIDUAL POINTS-REBOUNDS-ASSISTS / BLOCKS

OPPONENT	10 SLATTEN	11 STRONG	12 SELLS	15 SAMONS	30 AYERS	33 ZIMONJIC	34 CRAIG	40 HEARD
at Georgia	5-0-1	0-0-0	3-1-0	INJ	DNP	DNP	0-0-0	DNP
Bryan College	1-3-1	8-5-2	0-0-1	INJ	DNP	DNP	DNP	INJ
West Georgia	5-1-0	5-2-0	5-1-0	DNP	DNP	ILL	5-2-0	INJ
vs. VMI^	10-6-2	0-3-0	3-2-3	DNP	DNP	DNP	0-0-0	DNP
vs. UTRGV^	0-1-1	0-0-1	9-1-0	0-1-0	DNP	0-0-0	DNP	DNP
at UCF								
Presbyterian								
at Vanderbilt								
at North Alabama								
at West Georgia								
at Western Illinois*								
at Lindenwood*								
Milligan								
Southern Indiana*								
Morehead State*								
at Eastern Illinois*								
at SIUE*								
Southeast Missouri*								
Little Rock*								
at Tennessee State*								
at UT Martin*								
at Morehead State*								
at Southern Indiana*								
SIUE*								
Eastern Illinois*								
at Little Rock*								
at Southeast Missouri*								
UT Martin*								
Tennessee State*								
Western Illinois*								
Lindenwood*								

Bold indicates double-double / Third statistic for Craig is blocks.

TENNESSEE TECH BASKETBALL

2024-25 TECH GAME-BY-GAME

				Total		3-Pointers		Free throws		Rebounds											
Opponent	Date	Score		FG-FGA	PCT	3FG-3FGA	PCT	FT-FTA	PCT	OFF	DEF	TOT	AVG	PF	A	TO	BLK	STL	PTS	AVG	
at Georgia	11/04/2024	78-83	L	30-61	.492	11-28	.393	7-11	.636	6	19	25	25.0	18	15	13	2	7	78	78.0	
Bryan	11/07/2024	89-74	W	31-63	.492	13-38	.342	14-17	.824	3	33	36	30.5	8	24	6	6	3	89	83.5	
West Ga.	11/12/2024	76-73	W	29-55	.527	10-30	.333	8-16	.500	5	25	30	30.3	13	17	15	7	12	76	81.0	
vs VMI	11/15/2024	72-71	W	24-59	.407	11-30	.367	13-21	.619	9	26	35	31.5	17	22	12	2	8	72	78.8	
vs UTRGV	11/16/2024	58-83	L	23-61	.377	11-35	.314	1-2	.500	7	17	24	30.0	16	10	13	1	7	58	74.6	
Total		373		137-299	.458	56-161	.348	43-67	.642	30	120	150	30.0	72	88	59	18	37	373	74.6	
Opponents		384		146-335	.436	38-126	.302	54-69	.783	73	144	217	43.4	66	80	64	11	42	384	76.8	

2024-25 OPPONENT GAME-BY-GAME

				Total		3-Pointers		Free throws		Rebounds											
Opponent	Date	Score		FG-FGA	PCT	3FG-3FGA	PCT	FT-FTA	PCT	OFF	DEF	TOT	AVG	PF	A	TO	BLK	STL	PTS	AVG	
at Georgia	11/04/2024	78-83	L	34-66	.515	4-18	.222	11-18	.611	16	28	44	44.0	14	15	13	4	10	83	83.0	
Bryan	11/07/2024	89-74	W	29-72	.403	10-28	.357	6-6	1.000	9	30	39	41.5	11	17	8	2	6	74	78.5	
West Ga.	11/12/2024	76-73	W	29-69	.420	6-18	.333	9-12	.750	17	26	43	42.0	14	15	16	1	11	73	76.7	
vs VMI	11/15/2024	72-71	W	23-64	.359	8-32	.250	17-18	.944	15	29	44	42.5	17	16	15	3	8	71	75.3	
vs UTRGV	11/16/2024	58-83	L	31-64	.484	10-30	.333	11-15	.733	16	31	47	43.4	10	17	12	1	7	83	76.8	
Total		384		146-335	.436	38-126	.302	54-69	.783	73	144	217	43.4	66	80	64	11	42	384	76.8	
Tennessee Tech		373		137-299	.458	56-161	.348	43-67	.642	30	120	150	30.0	72	88	59	18	37	373	74.6	

2024-25 OVERALL/CONFERENCE STATS

Summary

Player	Overall Statistics										Conference Statistics									
	GP-GS	MIN/G	FG%	3FG%	FT%	R/G	A/G	STL	BLK	PTS/G	GP-GS	MIN/G	FG%	3FG%	FT%	R/G	A/G	STL	BLK	PTS/G
CAMERON, Mekhi	1-1	35.4	.636	.500	.667	3.0	1.0	0	0	21.0	0-0	0.0	.000	.000	.000	0.0	0.0	0	0	0.0
JOHNSON JR., Rodney	5-4	27.4	.574	.500	.400	5.0	1.6	5	1	14.8	0-0	0.0	.000	.000	.000	0.0	0.0	0	0	0.0
EGBUNIWE, Daniel	5-5	26.9	.596	.409	.444	5.2	3.6	1	7	13.8	0-0	0.0	.000	.000	.000	0.0	0.0	0	0	0.0
JOHNSON, Jaylon	5-5	35.2	.368	.333	.889	3.8	5.8	12	0	12.4	0-0	0.0	.000	.000	.000	0.0	0.0	0	0	0.0
GLASGOW, Ray	4-0	16.2	.480	.333	.778	3.0	1.8	3	0	8.8	0-0	0.0	.000	.000	.000	0.0	0.0	0	0	0.0
LAYTON, Kyle	5-5	31.7	.381	.294	.000	2.0	2.0	9	0	8.4	0-0	0.0	.000	.000	.000	0.0	0.0	0	0	0.0
SLATTEN, Grant	5-0	13.1	.357	.250	.750	2.2	1.0	0	2	4.2	0-0	0.0	.000	.000	.000	0.0	0.0	0	0	0.0
SELLS, Matthew	5-1	14.8	.333	.353	.500	1.0	0.8	2	0	4.0	0-0	0.0	.000	.000	.000	0.0	0.0	0	0	0.0
AJIBOYE, Ola	5-1	12.4	.429	.000	.500	1.4	0.6	4	7	2.8	0-0	0.0	.000	.000	.000	0.0	0.0	0	0	0.0
STRONG, Grant	5-3	15.7	.286	.222	1.000	2.0	0.6	1	1	2.6	0-0	0.0	.000	.000	.000	0.0	0.0	0	0	0.0
CRAIG, David	3-0	3.2	.500	.000	.000	0.3	0.0	0	0	0.7	0-0	0.0	.000	.000	.000	0.0	0.0	0	0	0.0
ZIMONJIC, Bogdan	1-0	2.3	.000	.000	.000	0.0	0.0	0	0	0.0	0-0	0.0	.000	.000	.000	0.0	0.0	0	0	0.0
SAMONS, Rylee	1-0	2.3	.000	.000	.000	1.0	0.0	0	0	0.0	0-0	0.0	.000	.000	.000	0.0	0.0	0	0	0.0
Totals	5		.458	.348	.642	30.0	17.6	37	18	74.6	0		.000	.000	.000	0.0	0.0	0	0	0.0
Opponent	5		.436	.302	.783	43.4	16.0	42	11	76.8	0		.000	.000	.000	0.0	0.0	0	0	0.0

Scoring

Player	Overall Statistics								Conference Statistics							
	FG-FGA	FG%	3FG-3FGA	3FG%	FT-FTA	FT%	PTS	PTS/G	FG-FGA	FG%	3FG-3FGA	3FG%	FT-FTA	FT%	PTS	PTS/G
CAMERON, Mekhi	7-11	.636	3-6	.500	4-6	.667	21	21.0	0-0	.000	0-0	.000	0-0	.000	0	0.0
JOHNSON JR., Rodney	31-54	.574	8-16	.500	4-10	.400	74	14.8	0-0	.000	0-0	.000	0-0	.000	0	0.0
EGBUNIWE, Daniel	28-47	.596	9-22	.409	4-9	.444	69	13.8	0-0	.000	0-0	.000	0-0	.000	0	0.0
JOHNSON, Jaylon	21-57	.368	12-36	.333	8-9	.889	62	12.4	0-0	.000	0-0	.000	0-0	.000	0	0.0
GLASGOW, Ray	12-25	.480	4-12	.333	7-9	.778	35	8.8	0-0	.000	0-0	.000	0-0	.000	0	0.0
LAYTON, Kyle	16-42	.381	10-34	.294	0-1	.000	42	8.4	0-0	.000	0-0	.000	0-0	.000	0	0.0
SLATTEN, Grant	5-14	.357	2-8	.250	9-12	.750	21	4.2	0-0	.000	0-0	.000	0-0	.000	0	0.0
SELLS, Matthew	6-18	.333	6-17	.353	2-4	.500	20	4.0	0-0	.000	0-0	.000	0-0	.000	0	0.0
AJIBOYE, Ola	6-14	.429	0-0	.000	2-4	.500	14	2.8	0-0	.000	0-0	.000	0-0	.000	0	0.0
STRONG, Grant	4-14	.286	2-9	.222	3-3	1.000	13	2.6	0-0	.000	0-0	.000	0-0	.000	0	0.0
CRAIG, David	1-2	.500	0-0	.000	0-0	.000	2	0.7	0-0	.000	0-0	.000	0-0	.000	0	0.0
ZIMONJIC, Bogdan	0-1	.000	0-1	.000	0-0	.000	0	0.0	0-0	.000	0-0	.000	0-0	.000	0	0.0
SAMONS, Rylee	0-0	.000	0-0	.000	0-0	.000	0	0.0	0-0	.000	0-0	.000	0-0	.000	0	0.0
Totals	137-299	.458	56-161	.348	43-67	.642	373	74.6	0-0	.000	0-0	.000	0-0	.000	0	0.0
Opponent	146-335	.436	38-126	.302	54-69	.783	384	76.8	0-0	.000	0-0	.000	0-0	.000	0	0.0

Totals

Player	Overall Statistics										Conference Statistics									
	O-REB	D-REB	TOTAL	PF	FO	A	TO	A/TO	HI	PTS	O-REB	D-REB	TOTAL	PF	FO	A	TO	A/TO	HI	PTS
CAMERON, Mekhi	0	3	3	3	0	1	3	0.3		21	0	0	0	0	0	0	0	0.0		0
JOHNSON JR., Rodney	4	21	25	10	0	8	6	1.3		27	0	0	0	0	0	0	0	0.0		0
EGBUNIWE, Daniel	8	18	26	10	0	18	10	1.8		22	0	0	0	0	0	0	0	0.0		0
JOHNSON, Jaylon	1	18	19	8	0	29	11	2.6		16	0	0	0	0	0	0	0	0.0		0
GLASGOW, Ray	2	10	12	7	0	7	6	1.2		11	0	0	0	0	0	0	0	0.0		0
LAYTON, Kyle	2	8	10	11	0	10	8	1.3		14	0	0	0	0	0	0	0	0.0		0
SLATTEN, Grant	1	10	11	4	0	5	4	1.3		10	0	0	0	0	0	0	0	0.0		0
SELLS, Matthew	0	5	5	4	0	4	4	1.0		9	0	0	0	0	0	0	0	0.0		0
AJIBOYE, Ola	2	5	7	11	1	3	3	1.0		6	0	0	0	0	0	0	0	0.0		0
STRONG, Grant	2	8	10	3	0	3	3	1.0		8	0	0	0	0	0	0	0	0.0		0
CRAIG, David	0	1	1	1	0	0	1	0.0		2	0	0	0	0	0	0	0	0.0		0
ZIMONJIC, Bogdan	0	0	0	0	0	0	0	0.0		0	0	0	0	0	0	0	0	0.0		0
SAMONS, Rylee	0	1	1	0	0	0	0	0.0		0	0	0	0	0	0	0	0	0.0		0
Totals	30	120	150	72	1	88	59	1.5		89	0	0	0	0	0	0	0	0.0		0
Opponent	73	144	217	66	1	80	64	1.3		83	0	0	0	0	0	0	0	0.0		0

TENNESSEE TECH BASKETBALL

TTU INDIVIDUAL HIGHS

POINTS	27		Rodney Johnson Jr. vs Bryan (11/07/2024)
	22		Daniel Egbuniwe vs Bryan (11/07/2024)
	21		Mekhi Cameron at Georgia (11/04/2024)
	18		Daniel Egbuniwe vs West Ga. (11/12/2024)
	16		Jaylon Johnson vs Bryan (11/07/2024)
FIELD GOALS MADE	12		Rodney Johnson Jr. vs Bryan (11/07/2024)
	8		Daniel Egbuniwe vs Bryan (11/07/2024)
FIELD GOAL ATTEMPTS	17		Rodney Johnson Jr. vs Bryan (11/07/2024)
	13		Jaylon Johnson vs VMI (N) (11/15/2024)
FIELD GOAL PERCENTAGE (min 5 made)	.714	(5-7)	Rodney Johnson Jr. vs West Ga. (11/12/2024)
	.706	(12-17)	Rodney Johnson Jr. vs Bryan (11/07/2024)
3 PT FG MADE	4		Daniel Egbuniwe vs Bryan (11/07/2024)
	3		Matthew Sells vs UTRGV (N) (11/16/2024)
	3		Jaylon Johnson vs UTRGV (N) (11/16/2024)
	3		Rodney Johnson Jr. vs UTRGV (N) (11/16/2024)
	3		Jaylon Johnson vs VMI (N) (11/15/2024)
	3		Kyle Layton vs VMI (N) (11/15/2024)
	3		Jaylon Johnson vs Bryan (11/07/2024)
	3		Rodney Johnson Jr. vs Bryan (11/07/2024)
	3		Mekhi Cameron at Georgia (11/04/2024)
	8		Jaylon Johnson vs UTRGV (N) (11/16/2024)
3 PT FG ATTEMPTS	8		Kyle Layton vs VMI (N) (11/15/2024)
	8		Kyle Layton vs West Ga. (11/12/2024)
	8		Jaylon Johnson vs Bryan (11/07/2024)
	8		Jaylon Johnson vs Bryan (11/07/2024)
3 PT FG PERCENTAGE (min 2 made)	1.000	(2-2)	Rodney Johnson Jr. at Georgia (11/04/2024)
	.750	(3-4)	Rodney Johnson Jr. vs Bryan (11/07/2024)
FREE THROWS MADE	5		Grant Slatten vs VMI (N) (11/15/2024)
			Jaylon Johnson vs Bryan (11/07/2024)
FREE THROW ATTEMPTS	7		Grant Slatten vs VMI (N) (11/15/2024)
	6		Rodney Johnson Jr. vs VMI (N) (11/15/2024)
	6		Daniel Egbuniwe vs West Ga. (11/12/2024)
	6		Mekhi Cameron at Georgia (11/04/2024)
	6		Mekhi Cameron at Georgia (11/04/2024)
FREE THROW PERCENTAGE (min 3 made)	1.000	(5-5)	Jaylon Johnson vs Bryan (11/07/2024)
	1.000	(3-3)	Grant Slatten vs West Ga. (11/12/2024)
	1.000	(3-3)	Grant Strong vs Bryan (11/07/2024)
	1.000	(3-3)	Grant Strong vs Bryan (11/07/2024)
REBOUNDS	8		Daniel Egbuniwe vs UTRGV (N) (11/16/2024)
	7		Daniel Egbuniwe vs West Ga. (11/12/2024)
	7		Rodney Johnson Jr. vs West Ga. (11/12/2024)
	7		Rodney Johnson Jr. at Georgia (11/04/2024)
ASSISTS	9		Jaylon Johnson vs West Ga. (11/12/2024)
	9		Jaylon Johnson vs Bryan (11/07/2024)
STEALS	5		Jaylon Johnson vs West Ga. (11/12/2024)
	4		Kyle Layton at Georgia (11/04/2024)
BLOCKED SHOTS	5		Daniel Egbuniwe vs West Ga. (11/12/2024)
	4		Ola Ajiboye vs Bryan (11/07/2024)
TURNOVERS	6		Jaylon Johnson at Georgia (11/04/2024)
	4		Ray Glasgow vs VMI (N) (11/15/2024)
	4		Daniel Egbuniwe vs West Ga. (11/12/2024)
	4		Kyle Layton vs West Ga. (11/12/2024)
FOULS	5		Ola Ajiboye at Georgia (11/04/2024)
	4		Ola Ajiboye vs UTRGV (N) (11/16/2024)
	4		Daniel Egbuniwe vs UTRGV (N) (11/16/2024)
	4		Daniel Egbuniwe vs VMI (N) (11/15/2024)
	4		Kyle Layton vs West Ga. (11/12/2024)

OPPONENT INDIVIDUAL HIGHS

POINTS	26		Asa Newell at Georgia (11/04/2024)
	22		Dalen Gales vs Bryan (11/07/2024)
	21		Augustinas Kiudulas vs VMI (N) (11/15/2024)
	20		Shelton Williams-Dryden vs West Ga. (11/12/2024)
	19		Kyric Davis vs West Ga. (11/12/2024)
FIELD GOALS MADE	13		Asa Newell at Georgia (11/04/2024)
	9		Kyric Davis vs West Ga. (11/12/2024)
FIELD GOAL ATTEMPTS	22		Asa Newell at Georgia (11/04/2024)
	19		Kyric Davis vs West Ga. (11/12/2024)
FIELD GOAL PERCENTAGE (min 5 made)	1.000	(5-5)	Howie Fleming Jr. vs UTRGV (N) (11/16/2024)
	.727	(8-11)	Dalen Gales vs Bryan (11/07/2024)
3 PT FG MADE	4		Dalen Gales vs Bryan (11/07/2024)
	4		Dakota Leffew at Georgia (11/04/2024)
3 PT FG ATTEMPTS	8		TJ Johnson vs VMI (N) (11/15/2024)
	7		K.T. Raimsey vs UTRGV (N) (11/16/2024)
	7		Demetrus Johnson II vs West Ga. (11/12/2024)
	7		Kole Torres vs Bryan (11/07/2024)
	7		Kole Torres vs Bryan (11/07/2024)
3 PT FG PERCENTAGE (min 2 made)	.800	(4-5)	Dalen Gales vs Bryan (11/07/2024)
	.667	(4-6)	Dakota Leffew at Georgia (11/04/2024)
	.667	(2-3)	Hasan Abdul Hakim vs UTRGV (N) (11/16/2024)
	.667	(2-3)	AJ Clark vs VMI (N) (11/15/2024)
FREE THROWS MADE	8		Augustinas Kiudulas vs VMI (N) (11/15/2024)
	5		Tyrin Lawrence at Georgia (11/04/2024)
FREE THROW ATTEMPTS	8		Augustinas Kiudulas vs VMI (N) (11/15/2024)
	7		Tyrin Lawrence at Georgia (11/04/2024)
FREE THROW PERCENTAGE (min 3 made)	1.000	(8-8)	Augustinas Kiudulas vs VMI (N) (11/15/2024)
	.800	(4-5)	Shelton Williams-Dryden vs West Ga. (11/12/2024)
REBOUNDS	12		Augustinas Kiudulas vs VMI (N) (11/15/2024)
	11		Asa Newell at Georgia (11/04/2024)
ASSISTS	7		Josh Baugher vs Bryan (11/07/2024)
	7		Tan Yildizoglu vs VMI (N) (11/15/2024)
	6		Demetrus Johnson II vs West Ga. (11/12/2024)
	6		Demetrus Johnson II vs West Ga. (11/12/2024)
STEALS	4		Kyric Davis vs West Ga. (11/12/2024)
	3		Demetrus Johnson II vs West Ga. (11/12/2024)
	3		Dakota Leffew at Georgia (11/04/2024)
BLOCKED SHOTS	3		Augustinas Kiudulas vs VMI (N) (11/15/2024)
	3		Asa Newell at Georgia (11/04/2024)
TURNOVERS	8		Kyric Davis vs West Ga. (11/12/2024)
	5		Tan Yildizoglu vs VMI (N) (11/15/2024)
FOULS	5		Augustinas Kiudulas vs VMI (N) (11/15/2024)
	4		Kolten Griffin vs West Ga. (11/12/2024)
	4		Kyric Davis vs West Ga. (11/12/2024)
	4		Cal Drake vs Bryan (11/07/2024)
	4		RJ Godfrey at Georgia (11/04/2024)
	4		Silas Demary Jr. at Georgia (11/04/2024)

TENNESSEE TECH BASKETBALL

GAME
1

TENNESSEE TECH
GEORGIA

78
83

Nov. 4, 2024 at Athens, Ga. - Stegeman Coliseum

Tennessee Tech - 78										Record: 0-1									
NO.	NAME	Min	FG		3P	FT	Rebounds		Fouls		TP	AS	TO	ST	Blocks		+/-	Shooting By Period	
			M	A			M	A	OR	DR					PF	FF			
0	Daniel Egbuniwe	F 28:26	4-9	1-4	0-0	0	3	3	1	0	9	2	1	0	0	1	-4	1st FG	15-33 45.5%
8	Ola Ajiboye	F 17:54	1-3	0-0	0-0	0	1	1	5	0	2	2	2	1	2	0	-6	FT	7-17 41.2%
1	Mekhi Cameron	G 35:22	7-11	3-6	4-6	0	3	3	3	4	21	1	3	0	0	2	0	2nd FG	15-28 53.6%
2	Kyle Layton	G 34:10	6-11	2-6	0-0	1	1	2	2	2	14	0	1	4	0	0	-8	FT	4-11 36.4%
3	Jaylon Johnson	G 36:04	4-12	1-6	3-4	0	2	2	3	4	12	7	6	1	0	0	-5	3PT	4-10 40%
12	Matthew Sells	G 11:49	1-2	1-2	0-0	0	1	1	1	1	3	0	0	0	0	0	-1	GM FG	30-61 49.2%
34	David Craig	01:55	0-1	0-0	0-0	0	0	0	0	1	0	0	0	0	0	0	-2	FT	11-28 39.3%
5	Rodney Johnson Jr.	21:03	5-8	2-2	0-1	3	4	7	3	2	12	2	0	1	0	0	7	FT	7-11 63.6%
10	Grant Slatten	10:17	2-3	1-1	0-0	0	0	0	0	0	5	1	0	0	0	1	-3	Dead Ball Rebounds: 1.0	
11	Grant Strong	03:00	0-1	0-1	0-0	0	0	0	0	0	0	0	0	0	0	0	-3		
Team						2			6										
Totals			30-61	11-28	7-11	6	19	25	18	14	78	15	13	7	2	4	-5		

Shooting By Period		
1 st FG%	15-33	45.5%
3PT%	7-17	41.2%
FT%	1-1	100%
2 nd FG%	15-28	53.6%
3PT%	4-11	36.4%
FT%	6-10	60%
GM FG%	30-61	49.2%
3PT%	11-28	39.3%
FT%	7-11	63.6%

Dead Ball Rebounds: 1, 0

Technical Fouls: NONE

Georgia - 83																				
Record: 1-0																				
NO.	Name	Min	FG	3P	FT	Rebounds	OR	DR	Fouls	TP	AS	TO	ST	Blocks	+/-					
			M	A	M	A								BS	BA					
10	RJ Godfrey	F 25:01	5-8	0-0	0-0	4	6	10	4	10	3	4	1	0	0	0				
14	Asa Newell	F 32:25	13-22	0-4	0-0	6	5	11	1	0	26	0	0	1	3	11				
0	Blue Cain	G 26:53	4-9	0-5	1-1	1	0	1	0	2	9	2	2	1	0	12				
5	Silas Demary Jr.	G 23:35	1-6	0-2	4-6	1	2	3	4	5	6	1	2	1	0	-13				
7	Tyrin Lawrence	G 34:34	1-6	0-1	5-7	0	7	7	2	4	7	3	2	2	0	10				
1	Dakota Leflew	27:54	7-10	4-6	0-0	0	3	3	0	1	18	3	1	3	0	9				
6	Somto Cyril	09:58	1-1	0-0	0-2	1	0	1	3	1	2	1	1	1	0	7				
13	Dylan James	09:58	1-1	0-0	1-2	0	2	2	0	1	3	2	0	0	0	-3				
25	Justin Abson	09:42	1-3	0-0	0-0	1	0	1	0	0	2	0	0	0	0	-8				
Team																				
Totals						34-66	4-18	11-18	16	28	44	14	18	83	15	13	10	4	2	5
															Shooting By Period					
															1st FG%		19-35 54.3%			
															2nd FG%		2-11 18.2%			
															3rd FG%		2-3 66.7%			
															4th FG%		1-1 50.0%			
															2nd FT%		15-31 48.4%			
															3rd FT%		2-7 28.6%			
															4th FT%		9-15 60.0%			
															GM FG%		34-66 51.5%			
															3PT%		4-18 22.2%			
															FT%		11-18 61.1%			
															Dead Ball Rebounds:		4.0			

Shooting By Period		
1 st FG%	19-35	54.3%
3PT%	2-11	18.2%
FT%	2-3	66.7%
2 nd FG%	15-31	48.4%
3PT%	2-7	28.6%
FT%	9-15	60%
GM FG%	34-66	51.5%
3PT%	4-18	22.2%
FT%	11-18	61.1%

Dead Ball Rebounds: 4, 0

Technical Fouls: NONE

TTU		UGA	
Biggest lead	2 (1 st 2:51)	9 (2 nd 7:00)	
Best Scoring Run	8 (2 nd 18:46)	9 (1 st 0:53)	
Lead Changes	12		
Times Tied	2		
Time with Lead	03:13	35:33	

Points from Turnovers		TTU	UGA
Paint		36	58
Second Chance		6	16
Fast Breaks		17	14
Bench		20	25

Period by Period Scoring			
	1st	2nd	TOT
TTU	38	40	78
UGA	42	41	83

GAME
2

BRYAN COLLEGE
TENNESSEE TECH

74
89

Nov. 7, 2024 at Cookeville, Tenn. - Eblen Center

Bryan College - 74										Record: 0-1									
NO.	NAME	Min	FG		3P	FT	Rebounds		Fouls		TP	AS	TO	ST	Blocks		+/-		
			M-A	%			M-A	%	OR	DR					PF	FD		BS	BA
33	Khellier Die	F 09:57	0-0	0-0	0-0	0	2	2	0	0	0	0	0	0	0	7			
21	Josh Baugher	C 28:20	5-10	1-1	0-0	2	5	7	1	1	11	7	0	2	0	-4	1st FG 14-36 38.9%		
1	Ian Johnson	G 26:12	4-13	0-5	2-2	4	6	0	2	10	2	1	2	0	1	-4	5-13 38.5%		
4	Regale Moore	G 20:36	1-6	0-2	0-0	1	2	3	2	1	2	3	1	0	0	-4	FT% 0-0 0%		
5	Dalen Gales	G 22:35	8-11	4-5	2-2	0	4	2	3	22	1	1	0	0	2	-14	2nd FG% 15-36 41.7%		
22	Trey Morrow	24:48	6-14	1-4	2-2	2	5	7	1	1	15	0	1	0	0	-13	3PT% 5-15 33.3%		
32	Cal Drake	23:29	0-3	0-0	0-0	1	0	1	4	0	0	0	2	0	2	-13	FT% 6-6 100%		
20	Kole Torres	21:54	3-9	3-7	0-0	1	6	7	0	0	9	1	1	1	0	-6	GM FG% 29-72 40.0%		
14	Haydn Moten	14:43	0-3	0-2	0-0	0	1	1	0	0	0	1	0	0	0	-15	3PT% 10-28 35.7%		
13	Andrew Lawrence	04:26	1-2	0-1	0-0	0	1	1	1	0	2	1	0	0	0	-5	FT% 6-6 100.0%		
12	Riley Hollman	01:30	0-0	0-0	0-0	0	0	0	0	0	0	0	0	0	0	0	Dead Ball Rebounds: 1.0		
15	Nick Chambliss	01:30	1-1	1-1	0-0	0	0	0	0	0	3	0	0	0	0	0			
Team																			
Totals			29-72	10-28	6-6	9	30	39	11	8	74	17	8	6	2	6	-15		

Shooting By Period		
1 st FG%	14-36	38.9%
3PT%	5-13	38.5%
FT%	0-0	0%
2 nd FG%	15-36	41.7%
3PT%	5-15	33.3%
FT%	6-6	100%
GM FG%	29-72	40.3%
3PT%	10-28	35.7%
FT%	6-6	100.0%

Dead Ball Rebounds: 1, 0

Technical Fouls: NONE

Tennessee Tech - 89																	
Record: 1-1																	
NO.	Name	Min	FG	M-A	3P	M-A	FT	M-A	Rebounds	OR	DR	TOT	Fouls	PF			
0	Daniel Egbuniwe	F 29:01	8-12	4-7	2-3	1	4	5	0	2	22	5	0	0	1	12	
5	Rodney Johnson Jr.	F 27:31	12-17	3-4	0-0	0	3	3	2	0	27	1	1	0	0	10	
2	Kyle Layton	G 30:33	1-5	1-5	0-0	1	3	4	1	0	3	2	1	0	0	9	
3	Jaylon Johnson	G 34:15	4-9	3-8	5-5	0	6	6	2	4	16	9	2	2	0	19	
12	Matthew Sells	G 15:06	0-4	0-4	0-0	0	0	0	0	0	0	1	0	0	0	4	
4	Ray Glasgow	18:18	3-5	1-3	3-4	0	4	4	2	2	10	3	0	0	0	11	
8	Ola Ajiboye	12:29	1-2	0-0	0-0	0	2	2	0	0	2	0	0	0	0	4	
10	Grant Slatten	13:02	0-4	0-3	1-2	0	3	3	1	2	1	1	1	0	0	-2	
11	Grant Strong	19:45	2-5	1-4	3-3	1	4	5	0	1	8	2	1	1	0	7	
Team																	
Totals			31-63	13-38	14-17	3	33	36	8	11	89	24	6	3	6	2	15
															Shooting By Period		
															1st FGM: 11-28 38.9%		
															1st 3PM: 6-18 33.3%		
															2nd FGM: 9-11 81.8%		
															2nd 3PM: 20-35 57.1%		
															3rd FGM: 7-20 35.0%		
															3rd 3PM: 5-6 83.3%		
															GMFGM: 31-63 49.2%		
															GM3PM: 2-9 22.2%		
															FTM: 14-17 82.4%		
															Dead Ball Rebounds: 2.0		

Shooting By Period		
1 st FG%	11-28	39.3%
3PT%	6-18	33.3%
FT%	9-11	81.8%
2 nd FG%	20-35	57.1%
3PT%	7-20	35.0%
FT%	5-6	83.3%
GM FG%	31-63	49.2%
3PT%	13-38	34.2%
FT%	14-17	82.4%

Dead Ball Rebounds: 2, 0

Technical Fouls: NONE

Lions		Tech	
Biggest lead	11 (1 st 11:29)	15 (2 nd 3:27)	
Best Scoring Run	9 (2 nd 6:43)	9 (1 st 9:57)	
Lead Changes	5		
Times Tied	3		
Time with Lead	14:03	22:40	

Points from Turnovers		Lions	Tech
Paint		4	13
Second Chance		8	8
Fast Breaks		7	19
Bench		29	21

Period by Period Scoring			
	1st	2nd	TOT
Lions	33	41	74
Tech	37	52	89

GAME
3

WEST GEORGIA
TENNESSEE TECH

73
76

Nov. 12, 2024 at Cookeville, Tenn. - Eblen Center

West Georgia - 73										Record: 0-3									
NO. Name		Min	FG M-A	3P M-A	FT M-A	Rebounds OR DR TOT	Fouls PF	TP	AS	TO	ST	Blocks BS BA	+/-	Shooting By Period					
5	Shelton Williams-Dryden	F 31:19	8-12	0-0	4-5	6	4	3	20	0	2	1	3	1st	FG% 12.33 36.4%				
11	Kyrin Davis	F 30:14	6-16	2-5	3-4	1	4	4	17	2	2	0	4	FT% 5	20.0%				
0	Kyrin Davis	G 35:42	9-19	1-5	0-1	1	8	9	4	2	19	8	4	0	1				
2	Demetrus Johnson II	G 36:02	2-11	2-7	0-0	4	4	0	1	6	6	3	3	0	0				
10	Michael Griffin	G 20:00	0-2	0-0	2-2	2	4	6	2	3	2	2	0	1	1				
4	Rickey Ballard	16:56	1-1	0-0	0-0	0	0	0	0	2	0	1	1	0	-14				
1	Brady Harwieg	14:53	2-3	1-1	0-0	0	0	0	1	5	1	2	0	0	0				
24	Tamaryia Releford	08:41	0-3	0-0	0	1	2	3	1	0	0	0	0	0	1				
21	Tauris Watson	06:13	1-2	0-0	0-0	0	1	1	1	0	2	1	0	0	-7				
Team						4	2	6	0	0	0								
Totals		29:69	6-18	9-12	17	26	43	14	12	73	15	16	11	1	7	-3			
														Dead Ball Rebounds: 0-0					

GAME

5

UTRGV

TENNESSEE TECH

Nov. 16, 2024 at White Sulphur Springs, W.Va. - Colonial Hall at The Greenbrier

UTRGV - 83

Record: 3-2

NO. Name	Min	FG M-A	3P M-A	FT M-A	Rebounds OR DR TOT	Fouls PF FD	TP	AS	TO	ST	Blocks BS BA +/-
3 DK Thorn	F 26:28	5-11	0-5	1-1	1 1 2	0 2	11	4	1	2	0 0 11
33 Tommy Gankhuyag	C 15:43	3-7	1-4	1-2	1 3 4	0 2	8	1	1	0	1 0 11
10 Cliff Davis	G 21:19	2-6	2-5	0-0	3 4 7	0 1	6	2	1	1	0 0 7
14 Hasan Abdul Hakim	G 29:35	5-11	2-3	3-4	2 3 5	1 4	15	2	1	0	0 1 9
25 Trey Miller	G 27:56	4-10	1-4	3-4	0 1 1	1 2	12	4	2	2	0 0 17
4 K.T. Raimey	20:24	3-8	3-7	0-0	0 1 1	2 1	9	1	2	0	0 0 17
5 Howie Fleming Jr.	19:41	5-5	1-1	0-0	3 6 9	1 0	11	3	0	2	0 0 26
21 Marshal Destremau	09:08	1-2	0-1	0-0	1 4 5	3 1	2	0	2	0	0 0 0
0 J.J. Howard	09:59	0-1	0-0	0-0	0 0 0	0 0	0	0	0	0	0 0 11
12 Kwo Agwa	15:09	2-2	0-0	3-4	2 2 4	2 3	7	0	2	0	0 0 14
1 RJ Nance	02:19	1-1	0-0	0-0	0 0 0	0 0	2	0	0	0	0 0 1
2 Jaylen Washington	02:19	0-0	0-0	0-0	0 1 1	0 0	0	0	0	0	0 0 1
Team					3 5 8		0				
Totals		31-64	10-30	11-15	16 31 47	10 16	83	17	12	7	1 1 25

Technical Fouls: NONE

Tennessee Tech - 58

Record: 3-2

NO. Name	Min	FG M-A	3P M-A	FT M-A	Rebounds OR DR TOT	Fouls PF FD	TP	AS	TO	ST	Blocks BS BA +/-
0 Daniel Egbuniwe	F 21:02	4-8	0-3	0-0	3 5 8	4 0	8	3	3	0	0 0 -9
5 Rodney Johnson Jr.	F 30:04	4-11	3-6	1-2	0 3 3	0 5	12	0	3	2	0 0 -18
2 Kyle Layton	G 29:32	2-8	2-7	0-0	0 0 0	2 2	6	1	1	2	0 1 -15
3 Jaylon Johnson	G 34:54	5-11	3-8	0-0	0 3 3	0 1	13	3	0	2	0 0 -13
11 Grant Strong	G 17:33	0-2	0-1	0-0	0 0 0	2 1	0	1	1	0	0 0 -13
8 Ola Ajiboye	16:37	3-6	0-0	0-0	2 0 2	4 1	6	0	1	1	0 0 -10
10 Grant Slatten	15:15	0-2	0-1	0-0	0 1 1	0 0	0	1	0	0	1 0 -22
4 Ray Glasgow	11:46	2-6	0-3	0-0	0 0 0	3 0	4	1	2	0	0 0 -8
12 Matthew Sells	18:39	3-6	3-5	0-0	0 1 1	1 0	9	0	2	0	0 0 -15
15 Rylee Samons	02:19	0-0	0-0	0-0	0 1 1	0 0	0	0	0	0	0 0 -1
33 Bogdan Zimonjic	02:19	0-1	0-0	0-0	0 0 0	0 0	0	0	0	0	0 0 0
Team					2 3 5		0				
Totals		23-61	11-35	1-2	7 17 24	16 10	58	10	13	7	1 1 -25

Technical Fouls: NONE

Shooting By Period

1st FG% 15-29 51.7%

3PT% 5-15 33.3%

FT% 6-9 66.7%

2nd FG% 16-35 45.7%

3PT% 5-15 33.3%

FT% 5-6 83.3%

GM FG% 31-64 48.4%

3PT% 10-30 33.3%

FT% 11-15 73.3%

Dead Ball Rebounds: 4, 0

TGV TTU

Biggest lead 25 (2nd 0:31) 6 (1st 18:03)

Best Scoring Run 10 (2nd 19:51) 6 (1st 18:03)

Lead Changes 1

Times Tied 1

Time with Lead 32:30 05:50

Points from Turnovers 16 8

Paint 42 24

Second Chance 17 5

Fast Breaks 10 8

Bench 31 19

Period by Period Scoring

1st 2nd TOT

TGV 41 42 83

TTU 31 27 58

2024-25 OVERALL STATS

Game Records

Record	Overall	Home	Away	Neutral
ALL GAMES	3-2	2-0	0-1	1-1
CONFERENCE	0-0	0-0	0-0	0-0
NON-CONFERENCE	3-2	2-0	0-1	1-1

Score by Periods

Team	1st	2nd	OT	TOT
Tennessee Tech	189	184	0	373
Opponents	177	207	0	384

Team Box Score

No.	Player				Total		3-Point		F-Throw		Rebounds											
		GP-GS	MIN	AVG	FG-FGA	FG%	3FG-3FGA	3FG%	FT-FTA	FT%	OFF	DEF	TOT	AVG	PF	DQ	A	TO	BLK	STL	PTS	AVG
1	CAMERON, Mekhi	1-1	35:22	35.4	7-11	.636	3-6	.500	4-6	.667	0	3	3	3.0	3	0	1	3	0	0	21	21.0
5	JOHNSON JR., Rodney	5-4	137:05	27.4	31-54	.574	8-16	.500	4-10	.400	4	21	25	5.0	10	0	8	6	1	5	74	14.8
0	EGBUNIWE, Daniel	5-5	134:21	26.9	28-47	.596	9-22	.409	4-9	.444	8	18	26	5.2	10	0	18	10	7	1	69	13.8
3	JOHNSON, Jaylon	5-5	175:54	35.2	21-57	.368	12-36	.333	8-9	.889	1	18	19	3.8	8	0	29	11	0	12	62	12.4
4	GLASGOW, Ray	4-0	64:37	16.2	12-25	.480	4-12	.333	7-9	.778	2	10	12	3.0	7	0	7	6	0	3	35	8.8
2	LAYTON, Kyle	5-5	158:30	31.7	16-42	.381	10-34	.294	0-1	.000	2	8	10	2.0	11	0	10	8	0	9	42	8.4
10	SLATTEN, Grant	5-0	65:42	13.1	5-14	.357	2-8	.250	9-12	.750	1	10	11	2.2	4	0	5	4	2	0	21	4.2
12	SELLS, Matthew	5-1	73:46	14.8	6-18	.333	6-17	.353	2-4	.500	0	5	5	1.0	4	0	4	4	0	2	20	4.0
8	AJIBOYE, Ola	5-1	62:14	12.4	6-14	.429	0-0	.000	2-4	.500	2	5	7	1.4	11	1	3	3	7	4	14	2.8
11	STRONG, Grant	5-3	78:22	15.7	4-14	.286	2-9	.222	3-3	1.000	2	8	10	2.0	3	0	3	3	1	1	13	2.6
34	CRAIG, David	3-0	09:29	3.2	1-2	.500	0-0	.000	0-0	.000	0	1	1	0.3	1	0	0	1	0	0	2	0.7
33	ZIMONJIC, Bogdan	1-0	02:19	2.3	0-1	.000	0-1	.000	0-0	.000	0	0	0	0.0	0	0	0	0	0	0	0	0.0
15	SAMONS, Rylee	1-0	02:19	2.3	0-0	.000	0-0	.000	0-0	.000	0	1	1	1.0	0	0	0	0	0	0	0	0.0
Team											8	12	20									
Total		5	1000		137-299	.458	56-161	.348	43-67	.642	30	120	150	30.0	72	1	88	59	18	37	373	74.6
Opponents		5	1000		146-335	.436	38-126	.302	54-69	.783	73	144	217	43.4	66	1	80	64	11	42	384	76.8

Team Statistics



	TNTECH	OPP
Scoring	373	384
Points per game	74.6	76.8
Scoring margin	-2.2	-
Field goals-att	137-299	146-335
Field goal pct	.458	.436
3 point fg-att	56-161	38-126
3-point FG pct	.348	.302
3-pt FG made per game	11.2	7.6
Free throws-att	43-67	54-69
Free throw pct	.642	.783
F-Throws made per game	8.6	10.8
Rebounds	150	217
Rebounds per game	30.0	43.4
Rebounding margin	-13.4	-
Assists	88	80
Assists per game	17.6	16.0
Turnovers	59	64
Turnovers per game	11.8	12.8
Turnover margin	+1.0	-
Assist/turnover ratio	1.5	1.3
Steals	37	42
Steals per game	7.4	8.4
Blocks	18	11
Blocks per game	3.6	2.2
Winning streak	0	-
Home win streak	2	-
Attendance	1355	6193
Home games-Avg/Game	2-678	1-6193
Neutral site-Avg/Game	-	2-363

Team Results

Date	Opponent		Score	Att.
11/04/2024	at Georgia	L	78-83	6193
11/07/2024	Bryan	W	89-74	639
11/12/2024	West Ga.	W	76-73	716
11/15/2024	vs VMI	W	72-71	508
11/16/2024	vs UTRGV	L	58-83	218

TENNESSEE TECH BASKETBALL

BROADCAST MEDIA CHEAT SHEET (probable starters noted with purple numbers)

		0	DANIEL EGBUNIWE GP-GS PPG RPG BPG FG% 3FG% FT% 24-25 5-5 13.8 5.2 1.4 .596 .409 .444 Career 48-34 6.8 4.6 0.9 .479 .348 .534 Career Highs Pts: 22 Reb: 11 Ast: 8 Blk: 6 Min: 39	Jr. • F • 6-7 • 210 • Memphis, Tenn. (Little Rock) – Dropped a career-high of 22 points with 4 triples & 5 assists against Bryan College (Nov. 7) – Selected as 1 of Tech's 2 OVC Preseason Players to Watch (Rodney Johnson Jr.) – 1 of 4 Mr. Basketball finalists on the Tech roster (Tennessee - Division II-A, 2022) – 1 of 6 Division I transfers on the 2024-25 Tech roster Last name is pronounced <i>egg-BOO-nuh-way</i>
		1	MEKHI CAMERON GP-GS PPG RPG APG FG% 3FG% FT% 24-25 1-1 21.0 3.0 1.0 .636 .500 .667 Career 14-1 3.0 0.8 0.4 .351 .333 .727 Career Highs Pts: 21 Reb: 3 Ast: 2 Stl: 1 Min: 35	Sr. • G • 6-4 • 195 • Atlanta, Ga. (Northern Colorado) – Missed Tech's previous 2 contests with a lower-body injury – Scored 21 points at Georgia (Nov. 4), the most for Tech in a season opener since Micaiah Henry at Memphis (Nov. 6, 2018) – Father, Mike, was a 2001 All-Star for the Seattle Mariners & 3-time Gold Glove in 16 MLB seasons – 1 of 6 Division I transfers on the 2024-25 Tech roster First name is pronounced <i>meh-KY</i>
		2	KYLE LAYTON GP-GS PPG RPG APG FG% 3FG% FT% 24-25 5-5 8.4 2.0 2.0 .381 .294 .000 Career 36-19 5.0 1.5 1.2 .376 .326 .792 Career Highs Pts: 14 Reb: 5 Ast: 6 Stl: 4 Min: 39	So. • G • 6-0 • 175 • McKinney, Texas (Mountain Brook [AL] HS) – Tied his career-high with 14 points & set a career-best of 4 steals at Georgia (Nov. 4) – Named OVC Freshman of the Week (Mar. 4) to close the 2023-24 season Started Tech's final 14 games of 2023-24 – Led MBHS to a runner-up finish in the Alabama Class 6A state title game as a senior, scoring 15 points off the bench – 1 of 5 walk-ons on the 2024-25 Tech roster
		3	JAYLON JOHNSON GP-GS PPG RPG APG FG% 3FG% FT% 24-25 5-5 12.4 3.8 5.8 .368 .333 .889 Career 30-27 18.4 3.1 4.6 .402 .403 .776 Career Highs Pts: 16 Reb: 6 Ast: 9 Stl: 5 Min: 38	Jr. • G • 6-0 • 170 • Houston, Texas (College of Southern Idaho) – Nearly posted a double-double vs. Bryan College (Nov. 7), tallying 16 points, 9 assists, 6 rebounds, & 2 steals – Took home 2023-24 Region 18 All-Tournament Team & All-Region 18 2nd Team honors – Named the 2022-23 American Southwest Conference Freshman of the Year, All-ASC 2nd Team, & All-ASC Freshman Team – Also named D3hoops.com Region 10 Rookie of the Year
		4	RAY GLASGOW GP-GS PPG RPG APG FG% 3FG% FT% 24-25 4-0 8.8 3.0 1.8 .480 .333 .778 Career 4-0 8.8 3.0 1.8 .480 .333 .778 Career Highs Pts: 11 Reb: 5 Ast: 3 Stl: 2 Min: 22	Jr. • G • 6-3 • 180 • The Bronx, N.Y. (Yavapai College) – Made his Golden Eagle debut with 10 points, 4 rebounds, & 3 assists vs. Bryan College (Nov. 7) – Named to the 2023-24 Region 1 2nd Team & All-ACCAC 1st Team Last name is pronounced <i>GLASS-go</i> – Dropped 41 points with 15 field goals & 6 triples at Pima CC (Feb. 10) last season for Yavapai – 1 of just 3 known natives of New York to play for Tech & the 1st since Ricky Cabrera (1996-98)
		5	RODNEY JOHNSON JR. GP-GS PPG RPG BPG FG% 3FG% FT% 24-25 5-4 14.8 5.0 0.2 .574 .500 .400 Career 31-18 11.3 5.1 0.8 .479 .308 .733 Career Highs Pts: 27 Reb: 12 Blk: 4 Stl: 2 Min: 37	Sr. • F • 6-5 • 220 • Bryan, Texas (Weatherford College) – Exploded for a career-high 27 points on 12-for-17 shooting vs. Bryan College (Nov. 7) – Selected as 1 of Tech's 2 OVC Preseason Players to Watch (Daniel Egbuniwe) – Earned his first DI double-double with team-highs of 13 points & 10 rebounds at Eastern Illinois (Jan. 25) last season – Named NJCAA All-Region V 1st Team, All-NTJCCAC 1st Team, & NTJCCAC Player of the Week in 2022-23
		7	JaJUAN NICHOLLS GP-GS PPG RPG BPG SPG FG% FT% 24-25 -/- - - - - - - Career -/- - - - - - - Career Highs Pts: - Reb: - Blk: - Stl: - Min: -	So. • F • 6-8 • 220 • Scranton, Pa. (Spartanburg Methodist) – Expected to miss time to start the 2024-25 season due to a lower-body injury – Led Spartanburg with 33 blocks & a 60.8 field goal% in 2023-24 as a true freshman – Averaged 13.2 points, 8.0 rebounds, & 1.1 blocks with Spartanburg First name is pronounced <i>juh-WAHN</i> – Chalked up 9 double-doubles on the year, including a season-high 28 points with 13 rebounds at Brunswick CC (Feb. 25)
		8	OLA AJIBOYE GP-GS PPG RPG BPG SPG FG% FT% 24-25 5-1 2.8 1.4 1.4 0.8 .429 .500 Career 66-15 3.3 3.3 0.8 0.6 .481 .616 Career Highs Pts: 21 Reb: 11 Blk: 4 Stl: 3 Min: 35	Jr. • F • 6-8 • 210 • Chicago, Ill. (Central Michigan/Valparaiso) – Blocked a career-high-tying 4 shots vs. Bryan College (11/7/24) Name is pronounced <i>OH-lah ah-jih-BOY-ay</i> – At Valpo in 2023-24, averaged 3.7 points & 3.4 rebounds while shooting a team-high 52.7% from the field – As a rookie at Central Michigan, averaged 3 points & 3.4 rebounds while shooting 44.1% from the floor in 2022-23 – 1 of 6 Division I transfers on the 2024-25 Tech roster 1 of 5 walk-ons on the 2024-25 Tech roster
		10	GRANT SLATTEN GP-GS PPG RPG SPG FG% 3FG% FT% 24-25 5/0 4.2 2.2 0.0 .357 .250 .750 Career 44-5 3.6 2.5 0.6 .403 .259 .727 Career Highs Pts: 12 Reb: 15 Ast: 5 Stl: 3 Min: 30	R-Jr. • G • 6-5 • 195 • Sparta, Tenn. (Ole Miss) – Sat out the 2023-24 campaign as a redshirt due to an upper-body injury – 1 of 3 current Golden Eagles to boast a regional high school's career scoring mark (2,765 pts @ White County) – Grandfather, Bill, was a member of the Golden Eagle basketball team from 1946-50 – 1 of 4 Mr. Basketball finalists on the Tech roster (Tennessee - Class AAA, 2021) 1 of 6 Division I transfers on the roster
		11	GRANT STRONG GP-GS PPG RPG APG FG% 3FG% FT% 24-25 5-3 2.6 2.0 0.6 .286 .222 1.000 Career 44-16 4.0 1.9 1.3 .407 .260 .788 Career Highs Pts: 22 Reb: 7 Ast: 6 Stl: 3 Min: 30	R-So. • G • 6-6 • 185 • Celina, Tenn. (Clay County HS) – Played 8 games before sitting out the rest of 2023-24 as a redshirt due to an upper-body injury – Named OVC Freshman of the Week twice last season (Nov. 14 & Dec. 26) – Led Clay County to its 1st state title, earning TSSAA Class A State Tournament MVP honors in 2021 – 1 of 4 Mr. Basketball finalists on the Tech roster (Tennessee - Class A, 2021 & Class 1A, 2022), winning twice
		12	MATTHEW SELLS GP-GS PPG RPG APG FG% 3FG% FT% 24-25 5-1 4.0 1.0 0.8 .333 .353 .500 Career 101-51 9.4 2.5 1.6 .430 .394 .804 Career Highs Pts: 9 Reb: 2 Ast: 3 Stl: 1 Min: 19	Sr. • G • 6-3 • 180 • Rickman, Tenn. (Lincoln Memorial) – Played for former Tech guard and current LMU head coach Jeremiah Samarripias (2012-14) – Shot 40.8% from deep in 2021-22, 39.6% in 2022-23, & 37.6% in 2023-24, leading LMU with 80 treys as a FR & 82 as a SO – 1 of 3 Golden Eagles to boast a regional high school's career scoring mark (2,672 pts @ Livingston) – 1 of 5 walk-ons on the 2024-25 Tech roster Also broke Livingston Academy's single-game record with 51 pts as a senior
		15	RYLEE SAMONS GP-GS PPG RPG APG FG% 3FG% FT% 24-25 1/0 0.0 1.0 0.0 .000 .000 .000 Career 24-0 2.9 0.9 0.4 .400 .388 1.000 Career Highs Pts: 20 Reb: 4 Ast: 2 Stl: 1 Min: 30	So. • F • 6-7 • 195 • Pikeville, Ky. (Pikeville HS) – 19 of his 24 made field goals in 2023-24 came from beyond the arc Last name is pronounced <i>SAM-uns</i> – Dropped 20 points vs. Alice Lloyd (Dec. 3) last season, firing 6-of-6 from the floor, 5-of-5 from deep, & 3-of-3 from the line – Named OVC co-Freshman of the Week (Dec. 4) last season, after averaging 13.0 points on 77.8% from deep – 1 of 4 Mr. Basketball finalists on the Tech roster (Kentucky - Region 15, 2023)
		30	COLIN AYERS GP-GS PPG RPG APG FG% 3FG% FT% 24-25 -/- - - - - - - Career -/- - - - - - - Career Highs Pts: - Reb: - Ast: - Stl: - Min: -	Fr. • G • 6-0 • 170 • Hilham, Tenn. (Cookeville HS) – Played for former Tech star and Cookeville head coach Josh Heard and with current Golden Eagle teammate Josh Heard – Named to the TSSAA 4A State All-Tournament Team & was MVP of both the district & region tournaments – Represents the first known local Hilham native to play for Tech 1 of 2 true freshman on the 2024-25 Tech roster – 1 of 5 walk-ons on the 2024-25 Tech roster Last name is pronounced <i>AY-ers</i>
		33	BOGDAN ZIMONJIC GP-GS PPG RPG APG FG% 3FG% FT% 24-25 1/0 0.0 0.0 0.0 .000 .000 .000 Career 58-0 1.7 1.0 0.3 .343 .309 .625 Career Highs Pts: 8 Reb: 4 Ast: 3 Stl: 3 Min: 23	Sr. • G • 6-5 • 190 • Belgrade, Serbia (Florida Atlantic) – Competed in 22 of 31 games last season for Tech, averaging 1.8 points & 1.2 rebounds – Matched his career-high with 8 points and 2-for-3 showing from deep at Southeast Missouri (Feb. 8) last season – 3rd Tech hooper from Serbia, joining assistant coach Milos Babic (1987-90) & Aleksa Jugovic (2014-18) – 1 of 6 Division I transfers on the 2024-25 Tech roster Name is pronounced <i>BOHG-don zee-MON-zich</i>
		34	DAVID CRAIG GP-GS PPG RPG BPG SPG FG% FT% 24-25 3-0 0.7 0.3 0.0 0.0 .500 .000 Career 42-18 4.2 3.4 0.4 0.1 .543 .521 Career Highs Pts: 18 Reb: 12 Blk: 3 Stl: 1 Min: 26	Jr. • C • 7-2 • 235 • Johannesburg, South Africa (Mercer) – Racked up 5 dunks while averaging 7 points & 3 rebounds in Tech's 2 exhibition games – Missed the entire OVC campaign in 2023-24 due to an upper-body injury – Piled up a season-high 12 points on 6-for-7 shooting with 4 dunks vs. Alice Lloyd (Dec. 3) last year – 1 of 6 Division I transfers on the 2024-25 roster 1st Tech hooper from South Africa
		40	JOSH HEARD GP-GS PPG RPG APG FG% 3FG% FT% 24-25 -/- - - - - - - Career -/- - - - - - - Career Highs Pts: - Reb: - Ast: - Stl: - Min: -	Fr. • G • 6-5 • 180 • Cookeville, Tenn. (Cookeville HS) – Played for his father, Josh Heard, who was a 2-time All-OVC honoree for the Golden Eagles (1998-00), & with Colin Ayers – Father still owns the top 2 single-season 3-point field goal records for Tech & ranks 4th in career 3-pointers – 1 of 3 Golden Eagles to boast a regional high school's career scoring mark (1,780 pts @ Cookeville) – 1 of 5 walk-ons on the 2024-25 Tech roster 1 of 2 true freshman on the 2024-25 Tech roster