

2024-25 Men's Basketball Season

Game Notes



Opponent: Central Florida
Orlando, FL- Financial Arena
12/01/24



GAME NOTES

<< MATCHUP PREVIEW >>

The final game of the week will be a trip to Orlando, Florida, as the Lancers battle the Knights of Central Florida on Sunday, December 1. This will be the first time CBU has taken on a BIG 12 program since 2021 when they fell to #5 Texas on the road in Austin. This game will be the second Power5 program the Lancers have played this season after falling to ACC squad SMU by two in the Acrisure Series.

<< CBU COOKING >>

CBU is 5-3 to begin its season after multiple offensive showcases in the early going. CBU's offense has been a major storyline, averaging 80 points per game. CBU connected on a season-high 56% of its field goals in the win over EWU and is averaging 45.4% from the field this season. The Lancers have scored 80+ in nearly all of its wins after only scoring 80 in five games last season. Dominique Daniels has paced the scoring through four games, averaging 20.3 points per game which is the best in the WAC and 23rd in the country.

<< TAKING CARE OF THE BALL >>

CBU has taken care of the basketball at an exceptional rate through eight games, posting only 70 turnovers in total. The Lancers are #5 in the nation in turnovers per game at 8.8 per contest and outside of an outlier of 14 against Eastern Washington, CBU has not turned the ball over more than ten times in one game this season.

<< THRILLERS IN THE DESERT >>

CBU competed in the Acrisure Holiday Invitational this week, splitting a pair of close contests against SMU and Fresno State. CBU would nearly overcome an 18-point deficit to SMU opener but would ultimately fall to a game-winning jumper by Boopie Miller with 2 seconds remaining. Kendal Coleman scored a career-high 32 points on six made triples in the defeat.

In the second game, CBU built a 13-point lead that was erased by the Bulldogs and Fresno State would lead by three with 7 seconds remaining. Dominique Daniels Jr. converted a 35+ foot triple to send the game to overtime and the game would go double overtime before CBU would grind out the 85-81 victory. Daniels Jr. scored a season-high 29 points in the thriller.

2024-25 CBU SCHEDULE

Record: 5-3

Streak: W1

Date	Opponent	Location	Time/Result
11.04.24	Incarnate Word	Fowler Events Center	W, 83-78
11.09.24	Kennesaw State	Fowler Events Center	W, 88-84
11.12.24	UC Riverside	Fowler Events Center	L, 69-70
11.15.24	LIU	Fowler Events Center	W, 90-77
11.20.24	Northern Colorado	Fowler Events Center	L, 68-79
11.23.24	Eastern Washington	Fowler Events Center	W, 79-68
11.26.24	SMU	Palm Springs, CA	L, 77-79
11.27.24	Fresno St.	Palm Springs, CA	W, 86-81 (2OT)
12.01.24	UCF	Orlando, FL	1 PM
12.11.24	San Diego State	San Diego, CA	TBD
12.16.24	Middle Tennessee	Murfreesboro, TN	TBD
12.21.24	Fresno State	Fresno, CA	2PM
12.28.24	Jackson State	Fowler Events Center	5PM
12.30.24	UC Irvine	Fowler Events Center	7PM
1.04.25	Seattle U*	Fowler Events Center	5PM
1.11.25	Utah Valley*	Orem, UT	1 PM
1.16.25	Tarleton	Stephenville, TX	5PM
1.18.25	Abilene Christian	Abilene, TX	4PM
1.23.25	Utah Valley	Fowler Events Center	8PM
1.25.25	Southern Utah	Cedar City, UT	5:30PM
1.30.25	Abilene Christian	Fowler Events Center	7PM
2.06.25	Southern Utah	Fowler Events Center	7PM
2.08.25	Grand Canyon	Fowler Events Center	5PM
2.13.25	UT Arlington	Arlington, TX	2PM
2.15.25	Utah Tech	Fowler Events Center	6PM
2.22.25	Grand Canyon	Phoenix, AZ	5PM
2.27.25	Seattle U	Seattle, WA	7PM
3.01.25	Utah Tech	St. George, UT	6PM
3.06.25	Tarleton	Fowler Events Center	7PM
3.08.25	UT Arlington	Fowler Events Center	5PM
3.12/15.25	WAC Tournament	Las Vegas, NV	TBD

CALIFORNIA BAPTIST UNIVERSITY

Acceptable Usage
California Baptist University, California Baptist and CBU

DO NOT USE CAL BAPTIST or CAL BAPT

SOCIAL HANDLES

INSTAGRAM: @CBUMBB
TWITTER: @CBUMBB
ATHLETICS: @CBULANCERS

CBU FACTS

Preferred Name California Baptist University
Acceptable Alternative CBU
Founded 1950
Enrollment 11,496
Affiliation NCAA Division I
Conference Western Athletic Conference
Nickname Lancers
Colors Navy and Gold
President Dr. Ronald L. Ellis
Athletic Director Micah Parker
Athletic Department Phone 951-343-4318

MEN'S BASKETBALL FACTS

Head Coach Rick Croy
Year at CBU 12th
Record at CBU 238-117 (153-40 at home)
Head Assistant Coach Hardy Asprilla
Assistant Coach Scott Clark
Assistant Coach Reggie Howard
Assistant Coach Dominic Lippi
Assistant Coach/Director of Operations Doc Wellman
Grad Manager Jacob Tinker,
Ben Mockford
Home Court Dale E. & Sarah Ann Fowler Events
Center
Capacity 5,050
2023-24 Overall Record 16-17
2023-24 WAC Record 8-12

KEY RETURNERS

Dominique Daniels Jr.: 21 GP 19.2 PPG 57 3PM 3 APG
Kendal Coleman: 24 GP 6 PPG 6.3 RPG 51% FG
Brantly Stevenson: 33 GP 7.9 PPG 51 3PM 3.2 RPG

ATHLETIC COMMUNICATIONS

MBB Contact Ryley Collom
Office Phone 951-343-4297
Email rcollom@calbaptist.edu
Website cbulancers.com
Athletics Facebook facebook.com/cbuathletics
Athletics Twitter @cbulancers
Athletics Instagram @cbulancers
MBB Facebook facebook.com/cbuMBB
MBB Twitter @cbuMBB
MBB Instagram @cbuMBB
Official Hashtag #LanceUp

<< FREEBIES >>

The Lancers set a new DI-era program record vs Kennesaw State with 35 made free throws and tied the DI program record with 42 attempts. Kendal Coleman and Martel Williams both made 10 in the victory and Williams was a perfect 10-10.

<< RETURN OF #1 >>

CBU's Dominique Daniels Jr. is back in the lineup for the Lancers after missing the final 12 games of last season with a season-ending knee injury. Daniels Jr. averaged nearly 20 points per contest for the Lancers and was named Second-Team All-Conference. Daniels Jr. set the DI program record for most points in a single contest with 39 points against Southern Utah and was promptly named to the Preseason All-Conference list this year. Daniels Jr. has come in the national discussion also, making Rocco Miller's non-Power 5 All American List.

<< THE RETURNERS >>

CBU is returning five players from last season's squad, including three solid rotation pieces. Dominique Daniels, Kendal Coleman, Brantly Stevenson, Tylen Riley, and Jonathan Griman are all returning for their second seasons with the Lancers. Daniels led the team in scoring, assists and three-pointers in his first year in Riverside. Coleman came on strong late in the season and averaged over six rebounds a game in 24 appearances. Stevenson played all 33 games for CBU last year while making 26 starts. Stevenson averaged 8 points per contest and was second on the team in three made with 51. Riley appeared in 26 contests and made four starts for CBU. Griman showed glimpses in 11 games in a redshirt year.

<< CHASING CROY >>

Head Coach Rick Croy is entering into his 12th season as the Lancer's head coach, amassing over 233 wins in Riverside. Croy has led CBU to the WAC Tournament in every season they have been eligible and has earned wins in all four tournament they have competed in. Croy became the youngest active head coach to reach 350 career wins last season and is the program's all-time leader in wins.

<< CBU ON NATIONAL TV >>

CBU will have a few national spotlight opportunities this season. First, the Lancers will be competing in the Holiday Invitational in Palm Springs during the Thanksgiving break. The Holiday Invitational will be partnered with TNT Sports, TruTV and MAX for CBU's two matchups against ACC opponent SMU and a matchup against either Fresno State or Washington State. CBU will also be one of three WAC matchups on national TV this year when they play Utah Valley in late January on ESPNU.

<< TAKING ON THE CHALLENGE >>

The Lancers will have arguably its toughest non-conference schedule since the team made the jump to the DI ranks in 2024-25. CBU has matchups against three Power5 schools in Central Florida, SMU and Washington State and will have perennial tournament teams such as UC Irvine, Fresno State, San Diego State and Eastern Washington on the schedule. SDSU in particular will be an intriguing matchup after the Aztecs made it to the National Championship game in 2023 and to the Sweet 16 in 2024.

<< VIVA LAS VEGAS >>

After completing their full four-year transition from NCAA Division II to Division I, the Lancers are now eligible to participate in the NCAA Tournament if they qualify. The Lancers have enjoyed success in their first few seasons in the big leagues and look to keep it going. CBU has yet to have a losing season in D-1 and have boasted a 81-61 overall record. The Lancers won their first postseason game in 2022 as they defeated the UTRGV Vaqueros 81-80 in the opening round of the WAC Tournament in Las Vegas.

<< NEW FACES ON THE ROSTER >>

CBU welcomes several new faces to the roster, including six transfers and four freshman. Senior forward AJ Braun (Wright State) led the NCAA in FG% last season for the Raiders. Grad transfer Javonte Johnson played rotation minutes for NCAA Tournament squad Colorado State after three seasons with New Mexico. Sam Silverstein played two seasons for Harvard before redshirting his junior season. Martel Williams spent two seasons at Southern Utah before transferring for one year at JUCO Utah State Eastern. Devon Malcolm spent his last two seasons at Yuba College. Bradey Henige and Mouhamoudou Dioum headline the CBU freshman class.

<< 2024-25 WAC PRESEASON POLL >>

1. Grand Canyon (8)	64 Points
2. UT Arlington	49 Points
3. Seattle U (1)	46 Points
4. California Baptist	45 Points
5. Utah Valley	38 Points
6. Tarleton	30 Points
7. Abilene Christian	29 Points
8. Utah Tech	12 Points
9. Southern Utah	11 Points

<< WAC PRESEASON AWARDS >>

2024-25 Preseason Coaches All-WAC First Team:

Ray Harrison, Jr., G Grand Canyon
Tyon Grant-Foster G Grand Canyon
Freddie Hicks G/F Tarleton
John Cristofilis G Seattle U

Dominique Daniels Jr. G California Baptist

*Preseason Player of the Year: Tyon Grant-Foster G Grand Canyon

<< 2023-24 WAC YEARLY AWARDS >>

WAC Player of the Year- Tyon Grant Foster- Grand Canyon
WAC Defensive Player of the Year- KiAndre Gaddy- Tarleton
WAC Freshman of the Year- Makaih Williams- UT Arlington
WAC 6th Man of the Year- Phillip Russell- UT Arlington
WAC Coach of the Year- Joseph Jones- Tarleton

WAC All-Conference First Team:

Tyon Grant Foster- Grand Canyon
Gabe McGlothan- Grand Canyon
Cameron Tyson- Seattle U
Jakorie Smith- Tarleton
DaJuan Gordon- UT Arlington

WAC All-Conference Second Team:

Ali Abdou Dibba- Abilene Christian
Dominique Daniels Jr.- CBU
Ray Harrison- Grand Canyon
Alex Schumacher- Seattle U
Shemar Wilson- UT Arlington

WAC All-Defensive Team:

Collin Moore- Grand Canyon
Kiandre Gaddy- Tarleton
Emmanuel Innocenti- Tarleton
DaJuan Gordon- UT Arlington
Shemar Wilson- UT Arlington

WAC All-Conference Second Team:

Braden Housley- Southern Utah
Emmanuel Innocenti- Tarleton
Makaih Williams- UT Arlington
Aric Demings- Utah Tech
Osiris Grady- Utah Valley

CALIFORNIA BAPTIST UNIVERSITY AT A GLANCE

California Baptist University is among the nation's largest private Christian colleges and universities located in Southern California, with a fall 2023 enrollment of 11,580 students. CBU tied for #1 in the country for career preparedness and #2 for best student experience in The Wall Street Journal's 2024 ranking of the Best Colleges in the U.S.

In 2006, CBU enrollment totaled 3,409 students. A decade later, in 2016, enrollment at CBU was 9,157 students, an increase of 168.6 percent. The No. 8 ranking compared CBU with other private non-profit institutions classified as "Master's Colleges & Universities" in the Carnegie Classification of Institutions of Higher Education. Among the 392 institutions in that classification, enrollment growth averaged 15.7 percent over the same 10-year period.

in 2023, CBU received its 10th consecutive top-50 best ranking as "Best Regional University" by U.S. News & World Report by ranking #30 in the West. CBU offers 189 undergraduate programs as well 53 graduate programs and 9 doctorate programs.

CBU's beautiful 160-acre main campus in Riverside, Calif., is situated in the heart of the historic Magnolia Avenue district just a short drive from popular beaches and mountain resorts. The Lancers completed its four-year reclassification to NCAA Division I in 2022-23 after they completed a transition from NAIA to NCAA Division II in 2013-14. CBU is primarily a member of the Western Athletic Conference.



Rick Croy



Rick Croy was named the California Baptist University men's basketball head coach in the spring of 2013 and completely revitalized the program. In ten years, Croy's Lancers boast a 217-96 overall record, including a 139-33 mark at home.

Coach Croy guided the Lancers to a 17-16 finish on the 2022-23 season, recording the fifth-straight winning season since making the jump into the NCAA Division I ranks and the tenth straight since taking over the helm in the spring of the 2013 season. The Lancers also won their second WAC tournament game with a win over Abilene Christian 69-62 in the first round.

In 2023, Croy passed Jerry King to become the all-time winningest coach in CBU men's basketball history in a win over NJIT and currently boasts a top-20 winning percentage among active DI head coaches.

Croy helped guide the program through the DI transition and helped them post their first-ever DI postseason win in 2022 after defeating UTRGV in the first round of the WAC tournament in Las Vegas.

The Lancers also recorded their fifth major award in the WAC, after sophomore guard Taran Armstrong was named to the All-WAC Second Team after winning WAC Freshman of the Year in 2022. Armstrong joined Milan Acquah and Brandon Boyd as the three players to grab the top awards, as Acquah was named the 2019 WAC Newcomer of the Year and 2020 WAC Player of the Year, while Boyd was named 2020 WAC Newcomer of the Year. The Lancers finished the 2022 season with their second postseason bid at the College Basketball Invitational in Daytona Beach, Florida.

During the 2020-21 season, Coach Croy recorded his 300th career win as a head coach, joining an all-star cast of coaches across the country as one of the fastest to 300 wins in his career. With the win over SE Louisiana on Dec. 4, 2020, Coach Croy moved to 14th all-time among the top college basketball coaches at the NCAA Division I and NCAA Division II levels.

Over the past ten years, 23 players have earned all-conference honors, with a bunch of Lancers grabbing top honors. Taran Armstrong recently joined that group as a member of the All-WAC Second Team and as the 2022 WAC Freshman of the Year. Ty Rowell was named First Team All-WAC in the 2020-21 season, and Gorjok Gak claimed Second Team All-WAC, All-

Defensive Team, and All-Newcomer Team. Milan Acquah was named the 2020 Western Athletic Conference Player of the Year and the 2019 WAC Newcomer of the Year in his two seasons with the Lancers. Acquah was a two-time First Team selection and was named on the Lou Henson All-American team following the 2020 season. Brandon Boyd became the second Lancer to earn the WAC Newcomer of the Year award, and De'jon Davis was named on the WAC's All-Defensive Team. Michael Smith was the first Lancer to be named the PacWest Player of the Year in back-to-back seasons. Gelaun Wheelwright was named the PacWest Newcomer of the Year following the 2014-15 season, while Chris Brown picked up the inaugural Defender of the Year award in 2013-14. That year, Croy was named the PacWest Coach of the Year and a Clarence Gaines Award Finalist, while Ryan Berg became the first-ever player to be named the Player and Freshman of the Year in the same season.

During the Croy era, the Lancers have gone to the NCAA Division II tournament every year, from 2014-18, and spent 59 weeks in the NABC Top-25 Poll. CBU has won PacWest regular season and conference tournament titles, including two first-place finishes in conference.

For the first time in program history, Croy led the Lancers to win the West Regional championship during the 2017-18 season and advance to the Elite Eight. CBU finished the year with a 28-6 overall record, including a 19-2 mark in the brand new Events Center. It capped off a stellar Division II run through Croy as the Lancers begin their transition to Division I and the Western Athletic Conference in the Fall of 2018.

In 2016-17, Smith went on to be named the West Region Player of the Year after establishing himself as the all-time leading scorer in both CBU and PacWest history. That year, CBU made its fourth-straight NCAA Division II tournament appearance.

The year before, the Lancers finished with a 28-7 overall record and 15-5 conference mark for first place. It was the third-straight 20-plus win season and tied a program record with 28 wins, but the most program wins in NCAA. They went on to dominate the PacWest Conference Tournament, downing rival Azusa Pacific 101-64 in the championship game to win their first tournament title.

That year, CBU grabbed its highest NABC ranking with a No. 4 spot on Nov. 24, during its record of 14-straight weeks in the poll carried over from the 2014-15 season. Smith was named the PacWest Player of the Year, PacWest Tournament MVP, PacWest All-Tournament, All-PacWest first team, All-West Region and All-American after hitting the 1,000 career point mark in the middle of the season and leading the conference in scoring for most of the year. Wheelwright also hit the elusive 1,000 career point mark in under two seasons as a Lancer. It led to him being named All-PacWest First Team, PacWest All-Tournament, All-West Region and West Region All-Tournament.

During the 2013-14 season, his first at the helm, Croy led his team to set two new records: program-best start and longest win streak after starting the season 16-0. The Lancers went on to grab as high of a No. 7 NCAA Division II ranking and finished the year with the program's first-ever PacWest Championship title and a 24-4 overall record, 18-2 in conference.

Prior to CBU, Croy spent the past three years as the lead assistant coach at NCAA Division I St. Mary's. During his time working under Coach Randy Bennett, the Gaels went 80-22 overall, winning two regular-season West Coast Conference



championships and making two NCAA Tournament appearances.

Before St. Mary's, Croy spent five years as the head coach at Citrus College in Glendora, Calif. During his stint there, he quickly staked his claim as one of the state's best junior college coaches, compiling a 130-35 record, which included the program's first-ever state championship in 2008.

He led the Fighting Owls to three straight Western State Conference titles (2008-09-10) and an appearance in the 2010 California Community College Athletic Association (CCCCAA) Final Four. He was a three-time WSC Coach of the Year, going 92-9 in conference games in that span. Citrus was 35-1 in 2008, 28-5 in 2009 and 29-3 in 2010, the best three-year run in the state.

During his time at Citrus, 13 players moved on to the NCAA Division I level, and 97 percent (36 of 37) of his players went on to four-year schools.

Croy's ties to Riverside run deep. His first-ever coaching job was a two-year stint at UC Riverside, working under Head Coach John Masi in 2000 and 2001. He worked the 2002 season as the associate head coach at Concordia University in Irvine under Head Coach Ken Ammann, recruiting the class that went on to win the NAIA National Championship in 2003.

In 2002-03, Croy returned to UC Riverside as the top assistant to Masi for three years before taking the Citrus job. While at UCR, Croy recruited the Big West Freshman of the Year (Nate Carter), the Big West Defensive Player of the Year (Vili Morton), and UCR's all-time leading scorer (Larry Cunningham).

Croy played collegiately at San Francisco State, ranking among the program leaders in five categories, including holding the school record for 3-pointers (167). He is second in games played, third in assists and steals and eighth in scoring. Croy was a three-time All-California Collegiate Athletic Association (CCAA) selection and led SFSU in scoring three straight years.

He earned a bachelor's degree in recreation administration from San Francisco State in 1999, and a master's in education/physical education from Azusa Pacific University in 2001. He and his wife Jamie – who played basketball and volleyball at St. Mary's – have a daughter (Kayden) and a son (J-Rob).

THE LAST TIME IT HAPPENED...

<< TEAM >>

100 Points By A Team
By CBU.....132 vs. West Coast Baptist (2/11/23)
By Opp.103 vs. Grand Canyon (2/8/20)

40-Point+ Victory
By CBU.....86 vs. West Coast Baptist (2/11/23)
By Opp.41 (80-39) at FPU (1/30/09)

30-Point Victory
By CBU36 vs. UTRGV (3/2/24)
By Opp.30 vs. Sam Houston State (3/9/22)

20-Point Victory
By CBU25 (91-66) at SUU (11/29/23)
By Opp. ..24 (81-57) vs. Seattle U (3/14/24)

Overtime Game
CBU Win.....86-81 vs Fresno St.
(11/27/24)- 2OT
CBU Loss.....60-62 vs. SFA (2/29/24)

Five+ Players in Double-Figure Scoring
By CBU6, vs. Tarleton (1/11/24)
By Opp.5, vs Abilene Christian (2/4/23)

Zero Players in Double-Figure Scoring
By CBUat Seattle U (1/06/24)
By Opp. San Diego Christian (11/27/21)

Made 40+ Field Goals
By CBU 51, vs West Coast Baptist (2/11/23)
By Opp.52, at Redlands (12/10/04)

Made Fewer Than 20 Field Goals
By CBU16 vs. GCU (3/9/24)
By Opp.19 at UTRGV (1/25/24)

Shot 60 Percent Or Higher From The Field
By CBU61.0 vs. La Verne (12/28/21)
By Opp.61.2 at Utah Tech (2/10/24)

Shot Less Than 30 Percent From The Field
By CBU27.1% vs. GCU (3/9/24)
By Opp. 28% vs West Coast Baptist (2/11/23)

Made 10+ 3-Pointers
By CBU13 vs LIU (11/15/24)
By Opp.15 vs Kennesaw St. (11/09/24)

Made 0 3-Pointers
By CBU(0-1) at Hope Int'l (12/07/10)
By Opp.(0-8), at Utah Valley (1/04/24)

Made 20+ Free Throws
By CBU.....35-42 vs Kennesaw St. (11/09/24)
By Opp22-24 at Utah Tech (2/10/24)

Made 5 or Fewer Free Throws
By CBU4-9, vs Southern Utah (2/1/23)
By Opp.5-9 vs Incarnate Word (11/04/24)

Had 15+ Steals
By CBU15 vs. Bethesda (12/15/15)
By Opp.18, at Fresno Pacific (3/2/13)

Committed 10 Or Fewer Turnovers
By CBU7 vs Fresno St. (11/27/24)
By Opp.9 vs LIU (11/15/24)

CBU Was Ranked
No. 1.....Dec. 2, 2008*
Top 5 (2-5)No. 5 on Feb. 21, 2017
Top 10 (6-10)No. 7 on Nov. 21, 2017
Top 25 (11-25).....No. 21 on March 6, 2018
*NAIA Rankings

CBU Played a Ranked Opp.
No. 5/8.....at Texas (44-68) (11/24/21)

CBU Defeated a Ranked Opp.
No. 3.....vs. Western Oregon (80-76) 3/12/18

CBU Lost to a Ranked Opp.
No. 5/8.....at Texas (44-68) (11/24/21)

<< INDIVIDUAL >>

30 Points by a Player
By CBU...32, Kendal Coleman vs SMU (11/26/24)
By Opp.. 41,Davion Bailey vs Incarnate Word
(11/04/24)

Two Players Scored 20+ Points
By CBU ...D. Daniels Jr. (29) & J.Johnson (20)
vs Fresno St. (11/27/24)
By Opp..... D. Bailey (41) & J. Anderson
(20) vs Incarnate Word (11/04/24)

10+ Field Goals Made by a Player
By CBU.....10, Dominique Daniels Jr. at SFA
(1/27/24)
By Opp17, Davion Bailey vs Incarnate
Word (11/04/24)

5+ 3-Pointers Made by a Player
By CBU.....6, Kendal Coleman vs SMU (11/26/24)
By Opp.8, Simeon Cottle vs Kennesaw St.
(11/09/24)

10+ 3-Point Attempts by a Player
By CBU.....13, D. Daniels Jr. vs Fresno St.
(11/27/24)
By Opp11, A. Aguillard vs Fresno St.
(11/27/24)

10+ Free Throws Made by a Player
By CBU...10-10, M. Williams vs Kennesaw St.
(11/09/24)
By Opp.....11-14, T. Winn III, at UTRGV (3/7/19)

10+ Free Throws Attempted by a Player
By CBU.....10, D. Daniels Jr. vs UCR (11/12/24)
By Opp.....10, D. Williams vs. UTRGV (3/2/24)

15+ Rebounds by a Player
By CBU...15, Kendal Coleman vs Fresno St.
(11/27/24)
By Opp.....15, Elijah
Price vs Fresno St. (11/27/24)

10+ Assists by a Player
By CBU....11, Reed Nottage vs West Coast
Baptist (2/11/23)
By Opp.13, B. Carey, Ottawa (12/28/19)

5+ Blocked Shots by a Player
By CBU5, Tim Ighoefe, vs UC Riverside
(11/30/22)
By Opp.....5, Aziz Bandaogo at Utah
Valley (2/8/23)

5+ Steals by a Player
By CBU .5, M. Acquaah vs. CSUB (1/24/19)
By Opp.5, L. Joseph vs. SFA (2/29/24)

Double-Double by a Player
By CBU14/15 Kendal Coleman vs Fresno St.
(11/27/24)

CBU SINGLE-GAME RECORDS

<< INDIVIDUAL >> D1 Era Only

Points.....39, Dominique Daniels Jr. (1/20/24)

FG Made15, Juhlawnei Stone (2/11/23)

FG Attempted.....31, Dominique Daniels Jr.
(11/27/24)

3-PT Made.....9, T. Rowell (11/25/20)

3-PT Attempted.....15, T. Rowell (11/25/20)

FT Made.....13, Brandon Boyd (1/8/20), Milan
Acquaah (1/3/19), B. Tchoukuiegno (3/1/23),
and Dominique Daniels Jr. (1/20/24)

FT Attempted.....15, Dan Akin (1/12/22)

Rebounds19, 2x-De'jon Davis, (2/13/20)

Blocks....6, Zach Pirog, (2/26/20) & Timothy
Ighoefe (11/17/22)

Assists15, Taran Armstrong (12/7/21)

<< TEAM >>

Overall, NCAA era (Home and Away)

Points.....132 vs. West Coast Baptist (2/11/23)

FG Made51 vs. West Coast Baptist (2/11/23)
FG Attempted92 vs West Coast Baptist
(2/11/23)

3-PT Made.....20, at USC (11/25/20)
3-PT Attempted45, vs. Westcliff (2/13/20)

FT Made.....35 vs Kennesaw St. (11/09/24)
FT Attempted.....42 vs Kennesaw St. (11/09/24)

Rebounds66 vs West Coast Baptist (2/11/23)
Assists40 vs West Coast Baptist (2/11/23)

Our Record When...

*D1 Era only	We Shoot Under 50% from the FT Line: Overall: 3-9 This season: 0-0	We play in December Overall: 24-11 This season: 0-0
CBU Scores over 80 points: Overall: 51-9 This Season: 4-0	We Commit 10 Or Fewer Turn-overs: Overall: 37-22 This Season: 4-3	We play in January Overall: 25-20 This season: 0-0
CBU Scores over 70 points: Overall: 89-26 This Season: 5-1	We commit more than 15 Turn-overs: Overall: 23-36 This Season: 0-0	We play in February Overall: 21-24 This season: 0-0
CBU Scores over 60 points: Overall: 103-57 This Season: 4-2	We win the rebounding battle: Overall: 86-28 This season: 3-0	We play in March: Overall: 8-13 This season: 0-0
CBU Scores under 60 points: Overall: 1-27 This Season: 0-0	We lose the rebounding battle: Overall: 16-47 This season: 2-3	We play on Saturday: Overall: 40-32 This season: 2-0
Overtime Games: Overall: 3-7 This Season: 1-0	Wear White: This Season: 4-2	We play on Thursday: Overall: 19-16 This season: 0-0
Shoot 50%: Overall: 39-3 This Season: 2-1	Wear Black: This Season: 0-0	We play on Wednesday: Overall: 17-19 This season: 1-1
We play a Power-5 opponent: Overall: 1-8	Wear Gray: This Season: 0-0	We play on Sunday: Overall: 4-3 This season: 0-0
We shoot over 40% from 3: Overall: 47-17 This season: 1-1	Wear Blue: This Season: 1-1	We play on Friday: Overall: 11-8 This season: 1-0
We shoot under 30% from 3: Overall: 19-38 This season: 3-1	We sellout the Events Center: Overall: 10-4 This season: 0-0	We play on Tuesday: Overall: 11-5 This season: 0-2
We make 20 Free Throws: Overall: 24-12 This Season: 1-0	We lead at halftime: This season: 3-1	We play on Monday: Overall: 3-4 This season: 1-0
We Shoot 80% from the FT Line: Overall: 28-21 This season: 1-1	We trail at halftime: This season: 1-2	
We Shoot Under 70% from the FT Line: Overall: 37-39 This Season: 2-1	We are tied at halftime: This season: 1-0	
	We play in November Overall: 27-17 This season: 5-3	

Our Record When...

*D1 Era only

Opp. Scores over 80 Points:

Overall: 5-29

This Season: 2-0

CBU holds Opp. under 70 Points:

Overall: 75-31

This Season: 1-0

CBU Plays the BIG West:

Overall: 9-5

This Season: 0-1

CBU Plays the WCC:

Overall: 1-1

This Season: 0-0

CBU Plays the Big Sky

Overall: 4-4

This Season: 1-1

CBU Plays Texas Schools:

Overall: 19-19

This Season: 1-1

CBU Plays Utah Schools:

Overall: 11-14

This Season: 0-0

CBU Holds Opp. under 40% FG

Overall: 46-11

This Season: 0-0

CBU Shoots over 40% FG

Overall: 96-38

This Season: 5-2

CBU Shoots over 50% FG

Overall: 40-3

This Season: 2-1

CBU Shoots under 40% FG

Overall: 9-49

This Season: 0-1

We haul in 40+ Rebounds:

Overall: 54-19

This Season: 1-0

We have a 20-point Scorer:

Overall: 59-34

This Season: 3-3

We play California Schools:

Overall: 35-10

This Season: 1-1

We play non-Cali Schools:

Overall: 71-77

This Season: 4-2

We make 20+ Free Throws:

Overall: 25-10

This Season: 1-0

We make under 10 Free Throws:

Overall: 13-26

This Season: 3-0

We make 10+ Three-Pointers:

Overall: 49-13

This Season: 1-0

We attempt 30+ Three-Pointers

Overall: 28-12

This Season: 2-0

We win the turnover margin:

Overall: 50-18

This Season: 4-2

We record 10+ Steals:

Overall: 6-4

This Season: 1-1

We Block 5+ Shots:

Overall: 28-6

This Season: 0-0

2024-25 CBU MEN'S BASKETBALL ROSTER



Kendal Coleman
F • SR • 6-8 • 230
Shreveport, LA



Dominique Daniels Jr.
G • SR • 5-10 • 180
Compton, CA



Jalen Dollar
G • FR • 5-10 • 160
Seattle, WA



Brantly Stevenson
G • SR • 6-4 • 190
Rancho Cucamonga, CA



Jonathan Griman
F • R-FR • 6-11 • 215
Caracas, Venezuela



Adam Moussa
G • GR • 6-3 • 195
Cairo, Egypt



Tylen Riley
G • SO • 6-3 • 190
Las Vegas, NV



Devon Malcolm
G • JR • 6-5 • 220
Medford, OR



Javonte Johnson
G • GR • 6-6 • 210
Colorado Springs, CO



AJ Braun
F • SR • 6-9 • 230
Dayton, OH



Mouhamadou Dioum
F • FR • 6-5 • 195
Dakar, Senegal



Sam Silverstein
G • SR • 6-6 • 215
Glencoe, ILL



Nico Rafalovich
G • FR • 6-6 • 195
Forest Grove, OR



Martel Williams
G • JR • 6-3 • 215
Las Vegas, NV



Bradey Henige
F • FR • 7-0 • 240
Gelndale, AZ

NUMERICAL ROSTER

No.	Name	Pos.	Yr.	Ht.	Wt.	Hometown/Previous School
0	Kendal Coleman	F	Sr.	6-8	230	Shreveport, LA/LSU
1	Dominique Daniels Jr.	G	Sr.	5-10	185	Compton, Calif./SBVC
2	Jalen Dollar	G	Fr.	5-10	160	Seattle, Washington/Roosevelt HS
4	Brantly Stevenson	G	Sr.	6-4	190	Rancho Cucamonga, Calif./Cal Poly
8	Jonathan Griman	F	R-Fr.	6-11	215	Caracas, Venezuela/NBA Academy
10	Adam Moussa	G	Gr.	6-3	195	Cairo, Egypt/Tarleton
11	Tylen Riley	G	So.	6-3	190	Las Vegas, NV/Durango High School
12	Devon Malcolm	G	Jr.	6-5	220	Medford, Oregon/Yuba College
13	Javonte Johnson	G	Gr.	6-6	210	Colorado Springs, Colo./Colorado St.
14	A.J. Braun	F	Sr.	6-9	230	Dayton, Ohio/Wright State
15	Mouhamadou Dioum	F	Fr.	6-5	195	Dakar, Senegal/St. Chamond
20	Sam Silverstein	G	Sr.	6-6	215	Glencoe, Ill./Harvard
25	Nico Rafalovich	G	Fr.	6-6	195	Forest Grove, Ore./Jesuit HS
33	Martel Williams	G	Jr.	6-3	215	Las Vegas, Nev./Utah State Eastern
42	Bradey Henige	F	Fr.	7-0	240	Glendale, Ariz./Cactus HS

Head Coach: Rick Croy (12th season)

Associate Head Coach: Hardy Asprilla (12th Season)

Assistant Coaches: Doc Wellman (12th Season), Reggie Howard (2nd Year), Dominic Lippi (2nd Year), Scott Clark (1st Year)

Communication Contact: Ryley Collom

ROSTER BREAKDOWN

Key Returners	Transfers	Freshman
<p>Dominique Daniels Jr.: 21 GP 19.2</p> <p>PPG 57 3PM 3 APG</p> <p>Kendal Coleman: 24 GP 6 PPG 6.3</p> <p>RPG 51% FG</p> <p>Brantly Stevenson: 33 GP 7.9 PPG 51</p> <p>3PM 3.2 RPG</p>	<p>Javonte Johnson- Colorado State</p> <p>AJ Braun- Wright State</p> <p>Sam Silverstein- Harvard</p> <p>Martel Williams- Utah State Eastern</p> <p>Devon Malcolm- Yuba College</p> <p>Adam Moussa- Tarleton</p>	<p>Jalen Dollar- Roosevelt HS</p> <p>Mouhamoudou Dioum- St. Chamond</p> <p>Nico Rafalovich- Jesuit HS</p> <p>Bradey Henige- Cactus HS</p>
<p>Other Returners</p> <p>Tylen Riley: 27 GP 2.5 PPG</p> <p>Jonathan Griman: 11 GP</p>		

PRONUNCIATIONS

Coach Hardy Asprilla	Hardy Uh-spree-yuh
#10 Adam Moussa.....	Moosa
#11 Tylen Riley	Tie-Lin
#8 Jonathan Griman.....	Grymin
#12 Devon Malcolm	Devin
#14 AJ Braun.....	Brown
#15 Mouhamadou Dioum.....	Mom-Adoo Dee-Om
#25 Nico Rafalovich	Ruh-fallo-vich
#42 Bradey Henige	Henig

CBU SEASON & CAREER HIGHS



#0 Kendal Coleman

Season High
Points: 32 vs SMU (11/26/24)
Rebounds: 15 vs Fresno St. (11/27/24)
Assists: 2 vs LIU (11/15/24)
FG Made: 12 vs SMU (11/26/24)
FG Attempt: 16 vs SMU (11/26/24)
Blocks: 2 vs UCR (11/12/24)
3FG Made: 6 vs SMU (11/26/24)
3FG Attempt: 8 vs SMU (11/26/24)

Career High
Points: 32 vs SMU (11/26/24)
Rebounds: 20 vs Southeast Louisiana (3/5/22)
Assists: 4 at New Orleans (1/22/22)
FG Made: 12 vs SMU (11/26/24)
FG Attempt: 20 at New Orleans (1/22/22)
Blocks: 5 at Houston Christian (2/3/22)
3FG Made: 6 vs SMU (11/26/24)
3FG Attempt: 8 vs SMU (11/26/24)



#1 Dominique Daniels Jr.

Season High
Points: 29 vs Fresno St. (11/27/24)
Rebounds: 5 vs Kennesaw St. (11/09/24)
Assists: 6 vs Incarnate Word (11/04/24)
Steals: 2x3, last vs N. Colorado (11/20/24)
FG Made: 10 vs Fresno St. (11/27/24)
FG Attempt: 31 vs Fresno St. (11/27/24)
3FG Made: 5 vs LIU (11/15/24)
3FG Attempt: 14 vs LIU (11/15/24)

Career High
Points: 47 vs Desert College (1/25/23)
Rebounds: 9 at Palo Verde (1/14/23)
Assists: 11x2, last vs Barstow (1/18/23)
Steals: 6x3, last vs Cerra Coso (2/4/23)
FG Made: 17 vs Desert College (1/25/23)
FG Attempt: 31 vs Fresno St. (11/27/24)
3FG Made: 9 vs Desert College (1/25/23)
3FG Attempt: 14x2, last vs LIU (11/15/24)



#2 Jalen Dollar

Season High
Points:
Rebounds:
Assists:
Steals:
FG Made:
FG Attempt:
3FG Made:
3FG Attempt:

Career High
Points:
Rebounds:
Assists:
Steals:
FG Made:
FG Attempt:
3FG Made:
3FG Attempt:



#4 Brantly Stevenson

Season High
Points: 12 vs Kennesaw St. (11/09/24)
Rebounds: 3x2, last vs Kennesaw St. (11/09/24)
Assists: 1x2, last vs UCR (11/12/24)
Steals: 1x4, last vs Fresno St. (11/27/24)
FG Made: 3x2, last vs UCR (11/12/24)
FG Attempt: 8 vs Kennesaw St. (11/09/24)
3FG Made: 3 vs UCR (11/12/24)
3FG Attempt: 8 vs Kennesaw St. (11/09/24)

Career High
Points: 32 vs UC Riverside (3/4/23)
Rebounds: 11 at CSUN (1/08/22)
Assists: 7 vs Bethel (11/27/20)
Steals: 4x2 vs. Long Beach St. (1/26/23)
FG Made: 10 at Pacific (11/28/22)
FG Attempt: 18 vs UC Riverside (3/4/23)
3FG Made: 4x3, last vs Jackson St. (11/10/23)
3FG Attempt: 10 vs Jackson St. (11/10/23)



#8 Jonathan Griman

Season High
Points:
Rebounds:
Assists:
Blocks:
FG Made:
FG Attempt:

Career High
Points: 6 at SUU (11/29/23)
Rebounds: 4 vs. Vanguard (11/25/23)
Assists: 1x3, last at UTRGV (1/25/24)
Blocks: 2 vs. Vanguard (11/25/23)
FG Made: 2 at SUU (11/29/23)
FG Attempt: 2 at SUU (11/29/23)

CBU SEASON & CAREER HIGHS



#10 Adam Moussa

Season High

Points: 10 vs E. Washington (11/23/24)
Rebounds: 3 vs E. Washington (11/23/24)
Assists: 8 vs SMU (11/26/24)
Steals: 3x2, last vs SMU (11/26/24)
FG Made: 3 vs E. Washington (11/23/24)
FG Attempt: 8 vs Fresno St. (11/27/24)
3FG Made: 2 vs E. Washington (11/23/24)
3FG Attempt: 3 vs E. Washington (11/23/24)

Career High

Points: 32 at Western Colorado
Rebounds: 11 vs Nova Southeastern
Assists: 10 vs CBU (2/24/24)
Steals: 7 at Colorado Mesa
FG Made: 11 at Western Colorado
FG Attempt: 19 at MSU Billings
3FG Made: 5 at NM Highlands
3FG Attempt: 12 at Regis



#11 Tylen Riley

Season High

Points: 13 vs LIU (11/15/24)
Rebounds: 4 vs LIU (11/15/24)
Assists: 6 vs LIU (11/15/24)
Steals: 3 vs LIU (11/15/24)
FG Made: 6 vs LIU (11/15/24)
FG Attempt: 12 vs LIU (11/15/24)
3FG Made: 1 vs Incarnate Word (11/04/24)
3FG Attempt: 5 vs N. Colorado (11/20/24)

Career High

Points: 13 vs LIU (11/15/24)
Rebounds: 6 vs SF State (11/6/23)
Assists: 6 vs LIU (11/15/24)
Steals: 3 vs SF State (11/6/23)
FG Made: 6 vs LIU (11/15/24)
FG Attempt: 12 vs LIU (11/15/24)
3FG Made: 2, at NM State (12/30/23)
3FG Attempt: 5 vs N. Colorado (11/20/24)



#12 Devon Malcolm

Season High

Points:
Rebounds:
Assists:
Blocks:
FG Made:
FG Attempt:
3FG Made:
3FG Attempt:

Career High

Points:
Rebounds:
Assists:
Blocks:
FG Made:
FG Attempt:
3FG Made:
3FG Attempt:



#13 Javonte Johnson

Season High

Points: 20 vs Fresno St. (11/27/24)
Rebounds: 7 vs LIU (11/15/24)
Assists: 2x3, last vs N. Colorado (11/20/24)
Steals: 3x2, last vs N. Colorado (11/20/24)
FG Made: 7 vs Fresno St. (11/27/24)
FG Attempt: 11 vs Fresno St. (11/27/24)
3FG Made: 5 vs Fresno St. (11/27/24)
3FG Attempt: 8 vs Fresno St. (11/27/24)

Career High

Points: 23 vs Utah State (1/08/22)
Rebounds: 10 vs Grambling State (11/15/21)
Assists: 4 vs Colorado State (12/28/23)
Steals: 3x4, last vs N. Colorado (11/20/24)
FG Made: 8 vs Utah State (1/08/22)
FG Attempt: 12 vs Utah State (1/08/22)
3FG Made: 7 vs Utah State (1/08/22)
3FG Attempt: 9 vs Utah State (1/08/22)



#14 AJ Braun

Season High

Points: 17 vs Incarnate Word (11/04/24)
Rebounds: 11 vs Fresno St. (11/27/24)
Assists: 2 vs UCR (11/12/24)
Blocks: 3 vs Fresno St. (11/27/24)
FG Made: 7 vs Incarnate Word (11/04/24)
FG Attempt: 13 vs Fresno St. (11/27/24)

Career High

Points: 24 vs Robert Morris (2/17/24)
Rebounds: 16 vs MUS (12/22/23)
Assists: 5 vs Davidson (11/9/22)
Blocks: 5 at Northern Kentucky (2/4/24)
FG Made: 10 at Oakland (2/25/24)
FG Attempt: 15 at Oakland (2/25/24)

CBU SEASON & CAREER HIGHS



#15 Mohamoudou Dioum

Season High

Points:
Rebounds:
Assists:
Steals
FG Made:
FG Attempt:
3FG Made:
3FG Attempt:

Career High

Points:
Rebounds:
Assists:
Steals
FG Made:
FG Attempt:
3FG Made:
3FG Attempt:



#20 Sam Silverstein

Season High

Points: 9x3, last vs E. Washington (11/23/24)
Rebounds: 8x3, last vs Fresno St. (11/27/24)
Assists: 4x2, last vs E. Washington (11/23/24)
Steals: 2x4, last vs SMU (11/26/24)
FG Made: 4 vs E. Washington (11/23/24)
FG Attempt: 6x2, last vs N. Colorado (11/20/24)
3FG Made: 2 vs SMU (11/26/24)
3FG Attempt: 3 vs SMU (11/26/24)

Career High

Points: 20 at Dartmouth (3/4/23)
Rebounds: 10x2, last at Penn (1/28/23)
Assists: 4x5, last vs E. Washington (11/23/24)
Steals: 5 vs Siena (11/20/22)
FG Made: 8 at Dartmouth (3/4/23)
FG Attempt: 14 at Fordham (11/27/22)
3FG Made: 3 at Fordham (11/27/22)
3FG Attempt: 14 at Fordham (11/27/22)



#25 Nico Rafalovich

Season High

Points:
Rebounds:
Assists:
Steals
FG Made:
FG Attempt:
3FG Made:
3FG Attempt:

Career High

Points:
Rebounds:
Assists:
Steals
FG Made:
FG Attempt:
3FG Made:
3FG Attempt:



#33 Martel Williams

Season High

Points: 23 vs LIU (11/15/24)
Rebounds: 6 vs Kennesaw St. (11/09/24)
Assists: 2 vs LIU (11/15/24)
Steals: 3 vs N. Colorado (11/20/24)
FG Made: 9 vs LIU (11/15/24)
FG Attempt: 12x3, last vs E. Washington (11/23/24)
3FG Made: 3 vs LIU (11/15/24)
3FG Attempt: 6 vs LIU (11/15/24)

Career High

Points: 23 vs LIU (11/15/24)
Rebounds: 8 vs Bethesda (11/14/23)
Assists: 4 vs Bethesda (11/14/23)
Steals: 3 vs N. Colorado (11/20/24)
FG Made: 7 vs Bethesda (11/14/23)
FG Attempt: 12x3, last vs E. Washington (11/23/24)
3FG Made: 3 vs LIU (11/15/24)
3FG Attempt: 6 vs LIU (11/15/24)



#42 Bradey Henige

Season High

Points: 5 vs E. Washington (11/23/24)
Rebounds: 5 vs E. Washington (11/23/24)
Assists: 1 vs LIU (11/15/24)
Blocks: 1 vs E. Washington (11/23/24)
FG Made: 2x2, last vs SMU (11/26/24)
FG Attempt: 3x2, last vs E. Washington (11/23/24)

Career High

Points: 5 vs E. Washington (11/23/24)
Rebounds: 5 vs E. Washington (11/23/24)
Assists: 1 vs LIU (11/15/24)
Blocks: 1 vs E. Washington (11/23/24)
FG Made: 2x2, last vs SMU (11/26/24)
FG Attempt: 3x2, last vs E. Washington (11/23/24)

Box Score vs. Fresno St. (2OT)

California Baptist (5-3,0-0 WAC) -vs- Fresno St. (3-4,0-0 Mountain West)

11/27/24 at Acrisure Arena, Palm Desert, CA

Date: 11/27/24

Time: 9:00 PM

Attendance: 200

Site: Acrisure Arena, Palm Desert, CA

Referees: DeSelle Dean, Michael Mojica, John Hampton

Score By Period	1	2	OT 1	OT 2	Total
California Baptist	37	28	9	12	86
Fresno St.	27	38	9	7	81

California Baptist 86

#	Player	GS	MIN	FG	3PT	FT	ORB-DRB	REB	PF	A	TO	BLK	STL	PTS
01	Daniels Jr.,Dominique	*	45	10-31	3-13	6-6	2-1	3	1	4	3	0	1	29
25	Coleman,Kendal	*	35	7-12	0-1	0-1	6-9	15	4	0	1	1	0	14
14	Braun,AJ	*	35	5-13	0-2	2-4	4-7	11	1	1	1	3	0	12
20	Silverstein,Sam	*	43	1-4	0-2	0-2	1-7	8	3	3	0	0	1	2
33	Williams,Martel	*	11	0-6	0-1	0-0	1-0	1	0	0	0	0	1	0
13	Johnson,Javonté		31	7-11	5-8	1-1	3-3	6	4	0	0	0	1	20
04	Stevenson,Brantly		20	2-4	1-3	0-0	0-1	1	1	1	0	0	1	5
10	Moussa,Adam		26	2-8	0-4	0-0	0-2	2	2	5	1	0	1	4
42	Henige,Bradey		4	0-1	0-0	0-0	1-1	2	1	0	0	0	0	0
TM	TEAM		0	0-0	0-0	0-0	1-2	3	0	0	1	0	0	0
Totals		-	250	34-90	9-34	9-14	19-33	52	17	14	7	4	6	86

Team Summary	FG	3PT	FT
First Half	14-36 38.89 %	5-15 33.33 %	4-6 66.67 %
Second Half	12-39 30.77 %	3-14 21.43 %	1-4 25.00 %
OT 1	4-9 44.44 %	1-4 25.00 %	0-0 0.00%
OT 2	4-6 66.67 %	0-1 0.00 %	4-4 100.00 %
Total	34-90 37.8 %	9-34 26.5 %	9-14 64.3 %

Technical Fouls: none Second Chance Points: 15 Scores Tied: 8 times(s) Points in the Paint: 42 Fast Break Points: 7
 Lead Changed: 11 times(s) Points off Turnovers: 14 Bench Points: 29 Largest Lead: 0 0

Fresno St. 81

#	Player	GS	MIN	FG	3PT	FT	ORB-DRB	REB	PF	A	TO	BLK	STL	PTS
03	Price,Elijah	*	42	7-13	0-1	2-5	3-12	15	4	0	2	3	1	16
05	Weaver,Jalen	*	38	5-10	0-1	1-1	2-3	5	2	0	2	0	0	11
11	Robinson,Mykell	*	47	3-14	1-5	3-4	0-9	9	1	2	3	1	0	10
10	Collins,Zaon	*	43	5-8	0-1	0-0	1-5	6	3	4	3	0	0	10
23	Seck,Mor	*	19	2-6	0-0	0-0	2-1	3	0	0	0	0	0	4
01	Augillard,Amar		34	9-22	3-11	5-7	4-4	8	1	1	3	0	1	26
08	Crawford,Alex		14	2-4	0-1	0-0	0-1	1	1	0	0	0	0	4
15	Douglas Jr.,David		7	0-1	0-1	0-0	0-0	0	0	0	0	0	1	0
00	Tremble,Jasir		3	0-0	0-0	0-0	0-0	0	0	0	0	0	0	0
21	Amuneke,Brian		3	0-0	0-0	0-0	0-0	0	1	0	1	0	0	0
TM	TEAM		0	0-0	0-0	0-0	2-4	6	0	0	1	0	0	0
Totals		-	250	33-78	4-21	11-17	14-39	53	13	7	15	4	3	81

Team Summary	FG	3PT	FT
First Half	13-29 44.83 %	0-7 0.00 %	1-2 50.00 %
Second Half	15-34 44.12 %	2-8 25.00 %	6-10 60.00 %
OT 1	3-8 37.50 %	2-4 50.00 %	1-2 50.00 %
OT 2	2-7 28.57 %	0-2 0.00 %	3-3 100.00 %
Total	33-78 42.3 %	4-21 19.0 %	11-17 64.7 %

Technical Fouls: none Second Chance Points: 14 Scores Tied: 8 times(s) Points in the Paint: 52 Fast Break Points: 10
 Lead Changed: 11 times(s) Points off Turnovers: 4 Bench Points: 30 Largest Lead: 0 0

2023-24 Team Box Score



2024-25 California Baptist Men's Basketball Season Box Score All games

Page 1/1
as of Nov 30, 2024

Game Records

Record	Overall	Home	Away	Neutral
ALL GAMES	5-3	4-2	0-0	1-1
CONFERENCE	0-0	0-0	0-0	0-0
NON-CONFERENCE	5-3	4-2	0-0	1-1

Team Box Score

No.	Player				Total		3-Point		F-Throw		Rebounds											
		GP-GS	MIN	AVG	FG-FGA	FG%	3FG-3FGA	3FG%	FT-FTA	FT%	OFF	DEF	TOT	AVG	PF	DQ	A	TO	BLK	STL	PTS	AVG
1	DANIELS JR., Dominique	8-8	287:23	35.9	57-151	.377	13-53	.245	35-42	.833	5	15	20	2.5	17	0	25	13	0	8	162	20.3
0	COLEMAN, Kendal	8-8	219:52	27.5	46-77	.597	11-19	.579	18-26	.692	24	42	66	8.3	13	0	6	11	4	2	121	15.1
33	WILLIAMS, Martel	8-8	193:41	24.2	28-67	.418	4-21	.190	19-20	.950	11	12	23	2.9	10	0	4	9	3	7	79	9.9
14	BRAUN, AJ	8-8	170:51	21.4	32-57	.561	2-5	.400	13-24	.542	15	24	39	4.9	10	0	6	5	4	0	79	9.9
11	RILEY, Tylen	6-0	95:37	15.9	15-39	.385	1-14	.071	8-9	.889	3	6	9	1.5	12	1	10	4	4	6	39	6.5
13	JOHNSON, Javonté	8-3	182:39	22.8	18-40	.450	11-29	.379	1-1	1.000	6	19	25	3.1	13	0	8	8	0	9	48	6.0
20	SILVERSTEIN, Sam	8-5	211:29	26.4	15-35	.429	4-12	.333	8-14	.571	15	34	49	6.1	20	0	20	5	4	10	42	5.3
4	STEVENSON, Brantly	8-0	123:21	15.4	11-29	.379	7-17	.412	7-8	.875	2	8	10	1.3	6	0	5	2	1	4	36	4.5
10	MOUSSA, Adam	4-0	91:43	22.9	5-15	.333	2-9	.222	2-2	1.000	0	7	7	1.8	4	0	19	6	1	8	14	3.5
42	HENIGE, Bradey	8-0	72:43	9.1	8-15	.533	0-0	.000	4-6	.667	7	9	16	2.0	10	0	1	4	1	1	20	2.5
2	DOLLAR, Jalen	1-0	00:42	0.7	0-0	.000	0-0	.000	0-0	.000	0	0	0	0.0	0	0	0	1	0	0	0	0.0
Team											13	10	23					2				
Total		8	1650		235-525	.448	55-179	.307	115-152	.757	101	186	287	35.9	115	1	104	70	22	55	640	80.0
Opponents		8	1650		232-490	.473	61-166	.367	91-124	.734	84	206	290	36.3	144	3	90	98	26	35	616	77.0

Score by Periods

Team	1st	2nd	OT	TOT
California Baptist	298	321	21	640
Opponents	299	301	16	616

2023-24 Combined Statistics



2024-25 California Baptist Men's Basketball Combined Team Statistics All games

Page 1/1
as of Nov 30, 2024

Game Records

Record	Overall	Home	Away	Neutral
ALL GAMES	5-3	4-2	0-0	1-1
CONFERENCE	0-0	0-0	0-0	0-0
NON-CONFERENCE	5-3	4-2	0-0	1-1

Score by Periods

Team	1st	2nd	OT	TOT
California Baptist	298	321	21	640
Opponents	299	301	16	616

Team Box Score

No.	Player				Total		3-Point		F-Throw		Rebounds												
		GP-GS	MIN	AVG	FG-FGA	FG%	3FG-3FGA	3FG%	FT-FTA	FT%	OFF	DEF	TOT	AVG	PF	DQ	A	TO	BLK	STL	PTS	AVG	
1	DANIELS JR., Dominique	8-8	287:23	35.9	57-151	.377	13-53	.245	35-42	.833	5	15	20	2.5	17	0	25	13	0	8	162	20.3	
0	COLEMAN, Kendal	8-8	219:52	27.5	46-77	.597	11-19	.579	18-26	.692	24	42	66	8.3	13	0	6	11	4	2	121	15.1	
33	WILLIAMS, Martel	8-8	193:41	24.2	28-67	.418	4-21	.190	19-20	.950	11	12	23	2.9	10	0	4	9	3	7	79	9.9	
14	BRAUN, AJ	8-8	170:51	21.4	32-57	.561	2-5	.400	13-24	.542	15	24	39	4.9	10	0	6	5	4	0	79	9.9	
11	RILEY, Tylan	6-0	95:37	15.9	15-39	.385	1-14	.071	8-9	.889	3	6	9	1.5	12	1	10	4	4	6	39	6.5	
13	JOHNSON, Javonté	8-3	182:39	22.8	18-40	.450	11-29	.379	1-1	1.000	6	19	25	3.1	13	0	8	8	0	9	48	6.0	
20	SILVERSTEIN, Sam	8-5	211:29	26.4	15-35	.429	4-12	.333	8-14	.571	15	34	49	6.1	20	0	20	5	4	10	42	5.3	
4	STEVENSON, Brantly	8-0	123:21	15.4	11-29	.379	7-17	.412	7-8	.875	2	8	10	1.3	6	0	5	2	1	4	36	4.5	
10	MOUSSA, Adam	4-0	91:43	22.9	5-15	.333	2-9	.222	2-2	1.000	0	7	7	1.8	4	0	19	6	1	8	14	3.5	
42	HENIGE, Bradey	8-0	72:43	9.1	8-15	.533	0-0	.000	4-6	.667	7	9	16	2.0	10	0	1	4	1	1	20	2.5	
2	DOLLAR, Jalen	1-0	00:42	0.7	0-0	.000	0-0	.000	0-0	.000	0	0	0	0.0	0	0	0	1	0	0	0	0.0	
Team											13	10	23										
Total		8	1650		235-525	.448	55-179	.307	115-152	.757	101	186	287	35.9	115	1	104	70	22	55	640	80.0	
Opponents		8	1650		232-490	.473	61-166	.367	91-124	.734	84	206	290	36.3	144	3	90	98	26	35	616	77.0	

Team Statistics

	CBU	OPP
Scoring	640	616
Points per game	80.0	77.0
Scoring margin	+3.0	-
Field goals-att	235-525	232-490
Field goal pct	.448	.473
3 point fg-att	55-179	61-166
3-point FG pct	.307	.367
3-pt FG made per game	6.9	7.6
Free throws-att	115-152	91-124
Free throw pct	.757	.734
F-Throws made per game	14.4	11.4
Rebounds	287	290
Rebounds per game	35.9	36.3
Rebounding margin	-0.4	-
Assists	104	90
Assists per game	13.0	11.3
Turnovers	70	98
Turnovers per game	8.8	12.3
Turnover margin	+3.5	-
Assist/turnover ratio	1.5	0.9
Steals	55	35
Steals per game	6.9	4.4
Blocks	22	26
Blocks per game	2.8	3.3
Winning streak	1	-
Home win streak	1	-
Attendance	18492	0
Home games-Avg/Game	6-3082	0-0
Neutral site-Avg/Game	-	2-368

Team Results

Date	Opponent		Score	Att.
11/04/2024	UIW	W	83-78	3294
11/09/2024	Kennesaw St.	W	88-84	2557
11/12/2024	UC Riverside	L	69-70	3607
11/15/2024	LIU	W	90-77	4233
11/20/2024	Northern Colo.	L	68-79	2737
11/23/2024	Eastern Wash.	W	79-68	2064
11/26/2024	vs SMU	L	77-79	536
11/27/2024	vs Fresno St.	Wot2	86-81	200

DI SINGLE-GAME RECORDS - INDIVIDUAL

Points

39	Dominique Daniels Jr.....vs. Southern Utah (1/20/24)
37	Milan Acquaah vs. South Dakota (11/27/19)
36	Milan Acquaah vs. NM State (01/03/19)
36	*Juhlawnei Stone vs. West Coast Baptist (2/11/23)
32	Dominique Daniels Jr..... vs. WKU (12/19/23)
32	Ty Rowell at USC (12/4/20)
31	De'jon Davis..... vs. Seattle U (2/29/20)
30	Milan Acquaah vs. Grand Canyon (2/8/20)
30	Milan Acquaah vs. MVSU (12/1/18)
30	Dominique Daniels Jr..... vs. Utah Tech (12/06/23)
29	Dominique Daniels Jr..... at SFA (1/27/24)

Field Goals Made

15	Juhlawnei Stone vs. West Coast Baptist (2/11/23)
12	Milan Acquaahvs. South Dakota (11/27/19)
11	Reed Nottagevs. San Jose State (11/18/21)
11	Ty Rowell at USC (11/25/20)
11	Reed Nottagevs. St. Katherine (12/10/20)
11	De'jon Davis.....vs. Seattle U (2/29/20)
11	Milan Acquaahvs. Southern U (12/18/19)
11	Milan Acquaahat UC Irvine (12/7/19)
11	Milan Acquaah vs. La Verne (12/29/18)
10	Milan Acquaah vs. Ark.-Pine Bluff (11/23/18)
10	Taran Armstrong.....vs. Southern Utah (2/1/23)
10	Jordan Heading at CSU Bakersfield (2/23/19)
10	Dominique Daniels Jr.....vs. WKU (12/19/23)
10	Jordan Heading at Kansas City (1/10/19)
10	Milan Acquaah vs. NM State (1/3/19)
10	Dominique Daniels Jr..... vs. Southern Utah (1/20/24)

Field Goals Attempted

31	Dominique Daniels Jr.....vs Fresno St. (11/27/24)
29	Milan Acquaah vs. South Dakota (11/27/19)
24	Dominique Daniels Jr..... vs. Utah Tech (12/06/23)
24	Dominique Daniels Jr..... vs. Southern Utah (1/20/24)
24	Milan Acquaah at Utah Valley (1/30/19)
24	Milan Acquaahvs. Howard (11/24/18)
24	Milan Acquaah at Tulsa (11/16/18)
23	Milan Acquaah vs. Southern U (12/18/19)
22	Milan Acquaah vs. Grand Canyon (2/8/20)
22	Milan Acquaahvs. UC Irvine (12/5/18)
21	Taran Armstrongat Utah Valley (2/26/22)

Field Goal Percentage (min. 5 made)

8-8	Gorjok Gak.....vs. Vanguard (2/27/21)
7-7	De'jon Davis..... vs. Bethune-Cookman (12/14/19)
7-7	Omar Lo vs. Cal Lutheran (11/8/19)
6-6	Dan Akin vs. North Dakota (12/7/21)
6-6	Juhlawnei Stone vs. San Diego Christian (11/27/21)
6-6	Tre Armstrong vs. San Diego Christian (1/20/21)
6-6	Bul Kuol..... at CSU Bakersfield (1/8/20)
5-5	Kendal Coleman at UTRGV (1/25/24)
5-5	Gorjok Gakvs. Dixie State (1/29/21)
5-5	Glenn Morison.....vs. MVSU (12/22/19)

Three-Point Field Goals Made

9	Ty Rowell at USC (11/25/20)
8	Ty Rowell at Lamar (3/5/22)
7	Scotty Washington..... at SFA (1/27/24)
6	Tre Armstrong vs. Lamar (2/10/22)
6	Dominique Daniels Jr..... vs. Seattle U (2/3/24)
6	Ty Rowell vs. SE Missouri State (12/21/21)
6	Reed Nottage vs. San Jose State (11/18/21)
6	Dominique Daniels Jr.....vs. Southern Utah (1/20/24)
6	Ferron Flavors Jr..... vs. Central Arkansas (11/22/19)
6	Jordan Heading at UTRGV (3/7/19)
6	Jordan Headingat CSU Bakersfield (2/12/19)
6	Scotty Washington.....at Southern Utah (11/29/23)
6	Dominique Daniels Jr..... vs. SF State (11/06/23)

Three-Point Field Goals Attempted

15	Ty Rowell vs. USC (11/25/20)
15	Milan Acquaah at Tulsa (11/16/18)
14	Dominique Daniels Jr..... vs. Utah Tech (12/06/23)
13	Ty Rowell at Lamar (3/5/22)
13	Tre Armstrongvs. UTRGV (2/12/22)
13	Ferron Flavors Jr..... vs. Central Arkansas (11/22/19)
13	Dominique Daniels Jr.....vs Fresno St. (11/27/24)
12	Tre Armstrong vs. Lamar (2/10/22)
12	Dominique Daniels Jr..... vs. Southern Utah (1/20/24)
12	Milan Acquaah vs. South Dakota (11/27/19)
12	Scotty Washington at SFA (1/27/24)
12	Dominique Daniels Jr..... vs. Seattle U (2/3/24)

Three-Point Field Goal Percentage (min. 3 made)

4-4	Tre Armstrong vs. San Diego Christian (1/20/21)
4-4	De'jon Davis..... vs. Seattle U (2/29/20)
4-4	Ty Rowell vs. Bethesda (2/12/19)
3-3	Ty Rowell at Arizona (12/18/21)
3-3	Bul Kuol..... at CSU Bakersfield (1/8/20)

Free Throws Made

13	Brandon Boyd at CSU Bakersfield (1/8/20)
13	Milan Acquaah vs. NM State (1/3/19)
13	Dominique Daniels Jr..... vs. Southern Utah (1/20/24)
12	Blondeau Tchoukuiegn at UTA (3/7/24)
12	Dan Akin at Tarleton State (1/20/22)
11	Tre Armstrongat Utah Valley (1/9/21)
10	Dan Akin vs. Sam Houston (1/26/22)
10	Tre Armstrong vs. Utah Valley (1/15/22)
10	Milan Acquaah vs. Central Arkansas (11/22/19)
9	Ty Rowell vs. Tarleton State (1/15/21)
9	Milan Acquaah vs. UTRGV (1/5/19)
9	De'jon Davis.....vs. Howard (11/24/18)

Free Throws Attempted

15	Dan Akinvs. Dixie State (1/12/22)
14	Dan Akin at Tarleton State (1/20/22)
14	Dominique Daniels Jr..... vs. Southern Utah (1/20/24)
14	Brandon Boyd at CSU Bakersfield (1/8/20)
13	Blondeau Tchoukuiegn at UTA (3/7/24)
13	Milan Acquaah vs. NM State (1/3/19)
12	Blondeau Tchoukuiegn vs. UVU (3/13/24)
12	Ty Rowellvs. Long Beach State (1/23/21)
11	Tre Armstrong vs. Utah Valley (1/15/22)
11	Dominique Daniels Jr..... vs. WKU (12/19/23)

Free Throw Percentage (min. 5 attempts)

13-13	Milan Acquaah vs. NM State (1/3/19)
11-11	Tre Armstrongat Utah Valley (1/9/21)
10-10	Milan Acquaah vs. Central Arkansas (11/22/19)
9-9	Ty Rowell vs. Tarleton State (1/15/21)
9-9	Milan Acquaah vs. UTRGV (1/2/20)
9-9	Milan Acquaah vs. Chicago State (2/7/19)
8-8	Gorjok Gak vs. Seattle U (3/5/21)
8-8	Elijah Thomas.....vs. Fresno Pacific (12/12/20)
8-8	Zach Pirog.....at Seattle U (2/1/20)
8-8	Brandon Boyd vs. UTRGV (1/2/20)
8-8	Milan Acquaah vs. Loyola Marymount (3/20/19)

Rebounds

19	De'jon Davis.....vs. Westcliff (2/13/20)
19	De'jon Davis.....at Seattle U (2/1/20)
18	Yvan Ouedraogo vs. GCU (3/9/24)
18	Gorjok Gakvs. Dixie State (1/30/21)
17	Dan Akin vs. UTRGV (2/12/22)
17	Gorjok Gak vs. Tarleton State (1/15/21)
17	De'jon Davis.....at Utah Valley (1/29/20)
16	Hunter Goodrick..... vs. Cal Poly (11/19/23)
16	Hunter Goodrick..... vs. Seattle U (2/3/24)
16	Gorjok Gakvs. Long Beach State (1/23/21)
16	Kendal Colemanvs. SFA (2/29/24)

*came against an NCCAA Opponent

Assists

15	Taran Armstrong vs. North Dakota (12/7/21)
12	Taran Armstrong vs. San Jose State (11/18/21)
12	Taran Armstrong vs. Jackson State (11/16/21)
11	Taran Armstrong vs. Cal Poly (12/2/21)
11	Milan Acquaah at Tulsa (11/16/18)
10	Taran Armstrong vs. Lamar (2/10/22)
10	Milan Acquaah vs. Westcliff (2/13/20)
10	Milan Acquaah vs. Grand Canyon (2/8/20)
9	Taran Armstrong vs. UTRGV (2/12/22)
9	Taran Armstrong vs. MVSU (11/13/21)
9	Tre Armstrong at USC (11/25/20)
9	Marquise Mosley vs. Bethesda (2/12/19)

Steals

5	Milan Acquaah vs. CSU Bakersfield (1/24/19)
5	Milan Acquaah at Oral Roberts (11/13/18)
4	Ty Rowell at Abilene Christian (1/22/22)
4	Ty Rowell vs. Seattle U (1/17/22)
4	Elijah Thomas vs. Seattle U (3/6/21)
4	Milan Acquaah vs. Cal Lutheran (11/8/19)
4	Milan Acquaah at Utah Valley (1/30/19)
4	Milan Acquaah at Nevada (11/19/18)

Blocked Shots

6	Tim Ighoefe at Washington (11/17/22)
6	Dan Akin at Tarleton State (1/20/22)
6	Zach Pirog vs. Utah Valley (2/26/20)
5	Tim Ighoefe vs. UC Riverside (11/30/22)
5	Gorjok Gak vs. Tarleton State (1/16/21)
5	Zach Pirog vs. Utah Valley (3/2/19)
5	Zach Pirog vs. UTRGV (1/5/19)
4	Gorjok Gak vs. Seattle U (3/11/21)
4	Glenn Morison vs. Utah Valley (2/26/20)
4	Zach Pirog at Seattle U (2/1/20)
4	Zach Pirog vs. Southern U (12/18/19)
4	Yvan Ouedraogo vs. Tarleton (1/11/24)
4	Zach Pirog vs. San Diego Christian (11/9/18)

TEAM Records:

Points

132 vs. *West Coast Baptist (2/11/23)
115 vs. Bethesda (2/12/19)
112 vs. Cal Lutheran (11/8/19)
110 vs. Fresno Pacific (12/12/20)
107 vs. Westcliff (2/13/20)
107 vs. MVSU (12/1/18)
107 vs. Ark.-Pine Bluff (11/23/18)
104 vs. Central Arkansas (11/22/19)
103 vs. MVSU (12/22/19)
98 vs. Grand Canyon (2/8/20)
97 vs. La Verne (12/29/18)

Field Goals Made

51 vs. *West Coast Baptist (2/11/23)
44 vs. Bethesda (2/12/19)
39 vs. MVSU (12/1/18)
38 vs. St. Katherine (12/10/20)
37 vs. Ark.-Pine Bluff (11/23/18)
36 vs. La Verne (12/28/21)
36 vs. North Dakota (12/7/21)
36 vs. Fresno Pacific (12/12/20)
36 vs. Bethesda (1/17/20)
36 vs. Ottawa – AZ (12/28/19)
36 vs. Cal Lutheran (11/8/19)

Field Goals Attempted

92 vs. *West Coast Baptist (2/11/23)
80 vs. Bethesda (2/12/19)
78 vs. Ark.-Pine Bluff (11/23/18)
75 vs. Ottawa – AZ (12/28/19)
74 vs. St. Katherine (12/10/20)
74 vs. La Verne (12/29/18)
73 vs. Bethesda (1/17/20)
73 vs. MVSU (12/1/18)
72 at Arizona (12/18/21)
71 at USC (11/25/20)
69 vs. San Francisco State (11/9/21)

Field Goal Percentage

.610 (36-59) vs. La Verne (12/28/21)
.610 (36-59) vs. Fresno Pacific (12/12/20)
.609 (28-46) at Southern U (12/19/18)
.600 (36-60) vs. Cal Lutheran (11/8/19)
.593 (32-54) vs. MVSU (11/13/21)
.593 (32-54) at Chicago State (2/22/20)
.588 (30-51) vs. Jackson State (11/16/21)
.581 (36-62) vs. North Dakota (12/7/21)
.560 (28-50) vs. Long Beach State (1/23/21)
.559 (33-59) vs. MVSU (12/22/19)

Three-Point Field Goals Made

20 at USC (11/25/20)
19 vs. Westcliff (2/13/20)
19 vs. Grand Canyon (2/8/20)
18 at Chicago State (2/22/20)
18 vs. Chicago State (2/7/19)
18 vs. MVSU (12/1/18)
17 vs. MVSU (12/22/19)
16 vs. San Diego Christian (11/9/18)
15 vs. Lamar (2/10/22)
15 at SFA (1/27/24)

Three-Point Field Goals Attempted

45 vs. Westcliff (2/3/20)
42 at Tulsa (11/16/18)
41 at USC (11/25/20)
40 vs. *West Coast Baptist (2/11/23)
38 vs. Lamar (2/10/22)
38 vs. St. Katherine (12/10/20)
38 vs. Sonoma State (12/18/22)
37 at NMSU (1/7/23)
37 vs. Central Arkansas (11/22/19)

*Came against an NCCAA Opponent

Three-Point Field Goal Percentage (min. 10 made)

.621 (18-29).....at Chicago State (2/22/20)
.556 (10-18).....at UC Riverside (12/16/23)
.550 (11-20).....vs. Long Beach State (1/23/21)
.550 (11-20).....vs. Grand Canyon (1/26/19)
.528 (19-36).....vs. Grand Canyon (2/8/20)
.526 (10-19).....vs. Seattle U (2/29/20)
.500 (12-24).....vs. Sacramento State (2/13/21)
.500 (12-24).....vs. Tarleton State (1/15/21)
.500 (13-26).....vs. Fresno Pacific (12/12/20)
.500 (18-36).....vs. Chicago State (2/7/19)
.500 (15-30).....at SFA (1/27/24)

Free Throws Made

35vs Kennesaw State (11/09/24)
32at Tarleton State (1/20/22)
32vs. NM State (1/3/19)
29vs. Seattle U (1/17/22)
29vs. Long Beach State (1/23/21)
29vs. Central Arkansas (11/22/19)
28at CSU Bakersfield (1/8/20)
27vs. Stephen F. Austin (1/29/22)
27vs. Cal Lutheran (11/8/19)
26at Abilene Christian (1/22/22)
25vs. Southern Utah (1/20/24)
25vs. UTRGV (1/2/20)
25vs. Seattle U (2/28/19)

Free Throws Attempted

42vs Kennesaw State (11/09/24)
42at Tarleton State (1/20/22)
40vs. Long Beach State (1/23/21)
38vs. Central Arkansas (11/22/19)
37vs. Seattle U (1/17/22)
36vs. NM State (1/3/19)
36vs. Ark.-Pine Bluff (11/23/18)
34at Abilene Christian (1/22/22)
34at Utah Valley (1/15/22)
34at CSU Bakersfield (1/8/20)
33vs. Stephen F. Austin (1/29/22)

Free Throw Percentage (min. 10 made)

1.000 (14-14).....at California (11/15/19)
.960 (24-25).....vs. Caltech (12/8/18)
.947 (18-19).....vs. Loyola Marymount (3/20/19)
.933 (14-15).....at Seattle U (2/2/19)
.929 (13-14).....at Chicago State (2/22/20)
.917 (11-12).....vs. Seattle U (2/15/23)
.895 (17-19).....vs. Seattle U (3/5/21)
.889 (16-18).....vs. Utah Valley (2/26/20)
.889 (32-36).....vs. NM State (1/3/19)
.885 (23-26).....vs. Tarleton State (1/15/21)

Rebounds

66vs. *West Coast Baptist (2/11/23)
64vs. Westcliff (2/13/20)
55vs. Vanguard (11/25/23)
55vs. San Francisco State (11/9/21)
55at UTRGV (3/7/20)
52vs. San Diego Christian (11/27/21)
52vs Fresno St. (11/27/24)
51at Seattle U (2/1/20)
51vs. Bethesda (2/12/19)
51vs. MVSU (12/22/19)

Assists

40vs. *West Coast Baptist (2/11/23)
29vs. St. Katherine (12/10/20)
28vs. San Diego Christian (1/20/21)
28vs. Westcliff (2/13/20)
27vs. La Verne (12/28/21)
26vs. Ottawa – AZ (12/28/19)
25vs. North Dakota (12/7/21)
25vs. San Diego Christian (11/27/21)
25vs. Bethesda (1/17/20)
25vs. MVSU (12/22/19)
25vs. Sonoma State (12/18/22)
23vs. Central Arkansas (11/22/19)

Steals

11vs. San Diego Christian (11/27/21)
11vs. Bethesda (1/17/20)
11vs. Cal Lutheran (11/8/19)
11vs. Bethesda (2/12/19)
10at Abilene Christian (1/22/22)
10vs. Utah Tech (1/5/23)
10vs. Utah Tech (12/6/23)
10at UT Arlington (3/07/24)
9at Grand Canyon (2/20/21)
9at Utah Valley (1/9/21)

Blocked Shots

10vs. UC Riverside (11/30/22)
10vs. Utah Valley (2/26/20)
9at Washington (11/17/22)
8at Tarleton State (1/20/22)
8vs. *West Coast Baptist (2/11/23)
7at Utah Valley (1/29/20)
7at Chicago State (1/12/19)
7vs. La Verne (12/29/18)
7vs. Tarleton (1/11/24)
6at Seattle U (2/19/22)

SINGLE-GAME RECORDS - OPPONENT LOWS

Fewest Points Allowed

37 vs. San Diego Christian (1/20/21)
38 vs. San Diego Christian (11/27/21)
41 vs. La Verne (12/28/21)
43 vs. NJIT* (11/11/22)
44 vs. Chicago State (2/7/19)

* = lowest by D1 opponent

Fewest Field Goals Made

12 vs. Chicago State* (2/7/19)
13 vs. San Diego Christian (11/27/21)
15 vs. San Diego Christian (1/20/21)
15 vs. La Verne (12/28/21)
15 vs. La Verne (12/29/18)

* = lowest by D1 opponent

Fewest Field Goals Attempted

41 vs. NJIT* (11/11/22)
44 vs. Middle Tennessee* (3/19/22)
46 at Utah Valley (2/26/22)
48 at NMSU (1/7/23)
48 at Chicago State (2/22/20)
49 at Sam Houston (2/23/23)

* = lowest by D1 opponent

Lowest Field Goal Percentage

.213 (13-61) vs. San Diego Christian (11/27/21)
.240 (12-50) vs. Chicago State* (2/7/19)
.250 (15-60) vs. La Verne (12/29/18)
.254 (17-67) vs. Westcliff (2/13/20)
.259 (15-58) vs. San Diego Christian (1/20/21)

* = lowest by D1 opponent

Fewest Three-Point Field Goals Made

0 at Utah Valley* (1/04/24)
1 vs. Tarleton State (1/21/23)
1 vs. Lamar (2/10/22)
1 vs. ACU (1/13/24)
1 vs. Georgia State (11/23/19)
2 at Grand Canyon (1/11/20)

* = lowest by D1 opponent

Fewest Three-Point Field Goal Attempts

7 vs. Lamar* (2/10/22)
7 vs. Stephen F. Austin (1/29/22)
7 vs. UTRGV (1/5/19)
7 at Utah Tech (2/10/24)
8 at Utah Valley (1/04/24)

* = lowest by D1 opponent

Lowest Three-Point Field Goal Percentage

.000 (0-8) at Utah Valley (1/04/24)*
.077 (1-13) vs. Tarleton State (1/21/23)
.083 (1-12) vs. ACU (1/13/24)
.100 (2-20) vs. Abilene Christian (3/7/23)
.111 (2-18) at Seattle U (1/06/24)

* = lowest by D1 opponent

Fewest Free Throws Made

2 vs. San Jose State* (11/18/21)
2 vs. Bethesda (2/12/19)
3 vs. Jackson State (11/16/21)
3 at Chicago State (1/12/19)
4 vs. Utah Valley (2/15/24)
4 vs. NJIT (11/11/22)

* = lowest by D1 opponent

Fewest Free Throws Attempted

3 vs. Bethesda (2/12/19)
4 vs. San Jose State* (11/18/21)
5 vs. Jackson State (11/16/21)
5 vs. San Francisco State (11/9/21)
5 at Chicago State (1/12/19)

* = lowest by D1 opponent

Lowest Free Throw Percentage

.333 (5-15) vs. Westcliff (2/13/20)
.364 (4-11) vs. Cal Poly* (12/2/21)
.400 (6-15) vs. Utah Tech (1/5/23)
.412 (7-17) vs. La Verne (12/28/21)
.444 (4-9) vs. Utah Valley (2/15/24)

* = lowest by D1 opponent

Fewest Team Rebounds

19 vs. Fresno Pacific (12/12/20)
20 at Southern U* (12/19/18)
20 vs. **West Coast Baptist (2/11/23)
21 vs. Long Beach State (1/23/21)
22 vs. Tarleton (2/24/24)

* = lowest by D1 opponent

** vs. NCCAA Opponent

Fewest Team Assists

2 vs. Tarleton State* (1/21/23)
3 vs. Chicago State* (3/2/22)
4 at Southern Utah (11/29/23)
5 at Grand Canyon (1/11/20)

* = lowest by D1 opponent

SINGLE-SEASON RECORDS

Points

588	Milan Acquaah	2018-19
562	Milan Acquaah	2019-20
472	Jordan Heading	2018-19
417	Ferron Flavors Jr.	2019-20
404	Dominique Daniels Jr.	2023-24
400	Ty Rowell	2021-22
388	Blondeau Tchoukuiegno	2023-24
387	Tre Armstrong	2021-22
373	Taran Armstrong	2022-23
366	Dan Akin	2021-22
361	De'jon Davis	2019-20

Points Per Game (min. 20 games played)

19.2	Dominique Daniels Jr.	2023-24
19.0	Milan Acquaah	2018-19
18.1	Milan Acquaah	2019-20
15.4	Ty Rowell	2020-21
15.2	Jordan Heading	2018-19
14.3	Reed Nottage	2020-21
13.5	Gorjok Gak	2020-21
13.5	Ferron Flavors Jr.	2019-20
12.1	Blondeau Tchoukuiegno	2023-24
11.8	Ty Rowell	2021-22

Field Goals Made

191	Milan Acquaah	2018-19
181	Milan Acquaah	2019-20
175	Jordan Heading	2018-19
139	De'jon Davis	2019-20
135	Ferron Flavors Jr.	2019-20
130	Dominique Daniels Jr.	2023-24
130	Taran Armstrong	2022-23
128	Ty Rowell	2021-22
127	Tre Armstrong	2021-22
126	Blondeau Tchoukuiegno	2023-24

Field Goals Attempted


482	Milan Acquaah	2019-20
460	Milan Acquaah	2018-19
380	Jordan Heading	2018-19
339	Tre Armstrong	2021-22
325	Dominique Daniels Jr.	2023-24
323	Ferron Flavors Jr.	2019-20
296	Blondeau Tchoukuiegno	2023-24
295	Ty Rowell	2021-22
290	Taran Armstrong	2022-23
279	Ty Rowell	2020-21

Field Goal Percentage (min. 150 FGA)

61.7	Gorjok Gak	2020-21
54.7	De'jon Davis	2019-20
54.2	Elijah Thomas	2020-21
53.3	Dan Akin	2021-22
51.8	Hunter Goodrick	2022-23
50.2	Yvan Ouedraogo	2023-24
49.1	De'jon Davis	2018-19
48.1	Reed Nottage	2020-21
46.8	Elijah Thomas	2021-22
46.1	Jordan Heading	2018-19

Three-Point Field Goals Made

93	Ferron Flavors Jr.	2019-20
79	Ty Rowell	2021-22
76	Tre Armstrong	2021-22
76	Milan Acquaah	2018-19
62	Milan Acquaah	2019-20
60	Jordan Heading	2018-19
60	Reed Nottage	2022-23



57	Reed Nottage	2020-21
57	Dominique Daniels Jr.	2023-24
56	Ty Rowell	2020-21

Three-Point Field Goals Attempted

230	Tre Armstrong	2021-22
212	Ferron Flavors Jr.	2019-20
203	Milan Acquaah	2018-19
195	Milan Acquaah	2019-20
190	Ty Rowell	2021-22
178	Joe Quintana	2022-23
166	Jordan Heading	2018-19
164	Reed Nottage	2022-23
157	Dominique Daniels Jr.	2023-24
149	Brantly Stevenson	2023-24

Three-Point FG Percentage (min. 50 3FGA)

43.9	Ferron Flavors Jr.	2019-20
43.3	Mark Carbone	2020-21
42.7	Jeremy Smith	2018-19
42.5	Reed Nottage	2020-21
41.6	Ty Rowell	2021-22
40.3	Ty Rowell	2020-21
39.7	Scotty Washington	2023-24

39.6	Ty Rowell	2018-19
37.7	Tre Armstrong	2020-21
37.4	Milan Acquaah	2018-19

Free Throws Made


142	Dan Akin	2021-22
138	Milan Acquaah	2019-20
130	Milan Acquaah	2018-19
110	Blondeau Tchoukuiegno	2023-24
87	Dominique Daniels Jr.	2023-24
85	De'jon Davis	2018-19
84	Taran Armstrong	2022-23
77	Brandon Boyd	2019-20
73	Ty Rowell	2020-21
73	De'jon Davis	2019-20

Free Throws Attempted

205	Dan Akin	2021-22
167	Blondeau Tchoukuiegno	2023-24
165	Milan Acquaah	2019-20
153	Milan Acquaah	2018-19
147	Yvan Ouedraogo	2023-24
126	Taran Armstrong	2022-23
105	De'jon Davis	2018-19
104	Hunter Goodrick	2022-23
103	Dominique Daniels Jr.	2023-24
98	De'jon Davis	2019-20

Free Throw Percentage (min. 75 FTA)

85.6	Brandon Boyd	2019-20
85.0	Milan Acquaah	2018-19
84.5	Dominique Daniels Jr.	2023-24
83.6	Milan Acquaah	2019-20
82.7	Jordan Heading	2018-19
81.0	De'jon Davis	2018-19
81.0	Brantly Stevenson	2023-24
78.3	Ty Rowell	2021-22
76.0	Ty Rowell	2020-21



Rebounds

300	De'jon Davis.....	2019-20
281	Hunter Goodrick.....	2023-24
275	De'jon Davis.....	2018-19
274	Dan Akin.....	2021-22
273	Yvan Ouedraogo.....	2023-24
236	Gorjok Gak.....	2020-21
209	Hunter Goodrick.....	2022-23
185	Riley Battin.....	2022-23
156	Milan Acquaah.....	2018-19
152	Milan Acquaah.....	2019-20

Rebounds Per Game

10.3	Gorjok Gak.....	2020-21
9.7	De'jon Davis.....	2019-20
9.2	De'jon Davis.....	2018-19
8.5	Yvan Ouedraogo.....	2023-24
8.5	Hunter Goodrick.....	2023-24
8.1	Dan Akin.....	2021-22
6.5	Hunter Goodrick.....	2022-23
6.3	Kendal Coleman.....	2023-24
6.2	Tim Ighoefe.....	2022-23
5.6	Elijah Thomas.....	2020-21

Offensive Rebounds

97	Yvan Ouedraogo.....	2023-24
86	De'jon Davis.....	2019-20
85	De'jon Davis.....	2018-19
77	Hunter Goodrick.....	2023-24
69	Riley Battin.....	2022-23
67	Dan Akin.....	2021-22
64	Glenn Morison.....	2019-20
62	Hunter Goodrick.....	2022-23
54	Gorjok Gak.....	2020-21
52	Zach Pirog.....	2019-20

Defensive Rebounds


214	De'jon Davis.....	2019-20
207	Dan Akin.....	2021-22
204	Hunter Goodrick.....	2023-24
190	De'jon Davis.....	2018-19
182	Gorjok Gak.....	2020-21
176	Yvan Ouedraogo.....	2023-24
147	Hunter Goodrick.....	2022-23
137	Milan Acquaah.....	2019-20
135	Milan Acquaah.....	2018-19
131	Taran Armstrong.....	2022-23

Assists

179	Milan Acquaah.....	2019-20
164	Taran Armstrong.....	2022-23
164	Taran Armstrong.....	2021-22
133	Ty Rowell.....	2020-21
104	Milan Acquaah.....	2018-19
103	Ty Rowell.....	2021-22
95	Blondeau Tchoukuiegn.....	2023-24
90	Brandon Boyd.....	2019-20
81	Jordan Heading.....	2018-19
64	Hunter Goodrick.....	2023-24

Assists Per Game

6.3	Taran Armstrong.....	2021-22
5.8	Ty Rowell.....	2020-21
5.8	Milan Acquaah.....	2019-20
5.0	Taran Armstrong.....	2022-23
3.4	Milan Acquaah.....	2018-19
3.0	Ty Rowell.....	2021-22
3.0	Brandon Boyd.....	2019-20
2.9	Blondeau Tchoukuiegn.....	2023-24
2.9	Dominique Daniels Jr.....	2023-24
2.7	Tre Armstrong.....	2020-21



Steals

50	Milan Acquaah.....	2018-19
32	Blondeau Tchoukuiegn.....	2023-24
31	Blondeau Tchoukuiegn.....	2022-23
31	Ty Rowell.....	2021-22
28	Tre Armstrong.....	2021-22
28	Milan Acquaah.....	2019-20
26	Elijah Thomas.....	2020-21
25	Dan Akin.....	2021-22
24	Brandon Boyd.....	2019-20
23	Joe Quintana.....	2022-23

Steals Per Game

1.6	Milan Acquaah.....	2018-19
1.1	Elijah Thomas.....	2020-21
0.96	Blondeau Tchoukuiegn.....	2023-24
0.9	Ty Rowell.....	2021-22
0.9	Blondeau Tchoukuiegn.....	2022-23
0.9	Milan Acquaah.....	2019-20
0.8	Taran Armstrong.....	2021-22
0.8	Tre Armstrong.....	2021-22
0.8	Joe Quintana.....	2022-23
0.8	Brandon Boyd.....	2019-20
0.7	Dan Akin.....	2021-22

Blocked Shots

51	Zach Pirog.....	2018-19
51	Zach Pirog.....	2019-20
41	Tim Ighoefe.....	2022-23
39	Gorjok Gak.....	2020-21
35	Dan Akin.....	2021-22
28	Yvan Ouedraogo.....	2023-24
23	Glenn Morison.....	2019-20
14	De'jon Davis.....	2019-20
13	Juhlawnei Stone.....	2021-22

Blocked Shots Per Game

2.2	Tim Ighoefe.....	2022-23
1.7	Gorjok Gak.....	2020-21
1.7	Zach Pirog.....	2019-20
1.6	Zach Pirog.....	2018-19
1.0	Dan Akin.....	2021-22
0.9	Yvan Ouedraogo.....	2023-24
0.7	Glenn Morison.....	2019-20
0.5	Juhlawnei Stone.....	2021-22
0.5	De'jon Davis.....	2019-20
0.4	De'jon Davis.....	2018-19
0.4	Juhlawnei Stone.....	2022-23

Games Played

34	Ty Rowell.....	2021-22
34	Tre Armstrong.....	2021-22
34	Dan Akin.....	2021-22
33	Taran Armstrong.....	2022-23
33	Riley Battin.....	2022-23
33	Reed Nottage.....	2022-23
33	Tre Armstrong.....	2022-23
33	Blondeau Tchoukuiegn.....	2022-23
33	Hunter Goodrick.....	2022-23

Minutes Played

1,188	Ty Rowell.....	2021-22
1,072	Tre Armstrong.....	2021-22
1,016	Milan Acquaah.....	2019-20
1,014	Hunter Goodrick.....	2023-24
1,006	Jordan Heading.....	2018-19
1,002	Blondeau Tchoukuiegn.....	2023-24
994	Milan Acquaah.....	2018-19
976	Taran Armstrong.....	2022-23
952	Brantly Stevenson.....	2023-24
940	Ferron Flavors Jr.....	2019-20

Minutes Played Per Game

36.40	Ty Rowell.....	2020-21
34.7	Dominique Daniels Jr.....	2023-24
34.56	Ty Rowell.....	2021-22
33.02	Reed Nottage.....	2020-21
32.47	Milan Acquaah.....	2019-20
32.32	Tre Armstrong.....	2020-21
32.26	Jordan Heading.....	2018-19
32.05	Taran Armstrong.....	2021-22
32.03	Milan Acquaah.....	2018-19
31.32	Tre Armstrong.....	2021-22

CAREER RECORDS

Points

1150	Milan Acquaah	2018-20
1,058	Ty Rowell	2018-22
998	Tre Armstrong	2019-23
910	Reed Nottage	2019-23
669	De'jon Davis.....	2018-20
646	Taran Armstrong.....	2021-23
472	Jordan Heading	2018-19
443	Blondeau Tchoukiegno ..	2022-24
432	Elijah Thomas.....	2020-22
417	Ferron Flavors Jr.....	2019-20
376	Hunter Goodrick.....	2022-24
366	Dan Akin	2021-22
361	Scotty Washington	2022-

Points Per Game

19.2	Dominique Daniels Jr.....	2023-
18.5	Milan Acquaah	2018-20
15.2	Jordan Heading.....	2018-19
13.5	Gorjok Gak.....	2020-21
13.5	Ferron Flavors Jr.....	2019-20
11.0	Ty Rowell	2018-22
11.0	De'jon Davis.....	2018-20
11.0	Brandon Boyd.....	2019-20
10.9	Taran Armstrong.....	2021-23
10.8	Dan Akin	2021-22
9.7	Yvan Ouedraogo	2023-24
9.5	Blondeau Tchoukiegno ..	2022-24

Field Goals Made

372	Milan Acquaah	2018-20
334	Ty Rowell	2018-22
325	Tre Armstrong	2019-
312	Reed Nottage	2019-
245	De'jon Davis.....	2018-20
226	Taran Armstrong.....	2021-23
195	Blondeau Tchoukiegno ..	2022-24
175	Hunter Goodrick.....	2022-24
175	Jordan Heading	2018-19
163	Elijah Thomas	2020-22
144	Scotty Washington	2022-24
135	Ferron Flavors Jr.....	2019-20
130	Dominique Daniels Jr.....	2023-

Field Goals Attempted

942	Milan Acquaah	2018-20
843	Tre Armstrong	2019-23
799	Ty Rowell	2018-22
758	Reed Nottage	2019-23
534	Taran Armstrong.....	2021-23
470	De'jon Davis.....	2018-20
432	Blondeau Tchoukiegno ..	2022-24
380	Jordan Heading	2018-19
367	Hunter Goodrick.....	2022-24
354	Scotty Washington	2022-
325	Dominique Daniels Jr.....	2023-
323	Ferron Flavors Jr.....	2019-20

Field Goal Percentage (min. 200 FGA)

61.7	Gorjok Gak.....	2020-21
53.3	Dan Akin	2021-22
52.1	De'jon Davis.....	2018-20
50.6	Elijah Thomas	2020-22
49.3	Yvan Ouedraogo	2023-24
46.1	Jordan Heading	2018-19
45.2	Hunter Goodrick.....	2022-24
43.4	Riley Battin.....	2022-23
43.1	Blondeau Tchoukiegno ..	2022-24
42.3	Taran Armstrong.....	2021-23
41.8	Ty Rowell	2018-22

41.8	Ferron Flavors Jr.....	2019-20
------	------------------------	---------

Three-Point Field Goals Made

203	Ty Rowell	2018-22
201	Tre Armstrong	2019-23
181	Reed Nottage	2019-23
138	Milan Acquaah	2018-20
93	Ferron Flavors Jr.....	2019-20
79	Scotty Washington	2022-
60	Jordan Heading	2018-19
57	Dominique Daniels Jr.....	2023-
53	Taran Armstrong.....	2021-23
51	Brantly Stevenson.....	2023-24

Three-Point Field Goals Attempted

563	Tre Armstrong	2019-23
500	Ty Rowell	2018-22
500	Reed Nottage	2019-23
398	Milan Acquaah	2018-20
212	Ferron Flavors Jr.....	2019-20
208	Scotty Washington	2022-
178	Joe Quintana.....	2022-23
173	Taran Armstrong.....	2021-23
166	Jordan Heading	2018-19

Three-Point FG Percentage (min. 70 3FGA)

43.9	Ferron Flavors Jr.....	2019-20
43.3	Mark Carbone	2020-21
40.6	Ty Rowell	2018-22
38.4	Scotty Washington	2022-
36.3	Dominique Daniels Jr.....	2023-
36.2	Reed Nottage	2019-23
36.1	Jordan Heading	2018-19
35.7	Tre Armstrong	2019-23
34.7	Milan Acquaah	2018-20

Free Throws Made

268	Milan Acquaah	2018-20
187	Ty Rowell	2018-22
160	Blondeau Tchoukiegno ..	2022-24
158	De'jon Davis.....	2018-20
147	Tre Armstrong	2019-23
141	Taran Armstrong.....	2021-23
142	Dan Akin	2021-22
118	Hunter Goodrick.....	2022-24
105	Reed Nottage	2019-23
87	Dominique Daniels Jr.....	2023-
85	Elijah Thomas	2020-22
80	Zach Pirog.....	2018-20

Free Throws Attempted

318	Milan Acquaah	2018-20
236	Ty Rowell	2018-22
233	Blondeau Tchoukiegno ..	2022-24
205	Dan Akin	2021-22
203	De'jon Davis.....	2018-20
180	Tre Armstrong	2019-23
177	Hunter Goodrick.....	2022-24
144	Reed Nottage	2019-23
144	Taran Armstrong.....	2021-23
144	Yvan Ouedraogo	2023-24
125	Elijah Thomas	2020-22
106	Zach Pirog.....	2018-20

Free Throw Percentage (min. 100 FTA)

84.5	Dominique Daniels Jr.....	2023-
84.3	Milan Acquaah	2018-20
81.7	Tre Armstrong	2019-23
79.2	Ty Rowell	2018-22
77.8	De'jon Davis.....	2018-20

75.5	Zach Pirog.....	2018-20
72.9	Reed Nottage	2019-23
69.3	Dan Akin	2021-22

Rebounds

575	De'jon Davis.....	2018-20
456	Hunter Goodrick.....	2022-24
412	Reed Nottage	2019-23
393	Tre Armstrong	2019-23
308	Milan Acquaah	2018-20
283	Zach Pirog.....	2018-20
282	Taran Armstrong.....	2021-23
274	Dan Akin	2021-22
264	Yvan Ouedraogo	2023-24
243	Malik Wade.....	2021-24

Rebounds Per Game

10.3	Gorjok Gak.....	2020-21
9.4	De'jon Davis.....	2018-20
8.6	Yvan Ouedraogo	2023-24
8.1	Dan Akin	2021-22
7.5	Hunter Goodrick.....	2022-24
6.5	Kendal Coleman	2023-24
6.2	Tim Ighoefe.....	2022-23
5.6	Riley Battin.....	2022-23
5.0	Milan Acquaah	2018-20
4.8	Taran Armstrong.....	2021-23
4.6	Zach Pirog.....	2018-20

Assists

329	Taran Armstrong.....	2021-23
283	Milan Acquaah	2018-20
272	Ty Rowell	2018-22
175	Tre Armstrong	2019-23
167	Reed Nottage	2019-23
139	Blondeau Tchoukiegno ..	2022-24
112	Hunter Goodrick.....	2022-24
93	Elijah Thomas	2020-22

Assists Per Game

5.6	Taran Armstrong.....	2021-23
4.6	Milan Acquaah	2018-20
3.0	Brandon Boyd.....	2019-20
2.9	Dominique Daniels Jr.....	2023-
2.8	Ty Rowell	2018-22
2.6	Jordan Heading	2018-19
2.2	Blondeau Tchoukiegno ..	2022-24
1.9	Hunter Goodrick.....	2022-24
1.6	Elijah Thomas	2020-22

Steals

78	Milan Acquaah	2018-20
69	Tre Armstrong	2019-23
63	Ty Rowell	2018-22
56	Blondeau Tchoukiegno ..	2022-24
42	Elijah Thomas	2020-22
42	Taran Armstrong.....	2021-23
41	Reed Nottage	2019-23
30	De'jon Davis.....	2018-20
25	Dan Akin	2021-22
24	Brandon Boyd.....	2019-20

Steals Per Game

1.3	Milan Acquaah	2018-20
0.9	Blondeau Tchoukiegno ..	2022-24
0.8	Brandon Boyd.....	2019-20
0.8	Joe Quintana.....	2022-23
0.7	Taran Armstrong.....	2021-
0.7	Ty Rowell	2018-22
0.7	Elijah Thomas	2020-22

0.7	Dan Akin	2021-22
0.6	Tre Armstrong	2019-
0.6	Jordan Heading	2018-19

Blocked Shots

102	Zach Pirog	2018-20
41	Tim Ighoefe	2022-23
39	Gorjok Gak	2020-21
35	Dan Akin	2021-22
31	Glenn Morison	2018-20
27	Yvan Ouedraogo	2023-24
26	De'jon Davis	2018-20
23	Juhlawnei Stone	2020-23
20	Hunter Goodrick	2022-24
18	Reed Nottage	
2019-		

Games Played

121	Tre Armstrong	2019-23
115	Reed Nottage	2019-23
96	Ty Rowell	2018-22
84	Malik Wade	2021-24
62	Milan Acquaah	2018-20
61	De'jon Davis	2018-20
61	Zach Pirog	2018-20
61	Hunter Goodrick	2022-24
60	Blondeau Tchoukuiegno ..	2022-24
60	Scotty Washington	2021-
59	Taran Armstrong	2021-23

Minutes Played

3,012	Tre Armstrong	2019-23
2,913	Ty Rowell	2018-22
2,751	Reed Nottage	2019-23
2,010	Milan Acquaah	2018-20
1,810	Taran Armstrong	2021-23
1,715	De'jon Davis	2018-20
1,69	Hunter Goodrick	2022-24
1,540	Blondeau Tchoukuiegno ..	2022-24
1,213	Elijah Thomas	2020-22

Minutes Played Per Game (min. 42 GP)

32.4	Milan Acquaah	2018-20
30.7	Taran Armstrong	2021-
30.3	Ty Rowell	2018-22
28.1	De'jon Davis	2018-20
27.9	Hunter Goodrick	2022-24
25.5	Blondeau Tchoukuiegno ..	2022-24
24.9	Tre Armstrong	2019-

ALL-TIME COACHING RECORDS

<u>Name (Years)</u>	<u>W-L</u>	<u>Pct.</u>
Rick Croy (6)	101-84	.546

Current coach in bold

