



# KNIGHTS

## BASKETBALL



SUNDAY, DECEMBER 8, 2024 | 1:00 P.M.

6-2

OVERALL

0-0

BIG 12

83

NET RANKING

Johnny Dawkins

HEAD COACH / DUKE, 1986

154-105

AT UCF, 9TH SEASON

310-220

OVERALL, 17TH SEASON



VS.



3-7

OVERALL

0-0

WAC

353

NET RANKING

Billy Gillispie

HEAD COACH / TEXAS ST., 1983

46-53

AT TARLETON ST., 5TH SEASON

194-161

OVERALL, 13TH SEASON

UCF KNIGHTS

ESPN BPI - 73

KenPom - 79

Orlando, Fla.

Addition Financial Arena (10,000)

TARLETON STATE TEXANS

ESPN BPI - 311

KenPom - 316

### 2024-25 SCHEDULE & RESULTS

Overall Record: 6-2

Big 12 Conference: 0-0 | Non-Conference: 6-2

Home: 6-0 | Away: 0-0 | Neutral: 0-2

Nov. 4	#13/15 Texas A&M	ESPN+	W, 64-61
Nov. 8	Purdue Fort Wayne	ESPN+	W, 75-68
Nov. 12	Florida Atlantic	ESPN+	W, 100-94
Nov. 19	Tennessee Tech	ESPN+	W, 80-69
Nov. 22	vs. #19/25 Wisconsin*	CBS Sports Network	L, 86-70
Nov. 24	vs. LSU*	CBS Sports Network	L, 109-102 (3OT)
Nov. 27	Milwaukee	ESPN+	W, 84-76
Dec. 1	California Baptist	ESPN+	W, 74-59
Dec. 8	Tarleton State	ESPN+	1 p.m.
Dec. 14	vs. Tulsa*	ESPNU	2 p.m.
Dec. 21	Jacksonville	ESPN+	6 p.m.



Dec. 31	at Texas Tech*	ESPN+	2 p.m.
Jan. 5	#1/1 Kansas*	ESPN+	4 p.m.
Jan. 8	Colorado*	ESPN+	7 p.m.
Jan. 11	at Arizona*	ESPN	10 p.m.
Jan. 14	at Arizona State*	ESPNU	11 p.m.
Jan. 18	#17/18 Houston*	CBS Sports Network	Noon
Jan. 21	at #6/5 Iowa State*	ESPN+	8 p.m.
Jan. 25	TCU*	ESPN+	4 p.m.
Jan. 28	at #1/1 Kansas*	ESPN+	8 p.m.
Feb. 1	BYU*	ESPN+	4 p.m.
Feb. 5	#14/14 Cincinnati*	CBS Sports Network	7 p.m.
Feb. 8	at #15/16 Baylor*	ESPN+	2 p.m.
Feb. 11	#6/5 Iowa State*	ESPN+	7 p.m.
Feb. 15	at Colorado*	ESPN+	3 p.m.
Feb. 19	at Oklahoma State*	ESPN2/ESPNU	9 p.m.
Feb. 23	Utah*	ESPN+	4 p.m.
Feb. 26	Kansas State*	ESPN+	7 p.m.
March 1	at TCU*	ESPN+	3 p.m.
March 5	Oklahoma State*	ESPN+	7 p.m.
March 8	at West Virginia*	ESPN+	5 p.m.

### 2025 Phillips 66 Big 12 Men's Basketball Championship

March 11-15 Kansas City, Mo.

\* - Greenbrier Tip-Off

% - AutoNation Orange Bowl Basketball Classic

\* - Big 12 Conference contest

Home games are in bold

Rankings listed are AP/Coaches polls, receiving votes not displayed

All times Eastern

### SOCIAL KNIGHTS

Twitter/X .....@UCF\_MBB  
Instagram.....@UCF.MBB  
Facebook...../UCFMensBasketball  
UCF Athletics (Twitter/X).....@UCFKnights  
Hashtag.....#ChargeOn  
Website.....www.ucfknight.com

### BROADCAST INFORMATION

Media	Channel	PxP	Analyst
TV	ESPN+	Austin Lyon	BJ Taylor
Radio	FM 96.9 The Game	Marc Daniels	Taylor Young

### SERIES AT A GLANCE

Overall	UCF leads 1-0
In Orlando	UCF leads 1-0
Last Meeting	Dec. 11, 2022, UCF wins 75-49

### UCFacts - KNIGHT NOTES

#### DJ SETTING THE TONE

- ✦ Darius Johnson has done it all early in the campaign, putting pressure on offensive and defensive records in doing so.
- ✦ Johnson has climbed into the top-five of UCF's assists and steals career leaderboard, sitting fifth and third, respectively.
- ✦ **7 STEALS:** Snatched seven steals against California Baptist (Dec. 1), tying a career-high and tying the most by any NCAA D-I player this season. It was four steals short of tying the program record and stands in a tie for seventh in a single UCF game. Last season, Johnson finished last season 18th in the nation and second in the Big 12 in steals p/gm at 2.21 p/gm and is averaging 3.13 so far this season, good enough to rank fourth in the nation.
- ✦ **STEALS PACING:** At 25 steals through eight games in 2024-25 (3.13 p/gm), Johnson is on pace to add an additional 72 steals, which would give him 97 at the end of the regular season. That would tie for second-most in a season in UCF history (record is 110 by Jerry Prather in 1977-78) and be the record for most in UCF's D-I era (record is 73 by Johnson in 2023-24).
- ✦ **8 THREES:** Johnson went 8-for-10 from the three-point arc against Milwaukee (Nov. 27), making eight of UCF's 11 triples that night, helping the team to a 45.8% clip from long-range. At the time of achieving the feat, Johnson was tied for the most made threes in game for a Power 4 team this season. The eight triples lifted Johnson to his best scoring performance in his career at Addition Financial Arena, scoring 28 points, the fourth most in a single game in his career. A player has made eight or more three-pointers just one other time in head coach Johnny Dawkins' UCF career when Matt Williams had 11 triples against South Florida on Jan. 17, 2017. Eight made threes tied the second most in a single game in program history.
- ✦ **STRONG START:** Johnson has made four or more three-pointers in four of UCF's eight games thus far, shooting a remarkable 47.2% from beyond. Johnson improved 12.5% from beyond in 2023-24 compared to his 2022-23 clip. This season, he has 36 total assists, ranking seventh in the Big 12. He's rebounding at a higher rate than in the past, pulling in 4.1 rebounds per game compared to 3.3 last season.

#### DEFENSE TAKING SHAPE

- ✦ Despite allowing 77.8 PPG on defense this season, the Knights have held their last two opponents to 67.5 PPG.
- ✦ UCF held an opponent to under 60 for the first time this season, limiting California Baptist to 59 points. The Knights held the Lancers to the lowest field goal percentage by an opponent this season at 35.1%. UCF also held California Baptist to the lowest made and attempted three-pointers, assists, second half points and fast break points this season.
- ✦ California Baptist entered the contest turning the ball over the fourth-fewest amount of times in the nation. UCF proceeded to turn over the Lancers 19 times, a season-high for both sides. Additionally, the Knights posted their largest margin of victory on the season.
- ✦ The Knights have snatched double-digit steals in two of their last three contests (15 vs. LSU; 19 vs. California Baptist)

#### PROTECTING HOME COURT, FILLING ADDITION FINANCIAL ARENA

- ✦ UCF has made a habit of protecting Addition Financial Arena under head coach Johnny Dawkins, going 99-35 at home.
- ✦ The Knights are currently on a nine-game winning streak at home against non-conference foes in the regular season dating back to last season where UCF beat Maine, Florida A&M and Bethune-Cookman to wrap up the out-of-league slate.
- ✦ Currently, the Knights are on a six-game home winning-streak, tied for the fourth longest in the Dawkins era (Record is 10).
- ✦ Dawkins and the Knights have earned six wins against ranked foes on their home floor, with an overall record of 6-9.
- ✦ For the second straight campaign, UCF set a record for most season tickets sold. UCF finished its inaugural Big 12 home schedule with all nine contests ranking in the top 20 in highest attended games in Addition Financial Arena's history, including a sellout against Kansas at 9,469 fans. A program record 134,240 fans attended UCF games in 2023-24 across 19 games in The City Beautiful.

### LAST GAME'S STARTING FIVE

	<b>3 Darius Johnson</b>	GP-GS	Pts.	Reb.	Ast.	FG%	3P%	FT%
SR-G	Snatched seven steals vs. California Baptist, tied for most in D-I this season	8-8	16.1	4.1	4.5	.438	.472	.765
	<b>4 Keyshawn Hall</b>	GP-GS	Pts.	Reb.	Ast.	FG%	3P%	FT%
JR-G	Has recorded three 20+ point games this season	8-8	15.5	7.0	2.4	.402	.250	.766
	<b>6 Dallan 'Deebo' Coleman</b>	GP-GS	Pts.	Reb.	Ast.	FG%	3P%	FT%
SR-G	Snatched a career-high five steals last game vs. LSU	8-8	5.1	3.5	0.6	.333	.217	.615
	<b>22 Nils Nachowski</b>	GP-GS	Pts.	Reb.	Ast.	FG%	3P%	FT%
SO-G	Earned first start of college career vs. California Baptist (Dec. 1)	8-1	2.1	1.8	1.1	.357	.400	.625
	<b>52 Moustapha Thian</b>	GP-GS	Pts.	Reb.	Ast.	FG%	3P%	FT%
FR-C	Ranks fourth in the Big 12 in blocks per game, averaging 2.00	7-7	6.6	4.7	0.1	.474	.286	.800



## IT'S UCF...NOT CENTRAL FLORIDA

A warm Sunshine State hello to all our new conference-mates in the Big 12 and to others we may not have crossed paths with before. The 2024-25 season is our second in our new conference, and we'd like to make sure we are referred to correctly on all accounts. Please refer to the University of Central Florida as "UCF," not "Central Florida," on all references. Also, we are not the "Golden Knights," instead, we are simply known as the "Knights."

## TEAM COMPARISON

Big 12	Nat'l	Value	Stat Category	Value	Nat'l	WAC
9	75	81.1	Points per Game	62.7	344	9
16	307	77.8	Scoring Defense	75.0	265	5
16	204	+3.4	Scoring Margin	-12.3	341	9
16	272	42.5	Field Goal %	44.1	216	6
12	149	42.1	Opponent Field Goal %	46.7	314	6
14	222	32.6	3-Point %	37.5	51	2
11	172	7.9	3-Point Makes per Game	4.5	351	9
11	211	33.2	Opponent 3-Point %	38.4	342	9
5	75	75.1	Free Throw %	71.8	158	6
2	20	19.3	Free Throws Made per Game	15.0	125	6
4	51	40.25	Rebounds per Game	29.80	349	9
14	178	+2.3	Rebound Margin	-2.2	287	8
10	104	15.4	Assists per Game	10.7	330	9
12	185	12.3	Turnovers per Game	20.7	355	9
10	101	14.00	Turnovers Forced per Game	16.90	13	1
12	135	1.26	Assist-to-Turnover Ratio	0.52	354	9
8	80	8.4	Steals per Game	8.3	88	3
6	74	4.4	Blocks per Game	3.2	198	4
15	179	22.88	Bench Points per Game	21.00	226	5

*bold & italic indicates top 50 national ranking - stats updated to include games through Thur., Dec. 5*

## SERIES INFORMATION

Total Meetings	1
Series	UCF leads 1-0
in Orlando / Stephenville / Neutral	1-0 / N/A / N/A
Last Meeting	Dec. 11, 2022, UCF wins 75-49 in Orlando
Last UCF Win	Dec. 11, 2022; 75-49
Last Home Win	Dec. 11, 2022; 75-49
Last Road Win	N/A
Last Neutral Win	N/A
Last Loss	N/A
Last Home Loss	N/A
Last Road Loss	N/A
Last Neutral Loss	N/A
Largest Margin of Victory	26: Dec. 11, 2022; 75-49
Largest Margin of Defeat	N/A
Streak	UCF W1

Date	Previous Meetings	W/L	Result
Dec. 11, 2022	H/A/N	W	75-49

## RECORD BY STARTING LINEUP

GUARD	GUARD	GUARD/FWD	GUARD/FWD	FORWARD	RECORD/PPG
Da. Johnson	Ivy-Curry	Coleman	Hall	Thiam	4-2 / 81.8
Da. Johnson	Ivy-Curry	Coleman	Hall	Jocius	1-0 / 84.0
Da. Johnson	Machowski	Coleman	Hall	Thiam	1-0 / 74.0

*PPG represents points scored by UCF in games with starting lineup, not the starters' combined stats*

## BY THE NUMBERS

<b>21</b>	Darius Johnson became the 21st Knight to reach the 1,000 point mark while wearing a UCF uniform, doing so on Nov. 19, 2024
<b>57.9</b>	UCF's transfers on the 2024-25 roster combined for 57.9 points per game last season, led by Ivy-Curry's 17.1 and Hall's 16.6.
<b>36.0</b>	UCF returns five players who contributed 36.0 points per game. Johnson and Sellers combined for 31.1 of those PPG.
<b>28</b>	28 percent of the preseason AP Top 25 was on UCF's schedule to begin the 2024-25 campaign.
<b>11</b>	11 total newcomers rostered; UCF is one of 42 D-I teams with 11 or more.
<b>9</b>	Nine ranked matchups are on UCF's schedule to start 2024-25. Opening night against #13 Texas A&M was one of five ranked foes at home
<b>8</b>	UCF has improved on its steals per game dip in each of Dawkins' eight seasons, finishing last season with 8.7 per game, ranking 22nd nationally
<b>5</b>	The 2023-24 season was the fifth straight campaign that UCF improved on its blocks per game mark, averaging 5.0 last season.
<b>3</b>	UCF beat a program record three ranked opponents during the 2023-24 season, including its highest ranked win over #3 Kansas.

## NATIONALLY RANKED KNIGHTS

Darius Johnson	Value	NCAA Rk.	Big 12 Rk.
Category			
Points per Game	16.1	169	6
Steals per Game	3.13	4	1
Steals	25	5	1
Assists per Game	4.5	100	12
Assists	36	123	10
Three Point Percentage	47.2	31	6
Three Pointers Made	25	56	3
Three Pointers Made per Game	3.13	43	6
Minutes per Game	36:02	13	1

Moustapha Thiam	Value	NCAA Rk.	Big 12 Rk.
Category			
Blocks	14	65	4
Blocks per Game	2.00	26	4

Keyshawn Hall	Value	NCAA Rk.	Big 12 Rk.
Category			
Points per Game	15.5	218	12
Field Goal Attempts	102	206	1
Free Throws	36	107	3
Free Throws Attempted	47	111	4
Rebounds per Game	7.0	172	12
Defensive Rebounds per Game	5.50	101	7
Minutes per Game	31:54	216	7

Jordan Ivy-Curry	Value	NCAA Rk.	Big 12 Rk.
Category			
Points per Game	16.0	175	7
Steals per Game	1.50	317	20
Free Throw Percentage	83.7	168	10
Free Throws	36	107	3
Free Throws Attempted	43	167	5
Minutes per Game	32:17	171	5

*stats updated to include games through Thur., Dec. 5*

## LAST TIME OUT

<b>CBU</b>	<b>59-74</b>	<b>UCF</b>
California Baptist Lancers (5-4)	December 1, 2024 Orlando, Fla.	UCF Knights (6-2)

- Four Knights registered double-digit points, with Keyshawn Hall leading the way with 15. Darius Johnson and Moustapha Thiam joined him with 11 each while Jordan Ivy-Curry registered 10.
- Johnson stole the show, literally, snatching seven steals, tying a career high and tying the most in a single D-I game this season.
- The Knights turned California Baptist over 19 times, a season high for the Black and Gold. The Lancers entered the contest coughing up the fourth fewest turnovers in the nation, averaging 8.8.
- UCF limited California Baptist to just 59 points, the first time this season the Knights have held an opponent to 60 points or less.
- Nils Machowski made his first collegiate start, scoring four points and tallying three assists in the process.
- Ivy-Curry had five assists in the game, the second time doing so this season. He has six performances with three or more assists in UCF's eight games thus far.

## CONSECUTIVE STARTS

Player	Active UCF Streak	Longest UCF Streak	Longest Career Streak
Darius Johnson	31	31	31*
Dallan "Deebo" Coleman	8	8	21
Keyshawn Hall	8	8	18
Moustapha Thiam	1	6	6
Nils Machowski	1	1	1*
Jordan Ivy-Curry	0	7	21
Rokas Jocius	0	1	14
Jaylin Sellers	0	17	45
Benny Williams	0	0	15
Elijah Hulsewe	0	0	7

*\*indicates active longest career streak*

## IN UCF WINS VS. LOSSES

	In UCF Wins	In UCF Losses
Field Goal Percentage	44.5%	37.9%
3-Point Percentage	35.9%	23.5%
Free Throw Percentage	76.9%	71%
Rebounds per Game	38.2	46.5
Offensive Rebounds per Game	11.3	17.5
Rebound Margin	+3.3	-1.0
Assists per Game	16.2	13.0
Turnovers per Game	12.0	13.0
Points per Game	79.5	86.0
Opponent Points per Game	71.2	97.5
Opponent Field Goal Percentage	40.7%	45.5%
Opponent 3-Point Percentage	33.3%	32.8%
Opponent Free Throw Percentage	72.7%	73.3%
Opponent Turnovers per Game	13.7	15.0

## QUICK GLANCE - GAME LEADERS

<b>Points</b>	Keyshawn Hall - 1	Darius Johnson - 1
Darius Johnson - 3	Dior Johnson - 1	Nils Machowski - 1
Keyshawn Hall - 3	Benny Williams - 1	<b>Double-Digit Points</b>
Jordan Ivy-Curry - 2	<b>Steals</b>	Jordan Ivy-Curry - 8
<b>Rebounds</b>	Darius Johnson - 5	Keyshawn Hall - 7
Keyshawn Hall - 4	Jordan Ivy-Curry - 3	Darius Johnson - 5
Jordan Ivy-Curry - 2	Deebo Coleman - 1	JJ Taylor - 2
JJ Taylor - 1	Dior Johnson - 1	Deebo Coleman - 1
Moustapha Thiam - 1	<b>Blocks</b>	Darius Johnson - 1
Benny Williams - 1	Moustapha Thiam - 5	Dior Johnson - 1
<b>Assists</b>	Benny Williams - 3	Moustapha Thiam - 2
Darius Johnson - 4	Keyshawn Hall - 2	
Jordan Ivy-Curry - 2	Rokas Jocius - 1	

## UP NEXT

- vs. Tulsa**  
Dec. 14, 2024  
AutoNation Orange Bowl Basketball Classic | Sunrise, Fla.  
ESPN
- UCF reunited with its former conference-mate in the American, beating them five out of the last six contests. The earliest meeting between the two sides goes back to before UCF was in Division-I, coming on Dec. 19, 1981.
  - The Golden Hurricane are in their third season under head coach Eric Konkol. Tulsa went 5-25 the first season of his tenure, including a 1-17 mark in AAC play. The team rebounded nicely last season, posting a 16-15 record with a 7-11 mark in conference.
  - Tulsa enters the weekend with a 4-5 record this season and an additional game against Southern before facing UCF.
  - The Golden Hurricane have five players averaging double-digit points on the season: Dwon Odum (13.0), Keaston Willis (12.8), Tyshawn Archie (11.2), Isaiah Barnes (11.2) and Braeden Garrington (10.1).

## QUICK FACTS

### UCF INFORMATION

Location	Orlando, Fla.
Founded	1963
Enrollment	69,320
Nickname	Knights
Colors	Black and Gold
Conference	Big 12 Conference
University President	Alexander Cartwright
Director of Athletics	Terry Mohajir
Athletics Phone	(407) 823-2261
Ticket Office Phone	(407) 823-1000

### ADDITION FINANCIAL ARENA

Capacity	10,000
Year Opened	Fall 2007
Home Record	170-81
Home Record Under Johnny Dawkins	99-35
Press Row Phone	(954) 531-4322

### BASKETBALL HISTORY

First Year of Basketball	1969-70 (56th season)
First Year in Division I	1984-85 (41st season)
First Year in Big 12	2023-24 (2nd season)
All-Time Record	850-693/903-693*
NCAA Tournaments/Last	Five/2019

\* 2008-09 (17-14), 2009-10 (15-17), 2010-11 (21-12) victories vacated due to NCAA sanctions

### 2024-25 TEAM INFORMATION

2023-24 Record	17-16
Conference Record/Finish	7-11/12th
Home Record	11-8
Road Record	3-7
Neutral Record	3-1
Conference Tournament	Second Round
Postseason	NIT First Round
Starters Returning/Lost	2/3
Total Returning/Lost	5/12
Newcomers	11

### STRATEGIC COMMUNICATIONS

Primary Contact	Ken Landis
Cell Phone	(954) 531-4322
Email	klandis@athletics.ucf.edu
Secondary Contact	Ryan Ladika
Email	rladika@athletics.ucf.edu
Mailing Address	Roth Athletics Center 4192 North Orion Blvd. Orlando, FL 32816 www.UCFKnights.com
Website	@UCF_MBB
Twitter	UCF.MBB
Instagram	UCFMensBasketball
Facebook	

## CONFERENCE AFFILIATION HISTORY

	<b>Independent</b> 1984-90		<b>Atlantic Sun</b> 1993-05
	<b>American South</b> 1990-91		<b>Conference USA</b> 2005-13
	<b>Sun Belt</b> 1991-92		<b>American Athletic</b> 2013-23
	<b>Independent</b> 1992-93		<b>Big 12</b> 2023-present

## UCFacts - KNIGHT NOTES (CONT.)

### DEFENDING DECEMBER

- UCF is 39-12 in the month of December under Johnny Dawkins, never losing more than two games in any December while he has been at the helm. Two of Dawkins' five victories over top-25 teams at UCF have come in December.
- The Black and Gold are 30-4 at home in December during Dawkins' tenure.
- The Knights have averaged 72.3 points per game in December under Dawkins while holding foes to just 61.3 points per game, a double-digit margin of 11.0 points per contest.

### DEFENDING AT AN ELITE LEVEL

- UCF is an impressive 75-9 when holding opponents to 60 points or less since Dawkins' arrival to start 2016-17.
- The Knights have posted an 93-18 record under Dawkins when holding an opponent under 40% shooting from the field. When holding a team to 33.3% or less, UCF is 37-2 under Dawkins. Furthermore, the Black and Gold are 15-1 when holding a team to under 30% from the field under their current head coach.

### JORDAN IVY-CURRY BRINGING THE JUICE

- Transfer guard Jordan Ivy-Curry, who goes by the nickname Juice, has brought plenty of energy to UCF's offense.
- He has scored double-digit points in every game thus far, including a season high 22 points against Florida Atlantic on Nov. 12.
- His first four games saw him tally at least 15 points and a trio of assists. He's had three or more assists in six of UCF's eight games thus far, including a pair of five-assist performances.
- Ivy-Curry sunk 23 of 25 free throws to start the year and currently ranks 10th in the Big 12 in free throw percentage.

### KEYSHAWN IS KEY

- Transfer guard/forward Keyshawn Hall has shown he can do it all early in the season for UCF.
- He tallied back-to-back 20+ point outings prior to going to the Greenbrier Tip-Off, scoring 26 against Florida Atlantic (Nov. 12) and 20 vs. Tennessee Tech (Nov. 19). He's accomplished the feat before, piecing together four straight 20+ point outings from Feb. 3-Feb. 13, 2024 while at George Mason. He tallied 25 at UMass, 20 vs. Loyola Chicago, 25 at Davidson, and 20 vs. George Washington on that run.
- Hall has a pair of double-doubles so far this season. The first was his second outing with UCF, scoring 14 points with 12 rebounds against Purdue Fort Wayne while his second saw him drain 21 points and haul in 10 rebounds against LSU at The Greenbrier.
- His five assists against Tennessee Tech (Nov. 19) were a career-best.
- Hall has scored double-digit points in all but one game this season and had five or more rebounds in all but game one.

### TOUGH GAMES AT THE GREENBRIER

- UCF left the Greenbrier Tipoff without a victory, falling to No. 19 Wisconsin 86-70 before dropping a triple-overtime heartbreaker to LSU 109-102. The Knights were seeking their third straight in-season tournament victory.
- The Black and Gold had built a 20-point lead against LSU, including carrying a 15-point edge into the halftime locker room. The Tigers shot 50% in the second half to mount the comeback to force overtime, where the two sides eventually played three extra segments for just the sixth time in UCF history. The Knights are now 3-3 in triple overtime games.
- A trio of Knights scored 20 or more points in the loss to LSU, the second time this season UCF has accomplished the feat. Darius Johnson led the way with 25 points and was joined by Keyshawn Hall (21) and Jordan Ivy-Curry (20). Seventeen of Ivy-Curry's points came across all three overtime segments while Hall grabbed a dozen of his points in overtime.
- Johnson compiled eight assists and five steals in the loss; Deebo Coleman also snatched five steals, a career-high.
- UCF won last season's in-season tournament, the Jacksonville Classic, by topping South Dakota State and Charlotte.
- UCF won the Baha Mar Hoops Bahamas Championship during the 2022-23 campaign with a 60-56 overtime victory over Oklahoma State and a 57-50 win over Santa Clara. Coach Dawkins' first tournament victory was during the 2018-19 campaign where the Knights beat Cal St. Fullerton, Saint Joseph's and Western Kentucky at the Myrtle Beach Invitational.

### DJ HITS 1,000 POINTS

- Darius Johnson hit the 1,000 career point mark on Nov. 19 against Tennessee Tech, becoming the 21st Knight to score all 1,000 points in a UCF uniform. The last Knight to accomplish the feat was Taco Fall in 2018-19, finishing his career with 1,160.
- Darius' dad Kelvin and brother Xavier both scored 1,000 points college. Xavier finished his five-year career with 1,452 points after three years with George Mason and two with Southern Ill. Kelvin finished with 1,400 in four years at Richmond.
- Johnson got halfway to 1K just from last year's scoring alone, posting an even 500 points, including 90 over the final four games.
- Johnson now gives UCF a trio of 1,000 point scorers, as he is joined by Jordan Ivy-Curry and Jaylin Sellers.
- As of Johnson reaching the 1,000 career point mark, UCF is one of five Big 12 schools with a trio of 1,000+ point scorers. The other four schools in the Big 12 that meet the criteria are Arizona, Baylor, Kansas, Oklahoma State and Texas Tech.

### 4-0 START TIES BEST UNDER DAWKINS

- UCF earned a 4-0 start after beating Tennessee Tech on Nov. 19 which is tied for the best start during head coach Johnny Dawkins' tenure. The Knights also started 4-0 in 2017-18 and 2021-22.
- The 4-0 starts all have something in common in the fact that the Knights beat at least one Power Four team in the first four games of those seasons, and each ended with at least 18 victories during the campaign. The 2024-25 start is the only one of the three 4-0 starts to include a ranked win thanks to the 64-61 win on opening night.

### TOUGH AS NAILS: STRENGTH OF SCHEDULE AND THE BIG 12

- After six games of the 2024-25, including two against top-25 competition, UCF's strength of schedule ranked 19th in the nation, according to ESPN BPI. The start of the campaign saw UCF's schedule rank 25th in the nation. The Big 12 Conference had eight teams who's schedule ranked among the top 25 toughest at the beginning of the season.
- At the beginning of Big 12 Conference play last season, every Big 12 team occupied the top 14 toughest strength of schedule slots.
- Four of UCF's first six Big 12 league games come against preseason AP poll top 10 conference-mates, followed by a stretch of three straight in the top 25 during the middle of the campaign.
- The Big 12 is the first conference to have at least five teams in the preseason top 10 in the history of the AP Poll, which began releasing a preseason poll in 1961-62. Six Big 12 teams were in the preseason AP Poll, including No. 1 Kansas, No. 4 Houston, No. 5 Iowa State, No. 8 Baylor, No. 10 Arizona and No. 20 Cincinnati.
- The Big 12 has led all conferences in average NET ranking in four consecutive seasons and has been the top ranked Conference in NET/RPI (prior to 2019) in nine of the past 11 seasons.

### UCF IN THE POLLS

- The Knights received votes in both the AP and Coaches polls earlier this season, earning votes in weeks two and three. UCF received 21 points in the week three poll after earning 20 and 17 in the AP and Coaches, respectively, in week two.
- Week three of the 2024-25 campaign was the 33rd week in UCF's history that the program was either ranked or receiving votes. Prior the week two poll, UCF hadn't been voted for since Dec. 28, 2020. The last time the Knights were ranked was at No. 25 on March 4, 2019.
- The votes came off the heels of opening the season with a ranked win over No. 13/15 Texas A&M and starting the season 3-0.





## BIG 12 CONFERENCE



Standings	Big 12			Overall			H	A	N	v. T25	Streak
	W-L	Pct.		W-L	Pct.						
Arizona State	0-0	-		8-1	.889	4-0	0-1	4-0	0-1	W6	
Kansas	0-0	-		7-1	.875	5-0	0-1	2-0	2-0	L1	
Texas Tech	0-0	-		7-1	.875	6-0	0-0	1-1	0-0	W3	
Cincinnati	0-0	-		6-1	.857	4-0	2-1	0-0	0-0	L1	
Iowa State	0-0	-		6-1	.857	4-0	0-0	2-1	1-1	W3	
Utah	0-0	-		6-1	.857	6-0	0-0	0-1	0-0	W3	
BYU	0-0	-		6-2	.750	5-0	0-1	1-1	0-1	L1	
UCF	0-0	-		6-2	.750	6-0	0-0	0-2	1-1	W2	
Colorado	0-0	-		6-2	.750	5-0	0-0	1-2	1-1	W1	
Kansas State	0-0	-		6-2	.750	4-1	0-0	2-1	0-0	W2	
Oklahoma State	0-0	-		5-2	.714	3-0	1-0	1-2	0-0	W1	
West Virginia	0-0	-		5-2	.714	3-0	0-1	2-1	2-0	W1	
Baylor	0-0	-		5-3	.625	3-0	0-2	2-1	2-3	L1	
TCU	0-0	-		5-3	.625	5-0	0-1	0-2	0-0	W1	
Houston	0-0	-		4-3	.571	3-0	0-0	1-3	0-2	L1	
Arizona	0-0	-		3-4	.429	2-1	0-1	1-2	0-1	L2	

Standings updated through Thur., Dec. 5

### Preseason Coaches Poll

1. Kansas (9).....	215
2. Houston (5).....	211
3. Iowa State (1).....	194
4. Baylor.....	185
5. Arizona (1).....	179
6. Cincinnati.....	140
7. Texas Tech.....	135
8. Kansas State.....	133
9. BYU.....	116
10. TCU.....	90
11. UCF.....	83
12. Arizona State.....	64
13. West Virginia.....	62
14. Oklahoma State.....	46
15. Colorado.....	37
16. Utah.....	30

### Preseason Player of the Year

Hunter Dickinson, Kansas

### Preseason Co-Newcomers of the Year

Jeremy Roach, Baylor  
Coleman Hawkins, Kansas State

### Preseason Freshman of the Year

VJ Edgcombe, Baylor

### Preseason All-Big 12 First Team

Caleb Love, Arizona  
LJ Cryer, Houston  
J'wan Roberts, Houston  
Tamin Lipsey, Iowa State  
Hunter Dickinson, Kansas (unanimous)

### Preseason All-Big 12 Second Team

Norchad Omier, Baylor  
Jeremy Roach, Baylor  
Keshon Gilbert, Iowa State  
Dajuan Harris, Kansas  
Coleman Hawkins, Kansas State

### Weekly Honors

Week	Player of the Week
Nov. 11	Hunter Dickinson, Kansas, C, Gr.
Nov. 18	Hunter Dickinson, Kansas, C, Gr.
Nov. 25	Norchad Omier, Baylor, F, 5th
Dec. 2	Keshon Gilbert, Iowa State, G, Sr. Javon Small, West Virginia, G, Sr.

### Newcomer of the Week

Egor Demin, BYU, G, Fr.  
Zeke Mayo, Kansas, G, Sr.  
Egor Demin, BYU, G, Fr.  
Joson Sanon, Arizona State, G, Fr.  
JT Toppin, Texas Tech, F, So.  
Tucker DeVries, West Virginia, G/F, Sr.

Week 5  
Week 6  
Week 7  
Week 8  
Week 9  
Week 10  
Week 11  
Week 12  
Week 13  
Week 14  
Week 15  
Week 16  
Week 17

## UCFacts - KNIGHT NOTES (CONT.)

### SOARING ABOVE THE OWLS

- UCF picked up a win over in-state foe Florida Atlantic, reaching the century mark in points scored in a 100-94 victory.
- The win marked the first time UCF has hit 100 points since a 107-104 double overtime win over Memphis on Jan. 11, 2023. It was the first time since March 7, 2014 that the Knights accomplished the feat in regulation, beating Houston 104-83.
- The Black and Gold were able to reach the 100-point threshold thanks to a trio of 20+ point scorers. Keyshawn Hall led the way with 26 points and was joined by Jordan Ivy-Curry with 22 and Darius Johnson with 21. The last time the Knights had three 20+ point scorers was at No. 15 Florida State on Dec. 19, 2020 when Brandon Mahan had 32 points, Isaiah Adams had 22 and Darin Green Jr. had 20. UCF was also victorious in that contest, beating the Seminoles 86-74 in Tallahassee.
- UCF shot 53.3% from the floor, the first time recording a 50% or greater clip since Feb. 13, 2024 at #19/17 BYU (50.7%).

### BEATING FLORIDA FOES

- UCF has found success against in-state opponents under head coach Johnny Dawkins, going 27-11 against teams from Florida since his arrival. UCF added a tally to the win column with the 100-94 win over Florida Atlantic on Nov. 12 and have the opportunity to pick up another in-state victory against Jacksonville on Dec. 21.
- The Knights have topped Florida, Florida State, Miami, South Florida, Stetson, FIU, Jacksonville, Bethune-Cookman and Florida A&M during Johnny Dawkins' tenure as UCF's head coach and added Florida Atlantic to that list this season.

### MARCHING PAST THE MASTODONS

- The Knights earned a 2-0 start to the year with a 75-68 victory over Purdue Fort Wayne
- UCF started the contest by missing its first nine shots, including four from long range. However, the Knights' defense was on lockdown, only surrendering three points over the first six minutes. That defense later showed up again, forcing Purdue Fort Wayne to miss nine of its last 10 shots to help secure the victory.
- Jordan Ivy-Curry led the Knights in scoring with 18 points and boasts a pair of 15+ point, three assist games to start '24-'25
- Keyshawn Hall had the first UCF double-double of the season and 10th of his career, scoring 14 points with 12 rebounds

### FRESHMAN HOSTS BLOCK PARTY ON OPENING KNIGHT

- Moustapha Thiam made a big impression in game one of his collegiate career, swatting aside six shots in 22 minutes
- His six blocks were the most by a UCF freshman since Tacko Fall had half a dozen back on Dec. 12, 2015 against Florida Atlantic and the most by a Knight since Omar Payne had six at West Virginia on Feb. 20, 2024
- Thiam's six blocks led to 10 total for UCF in the defeat of No. 13 Texas A&M. Last season, UCF only tallied 10 blocks twice

### OPENING KNIGHT WIN OVER #13/15 TEXAS A&M

- UCF erased an 11-point deficit with seven minutes to go to come from behind to beat No. 13/15 Texas A&M 64-61
- The ranked victory was the 11th in program history and the ninth under head coach Johnny Dawkins' tenure
- Texas A&M was the third ranked opponent UCF has played on opening night in the program's D-I history, joining tilts against No. 16 Florida State (11/25/88) and No. 25 Miami (11/19/99). Neither of those resulted in a win.
- The matchup against the Aggies was the eighth time in head coach Johnny Dawkins' nine seasons that UCF had scheduled at least one SEC foe, with the potential to play another (LSU) at the Greenbrier Tip-Off. If the Knights do meet the Tigers, it would be the fourth time under Dawkins playing two SEC opponents. With the win against the Aggies, he has now compiled six wins against SEC teams during his UCF tenure.
- Rookie Moustapha Thiam recorded six blocks in the contest, the most by a freshman since Tacko fall had half a dozen back on Dec. 12, 2015 against Florida Atlantic.
- UCF missed its first eight shots against the Aggies, including six from three-point range.

### DARIUS JOHNSON, JAYLIN SELLERS LEAD RETURNERS

- The Knights rank sixth in the Big 12 in returning points percentage, as UCF's group of scholarship returners were responsible for 46.9% of the Black and Gold's points last season. The four scholarship returners are Jaylin Sellers (15.9 PPG last season), Darius Johnson (15.2 PPG), Tyler Hendricks (2.6 PPG) and Nils Machowski (2.0 PPG)
- Johnson finished the 2023-24 campaign on a hot streak, posting 20.8 points per game while shooting 47.8% (33-for-69) from the floor and 60% (18-for-30) from the three-point line. At year's end, he had improved his three-point shooting by 12.5% compared to 2022-23. Two of the games during his five-game hot streak included his first two 30-point performances, posting 33 at TCU on the final day of the regular season and 32 against BYU in the second round of the Big 12 Conference Championship. Johnson finished the campaign sitting seventh in steals and eighth in assists at UCF. He finished last season ranked 18th in the nation and second in the Big 12 in steals per game at 2.21 per contest.
- Despite Johnson's fantastic finish to the year, it was Sellers who led the team in scoring throughout the entirety of the season, recording a career-best 15.9 points per game. Sellers led the Big 12 in scoring from Nov. 27-Dec. 18 and earned a nod as the Big 12's Newcomer of the Week during that time. He scored 15 points or more in UCF's first eight games of 2023-24 and went on to have seven 20-point games, which was more than he had in his first two collegiate seasons combined.
- Both Johnson and Sellers were named to the All-Big 12 Honorable Mention list at year's end.

### BRACKETOLOGY

- According to Joe Lunardi's bracketology (published on Dec. 3), UCF is scheduled to play or has already played 12 teams projected to be in the field of 68 with an additional two listed as first four out or next four out.
- UCF was listed as the first team out of the NCAA Tournament field in the Nov. 19 bracketology release.
- The 14 teams listed in the field of 68 or just outside make up 16 games on UCF's schedule. They are, Kansas (1-seed, two matchups), Iowa State (2-seed, two matchups), Baylor (3 seed), Cincinnati, Houston (4-seeds), Texas A&M (5-seed; W, 64-61), Wisconsin (5-seed; L, 86-70) Texas Tech (7-seed), BYU (8-seed), Arizona State (11-seed), West Virginia (11-seed, Last Four In), Purdue Fort Wayne (15-seed), Arizona (First Four Out) and LSU (Next Four Out; L, 109-102, 30T).
- UCF faced 10 teams that made the NCAA Tournament last season. They are Houston (1-seed), Iowa State (2-seed), Baylor (3-seed), Kansas (4-seed), BYU (6-seed), Texas Tech (6-seed), Texas (7-seed), TCU (9-seed), South Dakota St. (15-seed) and Stetson (16-seed).
- A total of 12 teams that made last season's NCAA Tournament were on UCF's slate to begin the campaign.

### NEW KNIGHTS

- UCF has 11 newcomers on this year's roster, nine of which are transfers. The Knights are one of 42 schools with 11 or more new additions to this year's roster.
- UCF's newcomers that played last season equal 57.9 points per gm., led by Jordan Ivy-Curry's 17.1 and Keyshawn Hall's 16.6.
- Jordan Ivy-Curry is the lone fifth year on this year's roster after spending three years at UTSA and one at Pacific. He's tallied 1,178 career points, averaging 11.7 PPG over his career and a remarkable 17.1 last season.
- Dallan 'Deebo' Coleman and Benny Williams are senior transfers, coming from Georgia Tech and Syracuse, respectively. Coleman brings a career three-point mark of 35.4% to Orlando, along with an average of 7.3 PPG while Williams was 40% from the floor, scoring 5.4 PPG last year.
- UCF had a trio of juniors join the team this offseason. Keyshawn Hall had a breakout year with George Mason last season, shooting 47.4% from the field while averaging 16.6 PPG and earning an NABC First Team All-District nod. Rokas Jocius proved to be a versatile forward for La Salle last season, averaging 8.5 points and 5.4 rebounds while shooting 56.1% from the floor and 38.5% from beyond the arc. Seven-foot center Elijah Hulsewe played 30 games for Bethune-Cookman last

## POLLS &amp; RANKINGS

AP POLL			COACHES POLL		
Week 5 - Dec. 2			Week 5 - Dec. 2		
Rk.	Team (1st Votes)	Record Pts.	Rk.	Team (1st Votes)	Record Pts.
1	Kansas (35)	7-0 1499	1	Kansas (19)	7-0 760
2	Auburn (26)	7-0 1490	2	Auburn (12)	7-0 755
3	Tennessee	7-0 1351	3	Tennessee	7-0 694
4	Kentucky	7-0 1267	4	Marquette	8-0 646
5	Marquette	8-0 1246	5	Iowa State	5-1 629
6	Iowa State	5-1 1225	6	Kentucky	7-0 628
7	Gonzaga	7-1 1181	7	Purdue	7-1 535
8	Purdue	7-1 1058	8	Gonzaga	7-1 517
9	Duke	5-2 941	9	Duke	5-2 472
10	Alabama	6-2 939	10	Oregon	8-0 457
11	Wisconsin	8-0 903	11	Wisconsin	8-0 450
12	Oregon	8-0 806	12	Alabama	6-2 441
13	Florida	8-0 782	13	Florida	8-0 427
14	Cincinnati	6-0 774	14	Cincinnati	6-0 376
15	Baylor	5-2 567	15	Memphis	6-1 265
16	Memphis	6-1 500	16	Baylor	5-2 262
17	Houston	4-3 402	17	Illinois	6-1 234
18	Pittsburgh	7-1 374	18	Houston	4-3 221
19	Illinois	6-1 351	19	Pittsburgh	7-1 213
20	North Carolina	4-3 292	20	Ole Miss	6-1 139
21	Oklahoma	7-0 266	21	Oklahoma	7-0 111
22	Texas A&M	6-2 207	22	North Carolina	4-3 96
23	Ole Miss	6-1 165	23	Michigan	6-1 90
24	San Diego State	4-2 143	24	Texas A&M	6-2 86
25	UConn	5-3 123	25	Michigan State	6-2 73
RECEIVING VOTES: Michigan 108, Arkansas 104, Texas 97, Michigan 95, Arizona 89, Indiana 72, Drake 58, Xavier 33, Utah 28, Louisville 27, West Virginia 26, Clemson 25, BYU 24, Dayton 24, Texas Tech 22, Nebraska 22, Mississippi 21, Ohio St. 19, Maryland 13, UCLA 13, Creighton 12, Saint Mary's 11, Georgia 10, St. John's 7, Loyola Chicago 4, Florida St. 3, DePaul 3, UC Irvine 2, Columbia 2			RECEIVING VOTES: UConn 63, San Diego State 56, Texas 54, Mississippi 39, Arizona 38, Drake 34, Texas Tech 32, Arkansas 28, UCLA 17, Xavier 16, BYU 16, Ohio State 15, Utah State 13, Saint Mary's 12, Dayton 10, St. John's 8, Nebraska 8, Indiana 8, Creighton 8, West Virginia 5, Maryland 5, Clemson 5, Georgia 3, Arizona 2, UC Irvine 1, Nevada 1		

\* UCF opponents listed in bold italics.

## UCF WEEK-BY-WEEK

	AP	COACHES	NET	ESPN BPI	KENPOM	RECORD
Preseason	NR	NR	-	52	66	0-0
Week 2	RV	RV	-	56	63	2-0
Week 3	RV	RV	-	53	57	3-0
Week 4	NR	NR	-	69	80	4-2
Week 5	NR	NR	84	72	76	6-2
Week 6	-	-	-	-	-	-
Week 7	-	-	-	-	-	-
Week 8	-	-	-	-	-	-
Week 9	-	-	-	-	-	-
Week 10	-	-	-	-	-	-
Week 11	-	-	-	-	-	-
Week 12	-	-	-	-	-	-
Week 13	-	-	-	-	-	-
Week 14	-	-	-	-	-	-
Week 15	-	-	-	-	-	-
Week 16	-	-	-	-	-	-
Week 17	-	-	-	-	-	-
Week 18	-	-	-	-	-	-
Week 19	-	-	-	-	-	-
Week 20	-	-	-	-	-	-

All rankings are updated on Monday of each respective week. First NET rankings debuted in Week 5 (Dec. 2)

## UCFacts - KNIGHT NOTES (CONT.)

season, starting 13 while posting 4.4 points and 4.0 rebounds per contest.

♦ Mikey Williams and JJ Taylor are a pair of underclassmen transfers, both from Memphis, who were four-star recruits out of high school. Taylor saw action in three games while Mikey utilized his redshirt. Dior Johnson, another underclassman transfer, redshirted his freshman year at Pittsburgh before posting 29.7 PPG at Clarendon College.

♦ Freshmen Moustapha Thiam and Cameron Simpson make up the two high school recruits on the roster. Thiam became the highest ranked recruit and first five-star in program history and was listed as the No. 1 center and No. 14 overall in the class of 2025 before reclassifying. He has gained nearly 20 pounds since arriving at UCF. Simpson scored north of a dozen points per game in each season of his high school career.

## RECORD NUMBER OF RANKED FOES BEAT

♦ Last season, the Knights accomplished a feat for the first time in program history, beating three ranked opponents in a single campaign. The Knights earned victories over No. 3/3 Kansas, No. 23/24 Oklahoma and No. 23/23 Texas Tech on the 2023-24 campaign. Prior to last season, the Knights had beaten multiple ranked opponents in the same campaign just once, topping No. 6 Houston on the road and beating No. 19 Cincinnati in Orlando in 2018-19. The year ended with UCF making an NCAA Tournament appearance.

## RANKED MATCHUPS RECORD

♦ UCF had 12 meetings with ranked opponents during the 2023-24 campaign, a program record in a single season. Of the dozen matchups against ranked foes, 10 were in Big 12 play. The Knights snatched wins against No. 3 Kansas, No. 23/24 Oklahoma and No. 23 Texas Tech, representing the most ranked wins in a single campaign in program history. While not ranked, TCU finished UCF's regular season schedule and were receiving votes in the coaches poll.

♦ The 12 contests against top-25 foes topped the nine games against ranked opponents during the 2013-14 campaign. Other years with a high number of ranked foes include seven in 2017-18 and five in the 2018-19 season.

♦ UCF snapped its streak of eight straight losses to ranked foes with the 65-60 win over No. 3 Kansas on Jan. 10; the most recent win before that was an 86-74 win in Tallahassee over No. 15 Florida State on Dec. 19, 2020.

## DEFENSE IS A HABIT

♦ UCF teams under Dawkins have traditionally been outstanding defensively, finishing ranked in the top 50 nationally in scoring defense in four of his eight seasons, including two top 10 finishes, finishing sixth in 2016-17 and third in 2017-18.

♦ The Knights' defense ranked 21st and 22nd nationally according to KenPom and ESPN BPI, respectively.

♦ The Knights have never finished a season under Dawkins with opponents averaging north of 70 points.

♦ Since Dawkins' first season as the Knights' head coach in 2016-17, UCF has improved upon their steals per game each season, averaging 4.0 that first campaign to 8.7 at the end of the 2023-24 slate.

## TURNOVER TIME

♦ UCF averaged 14.21 forced turnovers per game last season, a mark that ranked 37th in the nation and fourth in the Big 12. The mark was the second best in the Dawkins era, nearing the top mark of 14.82 achieved last season. Until the Feb. 17 game against Cincinnati, UCF had been north of that 14.82 mark all season. A big part of the Knights' turnovers forced was their steals per game as they averaged 8.7 per game, a mark that finished 22nd in the nation.

♦ UCF's defense finished 29th in the nation in turnover percentage according to KenPom, with a 20.4% clip, which indicates that about one of every five Knight possessions stemmed from a turnover. (Calculated by turnovers divided by possessions)

♦ The Black and Gold forced 26 turnovers against Bethune-Cookman on Dec. 29, 2023, the highest of the Dawkins era.

## POSTSEASON PUSHES

♦ Under head coach Johnny Dawkins, the Knights have made a postseason appearance in four of his eight seasons, including two consecutive NIT berths, an unprecedented stretch in Knights' hoops history.

♦ UCF experienced immediate postseason success by making the NIT in the first year under Dawkins' new leadership, reaching the NIT Semifinal in Madison Square Garden in 2016-17.

♦ The Black and Gold returned to the NCAA Tournament for the first time since 2005 when they earned an at-large bid into the 2019 bracket as a No. 9 seed. Dawkins led the Knights to their first NCAA Tournament victory in program history, beating VCU 73-58 in the first round. The Black and Gold were narrowly defeated in the next round, falling to top-seeded Duke 77-76.

♦ UCF returned to the postseason by making the NIT in 2022-23 and earning a first round victory over in-state foe Florida. The Knights were the only team to hold Florida below 50 points during 2022-23 while the 49 Gator points were the least they've scored at home since Jan. 13, 1962 when they beat Auburn 43-40.

♦ The Black and Gold earned a spot in the 2024 NIT bracket as a No. 4 seed in their second straight trip to the tournament.

♦ The Knights have been to five NCAA DI Tournaments and four NITs, totaling 10 postseason appearances (one CBI).

## COACH DAWKINS - ONE OF ONE

♦ UCF's Johnny Dawkins is the only active head coach in college basketball that is a member of the Naismith Memorial Basketball Hall of Fame for his efforts as a player. He is joined by Danny Manning who is also in the hall, but is currently an assistant coach at Colorado. Dawkins is one of 30 players in the hall that have later gone on to be a coach.

♦ Dawkins is one of two Big 12 Conference head coaches to play in the NBA, with Bobby Hurley of Arizona State being the

## BIG 12 CONFERENCE TEAMS IN NATIONAL POLLS

Week	Arizona	Arizona St.	Baylor	BYU	UCF	Cincinnati	Colorado	Houston	Iowa St.	Kansas	K-State	Oklahoma St.	TCU	Texas Tech	West Virginia	Utah
Preseason	10/9	RV/-	8/8	RV/RV	-	20/20	-	4/4	5/6	1/1	RV/RV	-	-	RV/RV	-	-
Week 2	9/8	RV/-	12/14	RV/RV	RV/RV	17/17	-	8/10	7/7	1/1	RV/RV	-	-	RV/RV	-	-
Week 3	17/17	RV/-	13/15	RV/RV	RV/RV	18/16	-	7/7	5/5	1/1	RV/-	-	-	RV/22	-	-
Week 4	24/23	RV/-	17/18	RV/RV	-	16/14	-	6/7	5/5	1/1	-	-	-	RV/RV	-	-
Week 5	-/RV	RV/RV	15/16	RV/RV	-	14/14	-	17/18	6/5	1/1	-	-	-	RV/RV	RV/RV	-
Week 6	-	-	-	-	-	-	-	-	-	-	-	-	-	-	-	-
Week 7	-	-	-	-	-	-	-	-	-	-	-	-	-	-	-	-
Week 8	-	-	-	-	-	-	-	-	-	-	-	-	-	-	-	-
Week 9	-	-	-	-	-	-	-	-	-	-	-	-	-	-	-	-
Week 10	-	-	-	-	-	-	-	-	-	-	-	-	-	-	-	-
Week 11	-	-	-	-	-	-	-	-	-	-	-	-	-	-	-	-
Week 12	-	-	-	-	-	-	-	-	-	-	-	-	-	-	-	-
Week 13	-	-	-	-	-	-	-	-	-	-	-	-	-	-	-	-
Week 14	-	-	-	-	-	-	-	-	-	-	-	-	-	-	-	-
Week 15	-	-	-	-	-	-	-	-	-	-	-	-	-	-	-	-
Week 16	-	-	-	-	-	-	-	-	-	-	-	-	-	-	-	-
Week 17	-	-	-	-	-	-	-	-	-	-	-	-	-	-	-	-
Week 18	-	-	-	-	-	-	-	-	-	-	-	-	-	-	-	-
Week 19	-	-	-	-	-	-	-	-	-	-	-	-	-	-	-	-
Week 20	-	-	-	-	-	-	-	-	-	-	-	-	-	-	-	-

Rankings are listed as AP/USA Today



## FEAR THE FRONDS

### "The Most Florida Free Throw Distraction"

A storm, in multiple senses of the word, created a new tradition for Knight Nation in attendance at UCF men's basketball games. The legend goes that the night prior to the Black and Gold's first home conference game as a member of the Big 12, a massive storm rolled through campus. The wind blew down plenty of palm fronds across campus, and students picked them up and brought them into the game to use as a free throw distraction. It ended up working, as No. 3 Kansas shot just 6-for-11 from the free throw stripe in the second half in front of the student section. The fronds gave UCF that extra edge to top the Jayhawks 65-60, winning by as many points as Kansas had missed second half free throws.

Now, that's not exactly how one of college basketball's newest traditions was born. UCF's Brand Experience team wanted to create a unique experience for the team's first season in the Big 12. Director of brand experience **Tim Connor (UCF alumnus 2017)** and assistant director of brand experience **Lexi Campagna (UCF alumna 2022)** created and executed the idea. Knight Nation immediately took to the new tradition and the country took notice. The pair were named as one of nine finalists in NACMA's "Best Of" Awards in the People's Choice - Student Engagement category.

As the flagship Big 12 institution in The Sunshine State, nothing says Florida like palm trees. Design elements incorporated on social media, uniforms and even the lane on the court, all included palm trees and fronds. Leaning into that element wound up creating the most Florida free throw distraction imaginable.

Not only was the new free throw distraction perfectly on brand, but it actually worked. The palm fronds caused opponents to miss nearly 10% of their second half free throws in Big 12 play and the postseason. Visiting teams made 75% of their first half free throws while making just 66.4% in the second half, accounting for a total of 44 misses.

As the final buzzer sounded on UCF's upset over No. 3 Kansas, the team's first conference win as a Big 12 member, fans stormed the court with palm fronds in hand. The Knights had topped the highest ranked opponent in program history (previously No. 4 UConn, a 68-63 neutral site win on Nov. 25, 2011).

UCF went on to beat a total of three ranked opponents during the 2023-24 Big 12 slate, all at home in front of the frond-waving faithful. The win against No. 3 Kansas was the first, followed by a 74-63 win over No. 23 Oklahoma on Feb. 3 and a 75-61 triumph over No. 23 Texas Tech on Feb. 24.

The fronds made their return to begin the 2024-25 season, forcing No. 13 Texas A&M to miss six second-half free throws, making way for a 64-61 UCF win on opening night.

All-Time Misses

63

2024-25 Misses

19



## UCFacts - KNIGHT NOTES (CONT.)

other. Dawkins is one of nine Power Four and Big East coaches to have played in the NBA. Of the nine coaches, Dawkins had the third-highest career scoring average at 11.1 points per game.

- ◆ Dawkins is one of four Power Four and Big East coaches that was named an All-American as a college basketball player and is a current college basketball head coach; he is the only one of the group to be named an All-American twice.
- ◆ Dawkins was honored as the Naismith College Player of the Year in 1986 and is the only current head coach in NCAA Division I who has won the award. There are two former winners of the honor that served as head coaches as Patrick Ewing (1985 winner) was the Georgetown head coach from 2017-2023 while Danny Manning (1988 winner) was the head coach at Tulsa from 2012-14 and Wake Forest from 2014-20 and is now an assistant coach at Colorado.

### DAWKINS ERA AT UCF

- ◆ Dawkins has continued to rewrite UCF's history books, as he is responsible for nine of UCF's 11 total wins over ranked opponents. Prior to his arrival, the program had won two total games against ranked foes from 1984-2016.
- ◆ UCF had never won two games against ranked teams in a single season until Dawkins accomplished the feat twice. It first happened during the 2018-19 campaign, taking down No. 6 Houston and then No. 19 Cincinnati in Orlando in a span of five days in March. The Knights had three wins over top-25 foes in 2023-24, beating No. 3 Kansas in January while topping No. 23 Oklahoma and No. 23 Texas Tech in February.
- ◆ Johnny Dawkins picked up win No. 100 as UCF's head coach in the Knights' win over N.C. A&T on Dec. 11, 2022, becoming just the third coach in UCF history to reach the milestone. He picked up his 150th victory at UCF less than two calendar years later, earning a 75-68 win over Purdue Fort Wayne on Nov. 8, 2024. Dawkins has over a .590 win percentage since starting with the Knights in 2016, which is the second best of any UCF coach in program history (Torchy Clark, .754 from 1969-83).
- ◆ He has the third-most wins of any UCF coach, trailing only Clark's 274 and Kirk Speraw's 247 from 1993-2010.
- ◆ Dawkins was the fastest coach in UCF's D-I era to reach 150 and 100 wins, needing 253 and 162 games to do so, respectively
- ◆ Dawkins has started 4-0 three times while with UCF, the best mark to begin a campaign, doing so in the 2024-25, 2021-22 and 2017-18 seasons.
- ◆ Dawkins led UCF to its first NIT Final Four (2017), first at-large berth to the NCAA Tournament (2019) and first NCAA Tournament win (2019). Additionally, he led the Knights back to the postseason in 2023, reaching the NIT Second Round.

### UNLUCKY: THE MARGIN WAS SLIM

- ◆ KenPom had UCF ranked as the 32nd unluckiest team in the country to finish last season, continuing on a trend that had the Knights as the sixth unluckiest team in the nation in 2022-23.
- ◆ The Black and Gold wrapped up 2023-24 with four one-possession losses and 10 total games where they lost by single-digit points. UCF finished the 2022-23 season with six losses decided by a possession and 12 decided by single digits.

## GAME-BY-GAME LEAD/DEFICIT

Date	Opponent	Result	Largest Lead	Largest Deficit	Time Led	Time Trailed	Lead Changes
Nov. 4	#13/15 Texas A&M	W, 64-61	3 (2nd half, 19:43)	11 (2nd half, 7:03)	3:04	35:20	5
Nov. 8	Purdue Fort Wayne	W, 75-68	7 (1st half, 7:51)	6 (1st half, 13:56)	15:13	18:49	5
Nov. 12	Florida Atlantic	W, 100-94	12 (2nd half, 19:31)	11 (1st half, 13:17)	25:43	11:57	3
Nov. 19	Tennessee Tech	W, 80-69	20 (2nd half, 18:41)	1 (1st half, 17:43)	38:12	0:18	2
Nov. 22	vs. #19/25 Wisconsin	L, 86-70	-	23 (2nd half, 8:57)	-	39:04	0
Nov. 24	vs. LSU	L, 109-102 (3OT)	20 (1st half, 2:12)	7 (1st half, 18:17)	33:39	15:05	4
Nov. 27	Milwaukee	W, 84-76	8 (1st half, 6:26)	3 (1st half, 14:27)	31:30	3:22	7
Dec. 1	California Baptist	W, 74-59	18 (2nd half, 5:52)	7 (1st half, 6:54)	27:59	7:47	4
Dec. 8	Tarleton						
Dec. 14	vs. Tulsa						
Dec. 21	Jacksonville						
Dec. 31	at Texas Tech						
Jan. 5	Kansas						
Jan. 8	Colorado						
Jan. 11	at Arizona						
Jan. 14	at Arizona State						
Jan. 18	Houston						
Jan. 21	at Iowa State						
Jan. 25	TCU						
Jan. 28	at Kansas						
Feb. 1	BYU						
Feb. 5	Cincinnati						
Feb. 8	at Baylor						
Feb. 11	Iowa State						
Feb. 15	at Colorado						
Feb. 19	at Oklahoma State						
Feb. 23	Utah						
Feb. 26	Kansas State						
March 1	at TCU						
March 5	Oklahoma State						
March 8	at West Virginia						

## FEAR THE FRONDS TRACKER

Date	Opponent	Result	Opp. 1st Half FTM-FTA	Opp. 2nd Half FTM-FTA	Palm Frond Misses
Nov. 4	#13/15 Texas A&M	W, 64-61	2-for-2 (100%)	6-for-12 (50%)	6
Nov. 8	Purdue Fort Wayne	W, 75-68	2-for-2 (100%)	2-for-5 (40%)	3
Nov. 12	Florida Atlantic	W, 100-94	6-for-9 (66.7%)	16-for-20 (80%)	4
Nov. 19	Tennessee Tech	W, 80-69	6-for-9 (66.7%)	11-for-13 (84.6%)	2
Nov. 27	Milwaukee	W, 84-76	7-for-9 (77.8%)	1-for-5 (20%)	4
Dec. 1	California Baptist	W, 74-59	2-for-2 (100%)	11-for-11 (100%)	0
Dec. 8	Tarleton				
Dec. 21	Jacksonville				
Jan. 5	Kansas				
Jan. 8	Colorado				
Jan. 18	Houston				
Jan. 25	TCU				
Feb. 1	BYU				
Feb. 5	Cincinnati				
Feb. 11	Iowa State				
Feb. 23	Utah				
Feb. 26	Kansas State				
Mar. 5	Oklahoma State				
<b>TOTALS</b>			<b>25-for-33 (75.8%)</b>	<b>47-for-66 (71.2%)</b>	<b>19</b>



## HISTORY VS. RANKED OPPONENTS

## UCF vs. Ranked Opponents (11-65)

Date	AP / Coaches Rk.	Opponent	Result
11/22/24	19 / 25	vs. Wisconsin	L, 86-70
11/4/24	13 / 15	vs. Texas A&M	W, 64-61
3/13/24	20 / 21	vs. BYU	L, 87-73
3/6/24	1 / 1	Houston	L, 67-59
3/2/24	8 / 6	Iowa State	L, 60-52
2/24/24	23 / 23	Texas Tech	W, 75-61
2/13/24	19 / 17	at BYU	L, 90-88
2/10/24	23 / 23	at Texas Tech	L, 66-59
2/3/24	23 / 24	Oklahoma	W, 74-63
1/31/24	18 / 18	Baylor	L, 77-69
1/20/24	5 / 5	at Houston	L, 57-42
1/13/24	18 / 17	BYU	L, 63-58
1/10/24	3 / 3	Kansas	W, 65-60
11/10/23	13 / 13	at Miami	L, 88-72
1/25/23	3 / 3	Houston	L, 82-71
12/31/22	3 / 3	at Houston	L, 71-65
2/17/22	14 / 15	at Houston	L, 70-52
1/29/22	7 / 9	Houston	L, 63-49
12/1/21	21 / 20	at Auburn	L, 85-68
1/17/21	11 / 11	at Houston	L, 75-58
12/26/20	6 / 7	vs. Houston	L, 63-54
12/19/20	15 / 15	at Florida State	W, 86-74
3/24/19	1 / 1	vs. Duke	L, 77-76
3/7/19	20 / 19	Cincinnati	W, 58-55
3/2/19	8 / 6	at Houston	W, 67-62
2/21/19	NR / 25	at Cincinnati	L, 60-55
2/7/19	12 / 12	Houston	L, 77-68
3/9/18	21 / 21	vs. Houston	L, 84-56
3/1/18	11 / 11	Wichita State	L, 75-71 (OT)
2/6/18	6 / 6	at Cincinnati	L, 77-40
1/25/18	17 / 16	at Wichita State	L, 81-62
1/16/18	12 / 13	Cincinnati	L, 49-38
12/3/17	24 / NR	at Alabama	W, 65-62
11/24/17	23 / 20	vs. West Virginia	L, 83-45
3/11/17	12 / 15	vs. SMU	L, 70-59
2/26/17	15 / 16	Cincinnati	W, 53-49
2/8/17	11 / 11	at Cincinnati	L, 60-50
11/20/16	3 / 3	vs. Villanova	L, 67-57
1/10/16	15 / NR	at SMU	L, 88-73
3/13/14	13 / 12	vs. Cincinnati	L, 61-58
3/1/14	23 / 24	at SMU	L, 70-55
2/19/14	7 / 9	Cincinnati	L, 77-49
2/12/14	20 / 22	at Memphis	L, 76-70
2/9/14	22 / NR	UConn	L, 75-55
2/1/14	12 / 8	at Louisville	L, 87-70
1/29/14	22 / 22	Memphis	L, 69-59
1/23/14	15 / 16	at Cincinnati	L, 69-51
12/31/13	14 / 10	Louisville	L, 90-65
3/2/13	19 / 17	Memphis	L, 76-67
2/13/13	22 / 25	at Memphis	L, 93-71
11/23/12	7 / 8	at Florida	L, 79-66
11/25/11	4 / 4	vs. UConn	W, 68-63
11/14/11	25 / 24	at Florida State	L, 73-50
12/1/10	18 / 16	vs. Florida	* W, 57-54
1/5/10	14 / 16	at Ole Miss	L, 84-56
12/20/09	14 / 14	at UConn	L, 60-51
2/9/08	1 / 1	at Memphis	L, 85-64
11/23/07	18 / 20	vs. Kansas State	L, 73-71 (OT)
11/22/07	20 / 19	vs. Villanova	L, 76-68
1/31/07	11 / 12	Memphis	L, 87-65
1/28/06	3 / 3	at Memphis	L, 94-61
1/3/06	19 / 21	at Kentucky	L, 59-51
12/3/05	11 / 11	at Florida	L, 80-47
3/18/05	13 / 14	vs. UConn	L, 77-71
3/19/04	9 / 8	vs. Pittsburgh	L, 53-44
12/4/03	2 / 2	vs. Florida	L, 59-39
12/12/02	25 / NR	Coll. of Charleston	W, 82-64
11/19/99	25 / 24	Miami	L, 81-54
11/21/98	7 / 9	at Michigan State	L, 87-64
3/14/96	1 / 2	vs. UMass	L, 92-70
12/19/95	18 / 19	at Georgia	L, 103-54
3/17/94	3 / 5	vs. Purdue	L, 98-67
12/7/91	5 / 5	at North Carolina	L, 101-72
12/2/89	12 / 10	at North Carolina	L, 92-42
12/28/88	10 / 12	vs. Florida State	L, 97-64
11/25/88	17 / 18	at Florida State	L, 133-79
11/27/84	17 / NR	at Arkansas	L, 59-45

\*indicates win vacated by the NCAA, not counted towards total record

Overall record indicates combined AP and Coaches record even if opponent wasn't ranked in both polls

## Record Breakdown vs. Ranked Teams

No. 1	Top 5	Top 10	Top 25
0-4	2-12	3-21	11-65*
Home	Away	Neutral	
7-16	3-32	1-17*	

\* indicates win vacated by the NCAA (12/1/00) already subtracted from total W-L count

Records from each No. 1, Top 5, 10 and 25 are added and represented in the following column. Don't add each respective column!

## UCFacts - KNIGHT NOTES (CONT.)

## TAYLOR HENDRICKS IN THE ASSOCIATION

✦ Taylor Hendricks became UCF's first lottery pick and first round selection, as he was drafted by the Utah Jazz with the ninth pick in the 2023 NBA Draft. He became the third Knight selected in the NBA Draft and second in the modern era, joining Jermaine Taylor (2009, Round 2, Pick 32) and Bennie Shaw (1976, Round 9, Pick 146). Hendricks became the fifth Knight to play in the NBA, joining Taylor (Houston, Sacramento), Tacko Fall (Boston, Cleveland), Mark Jones (Orlando) and Matt Williams (Miami).

✦ The Big 12 Conference has 66 players on NBA rosters as of the beginning of the 2023-24 season. Hendricks is joined on the Jazz by four other alumni from Big 12 institutions; Svi Mykhailiuk (Kansas), Cody Williams (Colorado), Keyonte George (Baylor) and Lauri Markkanen (Arizona).

✦ Unfortunately, Hendricks suffered a season ending injury in just the third game of the 2024-25 campaign.

✦ While at UCF, Hendricks shattered the American Athletic Conference record for most rookie of the week honors won, tallying nine with the previous record being six. He was unanimously named to the league's all-freshman team and received a nod to the all-conference second team.

✦ Hendricks led the team in scoring, averaging 15.1 points per game (515 total points) and also in rebounding, averaging 7.0 boards per contest (237 total rebounds, 80 offensive). He started all 34 of UCF's games, one of two Knights to do so on the 2022-23 roster and played 1,179 minutes, the second most in a single season in program history.

✦ Hendricks was the only in the country to finish the season with 60+ three pointers, 55+ blocks and 35+ dunks.

✦ When all was said and done, Hendricks had shattered UCF rookie records. He finished with the most single-season points (515), scoring average (15.1), rebounds (237), offensive rebounds (80), rebound average (7.0) field goal makes and attempts (184-for-385), free throw makes and attempts (86-for-110) and minutes (1,179), all tops of UCF's freshman leaderboards. He was second in blocks (59), fourth in steals (31) and three-point field-goals (61). He also finished 10th on UCF's all-time three-point percentage list.

## ON THIS DAY IN UCF MBB HISTORY

## DECEMBER

8

## 2018 - UCF 70, Grambling State 45 - Orlando, Fla.

After starting the 2018-19 campaign 6-2, the Knights beat Grambling State to begin a seven-game winning streak, propelling the program to a 13-2 start. Six home wins were in that stretch and were part of a 10-game home winning streak, the longest of the Dawkins era. UCF is currently on a six-game home win streak.

## RECORD WATCH

## Career Assists at UCF

1. Sinua Phillips (1990-94).....	531
2. Cory Perry (1996-00).....	512
3. Al Miller (1999-03).....	397
4. Mike Clark (1969-73).....	361
5. <b>Darius Johnson (2021-present) .....</b>	<b>354</b>
6. Isaiah Sykes (2010-14).....	336
7. B.J. Taylor (2014-19).....	324
8. Mike O'Donnell (2005-08).....	319
9. Bo Clark (1975-77, 78-80).....	302
10. Darryl Davis (1991-95).....	294

## Career Steals at UCF

1. Jerry Prather (1974-78).....	290
2. Cory Perry (1996-00).....	205
3. <b>Darius Johnson (2021-present) .....</b>	<b>183</b>
Isaiah Sykes (2010-14).....	183
5. Ed Smith (1970-74).....	181
6. Sinua Phillips (1990-94).....	179
7. Calvin Lingelbach (1973-77).....	161
8. Ruben Cotton (1979-81).....	149
9. Cleveland Jackson (1977-79).....	142
10. Mike O'Donnell (2005-08).....	140

\* A.J. Rompage (211, 2008-12) 2008-11 statistics vacated due to NCAA

## Career Free Throw Percentage at UCF (min. 100 attempts)


1. Brandon Mahan (2019-22).....	.856 (137-160)
2. Cleveland Jackson (1977-79).....	.838 (224-267)
3. Harry Kennedy (1994-97).....	.833 (183-221)
4. Gerald Jones (1978-80).....	.821 (206-251)
5. Dave Noel (2005-08).....	.812 (242-298)
6. Jason Thornton (1998-02).....	.811 (99-122)
7. Bo Clark (1975-77, 78-80).....	.813 (456-561)
8. <b>Darius Johnson (2021-present) .....</b>	<b>.799 (219-274)</b>
9. Pete Krull (1977-80).....	.797 (141-177)
10. Chris Wallen (1984-88).....	.791 (117-148)
11. Jimmie Ferrell (1980-83).....	.790 (158-200)

## Career Points at UCF

1. Bo Clark (1975-80).....	2,886
...	
15. Brad Traina (1995-99).....	1,218
16. Marcus Jordan (2009-12).....	1,182
16. Paul Reed (1999-2002).....	1,182
18. Tacko Fall (2015-19).....	1,160
19. Matt Williams (2012-17).....	1,105
20. <b>Darius Johnson (2021-present) .....</b>	<b>1,071</b>
21. Sinua Phillips (1990-94).....	1,028



# UCF SCORAGAMI - COACH DAWKINS ERA



## What is Scorigami?

Scorigami is the art of building final scores that have never happened before. The concept was thought of by Jon Bois who sought to find unique scores in NFL history. In this case, we use it to see how often a score or range of points scored occurs, essentially creating a heat map of winning and losing scores under UCF head coach Johnny Dawkins. Each data point is the final score of a UCF game with coach Dawkins at the helm.

## How do I read this chart?

The winning team's score is along the top (horizontal axis) and the losing team's score is along the left (vertical axis). Scores marked in green have happened, scores in white have not yet happened, scores in black are impossible. The bottom half is all black because the losing team can not score more points than the winning team. The numbers inside the green squares are the amount of times that score has happened. The higher the number in the green square, the more common the score.

## Scoragamis in the 2024-25 Season

Nov. 8: 75-68, UCF beats Purdue Fort Wayne  
 Nov. 12: 100-94, UCF beats Florida Atlantic  
 Nov. 19: 80-69, UCF beats Tennessee Tech  
 Nov. 22: 86-70, #19 Wisconsin beats UCF  
 Nov. 24: 109-102, LSU beats UCF  
 Nov. 27: 84-76, UCF beats Milwaukee

## Most Common Scores in Dawkins Era

### Game Result

Score	Times	Last Occurance	UCF Record
78-65	4	1/23/21, Loss vs. SMU	3-1
65-62	3	11/27/21, Loss vs. Oklahoma	2-1
68-54	3	3/19/23, Loss at Oregon	1-2
72-57	3	12/2/23, Win vs. Lipscomb	3-0
75-61	3	2/24/24, Win vs. #23 Texas Tech	2-1

### Winning Scores

Score	Times	Last Occurance	UCF Record
77	18	3/12/24, Win vs. Oklahoma St., 77-62	8-10
75	18	11/8/24, Win vs. Purdue Fort Wayne, 75-68	10-8
68	17	1/27/24, Loss at Cincinnati, 68-57	10-7

### Losing Scores

Score	Times	Last Occurance	UCF Record
65	16	12/31/22, Loss at #3 Houston, 71-65	11-5
62	15	3/12/24, Win vs. Oklahoma St., 77-62	9-6
58	14	1/13/24, Loss vs. #18 BYU, 63-58	8-6
64	13	2/4/23, Loss at Cincinnati, 73-64	10-3



## STAT LEADER/DOUBLE-DOUBLE TRACKER

		Leading Scorer		Leading Rebounder		Assists Leader		Steals Leader		Blocks Leader		10+ Points		20+ Points		30+ Points		10+ Rebounds		Double-Double Points & Reb.		Double-Double Points & Ast.	
#	Name	24-25	Career	24-25	Career	24-25	Career	24-25	Career	24-25	Career	24-25	Career	24-25	Career	24-25	Career	24-25	Career	24-25	Career	24-25	Career
0	Jordan Ivy-Curry	2	28	2	16	2	22	3	22	-	6	8	64	2	18	-	2	-	2	-	2	-	-
1	Mikey Williams	-	-	-	-	-	-	-	-	-	-	-	-	-	-	-	-	-	-	-	-	-	-
2	J.J. Taylor	-	-	1	1	-	-	-	-	-	-	2	2	-	-	-	-	-	-	-	-	-	-
3	Darius Johnson	3	25	-	10	4	56	5	40	1	2	5	55	4	12	-	2	-	-	-	-	-	3
4	Keyshawn Hall	3	24	4	26	1	6	-	5	2	5	7	33	3	13	-	1	2	12	2	11	-	-
5	Benny Williams	-	2	1	10	1	3	-	11	3	8	1	14	-	1	-	-	3	-	3	-	-	-
6	Dallan 'Deebo' Coleman	-	4	-	-	-	1	1	23	-	7	1	26	-	2	-	-	-	-	-	-	-	-
7	Dior Johnson	-	-	-	-	1	1	1	1	-	-	1	1	-	-	-	-	-	-	-	-	-	-
8	Elijah Hulsewe	-	1	-	8	-	-	-	-	-	8	-	5	-	-	-	-	2	-	1	-	-	-
11	Cameron Simpson	-	-	-	-	-	-	-	-	-	-	-	-	-	-	-	-	-	-	-	-	-	-
15	Tyler Hendricks	-	-	-	-	-	-	-	-	-	-	-	-	-	-	-	-	-	-	-	-	-	-
20	Poohpha Warakulnukroh	-	-	-	-	-	-	-	-	-	-	-	-	-	-	-	-	-	-	-	-	-	-
22	Nils Machowski	-	-	-	-	-	2	-	1	1	1	-	2	-	-	-	-	-	-	-	-	-	-
24	Jaylin Sellers	-	24	-	9	-	3	-	19	-	15	-	58	-	13	-	1	-	3	-	3	-	-
35	Rokas Jocius	-	-	-	7	-	-	-	5	1	25	1	18	-	1	-	-	-	4	-	2	-	-
52	Moustapha Thiam	-	-	1	1	-	-	-	-	5	5	2	2	-	-	-	-	-	-	-	-	-	-

## TEAM SUPERLATIVES

UCF High	UCF Low	Category	Opponent High	Opponent Low
20, twice, last vs. LSU (1st, 2:12)	N/A	Largest Lead	23, vs. #19 Wisconsin (2nd, 8:57)	N/A
23, vs. #19 Wisconsin (2nd, 8:57)	N/A	Largest Deficit	20, twice, last vs. LSU (1st, 2:12)	N/A
11, twice, last Florida Atlantic (1st, 13:17)	N/A	Largest Deficit in a Win	20, vs. LSU (1st, 2:12)	N/A
20, last vs. LSU (1st, 2:12)	N/A	Largest Lead in a Loss	11, twice, last Florida Atlantic (1st, 13:17)	N/A
15, twice, last vs. LSU	N/A	Largest Halftime Lead	15, vs. #19 Wisconsin	N/A
15, vs. #19 Wisconsin	N/A	Largest Halftime Deficit	15, Tennessee Tech	N/A
-	N/A	Largest Halftime Deficit Erased	15, vs. LSU	N/A
15, California Baptist	3, #13/15 Texas A&M	Largest Margin of Victory	16, vs. #19 Wisconsin	7, vs. LSU
16, vs. #19 Wisconsin	7, vs. LSU	Largest Margin of Defeat	15, California Baptist	3, #13/15 Texas A&M
102, vs. LSU	64, #13/15 Texas A&M	Points Scored	109, vs. LSU	61, #13/15 Texas A&M
37, vs. LSU	17, #13/15 Texas A&M	Field Goals	38, vs. LSU	21, Tennessee Tech
91, vs. LSU	50, #13/15 Texas A&M	Field Goals Attempted	88, vs. LSU	57, twice, last California Baptist
53.3%, Florida Atlantic	34.0%, #13/15 Texas A&M	Field Goal Percentage	48.5% vs. #19 Wisconsin	35.1%, California Baptist
13, Florida Atlantic	2, twice, last vs. #19 Wisconsin	3-Point Field Goals Made	14, Florida Atlantic	6, California Baptist
34, vs. LSU	20, Purdue Fort Wayne	3-Point Field Goals Attempted	36, vs. LSU	21, California Baptist
46.4%, Florida Atlantic	10%, Purdue Fort Wayne	3-Point Field Goal Percentage	41.2%, Florida Atlantic	27.6%, Purdue Fort Wayne
26, vs. #19 Wisconsin	11, Tennessee Tech	Free Throws Made	22, Florida Atlantic	4, Purdue Fort Wayne
37, vs. #19 Wisconsin	15, Tennessee Tech	Free Throws Attempted	29, twice, last vs. LSU	7, Purdue Fort Wayne
92.0%, Florida Atlantic	69.2%, California Baptist	Free Throw Percentage	100%, California Baptist	57.1%, 3x, last Milwaukee
22, twice, last vs. LSU	7, twice, last California Baptist	Offensive Rebounds	21, vs. LSU	8, vs. #19 Wisconsin
30, twice, last vs. LSU	24, twice, last California Baptist	Defensive Rebounds	35, vs. LSU	19, twice, last Tennessee Tech
52, twice, last vs. LSU	31, twice, last California Baptist	Total Rebounds	56, vs. LSU	29, twice, last Tennessee Tech
24, vs. LSU	11, Purdue Fort Wayne	Fouls	26, vs. #19 Wisconsin	13, Milwaukee
20, Florida Atlantic	10, vs. #19 Wisconsin	Assists	21, vs. #19 Wisconsin	6, California Baptist
16, twice, last vs. LSU	8, Milwaukee	Turnovers	19, California Baptist	10, Tennessee Tech
19, California Baptist	10, Tennessee Tech	Turnovers Forced	16, twice, last vs. LSU	8, Milwaukee
15, vs. LSU	5, vs. #19 Wisconsin	Steals	11, vs. LSU	4, twice, last Purdue Fort Wayne
10, #13/15 Texas A&M	0, Tennessee Tech	Blocked Shots	4, vs. LSU	2, Milwaukee
42, vs. LSU	14, #13/15 Texas A&M	Points in Paint	50, vs. LSU	20, Tennessee Tech
21, California Baptist	4, #13/15 Texas A&M	Points off Turnovers	21, vs. LSU	7, Purdue Fort Wayne
27, Tennessee Tech	5, Milwaukee	2nd Chance Points	19, twice, last vs. LSU	5, Tennessee Tech
21, Tennessee Tech	6, #13/15 Texas A&M	Fast Break Points	25, vs. LSU	4, twice, last California Baptist
30, vs. #19 Wisconsin	12, #13/15 Texas A&M	Bench Points	31, Florida Atlantic	13, Tennessee Tech
47, Tennessee Tech	29, #13/15 Texas A&M	Points - First Half	46, vs. #19 Wisconsin	25, vs. LSU
53.1%, Florida Atlantic	25%, #13/15 Texas A&M	Field Goal Percentage - First Half	50%, vs. #19 Wisconsin	25%, vs. LSU
54, Florida Atlantic	30, vs. LSU	Points - Second Half	58, Florida Atlantic	30, California Baptist
53.8%, Milwaukee	36.7%, Tennessee Tech	Field Goal Percentage - Second Half	54.8%, Florida Atlantic	30.6%, #13/15 Texas A&M
32, vs. LSU (12 most in 1 period)	-	Points - Overtime	39, vs. LSU (16 most in 1 period)	-
34.6%, vs. LSU	-	Field Goal Percentage - Overtime	57.7%, vs. LSU	-



**UCF'S RECORD WHEN...**

Category	Season	B12	w/Dawkins
Win the tip.....	4-1.....	0-0.....	Reserach TBD
Lose the tip.....	2-1.....	0-0.....	Reserach TBD
Home games.....	6-0.....	0-0.....	99-35
Away games.....	0-0.....	0-0.....	37-55
Neutral site games.....	0-2.....	N/A.....	18-15
vs. Top 25 teams.....	1-1.....	0-0.....	9-29
Lead at Halftime.....	5-1.....	0-0.....	Reserach TBD
Trail at Halftime.....	0-1.....	0-0.....	Reserach TBD
Tied at Halftime.....	1-0.....	0-0.....	Reserach TBD
In Overtime.....	0-1.....	0-0.....	6-5
Lead with 10:00 remaining.....	4-1.....	0-0.....	129-16
Trail with 10:00 remaining.....	1-1.....	0-0.....	20-85
Tied with 10:00 remaining.....	1-0.....	0-0.....	5-4
Lead with 5:00 remaining.....	4-1.....	0-0.....	132-8
Trail with 5:00 remaining.....	1-1.....	0-0.....	16-92
Tied with 5:00 remaining.....	1-0.....	0-0.....	6-5
Lead with 2:00 remaining.....	5-1.....	0-0.....	137-7
Trail with 2:00 remaining.....	1-1.....	0-0.....	14-96
Tied with 2:00 remaining.....	0-0.....	0-0.....	3-2
Score Fewer than 50 Points.....	0-0.....	0-0.....	1-9
Score 50-59 Points.....	0-0.....	0-0.....	9-33
Score 60-69 Points.....	1-0.....	0-0.....	41-38
Score 70-79 Points.....	2-1.....	0-0.....	67-20
Score 80-89 Points.....	2-0.....	0-0.....	25-3
Score 90+ Points.....	1-1.....	0-0.....	11-2
Opponent Scores Fewer than 50 Points.....	0-0.....	0-0.....	20-2
Opponent Scores 50-59 Points.....	1-0.....	0-0.....	50-6
Opponent Scores 60-69 Points.....	3-0.....	0-0.....	56-34
Opponent Scores 70-79 Points.....	1-0.....	0-0.....	20-35
Opponent Scores 80-89 Points.....	0-1.....	0-0.....	6-23
Opponent Scores 90+ Points.....	1-1.....	0-0.....	2-5
Shoot Under 30 Percent.....	0-0.....	0-0.....	1-6
Shoot 30-39 Percent.....	1-1.....	0-0.....	23-51
Shoot 40-49 Percent.....	4-1.....	0-0.....	81-44
Shoot 50+ Percent.....	1-0.....	0-0.....	49-4
Opponent Shoots Under 30 Percent.....	0-0.....	0-0.....	15-1
Opponent Shoots 30-39 Percent.....	3-0.....	0-0.....	78-17
Opponent Shoots 40-49 Percent.....	3-2.....	0-0.....	54-67
Opponent Shoots 50+ Percent.....	0-0.....	0-0.....	7-20
Outrebound Opponent.....	3-1.....	0-0.....	Reserach TBD
Outrebounded by Opponent.....	3-1.....	0-0.....	Reserach TBD
Rebounds equal.....	0-0.....	0-0.....	Reserach TBD
Commit fewer turnovers.....	3-2.....	0-0.....	Reserach TBD
Commit more turnovers.....	2-0.....	0-0.....	Reserach TBD
Turnovers equal.....	1-0.....	0-0.....	Reserach TBD
Outscore opponent's bench.....	3-2.....	0-0.....	Reserach TBD
Opponent bench scores more.....	3-0.....	0-0.....	Reserach TBD
Games Decided by 1-5 Points.....	1-0.....	0-0.....	Reserach TBD
Games Decided by 6-10 Points.....	3-1.....	0-0.....	Reserach TBD
Games Decided by 11-19 Points.....	2-1.....	0-0.....	Reserach TBD
Games Decided by 20+ Points.....	0-0.....	0-0.....	Reserach TBD
Wearing white.....	6-1.....	0-0.....	Reserach TBD
Wearing black.....	0-1.....	0-0.....	Reserach TBD
Wearing Citronauts.....	0-0.....	0-0.....	2-2
November.....	5-2.....	N/A.....	38-14
December.....	1-0.....	0-0.....	39-12
January.....	0-0.....	0-0.....	25-28
February.....	0-0.....	0-0.....	31-28
March.....	0-0.....	0-0.....	20-19
Monday.....	1-0.....	0-0.....	Reserach TBD
Tuesday.....	2-0.....	0-0.....	Reserach TBD
Wednesday.....	1-0.....	0-0.....	Reserach TBD
Thursday.....	0-0.....	0-0.....	Reserach TBD
Friday.....	1-1.....	0-0.....	Reserach TBD
Saturday.....	0-0.....	0-0.....	Reserach TBD
Sunday.....	1-1.....	0-0.....	Reserach TBD

**THE LAST TIME...**

Category	UCF	Opponent
Scored 100	102 vs. LSU (11/24/24)	109 vs. LSU (11/24/24)
Scored 110	115 vs. West Florida (11/12/10)	127 vs. Southern (2/24/93)
Scored 120	130 vs. Florida Tech (1/23/80)	127 vs. Southern (2/24/93)
Scored under 40	38 vs. #11 Cincinnati (1/16/18)	44 vs. Bethune-Cookman (12/29/23)
Scored under 50	49 vs. #7 Houston (1/29/22)	44 vs. Bethune-Cookman (12/29/23)
Led by 40+ points	44 vs. Bethune-Cookman (12/29/23)	42 vs. West Virginia (11/24/17)
Won by 30	44 vs. Bethune-Cookman (12/29/23)	37 at #6 Cincinnati (2/6/18)
Won by 40	44 vs. Bethune-Cookman (12/29/23)	42 at Coll. of Charles. (2/1/96)
Won by 50	54 vs. West Florida (11/12/10)	50 at North Carolina (12/2/89)
Scored 50 in the 1st half	51 vs. Tulsa (2/11/23)	52 at Memphis (2/1/21)
Scored 50 in the 2nd half	54 vs. Florida Atlantic (11/12/24)	58 vs. Florida Atlantic (11/12/24)
Scored 60 points or fewer in win	52-45 vs. Wichita State (12/28/22)	60-52 vs. #8 Iowa State (3/2/24)
Scored 90 points or more in loss	109-102 vs. LSU (11/24/24)	100-94 vs. Florida Atlantic (11/12/24)
Made 40 FG	40 at Marshall (2/27/10)	41 at Florida State (12/6/14)
Attempted 80 FG	91 vs. LSU (11/24/24)	88 vs. LSU (11/24/24)
Shot 50% or better from the field	32-60 (53.3%) vs. Florida Atlantic (11/12/24)	24-48 (50.0%) vs. South Florida (3/19/24)
Shot 60% or better from the field	29-48 (60.4%) vs. Temple (1/2/19)	33-51 (64.7%) vs. Cincinnati (2/25/15)
Shot under 30% from the field	15.9% at Houston (1/20/24)	23.5% vs. Cal St. Fullerton (11/16/23)
Made 12 3-pt FG	13 vs. Florida Atlantic (11/12/24)	12 vs. LSU (11/24/24)
Made 15 3-pt FG	15 vs. Jacksonville (12/6/23)	16 vs. Tulane (1/14/15)
Shot 50% or better from 3-pt line	9-18 (50.0%) vs. Oklahoma State (3/12/24)	13-24 (54.2%) vs. South Florida (3/19/24)
Shot 60% or better from 3-pt line	12-20 (60.0%) vs. Michigan (12/30/21)	9-13 (69.2%) vs. UConn (2/11/17)
Didn't make a 3-pt FG	0-14 at #6 Cincinnati (2/6/18)	0-23 vs. UAB (1/9/15)
Attempted 30 3-pt FG	34 vs. LSU (11/24/24)	36 vs. LSU (11/24/24)
Made 30 FT	33 vs. Memphis (1/11/23)	40 at #19 BYU (2/13/24)
Made 35 FT	36 vs. Bethune (12/22/15)	40 at #19 BYU (2/13/24)
Attempted 40 FT	44 vs. South Florida (2/13/19)	40 at #19 BYU (2/13/24)
Attempted 50 FT	56 vs. FAU (12/15/93)	67 at Marshall (2/27/10)
Made 5 or less free throws	1-for-7, vs. #18 Baylor (1/31/24)	4-for-7, vs. Purdue Fort Wayne (11/8/24)
Shot 100% on FTS (min. 10 att.)	11-for-11, at Michigan (12/6/20)	13-for-13, vs. California Baptist (12/1/24)
Shot 40% or worse on FTS	1-for-7, vs. #18 Baylor (1/31/24)	6-for-18, vs. Memphis (1/12/22)
Had 50 rebounds	52 vs. LSU (11/24/24)	56 vs. LSU (11/24/24)
Had 60 rebounds	69 vs. West Florida (12/17/93)	61 at Georgia (12/19/95)
Had 20+ offensive rebounds	22 vs. LSU (11/24/24)	21 vs. LSU (11/24/24)
Had 5 or less offensive rebounds	5, vs. South Dakota State (11/19/23)	4, at Texas (1/17/24)
Had 25 assists	28 vs. Tulsa (2/11/23)	28 vs. Louisville (12/31/13)
Had 30 assists	30 vs. Campbell (2/28/04)	43 at Dayton (12/3/88)
Had 15 steals	15 vs. LSU (11/24/24)	16 at Cincinnati (2/4/23)
Had 20 steals	22 vs. Navy (12/6/03)	20 at Memphis (2/1/21)
Had 10 blocks and 10 steals	13 blocks and 10 steals vs. UIC (12/5/15)	-
Had 10 blocks	10 vs. #13 Texas A&M (11/4/24)	11 vs. Oklahoma State (3/12/24)
Had 14 blocks	14 vs. Temple (3/12/14)	15 vs. St. John's (11/26/17)
Didn't record a block	vs. Tennessee Tech (11/19/24)	at TCU (3/9/24)
Committed 5 or less turnovers	5, vs. South Dakota State (11/19/23)	4 vs. SMU (2/24/19)
Committed 20+ turnovers	22, vs. #8 Iowa State (3/2/23)	26, vs. Bethune-Cookman (12/29/23)
Won an OT game	74-71 vs. Charlotte (11/20/23)	109-102 vs. LSU (11/24/24)
Lost an OT game	109-102 vs. LSU (11/24/24)	74-71 vs. Charlotte (11/20/23)
Multiple OT game	30T, 109-102 vs. LSU (11/24/24)	-
Made Game-Winning Buzzer Beater	69-66 vs. ECU (2/20/22)	68-66 vs. Missouri (12/17/22)
Category	UCF Player	
Scored 25 pts	28, Darius Johnson vs. Milwaukee (11/27/24)	
Scored 30 pts	32, Darius Johnson vs. #20 BYU (3/13/24)	
Scored 35 pts	36, Aubrey Dawkins at Temple (3/9/19)	
Scored 40 pts	45, Jermaine Taylor vs. Rice (2/25/09)	
Two players score 20 pts	vs. LSU (11/24/24)	
	Darius Johnson (25), Keyshawn Hall (21), Jordan Ivy-Curry (20)	
Two players score 25 pts	vs. Michigan (12/30/21)	
	Darin Green Jr. (27), Brandon Mahan (26)	
Three players score 20 pts	vs. LSU (11/24/24)	
	Darius Johnson (25), Keyshawn Hall (21), Jordan Ivy-Curry (20)	
Five players score 10 pts	at Texas (1/17/24)	
	Jaylin Sellers (24), Shemarri Allen (17), Darius Johnson (11)	
	Omar Payne (10), C.J. Walker (10)	
Three reserves score 10 pts	vs. Bethune-Cookman (12/29/23)	
	Marchelus Avery (11), Antwann Jones (10), C.J. Walker (10)	
Made 15 FG	15, Keith Clanton at ECU (1/12/13)	
Made 20 FG	23, Bo Clark vs. Florida Tech (1/17/79)	
Attempted 20 FG	21, Keyshawn Hall vs. LSU (11/24/24)	
Attempted 30 FG	31, Jermaine Taylor vs. ECU (3/7/09)	
Made 5+ 3-point FG	8, Darius Johnson vs. Milwaukee (11/27/24)	
Made 6+ 3-point FG	8, Darius Johnson vs. Milwaukee (11/27/24)	
Made 7+ 3-point FG	8, Darius Johnson vs. Milwaukee (11/27/24)	
Made 10+ 3-point FG	11, Matt Williams vs. South Florida (1/17/17)	
Attempted 15 3-pt FG	15, Darius Johnson at West Virginia (2/20/24)	
Attempted 20 3-pt FG	21, Matt Williams vs. South Florida (1/17/17)	
Made 10 FT	10, Darius Johnson at TCU (3/9/24)	
Made 15 FT	15, Bennie Shaw vs. Medgar Evers (12/18/75)	
Attempted 15 FT	15, Collin Smith vs. Cincinnati (1/11/20)	
Attempted 20 FT	21, Tacko Fall vs. South Florida (2/13/19)	
Had 15 rebounds	19, Ibrahima Diallo vs. #18 BYU (1/13/24)	
Had 20 rebounds	20, Tacko Fall vs. SMU (2/24/19)	
Had 10 assists	10, Darius Johnson vs. #18 Baylor (1/31/24)	
Had 12 assists	13, Brandon Goodwin at Tulane (2/19/15)	
Had 6 blocks	6, Moustapha Thiam vs. #13 Texas A&M (11/4/24)	
Had 8 blocks (program record)	8, Tom Herzog vs. Bethune-Cookman (12/11/10)	
Had 7 steals	7, Darius Johnson vs. California Baptist (12/1/24)	
Had a double-double	Keyshawn Hall vs. LSU - 21 pts/10 reb (11/24/24)	
Two players had double-doubles	Taylor Hendricks vs. Stetson - 16 pts/10 reb (12/21/22)	
	Darius Johnson vs. Stetson - 16 pts/10 ast (12/21/22)	
Had a triple-double	Isaiah Sykes vs. East Carolina - 20 pts/16 reb/11 ast (2/9/13)	

team rankings in "The Last Time" section are via the AP poll

## MEDIA QUICK GLANCE SHEET

last game's starters noted with gold numbers



0

**JORDAN IVY-CURRY**

Sr. • G • 6-3 • 177 • La Marque, Texas • UTSA / Pacific

	GP/GS	PPG	APG	RPG	FG%	3FG%	FT%
24-25	8/8	16.0	2.9	3.4	41.1%	29.8%	83.7%
Career	109/44	12.0	2.1	3.1	39.3%	35.2%	80.6%
Career Highs		Pts: 38	Asst: 9	Reb: 11	Stl: 4		
Season High		Pts: 22	Asst: 5	Reb: 6	Stl: 4		

- ◆ Opened the campaign with four straight 15+ point, 3+ assist efforts; best game was 22 points and 5 assists vs. FAU
- ◆ Scored 16 points in his UCF debut on Nov. 4 against #13 Texas A&M; next game scored 18 on Nov. 8
- ◆ Scored an impressive 17.1 PPG last season with UTSA, easily topping his career best of 13.9 PPG during 2021-22
- ◆ Nearly doubled his rebounds per game average, posting 5.2 in 2023-24 compared to 2.6 in 2022-23
- ◆ Made a career-best 46 three pointers last season and shot a career-high 38.7% mark from downtown
- ◆ Earned Conference USA All-Freshman Team honors while with UTSA in 2020-21



1

**MIKEY WILLIAMS**

R-Fr. • G • 6-3 • 193 • San Diego, Calif. • Memphis

GP/GS	PPG	APG	RPG	FG%	3FG%	FT%
24-25	-	-	-	-	-	-
Career	-	-	-	-	-	-
Career Highs	Pts: -	Asst: -	Reb: -	Stl: -		
Season High	Pts: -	Asst: -	Reb: -	Stl: -		

- ◆ Did not see game action at Memphis last season, earning a redshirt
- ◆ Played at San Ysidro for his senior season where he posted 23.8 points, 9.2 assists and 3.2 rebounds per game, per MaxPreps
- ◆ Tabbed as a four-star recruit coming out of high school, ranking No. 39 in the country and No. 8 in California, according to 247Sports; His 0.9809 composite ranking would be the second highest for a UCF recruit, had he committed straight to UCF
- ◆ His mom, Charisse, was a softball player at Kearney High School before playing for Hampton University; Mikey later went on to score a career-high 77 points with nine-made threes against Kearney on Dec. 13, 2019



2

**JJ TAYLOR**

So. • F • 6-8 • 196 • Chicago, Ill. • Memphis

	GP/GS	PPG	APG	RPG	FG%	3FG%	FT%
24-25	8/0	6.1	1.3	2.5	35%	27.8%	72.7%
Career	11/0	4.5	0.9	2.0	35%	27.8%	72.7%
Career Highs	Pts: 11	Asst: 3	Reb: 9	Stl: 2	Blk: 2		
Season High	Pts: 11	Asst: 3	Reb: 9	Stl: 2	Blk: 2		

- ◆ Hauled in a career-best nine rebounds against No. 19 Wisconsin in the Greenbrier Tip-Off opener on Nov. 22, 2024
- ◆ Made UCF debut on opening night against Texas A&M, scoring 10 points and contributing a key block late to help win
- ◆ Played in three games, all off the bench over six minutes last season with Memphis, pulling in two rebounds on the year
- ◆ Was tabbed as a four-star recruit out of San Ysidro High School and was ranked as the No. 86 player in the nation, according to 247Sports composite rankings; he was the No. 14 recruit in California and No. 20 at the small forward position
- ◆ His senior year saw him post 25.5 points, 7.3 rebounds and 1.8 blocks per game while at San Ysidro



3

**DARIUS JOHNSON**

Sr. • G • 6-1 • 207 • Boyds, Md.

	GP/GS	PPG	APG	RPG	FG%	3FG%	FT%
24-25	8/8	16.1	4.5	4.1	43.8%	47.2%	76.5%
Career	96/75	11.2	3.7	3.3	38.7%	35.4%	79.9%
Career Highs	Pts: 33	Asst: 10	Reb: 9	Stl: 7			
Season High	Pts: 28	Asst: 8	Reb: 7	Stl: 7			

- ◆ Snatched seven steals vs. California Baptist on Dec. 1, 2024, tying a career high and tied the most in D-I in a game this year
- ◆ Hit eight three pointers on Nov. 27, 2024, a career high, the best by a Knight since Jan. 17, 2017, and tied for the second most in a UCF game
- ◆ Ranks fourth in the nation in steals p/gm with 3.3 after grabbing 2.21 stl. p/gm last season, a mark that saw him ranked 18th nationally
- ◆ Became the 21st Knight to score 1,000 career points all in a UCF uniform on Nov. 19 vs. Tennessee Tech
- ◆ Named All-Big 12 Honorable Mention at the end of the 2023-24 regular season
- ◆ Shot 39.4% from three last season, a 12.5% improvement on what he shot from long range in 2022-23



4

**KEYSHAWN HALL**

Jr. • G/F • 6-7 • 235 • Cleveland, Ohio • George Mason/UNLV

	GP/GS	PPG	APG	RPG	FG%	3FG%	FT%
24-25	8/8	15.5	2.4	7.0	40.2%	25%	76.6%
Career	55/36	12.8	1.3	5.8	46.1%	35.8%	80.7%
Career Highs		Pts: 36	Asst: 5	Reb: 15	Stl: 2	Blk: 2	
Season High		Pts: 26	Asst: 5	Reb: 12	Stl: 1	Blk: 1	

- ◆ Had back-to-back 20+ point outings after scoring 26 against Florida Atlantic and 20 against Tennessee Tech
- ◆ Led the team with 26 points in 100-94 win over FAU, one of three 20 point scorers on the night
- ◆ Recorded a double-double in just his second game as a Knight, scoring 14 points and hauling in 12 rebounds on Nov. 8
- ◆ Named All-Atlantic 10 Second Team and NABC First Team All-District for his efforts at George Mason last season
- ◆ Scored 16.6 PPG and pulled in 8.1 RPG last season, starting in 28 games and playing in 29 for George Mason
- ◆ Scored a career-high 36 points against Bridgewater (Va.) on Dec. 19, 2023



5

**BENNY WILLIAMS**

Sr. • F • 6-10 • 217 • Bowie, Md. • Syracuse

	GP/GS	PPG	APG	RPG	FG%	3FG%	FT%
24-25	8/0	6.8	0.8	4.1	48.9%	25%	66.7%
Career	85/24	5.0	0.7	3.2	42.3%	28.7%	61.6%
Career Highs	Pts: 24	Asst: 6	Reb: 11	Stl: 5	Blk: 3		
Season High	Pts: 17	Asst: 4	Reb: 8	Stl: 2	Blk: 2		

- ◆ Had back-to-back games with two blocks at the Greenbrier Tip-Off against No. 19 Wisconsin and LSU
- ◆ Already has seven blocks through seven games in 2024-25 after he swatted aside a career-best 16 blocks last season
- ◆ Big game in third appearance as a Knight, registering 17 points and eight rebounds off the bench in 21 minutes
- ◆ Registered 5.4 points per game last season with Syracuse, shooting an even 40% from the floor
- ◆ Tallied a career-high 24 points at Pittsburgh on Feb. 25, 2023
- ◆ Was rated a five-star recruit out of high school by Rivals.com, ranking 15th overall in the Class of 2021



6

**DALLAN 'DEEBO' COLEMAN**

Sr. • G • 6-6 • 220 • Memphis, Tenn. • Georgia Tech

	GP/GS	PPG	APG	RPG	FG%	3FG%	FT%
24-25	8/8	5.1	0.6	3.5	33.3%	21.7%	61.5%
Career	100/44	7.1	0.9	2.5	38.3%	34.6%	67.1%
Career Highs	Pts: 24	Asst: 8	Reb: 9	Stl: 5			
Season High	Pts: 14	Asst: 2	Reb: 5	Stl: 5			

- ◆ Snagged a career-high five steals in UCF's triple overtime loss to LSU in the Greenbrier Tip-Off third place game
- ◆ Had a big game vs. Tennessee Tech with 14 points and five rebounds
- ◆ Averaged 5.9 points, second-best among Georgia Tech reserves last season, in 18.7 minutes per game
- ◆ Averaged 16 points per game in Georgia Tech's first three games of 2023-24 (15-24 FG, 9-16 3pt FG)
- ◆ Only committed four turnovers in 16 ACC games played last season, only had 10 on the entire campaign
- ◆ His career-best mark of 24 points came against UMass Lowell on Nov. 14, 2023



7

**DIOR JOHNSON**

R-So. • G • 6-3 • 182 • Kingston, N.Y. • Clarendon College/Pitt

24-25	8/0	3.0	1.0	1.3	44.4%	33.3%	87.5%
Career	8/0	3.0	1.0	1.3	44.4%	33.3%	87.5%
Career Highs	Pts: 11	Asst: 4	Reb: 4	Stl: 2			
Season High	Pts: 11	Asst: 4	Reb: 4	Stl: 2			

- ◆ Had a breakout game at the Greenbrier Tip-Off vs. No. 19 Wisconsin, scoring 11 points while recording four assists and two steals
- ◆ Averaged 29.7 points, 5.4 rebounds and 5.9 assists per game at Clarendon College last season; shot 52.1% from the field and 41.7% from beyond the three point arc; scored 40 or more points in six games, and sunk 30 or more points in 10 contests
- ◆ Scored a season-high 58 points on the road at Howard (Texas) on Feb. 15 in a 104-100 victory; was 19-for-34 from the field, 5-of-6 from long range and 15-of-16 from the charity stripe
- ◆ Did not see game action at Pitt in 2022-23, earning a redshirt; was a four-star guard and ranked No. 35 in the 2022 ESPN Player Rankings



15

**TYLER HENDRICKS**

R-So. • G • 6-6 • 190 • Fort Lauderdale, Fla.

24-25	4/0	2.0	0.3	1.3	100%	-	50%
Career	18/0	2.4	0.2	1.2	51.7%	35.7%	75%
Career Highs	Pts: 7	Asst: 1	Reb: 4	Stl: 1			
Season High	Pts: 6	Asst: 1	Reb: 2	Stl: 1			

- ◆ Made season debut against No. 19 Wisconsin at the Greenbrier Tip-Off after missing the first four games with injury
- ◆ Scored a turnaround jumpshot in the first round of UCF's inaugural trip to the Big 12 Conference Championship
- ◆ Made his collegiate debut in UCF's '23-24 season opener, scoring seven points and pulling in four rebounds
- ◆ Played for Calvary Christian Academy in Fort Lauderdale, Fla. and helped lead them to a Florida 3A state championship as a junior and senior in 2020-21 and 2021-22
- ◆ Twin brother, Taylor, played with the Knights in 2022-23 and became UCF's first lottery and first round pick, drafted by Utah in the 2023 NBA Draft



22

**NILS MACHOWSKI**

So. • G • 6-3 • 183 • Berlin, Germany

24-25	8/1	2.0	1.1	1.8	35.7%	40%	62.5%
Career	33/1	2.1	0.9	1.3	33.3%	28.9%	68.4%
Career Highs	Pts: 13	Asst: 3	Reb: 5	Stl: 2			
Season High	Pts: 6	Asst: 3	Reb: 3	Stl: 1			

- ◆ Made his first UCF start on Dec. 1, 2024 vs. California Baptist, scoring four points and tallying three assists.
- ◆ Pulled in a career-high five rebounds at West Virginia on Feb. 20
- ◆ Tied for the team lead in steals in UCF's contest against No. 18 Baylor, snatching a pair of thefts
- ◆ Tallied 13 points on five-of-seven shooting, including three-for-three from three-point land against Miami (11/10/23)
- ◆ Made his collegiate debut on opening night for UCF, scoring five points with an assist, steal and rebound
- ◆ Spent time in the top tier of German basketball with Alba Berlin; Won back-to-back U19 championships with Alba Berlin in 2022 and 2023



24

**JAYLIN SELLERS**

Jr. • F • 6-4 • 205 • Columbus, Ga. • Ball State

24-25	-	-	-	-	-	-	
Career	95/67	12.1	0.8	3.1	46.6%	37.2%	78.4%
Career Highs	Pts: 34	Asst: 5	Reb: 14	Stl: 4			
Season High	Pts: -	Asst: -	Reb: -	Stl: -			

- ◆ Named All-Big 12 Honorable Mention at the end of the 2023-24 regular season
- ◆ Finished the campaign leading the Knights in scoring, averaging 15.9 points per game, including 16.8 PPG in wins.
- ◆ Led the Big 12 in points per game from Nov. 27-Dec. 18 before finishing fourth in the conference at season's end
- ◆ Recorded career-highs in points (524), steals (35), assists (36), rebounds (118), and free throw percentage (82.9%) in '23-24
- ◆ Posted a career-high 34 pts. against Stetson (11/26/23), helping him earn the Big 12's Co-Newcomer of the Week nod
- ◆ Impressed in his UCF debut on opening night, scoring 23 points, and earned 22-point, 11-rebound next outing at Miami



35

**ROKAS JOCIUS**

Jr. • F • 6-10 • 240 • Kaunas, Lithuania • La Salle

24-25	8/1	3.6	0.6	2.3	59.1%	20%	100%
Career	69/30	6.3	0.3	4.2	54.3%	36.8%	48.7%
Career Highs	Pts: 20	Asst: 3	Reb: 13	Stl: 2	Blk: 4		
Season High	Pts: 10	Asst: 2	Reb: 5	Stl: -	Blk: 1		

- ◆ Made his first UCF start on Nov. 27 vs. Milwaukee
- ◆ Tallied a career-high 20 points against Rhode Island on Feb. 25, 2024 after earning a career-high 13 rebounds at Rhode Island on Jan. 31, 2024
- ◆ Averaged 8.5 points and 5.4 rebounds per game in a breakout sophomore campaign with La Salle
- ◆ Scored double-digit points in 12 contests last season while pulling in double-digit rebounds in four
- ◆ Was named to the Atlantic 10 Commissioner's Honor Roll in his freshman campaign at La Salle in 2022-23
- ◆ Played for Vilniaus Perlas Energija for two seasons in the second-highest tier of the Lithuanian basketball league



52

**MOUSTAPHA THIAM**

Fr. • C • 7-2 • 235 • Dakar, Senegal

24-25	7/7	6.6	0.1	4.7	47.4%	28.6%	80%
Career	7/7	6.6	0.1	4.7	47.4%	28.6%	80%
Career Highs	Pts: 13	Asst: -	Reb: 7	Stl: 1	Blk: 6		
Season High	Pts: 13	Asst: -	Reb: 7	Stl: 1	Blk: 6		

- ◆ Made collegiate debut on opening night against #13 Texas A&M, tallying six blocks, the most by a rookie since 12/12/15
- ◆ Became the highest ranked recruit and first five-star in program history with a .9943 composite ranking according to 247Sports. Upon reclassifying, he slotted in as the No. 7 center in the 2024 class as well as the No. 6 recruit in the state of Florida and No. 30 overall, according to On3
- ◆ Was the No. 1 center recruit and No. 14 overall in the class of 2025 before reclassifying to join the Knights in 2024-25
- ◆ Played in the 3-Stripes Select Basketball circuit in spring/summer of 2024, averaging 15.2 pts., 7.2 reb. and 3.7 blocks





## ADDITION FINANCIAL ARENA



The UCF men's and women's basketball programs have called the beautiful 10,000-seat Addition Financial Arena its home since the start of the 2007-08 season. Located in the heart of Knights Plaza on the expansive north side of campus, the state-of-the-art facility opened in the fall of 2007 to packed crowds at multiple events. Under the current configuration, the capacity for basketball games sits at 9,400.

Addition Financial Arena's unique design provides an intimate atmosphere for all students, alumni, fans and supporters, while creating an intimidating environment for opponents. With a raucous student section, dubbed the "Knightmare," Addition Financial Arena has quickly become one of the more formidable basketball facilities in the entire southeast. The design offers perfect sight lines for all fans, giving every spectator a spectacular view.

UCF's first year in the Big 12 Conference saw record attendance for the men's basketball teams, hosting a total of 134,000 fans over the 2023-24 season that saw the Knights host 19 home games, averaging just over 9,000 fans per league home contest. The inaugural Big 12 campaign also saw the introduction of palm fronds as a free throw distraction in the student section. The terms "Fear the Frond" and "Frond Warning" were born as Knight Nation helped cause opponents to make 10% less of their second-half free throws in Big 12 and postseason play.

The venue has sold out twice for UCF men's basketball games, the first being the Black and Gold's 2017 NIT Quarterfinal contest against Illinois, filling the seats with 10,011 fans. The second was the Knights' Big 12 Conference home opener against No. 3 Kansas on Jan. 10, 2024, as 9,469 fans piled through the turnstiles. Most of those fans piled out of the stands as both games ended in court stormings. UCF's 65-60 victory over the Jayhawks was the highest-ranked opponent that the Knights had defeated in program history.

Approximately 7,000 seats make up the lower bowl of Addition Financial Arena, with an additional 3,000 seats situated in the upper level. Club level seating is on the east side of the Arena, with exclusive access to the regal Black and Gold Club before, during and after each game. The addition of a courtside club on one of the baselines subtracted 600 seats from the lower bowl, making the current configuration for men's and women's basketball games a 9,400-fan capacity. The area, located floor-level in front of sections 101-103, offers great views of game action as well as access to top-notch food and beverage options.

The facility features 16 luxury boxes and suites, a club lounge, open concourse areas and numerous concession options. Fans benefit from a state-of-the-art audio and video system. The scoreboard located at center court features four video screens that show replays and player information with an LED ribbon board stretching around the bottom.

Patrons enter the building through a spacious lobby that has conveniently located concession and apparel stands.

Addition Financial Arena sits on the northern side of campus and is nestled in with UCF's other athletics facilities, including FBC Mortgage Stadium, The Venue, John Euliano Park and the UCF Soccer/Track Complex. FBC Mortgage Stadium also opened up during the same September week in 2007.

The arena is the centerpiece of an area that includes apartment-style dormitories with 2,000 total beds and about 100,000-square feet of retail space. Before and after games, fans can dine and shop at establishments like Barnes & Noble Bookstore, Burger U, Gringos Locos, Domino's, The Pop Parlour, Dunkin', Jimmy John's, Subway and Knightro's.

The neighboring retail area has room for 24 shops.

Addition Financial Arena also hosts premiere concerts along with UCF commencement ceremonies. The Central Florida Crusaders, expansion members of the National Indoor Soccer League, began fielding men's and women's teams in the venue for the 2022-23 season. The Orlando Valkyries of the Pro Volleyball Federation began playing their games in the arena in Jan. 2024.

The arena is located directly in front of UCF's old home, The Venue, which re-opened following a year of massive renovations to create a new home for the women's volleyball program as well as dedicated practice facilities for both the men's and women's basketball programs. The Knights played in the former 5,100-seat building from 1991-2007.

Construction on the new facility began in November of 2005. The arena was designed by HOK Sports and constructed by KUD International.

The arena officially opened on Sept. 8, 2007, with a Reba McEntire concert. The first UCF event at the new arena occurred on Sept. 28, 2007, when the UCF volleyball team hosted East Carolina. The first UCF men's basketball game was a 63-60 victory over Nevada on Nov. 11, 2007 while the first women's contest was on Nov. 9, 2007, in 72-57 loss to Texas Tech.



Capacity	10,000
Construction Began	November 2005
Construction Completed	August 2007
Design	HOK Sports
Construction	KUD International
Cost	\$80 million
Luxury Suites	16
Lower Level Seats	5,598
Upper Level Seats	3,365
Club Seats	502
Concession Stands	7
Points of Sale	28
Video Boards	4
First UCF Game	UCF 63, Nevada 60 (11/11/07)

### Highest Single-Game Home Attendance Records

1.	10,011 ^	Illinois (3/22/17)
2.	9,825	Memphis (1/10/09)
3.	9,469 ^	Kansas (1/10/24)
4.	9,460	Marshall (1/13/10)
5.	9,392	Iowa State (3/2/24)
6.	9,390	Houston (3/6/24)
7.	9,387	Oklahoma (2/3/24)
8.	9,383	Houston (1/25/23)
9.	9,358	Michigan (12/30/21)
10.	9,347	Rice (1/22/11)
11.	9,343	Florida State (11/13/13)
12.	9,141	Cincinnati (3/7/19)
13.	9,137	BYU (1/13/24)
14.	9,094	Marshall (1/5/11)
15.	8,882	West Virginia (1/23/24)
16.	8,808	Texas A&M (11/4/24)
17.	8,734	Memphis (1/18/12)
18.	8,727	Massachusetts (11/13/09)
19.	8,711	Texas Tech (2/24/24)
20.	8,683	Baylor (1/31/24)

^ - indicates sellout

### Single-Season Home Attendance

1.	134,240 (7,065/19 games)	2023-24
2.	121,036 (6,370/19 games)	2010-11
3.	97,297 (5,723/17 games)	2011-12
4.	90,466 (4,523/20 games)	2012-13
5.	90,067 (5,298/17 games)	2013-14
6.	89,664 (5,274/17 games)	2022-23
7.	88,378 (4,651/19 games)	2016-17

### Addition Financial Arena Record by Coaches

Coach	Seasons	Addition Financial Record	Win Pct.
Kirk Speraw	3	34-13 / 12-13*	.723 / .480*
Donnie Jones	6	74-33 / 59-33*	.692 / .641*
Johnny Dawkins	9	99-35	.739

\*2008-09, 2009-10, 2010-11 victories vacated due to NCAA sanctions

### Season-by-Season Record in Addition Financial Arena

Season	Head Coach	Home Record
2007-08	Kirk Speraw	12-4*
2008-09	Kirk Speraw	13-3 / 0-3**
2009-10	Kirk Speraw	9-6 / 0-6**
2010-11	Donnie Jones	15-4 / 0-4**
2011-12	Donnie Jones	16-1
2012-13	Donnie Jones	15-5
2013-14	Donnie Jones	10-7
2014-15	Donnie Jones	10-8
2015-16	Donnie Jones	8-8
2016-17	Johnny Dawkins	15-3
2017-18	Johnny Dawkins	12-4
2018-19	Johnny Dawkins	15-2
2019-20	Johnny Dawkins	10-6
2020-21	Johnny Dawkins	6-3
2021-22	Johnny Dawkins	13-3
2022-23	Johnny Dawkins	11-6
2023-24	Johnny Dawkins	11-8
2024-25	Johnny Dawkins	6-0
18 Seasons	3 Head Coaches	207-81 / 170-81*
		.719 / .617 Win %

\*2008-09, 2009-10, 2010-11 victories vacated due to NCAA sanctions

### UCF's Addition Financial Arena Winning Streaks

G	Began	Ended	Coach	Team to End Streak
16*	2/12/11	1/28/12	Donnie Jones	Southern Miss, 78-65
12**	2/6/08	1/10/09	Kirk Speraw	Memphis, 75-66
10	11/24/18	2/7/19	Johnny Dawkins	No. 12 Houston, 77-68
10*	11/12/10	1/19/11	Donnie Jones	East Carolina, 68-61
7	2/14/17	11/30/17	Johnny Dawkins	Missouri, 62-59
7	1/30/12	11/20/12	Donnie Jones	Middle Tennessee, 75-61
7*	3/7/09	12/30/09	Kirk Speraw	Jacksonville, 61-51
6	11/4/24	-	Johnny Dawkins	-
6	12/4/22	1/25/23	Johnny Dawkins	No. 3 Houston, 82-71
6	1/5/13	2/20/13	Donnie Jones	Marshall, 82-70
6	11/17/13	12/31/13	Donnie Jones	No. 10 Louisville, 90-65

\*Streak is actually 11 due to five consecutive home wins at the end of the 2000-01 season being vacated via to NCAA sanctions

\*\*Streak is actually four due to eight consecutive home wins to begin the 2008-09 season being vacated via to NCAA sanctions

\*entire winning streak vacated due to NCAA sanctions



# Johnny DAWKINS

Head Coach / Ninth Season

UCF head men's coach Johnny Dawkins has built a particularly glossy college basketball playing and coaching catalogue—most recently including 2023

induction into the National Collegiate Basketball Hall of Fame and selection of a UCF player in the first round of the 2023 NBA Draft.

Dawkins' resume showcases:

- ◆ 15 seasons as a major-college head coach (the last seven at UCF), including eight postseason berths and a pair of National Invitation Tournament titles
- ◆ Extensive player development, highlighted by Taylor Hendricks' selection in the first round of the 2023 NBA Draft after only a single season at UCF
- ◆ 10 additional previous seasons of experience as an assistant coach at Duke, including NCAA Championship appearances every year, an NCAA title in 2001 and seven Atlantic Coast Conference Tournament crowns
- ◆ A nine-year NBA career that included a career double-figure scoring average
- ◆ A collegiate playing career at Duke that featured national player-of-the-year recognition as a senior as the school's all-time top career scorer, later culminating with his 2023 National Collegiate Basketball Hall of Fame selection

In eight seasons at UCF, Dawkins has led the program to unprecedented heights, in the only eight-year stretch with four or more postseason appearances during the Division I era. He led the Knights to their first NCAA Championship victory in 2019. He's also responsible for producing UCF's first lottery pick after Taylor Hendricks was selected by the Utah Jazz with the ninth overall pick in the 2023 NBA Draft. In the deepest, most challenging league in college basketball, Dawkins led the Knights to seven victories in their inaugural season as members of the Big 12 Conference in 2023-24, earning a program record three ranked wins during the campaign. Dawkins boasts eight wins over ranked opponents in his time at the helm of the Knights, accounting for 80% of the team's wins over Associated Press top-25 teams in the program's history. UCF made a statement in its inaugural home Big 12 game on Jan. 10, 2024, beating No. 3 Kansas by five after trailing by 16 at one point during the contest. The Knights went on to earn additional ranked wins over No. 23 Oklahoma and No. 23 Texas Tech during the inaugural Big 12 slate, joining the 2018-19 season as the only other campaign with multiple wins over ranked opponents in a single season.

The Knights also earned a host of other impressive wins against top-25 foes, beating 15th-ranked Florida State in Tallahassee in 2020, the program's first victory over the Seminoles. The Knights recorded consecutive victories over No. 6 Houston and No. 19 Cincinnati during the 2018-19 regular-season run to the NCAA Championship, solidifying themselves in the field of 68. UCF defeated No. 24 Alabama in December 2017, after earning the first ranked win under Dawkins on Feb. 26, 2017, beating No. 15 Cincinnati 53-49. UCF cracked the AP poll on Mar. 4, 2019, for the first time since 2011, earning a ranking of 25th late in the regular season. It was the latest into a season that the Knights had been ranked. The home finale against Cincinnati in 2019 marked the first matchup of ranked teams at Addition Financial Arena.

Dawkins was named UCF's seventh head men's basketball coach on Mar. 23, 2016.

## The 2019 NCAA Championship Run

The 2018-19 season was one to remember for Dawkins and the Knights, as he guided UCF to a No. 9 seed in the NCAA Championship, its highest seed in five all-time NCAA Championship appearances, and defeated eighth-seeded VCU 73-58 in first-round action.

UCF then came inches away from upsetting top overall seed Duke in the second round, ultimately falling 77-76 to fellow Hall of Famer and his former college coach Mike Krzyzewski, Zion Williamson and RJ Barrett as BJ Taylor's floater rimmed out and Aubrey Dawkins' tip-in barely missed at the buzzer.

The Knights were stellar down the stretch to secure their at-large NCAA Championship berth, winning on the road at No. 6/8 Houston to snap the Cougars' 33-game home win streak and topping No. 19/20 Cincinnati in Orlando. It marked the first time UCF had earned multiple victories over ranked opponents in the same season, and the Knights did it in back-to-back games.

Dawkins led UCF back to the NCAA Championship for the first time since 2005, and the first time as an at-large selection (with the previous four NCAA Championships as champions of the Atlantic Sun Conference Tournament in 1994, 1996, 2004 and 2005). He helped three individuals earn all-conference accolades from the American Athletic Conference in 2018-19, as UCF led the league with three honorees. BJ Taylor became the first Knight to earn first-team AAC honors, while Aubrey Dawkins was named second team and Tacko Fall added third-team honors. It marked just the second time that the Knights put multiple student-athletes on the AAC all-conference teams and the ninth time in the program's Division I history that multiple Knights earned all-conference honors in the same season (dating back to the 1993-94 season). With two players on the three all-conference teams, only Houston had more players earn all-conference honors.

Following the end of the 2018-19 regular season, Dawkins was named a finalist for the Skip Prosser Man of the Year Award and the Ben Jobe National Coach of the Year Award.

UCF finished the year 24-9, tied for the fourth most wins in a season in program history. The Knights' 23 regular-season wins marked a record in UCF's Division I era. The team went 13-5 in AAC play, the team's most league wins since joining that conference, and earned the No. 4 seed in the conference tournament for the second time in three seasons.

## Dominant Defense

Known for their defense under Dawkins, the Knights ranked 11th in the nation in field-goal percentage defense, holding opponents to just 39.4 percent shooting in the 2018-19 NCAA Championship run. UCF was also 27th in scoring defense, allowing 64.5 points per game that season.

Defense always has been a priority with UCF teams, as four of Dawkins' eight seasons with the Knights have seen the team finish inside the top 50 nationally in scoring defense, including two top-10 finishes. UCF ranked third in the nation in scoring defense in 2017-18, holding teams to 61.7 points per game and 40.1% shooting, slotting the team at the No. 10 spot in the country. Dawkins' first season with UCF in 2016-17 saw the team finish No. 1 in field-goal percentage defense, limiting foes to 36.5% from the field, and No. 6 in scoring defense, with opponents averaging 61.2 points per contest.

Despite making the jump to one of the nation's toughest leagues in college hoops, UCF held its own on the defensive side of the ball. The Knights led the Big 12 in blocks per game, averaging 5.0 per game, a top 20 mark nationally throughout the year. UCF also ranked in the top 25 in steals per game at 8.7 per contest. Although they finished just outside of the top 50 national rankings for scoring defense, the Knights often held opponents well below their season averages. UCF also posted its second-highest turnovers forced per game clip during the team's first run through the Big 12, finishing in the top 40 with a mark of 14.21.

## Highly-Touted Hendricks

Taylor Hendricks qualified as UCF's top recruit in program history upon his arrival prior to the 2022-23 season. He came into college as a top-100 player in two of the three major recruit rankings, as ESPN pinned him No. 54 and Rivals had him at No. 87. Hendricks lived up to the hype on opening night, dropping a team-best 23 points in his collegiate debut and finishing the season with averages of 15.3 points and 6.9 rebounds.

Through plenty of work and coaching throughout the season, Hendricks quietly began to creep into mock drafts across the country. At season's end, Hendricks had achieved two career-high marks of 25 points and recorded five double-doubles. He was the nation's only player to make 60 or more three-pointers, tally 55 or more blocks and record 35 or more dunks. He was

honored with a unanimous selection to the American Athletic Conference All-Rookie Team and was named second-team All-AAC. Hendricks announced his intent to enter the NBA Draft on March 22, 2023, making him UCF's first one-and-done player. The freshman phenom later went on to become the Knights' first lottery pick as well as a first-round selection, going ninth to the Utah Jazz in the 2023 NBA Draft.

## Enshrined in the College Basketball Hall of Fame

Dawkins was honored Aug. 30, 2023, as an inductee in the 18th class of the National Collegiate Basketball Hall of Fame. He was joined by former Duke coach Mike Krzyzewski, who was officially honored in the class of 2023 after initially being among the Hall of Fame's Founding Class in 2006.

Dawkins was inducted for his playing days as a Blue Devil and is one of the most decorated players in Duke history. He is regarded as a key early figure in the program's ascent to becoming a national power. From 1982-86, Dawkins piled up 2,556 points – a mark that stood as the school's scoring record until 2006 and remains second all-time. He was a two-time consensus All-American, a four-time All-ACC selection--and was recipient of the 1986 Naismith National Player of the Year award.

As a senior, Dawkins led Duke to the ACC regular-season and tournament titles, and an appearance in the NCAA National Championship game. The 10th overall pick by the Spurs in the 1986 NBA Draft, Dawkins saw action in nine professional seasons with the Spurs, 76ers and Pistons. He averaged 11.1 points and 5.5 assists through 541 career NBA games.

## UCF Player Honors

Multiple players have earned conference and national honors under Dawkins' tenure. Tacko Fall earned a spot on the Lefty Driesell Defensive All-America team in 2016-17 and was named the American Athletic Conference Defensive Player of the Year. B.J. Taylor earned first-team All-AAC and NABC first-team All-District honors in 2018-19.

Seven nods to the All-AAC Team were awarded while the Knights were members of that league. An additional three All-Rookie Team honors were earned, all over the last three seasons. Taylor Hendricks earned second-team All-Conference honors as well as a unanimous nod to the All-Rookie Team in 2022-23, as well as tallying a record nine conference rookie-of-the-week accolades. Darius Johnson and Isaiah Adams preceded Hendricks in earning All-Rookie Team nods in 2021-22 and 2020-21, respectively. Aubrey Dawkins (2018-19) and Taylor (2016-17) are the other Knights who received All-AAC second-team honors, while Darin Green Jr. (2021-22), Brandon Mahan (2020-21), Darius Perry (2020-21) and Fall (2018-19) all were members of an AAC third team.

Johnson added to his decorated career as a Knight with an All-Big 12 Honorable Mention honor in UCF's first season in the Big 12 (2023-24). He was joined by fellow junior guard Jaylin Sellers and fifth-year forward Ibrahima Diallo on the honorable mention list.

## Postseason Pushes

On top of the NCAA Championship run in 2018-19, the Knights have punched three tickets to the NIT under Dawkins' direction, as he has led UCF to the postseason in half of his eight seasons at the helm of the Black and Gold. That number of postseason appearances is more than half of the SEC, ACC and Big Ten combined over that stretch.

UCF's most recent NIT bid saw the squad earn a No. 4 seed. In 2023, the Knights traveled to Gainesville, Florida, and handily beat Florida 67-49, UCF's first road victory against the Gators in program history. The Knights were the only team to hold Florida under 50 points all season. It was the sixth time

## COACHING EXPERIENCE

2016-present	UCF	Head Coach
2008-16	Stanford	Head Coach
2000-08	Duke	Associate Head Coach
2006-08	USA Basketball	Player Personnel
1998-99	Duke	Assistant Coach

## NBA EXPERIENCE

1994-95	Detroit Pistons
1989-94	Philadelphia 76ers
1986-89	San Antonio Spurs
1986	Drafted, Spurs - 10th Overall







that season UCF limited an opponent to 50 points or fewer. The Knights' run came to an end in their inaugural meeting with top-seeded Oregon in Eugene.

The 2016-17 season took UCF to New York's Madison Square Garden in Dawkins' first year at the helm of the Knights. UCF hosted its first NIT game, defeating Colorado for the program's first postseason win in an NIT or NCAA game. The Knights went on to defeat top-seeded Illinois State on the road, before coming home to the first sellout crowd at Addition Financial Arena and winning 68-58 over Illinois to earn a spot in the NIT semifinals. Under Dawkins' leadership, UCF led all NCAA Division I teams in defensive field-goal percentage, holding opponents to just 36.5 percent from the floor. The Knights were also sixth in the nation, allowing only 61.2 points per game, and gave up 45 or fewer points in four games over the course of the year. Dawkins was a finalist for both the Jim Phelan and Ben Jobe National Coach of the Year awards in his first season at UCF. Matt Williams set UCF records for three-pointers in a career, season and game, before signing a professional contract with the Miami Heat.

#### Notable Notes

In UCF's Dec. 11, 2021, win over North Carolina A&T, Dawkins picked up his 100th victory with the Knights, becoming the fastest coach in program history and just the third one to do so. He earned his 300th career victory in the Black and Gold's 74-63 win over No. 23 Oklahoma. Following the end of the 2023-24 season, Dawkins stands 148-103 all-time as head coach of the Knights, a winning percentage of .590, currently the second highest in program history and first during the Division I era, trailing only Torchy Clark's .755 mark.

In eight years, Dawkins has done a similarly successful job with his players in the classroom. With Dawkins at the helm, the Knights men's basketball program recorded an average semester team grade-point average over 3.0 for the first time in recorded history in 2018. Then the Knights did it again, setting a program record with an average semester GPA of 3.03 in spring 2019. Under Dawkins' watch, more than 45 nods have been earned by Knights on the AAC All-Academic team.

When Dawkins took over at UCF, the Knights had gone 12-18 the season before and hadn't finished above .500 since 2012-13. He led UCF to a 24-12 record in his first season at the helm, the sixth-best turnaround in the nation. With just seven scholarship players due to transfers and injuries, the Knights earned the fourth seed – their highest ever – in the American Athletic Conference Tournament, eventually falling to league champion SMU in the semifinals.

#### Stanford Stint

Stanford put together four 20-win seasons in Dawkins' tenure as head coach. He is only the second coach in Stanford history with at least four 20-win seasons. Stanford's success on the court came against some of the toughest schedules in the nation. During the 2015-16 season, the Cardinal faced the sixth-most difficult slate in the country—with a nation-leading 17 of Stanford's 30 games against RPI top-50 squads. Stanford's strength of schedule was rated in the top 50 each of his final four seasons, including two in the top 20, with an average rank of 27.75.

The Cardinal basketball program also excelled in the classroom during Dawkins' tenure, earning at least three Pac-12 All-Academic selections for five consecutive seasons and producing back-to-back Pac-12 Scholar-Athlete of the Year recipients (2014, 2015). Stanford also received annual national academic recognition, with three players earning National Association of Basketball Coaches (NABC) Honors Court status in 2015. The Cardinal were one of 20 NCAA Division I teams to earn an NABC Team Academic Excellence Award in 2016.

In 2012, Dawkins mentored Chasson Randle to become the consummate student-athlete. Randle finished that season as Stanford's all-time leading scorer and earned the program's initial first-team Academic All-America selection since 2006. Under Dawkins, Stanford recorded back-to-back perfect Academic Progress Rate (APR) scores of 1,000 in both the 2012-13 and 2013-14 reports.

Player development was also markedly improved at Stanford under Dawkins' tutelage. Four Cardinal players were selected in the NBA Draft following their collegiate careers—including 2014 first-round pick Josh Huestis.

#### Learning from a Legend

The Washington, D.C., native coached for 10 years under the legendary Mike Krzyzewski at Duke. During Dawkins' decade as a coach at Duke, the Blue Devils won a national championship (2001), tallied six ACC regular-season championships, recorded seven ACC Tournament titles and posted a 330-60 (.846) record. In four consecutive seasons from 1999-2002, Duke finished the regular season ranked No. 1 in both national polls, a first in college basketball history. Duke reached a No. 1 national ranking in seven of 10 seasons with Dawkins on the coaching staff.

While at Duke, he also served as the player personnel director for the USA Basketball Senior National Team from 2006-08.

#### Decorated at Duke

Following a prolific high school career at Mackin Catholic High School in Washington, D.C. (McDonald's All-American and third-team Parade All-American), Dawkins made his way to Duke, where he would become one of the most decorated players to set foot in Durham, North Carolina.

He played for the Blue Devils from 1982-83 through 1985-86, earning consensus All-America honors twice (1985, 1986).

## COACHING RECORD

Season	School	Record	Pct
2008-09	Stanford	20-14	.588
2009-10	Stanford	14-18	.438
2010-11	Stanford	15-16	.484
2011-12	Stanford	26-11	.703
2012-13	Stanford	19-15	.559
2013-14	Stanford	23-13	.639
2014-15	Stanford	24-13	.649
2015-16	Stanford	15-15	.500
2016-17	UCF	24-12	.667
2017-18	UCF	19-13	.594
2018-19	UCF	24-9	.742
2019-20	UCF	16-14	.533
2020-21	UCF	11-12	.478
2021-22	UCF	18-12	.600
2022-23	UCF	19-15	.559
2023-24	UCF	17-16	.515
2024-25	UCF	6-2	.750
<b>At UCF</b>	<b>9 Seasons</b>	<b>154-105</b>	<b>.595</b>
<b>Total</b>	<b>17 Seasons</b>	<b>310-220</b>	<b>.585</b>

## COACHING HIGHLIGHTS

2008-09	CBI Semifinals
2011-12	NIT Champions
2012-13	NIT Second Round
2013-14	NCAA Sweet 16
2014-15	NIT Champions
2016-17	NIT Semifinals
	Finalist for Jim Phelan National Coach of the Year
	Finalist for Ben Jobe National Coach of the Year
2018-19	Finalist for Skip Prosser Man of the Year
	Finalist for Ben Jobe National Coach of the Year
	NCAA Tournament
2022-23	NIT Second Round
2023-24	NIT First Round

## COLLEGIATE CAREER

1982-86	Duke University
1985-86	Naismith National Player of the Year
	Consensus First Team All-America
	First Team All-ACC
	NCAA East Regional MVP
	ACC Tournament MVP
	Duke Team MVP
	Duke Co-Captain
1984-85	Consensus First Team All-America
	First Team All-ACC
	Duke Team MVP
1983-84	Second Team All-ACC
	Duke Team MVP
1982-83	Freshman All-America
	Second Team All-ACC
	Duke Team MVP

## THE DAWKINS FILE

Hometown	Washington, D.C.
High School	Mackin Catholic
College	Duke, 1986

Dawkins was also voted the 1986 Naismith National Player of the Year and named a Freshman All-American in 1983. During his collegiate career, he helped lead Duke to three NCAA Championship berths, including an NCAA title-game appearance in 1986. He was an All-ACC honoree all four seasons as a Blue Devil. Dawkins helped Duke win the 1986 ACC Tournament title in his senior season, claiming the MVP award in the process.

Dawkins finished his career as the school's all-time leading scorer and held that honor until 2006 when J.J. Redick surpassed his mark of 2,556 points. He recorded double-figure point totals in 129 of 133 collegiate games. Dawkins led the Blue Devils in scoring all four years, recording the fourth-highest season point total in school history with 809 in 1986. Dawkins remains Duke's career record-holder in field goals (1,026) and field goals attempted (2,019) while also setting the school's single-season mark for field goals (331) during the 1986 campaign.

Dawkins was inducted into the Duke Sports Hall of Fame in September 1996. His jersey number 24 was retired by the school.

#### Professional Experience

A 1986 first-round NBA Draft pick (10th overall) by San Antonio, Dawkins saw action in nine NBA seasons with the Spurs (1986-89), Philadelphia 76ers (1989-94) and Detroit Pistons (1994-95). He averaged 11.1 points, 2.5 rebounds and 5.5 assists over 541 career NBA games.

#### Giving Back to the Game

Dawkins has served as a member of the National Association of Basketball Coaches Board of Directors since 2012. He currently serves on the NCAA Division I Men's Basketball Ethics Coalition, an independent committee of current and former coaches, charged with promoting ethical conduct through leadership, education and mentoring opportunities, while identifying key issues challenging the coaching community.





# Jordan IVY-CURRY

Guard / Fifth Year / 6-3 / 177

La Marque, Texas / La Marque / UTSA / Pacific

## SEASON STATS

PPG	RPG	APG	FG%	3PT%	FT%
16.0	3.4	2.9	41.1%	29.8%	83.7%

## IVY-CURRY NOTEBOOK

- ◆ Scored an impressive 17.1 PPG last season with UTSA, easily topping his career best of 13.9 PPG during 2021-22
- ◆ Nearly doubled his rebounds per game average, posting 5.2 in 2023-24 compared to 2.6 in 2022-23
- ◆ Poured in a career-high 38 points against Florida Atlantic on Jan. 21, 2024
- ◆ Tallied a career-high 63 assists last season, improving on his previous best of 50
- ◆ Made a career-best 46 three pointers last season and shot a career-high 38.7% mark from downtown
- ◆ Earned Conference USA All-Freshman Team honors while with UTSA in 2020-21

## TOP PERFORMANCES

- ◆ **vs. LSU (11/24/24)**  
20 points (17 of which came over the three overtime periods), 6 rebounds
- ◆ **Florida Atlantic (11/12/24)**  
22 points (including 18 in the first half), five assists, two steals, 4-8 3PT
- ◆ **Purdue Fort Wayne (11/8/24)**  
18 points, 3 assists, 3 steals
- ◆ **Texas A&M (11/4/24)**  
16 points, 5 rebounds, 3 assists

## GAME-BY-GAME STATS

Opponent	Date	GS	MIN	Total		3-Pointers		Free throws		Rebounds				PF	A	TO	BLK	STL	PTS	AVG
				FG-FGA	PCT	3FG-3FGA	PCT	FT-FTA	PCT	OFF	DEF	TOT	AVG							
Texas A&M	11/04/2024	*	35:04	4-12	.333	2-7	.286	6-8	.750	1	4	5	5.0	3	3	3	0	1	16	16.0
Purdue Fort Wayne	11/08/2024	*	35:44	5-12	.417	0-6	.000	8-8	1.000	0	0	0	2.5	1	3	1	0	3	18	17.0
Fla. Atlantic	11/12/2024	*	32:03	6-12	.500	4-8	.500	6-6	1.000	2	1	3	2.7	3	5	3	0	2	22	18.7
Tennessee Tech	11/19/2024	*	28:41	6-12	.500	0-4	.000	3-3	1.000	2	0	2	2.5	3	3	1	0	4	15	17.8
vs Wisconsin	11/22/2024	*	25:18	3-14	.214	1-3	.333	6-8	.750	0	4	4	2.8	1	1	0	0	0	13	16.8
vs LSU	11/24/2024	*	41:55	7-18	.389	5-12	.417	1-2	.500	3	3	6	3.3	4	0	4	0	1	20	17.3
Milwaukee	11/27/2024	*	30:29	5-9	.556	1-4	.250	3-4	.750	0	5	5	3.6	0	3	0	0	1	14	16.9
California Baptist	12/01/2024		28:59	3-6	.500	1-3	.333	3-4	.750	0	2	2	3.4	1	5	1	0	0	10	16.0
Totals		7	258:13	39-95	.411	14-47	.298	36-43	.837	8	19	27	3.4	16	23	13	0	12	128	16.0

## Player Averages

Games Played	Minutes/game	Points/game	FG Pct	3FG Pct	FT Pct	Rebounds/game	Assists/game	Turnovers/game	Assist/Turnover ratio	Steals/game	Blocks/game
8	32.3	16.0	41.1	29.8	83.7	3.4	2.9	1.6	1.8	1.5	0.0

## CAREER HONORS

Conference USA All-Freshman Team

2020-21

Conference USA Commissioner's Honor Roll

2020-21

## COLLEGE PATH

2020-21	Freshman	UTSA
2021-22	Sophomore	UTSA
2022-23	Junior	Pacific
2023-24	Senior	UTSA
2024-25	5th Year	UCF

## CAREER HIGHS

Points	38	Florida Atlantic (1/21/24)
Rebounds	11	at BYU (2/4/23)
Assists	9	at Rice (2/3/22)
Steals	4	2x, last vs. Tennessee Tech (11/19/24)
Blocks	1	10x, last vs. Temple (3/10/24)
FGs Made	12	at SMU (3/2/24)
FGs Att.	24	Florida Atlantic (1/21/24)
3-Pt. FGs Made	6	at Memphis (1/10/24)
3-Pt. FGs Att.	14	at Memphis (1/10/24)
FTs Made	14	Florida Atlantic (1/21/24)
FTs Att.	17	Florida Atlantic (1/21/24)

## 2024-25 GAME HIGHS

Points	22	Florida Atlantic (11/12/24)
Rebounds	6	vs. LSU (11/24/24)
Assists	5	2x, last vs. California Baptist (12/1/24)
Steals	4	Tennessee Tech (11/19/24)
Blocks	-	-
FGs Made	7	vs. LSU (11/24/24)
FGs Att.	18	vs. LSU (11/24/24)
3-Pt. FGs Made	5	vs. LSU (11/24/24)
3-Pt. FGs Att.	12	vs. LSU (11/24/24)
FTs Made	8	Purdue Fort Wayne (11/8/24)
FTs Att.	8	3x, last vs. Wisconsin (11/22/24)

## DID YOU KNOW?

Favorite pro athlete: Kyrie Irving

Pre-game ritual: Isolation, pray

Favorite movie: Waist Deep

Favorite TV show: George Lopez

Favorite music artist: NBA Young Boy

Favorite food: Seafood

Second favorite sport: Boxing

Favorite off-day activity: Going to the beach

Fun fact: Made a few songs

Hidden talent: Cooking his seafood pasta

## MISCELLANEOUS

	2024-25	Career
10+ Points	8	64
20+ Points	2	18
30+ Points	-	2
5+ Rebounds	3	24
10+ Rebounds	-	2
3+ Three Pointers	2	25
5+ Assists	2	9
3+ Steals	2	8
3+ Blocks	-	-
Double-Doubles	-	2

## CAREER STATS

				Field Goals		3-Point		F-Throws		Rebounds									Scoring	
SEASON	TEAM	GP-GS	MIN/AVG	FG-FGA	FG%	3FG-3FGA	3FG%	FT-FTA	FT%	OFF	DEF	TOT	AVG	PF-FO	A	TO	BLK	STL	PTS	AVG
2020-21	UTSA	26-11	518/19.9	67-167	.401	24-64	.375	28-41	.683	38	34	72	2.8	44-1	40	21	3	19	186	7.2
2021-22	UTSA	21-19	581/27.6	101-291	.347	45-133	.338	45-56	.804	13	36	49	2.3	25-0	48	51	3	19	292	13.9
2022-23	UOP	33-7	661/20.0	114-270	.422	42-123	.341	70-81	.864	17	69	86	2.6	67-0	50	41	0	17	340	10.3
2023-24	UTSA	21-0	571/27.2	116-289	.401	46-119	.387	82-103	.796	17	92	109	5.2	48-1	63	49	4	19	360	17.1
2024-25	UCF	8-7	258/32.3	39-95	.411	14-47	.298	36-43	.837	8	19	27	3.4	16-0	23	13	0	12	128	16.0
TOTAL FOR UCF		8-7	258/32.3	39-95	.411	14-47	.298	36-43	.837	8	19	27	3.4	16-0	23	13	0	12	128	16.0
TOTAL		109-44	2589/23.7	437-1112	.393	171-486	.352	261-324	.806	93	250	343	3.1	200-2	224	175	10	86	1306	12.0





# 1 Mikey WILLIAMS

Guard / Redshirt Freshman / 6-3 / 193  
 San Diego, Calif. / San Ysidro / Memphis

## SEASON STATS

PPG	RPG	APG	FG%	3PT%	FT%
-	-	-	-	-	-

## WILLIAMS NOTEBOOK

- ◆ Tabbed as a four-star recruit coming out of high school, ranking No. 39 in the country and No. 8 in California, according to 247Sports. His 0.9809 composite ranking out of high school would be the second highest for a UCF recruit, had he committed straight to UCF.
- ◆ Played at San Ysidro for his senior season where he posted 23.8 points, 9.2 assists and 3.2 rebounds per game, per MaxPreps
- ◆ Spent his sophomore and junior seasons at Lake Norman Christian
- ◆ Named MaxPreps National Freshman of the Year at San Ysidro, posting a stat line of 29.9 points, 6.7 rebounds and 4.9 assists per game, per MaxPreps
- ◆ Scored 46 points in his high school debut on Nov. 20, 2019
- ◆ Tallied a career-high 77 points with nine three-point makes on Dec. 13 in a 116-52 win over Kearny High School
- ◆ His mom, Charisse, was a softball player at Kearny High School before going to Hampton University to play at the collegiate level while his dad, Mahlon, was a basketball player at Sweetwater High School

## TOP PERFORMANCES

## GAME-BY-GAME STATS

## COLLEGE PATH

2023-24	Freshman	Memphis
2024-25	R-Freshman	UCF

## CAREER HIGHS

Points	-	-
Rebounds	-	-
Assists	-	-
Steals	-	-
Blocks	-	-
FGs Made	-	-
FGs Att.	-	-
3-Pt. FGs Made	-	-
3-Pt. FGs Att.	-	-
FTs Made	-	-
FTs Att.	-	-

## 2024-25 GAME HIGHS

Points	-	-
Rebounds	-	-
Assists	-	-
Steals	-	-
Blocks	-	-
FGs Made	-	-
FGs Att.	-	-
3-Pt. FGs Made	-	-
3-Pt. FGs Att.	-	-
FTs Made	-	-
FTs Att.	-	-

## DID YOU KNOW?

**Major:** Business Communications  
**Favorite pro athlete:** Rob Dillingham  
**Favorite pro team:** Minnesota Timberwolves  
**Pre-game ritual:** Doesn't eat before games  
**Favorite movie(s):** Friday, Gridiron Gang  
**Favorite music artist(s):** NBA Young Boy, NoCap, D Five  
**Favorite food:** Fresh caught, fried fish that he caught  
**Second favorite sport:** Football  
**Favorite off-day activity:** Fishing  
**Fun fact:** Loves animals, favorites are Nigerian Dwarf goats, sharks  
**Hidden talent:** Makes music

## MISCELLANEOUS

	2024-25	Career
10+ Points	-	-
20+ Points	-	-
30+ Points	-	-
5+ Rebounds	-	-
10+ Rebounds	-	-
3+ Three Pointers	-	-
5+ Assists	-	-
3+ Steals	-	-
3+ Blocks	-	-
Double-Doubles	-	-



2

JJ

TAYLOR

Forward / Sophomore / 6-8 / 196  
Chicago, Ill. / San Ysidro / Memphis

SEASON STATS

PPG	RPG	APG	FG%	3PT%	FT%
6.1	2.5	1.3	35%	27.8%	72.7%

TAYLOR NOTEBOOK

- ♦ Played in three games, all off the bench and playing in six minutes for Memphis last season; pulling in two rebounds, one each against No. 22 Virginia on Dec. 19 and Jackson State on Nov. 6
- ♦ Was tabbed as a four-star recruit out of San Ysidro High School and was ranked as the No. 86 player in the nation, according to 247Sports composite rankings; he was the No. 14 recruit in California and No. 20 at the small forward position
- ♦ His senior year saw him post 25.5 points, 7.3 rebounds and 1.8 blocks per game while at San Ysidro
- ♦ Spent his junior year at Donda Academy
- ♦ Averaged 28.3 points, 7.2 rebounds and 3.7 assists per game in his sophomore season at Kenwood Academy
- ♦ Played his freshman year at Morgan Park High School.

TOP PERFORMANCES

- ♦ **Tennessee Tech (11/19/24)**  
11 points, 2 rebounds, 2-for-4 from the three-point line
- ♦ **Texas A&M (11/4/24)**  
10 points, 3 rebounds, 2 blocks; late putback dunk and block to help win

GAME-BY-GAME STATS

Opponent	Date	GS	MIN	Total		3-Pointers		Free throws		Rebounds				PF	A	TO	BLK	STL	PTS	AVG
				FG-FGA	PCT	3FG-3FGA	PCT	FT-FTA	PCT	OFF	DEF	TOT	AVG							
Texas A&M	11/04/2024		22:01	2-4	.500	1-1	1.000	5-8	.625	1	2	3	3.0	0	0	0	2	10	10.0	
Purdue Fort Wayne	11/08/2024		14:55	1-3	.333	0-2	.000	2-2	1.000	2	0	2	2.5	1	1	0	0	4	7.0	
Fla. Atlantic	11/12/2024		19:38	3-8	.375	1-5	.200	1-1	1.000	0	0	0	1.7	2	2	1	0	1	8	7.3
Tennessee Tech	11/19/2024		14:32	4-9	.444	2-4	.500	1-2	.500	0	2	2	1.8	2	0	1	0	0	11	8.3
vs Wisconsin	11/22/2024		20:10	1-6	.167	0-2	.000	1-2	.500	3	6	9	3.2	2	3	1	0	1	3	7.2
vs LSU	11/24/2024		06:50	0-1	.000	0-1	.000	2-2	1.000	0	0	0	2.7	3	0	1	0	0	2	6.3
Milwaukee	11/27/2024		15:25	1-4	.250	0-1	.000	3-3	1.000	0	2	2	2.6	1	2	1	0	0	5	6.1
California Baptist	12/01/2024		19:28	2-5	.400	1-2	.500	1-2	.500	0	2	2	2.5	2	2	1	1	1	6	6.1
Totals		0	132:59	14-40	.350	5-18	.278	16-22	.727	6	14	20	2.5	13	10	7	3	5	49	6.1

Player Averages

Games Played	Minutes/game	Points/game	FG Pct	3FG Pct	FT Pct	Rebounds/game	Assists/game	Turnovers/game	Assist/Turnover ratio	Steals/game	Blocks/game
8	16.6	6.1	35.0	27.8	72.7	2.5	1.3	0.9	1.4	0.6	0.4

COLLEGE PATH

2023-24	Freshman	Memphis
2024-25	Sophomore	UCF

CAREER HIGHS

Points	11	Tennessee Tech (11/19/24)
Rebounds	9	vs. Wisconsin (11/22/24)
Assists	3	vs. Wisconsin (11/22/24)
Steals	2	Texas A&M (11/4/24)
Blocks	2	Texas A&M (11/4/24)
FGs Made	4	Tennessee Tech (11/19/24)
FGs Att.	9	Tennessee Tech (11/19/24)
3-Pt. FGs Made	2	Tennessee Tech (11/19/24)
3-Pt. FGs Att.	5	Florida Atlantic (11/12/24)
FTs Made	5	Texas A&M (11/4/24)
FTs Att.	8	Texas A&M (11/4/24)

2024-25 GAME HIGHS

Points	11	Tennessee Tech (11/19/24)
Rebounds	9	vs. Wisconsin (11/22/24)
Assists	3	vs. Wisconsin (11/22/24)
Steals	2	Texas A&M (11/4/24)
Blocks	2	Texas A&M (11/4/24)
FGs Made	4	Tennessee Tech (11/19/24)
FGs Att.	9	Tennessee Tech (11/19/24)
3-Pt. FGs Made	2	Tennessee Tech (11/19/24)
3-Pt. FGs Att.	5	Florida Atlantic (11/12/24)
FTs Made	5	Texas A&M (11/4/24)
FTs Att.	8	Texas A&M (11/4/24)

DID YOU KNOW?

Major: Communication  
Favorite pro athlete: Kevin Durant  
Favorite pro team: Los Angeles Lakers  
Pre-game ritual: Pray  
Favorite TV show: Snowfall  
Favorite music artist: Juice Wrld  
Favorite food: Lamb Chop Pasta  
Second favorite sport: Football  
Favorite off-day activity: Roller skating  
Fun fact: Makes music  
Hidden talent: Fishing

MISCELLANEOUS

	2024-25	Career
10+ Points	2	2
20+ Points	-	-
30+ Points	-	-
5+ Rebounds	1	1
10+ Rebounds	-	-
3+ Three Pointers	-	-
5+ Assists	-	-
3+ Steals	-	-
3+ Blocks	-	-
Double-Doubles	-	-

CAREER STATS

				Field Goals		3-Point		F-Throws		Rebounds				Scoring						
SEASON	TEAM	GP-GS	MIN/AVG	FG-FGA	FG%	3FG-3FGA	3FG%	FT-FTA	FT%	OFF	DEF	TOT	AVG	PF-FO	A	TO	BLK	STL	PTS	AVG
2023-24	Mem	3-0	5/1.8	0-0	.000	0-0	.000	0-0	.000	0	2	2	0.7	0-0	0	0	0	0	0	0.0
2024-25	UCF	8-0	133/16.6	14-40	.350	5-18	.278	16-22	.727	6	14	20	2.5	13-0	10	7	3	5	49	6.1
TOTAL FOR UCF		8-0	133/16.6	14-40	.350	5-18	.278	16-22	.727	6	14	20	2.5	13-0	10	7	3	5	49	6.1
TOTAL		11-0	138/12.6	14-40	.350	5-18	.278	16-22	.727	6	16	22	2.0	13-0	10	7	3	5	49	4.5







# 3 Darius JOHNSON

Guard / Senior / 6-1 / 200  
Boyd, Md. / Episcopal (Va.)

## SEASON STATS

PPG	RPG	APG	FG%	3PT%	FT%
16.1	4.1	4.5	43.8%	47.2%	76.5%

## JOHNSON NOTEBOOK

- ✦ Scored his 1,000th career point on Nov. 19 vs. Tennessee Tech, becoming the 21st Knight to record all 1,000 points at UCF
- ✦ Named All-Big 12 Honorable Mention at the end of the 2023-24 regular season
- ✦ Finished the 2023-24 campaign by averaging 20.8 PPG over the final five contests, including two 30+ point outings
- ✦ Scored a career-high 33 points in the regular season finale against TCU while pulling in a career-high nine rebounds
- ✦ Snatched 2.21 steals per game last season, a mark that saw him finish the year ranked 18th nationally
- ✦ Shot 39.4% from three last season, a 12.5% improvement on what he shot from long range in 2022-23
- ✦ Son of UCF's Special Assistant to the Head Coach, Kelvin Johnson
- ✦ Darius' brother, Xavier, finished his five-year collegiate career with a bang last season, scoring 22.2 points per game with Southern Illinois.

## TOP PERFORMANCES

- ✦ **California Baptist (12/1/24)**  
11 points, 7 steals, 5 rebounds, 4 assists
- ✦ **Milwaukee (11/27/24)**  
28 points, 8-for-10 3 PT, 3 steals, 2 assists
- ✦ **vs. LSU (11/24/24)**  
25 points, 8 assists, 6 rebounds, 5 steals
- ✦ **Florida Atlantic (11/12/24)**  
21 points, 5 assists, 6-9 FG, 4-7 3 PT
- ✦ **Texas A&M (11/4/24)**  
24 points, 5 assists, 3 steals, 5-11 3PT, 37:30 played

## GAME-BY-GAME STATS

Opponent	Date	GS	MIN	Total		3-Pointers		Free throws		Rebounds				PF		A		TO		BLK		STL		PTS		AVG	
				FG-FGA	PCT	3FG-3FGA	PCT	FT-FTA	PCT	OFF	DEF	TOT	AVG														
Texas A&M	11/04/2024	*	37:30	6-13	.462	5-11	.455	7-8	.875	0	3	3	3.0	1	5	2	0	3	24	24.0							
Purdue Fort Wayne	11/08/2024	*	37:51	3-8	.375	0-3	.000	1-2	.500	2	2	4	3.5	2	7	3	0	3	7	15.5							
Fla. Atlantic	11/12/2024	*	32:12	6-9	.667	4-7	.571	5-5	1.000	0	2	2	3.0	3	5	4	0	1	21	17.3							
Tennessee Tech	11/19/2024	*	35:44	2-8	.250	2-4	.500	0-1	.000	0	7	7	4.0	1	4	3	0	2	6	14.5							
vs Wisconsin	11/22/2024	*	27:28	2-9	.222	0-3	.000	3-4	.750	1	3	4	4.0	2	1	0	0	1	7	13.0							
vs LSU	11/24/2024	*	48:30	7-16	.438	4-8	.500	7-10	.700	2	4	6	4.3	4	8	3	0	5	25	15.0							
Milwaukee	11/27/2024	*	35:48	9-14	.643	8-10	.800	2-2	1.000	0	2	2	4.0	3	2	3	1	3	28	16.9							
California Baptist	12/01/2024	*	33:12	4-12	.333	2-7	.286	1-2	.500	0	5	5	4.1	3	4	4	0	7	11	16.1							
Totals			8	288:14	39-89	.438	25-53	.472	26-34	.765	5	28	33	4.1	19	36	22	1	25	129	16.1						

## Player Averages

Games Played	Minutes/game	Points/game	FG Pct	3FG Pct	FT Pct	Rebounds/game	Assists/game	Turnovers/game	Assist/Turnover ratio	Steals/game	Blocks/game
8	36.0	16.1	43.8	47.2	76.5	4.1	4.5	2.8	1.6	3.1	0.1

## CAREER HONORS

All-Big 12 Honorable Mention  
2023-24  
AAC All-Freshman Team  
2021-22  
2x AAC Rookie of the Week  
Jan. 24, 2022; Feb. 21, 2022  
2x AAC Weekly Honor Roll  
Dec. 26 2022; Feb. 13, 2023

## COLLEGE PATH

2021-22	Freshman	UCF
2022-23	Sophomore	UCF
2023-24	Junior	UCF
2024-25	Senior	UCF

## CAREER HIGHS

Points	33	at TCU (3/9/24)
Rebounds	9	at TCU (3/9/24)
Assists	10	3x, last vs. Baylor (1/31/24)
Steals	7	2x, last vs. California Baptist (12/1/24)
Blocks	1	7x, last vs. Milwaukee (11/27/24)
FGs Made	12	vs. BYU (3/13/24)
FGs Att.	23	at West Virginia (2/20/24)
3-Pt. FGs Made	8	Milwaukee (11/27/24)
3-Pt. FGs Att.	15	at West Virginia (2/20/24)
FTs Made	10	2x, last at TCU (3/9/24)
FTs Att.	12	vs. Charlotte (11/20/23)

## 2024-25 GAME HIGHS

Points	28	Milwaukee (11/27/24)
Rebounds	7	Tennessee Tech (11/19/24)
Assists	8	vs. LSU (11/24/24)
Steals	7	California Baptist (12/1/24)
Blocks	1	Milwaukee (11/27/24)
FGs Made	9	Milwaukee (11/27/24)
FGs Att.	16	vs. LSU (11/24/24)
3-Pt. FGs Made	8	Milwaukee (11/27/24)
3-Pt. FGs Att.	11	Texas A&M (11/4/24)
FTs Made	7	2x, last vs. LSU (11/24/24)
FTs Att.	10	vs. LSU (11/24/24)

## DID YOU KNOW?

Major: Hospitality  
Favorite pro athlete(s): Damian Lillard, Kevin Durant, Steph Curry  
Favorite pro team: Washington Commanders  
Pre-game ritual: Nap  
Favorite movie(s): Rush Hour  
Favorite TV show: Power  
Favorite music artist: Youngboy  
Favorite food: Chicken  
Second favorite sport: Football  
Favorite off-day activity: Sleep  
Fun fact: Used to play lacrosse  
Hidden talent: Can sing

## MISCELLANEOUS

	2024-25	Career
10+ Points	5	55
20+ Points	4	12
30+ Points	-	2
5+ Rebounds	3	28
10+ Rebounds	-	-
3+ Three Pointers	4	20
5+ Assists	4	28
3+ Steals	5	29
3+ Blocks	-	-
Double-Doubles	-	3

## CAREER STATS

				Field Goals		3-Point		F-Throws		Rebounds										Scoring	
SEASON	TEAM	GP-GS	MIN/AVG	FG-FGA	FG%	3FG-3FGA	3FG%	FT-FTA	FT%	OFF	DEF	TOT	AVG	PF-FO	A	TO	BLK	STL	PTS	AVG	
2021-22	UCF	30-13	709/23.6	64-195	.328	26-87	.299	39-53	.736	16	84	100	3.3	62-2	89	59	1	30	193	6.4	
2022-23	UCF	25-22	773/30.9	89-231	.385	28-104	.269	43-50	.860	17	59	76	3.0	65-4	106	61	2	55	249	10.0	
2023-24	UCF	33-32	1077/32.6	159-391	.407	71-180	.394	111-137	.810	17	93	110	3.3	99-6	123	92	3	73	500	15.2	
2024-25	UCF	8-8	288/36.0	39-89	.438	25-53	.472	26-34	.765	5	28	33	4.1	19-0	36	22	1	25	129	16.1	
TOTAL		96-75	2848/29.7	351-906	.387	150-424	.354	219-274	.799	55	264	319	3.3	245-12	354	234	7	183	1071	11.2	



# 4 Keyshawn HALL

Guard/Forward / Junior / 6-7 / 235

Cleveland, Ohio / Denver Prep / George Mason/UNLV

## SEASON STATS

PPG	RPG	APG	FG%	3PT%	FT%
15.5	7.0	2.4	40.2%	25%	76.6%

## HALL NOTEBOOK

- ✦ Earned a double-double in just his second game as a Knight, scoring 14 points and securing 12 rebounds in a win over Purdue Fort Wayne
- ✦ Named All-Atlantic 10 Second Team and NABC First Team All-District for his efforts at George Mason last season
- ✦ Scored 16.6 PPG and pulled in 8.1 RPG last season, starting in 28 games and playing in 29 for George Mason
- ✦ If you round up, Hall was one of just 14 players in the nation to average 17+ PPG, 8+ RPG and 1.5 APG last season
- ✦ Ranked fourth in the Atlantic 10 in scoring during league play, averaging 18.1 points per game
- ✦ Scored a career-high 36 points against Bridgewater (Va.) on Dec. 19, 2023
- ✦ Pulled in a career-best 15 rebounds against South Dakota State in the Jacksonville Classic on Nov. 20, 2023

## TOP PERFORMANCES

- ✦ **vs. LSU (11/24/24)**  
21 points, 10 rebounds, 2 assists
- ✦ **Florida Atlantic (11/12/24)**  
26 points, 7 rebounds, 9-14 FG
- ✦ **Purdue Fort Wayne (11/8/24)**  
14 points, 12 rebounds, 1 steal, 1 assist

## GAME-BY-GAME STATS

Opponent	Date	GS	MIN	Total		3-Pointers		Free throws		Rebounds				PF	A	TO	BLK	STL	PTS	AVG
				FG-FGA	PCT	3FG-3FGA	PCT	FT-FTA	PCT	OFF	DEF	TOT	AVG							
Texas A&M	11/04/2024	*	23:12	3-6	.500	0-1	.000	4-7	.571	1	2	3	3.0	5	2	2	0	10	10.0	
Purdue Fort Wayne	11/08/2024	*	32:47	3-12	.250	0-3	.000	8-9	.889	3	9	12	7.5	1	1	5	0	14	12.0	
Fla. Atlantic	11/12/2024	*	36:24	9-14	.643	2-3	.667	6-7	.857	1	6	7	7.3	2	3	5	1	26	16.7	
Tennessee Tech	11/19/2024	*	29:44	7-15	.467	1-3	.333	5-6	.833	2	7	9	7.8	2	5	3	0	20	17.5	
vs Wisconsin	11/22/2024	*	28:53	4-11	.364	0-2	.000	3-5	.600	1	4	5	7.2	3	1	2	0	11	16.2	
vs LSU	11/24/2024	*	42:44	7-21	.333	1-6	.167	6-8	.750	2	8	10	7.7	3	2	3	0	21	17.0	
Milwaukee	11/27/2024	*	31:12	2-11	.182	0-3	.000	3-4	.750	1	4	5	7.3	2	3	0	1	7	15.6	
California Baptist	12/01/2024	*	30:19	6-12	.500	2-3	.667	1-1	1.000	1	4	5	7.0	0	2	3	0	15	15.5	
Totals			8 255:15	41-102	.402	6-24	.250	36-47	.766	12	44	56	7.0	18	19	23	2	4	124	15.5

## Player Averages

Games Played	Minutes/game	Points/game	FG Pct	3FG Pct	FT Pct	Rebounds/game	Assists/game	Turnovers/game	Assist/Turnover ratio	Steals/game	Blocks/game
8	31.9	15.5	40.2	25.0	76.6	7.0	2.4	2.9	0.8	0.5	0.3

## CAREER HONORS

NABC First Team All-District

2023-24

All-Atlantic 10 Second Team

2023-24

Atlantic 10 Co-Player of the Week

Nov. 20, 2023

## COLLEGE PATH

2022-23	Freshman	UNLV
2023-24	Sophomore	George Mason
2024-25	Junior	UCF

## CAREER HIGHS

Points	36	Bridgewater (Va.) (12/19/23)
Rebounds	15	vs. South Dakota St. (11/20/23)
Assists	5	Tennessee Tech (11/19/24)
Steals	2	3x, last at UMass (2/3/24)
Blocks	2	George Washington (2/13/24)
FGs Made	15	Bridgewater (Va.) (12/19/23)
FGs Att.	21	vs. LSU (11/24/24)
3-Pt. FGs Made	3	4x, last vs. George Washington (2/13/24)
3-Pt. FGs Att.	9	at Saint Joseph's (1/31/24)
FTs Made	10	2x, last at Davidson (2/10/24)
FTs Att.	11	2x, last at Davidson (2/10/24)

## 2024-25 GAME HIGHS

Points	26	Florida Atlantic (11/12/24)
Rebounds	12	Purdue Fort Wayne (11/8/24)
Assists	5	Tennessee Tech (11/19/24)
Steals	1	4x, last vs. Milwaukee (11/27/24)
Blocks	1	2x, last vs. Milwaukee (11/27/24)
FGs Made	9	Florida Atlantic (11/12/24)
FGs Att.	21	vs. LSU (11/24/24)
3-Pt. FGs Made	2	2x, last vs. California Baptist (12/1/24)
3-Pt. FGs Att.	6	vs. LSU (11/24/24)
FTs Made	8	Purdue Fort Wayne (11/8/24)
FTs Att.	9	Purdue Fort Wayne (11/8/24)

## DID YOU KNOW?

**Major:** Communication (business professional track)  
**Favorite pro athletes:** James Harden, Carmelo Anthony  
**Favorite pro team:** Cleveland Cavaliers  
**Pre-game ritual:** Listen to Rod Wave and Adele  
**Favorite movies:** Avengers Endgame, TAG  
**Favorite TV show:** Power  
**Favorite music artists:** Rod Wave, Drake, Adele  
**Favorite food:** Mac & Cheese  
**Second favorite sport:** Football  
**Favorite off-day activity:** Gaming, amusement parks  
**Hidden talent:** Lost 60 pounds in four months one time

## MISCELLANEOUS

	2024-25	Career
10+ Points	7	33
20+ Points	3	13
30+ Points	-	1
5+ Rebounds	7	32
10+ Rebounds	2	12
3+ Three Pointers	-	4
5+ Assists	1	1
3+ Steals	-	-
3+ Blocks	-	-
Double-Doubles	2	11

## CAREER STATS

				Field Goals		3-Point		F-Throws		Rebounds										Scoring	
SEASON	TEAM	GP-GS	MIN/AVG	FG-FGA	FG%	3FG-3FGA	3FG%	FT-FTA	FT%	OFF	DEF	TOT	AVG	PF-FO	A	TO	BLK	STL	PTS	AVG	
2022-23	UNLV	18-0	193/10.7	35-73	.479	10-20	.500	17-25	.680	6	23	29	1.6	34-1	8	20	4	4	97	5.4	
2023-24	GMU	29-28	888/30.6	163-344	.474	41-115	.357	114-135	.844	32	202	234	8.1	61-0	42	68	9	12	481	16.6	
2024-25	UCF	8-8	255/31.9	41-102	.402	6-24	.250	36-47	.766	12	44	56	7.0	18-1	19	23	2	4	124	15.5	
TOTAL FOR UCF		8-8	255/31.9	41-102	.402	6-24	.250	36-47	.766	12	44	56	7.0	18-1	19	23	2	4	124	15.5	
TOTAL		55-36	1337/24.3	239-519	.461	57-159	.358	167-207	.807	50	269	319	5.8	113-2	69	111	15	20	702	12.8	





# 5 Benny WILLIAMS

Forward / Senior / 6-10 / 217  
Bowie, Md. / IMG Academy / Syracuse

## SEASON STATS

PPG	RPG	APG	FG%	3PT%	FT%
6.8	4.1	0.8	48.9%	25%	66.7%

## WILLIAMS NOTEBOOK

- Registered 5.4 points per game last season with Syracuse, shooting an even 40% from the floor
- Was an efficient 44.7% from the field and 39.6% from the three-point arc in 2022-23
- Swatted aside a career-best 16 blocks last season
- Tallied a career-high 24 points at Pittsburgh on Feb. 25, 2023
- Snatched a career-best five steals against Wake Forest on Mar. 8, 2023
- Was rated a five-star recruit out of high school by Rivals.com, ranking 15th overall in the Class of 2021

## TOP PERFORMANCES

- Florida Atlantic (11/12/24)  
17 points, 8 rebounds, 7-11 FG

## GAME-BY-GAME STATS

Opponent	Date	GS	MIN	Total		3-Pointers		Free throws		Rebounds				PF	A	TO	BLK	STL	PTS	AVG
				FG-FGA	PCT	3FG-3FGA	PCT	FT-FTA	PCT	OFF	DEF	TOT	AVG							
Texas A&M	11/04/2024		15:20	1-2	.500	0-0	.000	0-0	.000	0	3	3	3.0	2	0	2	1	1	2	2.0
Purdue Fort Wayne	11/08/2024		14:35	4-6	.667	0-0	.000	0-1	.000	2	4	6	4.5	0	0	1	1	0	8	5.0
Fla. Atlantic	11/12/2024		21:45	7-11	.636	1-1	1.000	2-2	1.000	2	6	8	5.7	4	0	2	1	0	17	9.0
Tennessee Tech	11/19/2024		21:55	2-7	.286	0-1	.000	0-0	.000	2	3	5	5.5	3	1	0	0	0	4	7.8
vs Wisconsin	11/22/2024		16:59	2-5	.400	0-1	.000	2-5	.400	2	0	2	4.8	3	0	1	2	0	6	7.4
vs LSU	11/24/2024		28:14	3-6	.500	0-1	.000	0-0	.000	1	3	4	4.7	0	1	1	2	2	6	7.2
Milwaukee	11/27/2024		19:31	2-4	.500	0-1	.000	0-0	.000	1	2	3	4.4	1	4	0	0	0	4	6.7
California Baptist	12/01/2024		12:54	1-4	.250	1-3	.333	4-4	1.000	1	1	2	4.1	0	0	1	1	0	7	6.8
<b>Totals</b>		<b>0</b>	<b>151:14</b>	<b>22-45</b>	<b>.489</b>	<b>2-8</b>	<b>.250</b>	<b>8-12</b>	<b>.667</b>	<b>11</b>	<b>22</b>	<b>33</b>	<b>4.1</b>	<b>13</b>	<b>6</b>	<b>8</b>	<b>8</b>	<b>3</b>	<b>54</b>	<b>6.8</b>

## Player Averages

Games Played	Minutes/game	Points/game	FG Pct	3FG Pct	FT Pct	Rebounds/game	Assists/game	Turnovers/game	Assist/Turnover ratio	Steals/game	Blocks/game
8	18.9	6.8	48.9	25.0	66.7	4.1	0.8	1.0	0.8	0.4	1.0

## COLLEGE PATH

2021-22	Freshman	Syracuse
2022-23	Sophomore	Syracuse
2023-24	Junior	Syracuse
2024-25	Senior	UCF

## CAREER HIGHS

Points	24	at Pittsburgh (2/25/23)
Rebounds	11	2x, last vs. Wake Forest (3/8/23)
Assists	6	Oakland (12/6/22)
Steals	5	vs. Wake Forest (3/8/23)
Blocks	3	Boston College (12/31/22)
FGs Made	8	at Pittsburgh (2/25/23)
FGs Att.	15	at Pittsburgh (2/25/23)
3-Pt. FGs Made	5	at Pittsburgh (2/25/23)
3-Pt. FGs Att.	6	at Pittsburgh (2/25/23)
FTs Made	4	4x, last vs. California Baptist (12/1/24)
FTs Att.	8	at Virginia (12/2/23)

## 2024-25 GAME HIGHS

Points	17	Florida Atlantic (11/12/24)
Rebounds	8	Florida Atlantic (11/12/24)
Assists	4	Milwaukee (11/27/24)
Steals	2	vs. LSU (11/24/24)
Blocks	2	2x, last vs. LSU (11/24/24)
FGs Made	7	Florida Atlantic (11/12/24)
FGs Att.	11	Florida Atlantic (11/12/24)
3-Pt. FGs Made	1	2x, last vs. California Baptist (12/1/24)
3-Pt. FGs Att.	3	California Baptist (12/1/24)
FTs Made	4	California Baptist (12/1/24)
FTs Att.	5	vs. LSU (11/24/24)

## DID YOU KNOW?

Major: Sociology  
 Favorite pro athlete: Paul George  
 Favorite pro team: Boston Celtics  
 Pre-game ritual: Listen to music, meditate  
 Favorite movie: Scarface  
 Favorite TV show: Stranger Things  
 Favorite music artist: Lil Yachty  
 Favorite food: Chicken  
 Second favorite sport: Football  
 Favorite off-day activity: Shopping  
 Fun fact: Into fashion  
 Hidden talent: Sketching

## MISCELLANEOUS

	2024-25	Career
10+ Points	1	14
20+ Points	-	1
30+ Points	-	-
5+ Rebounds	3	23
10+ Rebounds	-	3
3+ Three Pointers	-	2
5+ Assists	-	1
3+ Steals	-	4
3+ Blocks	-	1
Double-Doubles	-	3

## CAREER STATS

SEASON	TEAM	GP-GS	MIN/AVG	Field Goals		3-Point		F-Throws		Rebounds				Scoring						
				FG-FGA	FG%	3FG-3FGA	3FG%	FT-FTA	FT%	OFF	DEF	TOT	AVG	PF-FO	A	TO	BLK	STL	PTS	AVG
2021-22	SU	29-0	313/10.8	21-62	.339	1-11	.091	13-21	.619	12	30	42	1.4	24-0	6	17	7	12	56	1.9
2022-23	SU	30-24	669/22.3	85-190	.447	19-48	.396	26-40	.650	37	86	123	4.1	34-1	25	29	9	23	215	7.2
2023-24	SU	18-0	307/17.1	38-95	.400	7-34	.206	14-26	.538	16	55	71	3.9	34-0	22	21	16	17	97	5.4
2024-25	UCF	8-0	151/18.9	22-45	.489	2-8	.250	8-12	.667	11	22	33	4.1	13-0	6	8	8	3	54	6.8
<b>TOTAL FOR UCF</b>		<b>8-0</b>	<b>151/18.9</b>	<b>22-45</b>	<b>.489</b>	<b>2-8</b>	<b>.250</b>	<b>8-12</b>	<b>.667</b>	<b>11</b>	<b>22</b>	<b>33</b>	<b>4.1</b>	<b>13-0</b>	<b>6</b>	<b>8</b>	<b>8</b>	<b>3</b>	<b>54</b>	<b>6.8</b>
<b>TOTAL</b>		<b>85-24</b>	<b>1441/16.9</b>	<b>166-392</b>	<b>.423</b>	<b>29-101</b>	<b>.287</b>	<b>61-99</b>	<b>.616</b>	<b>76</b>	<b>193</b>	<b>269</b>	<b>3.2</b>	<b>105-1</b>	<b>59</b>	<b>75</b>	<b>40</b>	<b>55</b>	<b>422</b>	<b>5.0</b>





# 6 DALLAN 'DEEBO' COLEMAN

Guard / Senior / 6-6 / 220

Memphis, Tenn. / West Nassau (Callahan, Fla.) / Georgia Tech

## SEASON STATS

PPG	RPG	APG	FG%	3PT%	FT%
5.1	3.5	0.6	33.3%	21.7%	61.5%

## COLEMAN NOTEBOOK

- ◆ Averaged 5.9 points, second-best among Georgia Tech reserves last season, in 18.7 minutes per game
- ◆ Averaged 16 points per game in Georgia Tech's first three games of 2023-24 (15-24 FG, 9-16 3pt FG)
- ◆ Only committed four turnovers in 16 ACC games played last season, only had 10 on the entire campaign
- ◆ His career-best mark of 24 points came against UMass Lowell on Nov. 14, 2023
- ◆ Scoring efficiency improved from his first two seasons (.318 points per minute in 2023-24, .287 combined his first two seasons)

## TOP PERFORMANCES

- ◆ **Tennessee Tech (11/19/24)**  
14 points, 5 rebounds, 6-for-9 FG, 2-for-4 3PT FG

## GAME-BY-GAME STATS

Opponent	Date	GS	MIN	Total		3-Pointers		Free throws		Rebounds				PF	A	TO	BLK	STL	PTS	AVG
				FG-FGA	PCT	3FG-3FGA	PCT	FT-FTA	PCT	OFF	DEF	TOT	AVG							
Texas A&M	11/04/2024	*	25:42	0-5	.000	0-3	.000	0-0	.000	0	1	1	1.0	1	2	0	0	2	0	0.0
Purdue Fort Wayne	11/08/2024	*	19:48	1-4	.250	1-3	.333	0-2	.000	1	3	4	2.5	2	0	1	0	1	3	1.5
Fla. Atlantic	11/12/2024	*	20:45	0-2	.000	0-2	.000	3-4	.750	1	4	5	3.3	2	1	0	0	0	3	2.0
Tennessee Tech	11/19/2024	*	23:28	6-9	.667	2-4	.500	0-1	.000	4	1	5	3.8	2	1	0	0	0	14	5.0
vs Wisconsin	11/22/2024	*	16:10	0-4	.000	0-3	.000	2-2	1.000	1	4	5	4.0	1	0	1	0	0	2	4.4
vs LSU	11/24/2024	*	41:16	3-8	.375	0-3	.000	0-0	.000	2	2	4	4.0	3	1	1	1	5	6	4.7
Milwaukee	11/27/2024	*	13:56	3-7	.429	1-3	.333	0-0	.000	1	0	1	3.6	1	0	0	0	0	7	5.0
California Baptist	12/01/2024	*	17:29	1-3	.333	1-2	.500	3-4	.750	2	1	3	3.5	1	0	0	0	1	6	5.1
<b>Totals</b>		<b>8</b>	<b>178:34</b>	<b>14-42</b>	<b>.333</b>	<b>5-23</b>	<b>.217</b>	<b>8-13</b>	<b>.615</b>	<b>12</b>	<b>16</b>	<b>28</b>	<b>3.5</b>	<b>13</b>	<b>5</b>	<b>3</b>	<b>1</b>	<b>9</b>	<b>41</b>	<b>5.1</b>

## Player Averages

Games Played	Minutes/game	Points/game	FG Pct	3FG Pct	FT Pct	Rebounds/game	Assists/game	Turnovers/game	Assist/Turnover ratio	Steals/game	Blocks/game
8	22.3	5.1	33.3	21.7	61.5	3.5	0.6	0.4	1.7	1.1	0.1

## COLLEGE PATH

2021-22	Freshman	Georgia Tech
2022-23	Sophomore	Georgia Tech
2023-24	Junior	Georgia Tech
2024-25	Senior	UCF

## CAREER HIGHS

Points	24	UMass Lowell (11/14/23)
Rebounds	9	Pittsburgh (3/8/23)
Assists	8	at Syracuse (2/28/23)
Steals	5	vs. LSU (11/24/24)
Blocks	2	2x, last vs. Louisville (2/25/23)
FGs Made	7	UMass Lowell (11/14/23)
FGs Att.	14	2x, last vs. Pittsburgh (3/8/23)
3-Pt. FGs Made	5	3x, last vs. UMass Lowell (11/14/23)
3-Pt. FGs Att.	12	at Syracuse (2/28/23)
FTs Made	9	at Georgia State (11/12/22)
FTs Att.	13	at Georgia State (11/12/22)

## 2024-25 GAME HIGHS

Points	14	Tennessee Tech (11/19/24)
Rebounds	5	3x, last vs. Wisconsin (11/22/24)
Assists	2	Texas A&M (11/4/24)
Steals	5	vs. LSU (11/24/24)
Blocks	1	vs. LSU (11/24/24)
FGs Made	6	Tennessee Tech (11/19/24)
FGs Att.	9	Tennessee Tech (11/19/24)
3-Pt. FGs Made	2	Tennessee Tech (11/19/24)
3-Pt. FGs Att.	4	Tennessee Tech (11/19/24)
FTs Made	3	2x, last vs. California Baptist (12/1/24)
FTs Att.	4	2x, last vs. California Baptist (12/1/24)

## DID YOU KNOW?

- Major: Business
- Favorite pro athlete: LeBron James
- Favorite pro teams: Memphis Grizzlies and New England Patriots
- Pre-game ritual: Listen to music
- Favorite movie: Friday
- Favorite TV show: Power Ghost
- Favorite music artists: Young Thug, Moneybagg Yo, Lil Baby, Young Jeezy, Gunna, Rod Wave
- Favorite foods: Hibachi and soul food
- Second favorite sport: Football
- Favorite off-day activity: Fishing
- Fun fact: Professional bowler and fisherman
- Hidden talent: Can cook

## MISCELLANEOUS

	2024-25	Career
10+ Points	1	25
20+ Points	-	2
30+ Points	-	-
5+ Rebounds	3	13
10+ Rebounds	-	-
3+ Three Pointers	-	17
5+ Assists	-	2
3+ Steals	1	8
3+ Blocks	-	-
Double-Doubles	-	-

## CAREER STATS

SEASON	TEAM	GP-GS	MIN/AVG	Field Goals		3-Point		F-Throws		Rebounds				Scoring						
				FG-FGA	FG%	3FG-3FGA	3FG%	FT-FTA	FT%	OFF	DEF	TOT	AVG	PF-FO	A	TO	BLK	STL	PTS	AVG
2021-22	GaTech	31-5	734/23.7	63-161	.391	43-104	.413	23-32	.719	12	46	58	1.9	70-1	19	21	3	28	192	6.2
2022-23	GaTech	33-31	1031/31.3	103-274	.376	57-175	.326	51-74	.689	14	83	97	2.9	73-0	44	39	10	26	314	9.5
2023-24	GaTech	28-0	522/18.7	58-144	.403	32-94	.340	18-30	.600	22	46	68	2.4	43-0	18	10	6	14	166	5.9
2024-25	UCF	8-8	179/22.3	14-42	.333	5-23	.217	8-13	.615	12	16	28	3.5	13-0	5	3	1	9	41	5.1
<b>TOTAL FOR UCF</b>		<b>8-8</b>	<b>179/22.3</b>	<b>14-42</b>	<b>.333</b>	<b>5-23</b>	<b>.217</b>	<b>8-13</b>	<b>.615</b>	<b>12</b>	<b>16</b>	<b>28</b>	<b>3.5</b>	<b>13-0</b>	<b>5</b>	<b>3</b>	<b>1</b>	<b>9</b>	<b>41</b>	<b>5.1</b>
<b>TOTAL</b>		<b>100-44</b>	<b>2467/24.7</b>	<b>238-621</b>	<b>.383</b>	<b>137-396</b>	<b>.346</b>	<b>100-149</b>	<b>.671</b>	<b>60</b>	<b>191</b>	<b>251</b>	<b>2.5</b>	<b>199-1</b>	<b>86</b>	<b>73</b>	<b>20</b>	<b>77</b>	<b>713</b>	<b>7.1</b>





# 7 Dior JOHNSON

Guard / Redshirt Sophomore / 6-3 / 182  
Kingston, N.Y. / Southern California Academy / Clarendon College/Pitt

## SEASON STATS

PPG	RPG	APG	FG%	3PT%	FT%
3.0	1.3	1.0	44.4%	33.3%	87.5%

## JOHNSON NOTEBOOK

- ♦ Played in 21 games at Clarendon College, earning a start in 20 of them while averaging 29.7 points, 5.4 rebounds and 5.9 assists per game
- ♦ Shot 52.1% from the field and 41.7% from beyond the three point arc and sunk 85.6% of his free throws
- ♦ Scored a season-high 58 points on the road at Howard (Texas) on Feb. 15, 2024 in a 104-100 victory; was 19-for-34 from the field, 5-of-6 from long range and 15-of-16 from the charity stripe
- ♦ Had a second 50+ point performance on the season, scoring 53 in the penultimate game of the campaign vs. New Mexico Junior College on March 15, 2024
- ♦ Scored 40 or more points in six games, and sunk 30 or more points in 10 contests
- ♦ Had seven games in which he made multiple three-pointers, included a season high five at Howard (Texas)
- ♦ Did not see game action at Pitt, earning a redshirt

## TOP PERFORMANCES

- ♦ vs. #19 Wisconsin (11/22/24)  
11 points on 3-of-4 FG, including 5-of-6 FT, 4 assists, 2 steals

## GAME-BY-GAME STATS

Opponent	Date	GS	MIN	Total		3-Pointers		Free throws		Rebounds											
				FG-FGA	PCT	3FG-3FGA	PCT	FT-FTA	PCT	OFF	DEF	TOT	AVG	PF	A	TO	BLK	STL	PTS	AVG	
Texas A&M	11/04/2024		04:56	0-2	.000	0-1	.000	0-0	.000	0	0	0	0.0	0	0	0	0	0	0	0.0	
Purdue Fort Wayne	11/08/2024		02:17	0-0	.000	0-0	.000	0-0	.000	0	0	0	0.0	0	0	0	0	0	0	0.0	
Fla. Atlantic	11/12/2024		08:42	0-1	.000	0-0	.000	0-0	.000	0	1	1	0.3	1	1	1	0	0	0	0.0	
Tennessee Tech	11/19/2024		04:16	0-3	.000	0-0	.000	0-0	.000	3	1	4	1.3	0	1	1	0	0	0	0.0	
vs Wisconsin	11/22/2024		12:32	3-4	.750	0-0	.000	5-6	.833	0	1	1	1.2	0	4	1	0	2	11	2.2	
vs LSU	11/24/2024		08:18	1-2	.500	0-1	.000	2-2	1.000	0	0	0	1.0	0	0	0	0	0	4	2.5	
Milwaukee	11/27/2024		16:46	4-6	.667	1-1	1.000	0-0	.000	0	2	2	1.1	1	2	0	0	1	9	3.4	
California Baptist	12/01/2024		06:48	0-0	.000	0-0	.000	0-0	.000	0	2	2	1.3	2	0	0	0	0	0	3.0	
Totals		0	64:36	8-18	.444	1-3	.333	7-8	.875	3	7	10	1.3	4	8	5	0	3	24	3.0	

## Player Averages

Games Played	Minutes/game	Points/game	FG Pct	3FG Pct	FT Pct	Rebounds/game	Assists/game	Turnovers/game	Assist/Turnover ratio	Steals/game	Blocks/game
8	8.1	3.0	44.4	33.3	87.5	1.3	1.0	0.6	1.6	0.4	0.0

## COLLEGE PATH

2022-23	Freshman	Pitt
2023-24	R-Freshman	Clarendon College
2024-25	R-Sophomore	UCF

## CAREER HIGHS

Points	11	vs. Wisconsin (11/22/24)
Rebounds	4	Tennessee Tech (11/19/24)
Assists	4	vs. Wisconsin (11/22/24)
Steals	2	vs. Wisconsin (11/22/24)
Blocks	-	-
FGs Made	4	Milwaukee (11/27/24)
FGs Att.	6	Milwaukee (11/27/24)
3-Pt. FGs Made	1	Milwaukee (11/27/24)
3-Pt. FGs Att.	1	3x, last vs. Milwaukee (11/27/24)
FTs Made	5	vs. Wisconsin (11/22/24)
FTs Att.	6	vs. Wisconsin (11/22/24)

## 2024-25 GAME HIGHS

Points	11	vs. Wisconsin (11/22/24)
Rebounds	4	Tennessee Tech (11/19/24)
Assists	4	vs. Wisconsin (11/22/24)
Steals	2	vs. Wisconsin (11/22/24)
Blocks	-	-
FGs Made	4	Milwaukee (11/27/24)
FGs Att.	6	Milwaukee (11/27/24)
3-Pt. FGs Made	1	Milwaukee (11/27/24)
3-Pt. FGs Att.	1	3x, last vs. Milwaukee (11/27/24)
FTs Made	5	vs. Wisconsin (11/22/24)
FTs Att.	6	vs. Wisconsin (11/22/24)

## DID YOU KNOW?

**Major:** Business  
**Favorite pro athletes:** Kobe Bryant, Allen Iverson  
**Pre-game ritual:** Pray, listen to music, focus in  
**Favorite TV show:** Everybody Hates Chris  
**Favorite music artist:** The Express (the football movie)  
**Favorite food:** Soul food  
**Second favorite sport:** Football, used to play until 10th grade  
**Favorite off-day activity:** Just chilling  
**Fun fact:** Likes to go to the arcade and play pop-a-shot  
**Hidden talent:** Can do magic

## MISCELLANEOUS

	2024-25	Career
10+ Points	1	1
20+ Points	-	-
30+ Points	-	-
5+ Rebounds	-	-
10+ Rebounds	-	-
3+ Three Pointers	-	-
5+ Assists	-	-
3+ Steals	-	-
3+ Blocks	-	-
Double-Doubles	-	-

## CAREER STATS

				Field Goals		3-Point		F-Throws		Rebounds				Scoring						
SEASON	TEAM	GP-GS	MIN/AVG	FG-FGA	FG%	3FG-3FGA	3FG%	FT-FTA	FT%	OFF	DEF	TOT	AVG	PF-FO	A	TO	BLK	STL	PTS	AVG
2024-25	UCF	8-0	65/8.1	8-18	.444	1-3	.333	7-8	.875	3	7	10	1.3	4-0	8	5	0	3	24	3.0
<b>TOTAL</b>		<b>8-0</b>	<b>65/8.1</b>	<b>8-18</b>	<b>.444</b>	<b>1-3</b>	<b>.333</b>	<b>7-8</b>	<b>.875</b>	<b>3</b>	<b>7</b>	<b>10</b>	<b>1.3</b>	<b>4-0</b>	<b>8</b>	<b>5</b>	<b>0</b>	<b>3</b>	<b>24</b>	<b>3.0</b>



8

Elijah  
HULSEWE

Guard / Junior / 7-0 / 270  
Orlando, Fla. / Windermere Prep / Bethune-Cookman

SEASON STATS

PPG	RPG	APG	FG%	3PT%	FT%
-	-	-	-	-	-

HULSEWE NOTEBOOK

- ♦ Scored a season and career high 13 points on two occasions while with Bethune-Cookman last season, once against Trinity (FL) and then again against Longwood
- ♦ Attended Windermere Prep for high school and then attended Hargrave Military Academy following graduation

TOP PERFORMANCES

GAME-BY-GAME STATS

COLLEGE PATH

2022-23	Freshman	Bethune-Cookman
2023-24	Sophomore	Bethune-Cookman
2024-25	Junior	UCF

CAREER HIGHS

Points	13	2x, last at Longwood (11/26/23)
Rebounds	13	at Purdue Fort Wayne (12/16/23)
Assists	3	at Purdue Fort Wayne (12/16/23)
Steals	2	Alabama A&M (2/24/24)
Blocks	3	Trinity (FL) (11/10/23)
FGs Made	6	Trinity (FL) (11/10/23)
FGs Att.	10	3x, last vs. Alabama A&M (2/24/24)
3-Pt. FGs Made	-	-
3-Pt. FGs Att.	-	-
FTs Made	5	Southern U. (1/15/24)
FTs Att.	6	Southern U. (1/15/24)

2024-25 GAME HIGHS

Points	-	-
Rebounds	-	-
Assists	-	-
Steals	-	-
Blocks	-	-
FGs Made	-	-
FGs Att.	-	-
3-Pt. FGs Made	-	-
3-Pt. FGs Att.	-	-
FTs Made	-	-
FTs Att.	-	-

DID YOU KNOW?

Major: Business Communications  
Favorite pro athlete: Nikola Jokić  
Favorite professional team: Orlando City SC  
Pre-game ritual: Jump rope, listen to music  
Favorite movie: The Matrix  
Favorite TV show: Family Guy  
Favorite music artist: Hans Ziller  
Favorite food: Chicken cesar salad with homemade cesar dressing  
Second favorite sport: Soccer  
Favorite off-day activity: LEGOs  
Fun fact: Speaks Portugese and is half Brazilian  
Hidden talent: Juggling

MISCELLANEOUS

	2024-25	Career
10+ Points	-	5
20+ Points	-	-
30+ Points	-	-
5+ Rebounds	-	13
10+ Rebounds	-	2
3+ Three Pointers	-	-
5+ Assists	-	-
3+ Steals	-	-
3+ Blocks	-	1
Double-Doubles	-	1

CAREER STATS

SEASON	TEAM	GP-GS	MIN/AVG	Field Goals		3-Point		F-Throws		Rebounds				Scoring					
				FG-FGA	FG%	3FG-3FGA	3FG%	FT-FTA	FT%	OFF	DEF	TOT	AVG	PF-FO	A	TO	BLK	STL	PTS AVG
2022-23	BCU	15-4	177/11.8	24-45	.533	0-0	.000	12-23	.522	14	27	41	2.7	30-0	4	19	8	1	60 4.0
2023-24	BCU	30-13	397/13.2	50-96	.521	0-0	.000	32-46	.696	40	79	119	4.0	72-3	20	33	14	9	132 4.4
TOTAL FOR UCF		0-0	0/0.0	0-0	.000	0-0	.000	0-0	.000	0	0	0	0.0	0-0	0	0	0	0	0 0.0
TOTAL		45-17	574/12.8	74-141	.525	0-0	.000	44-69	.638	54	106	160	3.6	102-3	24	52	22	10	192 4.3





# 11 Cameron SIMPSON

Guard / Freshman / 6-7 / 180  
Orlando, Fla. / Oak Ridge

## SEASON STATS

PPG	RPG	APG	FG%	3PT%	FT%
-	-	-	-	-	-

## SIMPSON NOTEBOOK

- ♦ Scored north of a dozen points per game in each season of his high school career
- ♦ Tallied 13.1 points and 2.8 rebounds per game in his senior season with Oak Ridge
- ♦ Scored 12.8 points with 3.2 rebounds per game in his junior season with Oak Ridge while shooting 49% from the three-point line
- ♦ Averaged 12.8 points, 4.2 rebounds and 1.5 steals per game in his sophomore season at Central Florida Christian Academy in Ocoee
- ♦ Posted 16.9 points per game in his freshman campaign at East River in Orlando

## TOP PERFORMANCES

## GAME-BY-GAME STATS

## COLLEGE PATH

2024-25 Freshman UCF

## CAREER HIGHS

Points	-
Rebounds	-
Assists	-
Steals	-
Blocks	-
FGs Made	-
FGs Att.	-
3-Pt. FGs Made	-
3-Pt. FGs Att.	-
FTs Made	-
FTs Att.	-

## 2024-25 GAME HIGHS

Points	-
Rebounds	-
Assists	-
Steals	-
Blocks	-
FGs Made	-
FGs Att.	-
3-Pt. FGs Made	-
3-Pt. FGs Att.	-
FTs Made	-
FTs Att.	-

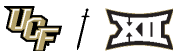
## DID YOU KNOW?

**Major:** Business  
**Favorite pro athlete:** LeBron James  
**Favorite professional team:** Orlando Magic  
**Pre-game ritual:** Listen to music  
**Favorite movie:** Let it Shine  
**Favorite TV show:** All-American  
**Favorite music artist:** Lil Baby  
**Favorite food:** Sweet potato casserole  
**Second favorite sport:** Football  
**Favorite off-day activity:** Bowling  
**Fun fact:** Played football before basketball  
**Hidden talent:** Bowling

## MISCELLANEOUS

	2024-25	Career
10+ Points	-	-
20+ Points	-	-
30+ Points	-	-
5+ Rebounds	-	-
10+ Rebounds	-	-
3+ Three Pointers	-	-
5+ Assists	-	-
3+ Steals	-	-
3+ Blocks	-	-
Double-Doubles	-	-





15

Tyler  
HENDRICKS

Guard / Redshirt Sophomore / 6-6 / 190  
Fort Lauderdale, Fla. / Calvary Christian Academy

SEASON STATS

PPG	RPG	APG	FG%	3PT%	FT%
2.0	1.3	0.3	100%	-	50%

HENDRICKS NOTEBOOK

- ◆ Made an appearance in UCF's first round NIT contest vs. South Florida on March 19
- ◆ Played in four regular season Big 12 Conference games, as well as seeing action in UCF's Big 12 Conference Championship first round game against Oklahoma State (Mar. 12), hitting a turnaround jumpshot
- ◆ Did not see game action during the 2022-23 season, earning a redshirt
- ◆ His twin, Taylor, became UCF's first lottery and first round NBA Draft pick in 2023

TOP PERFORMANCES

GAME-BY-GAME STATS

Opponent	Date	GS	MIN	Total		3-Pointers		Free throws		Rebounds				PF				PTS		AVG
				FG-FGA	PCT	3FG-3FGA	PCT	FT-FTA	PCT	OFF	DEF	TOT	AVG	A	TO	BLK	STL	PTS		
vs Wisconsin	11/22/2024		03:40	0-0	.000	0-0	.000	0-0	.000	0	1	1	1.0	1	0	0	0	0	0.0	
vs LSU	11/24/2024		06:54	0-0	.000	0-0	.000	0-0	.000	1	1	2	1.5	0	1	0	1	0	0.0	
Milwaukee	11/27/2024		11:33	2-2	1.000	0-0	.000	2-3	.667	0	2	2	1.7	0	0	1	0	6	2.0	
California Baptist	12/01/2024		03:51	1-1	1.000	0-0	.000	0-1	.000	0	0	0	1.3	0	0	0	0	2	2.0	
Totals		0	25:58	3-3	1.000	0-0	.000	2-4	.500	1	4	5	1.3	1	1	1	0	8	2.0	

Player Averages

Games Played	Minutes/ game	Points/ game	FG Pct	3FG Pct	FT Pct	Rebounds/ game	Assists/ game	Turnovers/ game	Assist/Turnover ratio	Steals/ game	Blocks/ game
4	6.5	2.0	100.0	0.0	50.0	1.3	0.3	0.3	1.0	0.0	0.3

COLLEGE PATH

2022-23	Freshman	UCF
2023-24	R-Freshman	UCF
2024-25	R-Sophomore	UCF

CAREER HIGHS

Points	7	FIU (11/6/23)
Rebounds	4	2x, last at Cincinnati (1/27/24)
Assists	1	3x, last vs. LSU (11/24/24)
Steals	1	2x, last vs. Jacksonville (12/6/23)
Blocks	1	vs. LSU (11/24/24)
FGs Made	3	FIU (11/6/23)
FGs Att.	4	3x, last vs. Lipscomb (12/2/23)
3-Pt. FGs Made	2	Jacksonville (12/6/23)
3-Pt. FGs Att.	3	Jacksonville (12/6/23)
FTs Made	3	at Houston (1/20/24)
FTs Att.	3	2x, last vs. Milwaukee (11/27/24)

2024-25 GAME HIGHS

Points	6	Milwaukee (11/27/24)
Rebounds	2	2x, last vs. Milwaukee (11/27/24)
Assists	1	vs. LSU (11/24/24)
Steals	-	-
Blocks	1	vs. LSU (11/24/24)
FGs Made	2	Milwaukee (11/27/24)
FGs Att.	2	Milwaukee (11/27/24)
3-Pt. FGs Made	-	-
3-Pt. FGs Att.	-	-
FTs Made	2	Milwaukee (11/27/24)
FTs Att.	3	Milwaukee (11/27/24)

DID YOU KNOW?

- Major: Business  
Favorite pro athlete: Russell Westbrook  
Favorite professional team: Utah Jazz  
Pre-game ritual: Pray  
Favorite movie: Transformers  
Favorite TV show: Breaking Bad  
Favorite music artist: Drake  
Favorite food: Pizza  
Second favorite sport: Football  
Favorite off-day activity: Watching Netflix  
Fun fact: Played football before basketball  
Hidden talent: Plays the piano

MISCELLANEOUS

	2024-25	Career
10+ Points	-	-
20+ Points	-	-
30+ Points	-	-
5+ Rebounds	-	-
10+ Rebounds	-	-
3+ Three Pointers	-	-
5+ Assists	-	-
3+ Steals	-	-
3+ Blocks	-	-
Double-Doubles	-	-

CAREER STATS

				Field Goals		3-Point		F-Throws		Rebounds										Scoring	
SEASON	TEAM	GP-GS	MIN/AVG	FG-FGA	FG%	3FG-3FGA	3FG%	FT-FTA	FT%	OFF	DEF	TOT	AVG	PF-FO	A	TO	BLK	STL	PTS	AVG	
2023-24	UCF	14-0	106/7.6	12-26	.462	5-14	.357	7-8	.875	5	11	16	1.1	17-0	2	7	0	2	36	2.6	
2024-25	UCF	4-0	26/6.5	3-3	1.000	0-0	.000	2-4	.500	1	4	5	1.3	1-0	1	1	1	0	8	2.0	
TOTAL		18-0	132/7.4	15-29	.517	5-14	.357	9-12	.750	6	15	21	1.2	18-0	3	8	1	2	44	2.4	



# 20 Poohpha WARAKULNUKROH

Guard / Redshirt Junior / 5-11 / 177  
Bangkok, Thailand / Montverde Academy

## SEASON STATS

PPG	RPG	APG	FG%	3PT%	FT%
0.0	0.0	0.0	-	-	0%

## WARAKULNUKROH NOTEBOOK

- ♦ Earned first career steal in 2024-25 debut against California Baptist
- ♦ Made an appearance in UCF's NIT contest at Florida on March 15, 2023
- ♦ Made his collegiate debut against Western Illinois (11/14), scoring four points, hitting a three-pointer and a free throw
- ♦ Served as a student manager for the men's basketball program during the 2021-22 season. Earned a redshirt in the process.
- ♦ Played at Montverde Academy in Montverde, Florida and was the team MVP and leading scorer on the Varsity/Post Grad Team as a senior; joined the varsity team his junior after moving from Thailand
- ♦ 3x3 National Tournament Champion in Thailand for U-16 as a sophomore
- ♦ Also played tennis, ranking top 10 in Thailand

## TOP PERFORMANCES

## GAME-BY-GAME STATS

Opponent	Date	GS	MIN	Total		3-Pointers		Free throws		Rebounds				PF	A	TO	BLK	STL	PTS	AVG
				FG-FGA	PCT	3FG-3FGA	PCT	FT-FTA	PCT	OFF	DEF	TOT	AVG							
California Baptist	12/01/2024		00:48	0-0	.000	0-0	.000	0-2	.000	0	0	0	0.0	0	0	0	0	1	0	0.0
<b>Totals</b>		<b>0</b>	<b>00:48</b>	<b>0-0</b>	<b>.000</b>	<b>0-0</b>	<b>.000</b>	<b>0-2</b>	<b>.000</b>	<b>0</b>	<b>0</b>	<b>0</b>	<b>0.0</b>	<b>0</b>	<b>0</b>	<b>0</b>	<b>0</b>	<b>1</b>	<b>0</b>	<b>0.0</b>

## Player Averages

Games Played	Minutes/game	Points/game	FG Pct	3FG Pct	FT Pct	Rebounds/game	Assists/game	Turnovers/game	Assist/Turnover ratio	Steals/game	Blocks/game
1	0.8	0.0	0.0	0.0	0.0	0.0	0.0	0.0	0.0	1.0	0.0

## COLLEGE PATH

2022-23	R-Freshman	UCF
2023-24	R-Sophomore	UCF
2024-25	R-Junior	UCF

## CAREER HIGHS

Points	4	2x, last vs. ECU (3/5/23)
Rebounds	1	Bethune-Cookman (12/29/23)
Assists	1	4x, last vs. Bethune-Cookman (12/29/23)
Steals	1	California Baptist (12/1/24)
Blocks	1	Jacksonville (12/6/23)
FGs Made	1	4x, last vs. ECU (3/5/23)
FGs Att.	2	2x, last vs. Lipscomb (12/2/23)
3-Pt. FGs Made	1	2x, last vs. ECU (3/5/23)
3-Pt. FGs Att.	1	3x, last vs. Lipscomb (12/2/23)
FTs Made	2	Bethune-Cookman (12/29/23)
FTs Att.	2	4x, last vs. California Baptist (12/1/24)

## 2024-25 GAME HIGHS

Points	-	-
Rebounds	-	-
Assists	-	-
Steals	1	California Baptist (12/1/24)
Blocks	-	-
FGs Made	-	-
FGs Att.	-	-
3-Pt. FGs Made	-	-
3-Pt. FGs Att.	-	-
FTs Made	-	-
FTs Att.	2	California Baptist (12/1/24)

## DID YOU KNOW?

Major/Minor: Mechanical Engineering/Math  
 Favorite pro athlete: Steve Nash  
 Favorite professional team: San Antonio Spurs  
 Pre-game ritual: Listen to slow music  
 Favorite movie: Whiplash  
 Favorite TV show: Breaking Bad  
 Favorite music artist: Elliott Smith  
 Favorite food: Thai  
 Second favorite sport: Soccer  
 Favorite off-day activity: Sleeping  
 Fun fact: Black belt in taekwondo  
 Hidden talent: Plays the guitar

## MISCELLANEOUS

	2024-25	Career
10+ Points	-	-
20+ Points	-	-
30+ Points	-	-
5+ Rebounds	-	-
10+ Rebounds	-	-
3+ Three Pointers	-	-
5+ Assists	-	-
3+ Steals	-	-
3+ Blocks	-	-
Double-Doubles	-	-

## CAREER STATS

				Field Goals		3-Point		F-Throws		Rebounds				Scoring						
SEASON	TEAM	GP-GS	MIN/AVG	FG-FGA	FG%	3FG-3FGA	3FG%	FT-FTA	FT%	OFF	DEF	TOT	AVG	PF-FO	A	TO	BLK	STL	PTS	AVG
2022-23	UCF	7-0	14/2.0	4-6	.667	2-2	1.000	2-4	.500	0	0	0	0.0	3-0	2	1	0	0	12	1.7
2023-24	UCF	6-0	10/1.7	0-3	.000	0-1	.000	2-2	1.000	0	1	1	0.2	1-0	2	0	1	0	2	0.3
2024-25	UCF	1-0	1/0.8	0-0	.000	0-0	.000	0-2	.000	0	0	0	0.0	0-0	0	0	0	1	0	0.0
<b>TOTAL</b>		<b>14-0</b>	<b>25/1.8</b>	<b>4-9</b>	<b>.444</b>	<b>2-3</b>	<b>.667</b>	<b>4-8</b>	<b>.500</b>	<b>0</b>	<b>1</b>	<b>1</b>	<b>0.1</b>	<b>4-0</b>	<b>4</b>	<b>1</b>	<b>1</b>	<b>1</b>	<b>14</b>	<b>1.0</b>



22

Nils  
MACHOWSKI

Guard / Sophomore / 6-3 / 183  
Berlin, Germany / Paul-Natorp Gymnasium

SEASON STATS

PPG	RPG	APG	FG%	3PT%	FT%
2.1	1.8	1.1	35.7%	40%	62.5%

MACHOWSKI NOTEBOOK

- ✦ Earned first career start vs. California Baptist on Dec. 1, 2024
- ✦ Tallied a career-high 13 points in just his second collegiate game at No. 13 Miami on Nov. 10 2023, going five-for-seven from the field and going a perfect three-for-three from beyond the three-point arc
- ✦ Hit a game-winning, buzzer-beating, three-point shot to win the 2023 U19 championship
- ✦ Was the starting point guard on the 2022 German National Team in the U18 European Championship
- ✦ Spent time in the top tier of German basketball with Alba Berlin and won back-to-back U19 championships with Alba Berlin in 2022 and 2023
- ✦ Nils' father, Sebastian Machowski, was a professional basketball player for 17 years, playing small forward in six different countries. One of his stops was Alba Berlin, the same club that his son went on to play for two and a half decades later. Sebastian completed his 17th year of coaching, most recently at the helm of PGE Spojnia Stargard, a team in the first division of Polish basketball.

TOP PERFORMANCES

GAME-BY-GAME STATS

Opponent	Date	GS	MIN	Total		3-Pointers		Free throws		Rebounds				PF	A	TO	BLK	STL	PTS	AVG
				FG-FGA	PCT	3FG-3FGA	PCT	FT-FTA	PCT	OFF	DEF	TOT	AVG							
Texas A&M	11/04/2024		04:44	0-3	.000	0-2	.000	0-0	.000	1	0	1	1.0	0	1	0	0	0	0	0.0
Purdue Fort Wayne	11/08/2024		09:24	2-2	1.000	1-1	1.000	1-2	.500	2	1	3	2.0	1	1	0	0	0	6	3.0
Fla. Atlantic	11/12/2024		08:20	1-1	1.000	1-1	1.000	0-0	.000	0	1	1	1.7	2	2	0	1	0	3	3.0
Tennessee Tech	11/19/2024		13:09	0-1	.000	0-0	.000	0-0	.000	0	3	3	2.0	0	1	0	0	0	0	2.3
vs Wisconsin	11/22/2024		14:42	1-2	.500	0-1	.000	2-3	.667	0	1	1	1.8	1	0	1	0	0	4	2.6
vs LSU	11/24/2024		11:17	0-3	.000	0-0	.000	0-1	.000	1	2	3	2.0	1	1	0	0	1	0	2.2
Milwaukee	11/27/2024		04:51	0-1	.000	0-0	.000	0-0	.000	0	1	1	1.9	1	0	0	0	0	0	1.9
California Baptist	12/01/2024	*	11:01	1-1	1.000	0-0	.000	2-2	1.000	0	1	1	1.8	0	3	0	0	1	4	2.1
Totals			1 77:29	5-14	.357	2-5	.400	5-8	.625	4	10	14	1.8	6	9	1	1	2	17	2.1

Player Averages

Games Played	Minutes/ game	Points/ game	FG Pct	3FG Pct	FT Pct	Rebounds/ game	Assists/ game	Turnovers/ game	Assist/Turnover ratio	Steals/ game	Blocks/ game
8	9.7	2.1	35.7	40.0	62.5	1.8	1.1	0.1	9.0	0.3	0.1

COLLEGE PATH

2023-24	Freshman	UCF
2024-25	Sophomore	UCF

CAREER HIGHS

Points	13	at Miami (11/10/23)
Rebounds	5	at West Virginia (2/20/24)
Assists	3	4x, last vs. California Baptist (12/1/24)
Steals	2	4x, last at West Virginia (2/20/24)
Blocks	1	2x, last vs. Florida Atlantic (11/12/24)
FGs Made	5	at Miami (11/10/23)
FGs Att.	7	2x, last at BYU (2/13/24)
3-Pt. FGs Made	3	at Miami (11/10/23)
3-Pt. FGs Att.	5	at BYU (2/13/24)
FTs Made	2	4x, last vs. Wisconsin (11/22/24)
FTs Att.	3	vs. Wisconsin (11/22/24)

2024-25 GAME HIGHS

Points	6	Purdue Fort Wayne (11/8/24)
Rebounds	3	3x, last vs. LSU (11/24/24)
Assists	3	California Baptist (12/1/24)
Steals	1	2x, last vs. California Baptist (12/1/24)
Blocks	1	Florida Atlantic (11/12/24)
FGs Made	2	Purdue Fort Wayne (11/8/24)
FGs Att.	3	2x, last vs. LSU (11/24/24)
3-Pt. FGs Made	1	2x, last vs. Florida Atlantic (11/12/24)
3-Pt. FGs Att.	2	Texas A&M (11/4/24)
FTs Made	2	2x, last vs. California Baptist (12/1/24)
FTs Att.	3	vs. Wisconsin (11/22/24)

DID YOU KNOW?

- Major/Minor: Communication/Sports Business  
Favorite pro athlete: Mike James  
Favorite professional team: Orlando Magic  
Pre-game ritual: Eat, nap, shower, listen to music  
Favorite movie: Pirates of the Caribbean  
Favorite TV show: Snowfall  
Favorite music artist: Rod Wave  
Favorite food: Schnitzel  
Second favorite sport: Soccer  
Favorite off-day activity: Video games  
Fun fact: Unbeatable at board games  
Hidden talent: Bowling


MISCELLANEOUS

	2024-25	Career
10+ Points	-	2
20+ Points	-	-
30+ Points	-	-
5+ Rebounds	-	1
10+ Rebounds	-	-
3+ Three Pointers	-	1
5+ Assists	-	-
3+ Steals	-	-
3+ Blocks	-	-
Double-Doubles	-	-

CAREER STATS

				Field Goals		3-Point		F-Throws		Rebounds				Scoring						
SEASON	TEAM	GP-GS	MIN/AVG	FG-FGA	FG%	3FG-3FGA	3FG%	FT-FTA	FT%	OFF	DEF	TOT	AVG	PF-FO	A	TO	BLK	STL	PTS	AVG
2023-24	UCF	25-0	233/9.3	16-49	.327	9-33	.273	8-11	.727	10	18	28	1.1	11-0	21	10	1	13	49	2.0
2024-25	UCF	8-1	77/9.7	5-14	.357	2-5	.400	5-8	.625	4	10	14	1.8	6-0	9	1	1	2	17	2.1
TOTAL		33-1	310/9.4	21-63	.333	11-38	.289	13-19	.684	14	28	42	1.3	17-0	30	11	2	15	66	2.0





# 24 Jaylin SELLERS

Guard / Senior / 6-4 / 205  
Columbus, Ga. / Carver Montgomery / Ball State

## 2023-24 SEASON STATS

PPG	RPG	APG	FG%	3PT%	FT%
15.9	3.6	1.1	41.9%	29.7%	82.9%

## SELLERS NOTEBOOK

- Named All-Big 12 Honorable Mention at the end of the 2023-24 regular season
- Finished the campaign leading the Knights in scoring, averaging 15.9 points per game, including 16.8 PPG in wins.
- Led the Big 12 in points per game from Nov. 27-Dec. 18 before finishing fourth in the conference at season's end
- Recorded career-highs in points (524), steals (35), assists (36), rebounds (118), and free throw percentage (82.9%) in '23-'24
- Posted a career-high 34 pts. against Stetson (11/26/23), helping him earn the Big 12's Co-Newcomer of the Week nod
- Impressed in his UCF debut on opening night, scoring 23 points, and earned 22-point, 11-rebound next outing at Miami

## TOP PERFORMANCES

## GAME-BY-GAME STATS

## CAREER HONORS

All-Big 12 Honorable Mention

2023-24

Big 12 Newcomer of the Week

Co-Newcomer: Nov. 27, 2023

All-MAC Third Team

2022-23

MAC All-Freshman Team

2021-22

## COLLEGE PATH

2021-22	Freshman	Ball State
2022-23	Sophomore	Ball State
2023-24	Junior	UCF
2024-25	Senior	UCF

## CAREER HIGHS

Points	34	Stetson (11/26/23)
Rebounds	14	Ind.-South Bend (11/19/22)
Assists	5	Cal St. Fullerton (11/16/23)
Steals	4	3x, last vs. Florida A&M (12/21/23)
Blocks	3	Akron (1/6/23)
FGs Made	12	Stetson (11/26/23)
FGs Att.	21	at Miami (11/10/23)
3-Pt. FGs Made	5	Bowling Green (2/11/23)
3-Pt. FGs Att.	9	2x, last vs. Baylor (1/31/24)
FTs Made	13	Oklahoma (2/3/24)
FTs Attempted	14	Oklahoma (2/3/24)

## 2024-25 GAME HIGHS

Points	-
Rebounds	-
Assists	-
Steals	-
Blocks	-
FGs Made	-
FGs Att.	-
3-Pt. FGs Made	-
3-Pt. FGs Att.	-
FTs Made	-
FTs Att.	-

## DID YOU KNOW?

Major: General Studies

Favorite pro athlete: Anthony Edwards

Favorite pro team: Atlanta Hawks

Pre-game ritual: Workout and pray

Favorite movie(s): Love and Basketball

Favorite TV show: Martin

Favorite music artist: Rod Wave

Favorite food: Hot lemon pepper wings

Second favorite sport: Football

Favorite off-day activity: Sleep

Hidden talent: Playing football

## MISCELLANEOUS

	2023-24	Career
10+ Points	29	58
20+ Points	7	13
30+ Points	1	1
5+ Rebounds	10	19
10+ Rebounds	1	3
3+ Three Pointers	9	17
5+ Assists	1	2
3+ Steals	4	10
3+ Blocks	-	1
Double-Doubles	1	3

## CAREER STATS

SEASON	TEAM	GP-GS	MIN/AVG	Field Goals			3-Point			F-Throws		Rebounds				Scoring				
				FG-FGA	FG%	3FG-3FGA	3FG%	FT-FTA	FT%	OFF	DEF	TOT	AVG	PF-FO	A	TO	BLK	STL	PTS	AVG
2021-22	BSU	31-5	588/19.0	81-147	.551	24-54	.444	21-32	.656	15	42	57	1.8	53-0	16	28	7	24	207	6.7
2022-23	BSU	31-30	929/30.0	144-294	.490	54-120	.450	78-103	.757	33	82	115	3.7	78-3	26	49	16	21	420	13.5
2023-24	UCF	33-32	1053/31.9	173-413	.419	52-175	.297	126-152	.829	46	72	118	3.6	58-1	36	42	4	35	524	15.9
TOTAL FOR UCF		33-32	1053/31.9	173-413	.419	52-175	.297	126-152	.829	46	72	118	3.6	58-1	36	42	4	35	524	15.9
TOTAL		95-67	2570/27.0	398-854	.466	130-349	.372	225-287	.784	94	196	290	3.1	189-4	78	119	27	80	1151	12.1



# 35 Rokas JOCIUS

Forward / Junior / 6-10 / 240

Kaunas, Lithuania / Vilnius "Ozo" Gimnazija / La Salle

## SEASON STATS

PPG	RPG	APG	FG%	3PT%	FT%
3.6	2.3	0.6	59.1%	20%	100%

## JOCIUS NOTEBOOK

- ✦ Earned his first start as a Knight on Nov. 27, 2024 against Milwaukee
- ✦ Tallied a career-high 20 points against Rhode Island on Feb. 25, 2024 after earning a career-high 13 rebounds at Rhode Island on Jan. 31, 2024
- ✦ Averaged 8.5 points and 5.4 rebounds per game in a breakout sophomore campaign with La Salle
- ✦ Scored double-digit points in 12 contests last season while pulling in double-digit rebounds in four
- ✦ Earned a pair of double-doubles, the most recent a 10-point, 10-rebound performance against Richmond on Feb. 10
- ✦ Was named to the Atlantic 10 Commissioner's Honor Roll in his freshman campaign at La Salle in 2022-23
- ✦ Played for Vilnius Perlas Energija for two seasons in the second-highest tier of the Lithuanian basketball league

## TOP PERFORMANCES

- ✦ **vs. LSU (11/24/24)**  
10 points on 5-for-9 shooting, 5 rebounds

## GAME-BY-GAME STATS

Opponent	Date	GS	MIN	Total		3-Pointers		Free throws		Rebounds				PF	A	TO	BLK	STL	PTS	AVG
				FG-FGA	PCT	3FG-3FGA	PCT	FT-FTA	PCT	OFF	DEF	TOT	AVG							
Texas A&M	11/04/2024		09:25	0-0	.000	0-0	.000	0-0	.000	1	0	1	1.0	0	0	1	1	0	0	0.0
Purdue Fort Wayne	11/08/2024		06:24	1-2	.500	0-1	.000	0-0	.000	0	3	3	2.0	1	0	1	0	0	2	1.0
Fla. Atlantic	11/12/2024		01:45	0-0	.000	0-0	.000	0-0	.000	0	1	1	1.7	0	0	0	0	0	0	0.7
Tennessee Tech	11/19/2024		07:53	1-1	1.000	1-1	1.000	2-2	1.000	2	2	4	2.3	1	2	0	0	0	5	1.8
vs Wisconsin	11/22/2024		15:32	3-3	1.000	0-0	.000	0-0	.000	1	2	3	2.4	1	0	1	1	0	6	2.6
vs LSU	11/24/2024		20:54	5-9	.556	0-2	.000	0-0	.000	2	3	5	2.8	1	2	1	1	0	10	3.8
Milwaukee	11/27/2024	*	20:29	2-5	.400	0-1	.000	0-0	.000	0	1	1	2.6	2	1	1	1	0	4	3.9
California Baptist	12/01/2024		05:57	1-2	.500	0-0	.000	0-0	.000	0	0	0	2.3	4	0	0	0	0	2	3.6
<b>Totals</b>		<b>1</b>	<b>88:19</b>	<b>13-22</b>	<b>.591</b>	<b>1-5</b>	<b>.200</b>	<b>2-2</b>	<b>1.000</b>	<b>6</b>	<b>12</b>	<b>18</b>	<b>2.3</b>	<b>10</b>	<b>5</b>	<b>4</b>	<b>0</b>	<b>0</b>	<b>29</b>	<b>3.6</b>

## Player Averages

Games Played	Minutes/game	Points/game	FG Pct	3FG Pct	FT Pct	Rebounds/game	Assists/game	Turnovers/game	Assist/Turnover ratio	Steals/game	Blocks/game
8	11.0	3.6	59.1	20.0	100.0	2.3	0.6	0.6	1.0	0.0	0.5

## CAREER HONORS

Atlantic 10 Commissioner's Honor Roll  
2022-23

## COLLEGE PATH

2022-23	Freshman	La Salle
2023-24	Sophomore	La Salle
2024-25	Junior	UCF

## CAREER HIGHS

Points	20	Rhode Island (2/25/24)
Rebounds	13	at Rhode Island (1/31/24)
Assists	3	Bucknell (12/6/22)
Steals	2	5x, last vs. George Washington (3/12/24)
Blocks	4	2x, last vs. Rhode Island (2/25/24)
FGs Made	8	Rhode Island (2/25/24)
FGs Attempted	13	Rhode Island (2/25/24)
3-Pt. FGs Made	2	5x, last vs. St. Bonaventure (3/13/24)
3-Pt. FGs Att.	3	4x, last vs. St. Bonaventure (3/13/24)
FTs Made	5	at Fordham (1/6/24)
FTs Attempted	10	at Fordham (1/6/24)

## 2024-25 GAME HIGHS

Points	10	vs. LSU (11/24/24)
Rebounds	5	vs. LSU (11/24/24)
Assists	2	2x, last vs. LSU (11/24/24)
Steals	-	-
Blocks	1	4x, last vs. Milwaukee (11/27/24)
FGs Made	5	vs. LSU (11/24/24)
FGs Att.	9	vs. LSU (11/24/24)
3-Pt. FGs Made	1	Tennessee Tech (11/19/24)
3-Pt. FGs Att.	2	vs. LSU (11/24/24)
FTs Made	2	Tennessee Tech (11/19/24)
FTs Att.	2	Tennessee Tech (11/19/24)

## DID YOU KNOW?

**Major:** Finance  
**Favorite pro athletes:** Arvydas Sabonis, Domantas Sabonis, Kevin Durant  
**Favorite professional teams:** Boston Celtics, Vilnius Rytas  
**Favorite movie:** The Intouchables  
**Favorite TV show:** Demon Slayer  
**Favorite music artist:** Kendrick Lamar  
**Favorite food:** Šaltibarščiai (Pink Soup)  
**Second favorite sport:** Volleyball  
**Favorite off-day activity:** Playing video games, talking to family back home  
**Fun fact:** Used to figure skate as a kid  
**Hidden talent:** Cooking

## MISCELLANEOUS

	2024-25	Career
10+ Points	1	18
20+ Points	-	1
30+ Points	-	-
5+ Rebounds	1	27
10+ Rebounds	-	4
3+ Three Pointers	-	-
5+ Assists	-	-
3+ Steals	-	-
3+ Blocks	-	8
Double-Doubles	-	2

## CAREER STATS

SEASON	TEAM	GP-GS	MIN/AVG	Field Goals		3-Point		F-Throws		Rebounds				Scoring			
				FG-FGA	FG%	3FG-3FGA	3FG%	FT-FTA	FT%	OFF	DEF	TOT	AVG	PF-FO	A	TO	BLK
2022-23	LaS	28-2	415/14.8	55-110	.500	5-13	.385	10-22	.455	39	54	93	3.3	41-0	5	14	24
2023-24	LaS	33-27	766/23.2	120-214	.561	15-39	.385	26-54	.481	55	124	179	5.4	82-3	12	32	29
2024-25	UCF	8-1	88/11.0	13-22	.591	1-5	.200	2-2	1.000	6	12	18	2.3	10-0	5	5	4
<b>TOTAL FOR UCF</b>		<b>8-1</b>	<b>88/11.0</b>	<b>13-22</b>	<b>.591</b>	<b>1-5</b>	<b>.200</b>	<b>2-2</b>	<b>1.000</b>	<b>6</b>	<b>12</b>	<b>18</b>	<b>2.3</b>	<b>10-0</b>	<b>5</b>	<b>5</b>	<b>4</b>
<b>TOTAL</b>		<b>69-30</b>	<b>1269/18.4</b>	<b>188-346</b>	<b>.543</b>	<b>21-57</b>	<b>.368</b>	<b>38-78</b>	<b>.487</b>	<b>100</b>	<b>190</b>	<b>290</b>	<b>4.2</b>	<b>133-3</b>	<b>22</b>	<b>51</b>	<b>57</b>





# 52 Moustapha THIAM

Center / Freshman / 7-2 / 235  
Dakar, Senegal / DME Academy

## SEASON STATS

PPG	RPG	APG	FG%	3PT%	FT%
6.6	4.7	0.1	47.4%	28.6%	80%

## THIAM NOTEBOOK

- ✦ Made his collegiate debut on opening night for UCF, earning the start and earning six blocks in 22 minutes on the floor.
- ✦ His six blocks on opening night against #13 Texas A&M were the most by a UCF freshman since Tacko Fall had six against Florida Atlantic on 12/12/15.
- ✦ Became the highest ranked recruit and first five-star in program history with a .9943 composite ranking according to 247Sports
- ✦ Was the No. 1 center recruit and No. 14 overall in the class of 2025 before reclassifying to join the Knights in 2024-25
- ✦ Upon reclassifying, he slotted in as the No. 7 center in the 2024 class as well as the No. 6 recruit in the state of Florida and No. 30 overall, according to On3
- ✦ Played in the 3-Stripes Select Basketball circuit over the spring and summer of 2024, averaging 15.2 points, 7.2 rebounds and 3.7 blocks per game while shooting 60% through all nine contests.
- ✦ Attended DME Academy in Daytona Beach, Fla.
- ✦ Averaged 14.4 points, 8.5 rebounds, 4.1 blocks and 2.3 assists per contest in his final season at DME Academy

## TOP PERFORMANCES

- ✦ **California Baptist (12/1/24)**  
11 points, 7 rebounds, 3 blocks
- ✦ **Purdue Fort Wayne (11/8/24)**  
13 points, 6 rebounds, 2 blocks
- ✦ **Texas A&M (11/4/24)**  
2 points, 6 blocks, 22:06 on the court

## GAME-BY-GAME STATS

Opponent	Date	GS	MIN	Total		3-Pointers		Free throws		Rebounds				PF	A	TO	BLK	STL	PTS	AVG
				FG-FGA	PCT	3FG-3FGA	PCT	FT-FTA	PCT	OFF	DEF	TOT	AVG							
Texas A&M	11/04/2024	*	22:06	1-3	.333	0-0	.000	0-0	.000	0	4	4	4.0	5	0	0	6	0	2	2.0
Purdue Fort Wayne	11/08/2024	*	26:14	5-10	.500	0-1	.000	3-4	.750	2	4	6	5.0	2	0	0	2	0	13	7.5
Fla. Atlantic	11/12/2024	*	18:26	0-2	.000	0-1	.000	0-0	.000	1	2	3	4.3	4	1	0	1	1	0	5.0
Tennessee Tech	11/19/2024	*	20:38	2-5	.400	1-2	.500	0-0	.000	2	2	4	4.3	4	0	4	0	0	5	5.0
vs Wisconsin	11/22/2024	*	18:36	2-4	.500	1-2	.500	2-2	1.000	2	1	3	4.0	2	0	2	0	1	7	5.4
vs LSU	11/24/2024	*	18:07	4-7	.571	0-0	.000	0-0	.000	4	2	6	4.3	5	0	1	2	1	8	5.8
California Baptist	12/01/2024	*	29:14	4-7	.571	0-1	.000	3-4	.750	2	5	7	4.7	2	0	1	3	0	11	6.6
<b>Totals</b>		<b>7</b>	<b>153:20</b>	<b>18-38</b>	<b>.474</b>	<b>2-7</b>	<b>.286</b>	<b>8-10</b>	<b>.800</b>	<b>13</b>	<b>20</b>	<b>33</b>	<b>4.7</b>	<b>24</b>	<b>1</b>	<b>8</b>	<b>14</b>	<b>3</b>	<b>46</b>	<b>6.6</b>

## Player Averages

Games Played	Minutes/game	Points/game	FG Pct	3FG Pct	FT Pct	Rebounds/game	Assists/game	Turnovers/game	Assist/Turnover ratio	Steals/game	Blocks/game
7	21.9	6.6	47.4	28.6	80.0	4.7	0.1	1.1	0.1	0.4	2.0

## COLLEGE PATH

2024-25 Freshman UCF

## CAREER HIGHS

Points	13	Purdue Fort Wayne (11/8/24)
Rebounds	7	California Baptist (12/1/24)
Assists	1	Florida Atlantic (11/12/24)
Steals	1	3x, last vs. LSU (11/24/24)
Blocks	6	Texas A&M (11/4/24)
FGs Made	5	Purdue Fort Wayne (11/8/24)
FGs Att.	10	Purdue Fort Wayne (11/8/24)
3-Pt. FGs Made	1	2x, last vs. Wisconsin (11/22/24)
3-Pt. FGs Att.	2	2x, last vs. Wisconsin (11/22/24)
FTs Made	3	Purdue Fort Wayne (11/8/24)
FTs Att.	4	Purdue Fort Wayne (11/8/24)

## 2024-25 GAME HIGHS

Points	13	Purdue Fort Wayne (11/8/24)
Rebounds	7	California Baptist (12/1/24)
Assists	1	Florida Atlantic (11/12/24)
Steals	1	3x, last vs. LSU (11/24/24)
Blocks	6	Texas A&M (11/4/24)
FGs Made	5	Purdue Fort Wayne (11/8/24)
FGs Att.	10	Purdue Fort Wayne (11/8/24)
3-Pt. FGs Made	1	2x, last vs. Wisconsin (11/22/24)
3-Pt. FGs Att.	2	2x, last vs. Wisconsin (11/22/24)
FTs Made	3	Purdue Fort Wayne (11/8/24)
FTs Att.	4	Purdue Fort Wayne (11/8/24)

## DID YOU KNOW?

Major: Business  
Favorite pro athlete: Joel Embiid  
Favorite professional team: Real Madrid  
Pre-game ritual: Listen to music  
Favorite movie: Snowfall  
Favorite music artist: Rod Wave  
Favorite food: Chick-fil-A  
Second favorite sport: Soccer  
Favorite off-day activity: Beach Volleyball  
Fun fact: Speaks five languages  
Hidden talent: Cooking senegalese food

## MISCELLANEOUS

	2024-25	Career
10+ Points	2	2
20+ Points	-	-
30+ Points	-	-
5+ Rebounds	3	3
10+ Rebounds	-	-
3+ Three Pointers	-	-
5+ Assists	-	-
3+ Steals	-	-
3+ Blocks	2	2
Double-Doubles	-	-

## CAREER STATS

				Field Goals		3-Point		F-Throws		Rebounds				Scoring						
SEASON	TEAM	GP-GS	MIN/AVG	FG-FGA	FG%	3FG-3FGA	3FG%	FT-FTA	FT%	OFF	DEF	TOT	AVG	PF-FO	A	TO	BLK	STL	PTS	AVG
2024-25	UCF	7-7	153/21.9	18-38	.474	2-7	.286	8-10	.800	13	20	33	4.7	24-2	1	8	14	3	46	6.6
<b>TOTAL</b>		<b>7-7</b>	<b>153/21.9</b>	<b>18-38</b>	<b>.474</b>	<b>2-7</b>	<b>.286</b>	<b>8-10</b>	<b>.800</b>	<b>13</b>	<b>20</b>	<b>33</b>	<b>4.7</b>	<b>24-2</b>	<b>1</b>	<b>8</b>	<b>14</b>	<b>3</b>	<b>46</b>	<b>6.6</b>



## OVERALL STATISTICS

## Game Records

Record	Overall	Home	Away	Neutral
ALL GAMES	6-2	6-0	0-0	0-2
CONFERENCE	0-0	0-0	0-0	0-0
NON-CONFERENCE	6-2	6-0	0-0	0-2

## Score by Periods

Team	1st	2nd	OT	TOT
UCF	302	315	32	649
Opponents	270	313	39	622

## Team Box Score

No.	Player				Total		3-Point		F-Throw		Rebounds													
		GP-GS	MIN	AVG	FG-FGA	FG%	3FG-3FGA	3FG%	FT-FTA	FT%	OFF	DEF	TOT	AVG	PF	DQ	A	TO	BLK	STL	PTS	AVG		
3	JOHNSON, Darius	8-8	288:14	36.0	39-89	.438	25-53	.472	26-34	.765	5	28	33	4.1	19	0	36	22	1	25	129	16.1		
0	IVY-CURRY, Jordan	8-7	258:13	32.3	39-95	.411	14-47	.298	36-43	.837	8	19	27	3.4	16	0	23	13	0	12	128	16.0		
4	HALL, Keyshawn	8-8	255:15	31.9	41-102	.402	6-24	.250	36-47	.766	12	44	56	7.0	18	1	19	23	2	4	124	15.5		
5	WILLIAMS, Benny	8-0	151:14	18.9	22-45	.489	2-8	.250	8-12	.667	11	22	33	4.1	13	0	6	8	8	3	54	6.8		
52	THIAM, Moustapha	7-7	153:20	21.9	18-38	.474	2-7	.286	8-10	.800	13	20	33	4.7	24	2	1	8	14	3	46	6.6		
2	TAYLOR, JJ	8-0	132:59	16.6	14-40	.350	5-18	.278	16-22	.727	6	14	20	2.5	13	0	10	7	3	5	49	6.1		
6	COLEMAN, Dallan "Deebo"	8-8	178:34	22.3	14-42	.333	5-23	.217	8-13	.615	12	16	28	3.5	13	0	5	3	1	9	41	5.1		
35	JOCIUS, Rokas	8-1	88:19	11.0	13-22	.591	1-5	.200	2-2	1.000	6	12	18	2.3	10	0	5	5	4	0	29	3.6		
7	JOHNSON, Dior	8-0	64:36	8.1	8-18	.444	1-3	.333	7-8	.875	3	7	10	1.3	4	0	8	5	0	3	24	3.0		
22	MACHOWSKI, Nils	8-1	77:29	9.7	5-14	.357	2-5	.400	5-8	.625	4	10	14	1.8	6	0	9	1	1	2	17	2.1		
15	HENDRICKS, Tyler	4-0	25:58	6.5	3-3	1.000	0-0	.000	2-4	.500	1	4	5	1.3	1	0	1	1	1	0	8	2.0		
20	WARAKULNUKROH, Poohpha	1-0	00:48	0.8	0-0	.000	0-0	.000	0-2	.000	0	0	0	0.0	0	0	0	0	0	1	0	0.0		
Team											22	23	45					2						
Total		8	1675		216-508	.425	63-193	.326	154-205	.751	103	219	322	40.3	137	3	123	98	35	67	649	81.1		
Opponents		8	1675		221-525	.421	75-226	.332	105-144	.729	100	204	304	38.0	156	7	107	112	24	52	622	77.8		

## Team Statistics

	UCF	OPP
<b>Scoring</b>	<b>649</b>	<b>622</b>
Points per game	81.1	77.8
Scoring margin	+3.4	-
<b>Field goals-att</b>	<b>216-508</b>	<b>221-525</b>
Field goal pct	.425	.421
<b>3 point fg-att</b>	<b>63-193</b>	<b>75-226</b>
3-point FG pct	.326	.332
3-pt FG made per game	7.9	9.4
<b>Free throws-att</b>	<b>154-205</b>	<b>105-144</b>
Free throw pct	.751	.729
F-Throws made per game	19.3	13.1
<b>Rebounds</b>	<b>322</b>	<b>304</b>
Rebounds per game	40.3	38.0
Rebounding margin	+2.3	-
<b>Assists</b>	<b>123</b>	<b>107</b>
Assists per game	15.4	13.4
<b>Turnovers</b>	<b>98</b>	<b>112</b>
Turnovers per game	12.3	14.0
Turnover margin	+1.8	-
Assist/turnover ratio	1.3	1.0
<b>Steals</b>	<b>67</b>	<b>52</b>
Steals per game	8.4	6.5
<b>Blocks</b>	<b>35</b>	<b>24</b>
Blocks per game	4.4	3.0
<b>Winning streak</b>	<b>2</b>	<b>-</b>
Home win streak	6	-
<b>Attendance</b>	<b>44244</b>	<b>0</b>
Home games-Avg/Game	6-7374	0-0
Neutral site-Avg/Game	-	2-1112

## Team Results

Date	Opponent		Score	Att.
11/04/2024	Texas A&M	W	64-61	8808
11/08/2024	Purdue Fort Wayne	W	75-68	7768
11/12/2024	Fla. Atlantic	W	100-94	8302
11/19/2024	Tennessee Tech	W	80-69	7522
11/22/2024	vs Wisconsin	L	70-86	1112
11/24/2024	vs LSU	Lot3	102-109	1112
11/27/2024	Milwaukee	W	84-76	6027
12/01/2024	California Baptist	W	74-59	5817

## UCF GAME-BY-GAME STATISTICS

				Total		3-Pointers		Free throws		Rebounds											
Opponent	Date	Score		FG-FGA	PCT	3FG-3FGA	PCT	FT-FTA	PCT	OFF	DEF	TOT	AVG	PF	A	TO	BLK	STL	PTS	AVG	
Texas A&M	11/04/2024	64-61	W	17-50	.340	8-26	.308	22-31	.710	8	27	35	35.0	17	13	11	10	9	64	64.0	
Purdue Fort Wayne	11/08/2024	75-68	W	25-59	.424	2-20	.100	23-30	.767	15	29	44	39.5	11	13	13	3	8	75	69.5	
Fla. Atlantic	11/12/2024	100-94	W	32-60	.533	13-28	.464	23-25	.920	9	27	36	38.3	23	20	16	4	6	100	79.7	
Tennessee Tech	11/19/2024	80-69	W	30-70	.429	9-23	.391	11-15	.733	22	30	52	41.8	18	18	13	0	7	80	79.8	
vs Wisconsin	11/22/2024	70-86	L	21-62	.339	2-17	.118	26-37	.703	13	28	41	41.6	17	10	10	3	5	70	77.8	
vs LSU	11/24/2024	102-109	Lot3	37-91	.407	10-34	.294	18-25	.720	22	30	52	43.3	24	16	16	7	15	102	81.8	
Milwaukee	11/27/2024	84-76	W	30-63	.476	11-24	.458	13-16	.813	7	24	31	41.6	12	17	8	3	6	84	82.1	
California Baptist	12/01/2024	74-59	W	24-53	.453	8-21	.381	18-26	.692	7	24	31	40.3	15	16	11	5	11	74	81.1	
Total		649		216-508	.425	63-193	.326	154-205	.751	103	219	322	40.3	137	123	98	35	67	649	81.1	
Opponents		622		221-525	.421	75-226	.332	105-144	.729	100	204	304	38.0	156	107	112	24	52	622	77.8	

## UCF Averages

Games Played	Points/game	FG Pct	3FG Pct	FT Pct	Rebounds/game	Assists/game	Turnovers/game	Assist/Turnover ratio	Steals/game	Blocks/game
8	81.1	42.5	32.6	75.1	40.3	15.4	12.3	1.3	8.4	4.4

## OPPONENT GAME-BY-GAME STATISTICS

				Total		3-Pointers		Free throws		Rebounds										
Opponent	Date	Score		FG-FGA	PCT	3FG-3FGA	PCT	FT-FTA	PCT	OFF	DEF	TOT	AVG	PF	A	TO	BLK	STL	PTS	AVG
Texas A&M	11/04/2024	64-61	W	23-63	.365	7-23	.304	8-14	.571	16	27	43	43.0	24	13	12	3	4	61	61.0
Purdue Fort Wayne	11/08/2024	75-68	W	28-65	.431	8-29	.276	4-7	.571	9	21	30	36.5	20	8	13	3	4	68	64.5
Fla. Atlantic	11/12/2024	100-94	W	29-64	.453	14-34	.412	22-29	.759	10	19	29	34.0	18	17	13	3	10	94	74.3
Tennessee Tech	11/19/2024	80-69	W	21-57	.368	10-30	.333	17-22	.773	10	19	29	32.8	16	12	10	3	7	69	73.0
vs Wisconsin	11/22/2024	70-86	L	32-66	.485	10-31	.323	12-16	.750	8	31	39	34.0	26	21	13	3	5	86	75.6
vs LSU	11/24/2024	102-109	Lot3	38-88	.432	12-36	.333	21-29	.724	21	35	56	37.7	20	16	17	4	11	109	81.2
Milwaukee	11/27/2024	84-76	W	30-65	.462	8-22	.364	8-14	.571	14	27	41	38.1	13	14	15	2	5	76	80.4
California Baptist	12/01/2024	74-59	W	20-57	.351	6-21	.286	13-13	1.000	12	25	37	38.0	19	6	19	3	6	59	77.8
Total		622		221-525	.421	75-226	.332	105-144	.729	100	204	304	38.0	156	107	112	24	52	622	77.8
UCF		649		216-508	.425	63-193	.326	154-205	.751	103	219	322	40.3	137	123	98	35	67	649	81.1

## Opponents Averages

Games Played	Points/game	FG Pct	3FG Pct	FT Pct	Rebounds/game	Assists/game	Turnovers/game	Assist/Turnover ratio	Steals/game	Blocks/game
8	77.8	42.1	33.2	72.9	38.0	13.4	14.0	1.0	6.5	3.0

## MISCELLANEOUS GAME-BY-GAME STATISTICS

Date	Opp.	W/L, Score	Points in Paint			Pts Off TOs			2nd Chance Pts			Fast Break Pts			Bench		
			UCF	Opp.	Diff.	UCF	Opp.	Diff.	UCF	Opp.	Diff.	UCF	Opp.	Diff.	UCF	Opp.	Diff.
Nov. 4	#13/15 Texas A&M	W, 64-61	14	32	-18	4	13	-9	9	19	-10	6	6	0	12	20	-8
Nov. 8	Purdue Fort Wayne	W, 75-68	36	40	-4	15	7	+8	15	11	+4	12	4	+8	20	21	-1
Nov. 12	Florida Atlantic	W, 100-94	32	26	+6	16	20	-4	16	16	0	8	11	-3	28	31	-3
Nov. 19	Tennessee Tech	W, 80-69	36	20	+16	13	15	-2	27	5	+22	21	14	+7	20	13	+7
Nov. 22	vs. #19/25 Wisconsin	L, 86-70	32	38	-6	12	12	0	13	7	+6	12	10	+2	30	27	+3
Nov. 24	vs. LSU	L, 109-102 (3OT)	42	50	-8	18	21	-3	15	19	-4	17	25	-8	22	21	+1
Nov. 27	Milwaukee	W, 84-76	28	40	-12	16	8	+8	5	17	-12	7	13	-6	24	14	+10
Dec. 1	California Baptist	W, 74-59	26	28	-2	21	8	+13	10	9	+1	13	4	+9	27	15	+12
Dec. 8	Tarleton																
Dec. 14	vs. Tulsa																
Dec. 21	Jacksonville																
Dec. 31	at Texas Tech																
Jan. 5	Kansas																
Jan. 8	Colorado																
Jan. 11	at Arizona																
Jan. 14	at Arizona State																
Jan. 18	Houston																
Jan. 21	at Iowa State																
Jan. 25	TCU																
Jan. 28	at Kansas																
Feb. 1	BYU																
Feb. 5	Cincinnati																
Feb. 8	at Baylor																
Feb. 11	Iowa State																
Feb. 15	at Colorado																
Feb. 19	at Oklahoma State																
Feb. 23	Utah																
Feb. 26	Kansas State																
March 1	at TCU																
March 5	Oklahoma State																
March 8	at West Virginia																
<b>TOTALS</b>			<b>246</b>	<b>274</b>	<b>-28</b>	<b>115</b>	<b>104</b>	<b>+11</b>	<b>110</b>	<b>103</b>	<b>+7</b>	<b>96</b>	<b>87</b>	<b>+9</b>	<b>183</b>	<b>162</b>	<b>+21</b>



## LEADERS

### Points

##	Player	G	Pts	Pts/G
3	Johnson, Darius	8	129	16.1
0	Ivy-Curry, Jordan	8	128	16.0
4	Hall, Keyshawn	8	124	15.5
5	Williams, Benny	8	54	6.8
2	Taylor, JJ	8	49	6.1
52	Thiam, Moustapha	7	46	6.6
6	Coleman, Dallan "Deebo"	8	41	5.1
35	Jocius, Rokas	8	29	3.6
7	Johnson, Dior	8	24	3.0
22	Machowski, Nils	8	17	2.1
15	Hendricks, Tyler	4	8	2.0

### Scoring Average

##	Player	G	Pts	Pts/G
3	Johnson, Darius	8	129	16.1
0	Ivy-Curry, Jordan	8	128	16.0
4	Hall, Keyshawn	8	124	15.5
5	Williams, Benny	8	54	6.8
52	Thiam, Moustapha	7	46	6.6
2	Taylor, JJ	8	49	6.1
6	Coleman, Dallan "Deebo"	8	41	5.1
35	Jocius, Rokas	8	29	3.6
7	Johnson, Dior	8	24	3.0
22	Machowski, Nils	8	17	2.1
15	Hendricks, Tyler	4	8	2.0

### Field Goal Percentage

##	Player	FG	Att	Pct
15	Hendricks, Tyler	3	3	1.000
35	Jocius, Rokas	13	22	.591
5	Williams, Benny	22	45	.489
52	Thiam, Moustapha	18	38	.474
7	Johnson, Dior	8	18	.444
3	Johnson, Darius	39	89	.438
0	Ivy-Curry, Jordan	39	95	.411
4	Hall, Keyshawn	41	102	.402
22	Machowski, Nils	5	14	.357
2	Taylor, JJ	14	40	.350
6	Coleman, Dallan "Deebo"	14	42	.333

### Field Goal Attempts

##	Player	G	Att	Att/G
4	Hall, Keyshawn	8	102	12.8
0	Ivy-Curry, Jordan	8	95	11.9
3	Johnson, Darius	8	89	11.1
5	Williams, Benny	8	45	5.6
6	Coleman, Dallan "Deebo"	8	42	5.3

### Field Goals Made

##	Player	G	Made	Made/G
4	Hall, Keyshawn	8	41	5.1
3	Johnson, Darius	8	39	4.9
0	Ivy-Curry, Jordan	8	39	4.9
5	Williams, Benny	8	22	2.8
52	Thiam, Moustapha	7	18	2.6

### 3-Point FG Percentage

##	Player	3FG	Att	Pct
3	Johnson, Darius	25	53	.472
22	Machowski, Nils	2	5	.400
7	Johnson, Dior	1	3	.333
0	Ivy-Curry, Jordan	14	47	.298
52	Thiam, Moustapha	2	7	.286
2	Taylor, JJ	5	18	.278
4	Hall, Keyshawn	6	24	.250
5	Williams, Benny	2	8	.250
6	Coleman, Dallan "Deebo"	5	23	.217
35	Jocius, Rokas	1	5	.200

### 3-Point FG Attempts

##	Player	G	Att	Att/G
3	Johnson, Darius	8	53	6.6
0	Ivy-Curry, Jordan	8	47	5.9
4	Hall, Keyshawn	8	24	3.0
6	Coleman, Dallan "Deebo"	8	23	2.9
2	Taylor, JJ	8	18	2.3

### 3-Point FG Made

##	Player	G	Made	Made/G
3	Johnson, Darius	8	25	3.1
0	Ivy-Curry, Jordan	8	14	1.8
4	Hall, Keyshawn	8	6	0.8
2	Taylor, JJ	8	5	0.6
6	Coleman, Dallan "Deebo"	8	5	0.6

## LEADERS

## Free Throw Percentage

##	Player	Made	Att	Pct
35	Jocius, Rokas	2	2	1.000
7	Johnson, Dior	7	8	.875
0	Ivy-Curry, Jordan	36	43	.837
52	Thiam, Moustapha	8	10	.800
4	Hall, Keyshawn	36	47	.766
3	Johnson, Darius	26	34	.765
2	Taylor, JJ	16	22	.727
5	Williams, Benny	8	12	.667
22	Machowski, Nils	5	8	.625
6	Coleman, Dallan "Deebo"	8	13	.615
15	Hendricks, Tyler	2	4	.500

## Free Throw Attempts

##	Player	G	Att	Att/G
4	Hall, Keyshawn	8	47	5.9
0	Ivy-Curry, Jordan	8	43	5.4
3	Johnson, Darius	8	34	4.3
2	Taylor, JJ	8	22	2.8
6	Coleman, Dallan "Deebo"	8	13	1.6

## Free Throws Made

##	Player	G	Made	Made/G
0	Ivy-Curry, Jordan	8	36	4.5
4	Hall, Keyshawn	8	36	4.5
3	Johnson, Darius	8	26	3.3
2	Taylor, JJ	8	16	2.0
5	Williams, Benny	8	8	1.0

## Rebounds

##	Player	G	Reb	Reb/G
4	Hall, Keyshawn	8	56	7.0
3	Johnson, Darius	8	33	4.1
5	Williams, Benny	8	33	4.1
52	Thiam, Moustapha	7	33	4.7
6	Coleman, Dallan "Deebo"	8	28	3.5

## Assists

##	Player	G	Ast	Ast/G
3	Johnson, Darius	8	36	4.5
0	Ivy-Curry, Jordan	8	23	2.9
4	Hall, Keyshawn	8	19	2.4
2	Taylor, JJ	8	10	1.3
22	Machowski, Nils	8	9	1.1

## Rebounds Average

##	Player	G	Reb	Reb/G
4	Hall, Keyshawn	8	56	7.0
52	Thiam, Moustapha	7	33	4.7
3	Johnson, Darius	8	33	4.1
5	Williams, Benny	8	33	4.1
6	Coleman, Dallan "Deebo"	8	28	3.5

## Steals

##	Player	G	Stl	Stl/G
3	Johnson, Darius	8	25	3.1
0	Ivy-Curry, Jordan	8	12	1.5
6	Coleman, Dallan "Deebo"	8	9	1.1
2	Taylor, JJ	8	5	0.6
4	Hall, Keyshawn	8	4	0.5

## Offensive Rebounds

##	Player	G	OReb	OReb/G
52	Thiam, Moustapha	7	13	1.9
4	Hall, Keyshawn	8	12	1.5
6	Coleman, Dallan "Deebo"	8	12	1.5
5	Williams, Benny	8	11	1.4
0	Ivy-Curry, Jordan	8	8	1.0

## Blocked Shots

##	Player	G	Blk	Blk/G
52	Thiam, Moustapha	7	14	2.0
5	Williams, Benny	8	8	1.0
35	Jocius, Rokas	8	4	0.5
2	Taylor, JJ	8	3	0.4
4	Hall, Keyshawn	8	2	0.3

## Defensive Rebounds

##	Player	G	DReb	DReb/G
4	Hall, Keyshawn	8	44	5.5
3	Johnson, Darius	8	28	3.5
5	Williams, Benny	8	22	2.8
52	Thiam, Moustapha	7	20	2.9
0	Ivy-Curry, Jordan	8	19	2.4

## Minutes

##	Player	G	Min	Min/G
3	Johnson, Darius	8	288	36:02
0	Ivy-Curry, Jordan	8	258	32:17
4	Hall, Keyshawn	8	255	31:54
6	Coleman, Dallan "Deebo"	8	179	22:19
52	Thiam, Moustapha	7	153	21:54



## LEADERS

### Fouls

##	Player	G	PF	PF/G
52	Thiam, Moustapha	7	24	3.4
3	Johnson, Darius	8	19	2.4
4	Hall, Keyshawn	8	18	2.3
0	Ivy-Curry, Jordan	8	16	2.0
5	Williams, Benny	8	13	1.6

### Turnovers

##	Player	G	TO	TO/G
4	Hall, Keyshawn	8	23	2.9
3	Johnson, Darius	8	22	2.8
0	Ivy-Curry, Jordan	8	13	1.6
5	Williams, Benny	8	8	1.0
52	Thiam, Moustapha	7	8	1.1

### Foul Outs

##	Player	G	FO
52	Thiam, Moustapha	7	2
4	Hall, Keyshawn	8	1

## UCF GAME HIGHS

<b>POINTS</b>	102		vs LSU (N) (11/24/2024)
	100		Fla. Atlantic (11/12/2024)
	84		Milwaukee (11/27/2024)
	80		Tennessee Tech (11/19/2024)
	75		Purdue Fort Wayne (11/08/2024)
<b>FIELD GOALS MADE</b>	37		vs LSU (N) (11/24/2024)
	32		Fla. Atlantic (11/12/2024)
<b>FIELD GOAL ATTEMPTS</b>	91		vs LSU (N) (11/24/2024)
	70		Tennessee Tech (11/19/2024)
<b>FIELD GOAL PERCENTAGE</b>	.533	(32-60)	Fla. Atlantic (11/12/2024)
	.476	(30-63)	Milwaukee (11/27/2024)
<b>3 PT FG MADE</b>	13		Fla. Atlantic (11/12/2024)
	11		Milwaukee (11/27/2024)
<b>3 PT FG ATTEMPTS</b>	34		vs LSU (N) (11/24/2024)
	28		Fla. Atlantic (11/12/2024)
<b>3 PT FG PERCENTAGE</b>	.464	(13-28)	Fla. Atlantic (11/12/2024)
	.458	(11-24)	Milwaukee (11/27/2024)
<b>FREE THROWS MADE</b>	26		vs Wisconsin (N) (11/22/2024)
	23		Fla. Atlantic (11/12/2024)
	23		Purdue Fort Wayne (11/08/2024)
<b>FREE THROW ATTEMPTS</b>	37		vs Wisconsin (N) (11/22/2024)
	31		Texas A&M (11/04/2024)
<b>FREE THROW PERCENTAGE</b>	.920	(23-25)	Fla. Atlantic (11/12/2024)
	.813	(13-16)	Milwaukee (11/27/2024)
<b>REBOUNDS</b>	52		vs LSU (N) (11/24/2024)
	52		Tennessee Tech (11/19/2024)
<b>ASSISTS</b>	20		Fla. Atlantic (11/12/2024)
	18		Tennessee Tech (11/19/2024)
<b>STEALS</b>	15		vs LSU (N) (11/24/2024)
	11		California Baptist (12/01/2024)
<b>BLOCKED SHOTS</b>	10		Texas A&M (11/04/2024)
	7		vs LSU (N) (11/24/2024)
<b>TURNOVERS</b>	16		vs LSU (N) (11/24/2024)
	16		Fla. Atlantic (11/12/2024)
<b>FOULS</b>	24		vs LSU (N) (11/24/2024)
	23		Fla. Atlantic (11/12/2024)



# OPPONENT GAME HIGHS

<b>POINTS</b>	109		vs LSU (N) (11/24/2024)
	94		Fla. Atlantic (11/12/2024)
	86		vs Wisconsin (N) (11/22/2024)
	76		Milwaukee (11/27/2024)
	69		Tennessee Tech (11/19/2024)
<b>FIELD GOALS MADE</b>	38		vs LSU (N) (11/24/2024)
	32		vs Wisconsin (N) (11/22/2024)
<b>FIELD GOAL ATTEMPTS</b>	88		vs LSU (N) (11/24/2024)
	66		vs Wisconsin (N) (11/22/2024)
<b>FIELD GOAL PERCENTAGE</b>	.485	(32-66)	vs Wisconsin (N) (11/22/2024)
	.462	(30-65)	Milwaukee (11/27/2024)
<b>3 PT FG MADE</b>	14		Fla. Atlantic (11/12/2024)
	12		vs LSU (N) (11/24/2024)
<b>3 PT FG ATTEMPTS</b>	36		vs LSU (N) (11/24/2024)
	34		Fla. Atlantic (11/12/2024)
<b>3 PT FG PERCENTAGE</b>	.412	(14-34)	Fla. Atlantic (11/12/2024)
	.364	(8-22)	Milwaukee (11/27/2024)
<b>FREE THROWS MADE</b>	22		Fla. Atlantic (11/12/2024)
	21		vs LSU (N) (11/24/2024)
<b>FREE THROW ATTEMPTS</b>	29		vs LSU (N) (11/24/2024)
	29		Fla. Atlantic (11/12/2024)
<b>FREE THROW PERCENTAGE</b>	1.000	(13-13)	California Baptist (12/01/2024)
	.773	(17-22)	Tennessee Tech (11/19/2024)
<b>REBOUNDS</b>	56		vs LSU (N) (11/24/2024)
	43		Texas A&M (11/04/2024)
<b>ASSISTS</b>	21		vs Wisconsin (N) (11/22/2024)
	17		Fla. Atlantic (11/12/2024)
<b>STEALS</b>	11		vs LSU (N) (11/24/2024)
	10		Fla. Atlantic (11/12/2024)
<b>BLOCKED SHOTS</b>	4		vs LSU (N) (11/24/2024)
	3		California Baptist (12/01/2024)
	3		vs Wisconsin (N) (11/22/2024)
	3		Tennessee Tech (11/19/2024)
	3		Fla. Atlantic (11/12/2024)
	3		Purdue Fort Wayne (11/08/2024)
	3		Texas A&M (11/04/2024)
<b>TURNOVERS</b>	19		California Baptist (12/01/2024)
	17		vs LSU (N) (11/24/2024)
<b>FOULS</b>	26		vs Wisconsin (N) (11/22/2024)
	24		Texas A&M (11/04/2024)

## UCF GAME LOWS

<b>POINTS</b>	64		Texas A&M (11/04/2024)
	70		vs Wisconsin (N) (11/22/2024)
	74		California Baptist (12/01/2024)
	75		Purdue Fort Wayne (11/08/2024)
	80		Tennessee Tech (11/19/2024)
<b>FIELD GOALS MADE</b>	17		Texas A&M (11/04/2024)
	21		vs Wisconsin (N) (11/22/2024)
<b>FIELD GOAL ATTEMPTS</b>	50		Texas A&M (11/04/2024)
	53		California Baptist (12/01/2024)
<b>FIELD GOAL PERCENTAGE</b>	.339	(21-62)	vs Wisconsin (N) (11/22/2024)
	.340	(17-50)	Texas A&M (11/04/2024)
<b>3 PT FG MADE</b>	2		vs Wisconsin (N) (11/22/2024)
	2		Purdue Fort Wayne (11/08/2024)
<b>3 PT FG ATTEMPTS</b>	17		vs Wisconsin (N) (11/22/2024)
	20		Purdue Fort Wayne (11/08/2024)
<b>3 PT FG PERCENTAGE</b>	.100	(2-20)	Purdue Fort Wayne (11/08/2024)
	.118	(2-17)	vs Wisconsin (N) (11/22/2024)
<b>FREE THROWS MADE</b>	11		Tennessee Tech (11/19/2024)
	13		Milwaukee (11/27/2024)
<b>FREE THROW ATTEMPTS</b>	15		Tennessee Tech (11/19/2024)
	16		Milwaukee (11/27/2024)
<b>FREE THROW PERCENTAGE</b>	.692	(18-26)	California Baptist (12/01/2024)
	.703	(26-37)	vs Wisconsin (N) (11/22/2024)
<b>REBOUNDS</b>	31		California Baptist (12/01/2024)
	31		Milwaukee (11/27/2024)
<b>ASSISTS</b>	10		vs Wisconsin (N) (11/22/2024)
	13		Purdue Fort Wayne (11/08/2024)
	13		Texas A&M (11/04/2024)
<b>STEALS</b>	5		vs Wisconsin (N) (11/22/2024)
	6		Milwaukee (11/27/2024)
	6		Fla. Atlantic (11/12/2024)
<b>BLOCKED SHOTS</b>	0		Tennessee Tech (11/19/2024)
	3		Milwaukee (11/27/2024)
	3		vs Wisconsin (N) (11/22/2024)
	3		Purdue Fort Wayne (11/08/2024)
<b>TURNOVERS</b>	8		Milwaukee (11/27/2024)
	10		vs Wisconsin (N) (11/22/2024)
<b>FOULS</b>	11		Purdue Fort Wayne (11/08/2024)
	12		Milwaukee (11/27/2024)



# OPPONENT GAME LOWS

POINTS	59		California Baptist (12/01/2024)
	61		Texas A&M (11/04/2024)
	68		Purdue Fort Wayne (11/08/2024)
	69		Tennessee Tech (11/19/2024)
	76		Milwaukee (11/27/2024)
FIELD GOALS MADE	20		California Baptist (12/01/2024)
	21		Tennessee Tech (11/19/2024)
FIELD GOAL ATTEMPTS	57		California Baptist (12/01/2024)
	57		Tennessee Tech (11/19/2024)
FIELD GOAL PERCENTAGE	.351	(20-57)	California Baptist (12/01/2024)
	.365	(23-63)	Texas A&M (11/04/2024)
3 PT FG MADE	6		California Baptist (12/01/2024)
	7		Texas A&M (11/04/2024)
3 PT FG ATTEMPTS	21		California Baptist (12/01/2024)
	22		Milwaukee (11/27/2024)
3 PT FG PERCENTAGE	.276	(8-29)	Purdue Fort Wayne (11/08/2024)
	.286	(6-21)	California Baptist (12/01/2024)
FREE THROWS MADE	4		Purdue Fort Wayne (11/08/2024)
	8		Milwaukee (11/27/2024)
	8		Texas A&M (11/04/2024)
FREE THROW ATTEMPTS	7		Purdue Fort Wayne (11/08/2024)
	13		California Baptist (12/01/2024)
FREE THROW PERCENTAGE	.571	(8-14)	Milwaukee (11/27/2024)
	.571	(8-14)	Texas A&M (11/04/2024)
	.571	(4-7)	Purdue Fort Wayne (11/08/2024)
REBOUNDS	29		Tennessee Tech (11/19/2024)
	29		Fla. Atlantic (11/12/2024)
ASSISTS	6		California Baptist (12/01/2024)
	8		Purdue Fort Wayne (11/08/2024)
STEALS	4		Purdue Fort Wayne (11/08/2024)
	4		Texas A&M (11/04/2024)
BLOCKED SHOTS	2		Milwaukee (11/27/2024)
	3		California Baptist (12/01/2024)
	3		vs Wisconsin (N) (11/22/2024)
	3		Tennessee Tech (11/19/2024)
	3		Fla. Atlantic (11/12/2024)
	3		Purdue Fort Wayne (11/08/2024)
	3		Texas A&M (11/04/2024)
TURNOVERS	10		Tennessee Tech (11/19/2024)
	12		Texas A&M (11/04/2024)
FOULS	13		Milwaukee (11/27/2024)
	16		Tennessee Tech (11/19/2024)

## UCF PLAYER GAME HIGHS

<b>POINTS</b>	28		Darius Johnson vs Milwaukee (11/27/2024)
	26		Keyshawn Hall vs Fla. Atlantic (11/12/2024)
	25		Darius Johnson vs LSU (N) (11/24/2024)
	24		Darius Johnson vs Texas A&M (11/04/2024)
	22		Jordan Ivy-Curry vs Fla. Atlantic (11/12/2024)
<b>FIELD GOALS MADE</b>	9		Darius Johnson vs Milwaukee (11/27/2024)
	9		Keyshawn Hall vs Fla. Atlantic (11/12/2024)
<b>FIELD GOAL ATTEMPTS</b>	21		Keyshawn Hall vs LSU (N) (11/24/2024)
	18		Jordan Ivy-Curry vs LSU (N) (11/24/2024)
<b>FIELD GOAL PERCENTAGE (min 5 made)</b>	.667	(6-9)	Dallan "Deebo" Coleman vs Tennessee Tech (11/19/2024)
	.667	(6-9)	Darius Johnson vs Fla. Atlantic (11/12/2024)
<b>3 PT FG MADE</b>	8		Darius Johnson vs Milwaukee (11/27/2024)
	5		Jordan Ivy-Curry vs LSU (N) (11/24/2024)
	5		Darius Johnson vs Texas A&M (11/04/2024)
<b>3 PT FG ATTEMPTS</b>	12		Jordan Ivy-Curry vs LSU (N) (11/24/2024)
	11		Darius Johnson vs Texas A&M (11/04/2024)
<b>3 PT FG PERCENTAGE (min 2 made)</b>	.800	(8-10)	Darius Johnson vs Milwaukee (11/27/2024)
	.667	(2-3)	Keyshawn Hall vs California Baptist (12/01/2024)
	.667	(2-3)	Keyshawn Hall vs Fla. Atlantic (11/12/2024)
<b>FREE THROWS MADE</b>	8		Jordan Ivy-Curry vs Purdue Fort Wayne (11/08/2024)
	8		Keyshawn Hall vs Purdue Fort Wayne (11/08/2024)
<b>FREE THROW ATTEMPTS</b>	10		Darius Johnson vs LSU (N) (11/24/2024)
	9		Keyshawn Hall vs Purdue Fort Wayne (11/08/2024)
<b>FREE THROW PERCENTAGE (min 3 made)</b>	1.000	(8-8)	Jordan Ivy-Curry vs Purdue Fort Wayne (11/08/2024)
	1.000	(6-6)	Jordan Ivy-Curry vs Fla. Atlantic (11/12/2024)
	1.000	(5-5)	Darius Johnson vs Fla. Atlantic (11/12/2024)
	1.000	(4-4)	Benny Williams vs California Baptist (12/01/2024)
	1.000	(3-3)	JJ Taylor vs Milwaukee (11/27/2024)
	1.000	(3-3)	Jordan Ivy-Curry vs Tennessee Tech (11/19/2024)
<b>REBOUNDS</b>	12		Keyshawn Hall vs Purdue Fort Wayne (11/08/2024)
	10		Keyshawn Hall vs LSU (N) (11/24/2024)
<b>ASSISTS</b>	8		Darius Johnson vs LSU (N) (11/24/2024)
	7		Darius Johnson vs Purdue Fort Wayne (11/08/2024)
<b>STEALS</b>	7		Darius Johnson vs California Baptist (12/01/2024)
	5		Dallan "Deebo" Coleman vs LSU (N) (11/24/2024)
	5		Darius Johnson vs LSU (N) (11/24/2024)
<b>BLOCKED SHOTS</b>	6		Moustapha Thiam vs Texas A&M (11/04/2024)
	3		Moustapha Thiam vs California Baptist (12/01/2024)
<b>TURNOVERS</b>	5		Keyshawn Hall vs Fla. Atlantic (11/12/2024)
	5		Keyshawn Hall vs Purdue Fort Wayne (11/08/2024)
<b>FOULS</b>	5		Moustapha Thiam vs LSU (N) (11/24/2024)
	5		Keyshawn Hall vs Texas A&M (11/04/2024)
	5		Moustapha Thiam vs Texas A&M (11/04/2024)



# OPPONENT PLAYER GAME HIGHS

POINTS	33		Dominique Daniels Jr. vs California Baptist (12/01/2024)
	25		Jordan Sears vs LSU (N) (11/24/2024)
	21		Jalen Reed vs LSU (N) (11/24/2024)
	20		Cam Carter vs LSU (N) (11/24/2024)
	20		Leland Walker vs Fla. Atlantic (11/12/2024)
FIELD GOALS MADE	11		Dominique Daniels Jr. vs California Baptist (12/01/2024)
	8		Jordan Sears vs LSU (N) (11/24/2024)
FIELD GOAL ATTEMPTS	25		Dominique Daniels Jr. vs California Baptist (12/01/2024)
	19		Cam Carter vs LSU (N) (11/24/2024)
FIELD GOAL PERCENTAGE (min 5 made)	1.000	(5-5)	Eric Mulder vs Purdue Fort Wayne (11/08/2024)
	.833	(5-6)	Kamari McGee vs Wisconsin (N) (11/22/2024)
3 PT FG MADE	6		Jordan Sears vs LSU (N) (11/24/2024)
	4		Kyle Layton vs Tennessee Tech (11/19/2024)
	4		Leland Walker vs Fla. Atlantic (11/12/2024)
	4		Wade Taylor IV vs Texas A&M (11/04/2024)
3 PT FG ATTEMPTS	15		Jordan Sears vs LSU (N) (11/24/2024)
	11		Wade Taylor IV vs Texas A&M (11/04/2024)
3 PT FG PERCENTAGE (min 2 made)	.800	(4-5)	Kyle Layton vs Tennessee Tech (11/19/2024)
	.750	(3-4)	Kamari McGee vs Wisconsin (N) (11/22/2024)
FREE THROWS MADE	8		Dominique Daniels Jr. vs California Baptist (12/01/2024)
	7		Jalen Reed vs LSU (N) (11/24/2024)
FREE THROW ATTEMPTS	8		Dominique Daniels Jr. vs California Baptist (12/01/2024)
	8		Jalen Reed vs LSU (N) (11/24/2024)
	8		Daniel Egbuniwe vs Tennessee Tech (11/19/2024)
FREE THROW PERCENTAGE (min 3 made)	1.000	(8-8)	Dominique Daniels Jr. vs California Baptist (12/01/2024)
	1.000	(4-4)	Jaylon Johnson vs Tennessee Tech (11/19/2024)
	1.000	(4-4)	Niccolo Moretti vs Fla. Atlantic (11/12/2024)
REBOUNDS	13		Kendal Coleman vs California Baptist (12/01/2024)
	13		Jalen Reed vs LSU (N) (11/24/2024)
ASSISTS	7		Wade Taylor IV vs Texas A&M (11/04/2024)
	6		Themus Fulks vs Milwaukee (11/27/2024)
	6		Dji Bailey vs LSU (N) (11/24/2024)
STEALS	4		Jaylon Johnson vs Tennessee Tech (11/19/2024)
	3		Sam Silverstein vs California Baptist (12/01/2024)
	3		Themus Fulks vs Milwaukee (11/27/2024)
	3		Cam Carter vs LSU (N) (11/24/2024)
	3		Corey Chest vs LSU (N) (11/24/2024)
	3		Max Klesmit vs Wisconsin (N) (11/22/2024)
BLOCKED SHOTS	2		Sam Silverstein vs California Baptist (12/01/2024)
	2		Jalen Reed vs LSU (N) (11/24/2024)
	2		Carter Gilmore vs Wisconsin (N) (11/22/2024)
	2		Rodney Johnson Jr. vs Tennessee Tech (11/19/2024)
	2		Matas Vokietaitis vs Fla. Atlantic (11/12/2024)
TURNOVERS	5		Adam Moussa vs California Baptist (12/01/2024)
	5		Cam Carter vs LSU (N) (11/24/2024)
FOULS	5		Brantly Stevenson vs California Baptist (12/01/2024)
	5		Corey Chest vs LSU (N) (11/24/2024)
	5		Steven Crawl vs Wisconsin (N) (11/22/2024)
	5		Baba Miller vs Fla. Atlantic (11/12/2024)
	5		Eric Mulder vs Purdue Fort Wayne (11/08/2024)
	5		Andersson Garcia vs Texas A&M (11/04/2024)
	5		Pharrel Payne vs Texas A&M (11/04/2024)

**NUMERICAL ROSTER**

No.	Name	Pos.	Ht.	Wt.	Yr.	Hometown / High School (Previous Schools)
0	Jordan Ivy-Curry	G	6-3	177	5th	La Marque, Texas / La Marque (UTSA/Pacific)
1	Mikey Williams	G	6-3	193	R-Fr.	San Diego, Calif. / San Ysidro (Memphis)
2	JJ Taylor	F	6-8	196	So.	Chicago, Ill. / San Ysidro (Memphis)
3	Darius Johnson	G	6-1	200	Sr.	Boyd's, Md. / Episcopal [Va.]
4	Keyshawn Hall	G/F	6-7	235	Jr.	Cleveland, Ohio / Denver Prep (George Mason/UNLV)
5	Benny Williams	F	6-10	217	Sr.	Bowie, Md. / IMG Academy (Syracuse)
6	Dallan 'Deebo' Coleman	G	6-6	220	Sr.	Memphis, Tenn. / West Nassau [Callahan, Fla.] (Georgia Tech)
7	Dior Johnson	G	6-3	182	R-So.	Kingston, N.Y. / Southern California Academy (Clarendon College/Pitt)
8	Elijah Hulsewe	C	7-0	270	Jr.	Orlando, Fla. / Windermere Prep (Bethune-Cookman)
11	Cameron Simpson	G	6-7	180	Fr.	Orlando, Fla. / Oak Ridge
15	Tyler Hendricks	G	6-6	190	R-So.	Fort Lauderdale, Fla. / Calvary Christian Academy
20	Poohpha Warakulnukroh	G	5-11	177	R-Jr.	Bangkok, Thailand / Montverde Academy
22	Nils Machowski	G	6-3	183	So.	Berlin, Germany / Paul-Natorp Gymnasium
24	Jaylin Sellers	G	6-4	205	Sr.	Columbus, Ga. / Carver Montgomery (Ball State)
35	Rokas Jocius	F	6-10	240	Jr.	Kaunas, Lithuania / Vilnius "Ozo" Gimnazija (La Salle)
52	Moustapha Thiam	C	7-2	235	Fr.	Dakar, Senegal / DME Academy

**ALPHABETICAL ROSTER**

No.	Name	Pos.	Ht.	Wt.	Yr.	Hometown / High School (Previous Schools)
6	Dallan 'Deebo' Coleman	G	6-6	220	Sr.	Memphis, Tenn. / West Nassau [Callahan, Fla.] (Georgia Tech)
4	Keyshawn Hall	G/F	6-7	235	Jr.	Cleveland, Ohio / Denver Prep (George Mason/UNLV)
15	Tyler Hendricks	G	6-6	190	R-So.	Fort Lauderdale, Fla. / Calvary Christian Academy
8	Elijah Hulsewe	C	7-0	270	Jr.	Orlando, Fla. / Windermere Prep (Bethune-Cookman)
0	Jordan Ivy-Curry	G	6-3	177	5th	La Marque, Texas / La Marque (UTSA/Pacific)
35	Rokas Jocius	F	6-10	240	Jr.	Kaunas, Lithuania / Vilnius "Ozo" Gimnazija (La Salle)
3	Darius Johnson	G	6-1	200	Sr.	Boyd's, Md. / Episcopal [Va.]
7	Dior Johnson	G	6-3	182	R-So.	Kingston, N.Y. / Southern California Academy (Clarendon College/Pitt)
22	Nils Machowski	G	6-3	183	So.	Berlin, Germany / Paul-Natorp Gymnasium
24	Jaylin Sellers	G	6-4	205	Sr.	Columbus, Ga. / Carver Montgomery (Ball State)
11	Cameron Simpson	G	6-7	180	Fr.	Orlando, Fla. / Oak Ridge
2	JJ Taylor	F	6-8	196	So.	Chicago, Ill. / San Ysidro (Memphis)
52	Moustapha Thiam	C	7-2	235	Fr.	Dakar, Senegal / DME Academy
20	Poohpha Warakulnukroh	G	5-11	177	R-Jr.	Bangkok, Thailand / Montverde Academy
5	Benny Williams	F	6-10	217	Sr.	Bowie, Md. / IMG Academy (Syracuse)
1	Mikey Williams	G	6-3	193	R-Fr.	San Diego, Calif. / San Ysidro (Memphis)

**COACHING AND SUPPORT STAFF**

Head Coach	Johnny Dawkins (Duke, 1986) - Ninth Season
Associate Head Coach	Robbie Laing (Troy, 1982) - Ninth Season
Associate Head Coach	Mamadou N'Diaye (Auburn, 2000) - Fourth Season
Assistant Coach/Recruiting Coordinator	Tyson Waterman (Winthrop, 2000) - Second Season
Assistant Coach	Adam Hood (Air Force, 2008) - First Season
Special Assistant to the Head Coach	Kelvin Johnson (Richmond, 1985) - Eighth Season
Video Coordinator/Assistant Director of Operations	Jeff Chapman (Wichita State, 2016) - First Season
Executive Assistant	Kylee Pufko (Miami, 2023) - First Season
Head Strength Coach	Charles Stephenson (Virginia, 1989) - Fourth Season
Athletic Trainer	Matthew Kabay (Waynesburg, 2014) - First Season
Assoc. Director of Equipment	John Whitford (Manchester, 1995) - 22nd Season

**PRONUNCIATION GUIDE**

#	Player Name	First Name	Last Name
6	Dallan Coleman	Dale-an	--
8	Elijah Hulsewe	--	Hul-SUHway
20	Poohpha Warakulnukroh	Pooh-pa	War-uh-COOL-nuh-crow
22	Nils Machowski	Kneels	Mah-hoff-ski
35	Rokas Jocius	Row-cuss	Yacht-suess
52	Moustapha Thiam	Moo-staa-faa	Chee-om
AHC	Robbie Laing	--	Lang
AHC	Mamadou N'Diaye	Mom-uh-doo	N-jai

**BREAKDOWN BY CLASS**

5th Year	Jordan Ivy-Curry (G)
Senior	Dallan 'Deebo' Coleman (G) Darius Johnson (G) Jaylin Sellers (G) Benny Williams (F)
Junior	Keyshawn Hall (G/F) Elijah Hulsewe (C) Rokas Jocius (F) Poohpha Warakulnukroh (G) *
Sophomore	Tyler Hendricks (G) *
Freshman	Moustapha Thiam (C) Cameron Simpson (G) Mikey Williams (G) *

\* - Have utilized a redshirt

**BREAKDOWN BY LOCATION**

Florida	3
Tyler Hendricks (Fort Lauderdale)	
Elijah Hulsewe (Orlando)	
Cameron Simpson (Orlando)	
Maryland	2
Darius Johnson (Boyd's)	
Benny Williams (Bowie)	
California	1
Mikey Williams (San Diego)	
Georgia	1
Jaylin Sellers (Columbus)	
Illinois	1
JJ Taylor (Chicago)	
New York	1
Dior Johnson (Kingston)	
Ohio	1
Keyshawn Hall (Cleveland)	
Tennessee	1
Dallan 'Deebo' Coleman (Memphis)	
Texas	1
Jordan Ivy-Curry (La Marque)	
<b>International Knights</b>	
Germany	1
Nils Machowski (Berlin)	
Lithuania	1
Rokas Jocius (Kaunas)	
Senegal	1
Moustapha Thiam (Dakar)	
Thailand	1
Poohpha Warakulnukroh (Bangkok)	

**NUMERICAL ROSTER**

Moustapha Thiam	7'2"
Elijah Hulsewe	7'0"
Rokas Jocius	6'10"
Benny Williams	6'10"
JJ Taylor	6'8"
Keyshawn Hall	6'7"
Cameron Simpson	6'7"
Dallan 'Deebo' Coleman	6'6"
Tyler Hendricks	6'6"
Jaylin Sellers	6'4"
Jordan Ivy-Curry	6'3"
Dior Johnson	6'3"
Nils Machowski	6'3"
Mikey Williams	6'3"
Darius Johnson	6'1"
Poohpha Warakulnukroh	5'11"



## TV ROSTER



**#0 - Jordan Ivy-Curry**  
G • 5th • 6-3  
La Marque, Texas



**#1 - Mikey Williams**  
G • R-Fr. • 6-3  
San Diego, Calif.



**#2 - JJ Taylor**  
F • So. • 6-8  
Chicago, Ill.



**#3 - Darius Johnson**  
G • Sr. • 6-1  
Boyds, Md.



**#4 - Keyshawn Hall**  
G/F • Jr. • 6-7  
Cleveland, Ohio



**#5 - Benny Williams**  
F • Sr. • 6-10  
Bowie, Md.



**#6 - Dallan 'Deebo' Coleman**  
G • Sr. • 6-6  
Memphis, Tenn.



**#7 - Dior Johnson**  
G • R-So. • 6-3  
Kingston, N.Y.



**#8 - Elijah Hulsewe**  
C • Jr. • 7-0  
Orlando, Fla.



**#11 - Cameron Simpson**  
G • Fr. • 6-7  
Orlando, Fla.




**#15 - Tyler Hendricks**  
G • R-So. • 6-6  
Fort Lauderdale, Fla.



**#20 - Poohpha Warakulnukroh**  
G • R-Jr. • 5-11  
Bangkok, Thailand



**#22 - Nils Machowski**  
G • So. • 6-3  
Berlin, Germany



**#24 - Jaylin Sellers**  
G • Sr. • 6-4  
Columbus, Ga.



**#35 - Rokas Jocius**  
F • Jr. • 6-10  
Kaunas, Lithuania



**#52 - Moustapha Thiam**  
C • Fr. • 7-2  
Dakar, Senegal



**Johnny Dawkins**  
Head Coach  
Ninth Season



**Robbie Laing**  
Associate Head Coach  
Ninth Season



**Mamadou N'Diaye**  
Associate Head Coach  
Fourth Season



**Tyson Waterman**  
Assistant Coach/Recruiting Coordinator  
Second Season



**Adam Hood**  
Assistant Coach  
First Season



**Kelvin Johnson**  
Special Assistant to the Head Coach  
Eighth Season