



# KNIGHTS

## BASKETBALL



TUESDAY, DECEMBER 31, 2024 | 2:00 P.M. ET

9-2

OVERALL

0-0

BIG 12

82

NET RANKING

Johnny Dawkins

HEAD COACH / DUKE, 1986

157-105

AT UCF, 9TH SEASON

313-220

OVERALL, 17TH SEASON

UCF KNIGHTS

ESPN BPI - 70

KenPom - 73



at

RU



9-2

OVERALL

0-0

BIG 12

18

NET RANKING

Grant McCasland

HEAD COACH / BAYLOR, 1999

32-13

AT TEXAS TECH, 2ND SEASON

243-102

OVERALL, 11TH SEASON

TEXAS TECH RED RADIERS

ESPN BPI - 14

KenPom - 14

Lubbock, Texas

United Supermarkets Arena (15,098)

### 2024-25 SCHEDULE & RESULTS

Overall Record: 9-2

Big 12 Conference: 0-0 | Non-Conference: 9-2

Home: 8-0 | Away: 0-0 | Neutral: 1-2

Nov. 4	#13/15 Texas A&M	ESPN+	W, 64-61
Nov. 8	Purdue Fort Wayne	ESPN+	W, 75-68
Nov. 12	Florida Atlantic	ESPN+	W, 100-94
Nov. 19	Tennessee Tech	ESPN+	W, 80-69
Nov. 22	vs. #19/25 Wisconsin*	CBS Sports Network	L, 86-70
Nov. 24	vs. LSU*	CBS Sports Network	L, 109-102 (3OT)
Nov. 27	Milwaukee	ESPN+	W, 84-76
Dec. 1	California Baptist	ESPN+	W, 74-59
Dec. 8	Tarleton State	ESPN+	W, 66-51
Dec. 14	vs. Tulsa*	ESPNU	W, 88-75
Dec. 21	Jacksonville	ESPN+	W, 86-66



Dec. 31	at Texas Tech*	ESPN+	2 p.m.
Jan. 5	#7/7 Kansas*	ESPN+	4 p.m.
Jan. 8	Colorado*	ESPN+	7 p.m.
Jan. 11	at Arizona*	ESPN	10 p.m.
Jan. 14	at Arizona State*	ESPNU	11 p.m.
Jan. 18	#15/12 Houston*	CBS Sports Network	Noon
Jan. 21	at #3/3 Iowa State*	ESPN+	8 p.m.
Jan. 25	TCU*	ESPN+	4 p.m.
Jan. 28	at #7/7 Kansas*	ESPN+	8 p.m.
Feb. 1	BYU*	ESPN+	4 p.m.
Feb. 5	#17/17 Cincinnati*	CBS Sports Network	7 p.m.
Feb. 8	at #25/23 Baylor*	ESPN+	2 p.m.
Feb. 11	#3/3 Iowa State*	ESPN+	7 p.m.
Feb. 15	at Colorado*	ESPN+	3 p.m.
Feb. 19	at Oklahoma State*	ESPN2/ESPNU	9 p.m.
Feb. 23	Utah*	ESPN+	4 p.m.
Feb. 26	Kansas State*	ESPN+	7 p.m.
March 1	at TCU*	ESPN+	3 p.m.
March 5	Oklahoma State*	ESPN+	7 p.m.
March 8	at West Virginia*	ESPN+	5 p.m.

### 2025 Phillips 66 Big 12 Men's Basketball Championship

March 11-15 Kansas City, Mo.

\* - Greenbrier Tip-Off

% - AutoNation Orange Bowl Basketball Classic

\* - Big 12 Conference contest

Home games are in **bold**

Rankings listed are AP/Coaches polls, receiving votes not displayed

All times Eastern

### SOCIAL KNIGHTS

Twitter/X .....@UCF\_MBB  
Instagram.....@UCF.MBB  
Facebook...../UCFMensBasketball  
UCF Athletics (Twitter/X).....@UCFKnights  
Hashtag.....#ChargeOn  
Website.....www.ucfknight.com

### BROADCAST INFORMATION

Media	Channel	PxP	Analyst
TV	ESPN+	Ted Emrich	Scott Williams
Radio	FM 96.9 The Game	Marc Daniels	-

### UCFacts - KNIGHT NOTES

#### BIG 12 CONFERENCE PLAY IS BACK!

- UCF is set for its second season of Big 12 Conference play, opening on the road at Texas Tech before hosting Kansas Jan. 5.
- The Knights earned seven victories in last year's league slate, earning all seven wins against legacy Big 12 members, including its largest margin of victory in its inaugural conference schedule in a 75-61 win over Texas Tech on Feb. 24.
- The Black and Gold won three of its final five league games to wrap up the 2023-24 regular season, including two straight road wins, beating Oklahoma State and TCU.
- Darius Johnson led UCF in scoring during last season's conference slate with 15.1 PPG, followed by Jaylin Sellers with 14.2 PPG.

#### NONCONFERENCE PLAY COMPLETE

- The Knights finished their nonconference slate with a 9-2 record, the second best mark by winning percentage in the out-of-conference schedule under Dawkins at .818, second to the 10-2 non-league schedule during the 2018-19 season that saw the Knights make a run to the NCAA Tournament and earn the first March Madness victory in program history.
- UCF went a perfect 8-0 at home in this year's non-conference slate, the first time going perfect since 2011-12.
- The Knights have won at least eight non-conference games in each full season under Dawkins (omitting 2-1 record in COVID affected 2020-21 season) and have won nine non-conference games for the seventh time under him.
- The Knights got out to a 4-0 start this season, tying the best start during the Dawkins era. The 2017-18 and 2021-22 campaigns also saw 4-0 starts. The trio of 4-0 starts all have something in common in the fact the Knights beat at least one Power Four team in those stretches, and each campaign ended with at least 18 victories. The 2024-25 start is the only one of the three that includes a ranked victory, thanks to the 64-61 victory over No. 13 Texas A&M.

#### OFFENSE EFFICIENT TO FINISH NONCONFERENCE

- The Knights wrapped up their out-of-league slate with their biggest margin of victory of the season, topping Jacksonville 86-66 to earn the ninth win of the season. UCF's field goal and three-point percentages in the game were among some of the best the team has posted under head coach Johnny Dawkins.
- UCF's 58.7 overall field goal percentage marked its best in a single game since its mark of 60.4 against Temple Jan. 2, 2019, and the squad's 58.8 success rate from beyond the arc (10-for-17) marked its highest since it nailed 12 triples (12-for-20, 60%) against Michigan Dec. 30, 2021. UCF's effort against Jacksonville marked its fourth game with at least 10 3-point field goals this season, joining its contests against Florida Atlantic Nov. 12 (13), LSU Nov. 24 (10) and Milwaukee Nov. 27 (11).






#### JAYLIN RETURNS

- Senior Jaylin Sellers made his return to the floor in UCF's final nonconference game of the season after going down in the preseason with an injury, causing him to miss UCF's first 10 games of the 2024-25 campaign.
- Sellers wasted no time reminding the crowd of his style of play, catching an alley-oop and slamming it down for his first points of the season. He finished the contest with 12:16 of game action, scoring seven points while tallying an assist.
- Sellers earned an All-Big 12 Honorable Mention nod at the end of last season while leading the Knights in scoring at 15.9 PPG.

#### DEFENSE TAKING SHAPE

- Despite allowing 81.2 points per game on defense over the first six games of the season, the Knights have held their last five opponents to an average of 65.4 points, including two sub-60 performances against California Baptist (59) and Tarleton St. (51).
- UCF has forced 17.0 turnovers per game over the last five contests compared to 13.0 over the first six. The Knights have forced double-digit turnovers in each game this campaign but have generated 15 or more in four of the last five games, including a season-high 23 against Tarleton State on Dec. 8.

### LAST GAME'S STARTING FIVE

	<b>0 Jordan Ivy-Curry</b>	GP-GS	Pts.	Reb.	Ast.	FG%	3P%	FT%
	<b>5TH-G</b> <i>Has three straight games with four or more made three pointers</i>	11-10	16.3	3.5	2.8	.427	.370	.851
	<b>3 Darius Johnson</b>	GP-GS	Pts.	Reb.	Ast.	FG%	3P%	FT%
	<b>SR-G</b> <i>Rank third in the nation in steals p/game, averaging 3.09</i>	11-11	14.7	3.8	4.5	.425	.462	.818
	<b>4 Keyshawn Hall</b>	GP-GS	Pts.	Reb.	Ast.	FG%	3P%	FT%
	<b>JR-G</b> <i>Has recorded four 20+ point games this season</i>	11-11	15.2	6.5	2.3	.406	.250	.797
	<b>6 Dallan 'Deebo' Coleman</b>	GP-GS	Pts.	Reb.	Ast.	FG%	3P%	FT%
	<b>SR-G</b> <i>Scored a season high 20 points vs. Tulsa, five short of a career best</i>	11-11	6.7	4.1	0.9	.381	.265	.739
	<b>52 Moustapha Thian</b>	GP-GS	Pts.	Reb.	Ast.	FG%	3P%	FT%
	<b>FR-G</b> <i>Has three games with 5+ blocks, ranks seventh in the nation in blocks p/gm</i>	10-10	7.8	5.4	0.6	.492	.222	.696



## IT'S UCF...NOT CENTRAL FLORIDA

A warm Sunshine State hello to all our new conference-mates in the Big 12 and to others we may not have crossed paths with before. The 2024-25 season is our second in our new conference, and we'd like to make sure we are referred to correctly on all accounts. Please refer to the University of Central Florida as "UCF," not "Central Florida," on all references. Also, we are not the "Golden Knights," instead, we are simply known as the "Knights."

## TEAM COMPARISON

Big 12	Nat'l	Value	Stat Category	Value	Nat'l	Big 12
7	70	80.8	Points per Game	86.3	15	4
15	248	74.0	Scoring Defense	63.3	26	3
15	145	+6.8	Scoring Margin	+23.0	4	1
15	251	43.5	Field Goal %	51.7	3	1
13	125	42.0	Opponent Field Goal %	39.5	45	7
13	167	34.2	3-Point %	40.4	10	2
10	151	8.2	3-Point Makes per Game	10.1	33	4
11	225	33.9	Opponent 3-Point %	34.2	237	12
3	32	77.2	Free Throw %	79.4	16	1
2	9	19.4	Free Throws Made per Game	13.6	184	10
5	73	38.73	Rebounds per Game	37.82	113	9
7	82	12.55	Offensive Rebounds per Game	11.45	142	11
13	164	+2.7	Rebound Margin	+7.7	32	4
11	92	15.7	Assists per Game	18.4	15	4
12	221	12.5	Turnovers per Game	10.9	71	5
5	54	14.82	Turnovers Forced per Game	14.18	88	8
12	132	1.25	Assist-to-Turnover Ratio	1.68	15	5
5	56	8.7	Steals per Game	8.5	70	7
6	45	4.7	Blocks per Game	3.2	193	15
15	237	21.00	Bench Points per Game	23.82	159	13

*bold & italic indicates top 50 national ranking - stats updated to include games through Sat., Dec. 28*

## SERIES INFORMATION

Total Meetings	2
Series	Series tied 1-1
in Orlando / Lubbock / Neutral	1-0 / 0-1 / N/A
Last Meeting	Feb. 24, 2024, UCF wins 75-61 in Orlando
Last UCF Win	Feb. 24, 2024; 75-61
Last Home Win	Feb. 24, 2024; 75-61
Last Road Win	N/A
Last Neutral Win	N/A
Last Loss	Feb. 10, 2024; 66-59
Last Home Loss	N/A
Last Road Loss	Feb. 10, 2024; 66-59
Last Neutral Loss	N/A
Largest Margin of Victory	14: Feb. 24, 2024; 75-61
Largest Margin of Defeat	7: Feb. 10, 2024; 66-59
Streak	UCF W1

Date	Previous Meetings H/A/N	W/L	Result
Feb. 24, 2024	H	W	75-61
Feb. 10, 2024	A	L	66-59

## RECORD BY STARTING LINEUP

GUARD	GUARD	GUARD/FWD	GUARD/FWD	FORWARD	RECORD/PPG
Da. Johnson	Ivy-Curry	Coleman	Hall	Thiam	7-2 / 81.2
Da. Johnson	Ivy-Curry	Coleman	Hall	Jocius	1-0 / 84.0
Da. Johnson	Machowski	Coleman	Hall	Thiam	1-0 / 74.0

## BY THE NUMBERS

21	Darius Johnson became the 21st Knight to reach the 1,000 point mark while wearing a UCF uniform, doing so on Nov. 19, 2024	57.9	UCF's transfers on the 2024-25 roster combined for 57.9 points per game last season, led by Ivy-Curry's 17.1 and Hall's 16.6.	36.0	UCF returns five players who contributed 36.0 points per game. Johnson and Sellers combined for 31.1 of those PPG.
28	28 percent of the preseason AP Top 25 was on UCF's schedule to begin the 2024-25 campaign.	11	11 total newcomers rostered; UCF is one of 42 D-I teams with 11 or more.	9	Nine ranked matchups are on UCF's schedule to start 2024-25. Opening night against #13 Texas A&M was one of five ranked foes at home
8	UCF has improved on its steals per game dip in each of Dawkins' eight seasons, finishing last season with 8.7 per game, ranking 22nd nationally	5	The 2023-24 season was the fifth straight campaign that UCF improved on its blocks per game mark, averaging 5.0 last season.	3	UCF beat a program record three ranked opponents during the 2023-24 season, including its highest ranked win over #3 Kansas.

## NATIONALLY RANKED KNIGHTS

### Darius Johnson

Category	Value	NCAA Rk.	Big 12 Rk.
Points per Game	14.7	281	14
Steals per Game	3.09	3	1
Steals	34	8	1
Assists per Game	4.5	101	11
Assists	49	149	9
Three Point Percentage	46.2	22	6
Three Pointers Made	30	147	9
Three Pointers Made per Game	2.73	95	9
Free Throw Percentage	81.8	187	9
Minutes per Game	35:11	38	2

### Moustapha Thiam

Category	Value	NCAA Rk.	Big 12 Rk.
Blocks	28	16	2
Blocks per Game	2.8	5	2

### Keyshawn Hall

Category	Value	NCAA Rk.	Big 12 Rk.
Points per Game	15.2	240	10
Free Throws	55	70	1
Free Throws Attempted	69	97	3
Free Throw Percentage	79.7	247	11
Rebounds per Game	6.5	237	14
Defensive Rebounds per Game	5.0	154	8
Minutes per Game	31:03	303	7

### Jordan Ivy-Curry

Category	Value	NCAA Rk.	Big 12 Rk.
Points per Game	16.3	160	6
Three Pointers Made	27	229	13
Three Pointers Made per Game	2.45	140	13
Steals per Game	1.64	186	14
Free Throw Percentage	85.1	107	6
Free Throws	40	272	8
Minutes per Game	31:38	238	5

*stats updated to include games through Sat., Dec. 28*

## IN UCF WINS VS. LOSSES

	In UCF Wins	In UCF Losses
Field Goal Percentage	45.1%	37.9%
3-Point Percentage	36.8%	23.5%
Free Throw Percentage	79.0%	71%
Rebounds per Game	37.1	46.5
Offensive Rebounds per Game	11.6	17.5
Rebound Margin	+3.7	-1.0
Assists per Game	16.3	13.0
Turnovers per Game	12.4	13.0
Points per Game	79.7	86.0
Opponent Points per Game	68.8	97.5
Opponent Field Goal Percentage	41.0%	45.5%
Opponent 3-Point Percentage	34.3%	32.8%
Opponent Free Throw Percentage	71.1%	73.3%
Opponent Turnovers per Game	14.8	15.0

## CONSECUTIVE STARTS

Player	Active UCF Streak	Longest UCF Streak	Longest Career Streak
Darius Johnson	34	34	34*
Dallan "Deebo" Coleman	11	11	21
Keyshawn Hall	11	11	18
Moustapha Thiam	4	6	6
Jordan Ivy-Curry	3	7	21
Nils Machowski	0	1	1
Rokas Jocius	0	1	14
Javlin Sellers	0	17	45
Benny Williams	0	0	15
Elijah Hulsewe	0	0	7

\*indicates active longest career streak

## GAME-BY-GAME LINEUP

Opp.	LINEUP (G-G-G/F-G-F-C)
#13/15 Texas A&M	Da. Johnson - Ivy-Curry - Coleman - Hall - Thiam
Purdue Fort Wayne	Da. Johnson - Ivy-Curry - Coleman - Hall - Thiam
Florida Atlantic	Da. Johnson - Ivy-Curry - Coleman - Hall - Thiam
vs. #19/25 Wisconsin	Da. Johnson - Ivy-Curry - Coleman - Hall - Thiam
vs. LSU	Da. Johnson - Ivy-Curry - Coleman - Hall - Thiam
Milwaukee	Da. Johnson - Ivy-Curry - Coleman - Hall - Jocius
California Baptist	Da. Johnson - Machowski - Coleman - Hall - Thiam
Tarleton State	Da. Johnson - Ivy-Curry - Coleman - Hall - Thiam
vs. Tulsa	Da. Johnson - Ivy-Curry - Coleman - Hall - Thiam
Jacksonville	Da. Johnson - Ivy-Curry - Coleman - Hall - Thiam
at Texas Tech	
Kansas	
Colorado	
at Arizona	
at Arizona State	
Houston	
at Iowa State	
TCU	
at Kansas	
BYU	
Cincinnati	
at Baylor	
Iowa State	
at Colorado	
at Oklahoma State	
Utah	
Kansas State	
at TCU	
Oklahoma State	
at West Virginia	

## QUICK GLANCE - GAME LEADERS

Points	Steals
Keyshawn Hall - 4	Darius Johnson - 7
Darius Johnson - 3	Jordan Ivy-Curry - 4
Jordan Ivy-Curry - 3	Deebo Coleman - 2
Deebo Coleman - 1	Dior Johnson - 1
Rebounds	Blocks
Keyshawn Hall - 4	Moustapha Thiam - 8
Jordan Ivy-Curry - 2	Benny Williams - 3
Moustapha Thiam - 2	Keyshawn Hall - 2
Deebo Coleman - 1	Rokas Jocius - 1
Darius Johnson - 1	Darius Johnson - 1
JJ Taylor - 1	Nils Machowski - 1
Benny Williams - 1	Double-Digit Points
Assists	Jordan Ivy-Curry - 11
Darius Johnson - 6	Keyshawn Hall - 9
Jordan Ivy-Curry - 3	Darius Johnson - 7
Keyshawn Hall - 2	Moustapha Thiam - 5
Dior Johnson - 2	JJ Taylor - 2
Benny Williams - 1	Deebo Coleman - 2
	Rokas Jocius - 1
	Dior Johnson - 1

## QUICK FACTS

### UCF INFORMATION

Location	Orlando, Fla.
Founded	1963
Enrollment	69,320
Nickname	Knights
Colors	Black and Gold
Conference	Big 12 Conference
University President	Alexander Cartwright
Director of Athletics	Terry Mohajir
Athletics Phone	(407) 823-2261
Ticket Office Phone	(407) 823-1000

### ADDITION FINANCIAL ARENA

Capacity	10,000
Year Opened	Fall 2007
Home Record	172-81
Home Record Under Johnny Dawkins	101-35
Press Row Phone	(954) 531-4322

### BASKETBALL HISTORY

First Year of Basketball	1969-70 (56th season)
First Year in Division I	1984-85 (41st season)
First Year in Big 12	2023-24 (2nd season)
All-Time Record	853-693/906-693*
NCAA Tournaments/Last	Five/2019

\* 2008-09 (17-14), 2009-10 (15-17), 2010-11 (21-12) victories vacated due to NCAA sanctions

### 2024-25 TEAM INFORMATION

2023-24 Record	17-16
Conference Record/Finish	7-11/12th
Home Record	11-8
Road Record	3-7
Neutral Record	3-1
Conference Tournament	Second Round
Postseason	NIT First Round
Starters Returning/Lost	2/3
Total Returning/Lost	5/12
Newcomers	11

### STRATEGIC COMMUNICATIONS

Primary Contact	Ken Landis
Cell Phone	(954) 531-4322
Email	klandis@athletics.ucf.edu
Secondary Contact	Ryan Ladika
Email	rladika@athletics.ucf.edu
Mailing Address	Roth Athletics Center 4192 North Orion Blvd. Orlando, FL 32816 www.UCFKnights.com @UCF_MBB UCF.MBB /UCFMensBasketball
Website	
Twitter	
Instagram	
Facebook	

## CONFERENCE AFFILIATION HISTORY

<b>Independent</b> 1984-90	<b>Atlantic Sun</b> 1993-05
<b>American South</b> 1990-91	<b>Conference USA</b> 2005-13
<b>Sun Belt</b> 1991-92	<b>American Athletic</b> 2013-23
<b>Independent</b> 1992-93	<b>Big 12</b> 2023-present

## UCFacts - KNIGHT NOTES (CONT.)

### DEFENDING AT AN ELITE LEVEL

- UCF is an impressive 76-9 when holding opponents to 60 points or less since Dawkins' arrival to start 2016-17.
- The Knights have posted an 93-18 record under Dawkins when holding an opponent under 40% shooting from the field. When holding a team to 33.3% or less, UCF is 37-2 under Dawkins. Furthermore, the Black and Gold are 15-1 when holding a team to under 30% from the field under their current head coach.

### ROOKIE RECORD WATCH

- Freshman Moustapha Thiam has made a major impact over UCF's last four games, averaging 11.3 points, 7.3 rebounds and 4.3 blocks per game. He recorded six blocks against Tarleton State on Dec. 8 before rejecting another five shot attempts while scoring a season-high 14 points vs. Tulsa in the Orange Bowl Classic on Dec. 14. It was his third 5+ block performance of the season after blocking six shots against No. 13/15 Texas A&M on opening night.
- The freshman is pacing nicely with UCF legend Taclo Fall who posted 70 blocks in his rookie season, a Knights freshman record. Through 11 contests of the 2015-16 season, Fall had 27 blocks while Thiam currently sits at 28 through the first 11 of the current campaign. Fall had one six-block game during that stretch. Taylor Hendricks, UCF's first lottery and first round pick in program history, had 59 in 2022-23, the second most by a UCF rookie. Hendricks had 18 blocks through 11 games.

### DJ SETTING THE TONE

- Darius Johnson has done it all early in the campaign, putting pressure on offensive and defensive records in doing so.
- Johnson has climbed into the top four of UCF's assists and steals career leaderboard, sitting fourth and third, respectively.
- 7 STEALS:** Snatched seven steals against California Baptist (Dec. 1), tying a career-high and tying the most by any NCAA D-I player this season. It was four steals short of tying the program record and stands in a tie for seventh in a single UCF game. Last season, Johnson finished last season 18th in the nation and second in the Big 12 in steals p/gm at 2.21 p/gm and is averaging 3.09 so far this season, good enough to rank third in the nation.
- STEALS PACING:** At 34 steals through nine games in 2024-25 (3.09 p/gm), Johnson is on pace to add an additional 62 steals, which would give him 96 at the end of the regular season. That would be the third most in a season in UCF history (record is 110 by Jerry Prather in 1977-78) and be the record for most in UCF's D-I era (record is 73 by Johnson in 2023-24).
- 8 THREES:** Johnson went 8-for-10 from the three-point arc against Milwaukee (Nov. 27), making eight of UCF's 11 triples that night, helping the team to a 45.8% clip from long-range. At the time of achieving the feat, Johnson was tied for the most made threes in game for a Power 4 team this season. The eight triples lifted Johnson to his best scoring performance in his career at Addition Financial Arena, scoring 28 points, the fourth most in a single game in his career. A player has made eight or more three-pointers just one other time in head coach Johnny Dawkins' UCF career when Matt Williams had 11 triples against South Florida on Jan. 17, 2017. Eight made threes tied the second most in a single game in program history.
- STRONG START:** Johnson has made four or more three-pointers in four of UCF's 11 games thus far, shooting a remarkable 46.2% from beyond. Johnson improved 12.5% from beyond in 2023-24 compared to his 2022-23 clip. In addition to his great shooting, he has 46 assists, ranking seventh in the Big 12.

### JORDAN IVY-CURRY BRINGING THE JUICE

- Transfer guard Jordan Ivy-Curry, who goes by the nickname Juice, has brought plenty of energy to UCF's offense.
- He has scored double-digit points in every game thus far, including a season high 22 points against Florida Atlantic on Nov. 12.
- His 11 straight games with double digits to start his UCF career is just one shy of his teammate, Jaylin Sellers, who had 12 straight games with double-digit points last season to begin his Knights career. The last newcomer to top a dozen double-digit games at the start of their UCF career was Aubrey Dawkins who scored 10 or more points in 18 straight contests to begin his 2018-19 season, one that ended with the Knights in the NCAA Tournament.
- Ivy-Curry's first four games saw him tally at least 15 points and a trio of assists. He's had three or more assists in seven of UCF's 11 games thus far, including a pair of five-assist performances.
- Ivy-Curry sunk 23 of 25 free throws to start the year and currently ranks sixth in the Big 12 in free throw percentage.

### KEYSHAWN IS KEY

- Transfer guard/forward Keyshawn Hall has shown he can do it all early in the season for UCF.
- Hall has four 20+ point games and scored double-digit points in all but two games this season.
- He tallied back-to-back 20+ point outings prior to going to the Greenbrier Tip-Off, scoring 26 against Florida Atlantic (Nov. 12) and 20 vs. Tennessee Tech (Nov. 19). He's accomplished the feat before, piecing together four straight 20+ point outings from Feb. 3-Feb. 13, 2024 while at George Mason. He tallied 25 at UMass, 20 vs. Loyola Chicago, 25 at Davidson, and 20 vs. George Washington on that run.
- Hall has a pair of double-doubles so far this season. The first was his second outing with UCF, scoring 14 points with 12 rebounds against Purdue Fort Wayne while his second saw him drain 21 points and haul in 10 rebounds against LSU at The Greenbrier.

### TURNOVER TIME

- The Knights are averaging 14.82 forced turnovers per game this season, continuing a trend from the last three seasons of UCF forcing north of 14 turnovers per game, including a 14.21 clip last season and a 14.82 mark in 2022-23, the highest during the Dawkins era.
- UCF's defense ranks in the top 75 in turnover percentage according to KenPom with a 20.2% clip which indicates that about one of every five Knight possessions stemmed from a turnover. The Knights finished ranked 29th last season after recording a 20.4% mark.
- A big part of the high turnovers forced mark has been steals, as the Knights have snatched 8.7 steals per game, a mark that ranks 55th in the country and fifth in the Big 12. UCF averaged 8.7 steals per game last season, ranking 22nd in D-I.
- The Black and Gold forced 23 turnovers against Tarleton St., the first time forcing 20+ in a game this season. UCF accomplished the feat four times last year, the most in any season under Dawkins. UCF has forced 20+ turnovers 15 times under Dawkins.

### DEFENDING DECEMBER

- UCF is 42-12 in the month of December under Johnny Dawkins, never losing more than two games in any December while he has been at the helm. Two of Dawkins' five victories over top-25 teams at UCF have come in December.
- The Black and Gold are 32-4 at home in December during Dawkins' tenure.
- The Knights have averaged 72.7 points per game in December under Dawkins while holding foes to just 61.4 points per game, a double-digit margin of 11.3 points per contest.

### BEATING FLORIDA FOES

- UCF has found success against in-state opponents under head coach Johnny Dawkins, going 28-11 against teams from Florida since his arrival. UCF added two tallies to the win column this season with the 100-94 win over Florida Atlantic on Nov. 12 and the 86-66 victory over Jacksonville on Dec. 21.
- The Knights have topped Florida, Florida State, Miami, South Florida, Stetson, FIU, Jacksonville, Bethune-Cookman and Florida A&M during Johnny Dawkins' tenure as UCF's head coach and added Florida Atlantic to that list this season.

### DEEBO DOMINATES ORANGE BOWL

- Dallan "Deebo" Coleman had his best showing as a Knight in the AutoNation Orange Bowl Basketball Classic vs. Tulsa on Dec. 14, tallying a season-high 20 points on 6-of-8 shooting along with tying his career-best in rebounds with nine.
- Coleman was named MVP of the game, joining Marcus Jordan on the Orange Bowl's MVP list; Jordan had 23 points vs. Miami back on Dec. 18, 2010 in an 84-78 UCF win. The Knights' victory this season was the second in UCF's three times at the





## BIG 12 CONFERENCE



Standings		Big 12		Overall					
School	W-L	Pct.	W-L	Pct.	H	A	N	v. T25	Streak
Cincinnati	0-0	-	10-1	.909	7-0	2-1	1-0	1-0	W4
Iowa State	0-0	-	10-1	.909	7-0	1-0	2-1	1-1	W7
BYU	0-0	-	9-2	.818	7-0	0-1	2-1	0-1	W3
Arizona State	0-0	-	9-2	.818	4-0	0-1	5-1	0-2	W1
UCF	0-0	-	9-2	.818	8-0	0-0	1-2	1-1	W5
Colorado	0-0	-	9-2	.818	8-0	0-0	1-2	1-1	W4
Kansas	0-0	-	9-2	.818	7-0	0-2	2-0	2-0	W2
Texas Tech	0-0	-	9-2	.818	8-0	0-0	1-2	0-1	W2
West Virginia	0-0	-	9-2	.818	7-0	0-1	2-1	2-0	W5
Baylor	0-0	-	8-3	.727	6-0	0-2	2-1	2-3	W3
Houston	0-0	-	8-3	.727	7-0	0-0	1-3	0-2	W4
Oklahoma State	0-0	-	8-3	.727	5-0	2-0	1-3	0-1	W2
Utah	0-0	-	8-3	.727	8-1	0-0	0-2	0-0	L1
TCU	0-0	-	7-4	.636	7-0	0-1	0-3	0-0	W2
Arizona	0-0	-	6-5	.545	5-1	0-1	1-3	0-2	W2
Kansas State	0-0	-	6-5	.545	4-2	0-1	2-1	0-0	L2

Standings updated through nonconference play (Fri., Dec. 27)

### Preseason Coaches Poll

1. Kansas (9).....	215
2. Houston (5).....	211
3. Iowa State (1).....	194
4. Baylor.....	185
5. Arizona (1).....	179
6. Cincinnati.....	140
7. Texas Tech.....	135
8. Kansas State.....	133
9. BYU.....	116
10. TCU.....	90
11. UCF.....	83
12. Arizona State.....	64
13. West Virginia.....	62
14. Oklahoma State.....	46
15. Colorado.....	37
16. Utah.....	30

### Preseason Player of the Year

Hunter Dickinson, Kansas

### Preseason Co-Newcomers of the Year

Jeremy Roach, Baylor  
Coleman Hawkins, Kansas State

### Preseason Freshman of the Year

VJ Edgcombe, Baylor

### Preseason All-Big 12 First Team

Caleb Love, Arizona  
LJ Cryer, Houston  
J'Wan Roberts, Houston  
Tamin Lipsey, Iowa State  
Hunter Dickinson, Kansas (unanimous)

### Preseason All-Big 12 Second Team

Norchad Omier, Baylor  
Jeremy Roach, Baylor  
Keshon Gilbert, Iowa State  
Dajuan Harris, Kansas  
Coleman Hawkins, Kansas State

### Weekly Honors

Week	Player of the Week	Newcomer of the Week
Nov. 11	Hunter Dickinson, Kansas, C, Gr.	Egor Demin, BYU, G, Fr. Zeke Mayo, Kansas, G, Sr. Egor Demin, BYU, G, Fr.
Nov. 18	Hunter Dickinson, Kansas, C, Gr.	Jose Sanon, Arizona State, G, Fr. JT Toppin, Texas Tech, F, So. Tucker DeVries, West Virginia, G/F, Sr.
Nov. 25	Norchad Omier, Baylor, F, 5th	
Dec. 2	Keshon Gilbert, Iowa State, G, Sr. Javon Small, West Virginia, G, Sr.	Joshua Jefferson, Iowa State, F, Jr. Zeke Mayo, Kansas, G, Sr.
Dec. 9	Keshon Gilbert, Iowa State, G, Sr.	Jayden Quintance, Arizona State, F, Fr.
Dec. 16	Hunter Dickinson, Kansas, C, Gr.	
Dec. 23	Darrian Williams, Texas Tech, F, Jr.	
Week 8		
Week 9		
Week 10		
Week 11		
Week 12		
Week 13		
Week 14		
Week 15		
Week 16		

## UCFacts - KNIGHT NOTES (CONT.)

Orange Bowl, with the other appearance being a 68-66 loss to Missouri in 2022 on a buzzer-beating three-pointer.

◆ Coleman was one of four Knights in double figures at this year's Orange Bowl; Jordan Ivy-Curry had 16 points while Moustapha Thiam and Keyshawn Hall had 14. Coleman led the Knights in scoring, rebounds and steals and free throws made on the day.

### PROTECTING HOME COURT, FILLING ADDITION FINANCIAL ARENA

◆ UCF has made a habit of protecting Addition Financial Arena under head coach Johnny Dawkins, going 101-35 at home.  
◆ The Knights are currently on a 11-game winning streak at home against non-conference foes in the regular season dating back to last season where UCF beat Maine, Florida A&M and Bethune-Cookman to wrap up the out-of-league slate.  
◆ Currently, the Knights are on an eight-game home winning-streak, the second longest in the Dawkins era (JD record is 10).  
◆ Dawkins and the Knights have earned six wins against ranked foes on their home floor, with an overall record of 6-9.  
◆ For the second straight campaign, UCF set a record for most season tickets sold. UCF finished its inaugural Big 12 home schedule with all nine contests ranking in the top 20 in highest attended games in Addition Financial Arena's history, including a sellout against Kansas at 9,469 fans. A program record 134,240 fans attended UCF games in 2023-24 across 19 games in The City Beautiful.

### DAWKINS' PERFECT RECORD VS. KANSAS, BILL SELF

◆ With non-conference play wrapping up, UCF's next home game is against Kansas, and the Knights are hoping for a repeat of last season's Big 12 home opener that saw the Black and Gold topple the No. 3 Jayhawks 65-60 on Jan. 10, 2024.  
◆ UCF head coach Johnny Dawkins is a combined 6-0 in meetings against either Kansas or Bill Self, or a combination of both. Separately, he is 4-0 against Kansas in his career, with two wins as a player and two as a coach while also going 4-0 against Bill Self, with two wins as a head coach and two as an assistant. Dawkins is 2-0 as a head coach against Self at KU.  
◆ **Dec. 1, 1985: Duke 92, Kansas 86** - While playing for Duke and Mike Krzyzewski (Coach K), Dawkins, in his senior year, helped lift the Blue Devils over the Jayhawks in the fifth game of the 1985-86 season, played in Madison Square Garden.  
◆ **March 29, 1986: Duke 71, Kansas 67** - Dawkins leads all scorers with 24 points, shooting 11-for-17, in the NCAA Tournament National Semifinal played in Reunion Arena in Dallas, Texas, to send Duke to the championship game.  
◆ **March 14, 1999: Duke 97, Tulsa 56** - As an assistant coach at his alma mater and under Coach K, Dawkins is on staff to beat a Tulsa team with Bill Self at the helm in the second round of the 1999 NCAA Tournament.  
◆ **Nov. 28, 2000: Duke 78, Illinois 77** - At a Greensboro Coliseum neutral site contest, Dawkins again as an assistant helps in lifting his team to a win over a Bill Self led squad, this time as he's piloting a No. 9 Illini squad in a top-10 showdown.  
◆ **March 23, 2014: Stanford 60, Kansas 57** - At the helm of Stanford, Dawkins leads the Cardinal to the Sweet 16 of the 2014 NCAA Tournament as a No. 10 seed after beating New Mexico and a Bill Self-led Kansas squad to advance. The appearance remains Stanford's most recent run to March Madness.  
◆ **Jan. 10, 2024: UCF 65, Kansas 60** - Dawkins guides UCF to win over Bill Self-led No. 3 Jayhawks in Big 12 home debut.

### TOUGH GAMES AT THE GREENBRIER

◆ UCF left the Greenbrier Tipoff without a victory, falling to No. 19 Wisconsin 86-70 before dropping a triple-overtime heartbreaker to LSU 109-102. The Knights were seeking their third straight in-season tournament victory.  
◆ The Black and Gold had built a 20-point lead against LSU, including carrying a 15-point edge into the halftime locker room. The Tigers shot 50% in the second half to mount the comeback to force overtime, where the two sides eventually played three extra segments for just the sixth time in UCF history. The Knights are now 3-3 in triple overtime games.  
◆ A trio of Knights scored 20 or more points in the loss to LSU, the second time this season UCF has accomplished the feat. Darius Johnson led the way with 25 points and was joined by Keyshawn Hall (21) and Jordan Ivy-Curry (20). Seventeen of Ivy-Curry's points came across all three overtime segments while Hall grabbed a dozen of his points in overtime.  
◆ Johnson compiled eight assists and five steals in the loss; Deebo Coleman also snatched five steals, a career-high.  
◆ UCF won last season's in-season tournament, the Jacksonville Classic, by topping South Dakota State and Charlotte.  
◆ UCF won the Baha Mar Hoops Bahamas Championship during the 2022-23 campaign with a 60-56 overtime victory over Oklahoma State and a 57-50 win over Santa Clara. Coach Dawkins' first tournament victory was during the 2018-19 campaign where the Knights beat Cal St. Fullerton, Saint Joseph's and Western Kentucky at the Myrtle Beach Invitational.

### DJ HITS 1,000 POINTS

◆ Darius Johnson hit the 1,000 career point mark on Nov. 19 against Tennessee Tech, becoming the 21st Knight to score all 1,000 points in a UCF uniform. The last Knight to accomplish the feat was Taclo Fall in 2018-19, finishing his career with 1,160.  
◆ Darius' dad Kelvin and brother Xavier both scored 1,000 points college. Xavier finished his five-year career with 1,452 points after three years with George Mason and two with Southern Ill. Kelvin finished with 1,400 in four years at Richmond.  
◆ Johnson got halfway to 1K just from last year's scoring alone, posting an even 500 points, including 90 over the final four games.  
◆ Johnson now gives UCF a trio of 1,000 point scorers, as he is joined by Jordan Ivy-Curry and Jaylin Sellers.  
◆ As of the start of Big 12 play, UCF is one of six Big 12 schools with a trio of 1,000+ point scorers. The other five schools in the Big 12 that meet the criteria are Arizona, Baylor, Kansas, Oklahoma State, Texas Tech and West Virginia.

### TOUGH AS NAILS: STRENGTH OF SCHEDULE AND THE BIG 12

◆ Prior to the start of start of conference play, 11 Big 12 teams rank in the top 25 for remaining strength of schedule, according to ESPN BPI. The Knights rank among those 11 teams, sitting 23rd in toughest remaining schedule.  
◆ Four of UCF's first six Big 12 league games this season come against preseason AP poll top 10 conference-mates, followed by a stretch of three straight who were in the preseason top 25 during the middle of the campaign.  
◆ The start of the 2024-25 campaign saw UCF's schedule rank 25th in the nation. The Big 12 Conference had eight teams who's schedule ranked among the top 25 toughest at the beginning of the season.  
◆ The Big 12 was the first conference to have at least five teams in the preseason top 10 in the history of the AP Poll, which began releasing a preseason poll in 1961-62. Six Big 12 teams were in the preseason AP Poll, including No. 1 Kansas, No. 4 Houston, No. 5 Iowa State, No. 8 Baylor, No. 10 Arizona and No. 20 Cincinnati.  
◆ The Big 12 has led all conferences in average NET ranking in four consecutive seasons and has been the top ranked Conference in NET/RPI (prior to 2019) in nine of the past 11 seasons.  
◆ At the beginning of Big 12 Conference play last season, every Big 12 team occupied the top 14 toughest strength of schedule slots.

### UCF IN THE POLLS

◆ The Knights received votes in both the AP and Coaches polls earlier this season, earning votes in weeks two and three. UCF received 21 points in the week three poll after earning 20 and 17 in the AP and Coaches, respectively, in week two.  
◆ Week three of the 2024-25 campaign was the 33rd week in UCF's history that the program was either ranked or receiving votes. Prior the week two poll, UCF hadn't been voted for since Dec. 28, 2020. The last time the Knights were ranked was at No. 25 on March 4, 2019.  
◆ The votes came off the heels of opening the season with a ranked win over No. 13/15 Texas A&M and starting the season 3-0.

### SOARING ABOVE THE OWLS

◆ UCF picked up a win over in-state foe Florida Atlantic, reaching the century mark in points scored in a 100-94 victory.  
◆ The win marked the first time UCF has hit 100 points since a 107-104 double overtime win over Memphis on Jan. 11, 2023. It was the first time since March 7, 2014 that the Knights accomplished the feat in regulation, beating Houston 104-83.  
◆ The Black and Gold were able to reach the 100-point threshold thanks to a trio of 20+ point scorers. Keyshawn Hall led the

## POLLS &amp; RANKINGS

AP POLL				COACHES POLL			
Week 8 - Dec. 23				Week 8 - Dec. 23			
Rk.	Team (1st Votes)	Record	Pts.	Rk.	Team (1st Votes)	Record	Pts.
1	Tennessee (41)	11-0	1528	1	Tennessee (20)	11-0	764
2	Auburn (21)	11-1	1505	2	Auburn (11)	11-1	746
3	<b>Iowa State</b>	<b>10-1</b>	<b>1415</b>	3	<b>Iowa State</b>	<b>10-1</b>	<b>706</b>
4	Duke	10-2	1344	4	Duke	10-2	659
5	Alabama	10-2	1258	5	Florida	12-0	649
6	Florida	12-0	1239	6	Alabama	10-2	620
7	<b>Kansas</b>	<b>9-2</b>	<b>1097</b>	7	<b>Kansas</b>	<b>9-2</b>	<b>531</b>
8	Marquette	11-2	1038	8	Marquette	11-2	529
9	Oregon	11-1	970	9	Oregon	11-1	484
10	Kentucky	10-2	959	10	Kentucky	10-2	476
11	UConn	10-3	903	11	Oklahoma	12-0	412
12	Oklahoma	12-0	850	12	<b>Houston</b>	<b>8-3</b>	<b>406</b>
13	<b>Texas A&amp;M</b>	<b>10-2</b>	<b>811</b>	13	<b>Texas A&amp;M</b>	<b>10-2</b>	<b>405</b>
14	Gonzaga	9-3	757	14	UConn	10-3	395
15	<b>Houston</b>	<b>8-3</b>	<b>615</b>	15	Gonzaga	9-3	327
16	Ole Miss	11-1	506	16	Ole Miss	11-1	261
17	<b>Cincinnati</b>	<b>10-1</b>	<b>494</b>	17	<b>Cincinnati</b>	<b>10-1</b>	<b>252</b>
18	Michigan State	10-2	426	18	Michigan State	10-2	233
19	Mississippi State	11-1	423	19	Mississippi State	11-1	196
20	San Diego State	8-2	319	20	San Diego State	8-2	148
21	Purdue	8-4	270	21	UCLA	10-2	128
22	UCLA	10-2	246	22	Illinois	8-3	86
23	Arkansas	10-2	158	23	<b>Baylor</b>	<b>7-3</b>	<b>83</b>
24	Illinois	8-3	135	24	St. John's	10-2	82
25	<b>Baylor</b>	<b>7-3</b>	<b>123</b>	25	Purdue	8-4	73

**RECEIVING VOTES:** Maryland 119, Dayton 108, Drake 91, St. John's 90, Memphis 65, Michigan 50, Georgia 45, Pittsburgh 27, **West Virginia 26**, Missouri 25, Ohio St. 23, North Carolina 20, Clemson 18, **Arizona St. 13**, Utah St. 9, **Wisconsin 9**, Indiana 8, **Texas Tech 8**, St. Bonaventure 4, Penn St. 3

**RECEIVING VOTES:** Maryland 65; Michigan 52; Drake 51; Arkansas 51; Georgia 42; Clemson 40; Dayton 28; Memphis 25; Pittsburgh 22; Utah State 14; **Texas Tech 9**; **Wisconsin 7**; North Carolina 6; Missouri 6; West Virginia 5; Penn State 1

\* UCF opponents listed in bold italics.

## UCF WEEK-BY-WEEK

	AP	COACHES	NET	ESPN BPI	KENPOM	RECORD
Preseason	NR	NR	-	52	66	0-0
Week 2	RV	RV	-	56	63	2-0
Week 3	RV	RV	-	53	57	3-0
Week 4	NR	NR	-	69	80	4-2
Week 5	NR	NR	84	72	76	6-2
Week 6	NR	NR	91	74	84	7-2
Week 7	NR	NR	90	73	80	8-2
Week 8	NR	NR	80	70	75	9-2
Week 9	-	-	-	-	-	-
Week 10	-	-	-	-	-	-
Week 11	-	-	-	-	-	-
Week 12	-	-	-	-	-	-
Week 13	-	-	-	-	-	-
Week 14	-	-	-	-	-	-
Week 15	-	-	-	-	-	-
Week 16	-	-	-	-	-	-
Week 17	-	-	-	-	-	-
Week 18	-	-	-	-	-	-
Week 19	-	-	-	-	-	-
Week 20	-	-	-	-	-	-

All rankings are updated on Monday of each respective week. First NET rankings debuted in Week 5 (Dec. 2)

## UCFacts - KNIGHT NOTES (CONT.)

way with 26 points and was joined by Jordan Ivy-Curry with 22 and Darius Johnson with 21. The last time the Knights had three 20+ point scorers was at No. 15 Florida State on Dec. 19, 2020 when Brandon Mahan had 52 points, Isaiah Adams had 22 and Darin Green Jr. had 20. UCF was also victorious in that contest, beating the Seminoles 86-74 in Tallahassee.

♦ UCF shot 53.3% from the floor, the first time recording a 50% or greater clip since Feb. 13, 2024 at #19/17 BYU (50.7%).

## MARCHING PAST THE MASTODONS

- ♦ The Knights earned a 2-0 start to the year with a 75-68 victory over Purdue Fort Wayne
- ♦ UCF started the contest by missing its first nine shots, including four from long range. However, the Knights' defense was on lockdown, only surrendering three points over the first six minutes. That defense later showed up again, forcing Purdue Fort Wayne to miss nine of its last 10 shots to help secure the victory.
- ♦ Jordan Ivy-Curry led the Knights in scoring with 18 points and boasts a pair of 15+ point, three assist games to start '24-'25
- ♦ Keyshawn Hall had the first UCF double-double of the season and 10th of his career, scoring 14 points with 12 rebounds

## FRESHMAN HOSTS BLOCK PARTY ON OPENING KNIGHT

- ♦ Moustapha Thiam made a big impression in game one of his collegiate career, swatting aside six shots in 22 minutes
- ♦ His six blocks were the most by a UCF freshman since Tacko Fall had half a dozen back on Dec. 12, 2015 against Florida Atlantic and the most by a Knight since Omar Payne had six at West Virginia on Feb. 20, 2024
- ♦ Thiam's six blocks led to 10 total for UCF in the defeat of No. 13 Texas A&M. Last season, UCF only tallied 10 blocks twice

## OPENING KNIGHT WIN OVER #13/15 TEXAS A&amp;M

- ♦ UCF erased an 11-point deficit with seven minutes to go to come from behind to beat No. 13/15 Texas A&M 64-61
- ♦ The ranked victory was the 11th in program history and the ninth under head coach Johnny Dawkins' tenure
- ♦ Texas A&M was the third ranked opponent UCF has played on opening night in the program's D-I history, joining tilts against No. 16 Florida State (11/25/88) and No. 25 Miami (11/19/99). Neither of those resulted in a win.
- ♦ The matchup against the Aggies was the eighth time in head coach Johnny Dawkins' nine seasons that UCF had scheduled at least one SEC foe, with the potential to play another (LSU) at the Greenbrier Tip-Off. If the Knights do meet the Tigers, it would be the fourth time under Dawkins playing two SEC opponents. With the win against the Aggies, he has now compiled six wins against SEC teams during his UCF tenure.
- ♦ Rookie Moustapha Thiam recorded six blocks in the contest, the most by a freshman since Tacko fall had half a dozen back on Dec. 12, 2015 against Florida Atlantic.
- ♦ UCF missed its first eight shots against the Aggies, including six from three-point range.

## BRACKETOLOGY

- ♦ According to Joe Lunardi's bracketology (published on Dec. 24), UCF is scheduled to play or has already played 12 teams projected to be in the NCAA Tournament field of 68 or listed as first four out or next four out.
- ♦ UCF was listed as the third team out of the NCAA Tournament field in the Nov. 19 bracketology release.
- ♦ The 12 teams listed in the field of 68 or just outside make up 14 games on UCF's schedule. They are, Iowa State (1-seed, two matchups), Kansas (3-seed, two matchups), Houston (4-seed), Texas A&M (4-seed; W, 64-61), Baylor (6 seed), Cincinnati (7-seed), Wisconsin (8-seed; L, 86-70) Texas Tech, West Virginia (9-seeds), Arizona State (11-seed, Last Four Byes), BYU (First Four Out), and LSU (Next Four Out; L, 109-102, 30T).
- ♦ UCF faced 10 teams that made the NCAA Tournament last season. They are Houston (1-seed), Iowa State (2-seed), Baylor (3-seed), Kansas (4-seed), BYU (6-seed), Texas Tech (6-seed), Texas (7-seed), TCU (9-seed), South Dakota St. (15-seed) and Stetson (16-seed).
- ♦ A total of 12 teams that made last season's NCAA Tournament were on UCF's slate to begin the campaign.

## DARIUS JOHNSON, JAYLIN SELLERS LEAD RETURNERS

- ♦ The Knights rank sixth in the Big 12 in returning points percentage, as UCF's group of scholarship returners were responsible for 46.9% of the Black and Gold's points last season. The four scholarship returners are Jaylin Sellers (15.9 PPG last season), Darius Johnson (15.2 PPG), Tyler Hendricks (2.6 PPG) and Nils Machowski (2.0 PPG)
- ♦ Johnson finished the 2023-24 campaign on a hot streak, posting 20.8 points per game while shooting 47.8% (33-for-69) from the floor and 60% (18-for-30) from the three-point line. At year's end, he had improved his three-point shooting by 12.5% compared to 2022-23. Two of the games during his five-game hot streak included his first two 30-point performances, posting 33 at TCU on the final day of the regular season and 32 against BYU in the second round of the Big 12 Conference Championship. Johnson finished the campaign sitting seventh in steals and eighth in assists at UCF. He finished last season ranked 18th in the nation and second in the Big 12 in steals per game at 2.21 per contest.
- ♦ Despite Johnson's fantastic finish to the year, it was Sellers who led the team in scoring throughout the entirety of the season, recording a career-best 15.9 points per game. Sellers led the Big 12 in scoring from Nov. 27-Dec. 18 and earned a nod as the Big 12's Newcomer of the Week during that time. He scored 15 points or more in UCF's first eight games of 2023-24 and went on to have seven 20-point games, which was more than he had in his first two collegiate seasons combined.
- ♦ Both Johnson and Sellers were named to the All-Big 12 Honorable Mention list at year's end.

## BIG 12 CONFERENCE TEAMS IN NATIONAL POLLS

Week	Arizona	Arizona St.	Baylor	BYU	UCF	Cincinnati	Colorado	Houston	Iowa St.	Kansas	K-State	Oklahoma St.	TCU	Texas Tech	West Virginia	Utah
Preseason	10/9	RV/-	8/8	RV/RV	-	20/20	-	4/4	5/6	1/1	RV/RV	-	-	RV/RV	-	-
Week 2	9/8	RV/-	12/14	RV/RV	RV/RV	17/17	-	8/10	7/7	1/1	RV/RV	-	-	RV/RV	-	-
Week 3	17/17	RV/-	13/15	RV/RV	RV/RV	18/16	-	7/7	5/5	1/1	RV/-	-	-	RV/22	-	-
Week 4	24/23	RV/-	17/18	RV/RV	-	16/14	-	6/7	5/5	1/1	-	-	-	RV/RV	-	-
Week 5	-/RV	RV/RV	15/16	RV/RV	-	14/14	-	17/18	6/5	1/1	-	-	-	RV/RV	RV/RV	-
Week 6	-	RV/RV	RV/25	-	-	22/23	-	15/13	3/3	10/10	-	-	-	-/RV	RV/RV	-
Week 7	-	RV/-	RV/RV	-	-	19/20	-	15/12	3/3	8/8	-	RV/-	-	-/RV	RV/RV	-
Week 8	-	RV/-	25/23	-	-	17/17	-	15/12	3/3	7/7	-	-	-	RV/RV	RV/RV	-
Week 9	-	-	-	-	-	-	-	-	-	-	-	-	-	-	-	-
Week 10	-	-	-	-	-	-	-	-	-	-	-	-	-	-	-	-
Week 11	-	-	-	-	-	-	-	-	-	-	-	-	-	-	-	-
Week 12	-	-	-	-	-	-	-	-	-	-	-	-	-	-	-	-
Week 13	-	-	-	-	-	-	-	-	-	-	-	-	-	-	-	-
Week 14	-	-	-	-	-	-	-	-	-	-	-	-	-	-	-	-
Week 15	-	-	-	-	-	-	-	-	-	-	-	-	-	-	-	-
Week 16	-	-	-	-	-	-	-	-	-	-	-	-	-	-	-	-
Week 17	-	-	-	-	-	-	-	-	-	-	-	-	-	-	-	-
Week 18	-	-	-	-	-	-	-	-	-	-	-	-	-	-	-	-
Week 19	-	-	-	-	-	-	-	-	-	-	-	-	-	-	-	-
Week 20	-	-	-	-	-	-	-	-	-	-	-	-	-	-	-	-

Rankings are listed as AP/USA Today



## HISTORY VS. RANKED OPPONENTS

### UCF vs. Ranked Opponents (11-65)

Date	AP / Coaches Rk.	Opponent	Result
11/22/24	19 / 25	vs. Wisconsin	L, 86-70
11/4/24	13 / 15	Texas A&M	W, 64-61
3/13/24	20 / 21	vs. BYU	L, 87-73
3/6/24	1 / 1	Houston	L, 67-59
3/2/24	8 / 6	Iowa State	L, 60-52
2/24/24	23 / 23	Texas Tech	W, 75-61
2/13/24	19 / 17	at BYU	L, 90-88
2/10/24	23 / 23	at Texas Tech	L, 66-59
2/3/24	23 / 24	Oklahoma	W, 74-63
1/31/24	18 / 18	Baylor	L, 77-69
1/20/24	5 / 5	at Houston	L, 57-42
1/13/24	18 / 17	BYU	L, 63-58
1/10/24	3 / 3	Kansas	W, 65-60
11/10/23	13 / 13	at Miami	L, 88-72
1/25/23	3 / 3	Houston	L, 82-71
12/31/22	3 / 3	at Houston	L, 71-65
2/17/22	14 / 15	at Houston	L, 70-52
1/29/22	7 / 9	Houston	L, 63-49
12/1/21	21 / 20	at Auburn	L, 85-68
1/17/21	11 / 11	at Houston	L, 75-58
12/26/20	6 / 7	vs. Houston	L, 63-54
12/19/20	15 / 15	at Florida State	W, 86-74
3/24/19	1 / 1	vs. Duke	L, 77-76
3/7/19	20 / 19	Cincinnati	W, 58-55
3/2/19	8 / 6	at Houston	W, 67-62
2/21/19	NR / 25	at Cincinnati	L, 60-55
2/7/19	12 / 12	Houston	L, 77-68
3/9/18	21 / 21	vs. Houston	L, 84-56
3/1/18	11 / 11	Wichita State	L, 75-71 (OT)
2/6/18	6 / 6	at Cincinnati	L, 77-40
1/25/18	17 / 16	at Wichita State	L, 81-62
1/16/18	12 / 13	Cincinnati	L, 49-38
12/3/17	24 / NR	at Alabama	W, 65-62
11/24/17	23 / 20	vs. West Virginia	L, 83-45
3/11/17	12 / 15	vs. SMU	L, 70-59
2/26/17	15 / 16	Cincinnati	W, 53-49
2/8/17	11 / 11	at Cincinnati	L, 60-50
11/20/16	3 / 3	vs. Villanova	L, 67-57
1/10/16	15 / NR	at SMU	L, 88-73
3/13/14	13 / 12	vs. Cincinnati	L, 61-58
3/1/14	23 / 24	at SMU	L, 70-55
2/19/14	7 / 9	Cincinnati	L, 77-49
2/12/14	20 / 22	at Memphis	L, 76-70
2/9/14	22 / NR	UConn	L, 75-55
2/1/14	12 / 8	at Louisville	L, 87-70
1/29/14	22 / 22	Memphis	L, 69-59
1/23/14	15 / 16	at Cincinnati	L, 69-51
12/31/13	14 / 10	Louisville	L, 90-65
3/2/13	19 / 17	Memphis	L, 76-67
2/13/13	22 / 25	at Memphis	L, 93-71
11/23/12	7 / 8	at Florida	L, 79-66
11/25/11	4 / 4	vs. UConn	W, 68-63
11/14/11	25 / 24	at Florida State	L, 73-50
12/1/10	18 / 16	vs. Florida	* W, 57-54
1/5/10	14 / 16	at Ole Miss	L, 84-56
12/20/09	14 / 14	at UConn	L, 60-51
2/9/08	1 / 1	at Memphis	L, 85-64
11/23/07	18 / 20	vs. Kansas State	L, 73-71 (OT)
11/22/07	20 / 19	vs. Villanova	L, 76-68
1/31/07	11 / 12	Memphis	L, 87-65
1/28/06	3 / 3	at Memphis	L, 94-61
1/3/06	19 / 21	at Kentucky	L, 59-51
12/3/05	11 / 11	at Florida	L, 80-47
3/18/05	13 / 14	vs. UConn	L, 77-71
3/19/04	9 / 8	vs. Pittsburgh	L, 53-44
12/4/03	2 / 2	vs. Florida	L, 59-39
12/12/02	25 / NR	Coll. of Charleston	W, 82-64
11/19/99	25 / 24	Miami	L, 81-54
11/21/98	7 / 9	at Michigan State	L, 87-64
3/14/96	1 / 2	vs. UMass	L, 92-70
12/19/95	18 / 19	at Georgia	L, 103-54
3/17/94	3 / 5	vs. Purdue	L, 98-67
12/7/91	5 / 5	at North Carolina	L, 101-72
12/2/89	12 / 10	at North Carolina	L, 92-42
12/28/88	10 / 12	vs. Florida State	L, 97-64
11/25/88	17 / 18	at Florida State	L, 133-79
11/27/84	17 / NR	at Arkansas	L, 59-45

\*indicates win vacated by the NCAA, not counted towards total record

Overall record indicates combined AP and Coaches record even if opponent wasn't ranked in both polls

### Record Breakdown vs. Ranked Teams

No. 1	Top 5	Top 10	Top 25
0-4	2-12	3-21	11-65*
Home	Away	Neutral	
7-16	3-32	1-17*	

\*indicates win vacated by the NCAA (12/1/00) already subtracted from total W-L count

Records from each No. 1 Top 5, 10 and 25 are added and represented in the following column. Don't add each respective column!

## UCFacts - KNIGHT NOTES (CONT.)

### NEW KNIGHTS

- UCF has 11 newcomers on this year's roster, nine of which are transfers. The Knights are one of 42 schools with 11 or more new additions to this year's roster.
- UCF's newcomers that played last season equal 57.9 points per gm., led by Jordan Ivy-Curry's 17.1 and Keyshawn Hall's 16.6.
- Jordan Ivy-Curry is the lone first year on this year's roster after spending three years at UTSA and one at Pacific. He's tallied 1,178 career points, averaging 11.7 PPG over his career and a remarkable 17.1 last season.
- Dallan 'Deebo' Coleman and Benny Williams are senior transfers, coming from Georgia Tech and Syracuse, respectively. Coleman brings a career three-point mark of 35.4% to Orlando, along with an average of 7.3 PPG while Williams was 40% from the floor, scoring 5.4 PPG last year.
- UCF had a trio of juniors join the team this offseason. Keyshawn Hall had a breakout year with George Mason last season, shooting 47.4% from the field while averaging 16.6 PPG and earning an NABC First Team All-District nod. Rokas Jocius proved to be a versatile forward for La Salle last season, averaging 8.5 points and 5.4 rebounds while shooting 56.1% from the floor and 38.5% from beyond the arc. Seven-foot center Elijah Hulsewe played 30 games for Bethune-Cookman last season, starting 13 while posting 4.4 points and 4.0 rebounds per contest.
- Mike Williams and JJ Taylor are a pair of underclassmen transfers, both from Memphis, who were four-star recruits out of high school. Taylor saw action in three games while Mike utilized his redshirt. Dior Johnson, another underclassman transfer, redshirted his freshman year at Pittsburgh before posting 29.7 PPG at Clarendon College.
- Freshmen Moustapha Thiam and Cameron Simpson make up the two high school recruits on the roster. Thiam became the highest ranked recruit and first five-star in program history and was listed as the No. 1 center and No. 14 overall in the class of 2025 before reclassifying. He has gained nearly 20 pounds since arriving at UCF. Simpson scored north of a dozen points per game in each season of his high school career.

### RECORD NUMBER OF RANKED FOES BEAT

- Last season, the Knights accomplished a feat for the first time in program history, beating three ranked opponents in a single campaign. The Knights earned victories over No. 3/3 Kansas, No. 23/24 Oklahoma and No. 23/23 Texas Tech on the 2023-24 campaign. Prior to last season, the Knights had beaten multiple ranked opponents in the same campaign just once, topping No. 6 Houston on the road and beating No. 19 Cincinnati in Orlando in 2018-19. The year ended with UCF making an NCAA Tournament appearance.

### RANKED MATCHUPS RECORD

- UCF had 12 meetings with ranked opponents during the 2023-24 campaign, a program record in a single season. Of the dozen matchups against ranked foes, 10 were in Big 12 play. The Knights snatched wins against No. 3 Kansas, No. 23/24 Oklahoma and No. 23 Texas Tech, representing the most ranked wins in a single campaign in program history. While not ranked, TCU finished UCF's regular season schedule and were receiving votes in the coaches poll.
- The 12 contests against top-25 foes topped the nine games against ranked opponents during the 2013-14 campaign. Other years with a high number of ranked foes include seven in 2017-18 and five in the 2018-19 season.
- UCF snapped its streak of eight straight losses to ranked foes with the 65-60 win over No. 3 Kansas on Jan. 10; the most recent win before that was an 86-74 win in Tallahassee over No. 15 Florida State on Dec. 19, 2020.

### DEFENSE IS A HABIT

- UCF teams under Dawkins have traditionally been outstanding defensively, finishing ranked in the top 50 nationally in scoring defense in four of his eight seasons, including two top 10 finishes, finishing sixth in 2016-17 and third in 2017-18.
- The Knights' defense ranked 21st and 22nd nationally according to KenPom and ESPN BPI, respectively.
- The Knights have never finished a season under Dawkins with opponents averaging north of 70 points.
- Since Dawkins' first season as the Knights' head coach in 2016-17, UCF has improved upon their steals per game each season, averaging 4.0 that first campaign to 8.7 at the end of the 2023-24 slate.

### POSTSEASON PUSHES

- Under head coach Johnny Dawkins, the Knights have made a postseason appearance in four of his eight seasons, including two consecutive NIT berths, an unprecedented stretch in Knights' hoops history.
- UCF experienced immediate postseason success by making the NIT in the first year under Dawkins' new leadership, reaching the NIT Semifinal in Madison Square Garden in 2016-17.
- The Black and Gold returned to the NCAA Tournament for the first time since 2005 when they earned an at-large bid into the 2019 bracket as a No. 9 seed. Dawkins led the Knights to their first NCAA Tournament victory in program history, beating VCU 73-58 in the first round. The Black and Gold were narrowly defeated in the next round, falling to top-seeded Duke 77-76.
- UCF returned to the postseason by making the NIT in 2022-23 and earning a first round victory over in-state foe Florida. The Knights were the only team to hold Florida below 50 points during 2022-23 while the 49 Gator points were the least they've scored at home since Jan. 13, 1962 when they beat Auburn 45-40.
- The Black and Gold earned a spot in the 2024 NIT bracket as a No. 4 seed in their second straight trip to the tournament.
- The Knights have been to five NCAA DI Tournaments and four NITs, totaling 10 postseason appearances (one CBI).

### COACH DAWKINS - ONE OF ONE

- UCF's Johnny Dawkins is the only active head coach in college basketball that is a member of the Naismith Memorial Basketball Hall of Fame for his efforts as a player. He is joined by Danny Manning who is also in the hall, but is currently an assistant coach at Colorado. Dawkins is one of 30 players in the hall that have later gone on to be a coach.
- Dawkins is one of two Big 12 Conference head coaches to play in the NBA, with Bobby Hurley of Arizona State being the other. Dawkins is one of nine Power Four and Big East coaches to have played in the NBA. Of the nine coaches, Dawkins had the third-highest career scoring average at 11.1 points per game.
- Dawkins is one of four Power Four and Big East coaches that was named an All-American as a college basketball player and is a current college basketball head coach; he is the only one of the group to be named an All-American twice.
- Dawkins was honored as the Naismith College Player of the Year in 1986 and is the only current head coach in NCAA Division I who has won the award. There are two former winners of the honor that served as head coaches as Patrick Ewing (1985 winner) was the Georgetown head coach from 2017-2023 while Danny Manning (1988 winner) was the head coach at Tulsa from 2012-14 and Wake Forest from 2014-20 and is now an assistant coach at Colorado.

### DAWKINS ERA AT UCF

- Dawkins has continued to rewrite UCF's history books, as he is responsible for nine of UCF's 11 total wins over ranked opponents. Prior to his arrival, the program had won two total games against ranked foes from 1984-2016.
- UCF had never won two games against ranked teams in a single season until Dawkins accomplished the feat twice. It first happened during the 2018-19 campaign, taking down No. 6 Houston and then No. 19 Cincinnati in Orlando in a span of five days in March. The Knights had three wins over top-25 foes in 2023-24, beating No. 3 Kansas in January while topping No. 23 Oklahoma and No. 23 Texas Tech in February.
- Johnny Dawkins picked up win No. 100 as UCF's head coach in the Knights' win over N.C. A&T on Dec. 11, 2022, becoming just the third coach in UCF history to reach the milestone. He picked up his 150th victory at UCF less than two calendar years later, earning a 75-68 win over Purdue Fort Wayne on Nov. 8, 2024. Dawkins has over a .590 win percentage since starting



## FEAR THE FRONDS

**"The Most Florida Free Throw Distraction"**

A storm, in multiple senses of the word, created a new tradition for Knight Nation in attendance at UCF men's basketball games. The legend goes that the night prior to the Black and Gold's first home conference game as a member of the Big 12, a massive storm rolled through campus. The wind blew down plenty of palm fronds across campus, and students picked them up and brought them into the game to use as a free throw distraction. It ended up working, as No. 3 Kansas shot just 6-for-11 from the free throw stripe in the second half in front of the student section. The fronds gave UCF that extra edge to top the Jayhawks 65-60, winning by as many points as Kansas had missed second half free throws.

Now, that's not exactly how one of college basketball's newest traditions was born. UCF's Brand Experience team wanted to create a unique experience for the team's first season in the Big 12. Director of brand experience **Tim Connor (UCF alumnus 2017)** and assistant director of brand experience **Lexi Campagna (UCF alumna 2022)** created and executed the idea. Knight Nation immediately took to the new tradition and the country took notice. The pair were named as one of nine finalists in NACMA's "Best Of" Awards in the People's Choice - Student Engagement category.

As the flagship Big 12 institution in The Sunshine State, nothing says Florida like palm trees. Design elements incorporated on social media, uniforms and even the lane on the court, all included palm trees and fronds. Leaning into that element wound up creating the most Florida free throw distraction imaginable.

Not only was the new free throw distraction perfectly on brand, but it actually worked. The palm fronds caused opponents to miss nearly 10% of their second half free throws in Big 12 play and the postseason. Visiting teams made 75% of their first half free throws while making just 66.4% in the second half, accounting for a total of 44 misses.

As the final buzzer sounded on UCF's upset over No. 3 Kansas, the team's first conference win as a Big 12 member, fans stormed the court with palm fronds in hand. The Knights had topped the highest ranked opponent in program history (previously No. 4 UConn, a 68-63 neutral site win on Nov. 25, 2011).

UCF went on to beat a total of three ranked opponents during the 2023-24 Big 12 slate, all at home in front of the frond-waving faithful. The win against No. 3 Kansas was the first, followed by a 74-63 win over No. 23 Oklahoma on Feb. 3 and a 75-61 triumph over No. 23 Texas Tech on Feb. 24.

The fronds made their return to begin the 2024-25 season, forcing No. 13 Texas A&M to miss six second-half free throws, making way for a 64-61 UCF win on opening night.

## All-Time Misses

67

## 2024-25 Misses

23



## UCFacts - KNIGHT NOTES (CONT.)

- with the Knights in 2016, which is the second best of any UCF coach in program history (Torchy Clark, .754 from 1969-83).
- He has the third-most wins of any UCF coach, trailing only Clark's 274 and Kirk Speraw's 247 from 1993-2010.
- Dawkins was the fastest coach in UCF's D-I era to reach 150 and 100 wins, needing 253 and 162 games to do so, respectively
- Dawkins has started 4-0 three times while with UCF, the best mark to begin a campaign, doing so in the 2024-25, 2021-22 and 2017-18 seasons.
- Dawkins led UCF to its first NIT Final Four (2017), first at-large berth to the NCAA Tournament (2019) and first NCAA Tournament win (2019). Additionally, he led the Knights back to the postseason in 2023, reaching the NIT Second Round.

## UNLUCKY: THE MARGIN WAS SLIM

- KenPom had UCF ranked as the 32nd unluckiest team in the country to finish last season, continuing on a trend that had the Knights as the sixth unluckiest team in the nation in 2022-23.
- The Black and Gold wrapped up 2023-24 with four one-possession losses and 10 total games where they lost by single-digit points. UCF finished the 2022-23 season with six losses decided by a possession and 12 decided by single digits.

## TAYLOR HENDRICKS IN THE ASSOCIATION

- Taylor Hendricks became UCF's first lottery pick and first round selection, as he was drafted by the Utah Jazz with the ninth pick in the 2023 NBA Draft. He became the third Knight selected in the NBA Draft and second in the modern era, joining Jermaine Taylor (2009, Round 2, Pick 32) and Bennie Shaw (1976, Round 9, Pick 146). Hendricks became the fifth Knight to play in the NBA, joining Taylor (Houston, Sacramento), Tacko Fall (Boston, Cleveland), Mark Jones (Orlando) and Matt Williams (Miami).
- The Big 12 Conference has 66 players on NBA rosters as of the beginning of the 2023-24 season. Hendricks is joined on the Jazz by four other alumni from Big 12 institutions; Svi Mykhailiuk (Kansas), Cody Williams (Colorado), Keyonte George (Baylor) and Lauri Markkanen (Arizona).
- Unfortunately, Hendricks suffered a season ending injury in just the third game of the 2024-25 campaign.
- While at UCF, Hendricks shattered the American Athletic Conference record for most rookie of the week honors won, tallying nine with the previous record being six. He was unanimously named to the league's all-freshman team and received a nod to the all-conference second team.
- Hendricks led the team in scoring, averaging 15.1 points per game (515 total points) and also in rebounding, averaging 7.0 boards per contest (257 total rebounds, 80 offensive). He started all 34 of UCF's games, one of two Knights to do so on the 2022-23 roster and played 1,179 minutes, the second most in a single season in program history.
- Hendricks was the only in the country to finish the season with 60+ three pointers, 55+ blocks and 35+ dunks.

## GAME-BY-GAME LEAD/DEFICIT

Date	Opponent	Result	Largest Lead	Largest Deficit	Time Led	Time Trailed	Lead Changes
Nov. 4	#13/15 Texas A&M	W, 64-61	3 (2nd half, 19:43)	11 (2nd half, 7:03)	3:04	35:20	5
Nov. 8	Purdue Fort Wayne	W, 75-68	7 (1st half, 7:51)	6 (1st half, 13:56)	15:13	18:49	5
Nov. 12	Florida Atlantic	W, 100-94	12 (2nd half, 19:31)	11 (1st half, 13:17)	25:43	11:57	3
Nov. 19	Tennessee Tech	W, 80-69	20 (2nd half, 18:41)	1 (1st half, 17:43)	38:12	0:18	2
Nov. 22	vs. #19/25 Wisconsin	L, 86-70	-	23 (2nd half, 8:57)	-	39:04	0
Nov. 24	vs. LSU	L, 109-102 (3OT)	20 (1st half, 2:12)	7 (1st half, 18:17)	33:39	15:05	4
Nov. 27	Milwaukee	W, 84-76	8 (1st half, 6:26)	3 (1st half, 14:27)	31:30	3:22	7
Dec. 1	California Baptist	W, 74-59	18 (2nd half, 5:52)	7 (1st half, 6:54)	27:59	7:47	4
Dec. 8	Tarleton State	W, 66-51	16 (2nd half, 17:24)	5 (1st half, 10:28)	6:47	31:28	2
Dec. 14	vs. Tulsa	W, 88-75	13 (3rd half, 0:19)	6 (1st half, 2:45)	33:17	2:46	4
Dec. 21	Jacksonville	W, 86-66	25 (2nd half, 1:19)	-	37:09	-	0
Dec. 31	at Texas Tech						
Jan. 5	Kansas						
Jan. 8	Colorado						
Jan. 11	at Arizona						
Jan. 14	at Arizona State						
Jan. 18	Houston						
Jan. 21	at Iowa State						
Jan. 25	TCU						
Jan. 28	at Kansas						
Feb. 1	BYU						
Feb. 5	Cincinnati						
Feb. 8	at Baylor						
Feb. 11	Iowa State						
Feb. 15	at Colorado						
Feb. 19	at Oklahoma State						
Feb. 23	Utah						
Feb. 26	Kansas State						
March 1	at TCU						
March 5	Oklahoma State						
March 8	at West Virginia						

## FEAR THE FRONDS TRACKER

Date	Opponent	Result	Opp. 1st Half FTM-FTA	Opp. 2nd Half FTM-FTA	Palm Frond Misses
Nov. 4	#13/15 Texas A&M	W, 64-61	2-for-2 (100%)	6-for-12 (50%)	6
Nov. 8	Purdue Fort Wayne	W, 75-68	2-for-2 (100%)	2-for-5 (40%)	3
Nov. 12	Florida Atlantic	W, 100-94	6-for-9 (66.7%)	16-for-20 (80%)	4
Nov. 19	Tennessee Tech	W, 80-69	6-for-9 (66.7%)	11-for-13 (84.6%)	2
Nov. 27	Milwaukee	W, 84-76	7-for-9 (77.8%)	1-for-5 (20%)	4
Dec. 1	California Baptist	W, 74-59	2-for-2 (100%)	11-for-11 (100%)	0
Dec. 8	Tarleton State	W, 66-51	3-for-7 (42.9%)	1-for-2 (50%)	1
Dec. 21	Jacksonville	W, 86-66	3-for-4 (75%)	11-for-14 (78.6%)	3
Jan. 5	Kansas				
Jan. 8	Colorado				
Jan. 18	Houston				
Jan. 25	TCU				
Feb. 1	BYU				
Feb. 5	Cincinnati				
Feb. 11	Iowa State				
Feb. 23	Utah				
Feb. 26	Kansas State				
Mar. 5	Oklahoma State				
<b>TOTALS</b>			<b>31-for-44 (70.5%)</b>	<b>59-for-82 (72.0%)</b>	<b>23</b>



## DID YOU KNOW?



UCF had its largest margin of victory in a Big 12 Conference game against Texas Tech last season, beating the Red Raiders 75-61 in Orlando. Last season was the Knights' first as members of the Big 12. The two sides split the season series last year as Texas Tech won in Lubbock 66-59.

## RECORD WATCH

### Career Assists at UCF

1. Sinua Phillips (1990-94).....	531
2. Cory Perry (1996-00).....	512
3. Al Miller (1999-03).....	397
<b>4. Darius Johnson (2021-present) .....</b>	<b>367</b>
5. Mike Clark (1969-73).....	361
6. Isaiah Sykes (2010-14).....	336
7. B.J. Taylor (2014-19).....	324
8. Mike O'Donnell (2005-08).....	319
9. Bo Clark (1975-77, 78-80).....	302
10. Darryl Davis (1991-95).....	294

### Career Steals at UCF

1. Jerry Prather (1974-78).....	290
2. Cory Perry (1996-00).....	205
<b>3. Darius Johnson (2021-present) .....</b>	<b>192</b>
4. Isaiah Sykes (2010-14).....	183
5. Ed Smith (1970-74).....	181
6. Sinua Phillips (1990-94).....	179
7. Calvin Lingelbach (1973-77).....	161
8. Ruben Cotton (1979-81).....	149
9. Cleveland Jackson (1977-79).....	142
10. Mike O'Donnell (2005-08).....	140

\* A.J. Rompza (201, 2008-12) 2008-11 statistics vacated due to NCAA

### Career Free Throw Percentage at UCF (min. 100 attempts)

1. Brandon Mahan (2019-22).....	.856 (137-160)
2. Cleveland Jackson (1977-79).....	.838 (224-267)
3. Harry Kennedy (1994-97).....	.833 (183-221)
4. Gerald Jones (1978-80).....	.821 (206-251)
5. Dave Noel (2005-08).....	.812 (242-298)
6. Jason Thornton (1998-02).....	.811 (99-122)
7. Bo Clark (1975-77, 78-80).....	.813 (456-561)
<b>8. Darius Johnson (2021-present) .....</b>	<b>.806 (229-284)</b>
9. Pete Krull (1977-80).....	.797 (141-177)
10. Chris Wallen (1984-88).....	.791 (117-148)
11. Jimmie Ferrell (1980-83).....	.790 (158-200)


### Career Points at UCF

1. Bo Clark (1975-80).....	2,886
...	
15. Brad Traina (1995-99).....	1,218
16. Marcus Jordan (2009-12).....	1,182
Paul Reed (1999-2002).....	1,182
18. Tacko Fall (2015-19).....	1,160
19. Matt Williams (2012-17).....	1,105
<b>20. Darius Johnson (2021-present) .....</b>	<b>1,104</b>
21. Sinua Phillips (1990-94).....	1,028

♦ When all was said and done, Hendricks had shattered UCF rookie records. He finished with the most single-season points (515), scoring average (15.1), rebounds (237), offensive rebounds (80), rebound average (7.0) field goal makes and attempts (184-for-385), free throw makes and attempts (86-for-110) and minutes (1,179), all tops of UCF's freshman leaderboards. He was second in blocks (59), fourth in steals (31) and three-point field-goals (61). He also finished 10th on UCF's all-time three-point percentage list.



## UCF SCORAGAMI - COACH DAWKINS ERA

**What is Scorigami?**

Scorigami is the art of building final scores that have never happened before. The concept was thought of by Jon Bois who sought to find unique scores in NFL history. In this case, we use it to see how often a score or range of points scored occurs, essentially creating a heat map of winning and losing scores under UCF head coach Johnny Dawkins. Each data point is the final score of a UCF game with coach Dawkins at the helm.

**How do I read this chart?**

The winning team's score is along the top (horizontal axis) and the losing team's score is along the left (vertical axis). Scores marked in green have happened, scores in white have not yet happened, scores in black are impossible. The bottom half is all black because the losing team can not score more points than the winning team. The numbers inside the green squares are the amount of times that score has happened. The higher the number in the green square, the more common the score.

**Scoragamis in the 2024-25 Season**

Nov. 8: 75-68, UCF beats Purdue Fort Wayne  
 Nov. 12: 100-94, UCF beats Florida Atlantic  
 Nov. 19: 80-69, UCF beats Tennessee Tech  
 Nov. 22: 86-70, #19 Wisconsin beats UCF  
 Nov. 24: 109-102, LSU beats UCF  
 Nov. 27: 84-76, UCF beats Milwaukee  
 Dec. 8: 66-51, UCF beats Tarleton State  
 Dec. 14: 88-75, UCF beats Tulsa  
 Dec. 21: 86-66, UCF beats Jacksonville

**Most Common Scores in Dawkins Era****Game Result**

Score	Times	Last Occurance	UCF Record
78-65	4	1/23/21, Loss vs. SMU	3-1
65-62	3	11/27/21, Loss vs. Oklahoma	2-1
68-54	3	3/19/23, Loss at Oregon	1-2
72-57	3	12/2/23, Win vs. Lipscomb	3-0
75-61	3	2/24/24, Win vs. #23 Texas Tech	2-1

**Winning Scores**

Score	Times	Last Occurance	UCF Record
77	18	3/12/24, Win vs. Oklahoma St., 77-62	8-10
75	18	11/8/24, Win vs. Purdue Fort Wayne, 75-68	10-8
68	17	1/27/24, Loss at Cincinnati, 68-57	10-7

**Losing Scores**

Score	Times	Last Occurance	UCF Record
65	16	12/31/22, Loss at #3 Houston, 71-65	11-5
62	15	3/12/24, Win vs. Oklahoma St., 77-62	9-6
58	14	1/13/24, Loss vs. #18 BYU, 63-58	8-6
64	13	2/4/23, Loss at Cincinnati, 73-64	10-3



## STAT LEADER/DOUBLE-DOUBLE TRACKER

#	Name	Leading Scorer 24-25 Career	Leading Rebounder 24-25 Career	Assists Leader 24-25 Career	Steals Leader 24-25 Career	Blocks Leader 24-25 Career	10+ Points 24-25 Career	20+ Points 24-25 Career	30+ Points 24-25 Career	10+ Rebounds 24-25 Career	Double-Double Points & Reb. 24-25 Career	Double-Double Points & Ast. 24-25 Career
0	Jordan Ivy-Curry	3 29	2 16	3 23	4 23	- 6	11 67	2 18	- 2	- 2	- 2	- -
1	Mike Williams	- -	- -	- -	- -	- -	- -	- -	- -	- -	- -	- -
2	J.J. Taylor	- -	1 1	- -	- -	- -	2 2	- -	- -	- -	- -	- -
3	Darius Johnson	3 25	1 11	6 58	7 42	1 2	7 57	4 12	- 2	- -	- -	- 3
4	Keyshawn Hall	4 25	4 26	2 7	- 5	2 5	9 35	4 14	- 1	2 12	2 11	- -
5	Benny Williams	- 2	1 10	1 3	- 11	3 8	1 14	- 1	- -	- 3	- 3	- -
6	Dallan 'Deebo' Coleman	1 5	1 1	- 1	2 24	- 7	2 27	1 3	- -	- -	- -	- -
7	Dior Johnson	- -	- -	2 2	1 1	- -	1 1	- -	- -	- -	- -	- -
8	Elijah Hulsewe	- 1	- 8	- -	- -	- 8	- 5	- -	- -	- 2	- 1	- -
11	Cameron Simpson	- -	- -	- -	- -	- -	- -	- -	- -	- -	- -	- -
15	Tyler Hendricks	- -	- -	- -	- -	- -	- -	- -	- -	- -	- -	- -
20	Poohpha Warakulnukroh	- -	- -	- -	- -	- -	- -	- -	- -	- -	- -	- -
22	Nils Machowski	- -	- -	- 2	- 1	1 1	- 2	- -	- -	- -	- -	- -
24	Jaylin Sellers	- 24	- 9	- 3	- 19	- 15	- 58	- 13	- 1	- 3	- 3	- -
35	Rokas Jocius	- -	- 7	- -	- 5	1 25	1 18	- 1	- -	- 4	- 2	- -
52	Moustapha Thiam	- -	2 2	- -	- -	8 8	5 5	- -	- -	- -	- -	- -

## 2024-25 TEAM SUPERLATIVES

UCF High	UCF Low	Category	Opponent High	Opponent Low
25, Jacksonville (2nd, 1:19)	N/A	Largest Lead	23, vs. #19 Wisconsin (2nd, 8:57)	N/A
23, vs. #19 Wisconsin (2nd, 8:57)	N/A	Largest Deficit	25, Jacksonville (2nd, 1:19)	N/A
11, twice, last Florida Atlantic (1st, 13:17)	N/A	Largest Deficit in a Win	20, vs. LSU (1st, 2:12)	N/A
20, last vs. LSU (1st, 2:12)	N/A	Largest Lead in a Loss	11, twice, last Florida Atlantic (1st, 13:17)	N/A
18, Jacksonville	N/A	Largest Halftime Lead	15, vs. #19 Wisconsin	N/A
15, vs. #19 Wisconsin	N/A	Largest Halftime Deficit	18, Jacksonville	N/A
-	N/A	Largest Halftime Deficit Overcome	15, vs. LSU	N/A
20, Jacksonville	3, #13/15 Texas A&M	Largest Margin of Victory	16, vs. #19 Wisconsin	7, vs. LSU
16, vs. #19 Wisconsin	7, vs. LSU	Largest Margin of Defeat	20, Jacksonville	3, #13/15 Texas A&M
102, vs. LSU	64, #13/15 Texas A&M	Points Scored	109, vs. LSU	61, #13/15 Texas A&M
37, vs. LSU	17, #13/15 Texas A&M	Field Goals	38, vs. LSU	21, Tennessee Tech
90, vs. LSU	46, Jacksonville	Field Goals Attempted	88, vs. LSU	56, Jacksonville
58.7%, Jacksonville	34.0%, #13/15 Texas A&M	Field Goal Percentage	48.5%, vs. #19 Wisconsin	35.1%, California Baptist
13, Florida Atlantic	2, twice, last vs. #19 Wisconsin	3-Point Field Goals Made	14, Florida Atlantic	3, Tarleton St.
34, vs. LSU	17, Jacksonville	3-Point Field Goals Attempted	36, vs. LSU	7, Tarleton St.
58.8%, Jacksonville	10%, Purdue Fort Wayne	3-Point Field Goal Percentage	42.9%, twice, last vs. Tulsa	27.6%, Purdue Fort Wayne
26, vs. #19 Wisconsin	11, Tennessee Tech	Free Throws Made	22, Florida Atlantic	4, twice, last Tarleton St.
37, vs. #19 Wisconsin	15, Tennessee Tech	Free Throws Attempted	29, twice, last vs. LSU	7, Purdue Fort Wayne
92.0%, Florida Atlantic	69.2%, California Baptist	Free Throw Percentage	100%, California Baptist	44.4%, Tarleton St.
22, Tennessee Tech	5, Jacksonville	Offensive Rebounds	21, vs. LSU	8, twice, last Jacksonville
30, twice, last vs. LSU	22, vs. Tulsa	Defensive Rebounds	35, vs. LSU	16, Jacksonville
52, Tennessee Tech	31, 3x, last Jacksonville	Total Rebounds	56, vs. LSU	24, Jacksonville
24, vs. LSU	11, Purdue Fort Wayne	Fouls	26, vs. #19 Wisconsin	13, Milwaukee
20, Florida Atlantic	10, vs. #19 Wisconsin	Assists	21, vs. #19 Wisconsin	6, California Baptist
18, Jacksonville	5, vs. Tulsa	Turnovers	23, Tarleton St.	10, Tennessee Tech
23, Tarleton St.	10, Tennessee Tech	Turnovers Forced	18, Jacksonville	5, vs. Tulsa
15, vs. LSU	5, twice, last vs. Tulsa	Steals	12, Jacksonville	4, 3x, last vs. Tulsa
10, #13/15 Texas A&M	0, Tennessee Tech	Blocked Shots	4, twice, last Jacksonville	2, twice, last vs. Tulsa
44, vs. Tulsa	12, Tarleton St.	Points in Paint	50, vs. LSU	20, Tennessee Tech
26, Tarleton St.	4, #13/15 Texas A&M	Points off Turnovers	25, Jacksonville	7, Purdue Fort Wayne
27, Tennessee Tech	5, Milwaukee	2nd Chance Points	19, twice, last vs. LSU	5, Tennessee Tech
21, Tennessee Tech	6, #13/15 Texas A&M	Fast Break Points	25, vs. LSU	4, twice, last California Baptist
30, vs. #19 Wisconsin	12, #13/15 Texas A&M	Bench Points	31, Florida Atlantic	8, Tarleton St.
47, twice, last Jacksonville	29, twice, last Tarleton St.	Points - First Half	46, vs. #19 Wisconsin	21, Tarleton St.
57.7%, Jacksonville	25%, twice, last Tarleton St.	Field Goal Percentage - First Half	51.9%, vs. Tulsa	25%, vs. LSU
54, Florida Atlantic	30, vs. LSU	Points - Second Half	58, Florida Atlantic	30, twice, last Tarleton St.
57.1%, Jacksonville	36.7%, Tennessee Tech	Field Goal Percentage - Second Half	54.8%, Florida Atlantic	30.6%, #13/15 Texas A&M
32, vs. LSU (12 most in 1 period)	-	Points - Overtime	39, vs. LSU (16 most in 1 period)	-
34.6%, vs. LSU	-	Field Goal Percentage - Overtime	57.7%, vs. LSU	-

## TEAM STREAKS

<b>Overall:</b> Won 5	<b>vs. AP Top Five:</b> Lost 2
<b>Home:</b> Won 8	<b>vs. AP Top 10:</b> Lost 3
<b>Away:</b> Won 1	<b>vs. AP Top 25:</b> Lost 1
<b>Neutral:</b> Won 1	<b>vs. Unranked:</b> Won 5
<b>Big 12:</b> Won 1	<b>Game Ends in One Overtime:</b> Won 1
<b>Big 12 Home:</b> Lost 2	<b>Game Ends in Double Overtime:</b> Won 1
<b>Big 12 Away:</b> Won 2	<b>Game Ends in Triple Overtime:</b> Lost 1
<b>Non-Con:</b> Won 5	<b>Leading at Half:</b> Won 5
<b>Non-Con Home:</b> Won 8	<b>Trailing at Half:</b> Lost 4
<b>Non-Con Away:</b> Lost 2	<b>Tied at Half:</b> Research Ongoing
<b>Non-Con Neutral:</b> Won 1	

## OVERTIME INFO

**Overall:** 29-46, Lost 1  
**Under Dawkins:** 6-5  
**Big 12:** 0-0

**Last Any OT Game:** 11/24/24, vs. LSU; Loss 109-102, 3OT  
**Last OT Game:** 11/20/23, vs. Charlotte; Win 74-71, OT  
**Last 2OT Game:** 1/11/23, Memphis; Win 107-104, 2OT  
**Last 3OT Game:** 11/24/24, vs. LSU; Loss 109-102, 3 OT  
**Last 4+OT Game:** Never

## UCF'S RECORD WHEN...

Category	Season	B12	w/Dawkins
Win the tip.....	6-1.....	0-0.....	Research TBD
Lose the tip.....	3-1.....	0-0.....	Research TBD
Home games.....	8-0.....	0-0.....	101-35
Away games.....	0-0.....	0-0.....	37-55
Neutral site games.....	1-2.....	N/A.....	19-15
vs. Top 25 teams.....	1-1.....	0-0.....	9-29
Lead at Halftime.....	8-1.....	0-0.....	119-21
Trail at Halftime.....	0-1.....	0-0.....	34-82
Tied at Halftime.....	1-0.....	0-0.....	4-2
In Overtime.....	0-1.....	0-0.....	6-5
Lead with 10:00 remaining.....	7-1.....	0-0.....	132-16
Trail with 10:00 remaining.....	1-1.....	0-0.....	20-85
Tied with 10:00 remaining.....	1-0.....	0-0.....	5-4
Lead with 5:00 remaining.....	7-1.....	0-0.....	135-8
Trail with 5:00 remaining.....	1-1.....	0-0.....	16-92
Tied with 5:00 remaining.....	1-0.....	0-0.....	6-5
Lead with 2:00 remaining.....	8-1.....	0-0.....	140-7
Trail with 2:00 remaining.....	1-1.....	0-0.....	14-96
Tied with 2:00 remaining.....	0-0.....	0-0.....	3-2
Score Fewer than 50 Points.....	0-0.....	0-0.....	1-9
Score 50-59 Points.....	0-0.....	0-0.....	9-33
Score 60-69 Points.....	2-0.....	0-0.....	42-38
Score 70-79 Points.....	2-1.....	0-0.....	67-20
Score 80-89 Points.....	4-0.....	0-0.....	27-3
Score 90+ Points.....	1-1.....	0-0.....	11-2
Opponent Scores Fewer than 50 Points.....	0-0.....	0-0.....	20-2
Opponent Scores 50-59 Points.....	2-0.....	0-0.....	51-6
Opponent Scores 60-69 Points.....	4-0.....	0-0.....	57-34
Opponent Scores 70-79 Points.....	2-0.....	0-0.....	21-35
Opponent Scores 80-89 Points.....	0-1.....	0-0.....	6-23
Opponent Scores 90+ Points.....	1-1.....	0-0.....	2-5
Shoot Under 30 Percent.....	0-0.....	0-0.....	1-6
Shoot 30-39 Percent.....	2-1.....	0-0.....	24-51
Shoot 40-49 Percent.....	5-1.....	0-0.....	82-44
Shoot 50+ Percent.....	2-0.....	0-0.....	50-4
Opponent Shoots Under 30 Percent.....	0-0.....	0-0.....	15-1
Opponent Shoots 30-39 Percent.....	3-0.....	0-0.....	78-17
Opponent Shoots 40-49 Percent.....	6-2.....	0-0.....	57-67
Opponent Shoots 50+ Percent.....	0-0.....	0-0.....	7-20
Outrebound Opponent.....	6-1.....	0-0.....	114-40
Outrebounded by Opponent.....	3-1.....	0-0.....	33-63
Rebounds equal.....	0-0.....	0-0.....	10-2
Commit fewer turnovers.....	5-2.....	0-0.....	75-38
Commit more turnovers.....	3-0.....	0-0.....	69-56
Turnovers equal.....	1-0.....	0-0.....	13-11
Outscore opponent's bench.....	4-2.....	0-0.....	93-47
Opponent bench scores more.....	5-0.....	0-0.....	62-57
Games Decided by 1-5 Points.....	1-0.....	0-0.....	42-37
Games Decided by 6-10 Points.....	3-1.....	0-0.....	34-26
Games Decided by 11-19 Points.....	4-1.....	0-0.....	49-32
Games Decided by 20+ Points.....	1-0.....	0-0.....	32-10
Wearing white.....	9-1.....	0-0.....	
Wearing black.....	0-1.....	0-0.....	
Wearing Citronauts.....	0-0.....	0-0.....	2-2
November.....	5-2.....	N/A.....	38-14
December.....	4-0.....	0-0.....	42-12
January.....	0-0.....	0-0.....	25-28
February.....	0-0.....	0-0.....	31-28
March.....	0-0.....	0-0.....	20-19
Monday.....	1-0.....	0-0.....	Research TBD
Tuesday.....	2-0.....	0-0.....	Research TBD
Wednesday.....	1-0.....	0-0.....	Research TBD
Thursday.....	0-0.....	0-0.....	Research TBD
Friday.....	1-1.....	0-0.....	Research TBD
Saturday.....	2-0.....	0-0.....	Research TBD
Sunday.....	2-1.....	0-0.....	Research TBD

## THE LAST TIME...

Category	UCF	Opponent
Scored 100	102 vs. LSU (11/24/24)	109 vs. LSU (11/24/24)
Scored 110	115 vs. West Florida (11/12/10)	127 vs. Southern (2/24/93)
Scored 120	130 vs. Florida Tech (1/23/80)	127 vs. Southern (2/24/93)
Scored under 40	38 vs. #11 Cincinnati (1/16/18)	37 vs. Western Illinois (11/14/22)
Scored under 50	49 vs. #7 Houston (1/29/22)	44 vs. Bethune-Cookman (12/29/23)
Led by 40+ points	44 vs. Bethune-Cookman (12/29/23)	42 vs. West Virginia (11/24/17)
Won by 30	44 vs. Bethune-Cookman (12/29/23)	37 at #6 Cincinnati (2/6/18)
Won by 40	44 vs. Bethune-Cookman (12/29/23)	42 at Coll. of Charles. (2/1/96)
Won by 50	54 vs. West Florida (11/12/10)	50 at North Carolina (12/2/89)
Scored 50 in the 1st half	51 vs. Tulsa (2/11/23)	52 at Memphis (2/1/21)
Scored 50 in the 2nd half	54 vs. Florida Atlantic (11/12/24)	58 vs. Florida Atlantic (11/12/24)
Scored 60 points or fewer in win	52-45 vs. Wichita State (12/28/22)	60-52 vs. #8 Iowa State (3/2/24)
Scored 90 points or more in loss	109-102 vs. LSU (11/24/24)	100-94 vs. Florida Atlantic (11/12/24)
Made 40 FG	40 at Marshall (2/27/10)	41 at Florida State (12/6/14)
Attempted 80 FG	91 vs. LSU (11/24/24)	88 vs. LSU (11/24/24)
Shot 50% or better from the field	27-46 (58.7%) vs. Jacksonville (12/21/24)	24-48 (50.0%) vs. South Florida (3/19/24)
Shot 60% or better from the field	29-48 (60.4%) vs. Temple (1/2/19)	33-51 (64.7%) vs. Cincinnati (2/25/15)
Shot under 30% from the field	15.9% at Houston (1/20/24)	23.5% vs. Cal St. Fullerton (11/16/23)
Made 12 3-pt FG	13 vs. Florida Atlantic (11/12/24)	12 vs. LSU (11/24/24)
Made 15 3-pt FG	15 vs. Jacksonville (12/6/23)	16 vs. Tulane (1/14/15)
Shot 50% or better from 3-pt line	10-17 (58.8%) vs. Jacksonville (12/21/24)	13-24 (54.2%) vs. South Florida (3/19/24)
Shot 60% or better from 3-pt line	12-20 (60.0%) vs. Michigan (12/30/21)	9-13 (69.2%) vs. UConn (2/11/17)
Didn't make a 3-pt FG	0-14 at #6 Cincinnati (2/6/18)	0-23 vs. UAB (1/9/13)
Attempted 30 3-pt FG	31 vs. Tarleton St. (12/8/24)	36 vs. LSU (11/24/24)
Made 30 FT	33 vs. Memphis (1/11/23)	40 at #19 BYU (2/13/24)
Made 35 FT	36 vs. Bethune (12/22/15)	40 at #19 BYU (2/13/24)
Attempted 40 FT	44 vs. South Florida (2/13/19)	40 at #19 BYU (2/13/24)
Attempted 50 FT	56 vs. FAU (12/15/93)	67 at Marshall (2/27/10)
Made 5 or less free throws	1-for-7, vs. #18 Baylor (1/31/24)	4-for-9, vs. Tarleton St. (12/8/24)
Shot 100% on FTs (min. 10 att.)	11-for-11, at Michigan (12/6/20)	13-for-13, vs. California Baptist (12/1/24)
Shot 40% or worse on FTs	1-for-7, vs. #18 Baylor (1/31/24)	6-for-18, vs. Memphis (1/12/22)
Had 50 rebounds	51 vs. LSU (11/24/24)	56 vs. LSU (11/24/24)
Had 60 rebounds	69 vs. West Florida (12/17/93)	61 at Georgia (12/19/95)
Had 20+ offensive rebounds	21 vs. LSU (11/24/24)	21 vs. LSU (11/24/24)
Had 5 or less offensive rebounds	5, vs. Jacksonville (12/21/24)	4, at Texas (1/17/24)
Had 25 assists	28 vs. Tulsa (2/11/23)	28 vs. Louisville (12/31/13)
Had 30 assists	30 vs. Campbell (2/28/04)	43 at Dayton (12/3/88)
Had 15 steals	15 vs. LSU (11/24/24)	16 at Cincinnati (2/4/23)
Had 20 steals	22 vs. Navy (12/6/03)	20 at Memphis (2/1/21)
Had 10 blocks and 10 steals	13 blocks and 10 steals vs. UIC (12/5/15)	-
Had 10 blocks	10 vs. #13 Texas A&M (11/4/24)	11 vs. Oklahoma State (3/12/24)
Had 14 blocks	14 vs. Temple (3/12/14)	15 vs. St. John's (11/26/17)
Didn't record a block	vs. Tennessee Tech (11/19/24)	at TCU (3/9/24)
Committed 5 or less turnovers	5, vs. Tulsa (12/14/24)	4, vs. SMU (2/24/19)
Committed 20+ turnovers	22, vs. #8 Iowa State (3/2/23)	23, vs. Tarleton St. (12/8/24)
Won an OT game	74-71 vs. Charlotte (11/20/23)	109-102 vs. LSU (11/24/24)
Lost an OT game	109-102 vs. LSU (11/24/24)	74-71 vs. Charlotte (11/20/23)
Multiple OT game	30T, 109-102 vs. LSU (11/24/24)	-
Made Game-Winning Buzzer Beater	69-66 vs. ECU (2/20/22)	68-66 vs. Missouri (12/17/22)

## THE LAST TIME A UCF PLAYER...

Scored 25 pts	28, Darius Johnson vs. Milwaukee (11/27/24)	Had 8 blocks (program record)	8, Tom Herzog vs. Bethune-Cookman (12/11/10)
Scored 30 pts	32, Darius Johnson vs. #20 BYU (3/13/24)	Had 7 steals	7, Darius Johnson vs. California Baptist (12/1/24)
Scored 35 pts	36, Aubrey Dawkins at Temple (3/9/19)	Had a double-double	Keyshawn Hall vs. LSU - 21 pts/10 reb (11/24/24)
Scored 40 pts	45, Jermaine Taylor vs. Rice (2/25/09)	Two players had double-doubles	Taylor Hendricks vs. Stetson - 16 pts/10 reb (12/21/22)
Two players score 20 pts	vs. LSU (11/24/24)		Darius Johnson vs. Stetson - 16 pts/10 ast (12/21/22)
	Darius Johnson (25), Keyshawn Hall (21), Jordan Ivy-Curry (20)	Had a triple-double	Isaiah Sykes vs. East Carolina - 20 pts/16 reb/11 ast (2/9/13)
	vs. Michigan (12/30/21)		
Two players score 25 pts	Darin Green Jr. (27), Brandon Mahan (26)		
	vs. LSU (11/24/24)		
Three players score 20 pts	Darius Johnson (25), Keyshawn Hall (21), Jordan Ivy-Curry (20)		
	at Texas (1/17/24)		
	Jaylin Sellers (24), Shemarri Allen (17)		
	Darius Johnson (11), Omar Payne (10)		
	C.J. Walker (10)		
Three reserves score 10 pts	vs. Bethune-Cookman (12/29/23)		
	Marchelus Avery (11), Antwann Jones (10)		
	C.J. Walker (10)		
Score 25+ points in 2 straight	Darius Johnson		
	27 vs. LSU (11/24/24), 28 vs. Milwaukee (11/27/24)		
Made 12 FG	12, Darius Johnson vs. #20 BYU (3/13/24)		
Made 15 FG	15, Keith Clanton at ECU (1/12/13)		
Made 20 FG	23, Bo Clark vs. Florida Tech (1/17/79)		
Attempted 20 FG	21, Keyshawn Hall vs. LSU (11/24/24)		
Attempted 30 FG	31, Jermaine Taylor vs. ECU (3/7/09)		
Made 5+ 3-point FG	5, Jordan Ivy-Curry vs. Jacksonville (12/21/24)		
Made 6+ 3-point FG	8, Darius Johnson vs. Milwaukee (11/27/24)		
Made 7+ 3-point FG	8, Darius Johnson vs. Milwaukee (11/27/24)		
Made 10+ 3-point FG	11, Matt Williams vs. South Florida (1/17/17)		
Attempted 15 3-pt FG	15, Darius Johnson at West Virginia (2/20/24)		
Attempted 20 3-pt FG	21, Matt Williams vs. South Florida (1/17/17)		
Made 10 FT	10, Keyshawn Hall vs. Jacksonville (12/21/24)		
Made 15 FT	15, Bennie Shaw vs. Medgar Evers (12/18/75)		
Attempted 15 FT	15, Collin Smith vs. Cincinnati (1/11/20)		
Attempted 20 FT	21, Tacko Fall vs. South Florida (2/13/19)		
Had 15 rebounds	19, Ibrahim Diallo vs. #18 BYU (1/13/24)		
Had 20 rebounds	20, Tacko Fall vs. SMU (2/24/19)		
Had 10 assists	10, Darius Johnson vs. #18 Baylor (1/31/24)		
Had 12 assists	13, Brandon Goodwin at Tulane (2/19/15)		
Had 6 blocks	6, Moustapha Thiam vs. Tarleton St. (12/8/24)		

team rankings in "The Last Time" section are via the AP poll





# MEDIA QUICK GLANCE SHEET

*last game's starters noted with gold numbers*



0

## JORDAN IVY-CURRY

5th • G • 6-3 • 177 • La Marque, Texas • UTSA / Pacific							
GP/GS	PPG	APG	RPG	FG%	3FG%	FT%	
24-25	11/10	16.3	2.8	3.5	42.7%	37%	85.1%
Career	112/47	12.1	2.1	3.2	39.5%	35.9%	80.8%
Career Highs	Pts: 38	Asst: 9	Reb: 11	Stl: 4			
Season High	Pts: 22	Asst: 5	Reb: 6	Stl: 4			

- Has scored double-digit points in all 11 of UCF's games thus far; has four or more three-pointers in his last three games
- Opened the campaign with four straight 15+ point, 3+ assist efforts; best game was 22 points and 5 assists vs. FAU
- Scored 16 points in his UCF debut on Nov. 4 against #13 Texas A&M; next game scored 18 on Nov. 8
- Scored an impressive 17.1 PPG last season with UTSA, easily topping his career best of 13.9 PPG during 2021-22
- Made a career-best 46 three pointers last season and shot a career-high 38.7% mark from downtown
- Earned Conference USA All-Freshman Team honors while with UTSA in 2020-21



1

## MIKEY WILLIAMS

R-Fr • G • 6-3 • 193 • San Diego, Calif. • Memphis							
GP/GS	PPG	APG	RPG	FG%	3FG%	FT%	
24-25	1/0	0.0	1.0	0.0	-	-	-
Career	1/0	0.0	1.0	0.0	-	-	-
Career Highs	Pts: -	Asst: 1	Reb: -	Stl: -			
Season High	Pts: -	Asst: 1	Reb: -	Stl: -			

- Made his UCF and collegiate debut on Dec. 21 vs. Jacksonville, tallying an assist
- Played at San Ysidro for his senior season where he posted 23.8 points, 9.2 assists and 3.2 rebounds per game, per MaxPreps
- Tabbed as a four-star recruit coming out of high school, ranking No. 39 in the country and No. 8 in California, according to 247Sports; His 0.9809 composite ranking would be the second highest for a UCF recruit, had he committed straight to UCF
- His mom, Charisse, was a softball player at Kearney High School before playing for Hampton University; Mikey later went on to score a career-high 77 points with nine-made threes against Kearney on Dec. 13, 2019



2

## JJ TAYLOR

So. • F • 6-8 • 196 • Chicago, Ill. • Memphis							
GP/GS	PPG	APG	RPG	FG%	3FG%	FT%	
24-25	9/0	6.1	1.1	2.7	34.9%	28.6%	70.4%
Career	12/0	4.6	0.8	2.2	34.9%	28.6%	70.4%
Career Highs	Pts: 11	Asst: 3	Reb: 9	Stl: 2	Blk: 2		
Season High	Pts: 11	Asst: 3	Reb: 9	Stl: 2	Blk: 2		

- Hauled in a career-best nine rebounds against No. 19 Wisconsin in the Greenbrier Tip-Off opener on Nov. 22, 2024
- Made UCF debut on opening night against Texas A&M, scoring 10 points and contributing a key block late to help win
- Played in three games, all off the bench over six minutes last season with Memphis, pulling in two rebounds on the year
- Was tabbed as a four-star recruit out of San Ysidro High School and was ranked as the No. 86 player in the nation, according to 247Sports composite rankings; he was the No. 14 recruit in California and No. 20 at the small forward position
- His senior year saw him post 25.5 points, 7.3 rebounds and 1.8 blocks per game while at San Ysidro



3

## DARIUS JOHNSON

Sr. • G • 6-1 • 200 • Boyds, Md.							
GP/GS	PPG	APG	RPG	FG%	3FG%	FT%	
24-25	11/11	14.7	4.5	3.8	42.5%	46.2%	81.8%
Career	99/78	11.2	3.7	3.3	38.7%	35.6%	80.6%
Career Highs	Pts: 33	Asst: 10	Reb: 9	Stl: 7			
Season High	Pts: 28	Asst: 8	Reb: 7	Stl: 7			

- Snatched seven steals vs. California Baptist on Dec. 1, 2024, tying a career high and tied the most in D-I in a game this year
- Hit eight three pointers on Nov. 27, 2024, a career high, the best by a Knight since Jan. 17, 2017, and tied for the second most in a UCF game
- Ranks third in the nation in steals p/gm with 3.09 after grabbing 2.21 stl. p/gm last season, a mark that saw him ranked 18th nationally
- Became the 21st Knight to score 1,000 career points all in a UCF uniform on Nov. 19 vs. Tennessee Tech
- Named All-Big 12 Honorable Mention at the end of the 2023-24 regular season
- Shot 39.4% from three last season, a 12.5% improvement on what he shot from long range in 2022-23



4

## KEYSHAWN HALL

Jr. • G/F • 6-7 • 235 • Cleveland, Ohio • George Mason/UNLV							
GP/GS	PPG	APG	RPG	FG%	3FG%	FT%	
24-25	11/11	15.2	2.3	6.5	40.6%	25%	79.7%
Career	58/39	12.8	1.3	5.8	45.9%	35.3%	81.2%
Career Highs	Pts: 36	Asst: 5	Reb: 15	Stl: 2	Blk: 2		
Season High	Pts: 26	Asst: 5	Reb: 12	Stl: 1	Blk: 1		

- Had back-to-back 20+ point outings after scoring 26 against Florida Atlantic and 20 against Tennessee Tech
- Led the team with 26 points in 100-94 win over FAU, one of three 20 point scorers on the night
- Recorded a double-double in just his second game as a Knight, scoring 14 points and hauling in 12 rebounds on Nov. 8
- Named All-Atlantic 10 Second Team and NABC First Team All-District for his efforts at George Mason last season
- Scored 16.6 PPG and pulled in 8.1 RPG last season, starting in 28 games and playing in 29 for George Mason
- Scored a career-high 36 points against Bridgewater (Va.) on Dec. 19, 2023



5

## BENNY WILLIAMS

Sr. • F • 6-10 • 217 • Bowie, Md. • Syracuse							
GP/GS	PPG	APG	RPG	FG%	3FG%	FT%	
24-25	11/0	6.6	0.8	3.9	51.8%	33.3%	66.7%
Career	88/24	5.0	0.7	3.2	42.9%	29.4%	61.9%
Career Highs	Pts: 24	Asst: 6	Reb: 11	Stl: 5	Blk: 3		
Season High	Pts: 17	Asst: 4	Reb: 8	Stl: 2	Blk: 3		

- Had back-to-back games with two or more blocks at the Greenbrier Tip-Off against No. 19 Wisconsin and LSU
- Already has seven blocks through seven games in 2024-25 after he swatted aside a career-best 16 blocks last season
- Big game in third appearance as a Knight, registering 17 points in six games, and sunk 30 or more points in 10 contests
- Registered 5.4 points per game last season with Syracuse, shooting an even 40% from the floor
- Tallied a career-high 24 points at Pittsburgh on Feb. 25, 2023
- Was rated a five-star recruit out of high school by Rivals.com, ranking 15th overall in the Class of 2021



6

## DALLAN 'DEEBO' COLEMAN

Sr. • G • 6-6 • 220 • Memphis, Tenn. • Georgia Tech							
GP/GS	PPG	APG	RPG	FG%	3FG%	FT%	
24-25	11/11	6.7	0.9	4.1	38.1%	26.5%	73.9%
Career	103/47	7.2	0.9	2.6	38.6%	34.6%	68.6%
Career Highs	Pts: 24	Asst: 8	Reb: 9	Stl: 5			
Season High	Pts: 20	Asst: 2	Reb: 9	Stl: 5			

- Had his best game as a Knight in the Orange Bowl Classic vs. Tulsa, tallying 20 points and nine rebounds on 6-for-8 shooting
- Snagged a career-high five steals in UCF's triple overtime loss to LSU in the Greenbrier Tip-Off third place game
- Had a big game vs. Tennessee Tech on Nov. 19, 2024 with 14 points and five rebounds
- Averaged 16 points per game in Georgia Tech's first three games of 2023-24 (15-24 FG, 9-16 3pt FG)
- Only committed four turnovers in 16 ACC games played last season, only had 10 on the entire campaign
- His career-best mark of 24 points came against UMass Lowell on Nov. 14, 2023



7

## DIOR JOHNSON

R-So. • G • 6-3 • 182 • Kingston, N.Y. • Clarendon College/Pitt							
GP/GS	PPG	APG	RPG	FG%	3FG%	FT%	
24-25	11/0	3.1	1.3	1.2	44.4%	20%	90%
Career	11/0	3.1	1.3	1.2	44.4%	20%	90%
Career Highs	Pts: 11	Asst: 4	Reb: 4	Stl: 2			
Season High	Pts: 11	Asst: 4	Reb: 4	Stl: 2			

- Had a breakout game at the Greenbrier Tip-Off vs. No. 19 Wisconsin, scoring 11 points while recording four assists and two steals
- Averaged 29.7 points, 5.4 rebounds and 5.9 assists per game at Clarendon College last season; shot 52.1% from the field and 41.7% from beyond the three point arc; scored 40 or more points in six games, and sunk 30 or more points in 10 contests
- Scored a season-high 58 points on the road at Howard (Texas) on Feb. 15 in a 104-100 victory; was 19-for-34 from the field, 5-of-6 from long range and 15-of-16 from the charity stripe
- Did not see game action at Pitt in 2022-23, earning a redshirt; was a four-star guard and ranked No. 35 in the 2022 ESPN Player Rankings



15

## TYLER HENDRICKS

R-So. • G • 6-6 • 190 • Fort Lauderdale, Fla.							
GP/GS	PPG	APG	RPG	FG%	3FG%	FT%	
24-25	6/0	1.3	0.3	1.2	50%	0%	50%
Career	20/0	2.2	0.2	1.1	46.9%	33.3%	75%
Career Highs	Pts: 7	Asst: 1	Reb: 4	Stl: 1			
Season High	Pts: 6	Asst: 1	Reb: 2	Stl: 1			

- Made season debut against No. 19 Wisconsin at the Greenbrier Tip-Off after missing the first four games with injury
- Scored a turnaround jumpshot in the first round of UCF's inaugural trip to the Big 12 Conference Championship
- Made his collegiate debut in UCF's '23-'24 season opener, scoring seven points and pulling in four rebounds
- Played for Calvary Christian Academy in Fort Lauderdale, Fla. and helped lead them to a Florida 3A state championship as a junior and senior in 2020-21 and 2021-22
- Twin brother, Taylor, played with the Knights in 2022-23 and became UCF's first lottery and first round pick, drafted by Utah in the 2023 NBA Draft



22

## NILS MACHOWSKI

So. • G • 6-3 • 183 • Berlin, Germany							
GP/GS	PPG	APG	RPG	FG%	3FG%	FT%	
24-25	11/1	1.5	0.8	1.5	31.3%	33.3%	71.4%
Career	36/1	1.8	0.8	1.2	32.3%	28.2%	72.2%
Career Highs	Pts: 13	Asst: 3	Reb: 5	Stl: 2			
Season High	Pts: 6	Asst: 3	Reb: 3	Stl: 1			

- Made his first UCF start on Dec. 1, 2024 vs. California Baptist, scoring four points and tallying three assists.
- Pulled in a career-high five rebounds at West Virginia on Feb. 20
- Tied for the team lead in steals in UCF's contest against No. 18 Baylor, snatching a pair of thefts
- Tallied 13 points on five-of-seven shooting, including three-for-three from three-point land against Miami (11/10/23)
- Made his collegiate debut on opening night for UCF, scoring five points with an assist, steal and rebound
- Spent time in the top tier of German basketball with Alba Berlin; Won back-to-back U19 championships with Alba Berlin in 2022 and 2023



24

## JAYLIN SELLERS

Sr. • G • 6-4 • 205 • Columbus, Ga. • Ball State							
GP/GS	PPG	APG	RPG	FG%	3FG%	FT%	
24-25	1/0	7.0	1.0	1.0	75%	50%	-
Career	96/67	12.1	0.8	3.0	46.7%	37.3%	78.4%
Career Highs	Pts: 34	Asst: 5	Reb: 14	Stl: 4			
Season High	Pts: 7	Asst: 1	Reb: 1	Stl: -			

- Made his 2024-25 season debut on Dec. 21 vs. Jacksonville after a preseason injury caused him to miss UCF's first 10 games
- Named All-Big 12 Honorable Mention at the end of the 2023-24 regular season
- Finished the 2023-24 campaign leading the Knights in scoring, averaging 15.9 points per game, including 16.8 PPG in wins
- Led the Big 12 in points per game last season from Nov. 27-Dec. 18 before finishing fourth in the conference at season's end
- Recorded career-highs in points (524), steals (35), assists (36), rebounds (118), and free throw percentage (82.9%) in '23-'24
- Posted a career-high 34 pts. against Stetson (11/26/23), helping him earn the Big 12's Co-Newcomer of the Week nod



35

## ROKAS JOCIUS

Jr. • F • 6-10 • 240 • Kaunas, Lithuania • La Salle							
GP/GS	PPG	APG	RPG	FG%	3FG%	FT%	
24-25	11/1	3.2	0.5	1.7	64%	16.7%	100%
Career	72/30	6.1	0.3	4.0	54.7%	36.2%	48.7%
Career Highs	Pts: 20	Asst: 3	Reb: 13	Stl: 2	Blk: 4		
Season High	Pts: 10	Asst: 2	Reb: 5	Stl: -	Blk: 1		

- Made his first UCF start on Nov. 27 vs. Milwaukee
- Tallied a career-high 20 points against Rhode Island on Feb. 25, 2024 after earning a career-high 13 rebounds at Rhode Island on Jan. 31, 2024
- Averaged 8.5 points and 5.4 rebounds per game in a breakout sophomore campaign with La Salle
- Scored double-digit points in 12 contests last season while pulling in double-digit rebounds in four
- Was named to the Atlantic 10 Commissioner's Honor Roll in his freshman campaign at La Salle in 2022-23
- Played for Vilniaus Perlas Energija for two seasons in the second-highest tier of the Lithuanian basketball league



52

## MOUSTAPHA THIAM

Fr. • C • 7-2 • 235 • Dakar, Senegal							
GP/GS	PPG	APG	RPG	FG%	3FG%	FT%	
24-25	10/10	7.8	0.6	5.4	49.2%	22.2%	69.6%
Career	10/10	7.8	0.6	5.4	49.2%	22.2%	69.6%
Career Highs	Pts: 14	Asst: 3	Reb: 9	Stl: 2	Blk: 6		
Season High	Pts: 14	Asst: 3	Reb: 9	Stl: 2	Blk: 6		

- Recorded five blocks vs. Tulsa in the Orange Bowl Classic while scoring a season-high 14 points (12/14/24)
- Swatted six blocks on 12/8/24 vs. Tarleton St., his second time doing so; added 10 points, nine rebounds and two steals
- Made collegiate debut on opening night against #13 Texas A&M, tallying six blocks, the most by a rookie since 12/12/15
- Became the highest ranked recruit and first five-star in program history with a .9943 composite rank according to 247Sports. Upon reclassifying, he slotted in as the No. 7 center in the '24 class as well as the No. 6 recruit in Florida and No. 30 overall, according to On3.
- Was the No. 1 center recruit and No. 14 overall in the class of 2025 before reclassifying to join the Knights in 2024-25

## ADDITION FINANCIAL ARENA



The UCF men's and women's basketball programs have called the beautiful 10,000-seat Addition Financial Arena its home since the start of the 2007-08 season. Located in the heart of Knights Plaza on the expansive north side of campus, the state-of-the-art facility opened in the fall of 2007 to packed crowds at multiple events. Under the current configuration, the capacity for basketball games sits at 9,400.

Addition Financial Arena's unique design provides an intimate atmosphere for all students, alumni, fans and supporters, while creating an intimidating environment for opponents. With a raucous student section, dubbed the "Knightmare," Addition Financial Arena has quickly become one of the more formidable basketball facilities in the entire southeast. The design offers perfect sight lines for all fans, giving every spectator a spectacular view.

UCF's first year in the Big 12 Conference saw record attendance for the men's basketball teams, hosting a total of 134,000 fans over the 2023-24 season that saw the Knights host 19 home games, averaging just over 9,000 fans per league home contest. The inaugural Big 12 campaign also saw the introduction of palm fronds as a free throw distraction in the student section. The terms "Fear the Frond" and "Frond Warning" were born as Knight Nation helped cause opponents to make 10% less of their second-half free throws in Big 12 and postseason play.

The venue has sold out twice for UCF men's basketball games, the first being the Black and Gold's 2017 NIT Quarterfinal contest against Illinois, filling the seats with 10,011 fans. The second was the Knights' Big 12 Conference home opener against No. 3 Kansas on Jan. 10, 2024, as 9,469 fans piled through the turnstiles. Most of those fans piled out of the stands as both games ended in court stormings. UCF's 65-60 victory over the Jayhawks was the highest-ranked opponent that the Knights had defeated in program history.

Approximately 7,000 seats make up the lower bowl of Addition Financial Arena, with an additional 3,000 seats situated in the upper level. Club level seating is on the east side of the Arena, with exclusive access to the regal Black and Gold Club before, during and after each game. The addition of a courtside club on one of the baselines subtracted 600 seats from the lower bowl, making the current configuration for men's and women's basketball games a 9,400-fan capacity. The area, located floor-level in front of sections 101-103, offers great views of game action as well as access to top-notch food and beverage options.

The facility features 16 luxury boxes and suites, a club lounge, open concourse areas and numerous concession options. Fans benefit from a state-of-the-art audio and video system. The scoreboard located at center court features four video screens that show replays and player information with an LED ribbon board stretching around the bottom.

Patrons enter the building through a spacious lobby that has conveniently located concession and apparel stands.

Addition Financial Arena sits on the northern side of campus and is nestled in with UCF's other athletics facilities, including FBC Mortgage Stadium, The Venue, John Euliano Park and the UCF Soccer/Track Complex. FBC Mortgage Stadium also opened up during the same September week in 2007.

The arena is the centerpiece of an area that includes apartment-style dormitories with 2,000 total beds and about 100,000-square feet of retail space. Before and after games, fans can dine and shop at establishments like Barnes & Noble Bookstore, Burger U, Gringos Locos, Domino's, The Pop Parlour, Dunkin', Jimmy John's, Subway and Knightro's.

The neighboring retail area has room for 24 shops.

Addition Financial Arena also hosts premiere concerts along with UCF commencement ceremonies. The Central Florida Crusaders, expansion members of the National Indoor Soccer League, began fielding men's and women's teams in the venue for the 2022-23 season. The Orlando Valkyries of the Pro Volleyball Federation began playing their games in the arena in Jan. 2024.

The arena is located directly in front of UCF's old home, The Venue, which re-opened following a year of massive renovations to create a new home for the women's volleyball program as well as dedicated practice facilities for both the men's and women's basketball programs. The Knights played in the former 5,100-seat building from 1991-2007.

Construction on the new facility began in November of 2005. The arena was designed by HOK Sports and constructed by KUD International.

The arena officially opened on Sept. 8, 2007, with a Reba McEntire concert. The first UCF event at the new arena occurred on Sept. 28, 2007, when the UCF volleyball team hosted East Carolina. The first UCF men's basketball game was a 63-60 victory over Nevada on Nov. 11, 2007 while the first women's contest was on Nov. 9, 2007, in 72-57 loss to Texas Tech.



Capacity	10,000
Construction Began	November 2005
Construction Completed	August 2007
Design	HOK Sports
Construction	KUD International
Cost	\$80 million
Luxury Suites	16
Lower Level Seats	5,598
Upper Level Seats	3,365
Club Seats	502
Concession Stands	7
Points of Sale	28
Video Boards	4
First UCF Game	UCF 63, Nevada 60 (11/11/07)

### Highest Single-Game Home Attendance Records

1.	10,011 ^	Illinois (3/22/17)
2.	9,825	Memphis (1/10/09)
3.	9,469 ^	Kansas (1/10/24)
4.	9,460	Marshall (1/13/10)
5.	9,392	Iowa State (3/2/24)
6.	9,390	Houston (3/6/24)
7.	9,387	Oklahoma (2/3/24)
8.	9,383	Houston (1/25/23)
9.	9,358	Michigan (12/30/21)
10.	9,347	Rice (1/22/11)
11.	9,343	Florida State (11/13/13)
12.	9,141	Cincinnati (3/7/19)
13.	9,137	BYU (1/13/24)
14.	9,094	Marshall (1/5/11)
15.	8,882	West Virginia (1/23/24)
16.	8,808	Texas A&M (11/4/24)
17.	8,734	Memphis (1/18/12)
18.	8,727	Massachusetts (11/13/09)
19.	8,711	Texas Tech (2/24/24)
20.	8,683	Baylor (1/31/24)

^ - indicates sellout

### Single-Season Home Attendance

1.	134,240 (7,065/19 games)	2023-24
2.	121,036 (6,370/19 games)	2010-11
3.	97,297 (5,723/17 games)	2011-12
4.	90,466 (4,523/20 games)	2012-13
5.	90,067 (5,298/17 games)	2013-14
6.	89,664 (5,274/17 games)	2022-23
7.	88,378 (4,651/19 games)	2016-17

### Addition Financial Arena Record by Coaches

Coach	Seasons	Addition Financial Record	Win Pct.
Kirk Speraw	3	34-13 / 12-13*	.723 / .480*
Donnie Jones	6	74-33 / 59-33*	.692 / .641*
Johnny Dawkins	9	101-35	.743

\*2008-09, 2009-10, 2010-11 victories vacated due to NCAA sanctions

### Season-by-Season Record in Addition Financial Arena

Season	Head Coach	Home Record
2007-08	Kirk Speraw	12-4*
2008-09	Kirk Speraw	13-3 / 0-3**
2009-10	Kirk Speraw	9-6 / 0-6**
2010-11	Donnie Jones	15-4 / 0-4**
2011-12	Donnie Jones	16-1
2012-13	Donnie Jones	15-5
2013-14	Donnie Jones	10-7
2014-15	Donnie Jones	10-8
2015-16	Donnie Jones	8-8
2016-17	Johnny Dawkins	15-3
2017-18	Johnny Dawkins	12-4
2018-19	Johnny Dawkins	15-2
2019-20	Johnny Dawkins	10-6
2020-21	Johnny Dawkins	6-3
2021-22	Johnny Dawkins	13-3
2022-23	Johnny Dawkins	11-6
2023-24	Johnny Dawkins	11-8
2024-25	Johnny Dawkins	8-0
<b>18 Seasons</b>	<b>3 Head Coaches</b>	<b>209-81 / 172-81*</b>
		<b>.721 / .680 Win %</b>

\*2008-09, 2009-10, 2010-11 victories vacated due to NCAA sanctions

### UCF's Addition Financial Arena Winning Streaks

G	Began	Ended	Coach	Team to End Streak
16*	2/12/11	1/28/12	Donnie Jones	Southern Miss, 78-65
12**	2/6/08	1/10/09	Kirk Speraw	Memphis, 75-66
10	11/24/18	2/7/19	Johnny Dawkins	No. 12 Houston, 77-68
10*	11/12/10	1/19/11	Donnie Jones	East Carolina, 68-61
<b>8</b>	<b>11/4/24</b>	-	<b>Johnny Dawkins</b>	-
7	2/14/17	11/30/17	Johnny Dawkins	Missouri, 62-59
7	1/30/12	11/20/12	Donnie Jones	Middle Tennessee, 75-61
7*	3/7/09	12/30/09	Kirk Speraw	Jacksonville, 61-51
6	12/4/22	1/25/23	Johnny Dawkins	No. 3 Houston, 82-71
6	1/5/13	2/20/13	Donnie Jones	Marshall, 82-70
6	11/17/13	12/31/13	Donnie Jones	No. 10 Louisville, 90-65

\*Streak is actually 11 due to five consecutive home wins at the end of the 2000-01 season being vacated via to NCAA sanctions

\*\*Streak is actually four due to eight consecutive home wins to begin the 2008-09 season being vacated via to NCAA sanctions

\*entire winning streak vacated due to NCAA sanctions







# Johnny DAWKINS

Head Coach / Ninth Season at UCF

UCF head men's coach Johnny Dawkins has built a particularly glossy college basketball playing and coaching catalogue—most recently including 2023

induction into the National Collegiate Basketball Hall of Fame and selection of a UCF player in the first round of the 2023 NBA Draft.

Dawkins' resume showcases:

- ◆ 15 seasons as a major-college head coach (the last seven at UCF), including eight postseason berths and a pair of National Invitation Tournament titles
- ◆ Extensive player development, highlighted by Taylor Hendricks' selection in the first round of the 2023 NBA Draft after only a single season at UCF
- ◆ 10 additional previous seasons of experience as an assistant coach at Duke, including NCAA Championship appearances every year, an NCAA title in 2001 and seven Atlantic Coast Conference Tournament crowns
- ◆ A nine-year NBA career that included a career double-figure scoring average
- ◆ A collegiate playing career at Duke that featured national player-of-the-year recognition as a senior as the school's all-time top career scorer, later culminating with his 2023 National Collegiate Basketball Hall of Fame selection

In eight seasons at UCF, Dawkins has led the program to unprecedented heights, in the only eight-year stretch with four or more postseason appearances during the Division I era. He led the Knights to their first NCAA Championship victory in 2019. He's also responsible for producing UCF's first lottery pick after Taylor Hendricks was selected by the Utah Jazz with the ninth overall pick in the 2023 NBA Draft. In the deepest, most challenging league in college basketball, Dawkins led the Knights to seven victories in their inaugural season as members of the Big 12 Conference in 2023-24, earning a program record three ranked wins during the campaign. Dawkins boasts eight wins over ranked opponents in his time at the helm of the Knights, accounting for 80% of the team's wins over Associated Press top-25 teams in the program's history. UCF made a statement in its inaugural home Big 12 game on Jan. 10, 2024, beating No. 3 Kansas by five after trailing by 16 at one point during the contest. The Knights went on to earn additional ranked wins over No. 23 Oklahoma and No. 23 Texas Tech during the inaugural Big 12 slate, joining the 2018-19 season as the only other campaign with multiple wins over ranked opponents in a single season.

The Knights also earned a host of other impressive wins against top-25 foes, beating 15th-ranked Florida State in Tallahassee in 2020, the program's first victory over the Seminoles. The Knights recorded consecutive victories over No. 6 Houston and No. 19 Cincinnati during the 2018-19 regular-season run to the NCAA Championship, solidifying themselves in the field of 68. UCF defeated No. 24 Alabama in December 2017, after earning the first ranked win under Dawkins on Feb. 26, 2017, beating No. 15 Cincinnati 53-49. UCF cracked the AP poll on Mar. 4, 2019, for the first time since 2011, earning a ranking of 25th late in the regular season. It was the latest into a season that the Knights had been ranked. The home finale against Cincinnati in 2019 marked the first matchup of ranked teams at Addition Financial Arena.

Dawkins was named UCF's seventh head men's basketball coach on Mar. 23, 2016.

## The 2019 NCAA Championship Run

The 2018-19 season was one to remember for Dawkins and the Knights, as he guided UCF to a No. 9 seed in the NCAA Championship, its highest seed in five all-time NCAA Championship appearances, and defeated eighth-seeded VCU 73-58 in first-round action.

UCF then came inches away from upsetting top overall seed Duke in the second round, ultimately falling 77-76 to fellow Hall of Famer and his former college coach Mike Krzyzewski, Zion Williamson and RJ Barrett as BJ Taylor's floater rimmed out and Aubrey Dawkins' tip-in barely missed at the buzzer.

The Knights were stellar down the stretch to secure their at-large NCAA Championship berth, winning on the road at No. 6/8 Houston to snap the Cougars' 33-game home win streak and topping No. 19/20 Cincinnati in Orlando. It marked the first time UCF had earned multiple victories over ranked opponents in the same season, and the Knights did it in back-to-back games.

Dawkins led UCF back to the NCAA Championship for the first time since 2005, and the first time as an at-large selection (with the previous four NCAA Championships as champions of the Atlantic Sun Conference Tournament in 1994, 1996, 2004 and 2005). He helped three individuals earn all-conference accolades from the American Athletic Conference in 2018-19, as UCF led the league with three honorees. BJ Taylor became the first Knight to earn first-team AAC honors, while Aubrey Dawkins was named second team and Tacko Fall added third-team honors. It marked just the second time that the Knights put multiple student-athletes on the AAC all-conference teams and the ninth time in the program's Division I history that multiple Knights earned all-conference honors in the same season (dating back to the 1993-94 season). With two players on the three all-conference teams, only Houston had more players earn all-conference honors.

Following the end of the 2018-19 regular season, Dawkins was named a finalist for the Skip Prosser Man of the Year Award and the Ben Jobe National Coach of the Year Award.

UCF finished the year 24-9, tied for the fourth most wins in a season in program history. The Knights' 23 regular-season wins marked a record in UCF's Division I era. The team went 13-5 in AAC play, the team's most league wins since joining that conference, and earned the No. 4 seed in the conference tournament for the second time in three seasons.

## Dominant Defense

Known for their defense under Dawkins, the Knights ranked 11th in the nation in field-goal percentage defense, holding opponents to just 39.4 percent shooting in the 2018-19 NCAA Championship run. UCF was also 27th in scoring defense, allowing 64.5 points per game that season.

Defense always has been a priority with UCF teams, as four of Dawkins' eight seasons with the Knights have seen the team finish inside the top 50 nationally in scoring defense, including two top-10 finishes. UCF ranked third in the nation in scoring defense in 2017-18, holding teams to 61.7 points per game and 40.1% shooting, slotting the team at the No. 10 spot in the country. Dawkins' first season with UCF in 2016-17 saw the team finish No. 1 in field-goal percentage defense, limiting foes to 36.5% from the field, and No. 6 in scoring defense, with opponents averaging 61.2 points per contest.

Despite making the jump to one of the nation's toughest leagues in college hoops, UCF held its own on the defensive side of the ball. The Knights led the Big 12 in blocks per game, averaging 5.0 per game, a top 20 mark nationally throughout the year. UCF also ranked in the top 25 in steals per game at 8.7 per contest. Although they finished just outside of the top 50 national rankings for scoring defense, the Knights often held opponents well below their season averages. UCF also posted its second-highest turnovers forced per game clip during the team's first run through the Big 12, finishing in the top 40 with a mark of 14.21.

## Highly-Touted Hendricks

Taylor Hendricks qualified as UCF's top recruit in program history upon his arrival prior to the 2022-23 season. He came into college as a top-100 player in two of the three major recruit rankings, as ESPN pinned him No. 54 and Rivals had him at No. 87. Hendricks lived up to the hype on opening night, dropping a team-best 23 points in his collegiate debut and finishing the season with averages of 15.3 points and 6.9 rebounds.

Through plenty of work and coaching throughout the season, Hendricks quietly began to creep into mock drafts across the country. At season's end, Hendricks had achieved two career-high marks of 25 points and recorded five double-doubles. He was the nation's only player to make 60 or more three-pointers, tally 55 or more blocks and record 35 or more dunks. He was

honored with a unanimous selection to the American Athletic Conference All-Rookie Team and was named second-team All-AAC. Hendricks announced his intent to enter the NBA Draft on March 22, 2023, making him UCF's first one-and-done player. The freshman phenom later went on to become the Knights' first lottery pick as well as a first-round selection, going ninth to the Utah Jazz in the 2023 NBA Draft.

## Enshrined in the College Basketball Hall of Fame

Dawkins was honored Aug. 30, 2023, as an inductee in the 18th class of the National Collegiate Basketball Hall of Fame. He was joined by former Duke coach Mike Krzyzewski, who was officially honored in the class of 2023 after initially being among the Hall of Fame's Founding Class in 2006.

Dawkins was inducted for his playing days as a Blue Devil and is one of the most decorated players in Duke history. He is regarded as a key early figure in the program's ascent to becoming a national power. From 1982-86, Dawkins piled up 2,556 points – a mark that stood as the school's scoring record until 2006 and remains second all-time. He was a two-time consensus All-American, a four-time All-ACC selection--and was recipient of the 1986 Naismith National Player of the Year award.

As a senior, Dawkins led Duke to the ACC regular-season and tournament titles, and an appearance in the NCAA National Championship game. The 10th overall pick by the Spurs in the 1986 NBA Draft, Dawkins saw action in nine professional seasons with the Spurs, 76ers and Pistons. He averaged 11.1 points and 5.5 assists through 541 career NBA games.

## UCF Player Honors

Multiple players have earned conference and national honors under Dawkins' tenure. Tacko Fall earned a spot on the Lefty Driesell Defensive All-America team in 2016-17 and was named the American Athletic Conference Defensive Player of the Year. B.J. Taylor earned first-team All-AAC and NABC first-team All-District honors in 2018-19.

Seven nods to the All-AAC Team were awarded while the Knights were members of that league. An additional three All-Rookie Team honors were earned, all over the last three seasons. Taylor Hendricks earned second-team All-Conference honors as well as a unanimous nod to the All-Rookie Team in 2022-23, as well as tallying a record nine conference rookie-of-the-week accolades. Darius Johnson and Isaiah Adams preceded Hendricks in earning All-Rookie Team nods in 2021-22 and 2020-21, respectively. Aubrey Dawkins (2018-19) and Taylor (2016-17) are the other Knights who received All-AAC second-team honors, while Darin Green Jr. (2021-22), Brandon Mahan (2020-21), Darius Perry (2020-21) and Fall (2018-19) all were members of an AAC third team.

Johnson added to his decorated career as a Knight with an All-Big 12 Honorable Mention honor in UCF's first season in the Big 12 (2023-24). He was joined by fellow junior guard Jaylin Sellers and fifth-year forward Ibrahima Diallo on the honorable mention list.

## Postseason Pushes

On top of the NCAA Championship run in 2018-19, the Knights have punched three tickets to the NIT under Dawkins' direction, as he has led UCF to the postseason in half of his eight seasons at the helm of the Black and Gold. That number of postseason appearances is more than half of the SEC, ACC and Big Ten combined over that stretch.

UCF's most recent NIT bid saw the squad earn a No. 4 seed. In 2023, the Knights traveled to Gainesville, Florida, and handily beat Florida 67-49, UCF's first road victory against the Gators in program history. The Knights were the only team to hold Florida under 50 points all season. It was the sixth time

## COACHING EXPERIENCE

2016-present	UCF	Head Coach
2008-16	Stanford	Head Coach
2000-08	Duke	Associate Head Coach
2006-08	USA Basketball	Player Personnel
1998-99	Duke	Assistant Coach

## NBA EXPERIENCE

1994-95	Detroit Pistons
1989-94	Philadelphia 76ers
1986-89	San Antonio Spurs
1986	Drafted, Spurs - 10th Overall





that season UCF limited an opponent to 50 points or fewer. The Knights' run came to an end in their inaugural meeting with top-seeded Oregon in Eugene.

The 2016-17 season took UCF to New York's Madison Square Garden in Dawkins' first year at the helm of the Knights. UCF hosted its first NIT game, defeating Colorado for the program's first postseason win in an NIT or NCAA game. The Knights went on to defeat top-seeded Illinois State on the road, before coming home to the first sellout crowd at Addition Financial Arena and winning 68-58 over Illinois to earn a spot in the NIT semifinals. Under Dawkins' leadership, UCF led all NCAA Division I teams in defensive field-goal percentage, holding opponents to just 36.5 percent from the floor. The Knights were also sixth in the nation, allowing only 61.2 points per game, and gave up 45 or fewer points in four games over the course of the year. Dawkins was a finalist for both the Jim Phelan and Ben Jobe National Coach of the Year awards in his first season at UCF. Matt Williams set UCF records for three-pointers in a career, season and game, before signing a professional contract with the Miami Heat.

#### Notable Notes

In UCF's Dec. 11, 2021, win over North Carolina A&T, Dawkins picked up his 100th victory with the Knights, becoming the fastest coach in program history and just the third one to do so. He earned his 300th career victory in the Black and Gold's 74-63 win over No. 23 Oklahoma. Following the end of the 2023-24 season, Dawkins stands 148-103 all-time as head coach of the Knights, a winning percentage of .590, currently the second highest in program history and first during the Division I era, trailing only Torchey Clark's .755 mark.

In eight years, Dawkins has done a similarly successful job with his players in the classroom. With Dawkins at the helm, the Knights men's basketball program recorded an average semester team grade-point average over 3.0 for the first time in recorded history in 2018. Then the Knights did it again, setting a program record with an average semester GPA of 3.03 in spring 2019. Under Dawkins' watch, more than 45 nods have been earned by Knights on the AAC All-Academic team.

When Dawkins took over at UCF, the Knights had gone 12-18 the season before and hadn't finished above .500 since 2012-13. He led UCF to a 24-12 record in his first season at the helm, the sixth-best turnaround in the nation. With just seven scholarship players due to transfers and injuries, the Knights earned the fourth seed – their highest ever – in the American Athletic Conference Tournament, eventually falling to league champion SMU in the semifinals.

#### Stanford Stint

Stanford put together four 20-win seasons in Dawkins' tenure as head coach. He is only the second coach in Stanford history with at least four 20-win seasons. Stanford's success on the court came against some of the toughest schedules in the nation. During the 2015-16 season, the Cardinal faced the sixth-most difficult slate in the country—with a nation-leading 17 of Stanford's 30 games against RPI top-50 squads. Stanford's strength of schedule was rated in the top 50 each of his final four seasons, including two in the top 20, with an average rank of 27.75.

The Cardinal basketball program also excelled in the classroom during Dawkins' tenure, earning at least three Pac-12 All-Academic selections for five consecutive seasons and producing back-to-back Pac-12 Scholar-Athlete of the Year recipients (2014, 2015). Stanford also received annual national academic recognition, with three players earning National Association of Basketball Coaches (NABC) Honors Court status in 2015. The Cardinal were one of 20 NCAA Division I teams to earn an NABC Team Academic Excellence Award in 2016.

In 2012, Dawkins mentored Chasson Randle to become the consummate student-athlete. Randle finished that season as Stanford's all-time leading scorer and earned the program's initial first-team Academic All-America selection since 2006. Under Dawkins, Stanford recorded back-to-back perfect Academic Progress Rate (APR) scores of 1,000 in both the 2012-13 and 2013-14 reports.

Player development was also markedly improved at Stanford under Dawkins' tutelage. Four Cardinal players were selected in the NBA Draft following their collegiate careers—including 2014 first-round pick Josh Huestis.

#### Learning from a Legend

The Washington, D.C., native coached for 10 years under the legendary Mike Krzyzewski at Duke. During Dawkins' decade as a coach at Duke, the Blue Devils won a national championship (2001), tallied six ACC regular-season championships, recorded seven ACC Tournament titles and posted a 330-60 (.846) record. In four consecutive seasons from 1999-2002, Duke finished the regular season ranked No. 1 in both national polls, a first in college basketball history. Duke reached a No. 1 national ranking in seven of 10 seasons with Dawkins on the coaching staff.

While at Duke, he also served as the player personnel director for the USA Basketball Senior National Team from 2006-08.

#### Decorated at Duke

Following a prolific high school career at Mackin Catholic High School in Washington, D.C. (McDonald's All-American and third-team Parade All-American), Dawkins made his way to Duke, where he would become one of the most decorated players to set foot in Durham, North Carolina.

He played for the Blue Devils from 1982-83 through 1985-86, earning consensus All-America honors twice (1985, 1986).

## COACHING RECORD

Season	School	Record	Pct
2008-09	Stanford	20-14	.588
2009-10	Stanford	14-18	.438
2010-11	Stanford	15-16	.484
2011-12	Stanford	26-11	.703
2012-13	Stanford	19-15	.559
2013-14	Stanford	23-13	.639
2014-15	Stanford	24-13	.649
2015-16	Stanford	15-15	.500
2016-17	UCF	24-12	.667
2017-18	UCF	19-13	.594
2018-19	UCF	24-9	.742
2019-20	UCF	16-14	.533
2020-21	UCF	11-12	.478
2021-22	UCF	18-12	.600
2022-23	UCF	19-15	.559
2023-24	UCF	17-16	.515
2024-25	UCF	9-2	.818
<b>At UCF</b>	<b>9 Seasons</b>	<b>157-105</b>	<b>.599</b>
<b>Total</b>	<b>17 Seasons</b>	<b>313-220</b>	<b>.587</b>

## COACHING HIGHLIGHTS

2008-09	CBI Semifinals
2011-12	NIT Champions
2012-13	NIT Second Round
2013-14	NCAA Sweet 16
2014-15	NIT Champions
2016-17	NIT Semifinals
	Finalist for Jim Phelan National Coach of the Year
	Finalist for Ben Jobe National Coach of the Year
2018-19	Finalist for Skip Prosser Man of the Year
	Finalist for Ben Jobe National Coach of the Year
	NCAA Tournament
2022-23	NIT Second Round
2023-24	NIT First Round

## COLLEGIATE CAREER

1982-86	Duke University
1985-86	Naismith National Player of the Year
	Consensus First Team All-America
	First Team All-ACC
	NCAA East Regional MVP
	ACC Tournament MVP
	Duke Team MVP
	Duke Co-Captain
1984-85	Consensus First Team All-America
	First Team All-ACC
	Duke Team MVP
1983-84	Second Team All-ACC
	Duke Team MVP
1982-83	Freshman All-America
	Second Team All-ACC
	Duke Team MVP

## THE DAWKINS FILE

Hometown	Washington, D.C.
High School	Mackin Catholic
College	Duke, 1986

Dawkins was also voted the 1986 Naismith National Player of the Year and named a Freshman All-American in 1983. During his collegiate career, he helped lead Duke to three NCAA Championship berths, including an NCAA title-game appearance in 1986. He was an All-ACC honoree all four seasons as a Blue Devil. Dawkins helped Duke win the 1986 ACC Tournament title in his senior season, claiming the MVP award in the process.

Dawkins finished his career as the school's all-time leading scorer and held that honor until 2006 when J.J. Redick surpassed his mark of 2,556 points. He recorded double-figure point totals in 129 of 133 collegiate games. Dawkins led the Blue Devils in scoring all four years, recording the fourth-highest season point total in school history with 809 in 1986. Dawkins remains Duke's career record-holder in field goals (1,026) and field goals attempted (2,019) while also setting the school's single-season mark for field goals (331) during the 1986 campaign.

Dawkins was inducted into the Duke Sports Hall of Fame in September 1996. His jersey number 24 was retired by the school.

#### Professional Experience

A 1986 first-round NBA Draft pick (10th overall) by San Antonio, Dawkins saw action in nine NBA seasons with the Spurs (1986-89), Philadelphia 76ers (1989-94) and Detroit Pistons (1994-95). He averaged 11.1 points, 2.5 rebounds and 5.5 assists over 541 career NBA games.

#### Giving Back to the Game

Dawkins has served as a member of the National Association of Basketball Coaches Board of Directors since 2012. He currently serves on the NCAA Division I Men's Basketball Ethics Coalition, an independent committee of current and former coaches, charged with promoting ethical conduct through leadership, education and mentoring opportunities, while identifying key issues challenging the coaching community.





# Jordan IVY-CURRY

Guard / Fifth Year / 6-3 / 177  
La Marque, Texas / La Marque / UTSA / Pacific

## SEASON STATS

PPG	RPG	APG	FG%	3PT%	FT%
16.3	3.5	2.8	42.7%	37%	85.1%

## IVY-CURRY NOTEBOOK

- ◆ Scored an impressive 17.1 PPG last season with UTSA, easily topping his career best of 13.9 PPG during 2021-22
- ◆ Nearly doubled his rebounds per game average, posting 5.2 in 2023-24 compared to 2.6 in 2022-23
- ◆ Poured in a career-high 38 points against Florida Atlantic on Jan. 21, 2024
- ◆ Tallied a career-high 63 assists last season, improving on his previous best of 50
- ◆ Made a career-best 46 three pointers last season and shot a career-high 38.7% mark from downtown
- ◆ Earned Conference USA All-Freshman Team honors while with UTSA in 2020-21

## TOP PERFORMANCES

- ◆ **Jacksonville (12/21/24)**  
19 points, 5-9 3PT FG
- ◆ **vs. LSU (11/24/24)**  
20 points (17 of which came over the three overtime periods), 6 rebounds
- ◆ **Florida Atlantic (11/12/24)**  
22 points (including 18 in the first half), five assists, two steals, 4-8 3PT
- ◆ **Purdue Fort Wayne (11/8/24)**  
18 points, 3 assists, 3 steals
- ◆ **Texas A&M (11/4/24)**  
16 points, 5 rebounds, 3 assists

## GAME-BY-GAME STATS

Opponent	Date	GS	MIN	Total		3-Pointers		Free throws		Rebounds				PF	A	TO	BLK	STL	PTS	AVG	
				FG-FGA	PCT	3FG-3FGA	PCT	FT-FTA	PCT	OFF	DEF	TOT	AVG								
Texas A&M	11/04/2024	*	35:04	4-12	.333	2-7	.286	6-8	.750	1	4	5	5.0	3	3	3	0	1	16	16.0	
Purdue Fort Wayne	11/08/2024	*	35:44	5-12	.417	0-6	.000	8-8	1.000	0	0	0	2.5	1	3	1	0	3	18	17.0	
Fla. Atlantic	11/12/2024	*	32:03	6-12	.500	4-8	.500	6-6	1.000	2	1	3	2.7	3	5	3	0	2	22	18.7	
Tennessee Tech	11/19/2024	*	28:41	6-12	.500	0-4	.000	3-3	1.000	2	0	2	2.5	3	3	1	0	4	15	17.8	
vs Wisconsin	11/22/2024	*	25:18	3-14	.214	1-3	.333	6-8	.750	0	4	4	2.8	1	1	0	0	0	13	16.8	
vs LSU	11/24/2024	*	41:55	7-18	.389	5-12	.417	1-2	.500	3	3	6	3.3	4	0	4	0	1	20	17.3	
Milwaukee	11/27/2024	*	30:29	5-9	.556	1-4	.250	3-4	.750	0	5	5	3.6	0	3	0	0	1	14	16.9	
California Baptist	12/01/2024	*	28:59	3-6	.500	1-3	.333	3-4	.750	0	2	2	3.4	1	5	1	0	0	10	16.0	
Tarleton St.	12/08/2024	*	26:41	5-12	.417	4-10	.400	2-2	1.000	4	2	6	3.7	2	2	2	0	3	16	16.0	
vs Tulsa	12/14/2024	*	34:49	6-12	.500	4-7	.571	0-0	.000	1	1	2	3.5	2	4	0	0	0	16	16.0	
Jacksonville	12/21/2024	*	28:14	6-12	.500	5-9	.556	2-2	1.000	0	3	3	3.5	4	2	2	0	3	19	16.3	
Totals			10	347:57	56-131	.427	27-73	.370	40-47	.851	13	25	38	3.5	24	31	17	0	18	179	16.3

## Player Averages

Games Played	Minutes/game	Points/game	FG Pct	3FG Pct	FT Pct	Rebounds/game	Assists/game	Turnovers/game	Assist/Turnover ratio	Steals/game	Blocks/game
11	31.6	16.3	42.7	37.0	85.1	3.5	2.8	1.5	1.8	1.6	0.0

## CAREER HONORS

Conference USA All-Freshman Team  
2020-21  
Conference USA Commissioner's Honor Roll  
2020-21

## COLLEGE PATH

2020-21	Freshman	UTSA
2021-22	Sophomore	UTSA
2022-23	Junior	Pacific
2023-24	Senior	UTSA
2024-25	5th Year	UCF

## CAREER HIGHS

Points	38	Florida Atlantic (1/21/24)
Rebounds	11	at BYU (2/4/23)
Assists	9	at Rice (2/3/22)
Steals	4	2x, last vs. Tennessee Tech (11/19/24)
Blocks	1	10x, last vs. Temple (3/10/24)
FGs Made	12	at SMU (3/2/24)
FGs Att.	24	Florida Atlantic (1/21/24)
3-Pt. FGs Made	6	at Memphis (1/10/24)
3-Pt. FGs Att.	14	at Memphis (1/10/24)
FTs Made	14	Florida Atlantic (1/21/24)
FTs Att.	17	Florida Atlantic (1/21/24)

## 2024-25 GAME HIGHS

Points	22	Florida Atlantic (11/12/24)
Rebounds	6	2x, last vs. Tarleton St. (12/8/24)
Assists	5	2x, last vs. California Baptist (12/1/24)
Steals	4	Tennessee Tech (11/19/24)
Blocks	-	-
FGs Made	7	vs. LSU (11/24/24)
FGs Att.	18	vs. LSU (11/24/24)
3-Pt. FGs Made	5	2x, last vs. Jacksonville (12/21/24)
3-Pt. FGs Att.	12	vs. LSU (11/24/24)
FTs Made	8	Purdue Fort Wayne (11/8/24)
FTs Att.	8	3x, last vs. Wisconsin (11/22/24)

## DID YOU KNOW?

**Favorite pro athlete:** Kyrie Irving  
**Pre-game ritual:** Isolation, pray  
**Favorite movie:** Waist Deep  
**Favorite TV show:** George Lopez  
**Favorite music artist:** NBA Young Boy  
**Favorite food:** Seafood  
**Second favorite sport:** Boxing  
**Favorite off-day activity:** Going to the beach  
**Fun fact:** Made a few songs  
**Hidden talent:** Cooking his seafood pasta

## MISCELLANEOUS

	2024-25	Career
10+ Points	11	67
20+ Points	2	18
30+ Points	-	2
5+ Rebounds	4	25
10+ Rebounds	-	2
3+ Three Pointers	5	28
5+ Assists	2	9
3+ Steals	4	10
3+ Blocks	-	-
Double-Doubles	-	2

## CAREER STATS

				Field Goals		3-Point		F-Throws		Rebounds									Scoring	
SEASON	TEAM	GP-GS	MIN/AVG	FG-FGA	FG%	3FG-3FGA	3FG%	FT-FTA	FT%	OFF	DEF	TOT	AVG	PF-FO	A	TO	BLK	STL	PTS	AVG
2020-21	UTSA	26-11	518/19.9	67-167	.401	24-64	.375	28-41	.683	38	34	72	2.8	44-1	40	21	3	19	186	7.2
2021-22	UTSA	21-19	581/27.6	101-291	.347	45-133	.338	45-56	.804	13	36	49	2.3	25-0	48	51	3	19	292	13.9
2022-23	UOP	33-7	661/20.0	114-270	.422	42-123	.341	70-81	.864	17	69	86	2.6	67-0	50	41	0	17	340	10.3
2023-24	UTSA	21-0	571/27.2	116-289	.401	46-119	.387	82-103	.796	17	92	109	5.2	48-1	63	49	4	19	360	17.1
2024-25	UCF	11-10	348/31.6	56-131	.427	27-73	.370	40-47	.851	13	25	38	3.5	24-0	31	17	0	18	179	16.3
TOTAL FOR UCF		11-10	348/31.6	56-131	.427	27-73	.370	40-47	.851	13	25	38	3.5	24-0	31	17	0	18	179	16.3
TOTAL		112-47	2678/23.9	454-1148	.395	184-512	.359	265-328	.808	98	256	354	3.2	208-2	232	179	10	92	1357	12.1



1

Mikey

WILLIAMS

Guard / Redshirt Freshman / 6-3 / 193  
San Diego, Calif. / San Ysidro / Memphis

SEASON STATS

PPG	RPG	APG	FG%	3PT%	FT%
0.0	0.0	1.0	-	-	-

WILLIAMS NOTEBOOK

- ◆ Made his UCF and collegiate debut on Dec. 21, 2024 against Jacksonville, tallying an assist in 3:12 on the floor.
- ◆ Tabbed as a four-star recruit coming out of high school, ranking No. 39 in the country and No. 8 in California, according to 247Sports. His 0.9809 composite ranking out of high school would be the second highest for a UCF recruit, had he committed straight to UCF.
- ◆ Played at San Ysidro for his senior season where he posted 23.8 points, 9.2 assists and 3.2 rebounds per game, per MaxPreps
- ◆ Spent his sophomore and junior seasons at Lake Norman Christian
- ◆ Named MaxPreps National Freshman of the Year at San Ysidro, posting a stat line of 29.9 points, 6.7 rebounds and 4.9 assists per game, per MaxPreps
- ◆ Scored 46 points in his high school debut on Nov. 20, 2019
- ◆ Tallied a career-high 77 points with nine three-point makes on Dec. 13 in a 116-52 win over Kearny High School
- ◆ His mom, Charisse, was a softball player at Kearny High School before going to Hampton University to play at the collegiate level while his dad, Mahlon, was a basketball player at Sweetwater High School

GAME-BY-GAME STATS

Opponent	Date	GS	MIN	Total		3-Pointers		Free throws		Rebounds				PF	A	TO	BLK	STL	PTS	AVG
				FG-FGA	PCT	3FG-3FGA	PCT	FT-FTA	PCT	OFF	DEF	TOT	AVG							
Jacksonville	12/21/2024		03:12	0-0	.000	0-0	.000	0-0	.000	0	0	0	0.0	0	1	1	0	0	0	0.0
Totals		0	03:12	0-0	.000	0-0	.000	0-0	.000	0	0	0	0.0	0	1	1	0	0	0	0.0

Player Averages

Games Played	Minutes/ game	Points/ game	FG Pct	3FG Pct	FT Pct	Rebounds/ game	Assists/ game	Turnovers/ game	Assist/Turnover ratio	Steals/ game	Blocks/ game
1	3.2	0.0	0.0	0.0	0.0	0.0	1.0	1.0	1.0	0.0	0.0

COLLEGE PATH

2023-24	Freshman	Memphis
2024-25	R-Freshman	UCF

CAREER HIGHS

Points	-	-
Rebounds	-	-
Assists	1	Jacksonville (12/21/24)
Steals	-	-
Blocks	-	-
FGs Made	-	-
FGs Att.	-	-
3-Pt. FGs Made	-	-
3-Pt. FGs Att.	-	-
FTs Made	-	-
FTs Att.	-	-

2024-25 GAME HIGHS

Points	-	-
Rebounds	-	-
Assists	1	Jacksonville (12/21/24)
Steals	-	-
Blocks	-	-
FGs Made	-	-
FGs Att.	-	-
3-Pt. FGs Made	-	-
3-Pt. FGs Att.	-	-
FTs Made	-	-
FTs Att.	-	-

DID YOU KNOW?

Major: Business Communications  
Favorite pro athlete: Rob Dillingham  
Favorite pro team: Minnesota Timberwolves  
Pre-game ritual: Doesn't eat before games  
Favorite movie(s): Friday, Gridiron Gang  
Favorite music artist(s): NBA Young Boy, NoCap, D Five  
Favorite food: Fresh caught, fried fish that he caught  
Second favorite sport: Football  
Favorite off-day activity: Fishing  
Fun fact: Loves animals, favorites are Nigerian Dwarf goats, sharks  
Hidden talent: Makes music

MISCELLANEOUS

	2024-25	Career
10+ Points	-	-
20+ Points	-	-
30+ Points	-	-
5+ Rebounds	-	-
10+ Rebounds	-	-
3+ Three Pointers	-	-
5+ Assists	-	-
3+ Steals	-	-
3+ Blocks	-	-
Double-Doubles	-	-

CAREER STATS

				Field Goals		3-Point		F-Throws		Rebounds									Scoring	
SEASON	TEAM	GP-GS	MIN/AVG	FG-FGA	FG%	3FG-3FGA	3FG%	FT-FTA	FT%	OFF	DEF	TOT	AVG	PF-FO	A	TO	BLK	STL	PTS	AVG
2024-25	UCF	1-0	3/3.2	0-0	.000	0-0	.000	0-0	.000	0	0	0	0.0	0-0	1	1	0	0	0	0.0
TOTAL		1-0	3/3.2	0-0	.000	0-0	.000	0-0	.000	0	0	0	0.0	0-0	1	1	0	0	0	0.0





# 2 JJ TAYLOR

Forward / Sophomore / 6-8 / 196  
Chicago, Ill. / San Ysidro / Memphis

## SEASON STATS

PPG	RPG	APG	FG%	3PT%	FT%
6.1	2.7	1.1	34.9%	28.6%	70.4%

## TAYLOR NOTEBOOK

- ♦ Played in three games, all off the bench and playing in six minutes for Memphis last season; pulling in two rebounds, one each against No. 22 Virginia on Dec. 19 and Jackson State on Nov. 6
- ♦ Was tabbed as a four-star recruit out of San Ysidro High School and was ranked as the No. 86 player in the nation, according to 247Sports composite rankings; he was the No. 14 recruit in California and No. 20 at the small forward position
- ♦ His senior year saw him post 25.5 points, 7.3 rebounds and 1.8 blocks per game while at San Ysidro
- ♦ Spent his junior year at Donda Academy
- ♦ Averaged 28.3 points, 7.2 rebounds and 3.7 assists per game in his sophomore season at Kenwood Academy
- ♦ Played his freshman year at Morgan Park High School.

## TOP PERFORMANCES

- ♦ **Tennessee Tech (11/19/24)**  
11 points, 2 rebounds, 2-for-4 from the three-point line
- ♦ **Texas A&M (11/4/24)**  
10 points, 3 rebounds, 2 blocks; late putback dunk and block to help win

## GAME-BY-GAME STATS

Opponent	Date	GS	MIN	Total		3-Pointers		Free throws		Rebounds				PF	A	TO	BLK	STL	PTS	AVG
				FG-FGA	PCT	3FG-3FGA	PCT	FT-FTA	PCT	OFF	DEF	TOT	AVG							
Texas A&M	11/04/2024		22:01	2-4	.500	1-1	1.000	5-8	.625	1	2	3	3.0	0	0	0	2	2	10	10.0
Purdue Fort Wayne	11/08/2024		14:55	1-3	.333	0-2	.000	2-2	1.000	2	0	2	2.5	1	1	1	0	0	4	7.0
Fla. Atlantic	11/12/2024		19:38	3-8	.375	1-5	.200	1-1	1.000	0	0	1	1.7	2	2	1	0	1	8	7.3
Tennessee Tech	11/19/2024		14:32	4-9	.444	2-4	.500	1-2	.500	0	2	2	1.8	2	0	1	0	0	11	8.3
vs Wisconsin	11/22/2024		20:10	1-6	.167	0-2	.000	1-2	.500	3	6	9	3.2	2	3	1	0	1	3	7.2
vs LSU	11/24/2024		06:50	0-1	.000	0-1	.000	2-2	1.000	0	0	0	2.7	3	0	1	0	0	2	6.3
Milwaukee	11/27/2024		15:25	1-4	.250	0-1	.000	3-3	1.000	0	2	2	2.6	1	2	1	0	0	5	6.1
California Baptist	12/01/2024		19:28	2-5	.400	1-2	.500	1-2	.500	0	2	2	2.5	2	2	1	1	1	6	6.1
Tarleton St.	12/08/2024		15:25	1-3	.333	1-3	.333	3-5	.600	0	4	4	2.7	1	0	3	0	0	6	6.1
<b>Totals</b>		<b>0</b>	<b>148:24</b>	<b>15-43</b>	<b>.349</b>	<b>6-21</b>	<b>.286</b>	<b>19-27</b>	<b>.704</b>	<b>6</b>	<b>18</b>	<b>24</b>	<b>2.7</b>	<b>14</b>	<b>10</b>	<b>10</b>	<b>3</b>	<b>5</b>	<b>55</b>	<b>6.1</b>

## Player Averages

Games Played	Minutes/game	Points/game	FG Pct	3FG Pct	FT Pct	Rebounds/game	Assists/game	Turnovers/game	Assist/Turnover ratio	Steals/game	Blocks/game
9	16.5	6.1	34.9	28.6	70.4	2.7	1.1	1.1	1.0	0.6	0.3

## COLLEGE PATH

2023-24	Freshman	Memphis
2024-25	Sophomore	UCF

## CAREER HIGHS

Points	11	Tennessee Tech (11/19/24)
Rebounds	9	vs. Wisconsin (11/22/24)
Assists	3	vs. Wisconsin (11/22/24)
Steals	2	Texas A&M (11/4/24)
Blocks	2	Texas A&M (11/4/24)
FGs Made	4	Tennessee Tech (11/19/24)
FGs Att.	9	Tennessee Tech (11/19/24)
3-Pt. FGs Made	2	Tennessee Tech (11/19/24)
3-Pt. FGs Att.	5	Florida Atlantic (11/12/24)
FTs Made	5	Texas A&M (11/4/24)
FTs Att.	8	Texas A&M (11/4/24)

## 2024-25 GAME HIGHS

Points	11	Tennessee Tech (11/19/24)
Rebounds	9	vs. Wisconsin (11/22/24)
Assists	3	vs. Wisconsin (11/22/24)
Steals	2	Texas A&M (11/4/24)
Blocks	2	Texas A&M (11/4/24)
FGs Made	4	Tennessee Tech (11/19/24)
FGs Att.	9	Tennessee Tech (11/19/24)
3-Pt. FGs Made	2	Tennessee Tech (11/19/24)
3-Pt. FGs Att.	5	Florida Atlantic (11/12/24)
FTs Made	5	Texas A&M (11/4/24)
FTs Att.	8	Texas A&M (11/4/24)

## DID YOU KNOW?

**Major:** Communication  
**Favorite pro athlete:** Kevin Durant  
**Favorite pro team:** Los Angeles Lakers  
**Pre-game ritual:** Pray  
**Favorite TV show:** Snowfall  
**Favorite music artist:** Juice Wrld  
**Favorite food:** Lamb Chop Pasta  
**Second favorite sport:** Football  
**Favorite off-day activity:** Roller skating  
**Fun fact:** Makes music  
**Hidden talent:** Fishing

## MISCELLANEOUS

	2024-25	Career
10+ Points	2	2
20+ Points	-	-
30+ Points	-	-
5+ Rebounds	1	1
10+ Rebounds	-	-
3+ Three Pointers	-	-
5+ Assists	-	-
3+ Steals	-	-
3+ Blocks	-	-
Double-Doubles	-	-

## CAREER STATS

				Field Goals		3-Point		F-Throws		Rebounds				Scoring						
SEASON	TEAM	GP-GS	MIN/AVG	FG-FGA	FG%	3FG-3FGA	3FG%	FT-FTA	FT%	OFF	DEF	TOT	AVG	PF-FO	A	TO	BLK	STL	PTS	AVG
2023-24	Mem	3-0	5/1.8	0-0	.000	0-0	.000	0-0	.000	0	2	2	0.7	0-0	0	0	0	0	0	0.0
2024-25	UCF	9-0	148/16.5	15-43	.349	6-21	.286	19-27	.704	6	18	24	2.7	14-0	10	10	3	5	55	6.1
<b>TOTAL FOR UCF</b>		<b>9-0</b>	<b>148/16.5</b>	<b>15-43</b>	<b>.349</b>	<b>6-21</b>	<b>.286</b>	<b>19-27</b>	<b>.704</b>	<b>6</b>	<b>18</b>	<b>24</b>	<b>2.7</b>	<b>14-0</b>	<b>10</b>	<b>10</b>	<b>3</b>	<b>5</b>	<b>55</b>	<b>6.1</b>
<b>TOTAL</b>		<b>12-0</b>	<b>154/12.8</b>	<b>15-43</b>	<b>.349</b>	<b>6-21</b>	<b>.286</b>	<b>19-27</b>	<b>.704</b>	<b>6</b>	<b>20</b>	<b>26</b>	<b>2.2</b>	<b>14-0</b>	<b>10</b>	<b>10</b>	<b>3</b>	<b>5</b>	<b>55</b>	<b>4.6</b>



# 3 Darius JOHNSON

Guard / Senior / 6-1 / 200  
Boyd, Md. / Episcopal (Va.)

## SEASON STATS

PPG	RPG	APG	FG%	3PT%	FT%
14.7	3.8	4.5	42.5%	46.2%	81.8%

## JOHNSON NOTEBOOK

- ✦ Scored his 1,000th career point on Nov. 19 vs. Tennessee Tech, becoming the 21st Knight to record all 1,000 points at UCF
- ✦ Named All-Big 12 Honorable Mention at the end of the 2023-24 regular season
- ✦ Finished the 2023-24 campaign by averaging 20.8 PPG over the final five contests, including two 30+ point outings
- ✦ Scored a career-high 33 points in the regular season finale against TCU while pulling in a career-high nine rebounds
- ✦ Snatched 2.21 steals per game last season, a mark that saw him finish the year ranked 18th nationally
- ✦ Shot 39.4% from three last season, a 12.5% improvement on what he shot from long range in 2022-23
- ✦ Son of UCF's Special Assistant to the Head Coach, Kelvin Johnson
- ✦ Darius' brother, Xavier, finished his five-year collegiate career with a bang last season, scoring 22.2 points per game with Southern Illinois.

## TOP PERFORMANCES

- ✦ **California Baptist (12/1/24)**  
11 points, 7 steals, 5 rebounds, 4 assists
- ✦ **Milwaukee (11/27/24)**  
28 points, 8-for-10 3 PT, 3 steals, 2 assists
- ✦ **vs. LSU (11/24/24)**  
27 points, 8 assists, 6 rebounds, 5 steals
- ✦ **Florida Atlantic (11/12/24)**  
21 points, 5 assists, 6-9 FG, 4-7 3 PT
- ✦ **Texas A&M (11/4/24)**  
24 points, 5 assists, 3 steals, 5-11 3PT, 37:30 played

## GAME-BY-GAME STATS

Opponent	Date	GS	MIN	Total		3-Pointers		Free throws		Rebounds				PF	A	TO	BLK	STL	PTS	AVG
				FG-FGA	PCT	3FG-3FGA	PCT	FT-FTA	PCT	OFF	DEF	TOT	AVG							
Texas A&M	11/04/2024	*	37:30	6-13	.462	5-11	.455	7-8	.875	0	3	3	3.0	1	5	2	0	3	24	24.0
Purdue Fort Wayne	11/08/2024	*	37:51	3-8	.375	0-3	.000	1-2	.500	2	2	4	3.5	2	7	3	0	3	7	15.5
Fla. Atlantic	11/12/2024	*	32:12	6-9	.667	4-7	.571	5-5	1.000	0	2	2	3.0	3	5	4	0	1	21	17.3
Tennessee Tech	11/19/2024	*	35:44	2-8	.250	2-4	.500	0-1	.000	0	7	7	4.0	1	4	3	0	2	6	14.5
vs Wisconsin	11/22/2024	*	27:28	2-9	.222	0-3	.000	3-4	.750	1	3	4	4.0	2	1	0	0	1	7	13.0
vs LSU	11/24/2024	*	48:30	8-16	.500	4-8	.500	7-10	.700	2	4	6	4.3	4	8	3	0	5	27	15.3
Milwaukee	11/27/2024	*	35:48	9-14	.643	8-10	.800	2-2	1.000	0	2	2	4.0	3	2	3	1	3	28	17.1
California Baptist	12/01/2024	*	33:12	4-12	.333	2-7	.286	1-2	.500	0	5	5	4.1	3	4	4	0	7	11	16.4
Tarleton St.	12/08/2024	*	38:52	2-5	.400	2-4	.500	4-4	1.000	0	2	2	3.9	1	7	5	0	3	10	15.7
vs Tulsa	12/14/2024	*	29:45	3-14	.214	1-5	.200	2-2	1.000	1	0	1	3.6	3	3	0	1	1	9	15.0
Jacksonville	12/21/2024	*	30:09	3-5	.600	2-3	.667	4-4	1.000	1	5	6	3.8	2	3	4	0	5	12	14.7
<b>Totals</b>		<b>11</b>	<b>387:00</b>	<b>48-113</b>	<b>.425</b>	<b>30-65</b>	<b>.462</b>	<b>36-44</b>	<b>.818</b>	<b>7</b>	<b>35</b>	<b>42</b>	<b>3.8</b>	<b>25</b>	<b>49</b>	<b>31</b>	<b>2</b>	<b>34</b>	<b>162</b>	<b>14.7</b>

## Player Averages

Games Played	Minutes/game	Points/game	FG Pct	3FG Pct	FT Pct	Rebounds/game	Assists/game	Turnovers/game	Assist/Turnover ratio	Steals/game	Blocks/game
11	35.2	14.7	42.5	46.2	81.8	3.8	4.5	2.8	1.6	3.1	0.2

## CAREER HONORS

All-Big 12 Honorable Mention  
2023-24  
AAC All-Freshman Team  
2021-22  
2x AAC Rookie of the Week  
Jan. 24, 2022; Feb. 21, 2022  
2x AAC Weekly Honor Roll  
Dec. 26 2022; Feb. 13, 2023

## COLLEGE PATH

2021-22	Freshman	UCF
2022-23	Sophomore	UCF
2023-24	Junior	UCF
2024-25	Senior	UCF

## CAREER HIGHS

Points	33	at TCU (3/9/24)
Rebounds	9	at TCU (3/9/24)
Assists	10	3x, last vs. Baylor (1/31/24)
Steals	7	2x, last vs. California Baptist (12/1/24)
Blocks	1	8x, last vs. Tulsa (12/14/24)
FGs Made	12	vs. BYU (3/13/24)
FGs Att.	23	at West Virginia (2/20/24)
3-Pt. FGs Made	8	Milwaukee (11/27/24)
3-Pt. FGs Att.	15	at West Virginia (2/20/24)
FTs Made	10	2x, last at TCU (3/9/24)
FTs Att.	12	vs. Charlotte (11/20/23)

## 2024-25 GAME HIGHS

Points	28	Milwaukee (11/27/24)
Rebounds	7	Tennessee Tech (11/19/24)
Assists	8	vs. LSU (11/24/24)
Steals	7	California Baptist (12/1/24)
Blocks	1	2x, last vs. Tulsa (12/14/24)
FGs Made	9	Milwaukee (11/27/24)
FGs Att.	16	vs. LSU (11/24/24)
3-Pt. FGs Made	8	Milwaukee (11/27/24)
3-Pt. FGs Att.	11	Texas A&M (11/4/24)
FTs Made	7	2x, last vs. LSU (11/24/24)
FTs Att.	10	vs. LSU (11/24/24)

## DID YOU KNOW?

Major: Hospitality  
Favorite pro athlete(s): Damian Lillard, Kevin Durant, Steph Curry  
Favorite pro team: Washington Commanders  
Pre-game ritual: Nap  
Favorite movie(s): Rush Hour  
Favorite TV show: Power  
Favorite music artist: Youngboy  
Favorite food: Chicken  
Second favorite sport: Football  
Favorite off-day activity: Sleep  
Fun fact: Used to play lacrosse  
Hidden talent: Can sing

## MISCELLANEOUS

	2024-25	Career
10+ Points	7	57
20+ Points	4	12
30+ Points	-	2
5+ Rebounds	4	29
10+ Rebounds	-	-
3+ Three Pointers	4	20
5+ Assists	5	29
3+ Steals	7	31
3+ Blocks	-	-
Double-Doubles	-	3

## CAREER STATS

SEASON	TEAM	GP-GS	MIN/AVG	Field Goals		3-Point		F-Throws		Rebounds				Scoring						
				FG-FGA	FG%	3FG-3FGA	3FG%	FT-FTA	FT%	OFF	DEF	TOT	AVG	PF-FO	A	TO	BLK	STL	PTS	AVG
2021-22	UCF	30-13	709/23.6	64-195	.328	26-87	.299	39-53	.736	16	84	100	3.3	62-2	89	59	1	30	193	6.4
2022-23	UCF	25-22	773/30.9	89-231	.385	28-104	.269	43-50	.860	17	59	76	3.0	65-4	106	61	2	55	249	10.0
2023-24	UCF	33-32	1077/32.6	159-391	.407	71-180	.394	111-137	.810	17	93	110	3.3	99-6	123	92	3	73	500	15.2
2024-25	UCF	11-11	387/35.2	48-113	.425	30-65	.462	36-44	.818	7	35	42	3.8	25-0	49	31	2	34	162	14.7
<b>TOTAL</b>		<b>99-78</b>	<b>2947/29.8</b>	<b>360-930</b>	<b>.387</b>	<b>155-436</b>	<b>.356</b>	<b>229-284</b>	<b>.806</b>	<b>57</b>	<b>271</b>	<b>328</b>	<b>3.3</b>	<b>251-12</b>	<b>367</b>	<b>243</b>	<b>8</b>	<b>192</b>	<b>1104</b>	<b>11.2</b>





# 4 Keyshawn HALL

Guard/Forward / Junior / 6-7 / 235  
Cleveland, Ohio / Denver Prep / George Mason/UNLV

## SEASON STATS

PPG	RPG	APG	FG%	3PT%	FT%
15.2	6.5	2.3	40.6%	25%	79.7%

## HALL NOTEBOOK

- ✦ Earned a double-double in just his second game as a Knight, scoring 14 points and securing 12 rebounds in a win over Purdue Fort Wayne
- ✦ Named All-Atlantic 10 Second Team and NABC First Team All-District for his efforts at George Mason last season
- ✦ Scored 16.6 PPG and pulled in 8.1 RPG last season, starting in 28 games and playing in 29 for George Mason
- ✦ If you round up, Hall was one of just 14 players in the nation to average 17+ PPG, 8+ RPG and 1.5 APG last season
- ✦ Ranked fourth in the Atlantic 10 in scoring during league play, averaging 18.1 points per game
- ✦ Scored a career-high 36 points against Bridgewater (Va.) on Dec. 19, 2023
- ✦ Pulled in a career-best 15 rebounds against South Dakota State in the Jacksonville Classic on Nov. 20, 2023

## TOP PERFORMANCES

- ✦ **vs. LSU (11/24/24)**  
21 points, 10 rebounds, 2 assists
- ✦ **Florida Atlantic (11/12/24)**  
26 points, 7 rebounds, 9-14 FG
- ✦ **Purdue Fort Wayne (11/8/24)**  
14 points, 12 rebounds, 1 steal, 1 assist

## GAME-BY-GAME STATS

Opponent	Date	GS	MIN	Total		3-Pointers		Free throws		Rebounds				Other				PTS	AVG
				FG-FGA	PCT	3FG-3FGA	PCT	FT-FTA	PCT	OFF	DEF	TOT	AVG	PF	A	TO	BLK		
Texas A&M	11/04/2024	*	23:12	3-6	.500	0-1	.000	4-7	.571	1	2	3	3.0	5	2	2	0	10	10.0
Purdue Fort Wayne	11/08/2024	*	32:47	3-12	.250	0-3	.000	8-9	.889	3	9	12	7.5	1	1	5	0	14	12.0
Fla. Atlantic	11/12/2024	*	36:24	9-14	.643	2-3	.667	6-7	.857	1	6	7	7.3	2	3	5	1	26	16.7
Tennessee Tech	11/19/2024	*	29:44	7-15	.467	1-3	.333	5-6	.833	2	7	9	7.8	2	5	3	0	20	17.5
vs Wisconsin	11/22/2024	*	28:53	4-11	.364	0-2	.000	3-5	.600	1	4	5	7.2	3	1	2	0	11	16.2
vs LSU	11/24/2024	*	42:44	7-22	.318	1-6	.167	6-8	.750	2	8	10	7.7	3	2	3	0	21	17.0
Milwaukee	11/27/2024	*	31:12	2-11	.182	0-3	.000	3-4	.750	1	4	5	7.3	2	3	0	1	7	15.6
California Baptist	12/01/2024	*	30:19	6-12	.500	2-3	.667	1-1	1.000	1	4	5	7.0	0	2	3	0	15	15.5
Tarleton St.	12/08/2024	*	28:28	1-7	.143	1-4	.250	5-6	.833	3	3	6	6.9	2	0	1	0	8	14.7
vs Tulsa	12/14/2024	*	29:46	5-11	.455	0-2	.000	4-5	.800	1	5	6	6.8	4	3	0	1	14	14.6
Jacksonville	12/21/2024	*	28:06	5-7	.714	1-2	.500	10-11	.909	0	3	3	6.5	0	3	2	1	21	15.2
<b>Totals</b>		<b>11</b>	<b>341:35</b>	<b>52-128</b>	<b>.406</b>	<b>8-32</b>	<b>.250</b>	<b>55-69</b>	<b>.797</b>	<b>16</b>	<b>55</b>	<b>71</b>	<b>6.5</b>	<b>24</b>	<b>25</b>	<b>26</b>	<b>4</b>	<b>167</b>	<b>15.2</b>

## Player Averages

Games Played	Minutes/game	Points/game	FG Pct	3FG Pct	FT Pct	Rebounds/game	Assists/game	Turnovers/game	Assist/Turnover ratio	Steals/game	Blocks/game
11	31.1	15.2	40.6	25.0	79.7	6.5	2.3	2.4	1.0	0.6	0.4

## CAREER HONORS

NABC First Team All-District  
2023-24  
All-Atlantic 10 Second Team  
2023-24  
Atlantic 10 Co-Player of the Week  
Nov. 20, 2023

## COLLEGE PATH

2022-23 Freshman UNLV  
2023-24 Sophomore George Mason  
2024-25 Junior UCF

## CAREER HIGHS

Points 36 Bridgewater (Va.) (12/19/23)  
Rebounds 15 vs. South Dakota St. (11/20/23)  
Assists 5 Tennessee Tech (11/19/24)  
Steals 2 3x, last at UMass (2/3/24)  
Blocks 2 George Washington (2/13/24)  
FGs Made 15 Bridgewater (Va.) (12/19/23)  
FGs Att. 21 vs. LSU (11/24/24)  
3-Pt. FGs Made 3 4x, last vs. George Washington (2/13/24)  
3-Pt. FGs Att. 9 at Saint Joseph's (1/31/24)  
FTs Made 10 3x, last vs. Jacksonville (12/21/24)  
FTs Att. 11 3x, last vs. Jacksonville (12/21/24)

## 2024-25 GAME HIGHS

Points 26 Florida Atlantic (11/12/24)  
Rebounds 12 Purdue Fort Wayne (11/8/24)  
Assists 5 Tennessee Tech (11/19/24)  
Steals 2 Jacksonville (12/21/24)  
Blocks 1 4x, last vs. Jacksonville (12/21/24)  
FGs Made 9 Florida Atlantic (11/12/24)  
FGs Att. 22 vs. LSU (11/24/24)  
3-Pt. FGs Made 2 2x, last vs. California Baptist (12/1/24)  
3-Pt. FGs Att. 6 vs. LSU (11/24/24)  
FTs Made 10 Jacksonville (12/21/24)  
FTs Att. 11 Jacksonville (12/21/24)

## DID YOU KNOW?

**Major:** Communication (business professional track)  
**Favorite pro athletes:** James Harden, Carmelo Anthony  
**Favorite pro team:** Cleveland Cavaliers  
**Pre-game ritual:** Listen to Rod Wave and Adele  
**Favorite movies:** Avengers Endgame, TAG  
**Favorite TV show:** Power  
**Favorite music artists:** Rod Wave, Drake, Adele  
**Favorite food:** Mac & Cheese  
**Second favorite sport:** Football  
**Favorite off-day activity:** Gaming, amusement parks  
**Hidden talent:** Lost 60 pounds in four months one time

## MISCELLANEOUS

	2024-25	Career
10+ Points	9	35
20+ Points	4	14
30+ Points	-	1
5+ Rebounds	9	34
10+ Rebounds	2	12
3+ Three Pointers	-	4
5+ Assists	1	1
3+ Steals	-	-
3+ Blocks	-	-
Double-Doubles	2	11

## CAREER STATS

				Field Goals		3-Point		F-Throws		Rebounds								Scoring		
SEASON	TEAM	GP-GS	MIN/AVG	FG-FGA	FG%	3FG-3FGA	3FG%	FT-FTA	FT%	OFF	DEF	TOT	AVG	PF-FO	A	TO	BLK	STL	PTS	AVG
2022-23	UNLV	18-0	193/10.7	35-73	.479	10-20	.500	17-25	.680	6	23	29	1.6	34-1	8	20	4	4	97	5.4
2023-24	GMU	29-28	888/30.6	163-344	.474	41-115	.357	114-135	.844	32	202	234	8.1	61-0	42	68	9	12	481	16.6
2024-25	UCF	11-11	342/31.1	52-128	.406	8-32	.250	55-69	.797	16	55	71	6.5	24-1	25	26	4	7	167	15.2
TOTAL FOR UCF		11-11	342/31.1	52-128	.406	8-32	.250	55-69	.797	16	55	71	6.5	24-1	25	26	4	7	167	15.2
TOTAL		58-39	1423/24.5	250-545	.459	59-167	.353	186-229	.812	54	280	334	5.8	119-2	75	114	17	23	745	12.8





# 5 Benny WILLIAMS

Forward / Senior / 6-10 / 217  
Bowie, Md. / IMG Academy / Syracuse

## SEASON STATS

PPG	RPG	APG	FG%	3PT%	FT%
6.6	3.9	0.8	51.8%	33.3%	66.7%

## WILLIAMS NOTEBOOK

- Registered 5.4 points per game last season with Syracuse, shooting an even 40% from the floor
- Was an efficient 44.7% from the field and 39.6% from the three-point arc in 2022-23
- Swatted aside a career-best 16 blocks last season
- Tallied a career-high 24 points at Pittsburgh on Feb. 25, 2023
- Snatched a career-best five steals against Wake Forest on Mar. 8, 2023
- Was rated a five-star recruit out of high school by Rivals.com, ranking 15th overall in the Class of 2021

## TOP PERFORMANCES

- Florida Atlantic (11/12/24)  
17 points, 8 rebounds, 7-11 FG

## GAME-BY-GAME STATS

Opponent	Date	GS	MIN	Total		3-Pointers		Free throws		Rebounds				PF	A	TO	BLK	STL	PTS	AVG
				FG-FGA	PCT	3FG-3FGA	PCT	FT-FTA	PCT	OFF	DEF	TOT	AVG							
Texas A&M	11/04/2024		15:20	1-2	.500	0-0	.000	0-0	.000	0	3	3	3.0	2	0	2	1	1	2	2.0
Purdue Fort Wayne	11/08/2024		14:35	4-6	.667	0-0	.000	0-1	.000	2	4	6	4.5	0	0	1	1	0	8	5.0
Fla. Atlantic	11/12/2024		21:45	7-11	.636	1-1	1.000	2-2	1.000	2	6	8	5.7	4	0	2	1	0	17	9.0
Tennessee Tech	11/19/2024		21:55	2-7	.286	0-1	.000	0-0	.000	2	3	5	5.5	3	1	0	0	0	4	7.8
vs Wisconsin	11/22/2024		16:59	2-5	.400	0-1	.000	2-5	.400	2	0	2	4.8	3	0	1	2	0	6	7.4
vs LSU	11/24/2024		28:14	3-6	.500	0-1	.000	0-0	.000	1	3	4	4.7	0	1	1	3	2	6	7.2
Milwaukee	11/27/2024		19:31	2-4	.500	0-1	.000	0-0	.000	1	2	3	4.4	1	4	0	0	0	4	6.7
California Baptist	12/01/2024		12:54	1-4	.250	1-3	.333	4-4	1.000	1	1	2	4.1	0	0	1	1	0	7	6.8
Tarleton St.	12/08/2024		16:46	2-4	.500	0-0	.000	2-2	1.000	2	1	3	4.0	1	1	1	0	0	6	6.7
vs Tulsa	12/14/2024		13:25	3-5	.600	1-1	1.000	0-2	.000	2	2	4	4.0	3	1	2	0	1	7	6.7
Jacksonville	12/21/2024		13:50	2-2	1.000	0-0	.000	2-2	1.000	1	2	3	3.9	0	1	0	0	0	6	6.6
<b>Totals</b>		<b>0</b>	<b>195:15</b>	<b>29-56</b>	<b>.518</b>	<b>3-9</b>	<b>.333</b>	<b>12-18</b>	<b>.667</b>	<b>16</b>	<b>27</b>	<b>43</b>	<b>3.9</b>	<b>17</b>	<b>9</b>	<b>11</b>	<b>9</b>	<b>4</b>	<b>73</b>	<b>6.6</b>

## Player Averages

Games Played	Minutes/game	Points/game	FG Pct	3FG Pct	FT Pct	Rebounds/game	Assists/game	Turnovers/game	Assist/Turnover ratio	Steals/game	Blocks/game
11	17.7	6.6	51.8	33.3	66.7	3.9	0.8	1.0	0.8	0.4	0.8

## COLLEGE PATH

2021-22	Freshman	Syracuse
2022-23	Sophomore	Syracuse
2023-24	Junior	Syracuse
2024-25	Senior	UCF

## CAREER HIGHS

Points	24	at Pittsburgh (2/25/23)
Rebounds	11	2x, last vs. Wake Forest (3/8/23)
Assists	6	Oakland (12/6/22)
Steals	5	vs. Wake Forest (3/8/23)
Blocks	3	2x, last vs. LSU (11/24/24)
FGs Made	8	at Pittsburgh (2/25/23)
FGs Att.	15	at Pittsburgh (2/25/23)
3-Pt. FGs Made	5	at Pittsburgh (2/25/23)
3-Pt. FGs Att.	6	at Pittsburgh (2/25/23)
FTs Made	4	4x, last vs. California Baptist (12/1/24)
FTs Att.	8	at Virginia (12/2/23)

## 2024-25 GAME HIGHS

Points	17	Florida Atlantic (11/12/24)
Rebounds	8	Florida Atlantic (11/12/24)
Assists	4	Milwaukee (11/27/24)
Steals	2	vs. LSU (11/24/24)
Blocks	3	vs. LSU (11/24/24)
FGs Made	7	Florida Atlantic (11/12/24)
FGs Att.	11	Florida Atlantic (11/12/24)
3-Pt. FGs Made	1	3x, last vs. Tulsa (12/14/24)
3-Pt. FGs Att.	3	California Baptist (12/1/24)
FTs Made	4	California Baptist (12/1/24)
FTs Att.	5	vs. LSU (11/24/24)

## DID YOU KNOW?

Major: Sociology  
 Favorite pro athlete: Paul George  
 Favorite pro team: Boston Celtics  
 Pre-game ritual: Listen to music, meditate  
 Favorite movie: Scarface  
 Favorite TV show: Stranger Things  
 Favorite music artist: Lil Yachty  
 Favorite food: Chicken  
 Second favorite sport: Football  
 Favorite off-day activity: Shopping  
 Fun fact: Into fashion  
 Hidden talent: Sketching

## MISCELLANEOUS

	2024-25	Career
10+ Points	1	14
20+ Points	-	1
30+ Points	-	-
5+ Rebounds	3	23
10+ Rebounds	-	3
3+ Three Pointers	-	2
5+ Assists	-	1
3+ Steals	-	4
3+ Blocks	1	2
Double-Doubles	-	3

## CAREER STATS

SEASON	TEAM	GP-GS	MIN/AVG	Field Goals		3-Point		F-Throws		Rebounds				Scoring						
				FG-FGA	FG%	3FG-3FGA	3FG%	FT-FTA	FT%	OFF	DEF	TOT	AVG	PF-FO	A	TO	BLK	STL	PTS	AVG
2021-22	SU	29-0	313/10.8	21-62	.339	1-11	.091	13-21	.619	12	30	42	1.4	24-0	6	17	7	12	56	1.9
2022-23	SU	30-24	669/22.3	85-190	.447	19-48	.396	26-40	.650	37	86	123	4.1	34-1	25	29	9	23	215	7.2
2023-24	SU	18-0	307/17.1	38-95	.400	7-34	.206	14-26	.538	16	55	71	3.9	34-0	22	21	16	17	97	5.4
2024-25	UCF	11-0	195/17.7	29-56	.518	3-9	.333	12-18	.667	16	27	43	3.9	17-0	9	11	9	4	73	6.6
<b>TOTAL FOR UCF</b>		<b>11-0</b>	<b>195/17.7</b>	<b>29-56</b>	<b>.518</b>	<b>3-9</b>	<b>.333</b>	<b>12-18</b>	<b>.667</b>	<b>16</b>	<b>27</b>	<b>43</b>	<b>3.9</b>	<b>17-0</b>	<b>9</b>	<b>11</b>	<b>9</b>	<b>4</b>	<b>73</b>	<b>6.6</b>
<b>TOTAL</b>		<b>88-24</b>	<b>1485/16.9</b>	<b>173-403</b>	<b>.429</b>	<b>30-102</b>	<b>.294</b>	<b>65-105</b>	<b>.619</b>	<b>81</b>	<b>198</b>	<b>279</b>	<b>3.2</b>	<b>109-1</b>	<b>62</b>	<b>78</b>	<b>41</b>	<b>56</b>	<b>441</b>	<b>5.0</b>





# 6 Dallan 'Deebo' COLEMAN

Guard / Senior / 6-6 / 220  
Memphis, Tenn. / West Nassau (Callahan, Fla.) / Georgia Tech

## SEASON STATS

PPG	RPG	APG	FG%	3PT%	FT%
6.7	4.1	0.9	38.1%	26.5%	73.9%

## COLEMAN NOTEBOOK

- ◆ Averaged 5.9 points, second-best among Georgia Tech reserves last season, in 18.7 minutes per game
- ◆ Averaged 16 points per game in Georgia Tech's first three games of 2023-24 (15-24 FG, 9-16 3pt FG)
- ◆ Only committed four turnovers in 16 ACC games played last season, only had 10 on the entire campaign
- ◆ His career-best mark of 24 points came against UMass Lowell on Nov. 14, 2023
- ◆ Scoring efficiency improved from his first two seasons (.318 points per minute in 2023-24, .287 combined his first two seasons)

## TOP PERFORMANCES

- ◆ **vs. Tulsa (12/14/24)**  
20 points, 9 rebounds, 2 steals, 2 assists, 6-for-8 FG, 2-for-3 3PT FG
- ◆ **Tennessee Tech (11/19/24)**  
14 points, 5 rebounds, 6-for-9 FG, 2-for-4 3PT FG

## GAME-BY-GAME STATS

Opponent	Date	GS	MIN	Total		3-Pointers		Free throws		Rebounds				PF	A	TO	BLK	STL	PTS	AVG
				FG-FGA	PCT	3FG-3FGA	PCT	FT-FTA	PCT	OFF	DEF	TOT	AVG							
Texas A&M	11/04/2024	*	25:42	0-5	.000	0-3	.000	0-0	.000	0	1	1	1.0	1	2	0	0	2	0	0.0
Purdue Fort Wayne	11/08/2024	*	19:48	1-4	.250	1-3	.333	0-2	.000	1	3	4	2.5	2	0	1	0	1	3	1.5
Fla. Atlantic	11/12/2024	*	20:45	0-2	.000	0-2	.000	3-4	.750	1	4	5	3.3	2	1	0	0	0	3	2.0
Tennessee Tech	11/19/2024	*	23:28	6-9	.667	2-4	.500	0-1	.000	4	1	5	3.8	2	1	0	0	0	14	5.0
vs Wisconsin	11/22/2024	*	16:10	0-4	.000	0-3	.000	2-2	1.000	1	4	5	4.0	1	0	1	0	0	2	4.4
vs LSU	11/24/2024	*	41:16	3-8	.375	0-3	.000	0-1	.000	2	2	4	4.0	3	1	1	1	5	6	4.7
Milwaukee	11/27/2024	*	13:56	3-7	.429	1-3	.333	0-0	.000	1	0	1	3.6	1	0	0	0	0	7	5.0
California Baptist	12/01/2024	*	17:29	1-3	.333	1-2	.500	3-4	.750	2	1	3	3.5	1	0	0	0	1	6	5.1
Tarleton St.	12/08/2024	*	24:35	3-9	.333	1-7	.143	1-1	1.000	2	1	3	3.4	2	2	1	0	1	8	5.4
vs Tulsa	12/14/2024	*	32:30	6-8	.750	2-3	.667	6-6	1.000	3	6	9	4.0	1	2	0	0	2	20	6.9
Jacksonville	12/21/2024	*	21:49	1-4	.250	1-1	1.000	2-2	1.000	0	5	5	4.1	1	1	2	0	1	5	6.7
Totals		11	257:29	24-63	.381	9-34	.265	17-23	.739	17	28	45	4.1	17	10	6	1	13	74	6.7

## Player Averages

Games Played	Minutes/game	Points/game	FG Pct	3FG Pct	FT Pct	Rebounds/game	Assists/game	Turnovers/game	Assist/Turnover ratio	Steals/game	Blocks/game
11	23.4	6.7	38.1	26.5	73.9	4.1	0.9	0.5	1.7	1.2	0.1

## COLLEGE PATH

2021-22	Freshman	Georgia Tech
2022-23	Sophomore	Georgia Tech
2023-24	Junior	Georgia Tech
2024-25	Senior	UCF

## CAREER HIGHS

Points	24	UMass Lowell (11/14/23)
Rebounds	9	2x, last vs. Tulsa (12/14/24)
Assists	8	at Syracuse (2/28/23)
Steals	5	vs. LSU (11/24/24)
Blocks	2	2x, last vs. Louisville (2/25/23)
FGs Made	7	UMass Lowell (11/14/23)
FGs Att.	14	2x, last vs. Pittsburgh (3/8/23)
3-Pt. FGs Made	5	3x, last vs. UMass Lowell (11/14/23)
3-Pt. FGs Att.	12	at Syracuse (2/28/23)
FTs Made	9	at Georgia State (11/12/22)
FTs Att.	13	at Georgia State (11/12/22)

## 2024-25 GAME HIGHS

Points	20	vs. Tulsa (12/14/24)
Rebounds	9	vs. Tulsa (12/14/24)
Assists	2	3x, last vs. Tulsa (12/14/24)
Steals	5	vs. LSU (11/24/24)
Blocks	1	vs. LSU (11/24/24)
FGs Made	6	2x, last vs. Tulsa (12/14/24)
FGs Att.	9	Tennessee Tech (11/19/24)
3-Pt. FGs Made	2	2x, last vs. Tulsa (12/14/24)
3-Pt. FGs Att.	4	Tennessee Tech (11/19/24)
FTs Made	6	vs. Tulsa (12/14/24)
FTs Att.	6	vs. Tulsa (12/14/24)

## DID YOU KNOW?

- Major:** Business
- Favorite pro athlete:** LeBron James
- Favorite pro teams:** Memphis Grizzlies and New England Patriots
- Pre-game ritual:** Listen to music
- Favorite movie:** Friday
- Favorite TV show:** Power Ghost
- Favorite music artists:** Young Thug, Moneybagg Yo, Lil Baby, Young Jeezy, Gunna, Rod Wave
- Favorite foods:** Hibachi and soul food
- Second favorite sport:** Football
- Favorite off-day activity:** Fishing
- Fun fact:** Professional bowler and fisherman
- Hidden talent:** Can cook

## MISCELLANEOUS

	2024-25	Career
10+ Points	2	26
20+ Points	1	3
30+ Points	-	-
5+ Rebounds	5	15
10+ Rebounds	-	-
3+ Three Pointers	-	17
5+ Assists	-	2
3+ Steals	1	8
3+ Blocks	-	-
Double-Doubles	-	-

## CAREER STATS

SEASON	TEAM	GP-GS	MIN/AVG	Field Goals		3-Point		F-Throws		Rebounds				Scoring						
				FG-FGA	FG%	3FG-3FGA	3FG%	FT-FTA	FT%	OFF	DEF	TOT	AVG	PF-FO	A	TO	BLK	STL	PTS	AVG
2021-22	GaTech	31-5	734/23.7	63-161	.391	43-104	.413	23-32	.719	12	46	58	1.9	70-1	19	21	3	28	192	6.2
2022-23	GaTech	33-31	1031/31.3	103-274	.376	57-175	.326	51-74	.689	14	83	97	2.9	73-0	44	39	10	26	314	9.5
2023-24	GaTech	28-0	522/18.7	58-144	.403	32-94	.340	18-30	.600	22	46	68	2.4	43-0	18	10	6	14	166	5.9
2024-25	UCF	11-11	257/23.4	24-63	.381	9-34	.265	17-23	.739	17	28	45	4.1	17-0	10	6	1	13	74	6.7
<b>TOTAL FOR UCF</b>		<b>11-11</b>	<b>257/23.4</b>	<b>24-63</b>	<b>.381</b>	<b>9-34</b>	<b>.265</b>	<b>17-23</b>	<b>.739</b>	<b>17</b>	<b>28</b>	<b>45</b>	<b>4.1</b>	<b>17-0</b>	<b>10</b>	<b>6</b>	<b>1</b>	<b>13</b>	<b>74</b>	<b>6.7</b>
<b>TOTAL</b>		<b>103-47</b>	<b>2546/24.7</b>	<b>248-642</b>	<b>.386</b>	<b>141-407</b>	<b>.346</b>	<b>109-159</b>	<b>.686</b>	<b>65</b>	<b>203</b>	<b>268</b>	<b>2.6</b>	<b>203-1</b>	<b>91</b>	<b>76</b>	<b>20</b>	<b>81</b>	<b>746</b>	<b>7.2</b>



# 7 Dior JOHNSON

Guard / Redshirt Sophomore / 6-3 / 182

Kingston, N.Y. / Southern California Academy / Clarendon College/Pitt

## SEASON STATS

PPG	RPG	APG	FG%	3PT%	FT%
3.1	1.2	1.3	44.4%	20%	90%

## JOHNSON NOTEBOOK

- ♦ Played in 21 games at Clarendon College, earning a start in 20 of them while averaging 29.7 points, 5.4 rebounds and 5.9 assists per game
- ♦ Shot 52.1% from the field and 41.7% from beyond the three point arc and sunk 85.6% of his free throws
- ♦ Scored a season-high 58 points on the road at Howard (Texas) on Feb. 15, 2024 in a 104-100 victory; was 19-for-34 from the field, 5-of-6 from long range and 15-of-16 from the charity stripe
- ♦ Had a second 50+ point performance on the season, scoring 53 in the penultimate game of the campaign vs. New Mexico Junior College on March 15, 2024
- ♦ Scored 40 or more points in six games, and sunk 30 or more points in 10 contests
- ♦ Had seven games in which he made multiple three-pointers, included a season high five at Howard (Texas)
- ♦ Did not see game action at Pitt, earning a redshirt

## TOP PERFORMANCES

- ♦ vs. #19 Wisconsin (11/22/24)  
11 points on 3-of-4 FG, including 5-of-6 FT, 4 assists, 2 steals

## GAME-BY-GAME STATS

Opponent	Date	GS	MIN	Total		3-Pointers		Free throws		Rebounds				PF	A	TO	BLK	STL	PTS	AVG
				FG-FGA	PCT	3FG-3FGA	PCT	FT-FTA	PCT	OFF	DEF	TOT	AVG							
Texas A&M	11/04/2024		04:56	0-2	.000	0-1	.000	0-0	.000	0	0	0	0.0	0	0	0	0	0	0	0.0
Purdue Fort Wayne	11/08/2024		02:17	0-0	.000	0-0	.000	0-0	.000	0	0	0	0.0	0	0	0	0	0	0	0.0
Fla. Atlantic	11/12/2024		08:42	0-1	.000	0-0	.000	0-0	.000	0	1	1	0.3	1	1	1	0	0	0	0.0
Tennessee Tech	11/19/2024		04:16	0-3	.000	0-0	.000	0-0	.000	3	1	4	1.3	0	1	1	0	0	0	0.0
vs Wisconsin	11/22/2024		12:32	3-4	.750	0-0	.000	5-6	.833	0	1	1	1.2	0	4	1	0	2	11	2.2
vs LSU	11/24/2024		08:18	1-2	.500	0-1	.000	2-2	1.000	0	0	0	1.0	0	0	0	0	0	4	2.5
Milwaukee	11/27/2024		16:46	4-6	.667	1-1	1.000	0-0	.000	0	2	2	1.1	1	2	2	0	1	9	3.4
California Baptist	12/01/2024		06:48	0-0	.000	0-0	.000	0-0	.000	0	2	2	1.3	2	0	0	0	0	0	3.0
Tarleton St.	12/08/2024		08:25	1-3	.333	0-1	.000	0-0	.000	0	0	0	1.1	0	1	1	0	2	2	2.9
vs Tulsa	12/14/2024		09:34	1-2	.500	0-1	.000	2-2	1.000	0	2	2	1.2	3	2	0	0	1	4	3.0
Jacksonville	12/21/2024		09:54	2-4	.500	0-0	.000	0-0	.000	0	1	1	1.2	0	3	1	0	0	4	3.1
<b>Totals</b>		<b>0</b>	<b>92:29</b>	<b>12-27</b>	<b>.444</b>	<b>1-5</b>	<b>.200</b>	<b>9-10</b>	<b>.900</b>	<b>3</b>	<b>10</b>	<b>13</b>	<b>1.2</b>	<b>7</b>	<b>14</b>	<b>7</b>	<b>0</b>	<b>6</b>	<b>34</b>	<b>3.1</b>

## Player Averages

Games Played	Minutes/game	Points/game	FG Pct	3FG Pct	FT Pct	Rebounds/game	Assists/game	Turnovers/game	Assist/Turnover ratio	Steals/game	Blocks/game
11	8.4	3.1	44.4	20.0	90.0	1.2	1.3	0.6	2.0	0.5	0.0

## COLLEGE PATH

2022-23	Freshman	Pitt
2023-24	R-Freshman	Clarendon College
2024-25	R-Sophomore	UCF

## CAREER HIGHS

Points	11	vs. Wisconsin (11/22/24)
Rebounds	4	Tennessee Tech (11/19/24)
Assists	4	vs. Wisconsin (11/22/24)
Steals	2	2x, last vs. Tarleton St. (12/8/24)
Blocks	-	-
FGs Made	4	Milwaukee (11/27/24)
FGs Att.	6	Milwaukee (11/27/24)
3-Pt. FGs Made	1	Milwaukee (11/27/24)
3-Pt. FGs Att.	1	4x, last vs. Tarleton St. (12/8/24)
FTs Made	5	vs. Wisconsin (11/22/24)
FTs Att.	6	vs. Wisconsin (11/22/24)

## 2024-25 GAME HIGHS

Points	11	vs. Wisconsin (11/22/24)
Rebounds	4	Tennessee Tech (11/19/24)
Assists	4	vs. Wisconsin (11/22/24)
Steals	2	2x, last vs. Tarleton St. (12/8/24)
Blocks	-	-
FGs Made	4	Milwaukee (11/27/24)
FGs Att.	6	Milwaukee (11/27/24)
3-Pt. FGs Made	1	Milwaukee (11/27/24)
3-Pt. FGs Att.	1	5x, last vs. Tulsa (12/14/24)
FTs Made	5	vs. Wisconsin (11/22/24)
FTs Att.	6	vs. Wisconsin (11/22/24)

## DID YOU KNOW?

**Major:** Business  
**Favorite pro athletes:** Kobe Bryant, Allen Iverson  
**Pre-game ritual:** Pray, listen to music, focus in  
**Favorite TV show:** Everybody Hates Chris  
**Favorite music artist:** The Express (the football movie)  
**Favorite food:** Soul food  
**Second favorite sport:** Football, used to play until 10th grade  
**Favorite off-day activity:** Just chilling  
**Fun fact:** Likes to go to the arcade and play pop-a-shot  
**Hidden talent:** Can do magic

## MISCELLANEOUS

	2024-25	Career
10+ Points	1	1
20+ Points	-	-
30+ Points	-	-
5+ Rebounds	-	-
10+ Rebounds	-	-
3+ Three Pointers	-	-
5+ Assists	-	-
3+ Steals	-	-
3+ Blocks	-	-
Double-Doubles	-	-

## CAREER STATS

				Field Goals		3-Point		F-Throws		Rebounds									Scoring	
SEASON	TEAM	GP-GS	MIN/AVG	FG-FGA	FG%	3FG-3FGA	3FG%	FT-FTA	FT%	OFF	DEF	TOT	AVG	PF-FO	A	TO	BLK	STL	PTS	AVG
2024-25	UCF	11-0	92/8.4	12-27	.444	1-5	.200	9-10	.900	3	10	13	1.2	7-0	14	7	0	6	34	3.1
TOTAL		11-0	92/8.4	12-27	.444	1-5	.200	9-10	.900	3	10	13	1.2	7-0	14	7	0	6	34	3.1







# 8 Elijah HULSEWE

Guard / Junior / 7-0 / 270  
Orlando, Fla. / Windermere Prep / Bethune-Cookman

## SEASON STATS

PPG	RPG	APG	FG%	3PT%	FT%
-	-	-	-	-	-

## HULSEWE NOTEBOOK

- ♦ Scored a season and career high 13 points on two occasions while with Bethune-Cookman last season, once against Trinity (FL) and then again against Longwood
- ♦ Attended Windermere Prep for high school and then attended Hargrave Military Academy following graduation

## TOP PERFORMANCES

## GAME-BY-GAME STATS

## COLLEGE PATH

2022-23	Freshman	Bethune-Cookman
2023-24	Sophomore	Bethune-Cookman
2024-25	Junior	UCF

## CAREER HIGHS

Points	13	2x, last at Longwood (11/26/23)
Rebounds	13	at Purdue Fort Wayne (12/16/23)
Assists	3	at Purdue Fort Wayne (12/16/23)
Steals	2	Alabama A&M (2/24/24)
Blocks	3	Trinity (FL) (11/10/23)
FGs Made	6	Trinity (FL) (11/10/23)
FGs Att.	10	3x, last vs. Alabama A&M (2/24/24)
3-Pt. FGs Made	-	-
3-Pt. FGs Att.	-	-
FTs Made	5	Southern U. (1/15/24)
FTs Att.	6	Southern U. (1/15/24)

## 2024-25 GAME HIGHS

Points	-	-
Rebounds	-	-
Assists	-	-
Steals	-	-
Blocks	-	-
FGs Made	-	-
FGs Att.	-	-
3-Pt. FGs Made	-	-
3-Pt. FGs Att.	-	-
FTs Made	-	-
FTs Att.	-	-

## DID YOU KNOW?

**Major:** Business Communications  
**Favorite pro athlete:** Nikola Jokić  
**Favorite professional team:** Orlando City SC  
**Pre-game ritual:** Jump rope, listen to music  
**Favorite movie:** The Matrix  
**Favorite TV show:** Family Guy  
**Favorite music artist:** Hans Ziller  
**Favorite food:** Chicken cesar salad with homemade cesar dressing  
**Second favorite sport:** Soccer  
**Favorite off-day activity:** LEGOs  
**Fun fact:** Speaks Portugese and is half Brazilian  
**Hidden talent:** Juggling

## MISCELLANEOUS

	2024-25	Career
10+ Points	-	5
20+ Points	-	-
30+ Points	-	-
5+ Rebounds	-	13
10+ Rebounds	-	2
3+ Three Pointers	-	-
5+ Assists	-	-
3+ Steals	-	-
3+ Blocks	-	1
Double-Doubles	-	1

## CAREER STATS

SEASON	TEAM	GP-GS	MIN/AVG	Field Goals		3-Point		F-Throws		Rebounds				Scoring					
				FG-FGA	FG%	3FG-3FGA	3FG%	FT-FTA	FT%	OFF	DEF	TOT	AVG	PF-FO	A	TO	BLK	STL	PTS AVG
2022-23	BCU	15-4	177/11.8	24-45	.533	0-0	.000	12-23	.522	14	27	41	2.7	30-0	4	19	8	1	60 4.0
2023-24	BCU	30-13	397/13.2	50-96	.521	0-0	.000	32-46	.696	40	79	119	4.0	72-3	20	33	14	9	132 4.4
TOTAL FOR UCF		0-0	0/0.0	0-0	.000	0-0	.000	0-0	.000	0	0	0	0.0	0-0	0	0	0	0	0 0.0
TOTAL		45-17	574/12.8	74-141	.525	0-0	.000	44-69	.638	54	106	160	3.6	102-3	24	52	22	10	192 4.3



# 11 Cameron SIMPSON

Guard / Freshman / 6-7 / 180  
Orlando, Fla. / Oak Ridge

## SEASON STATS

PPG	RPG	APG	FG%	3PT%	FT%
-	-	-	-	-	-

## SIMPSON NOTEBOOK

- ♦ Scored north of a dozen points per game in each season of his high school career
- ♦ Tallied 13.1 points and 2.8 rebounds per game in his senior season with Oak Ridge
- ♦ Scored 12.8 points with 3.2 rebounds per game in his junior season with Oak Ridge while shooting 49% from the three-point line
- ♦ Averaged 12.8 points, 4.2 rebounds and 1.5 steals per game in his sophomore season at Central Florida Christian Academy in Ocoee
- ♦ Posted 16.9 points per game in his freshman campaign at East River in Orlando

## TOP PERFORMANCES

## GAME-BY-GAME STATS

## COLLEGE PATH

2024-25 Freshman UCF

## CAREER HIGHS

Points	-	-
Rebounds	-	-
Assists	-	-
Steals	-	-
Blocks	-	-
FGs Made	-	-
FGs Att.	-	-
3-Pt. FGs Made	-	-
3-Pt. FGs Att.	-	-
FTs Made	-	-
FTs Att.	-	-

## 2024-25 GAME HIGHS

Points	-	-
Rebounds	-	-
Assists	-	-
Steals	-	-
Blocks	-	-
FGs Made	-	-
FGs Att.	-	-
3-Pt. FGs Made	-	-
3-Pt. FGs Att.	-	-
FTs Made	-	-
FTs Att.	-	-

## DID YOU KNOW?

Major: Business  
Favorite pro athlete: LeBron James  
Favorite professional team: Orlando Magic  
Pre-game ritual: Listen to music  
Favorite movie: Let it Shine  
Favorite TV show: All-American  
Favorite music artist: Lil Baby  
Favorite food: Sweet potato casserole  
Second favorite sport: Football  
Favorite off-day activity: Bowling  
Fun fact: Played football before basketball  
Hidden talent: Bowling

## MISCELLANEOUS

	2024-25	Career
10+ Points	-	-
20+ Points	-	-
30+ Points	-	-
5+ Rebounds	-	-
10+ Rebounds	-	-
3+ Three Pointers	-	-
5+ Assists	-	-
3+ Steals	-	-
3+ Blocks	-	-
Double-Doubles	-	-





# 15 Tyler HENDRICKS

Guard / Redshirt Sophomore / 6-6 / 190  
Fort Lauderdale, Fla. / Calvary Christian Academy

## SEASON STATS

PPG	RPG	APG	FG%	3PT%	FT%
1.3	1.2	0.3	50%	0%	50%

## HENDRICKS NOTEBOOK

- ✦ Made an appearance in UCF's first round NIT contest vs. South Florida on March 19, 2024
- ✦ Played in four regular season Big 12 Conference games, as well as seeing action in UCF's Big 12 Conference Championship first round game against Oklahoma State (Mar. 12), hitting a turnaround jumpshot
- ✦ Did not see game action during the 2022-23 season, earning a redshirt
- ✦ His twin, Taylor, became UCF's first lottery and first round NBA Draft pick in 2023

## TOP PERFORMANCES

## GAME-BY-GAME STATS

Opponent	Date	GS	MIN	Total		3-Pointers		Free throws		Rebounds				PF				PTS	AVG
				FG-FGA	PCT	3FG-3FGA	PCT	FT-FTA	PCT	OFF	DEF	TOT	AVG	A	TO	BLK	STL		
vs Wisconsin	11/22/2024		03:40	0-0	.000	0-0	.000	0-0	.000	0	1	1	1.0	1	0	0	0	0	0.0
vs LSU	11/24/2024		06:54	0-0	.000	0-0	.000	0-0	.000	1	1	2	1.5	0	1	0	1	0	0.0
Milwaukee	11/27/2024		11:33	2-2	1.000	0-0	.000	2-3	.667	0	2	2	1.7	0	0	1	0	6	2.0
California Baptist	12/01/2024		03:51	1-1	1.000	0-0	.000	0-1	.000	0	0	0	1.3	0	0	0	0	2	2.0
vs Tulsa	12/14/2024		07:30	0-1	.000	0-1	.000	0-0	.000	0	0	0	1.0	2	1	0	0	0	1.6
Jacksonville	12/21/2024		05:31	0-2	.000	0-0	.000	0-0	.000	1	1	2	1.2	1	0	0	0	0	1.3
<b>Totals</b>		<b>0</b>	<b>38:59</b>	<b>3-6</b>	<b>.500</b>	<b>0-1</b>	<b>.000</b>	<b>2-4</b>	<b>.500</b>	<b>2</b>	<b>5</b>	<b>7</b>	<b>1.2</b>	<b>4</b>	<b>2</b>	<b>1</b>	<b>1</b>	<b>0</b>	<b>1.3</b>

## Player Averages

Games Played	Minutes/ game	Points/ game	FG Pct	3FG Pct	FT Pct	Rebounds/ game	Assists/ game	Turnovers/ game	Assist/Turnover ratio	Steals/ game	Blocks/ game
6	6.5	1.3	50.0	0.0	50.0	1.2	0.3	0.2	2.0	0.0	0.2

## COLLEGE PATH

2022-23	Freshman	UCF
2023-24	R-Freshman	UCF
2024-25	R-Sophomore	UCF

## CAREER HIGHS

Points	7	FIU (11/6/23)
Rebounds	4	2x, last at Cincinnati (1/27/24)
Assists	1	3x, last vs. LSU (11/24/24)
Steals	1	2x, last vs. Jacksonville (12/6/23)
Blocks	1	vs. LSU (11/24/24)
FGs Made	3	FIU (11/6/23)
FGs Att.	4	3x, last vs. Lipscomb (12/2/23)
3-Pt. FGs Made	2	Jacksonville (12/6/23)
3-Pt. FGs Att.	3	Jacksonville (12/6/23)
FTs Made	3	at Houston (1/20/24)
FTs Att.	3	2x, last vs. Milwaukee (11/27/24)

## 2024-25 GAME HIGHS

Points	6	Milwaukee (11/27/24)
Rebounds	2	3x, last vs. Jacksonville (12/21/24)
Assists	1	2x, last vs. Tulsa (12/14/24)
Steals	-	-
Blocks	1	vs. LSU (11/24/24)
FGs Made	2	Milwaukee (11/27/24)
FGs Att.	2	2x, last vs. Jacksonville (12/21/24)
3-Pt. FGs Made	-	-
3-Pt. FGs Att.	1	vs. Tulsa (12/14/24)
FTs Made	2	Milwaukee (11/27/24)
FTs Att.	3	Milwaukee (11/27/24)

## DID YOU KNOW?

Major: Business  
 Favorite pro athlete: Russell Westbrook  
 Favorite professional team: Utah Jazz  
 Pre-game ritual: Pray  
 Favorite movie: Transformers  
 Favorite TV show: Breaking Bad  
 Favorite music artist: Drake  
 Favorite food: Pizza  
 Second favorite sport: Football  
 Favorite off-day activity: Watching Netflix  
 Fun fact: Played football before basketball  
 Hidden talent: Plays the piano

## MISCELLANEOUS

	2024-25	Career
10+ Points	-	-
20+ Points	-	-
30+ Points	-	-
5+ Rebounds	-	-
10+ Rebounds	-	-
3+ Three Pointers	-	-
5+ Assists	-	-
3+ Steals	-	-
3+ Blocks	-	-
Double-Doubles	-	-

## CAREER STATS

				Field Goals		3-Point		F-Throws		Rebounds									Scoring	
SEASON	TEAM	GP-GS	MIN/AVG	FG-FGA	FG%	3FG-3FGA	3FG%	FT-FTA	FT%	OFF	DEF	TOT	AVG	PF-FO	A	TO	BLK	STL	PTS	AVG
2023-24	UCF	14-0	106/7.6	12-26	.462	5-14	.357	7-8	.875	5	11	16	1.1	17-0	2	7	0	2	36	2.6
2024-25	UCF	6-0	39/6.5	3-6	.500	0-1	.000	2-4	.500	2	5	7	1.2	4-0	2	1	1	0	8	1.3
TOTAL		20-0	145/7.3	15-32	.469	5-15	.333	9-12	.750	7	16	23	1.2	21-0	4	8	1	2	44	2.2





# 20 Poohpha WARAKULNUKROH

Guard / Redshirt Junior / 5-11 / 177  
Bangkok, Thailand / Montverde Academy

## SEASON STATS

PPG	RPG	APG	FG%	3PT%	FT%
0.0	0.0	0.0	-	-	0%

## WARAKULNUKROH NOTEBOOK

- ✦ Earned first career steal in 2024-25 debut against California Baptist
- ✦ Made an appearance in UCF's NIT contest at Florida on March 15, 2023
- ✦ Made his collegiate debut against Western Illinois (11/14), scoring four points, hitting a three-pointer and a free throw
- ✦ Served as a student manager for the men's basketball program during the 2021-22 season. Earned a redshirt in the process.
- ✦ Played at Montverde Academy in Montverde, Florida and was the team MVP and leading scorer on the Varsity/Post Grad Team as a senior; joined the varsity team his junior after moving from Thailand
- ✦ 3x3 National Tournament Champion in Thailand for U-16 as a sophomore
- ✦ Also played tennis, ranking top 10 in Thailand

## TOP PERFORMANCES

## GAME-BY-GAME STATS

Opponent	Date	GS	MIN	Total FG-FGA	PCT	3FG-3FGA	PCT	Free throws FT-FTA	PCT	Rebounds OFF DEF TOT AVG	PF	A	TO	BLK	STL	PTS	AVG
California Baptist	12/01/2024		00:48	0-0	.000	0-0	.000	0-2	.000	0 0 0 0.0	0	0	0	0	1	0	0.0
Jacksonville	12/21/2024		00:59	0-0	.000	0-0	.000	0-0	.000	0 0 0 0.0	0	0	1	0	0	0	0.0
<b>Totals</b>		<b>0</b>	<b>01:47</b>	<b>0-0</b>	<b>.000</b>	<b>0-0</b>	<b>.000</b>	<b>0-2</b>	<b>.000</b>	<b>0 0 0 0.0</b>	<b>0</b>	<b>0</b>	<b>1</b>	<b>0</b>	<b>1</b>	<b>0</b>	<b>0.0</b>

## Player Averages

Games Played	Minutes/game	Points/game	FG Pct	3FG Pct	FT Pct	Rebounds/game	Assists/game	Turnovers/game	Assist/Turnover ratio	Steals/game	Blocks/game
2	0.9	0.0	0.0	0.0	0.0	0.0	0.0	0.5	0.0	0.5	0.0

## COLLEGE PATH

2022-23	R-Freshman	UCF
2023-24	R-Sophomore	UCF
2024-25	R-Junior	UCF

## CAREER HIGHS

Points	4	2x, last vs. ECU (3/5/23)
Rebounds	1	Bethune-Cookman (12/29/23)
Assists	1	4x, last vs. Bethune-Cookman (12/29/23)
Steals	1	California Baptist (12/1/24)
Blocks	1	Jacksonville (12/6/23)
FGs Made	1	4x, last vs. ECU (3/5/23)
FGs Att.	2	2x, last vs. Lipscomb (12/2/23)
3-Pt. FGs Made	1	2x, last vs. ECU (3/5/23)
3-Pt. FGs Att.	1	3x, last vs. Lipscomb (12/2/23)
FTs Made	2	Bethune-Cookman (12/29/23)
FTs Att.	2	4x, last vs. California Baptist (12/1/24)

## 2024-25 GAME HIGHS

Points	-	-
Rebounds	-	-
Assists	-	-
Steals	1	California Baptist (12/1/24)
Blocks	-	-
FGs Made	-	-
FGs Att.	-	-
3-Pt. FGs Made	-	-
3-Pt. FGs Att.	-	-
FTs Made	-	-
FTs Att.	2	California Baptist (12/1/24)

## DID YOU KNOW?

Major/Minor: Mechanical Engineering/Math  
 Favorite pro athlete: Steve Nash  
 Favorite professional team: San Antonio Spurs  
 Pre-game ritual: Listen to slow music  
 Favorite movie: Whiplash  
 Favorite TV show: Breaking Bad  
 Favorite music artist: Elliott Smith  
 Favorite food: Thai  
 Second favorite sport: Soccer  
 Favorite off-day activity: Sleeping  
 Fun fact: Black belt in taekwondo  
 Hidden talent: Plays the guitar

## MISCELLANEOUS

	2024-25	Career
10+ Points	-	-
20+ Points	-	-
30+ Points	-	-
5+ Rebounds	-	-
10+ Rebounds	-	-
3+ Three Pointers	-	-
5+ Assists	-	-
3+ Steals	-	-
3+ Blocks	-	-
Double-Doubles	-	-

## CAREER STATS

SEASON	TEAM	GP-GS	MIN/AVG	Field Goals FG-FGA	FG%	3-Point 3FG-3FGA	3FG%	F-Throws FT-FTA	FT%	Rebounds OFF DEF TOT AVG	PF	FO	A	TO	BLK	STL	Scoring PTS	AVG
2022-23	UCF	7-0	14/2.0	4-6	.667	2-2	1.000	2-4	.500	0 0 0 0.0	3-0	2	1	0	0	0	12	1.7
2023-24	UCF	6-0	10/1.7	0-3	.000	0-1	.000	2-2	1.000	0 1 1 0.2	1-0	2	0	1	0	0	2	0.3
2024-25	UCF	2-0	2/0.9	0-0	.000	0-0	.000	0-2	.000	0 0 0 0.0	0-0	0	1	0	1	0	0	0.0
<b>TOTAL</b>		<b>15-0</b>	<b>26/1.7</b>	<b>4-9</b>	<b>.444</b>	<b>2-3</b>	<b>.667</b>	<b>4-8</b>	<b>.500</b>	<b>0 1 1 0.1</b>	<b>4-0</b>	<b>4</b>	<b>2</b>	<b>1</b>	<b>1</b>	<b>1</b>	<b>14</b>	<b>0.9</b>





# 22 Nils MACHOWSKI

Guard / Sophomore / 6-3 / 183  
Berlin, Germany / Paul-Natorp Gymnasium

## SEASON STATS

PPG	RPG	APG	FG%	3PT%	FT%
1.5	1.5	0.8	31.3%	33.3%	71.4%

## MACHOWSKI NOTEBOOK

- ✦ Earned first career start vs. California Baptist on Dec. 1, 2024
- ✦ Tallied a career-high 13 points in just his second collegiate game at No. 13 Miami on Nov. 10 2023, going five-for-seven from the field and going a perfect three-for-three from beyond the three-point arc
- ✦ Hit a game-winning, buzzer-beating, three-point shot to win the 2023 U19 championship
- ✦ Was the starting point guard on the 2022 German National Team in the U18 European Championship
- ✦ Spent time in the top tier of German basketball with Alba Berlin and won back-to-back U19 championships with Alba Berlin in 2022 and 2023
- ✦ Nils' father, Sebastian Machowski, was a professional basketball player for 17 years, playing small forward in six different countries. One of his stops was Alba Berlin, the same club that his son went on to play for two and a half decades later. Sebastian completed his 17th year of coaching, most recently at the helm of PGE Spojnia Stargard, a team in the first division of Polish basketball.

## TOP PERFORMANCES

## GAME-BY-GAME STATS

Opponent	Date	GS	MIN	Total		3-Pointers		Free throws		Rebounds				PF	A	TO	BLK	STL	PTS	AVG
				FG-FGA	PCT	3FG-3FGA	PCT	FT-FTA	PCT	OFF	DEF	TOT	AVG							
Texas A&M	11/04/2024		04:44	0-3	.000	0-2	.000	0-0	.000	1	0	1	1.0	0	1	0	0	0	0.0	
Purdue Fort Wayne	11/08/2024		09:24	2-2	1.000	1-1	1.000	1-2	.500	2	1	3	2.0	1	1	0	0	6	3.0	
Fla. Atlantic	11/12/2024		08:20	1-1	1.000	1-1	1.000	0-0	.000	0	1	1	1.7	2	2	0	1	0	3	3.0
Tennessee Tech	11/19/2024		13:09	0-1	.000	0-0	.000	0-0	.000	0	3	3	2.0	0	1	0	0	0	2.3	
vs Wisconsin	11/22/2024		14:42	1-2	.500	0-1	.000	2-3	.667	0	1	1	1.8	1	0	1	0	0	4	2.6
vs LSU	11/24/2024		11:17	0-3	.000	0-0	.000	0-0	.000	1	2	3	2.0	1	1	0	0	1	0	2.2
Milwaukee	11/27/2024		04:51	0-1	.000	0-0	.000	0-0	.000	0	1	1	1.9	1	0	0	0	0	0	1.9
California Baptist	12/01/2024	*	11:01	1-1	1.000	0-0	.000	2-2	1.000	0	1	1	1.8	0	3	0	0	1	4	2.1
Tarleton St.	12/08/2024		06:02	0-1	.000	0-1	.000	0-0	.000	0	1	1	1.7	1	0	0	0	0	0	1.9
vs Tulsa	12/14/2024		05:52	0-0	.000	0-0	.000	0-0	.000	0	0	0	1.5	0	0	1	0	0	0	1.7
Jacksonville	12/21/2024		07:56	0-1	.000	0-0	.000	0-0	.000	0	1	1	1.5	0	0	1	0	0	0	1.5
Totals		1	97:19	5-16	.313	2-6	.333	5-7	.714	4	12	16	1.5	7	9	3	1	2	17	1.5

## Player Averages

Games Played	Minutes/game	Points/game	FG Pct	3FG Pct	FT Pct	Rebounds/game	Assists/game	Turnovers/game	Assist/Turnover ratio	Steals/game	Blocks/game
11	8.8	1.5	31.3	33.3	71.4	1.5	0.8	0.3	3.0	0.2	0.1

## COLLEGE PATH

2023-24	Freshman	UCF
2024-25	Sophomore	UCF

## CAREER HIGHS

Points	13	at Miami (11/10/23)
Rebounds	5	at West Virginia (2/20/24)
Assists	3	4x, last vs. California Baptist (12/1/24)
Steals	2	4x, last at West Virginia (2/20/24)
Blocks	1	2x, last vs. Florida Atlantic (11/12/24)
FGs Made	5	at Miami (11/10/23)
FGs Att.	7	2x, last at BYU (2/13/24)
3-Pt. FGs Made	3	at Miami (11/10/23)
3-Pt. FGs Att.	5	at BYU (2/13/24)
FTs Made	2	4x, last vs. Wisconsin (11/22/24)
FTs Att.	3	vs. Wisconsin (11/22/24)

## 2024-25 GAME HIGHS

Points	6	Purdue Fort Wayne (11/8/24)
Rebounds	3	3x, last vs. LSU (11/24/24)
Assists	3	California Baptist (12/1/24)
Steals	1	2x, last vs. California Baptist (12/1/24)
Blocks	1	Florida Atlantic (11/12/24)
FGs Made	2	Purdue Fort Wayne (11/8/24)
FGs Att.	3	2x, last vs. LSU (11/24/24)
3-Pt. FGs Made	1	2x, last vs. Florida Atlantic (11/12/24)
3-Pt. FGs Att.	2	Texas A&M (11/4/24)
FTs Made	2	2x, last vs. California Baptist (12/1/24)
FTs Att.	3	vs. Wisconsin (11/22/24)

## DID YOU KNOW?


**Major/Minor:** Communication/Sports Business  
**Favorite pro athlete:** Mike James  
**Favorite professional team:** Orlando Magic  
**Pre-game ritual:** Eat, nap, shower, listen to music  
**Favorite movie:** Pirates of the Caribbean  
**Favorite TV show:** Snowfall  
**Favorite music artist:** Rod Wave  
**Favorite food:** Schnitzel  
**Second favorite sport:** Soccer  
**Favorite off-day activity:** Video games  
**Fun fact:** Unbeatable at board games  
**Hidden talent:** Bowling

## MISCELLANEOUS

	2024-25	Career
10+ Points	-	2
20+ Points	-	-
30+ Points	-	-
5+ Rebounds	-	1
10+ Rebounds	-	-
3+ Three Pointers	-	1
5+ Assists	-	-
3+ Steals	-	-
3+ Blocks	-	-
Double-Doubles	-	-

## CAREER STATS

SEASON	TEAM	GP-GS	MIN/AVG	Field Goals		3-Point		F-Throws		Rebounds				Scoring						
				FG-FGA	FG%	3FG-3FGA	3FG%	FT-FTA	FT%	OFF	DEF	TOT	AVG	PF-FO	A	TO	BLK	STL	PTS	AVG
2023-24	UCF	25-0	233/9.3	16-49	.327	9-33	.273	8-11	.727	10	18	28	1.1	11-0	21	10	1	13	49	2.0
2024-25	UCF	11-1	97/8.8	5-16	.313	2-6	.333	5-7	.714	4	12	16	1.5	7-0	9	3	1	2	17	1.5
<b>TOTAL</b>		<b>36-1</b>	<b>330/9.2</b>	<b>21-65</b>	<b>.323</b>	<b>11-39</b>	<b>.282</b>	<b>13-18</b>	<b>.722</b>	<b>14</b>	<b>30</b>	<b>44</b>	<b>1.2</b>	<b>18-0</b>	<b>30</b>	<b>13</b>	<b>2</b>	<b>15</b>	<b>66</b>	<b>1.8</b>



# 24 Jaylin SELLERS

Guard / Senior / 6-4 / 205

Columbus, Ga. / Carver Montgomery / Ball State

## SEASON STATS

PPG	RPG	APG	FG%	3PT%	FT%
7.0	1.0	1.0	75%	50%	-

## SELLERS NOTEBOOK

- ◆ Made his 2024-25 season debut on Dec. 21, 2024 against Jacksonville after missing the first 10 games of the campaign with an injury. Returned to the score sheet with an emphatic alley-oop slam.
- ◆ Named All-Big 12 Honorable Mention at the end of the 2023-24 regular season
- ◆ Finished the campaign leading the Knights in scoring, averaging 15.9 points per game, including 16.8 PPG in wins.
- ◆ Led the Big 12 in points per game from Nov. 27-Dec. 18 before finishing fourth in the conference at season's end
- ◆ Recorded career-highs in points (524), steals (35), assists (36), rebounds (118), and free throw percentage (82.9%) in '23-'24
- ◆ Posted a career-high 34 pts. against Stetson (11/26/23), helping him earn the Big 12's Co-Newcomer of the Week nod
- ◆ Impressed in his UCF debut on opening night, scoring 23 points, and earned 22-point, 11-rebound next outing at Miami

## TOP PERFORMANCES

## GAME-BY-GAME STATS

Opponent	Date	GS	MIN	Total		3-Pointers		Free throws		Rebounds				PF	A	TO	BLK	STL	PTS	AVG
				FG-FGA	PCT	3FG-3FGA	PCT	FT-FTA	PCT	OFF	DEF	TOT	AVG							
Jacksonville	12/21/2024		12:16	3-4	.750	1-2	.500	0-0	.000	0	1	1	1.0	1	1	3	0	0	7	7.0
<b>Totals</b>		<b>0</b>	<b>12:16</b>	<b>3-4</b>	<b>.750</b>	<b>1-2</b>	<b>.500</b>	<b>0-0</b>	<b>.000</b>	<b>0</b>	<b>1</b>	<b>1</b>	<b>1.0</b>	<b>1</b>	<b>1</b>	<b>3</b>	<b>0</b>	<b>0</b>	<b>7</b>	<b>7.0</b>

## Player Averages

Games Played	Minutes/game	Points/game	FG Pct	3FG Pct	FT Pct	Rebounds/game	Assists/game	Turnovers/game	Assist/Turnover ratio	Steals/game	Blocks/game
1	12.3	7.0	75.0	50.0	0.0	1.0	1.0	3.0	0.3	0.0	0.0

## CAREER HONORS

All-Big 12 Honorable Mention

2023-24

Big 12 Newcomer of the Week

Co-Newcomer: Nov. 27, 2023

All-MAC Third Team

2022-23

MAC All-Freshman Team

2021-22

## COLLEGE PATH

2021-22	Freshman	Ball State
2022-23	Sophomore	Ball State
2023-24	Junior	UCF
2024-25	Senior	UCF

## CAREER HIGHS

Points	34	Stetson (11/26/23)
Rebounds	14	Ind.-South Bend (11/19/22)
Assists	5	Cal St. Fullerton (11/16/23)
Steals	4	3x, last vs. Florida A&M (12/21/23)
Blocks	3	Akron (1/6/23)
FGs Made	12	Stetson (11/26/23)
FGs Att.	21	at Miami (11/10/23)
3-Pt. FGs Made	5	Bowling Green (2/11/23)
3-Pt. FGs Att.	9	2x, last vs. Baylor (1/31/24)
FTs Made	13	Oklahoma (2/3/24)
FTs Attempted	14	Oklahoma (2/3/24)

## 2024-25 GAME HIGHS

Points	7	Jacksonville (12/21/24)
Rebounds	1	Jacksonville (12/21/24)
Assists	1	Jacksonville (12/21/24)
Steals	-	-
Blocks	-	-
FGs Made	3	Jacksonville (12/21/24)
FGs Att.	4	Jacksonville (12/21/24)
3-Pt. FGs Made	1	Jacksonville (12/21/24)
3-Pt. FGs Att.	2	Jacksonville (12/21/24)
FTs Made	-	-
FTs Att.	-	-

## DID YOU KNOW?

Major: General Studies

Favorite pro athlete: Anthony Edwards

Favorite pro team: Atlanta Hawks

Pre-game ritual: Workout and pray

Favorite movie(s): Love and Basketball

Favorite TV show: Martin

Favorite music artist: Rod Wave

Favorite food: Hot lemon pepper wings

Second favorite sport: Football

Favorite off-day activity: Sleep

Hidden talent: Playing football

## MISCELLANEOUS

	2023-24	Career
10+ Points	29	58
20+ Points	7	13
30+ Points	1	1
5+ Rebounds	10	19
10+ Rebounds	1	3
3+ Three Pointers	9	17
5+ Assists	1	2
3+ Steals	4	10
3+ Blocks	-	1
Double-Doubles	1	3

## CAREER STATS

				Field Goals		3-Point		F-Throws		Rebounds									Scoring	
SEASON	TEAM	GP-GS	MIN/AVG	FG-FGA	FG%	3FG-3FGA	3FG%	FT-FTA	FT%	OFF	DEF	TOT	AVG	PF-FO	A	TO	BLK	STL	PTS	AVG
2021-22	BSU	31-5	588/19.0	81-147	.551	24-54	.444	21-32	.656	15	42	57	1.8	53-0	16	28	7	24	207	6.7
2022-23	BSU	31-30	929/30.0	144-294	.490	54-120	.450	78-103	.757	33	82	115	3.7	78-3	26	49	16	21	420	13.5
2023-24	UCF	33-32	1053/31.9	173-413	.419	52-175	.297	126-152	.829	46	72	118	3.6	58-1	36	42	4	35	524	15.9
2024-25	UCF	1-0	12/12.3	3-4	.750	1-2	.500	0-0	.000	0	1	1	1.0	1-0	1	3	0	0	7	7.0
TOTAL FOR UCF		34-32	1065/31.3	176-417	.422	53-177	.299	126-152	.829	46	73	119	3.5	59-1	37	45	4	35	531	15.6
TOTAL		96-67	2582/26.9	401-858	.467	131-351	.373	225-287	.784	94	197	291	3.0	190-4	79	122	27	80	1158	12.1







# 35 Rokas JOCIUS

Forward / Junior / 6-10 / 240  
Kaunas, Lithuania / Vilnius "Ozo" Gimnazija / La Salle

## SEASON STATS

PPG	RPG	APG	FG%	3PT%	FT%
3.2	1.7	0.5	64%	16.7%	100%

## JOCIUS NOTEBOOK

- ✦ Earned his first start as a Knight on Nov. 27, 2024 against Milwaukee
- ✦ Tallied a career-high 20 points against Rhode Island on Feb. 25, 2024 after earning a career-high 13 rebounds at Rhode Island on Jan. 31, 2024
- ✦ Averaged 8.5 points and 5.4 rebounds per game in a breakout sophomore campaign with La Salle
- ✦ Scored double-digit points in 12 contests last season while pulling in double-digit rebounds in four
- ✦ Earned a pair of double-doubles, the most recent a 10-point, 10-rebound performance against Richmond on Feb. 10
- ✦ Was named to the Atlantic 10 Commissioner's Honor Roll in his freshman campaign at La Salle in 2022-23
- ✦ Played for Vilnius Perlas Energija for two seasons in the second-highest tier of the Lithuanian basketball league

## TOP PERFORMANCES

- ✦ **vs. LSU (11/24/24)**  
10 points on 5-for-9 shooting, 5 rebounds, 2 assists

## GAME-BY-GAME STATS

Opponent	Date	GS	MIN	Total		3-Pointers		Free throws		Rebounds				PF	A	TO	BLK	STL	PTS	AVG
				FG-FGA	PCT	3FG-3FGA	PCT	FT-FTA	PCT	OFF	DEF	TOT	AVG							
Texas A&M	11/04/2024		09:25	0-0	.000	0-0	.000	0-0	.000	1	0	1	1.0	0	0	1	1	0	0	0.0
Purdue Fort Wayne	11/08/2024		06:24	1-2	.500	0-1	.000	0-0	.000	0	3	3	2.0	1	0	1	0	0	2	1.0
Fla. Atlantic	11/12/2024		01:45	0-0	.000	0-0	.000	0-0	.000	0	1	1	1.7	0	0	0	0	0	0	0.7
Tennessee Tech	11/19/2024		07:53	1-1	1.000	1-1	1.000	2-2	1.000	2	2	4	2.3	1	2	0	0	0	5	1.8
vs Wisconsin	11/22/2024		15:32	3-3	1.000	0-0	.000	0-0	.000	1	2	3	2.4	1	0	1	1	0	6	2.6
vs LSU	11/24/2024		20:54	5-8	.625	0-2	.000	0-0	.000	2	3	5	2.8	1	2	1	0	0	10	3.8
Milwaukee	11/27/2024	*	20:29	2-5	.400	0-1	.000	0-0	.000	0	1	1	2.6	2	1	1	1	0	4	3.9
California Baptist	12/01/2024		05:57	1-2	.500	0-0	.000	0-0	.000	0	0	0	2.3	4	0	0	0	0	2	3.6
Tarleton St.	12/08/2024		03:46	0-0	.000	0-0	.000	0-0	.000	0	0	0	2.0	0	0	0	0	0	0	3.2
vs Tulsa	12/14/2024		04:19	2-3	.667	0-1	.000	0-0	.000	1	0	1	1.9	1	0	0	0	0	4	3.3
Jacksonville	12/21/2024		11:37	1-1	1.000	0-0	.000	0-0	.000	0	0	0	1.7	2	1	1	0	0	2	3.2
<b>Totals</b>		<b>1</b>	<b>108:02</b>	<b>16-25</b>	<b>.640</b>	<b>1-6</b>	<b>.167</b>	<b>2-2</b>	<b>1.000</b>	<b>7</b>	<b>12</b>	<b>19</b>	<b>1.7</b>	<b>13</b>	<b>6</b>	<b>3</b>	<b>0</b>	<b>35</b>	<b>3.2</b>	

## Player Averages

Games Played	Minutes/game	Points/game	FG Pct	3FG Pct	FT Pct	Rebounds/game	Assists/game	Turnovers/game	Assist/Turnover ratio	Steals/game	Blocks/game
11	9.8	3.2	64.0	16.7	100.0	1.7	0.5	0.5	1.0	0.0	0.3

## CAREER HONORS

Atlantic 10 Commissioner's Honor Roll  
2022-23

## COLLEGE PATH

2022-23	Freshman	La Salle
2023-24	Sophomore	La Salle
2024-25	Junior	UCF

## CAREER HIGHS

Points	20	Rhode Island (2/25/24)
Rebounds	13	at Rhode Island (1/31/24)
Assists	3	Bucknell (12/6/22)
Steals	2	5x, last vs. George Washington (3/12/24)
Blocks	4	2x, last vs. Rhode Island (2/25/24)
FGs Made	8	Rhode Island (2/25/24)
FGs Attempted	13	Rhode Island (2/25/24)
3-Pt. FGs Made	2	5x, last vs. St. Bonaventure (3/13/24)
3-Pt. FGs Att.	3	4x, last vs. St. Bonaventure (3/13/24)
FTs Made	5	at Fordham (1/6/24)
FTs Attempted	10	at Fordham (1/6/24)

## 2024-25 GAME HIGHS

Points	10	vs. LSU (11/24/24)
Rebounds	5	vs. LSU (11/24/24)
Assists	2	2x, last vs. LSU (11/24/24)
Steals	-	-
Blocks	1	3x, last vs. Milwaukee (11/27/24)
FGs Made	5	vs. LSU (11/24/24)
FGs Att.	9	vs. LSU (11/24/24)
3-Pt. FGs Made	1	Tennessee Tech (11/19/24)
3-Pt. FGs Att.	2	vs. LSU (11/24/24)
FTs Made	2	Tennessee Tech (11/19/24)
FTs Att.	2	Tennessee Tech (11/19/24)

## DID YOU KNOW?

**Major:** Finance  
**Favorite pro athletes:** Arvydas Sabonis, Domantas Sabonis, Kevin Durant  
**Favorite professional teams:** Boston Celtics, Vilnius Rytas  
**Favorite movie:** The Intouchables  
**Favorite TV show:** Demon Slayer  
**Favorite music artist:** Kendrick Lamar  
**Favorite food:** Šaltibarščiai (Pink Soup)  
**Second favorite sport:** Volleyball  
**Favorite off-day activity:** Playing video games, talking to family back home  
**Fun fact:** Used to figure skate as a kid  
**Hidden talent:** Cooking

## MISCELLANEOUS

	2024-25	Career
10+ Points	1	18
20+ Points	-	1
30+ Points	-	-
5+ Rebounds	1	27
10+ Rebounds	-	4
3+ Three Pointers	-	-
5+ Assists	-	-
3+ Steals	-	-
3+ Blocks	-	8
Double-Doubles	-	2

## CAREER STATS

				Field Goals		3-Point		F-Throws		Rebounds				Scoring						
SEASON	TEAM	GP-GS	MIN/AVG	FG-FGA	FG%	3FG-3FGA	3FG%	FT-FTA	FT%	OFF	DEF	TOT	AVG	PF-FO	A	TO	BLK	STL	PTS	AVG
2022-23	LaS	28-2	415/14.8	55-110	.500	5-13	.385	10-22	.455	39	54	93	3.3	41-0	5	14	24	6	125	4.5
2023-24	LaS	33-27	766/23.2	120-214	.561	15-39	.385	26-54	.481	55	124	179	5.4	82-3	12	32	29	14	281	8.5
2024-25	UCF	11-1	108/9.8	16-25	.640	1-6	.167	2-2	1.000	7	12	19	1.7	13-0	6	6	3	0	35	3.2
<b>TOTAL FOR UCF</b>	<b>11-1</b>	<b>108/9.8</b>	<b>16-25</b>	<b>.640</b>	<b>.640</b>	<b>1-6</b>	<b>.167</b>	<b>2-2</b>	<b>1.000</b>	<b>7</b>	<b>12</b>	<b>19</b>	<b>1.7</b>	<b>13-0</b>	<b>6</b>	<b>6</b>	<b>3</b>	<b>0</b>	<b>35</b>	<b>3.2</b>
<b>TOTAL</b>		<b>72-30</b>	<b>1289/17.9</b>	<b>191-349</b>	<b>.547</b>	<b>21-58</b>	<b>.362</b>	<b>38-78</b>	<b>.487</b>	<b>101</b>	<b>190</b>	<b>291</b>	<b>4.0</b>	<b>136-3</b>	<b>23</b>	<b>52</b>	<b>56</b>	<b>20</b>	<b>441</b>	<b>6.1</b>



# 52 Moustapha THIAM

Center / Freshman / 7-2 / 235  
Dakar, Senegal / DME Academy

## SEASON STATS

PPG	RPG	BPG	FG%	3PT%	FT%
7.8	5.4	2.8	49.2%	22.2%	69.6%

## THIAM NOTEBOOK

- ✦ Made his collegiate debut on opening night for UCF, earning the start and earning six blocks in 22 minutes on the floor.
- ✦ His six blocks on opening night against #13 Texas A&M were the most by a UCF freshman since Tacko Fall had six against Florida Atlantic on 12/12/15.
- ✦ Became the highest ranked recruit and first five-star in program history with a .9943 composite ranking according to 247Sports
- ✦ Was the No. 1 center recruit and No. 14 overall in the class of 2025 before reclassifying to join the Knights in 2024-25
- ✦ Upon reclassifying, he slotted in as the No. 7 center in the 2024 class as well as the No. 6 recruit in the state of Florida and No. 30 overall, according to On3
- ✦ Played in the 3-Stripes Select Basketball circuit over the spring and summer of 2024, averaging 15.2 points, 7.2 rebounds and 3.7 blocks per game while shooting 60% through all nine contests.
- ✦ Attended DME Academy in Daytona Beach, Fla.
- ✦ Averaged 14.4 points, 8.5 rebounds, 4.1 blocks and 2.3 assists per contest in his final season at DME Academy

## TOP PERFORMANCES

- ✦ **vs. Tulsa (12/14/24)**  
14 points, 8 rebounds, 5 blocks, 3 assists, 5-for-11 FG
- ✦ **Tarleton St. (12/8/24)**  
10 points, 9 rebounds, 6 blocks
- ✦ **California Baptist (12/1/24)**  
11 points, 7 rebounds, 3 blocks
- ✦ **Purdue Fort Wayne (11/8/24)**  
13 points, 6 rebounds, 2 blocks
- ✦ **Texas A&M (11/4/24)**  
2 points, 6 blocks, 22:06 on the court

## GAME-BY-GAME STATS

Opponent	Date	GS	MIN	Total		3-Pointers		Free throws		Rebounds				PF	A	TO	BLK	STL	PTS	AVG
				FG-FGA	PCT	3FG-3FGA	PCT	FT-FTA	PCT	OFF	DEF	TOT	AVG							
Texas A&M	11/04/2024	*	22:06	1-3	.333	0-0	.000	0-0	.000	0	4	4	4.0	5	0	0	6	0	2	2.0
Purdue Fort Wayne	11/08/2024	*	26:14	5-10	.500	0-1	.000	3-4	.750	2	4	6	5.0	2	0	0	2	0	13	7.5
Fla. Atlantic	11/12/2024	*	18:26	0-2	.000	0-1	.000	0-0	.000	1	2	3	4.3	4	1	0	1	1	0	5.0
Tennessee Tech	11/19/2024	*	20:38	2-5	.400	1-2	.500	0-0	.000	2	2	4	4.3	4	0	4	0	0	5	5.0
vs Wisconsin	11/22/2024	*	18:36	2-4	.500	1-2	.500	2-2	1.000	2	1	3	4.0	2	0	2	0	1	7	5.4
vs LSU	11/24/2024	*	18:07	3-6	.500	0-0	.000	0-0	.000	3	2	5	4.2	5	0	1	2	1	6	5.5
California Baptist	12/01/2024	*	29:14	4-7	.571	0-1	.000	3-4	.750	2	5	7	4.6	2	0	1	3	0	11	6.3
Tarleton St.	12/08/2024	*	30:60	4-9	.444	0-1	.000	2-2	1.000	3	6	9	5.1	3	1	2	6	2	10	6.8
vs Tulsa	12/14/2024	*	32:30	5-11	.455	0-1	.000	4-7	.571	2	6	8	5.4	1	3	1	5	0	14	7.6
Jacksonville	12/21/2024	*	26:27	4-4	1.000	0-0	.000	2-4	.500	2	3	5	5.4	3	1	0	3	1	10	7.8
Totals		10	243:17	30-61	.492	2-9	.222	16-23	.696	19	35	54	5.4	31	6	11	28	6	78	7.8

## Player Averages

Games Played	Minutes/game	Points/game	FG Pct	3FG Pct	FT Pct	Rebounds/game	Assists/game	Turnovers/game	Assist/Turnover ratio	Steals/game	Blocks/game
10	24.3	7.8	49.2	22.2	69.6	5.4	0.6	1.1	0.5	0.6	2.8

## COLLEGE PATH

2024-25 Freshman UCF

## CAREER HIGHS

Points	14	vs. Tulsa (12/14/24)
Rebounds	9	Tarleton St. (12/8/24)
Assists	3	vs. Tulsa (12/14/24)
Steals	2	Tarleton St. (12/8/24)
Blocks	6	2x, last vs. Tarleton St. (12/8/24)
FGs Made	5	2x, last vs. Tulsa (12/14/24)
FGs Att.	11	vs. Tulsa (12/14/24)
3-Pt. FGs Made	1	2x, last vs. Wisconsin (11/22/24)
3-Pt. FGs Att.	2	2x, last vs. Wisconsin (11/22/24)
FTs Made	4	vs. Tulsa (12/14/24)
FTs Att.	7	vs. Tulsa (12/14/24)

## 2024-25 GAME HIGHS

Points	14	vs. Tulsa (12/14/24)
Rebounds	9	Tarleton St. (12/8/24)
Assists	3	vs. Tulsa (12/14/24)
Steals	2	Tarleton St. (12/8/24)
Blocks	6	2x, last vs. Tarleton St. (12/8/24)
FGs Made	5	2x, last vs. Tulsa (12/14/24)
FGs Att.	11	vs. Tulsa (12/14/24)
3-Pt. FGs Made	1	2x, last vs. Wisconsin (11/22/24)
3-Pt. FGs Att.	2	2x, last vs. Wisconsin (11/22/24)
FTs Made	4	vs. Tulsa (12/14/24)
FTs Att.	7	vs. Tulsa (12/14/24)

## DID YOU KNOW?

**Major:** Business  
**Favorite pro athlete:** Joel Embiid  
**Favorite professional team:** Real Madrid  
**Pre-game ritual:** Listen to music  
**Favorite movie:** Snowfall  
**Favorite music artist:** Rod Wave  
**Favorite food:** Chick-fil-A  
**Second favorite sport:** Soccer  
**Favorite off-day activity:** Beach Volleyball  
**Fun fact:** Speaks five languages  
**Hidden talent:** Cooking senegalese food

## MISCELLANEOUS

	2024-25	Career
10+ Points	4	4
20+ Points	-	-
30+ Points	-	-
5+ Rebounds	5	5
10+ Rebounds	-	-
3+ Three Pointers	-	-
5+ Assists	-	-
3+ Steals	-	-
3+ Blocks	4	4
Double-Doubles	-	-

## CAREER STATS

				Field Goals		3-Point		F-Throws		Rebounds				Scoring						
SEASON	TEAM	GP-GS	MIN/AVG	FG-FGA	FG%	3FG-3FGA	3FG%	FT-FTA	FT%	OFF	DEF	TOT	AVG	PF-FO	A	TO	BLK	STL	PTS	AVG
2024-25	UCF	10-10	243/24.3	30-61	.492	2-9	.222	16-23	.696	19	35	54	5.4	31-2	6	11	28	6	78	7.8
<b>TOTAL</b>		<b>10-10</b>	<b>243/24.3</b>	<b>30-61</b>	<b>.492</b>	<b>2-9</b>	<b>.222</b>	<b>16-23</b>	<b>.696</b>	<b>19</b>	<b>35</b>	<b>54</b>	<b>5.4</b>	<b>31-2</b>	<b>6</b>	<b>11</b>	<b>28</b>	<b>6</b>	<b>78</b>	<b>7.8</b>



## OVERALL STATISTICS

### Game Records

Record	Overall	Home	Away	Neutral
ALL GAMES	9-2	8-0	0-0	1-2
CONFERENCE	0-0	0-0	0-0	0-0
NON-CONFERENCE	9-2	8-0	0-0	1-2

### Score by Periods

Team	1st	2nd	OT	TOT
UCF	423	434	32	889
Opponents	359	416	39	814

### Team Box Score

No.	Player				Total		3-Point		F-Throw		Rebounds													
		GP-GS	MIN	AVG	FG-FGA	FG%	3FG-3FGA	3FG%	FT-FTA	FT%	OFF	DEF	TOT	AVG	PF	DQ	A	TO	BLK	STL	PTS	AVG		
0	IVY-CURRY, Jordan	11-10	347:57	31.6	56-131	.427	27-73	.370	40-47	.851	13	25	38	3.5	24	0	31	17	0	18	179	16.3		
4	HALL, Keyshawn	11-11	341:35	31.1	52-128	.406	8-32	.250	55-69	.797	16	55	71	6.5	24	1	25	26	4	7	167	15.2		
3	JOHNSON, Darius	11-11	387:00	35.2	48-113	.425	30-65	.462	36-44	.818	7	35	42	3.8	25	0	49	31	2	34	162	14.7		
52	THIAM, Moustapha	10-10	243:17	24.3	30-61	.492	2-9	.222	16-23	.696	19	35	54	5.4	31	2	6	11	28	6	78	7.8		
24	SELLERS, Jaylin	1-0	12:16	12.3	3-4	.750	1-2	.500	0-0	.000	0	1	1	1.0	1	0	1	3	0	0	7	7.0		
6	COLEMAN, Dallan "Deebo"	11-11	257:29	23.4	24-63	.381	9-34	.265	17-23	.739	17	28	45	4.1	17	0	10	6	1	13	74	6.7		
5	WILLIAMS, Benny	11-0	195:15	17.7	29-56	.518	3-9	.333	12-18	.667	16	27	43	3.9	17	0	9	11	9	4	73	6.6		
2	TAYLOR, JJ	9-0	148:24	16.5	15-43	.349	6-21	.286	19-27	.704	6	18	24	2.7	14	0	10	10	3	5	55	6.1		
35	JOCIUS, Rokas	11-1	108:02	9.8	16-25	.640	1-6	.167	2-2	1.000	7	12	19	1.7	13	0	6	6	3	0	35	3.2		
7	JOHNSON, Dior	11-0	92:29	8.4	12-27	.444	1-5	.200	9-10	.900	3	10	13	1.2	7	0	14	7	0	6	34	3.1		
22	MACHOWSKI, Nils	11-1	97:19	8.8	5-16	.313	2-6	.333	5-7	.714	4	12	16	1.5	7	0	9	3	1	2	17	1.5		
15	HENDRICKS, Tyler	6-0	38:59	6.5	3-6	.500	0-1	.000	2-4	.500	2	5	7	1.2	4	0	2	1	1	0	8	1.3		
20	WARAKULNUKROH, Poohpha	2-0	01:47	0.9	0-0	.000	0-0	.000	0-2	.000	0	0	0	0.0	0	0	0	1	0	1	0	0.0		
1	WILLIAMS, Mikey	1-0	03:12	3.2	0-0	.000	0-0	.000	0-0	.000	0	0	0	0.0	0	0	1	1	0	0	0	0.0		
Team											28	25	53					4						
Total		11	2275		293-673	.435	90-263	.342	213-276	.772	138	288	426	38.7	184	3	173	138	52	96	889	80.8		
Opponents		11	2275		290-691	.420	93-274	.339	141-197	.716	134	262	396	36.0	215	9	145	163	33	79	814	74.0		

### Team Statistics

	UCF	OPP
<b>Scoring</b>	<b>889</b>	<b>814</b>
Points per game	80.8	74.0
Scoring margin	+6.8	-
<b>Field goals-att</b>	<b>293-673</b>	<b>290-691</b>
Field goal pct	.435	.420
<b>3 point fg-att</b>	<b>90-263</b>	<b>93-274</b>
3-point FG pct	.342	.339
3-pt FG made per game	8.2	8.5
<b>Free throws-att</b>	<b>213-276</b>	<b>141-197</b>
Free throw pct	.772	.716
F-Throws made per game	19.4	12.8
<b>Rebounds</b>	<b>426</b>	<b>396</b>
Rebounds per game	38.7	36.0
Rebounding margin	+2.7	-
<b>Assists</b>	<b>173</b>	<b>145</b>
Assists per game	15.7	13.2
<b>Turnovers</b>	<b>138</b>	<b>163</b>
Turnovers per game	12.5	14.8
Turnover margin	+2.3	-
Assist/turnover ratio	1.3	0.9
<b>Steals</b>	<b>96</b>	<b>79</b>
Steals per game	8.7	7.2
<b>Blocks</b>	<b>52</b>	<b>33</b>
Blocks per game	4.7	3.0
<b>Winning streak</b>	<b>5</b>	<b>-</b>
Home win streak	8	-
<b>Attendance</b>	<b>56258</b>	<b>0</b>
Home games-Avg/Game	8-7032	0-0
Neutral site-Avg/Game	-	3-3363

### Team Results

Date	Opponent		Score	Att.
11/04/2024	Texas A&M	W	64-61	8808
11/08/2024	Purdue Fort Wayne	W	75-68	7768
11/12/2024	Fla. Atlantic	W	100-94	8302
11/19/2024	Tennessee Tech	W	80-69	7522
11/22/2024	vs Wisconsin	L	70-86	1112
11/24/2024	vs LSU	Lot3	102-109	1112
11/27/2024	Milwaukee	W	84-76	6027
12/01/2024	California Baptist	W	74-59	5817
12/08/2024	Tarleton St.	W	66-51	5859
12/14/2024	vs Tulsa	W	88-75	7866
12/21/2024	Jacksonville	W	86-66	6155



## UCF GAME-BY-GAME STATISTICS

				Total		3-Pointers		Free throws		Rebounds											
Opponent	Date	Score		FG-FGA	PCT	3FG-3FGA	PCT	FT-FTA	PCT	OFF	DEF	TOT	AVG	PF	A	TO	BLK	STL	PTS	AVG	
Texas A&M	11/04/2024	64-61	W	17-50	.340	8-26	.308	22-31	.710	8	27	35	35.0	17	13	11	10	9	64	64.0	
Purdue Fort Wayne	11/08/2024	75-68	W	25-59	.424	2-20	.100	23-30	.767	15	29	44	39.5	11	13	13	3	8	75	69.5	
Fla. Atlantic	11/12/2024	100-94	W	32-60	.533	13-28	.464	23-25	.920	9	27	36	38.3	23	20	16	4	6	100	79.7	
Tennessee Tech	11/19/2024	80-69	W	30-70	.429	9-23	.391	11-15	.733	22	30	52	41.8	18	18	13	0	7	80	79.8	
vs Wisconsin	11/22/2024	70-86	L	21-62	.339	2-17	.118	26-37	.703	13	28	41	41.6	17	10	10	3	5	70	77.8	
vs LSU	11/24/2024	102-109	Lot3	37-90	.411	10-34	.294	18-25	.720	21	30	51	43.2	24	16	16	7	15	102	81.8	
Milwaukee	11/27/2024	84-76	W	30-63	.476	11-24	.458	13-16	.813	7	24	31	41.4	12	17	8	3	6	84	82.1	
California Baptist	12/01/2024	74-59	W	24-53	.453	8-21	.381	18-26	.692	7	24	31	40.1	15	16	11	5	11	74	81.1	
Tarleton St.	12/08/2024	66-51	W	19-53	.358	9-31	.290	19-22	.864	16	21	37	39.8	13	14	17	6	12	66	79.4	
vs Tulsa	12/14/2024	88-75	W	31-67	.463	8-22	.364	18-24	.750	15	22	37	39.5	20	19	5	7	5	88	80.3	
Jacksonville	12/21/2024	86-66	W	27-46	.587	10-17	.588	22-25	.880	5	26	31	38.7	14	17	18	4	12	86	80.8	
Total		889		293-673	.435	90-263	.342	213-276	.772	138	288	426	38.7	184	173	138	52	96	889	80.8	
Opponents		814		290-691	.420	93-274	.339	141-197	.716	134	262	396	36.0	215	145	163	33	79	814	74.0	

## UCF Averages

Games Played	Points/game	FG Pct	3FG Pct	FT Pct	Rebounds/game	Assists/game	Turnovers/game	Assist/Turnover ratio	Steals/game	Blocks/game
11	80.8	43.5	34.2	77.2	38.7	15.7	12.5	1.3	8.7	4.7

## OPPONENT GAME-BY-GAME STATISTICS

				Total		3-Pointers		Free throws		Rebounds											
Opponent	Date	Score		FG-FGA	PCT	3FG-3FGA	PCT	FT-FTA	PCT	OFF	DEF	TOT	AVG	PF	A	TO	BLK	STL	PTS	AVG	
Texas A&M	11/04/2024	64-61	W	23-63	.365	7-23	.304	8-14	.571	16	27	43	43.0	24	13	12	3	4	61	61.0	
Purdue Fort Wayne	11/08/2024	75-68	W	28-65	.431	8-29	.276	4-7	.571	9	21	30	36.5	20	8	13	3	4	68	64.5	
Fla. Atlantic	11/12/2024	100-94	W	29-64	.453	14-34	.412	22-29	.759	10	19	29	34.0	18	17	13	3	10	94	74.3	
Tennessee Tech	11/19/2024	80-69	W	21-57	.368	10-30	.333	17-22	.773	10	19	29	32.8	16	12	10	3	7	69	73.0	
vs Wisconsin	11/22/2024	70-86	L	32-66	.485	10-31	.323	12-16	.750	8	31	39	34.0	26	21	13	3	5	86	75.6	
vs LSU	11/24/2024	102-109	Lot3	38-88	.432	12-36	.333	21-29	.724	21	35	56	37.7	20	16	17	4	11	109	81.2	
Milwaukee	11/27/2024	84-76	W	30-65	.462	8-22	.364	8-14	.571	14	27	41	38.1	13	14	15	2	5	76	80.4	
California Baptist	12/01/2024	74-59	W	20-57	.351	6-21	.286	13-13	1.000	12	25	37	38.0	19	6	19	3	6	59	77.8	
Tarleton St.	12/08/2024	66-51	W	22-53	.415	3-7	.429	4-9	.444	14	21	35	37.7	20	10	23	3	11	51	74.8	
vs Tulsa	12/14/2024	88-75	W	24-57	.421	9-21	.429	18-26	.692	12	21	33	37.2	19	17	11	2	4	75	74.8	
Jacksonville	12/21/2024	86-66	W	23-56	.411	6-20	.300	14-18	.778	8	16	24	36.0	20	11	17	4	12	66	74.0	
Total		814		290-691	.420	93-274	.339	141-197	.716	134	262	396	36.0	215	145	163	33	79	814	74.0	
UCF		889		293-673	.435	90-263	.342	213-276	.772	138	288	426	38.7	184	173	138	52	96	889	80.8	

## Opponents Averages

Games Played	Points/game	FG Pct	3FG Pct	FT Pct	Rebounds/game	Assists/game	Turnovers/game	Assist/Turnover ratio	Steals/game	Blocks/game
11	74.0	42.0	33.9	71.6	36.0	13.2	14.8	0.9	7.2	3.0

### MISCELLANEOUS GAME-BY-GAME STATISTICS

Date	Opp.	W/L, Score	Points in Paint			Pts Off TOs			2nd Chance Pts			Fast Break Pts			Bench		
			UCF	Opp.	Diff.	UCF	Opp.	Diff.	UCF	Opp.	Diff.	UCF	Opp.	Diff.	UCF	Opp.	Diff.
Nov. 4	#13/15 Texas A&M	W, 64-61	14	32	-18	4	13	-9	9	19	-10	6	6	0	12	20	-8
Nov. 8	Purdue Fort Wayne	W, 75-68	36	40	-4	15	7	+8	15	11	+4	12	4	+8	20	21	-1
Nov. 12	Florida Atlantic	W, 100-94	32	26	+6	16	20	-4	16	16	0	8	11	-3	28	31	-3
Nov. 19	Tennessee Tech	W, 80-69	36	20	+16	13	15	-2	27	5	+22	21	14	+7	20	13	+7
Nov. 22	vs. #19/25 Wisconsin	L, 86-70	32	38	-6	12	12	0	13	7	+6	12	10	+2	30	27	+3
Nov. 24	vs. LSU	L, 109-102 (3OT)	42	50	-8	18	21	-3	15	19	-4	17	25	-8	22	21	+1
Nov. 27	Milwaukee	W, 84-76	28	40	-12	16	8	+8	5	17	-12	7	13	-6	24	14	+10
Dec. 1	California Baptist	W, 74-59	26	28	-2	21	8	+13	10	9	+1	13	4	+9	27	15	+12
Dec. 8	Tarleton State	W, 66-51	12	32	-20	26	22	+4	17	9	+8	13	7	+6	14	8	+6
Dec. 14	vs. Tulsa	W, 88-75	44	24	+20	11	12	-1	25	13	+12	15	14	+1	15	18	-3
Dec. 21	Jacksonville	W, 86-66	28	32	-4	17	25	-8	10	12	-2	15	8	+7	19	27	-8
Dec. 31	at Texas Tech																
Jan. 5	Kansas																
Jan. 8	Colorado																
Jan. 11	at Arizona																
Jan. 14	at Arizona State																
Jan. 18	Houston																
Jan. 21	at Iowa State																
Jan. 25	TCU																
Jan. 28	at Kansas																
Feb. 1	BYU																
Feb. 5	Cincinnati																
Feb. 8	at Baylor																
Feb. 11	Iowa State																
Feb. 15	at Colorado																
Feb. 19	at Oklahoma State																
Feb. 23	Utah																
Feb. 26	Kansas State																
March 1	at TCU																
March 5	Oklahoma State																
March 8	at West Virginia																
<b>TOTALS</b>			<b>330</b>	<b>352</b>	<b>-32</b>	<b>169</b>	<b>163</b>	<b>+6</b>	<b>162</b>	<b>137</b>	<b>+25</b>	<b>139</b>	<b>116</b>	<b>+23</b>	<b>231</b>	<b>215</b>	<b>+16</b>

## LEADERS

## Points

##	Player	G	Pts	Pts/G
0	Ivy-Curry, Jordan	11	179	16.3
4	Hall, Keyshawn	11	167	15.2
3	Johnson, Darius	11	162	14.7
52	Thiam, Moustapha	10	78	7.8
6	Coleman, Dallan "Deebo"	11	74	6.7
5	Williams, Benny	11	73	6.6
2	Taylor, JJ	9	55	6.1
35	Jocius, Rokas	11	35	3.2
7	Johnson, Dior	11	34	3.1
22	Machowski, Nils	11	17	1.5
15	Hendricks, Tyler	6	8	1.3
24	Sellers, Jaylin	1	7	7.0

## Scoring Average

##	Player	G	Pts	Pts/G
0	Ivy-Curry, Jordan	11	179	16.3
4	Hall, Keyshawn	11	167	15.2
3	Johnson, Darius	11	162	14.7
52	Thiam, Moustapha	10	78	7.8
24	Sellers, Jaylin	1	7	7.0
6	Coleman, Dallan "Deebo"	11	74	6.7
5	Williams, Benny	11	73	6.6
2	Taylor, JJ	9	55	6.1
35	Jocius, Rokas	11	35	3.2
7	Johnson, Dior	11	34	3.1
22	Machowski, Nils	11	17	1.5
15	Hendricks, Tyler	6	8	1.3

## Field Goal Percentage

##	Player	FG	Att	Pct
24	Sellers, Jaylin	3	4	.750
35	Jocius, Rokas	16	25	.640
5	Williams, Benny	29	56	.518
15	Hendricks, Tyler	3	6	.500
52	Thiam, Moustapha	30	61	.492
7	Johnson, Dior	12	27	.444
0	Ivy-Curry, Jordan	56	131	.427
3	Johnson, Darius	48	113	.425
4	Hall, Keyshawn	52	128	.406
6	Coleman, Dallan "Deebo"	24	63	.381
2	Taylor, JJ	15	43	.349
22	Machowski, Nils	5	16	.313

## Field Goal Attempts

##	Player	G	Att	Att/G
0	Ivy-Curry, Jordan	11	131	11.9
4	Hall, Keyshawn	11	128	11.6
3	Johnson, Darius	11	113	10.3
6	Coleman, Dallan "Deebo"	11	63	5.7
52	Thiam, Moustapha	10	61	6.1

## Field Goals Made

##	Player	G	Made	Made/G
0	Ivy-Curry, Jordan	11	56	5.1
4	Hall, Keyshawn	11	52	4.7
3	Johnson, Darius	11	48	4.4
52	Thiam, Moustapha	10	30	3.0
5	Williams, Benny	11	29	2.6

## 3-Point FG Percentage

##	Player	3FG	Att	Pct
24	Sellers, Jaylin	1	2	.500
3	Johnson, Darius	30	65	.462
0	Ivy-Curry, Jordan	27	73	.370
5	Williams, Benny	3	9	.333
22	Machowski, Nils	2	6	.333
2	Taylor, JJ	6	21	.286
6	Coleman, Dallan "Deebo"	9	34	.265
4	Hall, Keyshawn	8	32	.250
52	Thiam, Moustapha	2	9	.222
7	Johnson, Dior	1	5	.200
35	Jocius, Rokas	1	6	.167

## 3-Point FG Attempts

##	Player	G	Att	Att/G
0	Ivy-Curry, Jordan	11	73	6.6
3	Johnson, Darius	11	65	5.9
6	Coleman, Dallan "Deebo"	11	34	3.1
4	Hall, Keyshawn	11	32	2.9
2	Taylor, JJ	9	21	2.3

## 3-Point FG Made

##	Player	G	Made	Made/G
3	Johnson, Darius	11	30	2.7
0	Ivy-Curry, Jordan	11	27	2.5
6	Coleman, Dallan "Deebo"	11	9	0.8
4	Hall, Keyshawn	11	8	0.7
2	Taylor, JJ	9	6	0.7





## LEADERS

### Free Throw Percentage

##	Player	Made	Att	Pct
35	Jocius, Rokas	2	2	1.000
7	Johnson, Dior	9	10	.900
0	Ivy-Curry, Jordan	40	47	.851
3	Johnson, Darius	36	44	.818
4	Hall, Keyshawn	55	69	.797
6	Coleman, Dallan "Deebo"	17	23	.739
22	Machowski, Nils	5	7	.714
2	Taylor, JJ	19	27	.704
52	Thiam, Moustapha	16	23	.696
5	Williams, Benny	12	18	.667
15	Hendricks, Tyler	2	4	.500

### Rebounds

##	Player	G	Reb	Reb/G
4	Hall, Keyshawn	11	71	6.5
52	Thiam, Moustapha	10	54	5.4
6	Coleman, Dallan "Deebo"	11	45	4.1
5	Williams, Benny	11	43	3.9
3	Johnson, Darius	11	42	3.8

### Rebounds Average

##	Player	G	Reb	Reb/G
4	Hall, Keyshawn	11	71	6.5
52	Thiam, Moustapha	10	54	5.4
6	Coleman, Dallan "Deebo"	11	45	4.1
5	Williams, Benny	11	43	3.9
3	Johnson, Darius	11	42	3.8

### Offensive Rebounds

##	Player	G	OReb	OReb/G
52	Thiam, Moustapha	10	19	1.9
6	Coleman, Dallan "Deebo"	11	17	1.5
4	Hall, Keyshawn	11	16	1.5
5	Williams, Benny	11	16	1.5
0	Ivy-Curry, Jordan	11	13	1.2

### Defensive Rebounds

##	Player	G	DReb	DReb/G
4	Hall, Keyshawn	11	55	5.0
3	Johnson, Darius	11	35	3.2
52	Thiam, Moustapha	10	35	3.5
6	Coleman, Dallan "Deebo"	11	28	2.5
5	Williams, Benny	11	27	2.5

### Fouls

##	Player	G	PF	PF/G
52	Thiam, Moustapha	10	31	3.1
3	Johnson, Darius	11	25	2.3
0	Ivy-Curry, Jordan	11	24	2.2
4	Hall, Keyshawn	11	24	2.2
6	Coleman, Dallan "Deebo"	11	17	1.5

### Foul Outs

##	Player	G	FO
52	Thiam, Moustapha	10	2
4	Hall, Keyshawn	11	1

### Free Throw Attempts

##	Player	G	Att	Att/G
4	Hall, Keyshawn	11	69	6.3
0	Ivy-Curry, Jordan	11	47	4.3
3	Johnson, Darius	11	44	4.0
2	Taylor, JJ	9	27	3.0
52	Thiam, Moustapha	10	23	2.3

### Free Throws Made

##	Player	G	Made	Made/G
4	Hall, Keyshawn	11	55	5.0
0	Ivy-Curry, Jordan	11	40	3.6
3	Johnson, Darius	11	36	3.3
2	Taylor, JJ	9	19	2.1
6	Coleman, Dallan "Deebo"	11	17	1.5

### Assists

##	Player	G	Ast	Ast/G
3	Johnson, Darius	11	49	4.5
0	Ivy-Curry, Jordan	11	31	2.8
4	Hall, Keyshawn	11	25	2.3
7	Johnson, Dior	11	14	1.3
6	Coleman, Dallan "Deebo"	11	10	0.9

### Steals

##	Player	G	Stl	Stl/G
3	Johnson, Darius	11	34	3.1
0	Ivy-Curry, Jordan	11	18	1.6
6	Coleman, Dallan "Deebo"	11	13	1.2
4	Hall, Keyshawn	11	7	0.6
52	Thiam, Moustapha	10	6	0.6

### Blocked Shots

##	Player	G	Blk	Blk/G
52	Thiam, Moustapha	10	28	2.8
5	Williams, Benny	11	9	0.8
4	Hall, Keyshawn	11	4	0.4
2	Taylor, JJ	9	3	0.3
35	Jocius, Rokas	11	3	0.3

### Minutes

##	Player	G	Min	Min/G
3	Johnson, Darius	11	387	35:11
0	Ivy-Curry, Jordan	11	348	31:38
4	Hall, Keyshawn	11	342	31:03
6	Coleman, Dallan "Deebo"	11	257	23:24
52	Thiam, Moustapha	10	243	24:20

### Turnovers

##	Player	G	TO	TO/G
3	Johnson, Darius	11	31	2.8
4	Hall, Keyshawn	11	26	2.4
0	Ivy-Curry, Jordan	11	17	1.5
52	Thiam, Moustapha	10	11	1.1
5	Williams, Benny	11	11	1.0

## UCF GAME HIGHS

<b>POINTS</b>	102		vs LSU (N) (11/24/2024)
	100		Fla. Atlantic (11/12/2024)
	88		vs Tulsa (N) (12/14/2024)
	86		Jacksonville (12/21/2024)
	84		Milwaukee (11/27/2024)
<b>FIELD GOALS MADE</b>	37		vs LSU (N) (11/24/2024)
	32		Fla. Atlantic (11/12/2024)
<b>FIELD GOAL ATTEMPTS</b>	90		vs LSU (N) (11/24/2024)
	70		Tennessee Tech (11/19/2024)
<b>FIELD GOAL PERCENTAGE</b>	.587	(27-46)	Jacksonville (12/21/2024)
	.533	(32-60)	Fla. Atlantic (11/12/2024)
<b>3 PT FG MADE</b>	13		Fla. Atlantic (11/12/2024)
	11		Milwaukee (11/27/2024)
<b>3 PT FG ATTEMPTS</b>	34		vs LSU (N) (11/24/2024)
	31		Tarleton St. (12/08/2024)
<b>3 PT FG PERCENTAGE</b>	.588	(10-17)	Jacksonville (12/21/2024)
	.464	(13-28)	Fla. Atlantic (11/12/2024)
<b>FREE THROWS MADE</b>	26		vs Wisconsin (N) (11/22/2024)
	23		Fla. Atlantic (11/12/2024)
	23		Purdue Fort Wayne (11/08/2024)
<b>FREE THROW ATTEMPTS</b>	37		vs Wisconsin (N) (11/22/2024)
	31		Texas A&M (11/04/2024)
<b>FREE THROW PERCENTAGE</b>	.920	(23-25)	Fla. Atlantic (11/12/2024)
	.880	(22-25)	Jacksonville (12/21/2024)
<b>REBOUNDS</b>	52		Tennessee Tech (11/19/2024)
	51		vs LSU (N) (11/24/2024)
<b>ASSISTS</b>	20		Fla. Atlantic (11/12/2024)
	19		vs Tulsa (N) (12/14/2024)
<b>STEALS</b>	15		vs LSU (N) (11/24/2024)
	12		Jacksonville (12/21/2024)
	12		Tarleton St. (12/08/2024)
<b>BLOCKED SHOTS</b>	10		Texas A&M (11/04/2024)
	7		vs Tulsa (N) (12/14/2024)
	7		vs LSU (N) (11/24/2024)
<b>TURNOVERS</b>	18		Jacksonville (12/21/2024)
	17		Tarleton St. (12/08/2024)
<b>FOULS</b>	24		vs LSU (N) (11/24/2024)
	23		Fla. Atlantic (11/12/2024)

# OPPONENT GAME HIGHS

<b>POINTS</b>	109		vs LSU (N) (11/24/2024)
	94		Fla. Atlantic (11/12/2024)
	86		vs Wisconsin (N) (11/22/2024)
	76		Milwaukee (11/27/2024)
	75		vs Tulsa (N) (12/14/2024)
<b>FIELD GOALS MADE</b>	38		vs LSU (N) (11/24/2024)
	32		vs Wisconsin (N) (11/22/2024)
<b>FIELD GOAL ATTEMPTS</b>	88		vs LSU (N) (11/24/2024)
	66		vs Wisconsin (N) (11/22/2024)
<b>FIELD GOAL PERCENTAGE</b>	.485	(32-66)	vs Wisconsin (N) (11/22/2024)
	.462	(30-65)	Milwaukee (11/27/2024)
<b>3 PT FG MADE</b>	14		Fla. Atlantic (11/12/2024)
	12		vs LSU (N) (11/24/2024)
<b>3 PT FG ATTEMPTS</b>	36		vs LSU (N) (11/24/2024)
	34		Fla. Atlantic (11/12/2024)
<b>3 PT FG PERCENTAGE</b>	.429	(9-21)	vs Tulsa (N) (12/14/2024)
	.429	(3-7)	Tarleton St. (12/08/2024)
<b>FREE THROWS MADE</b>	22		Fla. Atlantic (11/12/2024)
	21		vs LSU (N) (11/24/2024)
<b>FREE THROW ATTEMPTS</b>	29		vs LSU (N) (11/24/2024)
	29		Fla. Atlantic (11/12/2024)
<b>FREE THROW PERCENTAGE</b>	1.000	(13-13)	California Baptist (12/01/2024)
	.778	(14-18)	Jacksonville (12/21/2024)
<b>REBOUNDS</b>	56		vs LSU (N) (11/24/2024)
	43		Texas A&M (11/04/2024)
<b>ASSISTS</b>	21		vs Wisconsin (N) (11/22/2024)
	17		vs Tulsa (N) (12/14/2024)
	17		Fla. Atlantic (11/12/2024)
<b>STEALS</b>	12		Jacksonville (12/21/2024)
	11		Tarleton St. (12/08/2024)
	11		vs LSU (N) (11/24/2024)
<b>BLOCKED SHOTS</b>	4		Jacksonville (12/21/2024)
	4		vs LSU (N) (11/24/2024)
<b>TURNOVERS</b>	23		Tarleton St. (12/08/2024)
	19		California Baptist (12/01/2024)
<b>FOULS</b>	26		vs Wisconsin (N) (11/22/2024)
	24		Texas A&M (11/04/2024)



## UCF GAME LOWS

<b>POINTS</b>	64		Texas A&M (11/04/2024)
	66		Tarleton St. (12/08/2024)
	70		vs Wisconsin (N) (11/22/2024)
	74		California Baptist (12/01/2024)
	75		Purdue Fort Wayne (11/08/2024)
<b>FIELD GOALS MADE</b>	17		Texas A&M (11/04/2024)
	19		Tarleton St. (12/08/2024)
<b>FIELD GOAL ATTEMPTS</b>	46		Jacksonville (12/21/2024)
	50		Texas A&M (11/04/2024)
<b>FIELD GOAL PERCENTAGE</b>	.339	(21-62)	vs Wisconsin (N) (11/22/2024)
	.340	(17-50)	Texas A&M (11/04/2024)
<b>3 PT FG MADE</b>	2		vs Wisconsin (N) (11/22/2024)
	2		Purdue Fort Wayne (11/08/2024)
<b>3 PT FG ATTEMPTS</b>	17		Jacksonville (12/21/2024)
	17		vs Wisconsin (N) (11/22/2024)
<b>3 PT FG PERCENTAGE</b>	.100	(2-20)	Purdue Fort Wayne (11/08/2024)
	.118	(2-17)	vs Wisconsin (N) (11/22/2024)
<b>FREE THROWS MADE</b>	11		Tennessee Tech (11/19/2024)
	13		Milwaukee (11/27/2024)
<b>FREE THROW ATTEMPTS</b>	15		Tennessee Tech (11/19/2024)
	16		Milwaukee (11/27/2024)
<b>FREE THROW PERCENTAGE</b>	.692	(18-26)	California Baptist (12/01/2024)
	.703	(26-37)	vs Wisconsin (N) (11/22/2024)
<b>REBOUNDS</b>	31		Jacksonville (12/21/2024)
	31		California Baptist (12/01/2024)
	31		Milwaukee (11/27/2024)
<b>ASSISTS</b>	10		vs Wisconsin (N) (11/22/2024)
	13		Purdue Fort Wayne (11/08/2024)
	13		Texas A&M (11/04/2024)
<b>STEALS</b>	5		vs Tulsa (N) (12/14/2024)
	5		vs Wisconsin (N) (11/22/2024)
<b>BLOCKED SHOTS</b>	0		Tennessee Tech (11/19/2024)
	3		Milwaukee (11/27/2024)
	3		vs Wisconsin (N) (11/22/2024)
	3		Purdue Fort Wayne (11/08/2024)
<b>TURNOVERS</b>	5		vs Tulsa (N) (12/14/2024)
	8		Milwaukee (11/27/2024)
<b>FOULS</b>	11		Purdue Fort Wayne (11/08/2024)
	12		Milwaukee (11/27/2024)



# OPPONENT GAME LOWS

<b>POINTS</b>	51		Tarleton St. (12/08/2024)
	59		California Baptist (12/01/2024)
	61		Texas A&M (11/04/2024)
	66		Jacksonville (12/21/2024)
	68		Purdue Fort Wayne (11/08/2024)
<b>FIELD GOALS MADE</b>	20		California Baptist (12/01/2024)
	21		Tennessee Tech (11/19/2024)
<b>FIELD GOAL ATTEMPTS</b>	53		Tarleton St. (12/08/2024)
	56		Jacksonville (12/21/2024)
<b>FIELD GOAL PERCENTAGE</b>	.351	(20-57)	California Baptist (12/01/2024)
	.365	(23-63)	Texas A&M (11/04/2024)
<b>3 PT FG MADE</b>	3		Tarleton St. (12/08/2024)
	6		Jacksonville (12/21/2024)
	6		California Baptist (12/01/2024)
<b>3 PT FG ATTEMPTS</b>	7		Tarleton St. (12/08/2024)
	20		Jacksonville (12/21/2024)
<b>3 PT FG PERCENTAGE</b>	.276	(8-29)	Purdue Fort Wayne (11/08/2024)
	.286	(6-21)	California Baptist (12/01/2024)
<b>FREE THROWS MADE</b>	4		Tarleton St. (12/08/2024)
	4		Purdue Fort Wayne (11/08/2024)
<b>FREE THROW ATTEMPTS</b>	7		Purdue Fort Wayne (11/08/2024)
	9		Tarleton St. (12/08/2024)
<b>FREE THROW PERCENTAGE</b>	.444	(4-9)	Tarleton St. (12/08/2024)
	.571	(8-14)	Milwaukee (11/27/2024)
	.571	(8-14)	Texas A&M (11/04/2024)
	.571	(4-7)	Purdue Fort Wayne (11/08/2024)
<b>REBOUNDS</b>	24		Jacksonville (12/21/2024)
	29		Tennessee Tech (11/19/2024)
	29		Fla. Atlantic (11/12/2024)
<b>ASSISTS</b>	6		California Baptist (12/01/2024)
	8		Purdue Fort Wayne (11/08/2024)
<b>STEALS</b>	4		vs Tulsa (N) (12/14/2024)
	4		Purdue Fort Wayne (11/08/2024)
	4		Texas A&M (11/04/2024)
<b>BLOCKED SHOTS</b>	2		vs Tulsa (N) (12/14/2024)
	2		Milwaukee (11/27/2024)
<b>TURNOVERS</b>	10		Tennessee Tech (11/19/2024)
	11		vs Tulsa (N) (12/14/2024)
<b>FOULS</b>	13		Milwaukee (11/27/2024)
	16		Tennessee Tech (11/19/2024)

## UCF PLAYER GAME HIGHS

<b>POINTS</b>	28		Darius Johnson vs Milwaukee (11/27/2024)
	27		Darius Johnson vs LSU (N) (11/24/2024)
	26		Keyshawn Hall vs Fla. Atlantic (11/12/2024)
	24		Darius Johnson vs Texas A&M (11/04/2024)
	22		Jordan Ivy-Curry vs Fla. Atlantic (11/12/2024)
<b>FIELD GOALS MADE</b>	9		Darius Johnson vs Milwaukee (11/27/2024)
	9		Keyshawn Hall vs Fla. Atlantic (11/12/2024)
<b>FIELD GOAL ATTEMPTS</b>	22		Keyshawn Hall vs LSU (N) (11/24/2024)
	18		Jordan Ivy-Curry vs LSU (N) (11/24/2024)
<b>FIELD GOAL PERCENTAGE (min 5 made)</b>	.750	(6-8)	Dallan "Deebo" Coleman vs Tulsa (N) (12/14/2024)
	.714	(5-7)	Keyshawn Hall vs Jacksonville (12/21/2024)
<b>3 PT FG MADE</b>	8		Darius Johnson vs Milwaukee (11/27/2024)
	5		Jordan Ivy-Curry vs Jacksonville (12/21/2024)
	5		Jordan Ivy-Curry vs LSU (N) (11/24/2024)
	5		Darius Johnson vs Texas A&M (11/04/2024)
<b>3 PT FG ATTEMPTS</b>	12		Jordan Ivy-Curry vs LSU (N) (11/24/2024)
	11		Darius Johnson vs Texas A&M (11/04/2024)
<b>3 PT FG PERCENTAGE (min 2 made)</b>	.800	(8-10)	Darius Johnson vs Milwaukee (11/27/2024)
	.667	(2-3)	Darius Johnson vs Jacksonville (12/21/2024)
	.667	(2-3)	Dallan "Deebo" Coleman vs Tulsa (N) (12/14/2024)
	.667	(2-3)	Keyshawn Hall vs California Baptist (12/01/2024)
	.667	(2-3)	Keyshawn Hall vs Fla. Atlantic (11/12/2024)
<b>FREE THROWS MADE</b>	10		Keyshawn Hall vs Jacksonville (12/21/2024)
	8		Jordan Ivy-Curry vs Purdue Fort Wayne (11/08/2024)
	8		Keyshawn Hall vs Purdue Fort Wayne (11/08/2024)
<b>FREE THROW ATTEMPTS</b>	11		Keyshawn Hall vs Jacksonville (12/21/2024)
	10		Darius Johnson vs LSU (N) (11/24/2024)
<b>FREE THROW PERCENTAGE (min 3 made)</b>	1.000	(8-8)	Jordan Ivy-Curry vs Purdue Fort Wayne (11/08/2024)
	1.000	(6-6)	Dallan "Deebo" Coleman vs Tulsa (N) (12/14/2024)
	1.000	(6-6)	Jordan Ivy-Curry vs Fla. Atlantic (11/12/2024)
	1.000	(5-5)	Darius Johnson vs Fla. Atlantic (11/12/2024)
	1.000	(4-4)	Darius Johnson vs Jacksonville (12/21/2024)
	1.000	(4-4)	Darius Johnson vs Tarleton St. (12/08/2024)
	1.000	(4-4)	Benny Williams vs California Baptist (12/01/2024)
	1.000	(3-3)	JJ Taylor vs Milwaukee (11/27/2024)
	1.000	(3-3)	Jordan Ivy-Curry vs Tennessee Tech (11/19/2024)
<b>REBOUNDS</b>	12		Keyshawn Hall vs Purdue Fort Wayne (11/08/2024)
	10		Keyshawn Hall vs LSU (N) (11/24/2024)
<b>ASSISTS</b>	8		Darius Johnson vs LSU (N) (11/24/2024)
	7		Darius Johnson vs Tarleton St. (12/08/2024)
	7		Darius Johnson vs Purdue Fort Wayne (11/08/2024)
<b>STEALS</b>	7		Darius Johnson vs California Baptist (12/01/2024)
	5		Darius Johnson vs Jacksonville (12/21/2024)
	5		Dallan "Deebo" Coleman vs LSU (N) (11/24/2024)
	5		Darius Johnson vs LSU (N) (11/24/2024)
<b>BLOCKED SHOTS</b>	6		Moustapha Thiam vs Tarleton St. (12/08/2024)
	6		Moustapha Thiam vs Texas A&M (11/04/2024)
<b>TURNOVERS</b>	5		Darius Johnson vs Tarleton St. (12/08/2024)
	5		Keyshawn Hall vs Fla. Atlantic (11/12/2024)
	5		Keyshawn Hall vs Purdue Fort Wayne (11/08/2024)
<b>FOULS</b>	5		Moustapha Thiam vs LSU (N) (11/24/2024)
	5		Keyshawn Hall vs Texas A&M (11/04/2024)
	5		Moustapha Thiam vs Texas A&M (11/04/2024)

# OPPONENT PLAYER GAME HIGHS

<b>POINTS</b>	33		Dominique Daniels Jr. vs California Baptist (12/01/2024)
	25		Jordan Sears vs LSU (N) (11/24/2024)
	22		Keaston Willis vs Tulsa (N) (12/14/2024)
	21		Jalen Reed vs LSU (N) (11/24/2024)
	20		Dwon Odom vs Tulsa (N) (12/14/2024)
	20		Cam Carter vs LSU (N) (11/24/2024)
	20		Leland Walker vs Fla. Atlantic (11/12/2024)
<b>FIELD GOALS MADE</b>	11		Dominique Daniels Jr. vs California Baptist (12/01/2024)
	8		Jordan Sears vs LSU (N) (11/24/2024)
<b>FIELD GOAL ATTEMPTS</b>	25		Dominique Daniels Jr. vs California Baptist (12/01/2024)
	19		Cam Carter vs LSU (N) (11/24/2024)
<b>FIELD GOAL PERCENTAGE (min 5 made)</b>	1.000	(5-5)	Eric Mulder vs Purdue Fort Wayne (11/08/2024)
	.833	(5-6)	Kamari McGee vs Wisconsin (N) (11/22/2024)
<b>3 PT FG MADE</b>	6		Keaston Willis vs Tulsa (N) (12/14/2024)
	6		Jordan Sears vs LSU (N) (11/24/2024)
<b>3 PT FG ATTEMPTS</b>	15		Jordan Sears vs LSU (N) (11/24/2024)
	11		Wade Taylor IV vs Texas A&M (11/04/2024)
<b>3 PT FG PERCENTAGE (min 2 made)</b>	1.000	(3-3)	Bubu Benjamin vs Tarleton St. (12/08/2024)
	.800	(4-5)	Kyle Layton vs Tennessee Tech (11/19/2024)
<b>FREE THROWS MADE</b>	8		Dominique Daniels Jr. vs California Baptist (12/01/2024)
	7		Jalen Reed vs LSU (N) (11/24/2024)
<b>FREE THROW ATTEMPTS</b>	8		Dominique Daniels Jr. vs California Baptist (12/01/2024)
	8		Jalen Reed vs LSU (N) (11/24/2024)
	8		Daniel Egbuniwe vs Tennessee Tech (11/19/2024)
<b>FREE THROW PERCENTAGE (min 3 made)</b>	1.000	(8-8)	Dominique Daniels Jr. vs California Baptist (12/01/2024)
	1.000	(4-4)	Jaylon Johnson vs Tennessee Tech (11/19/2024)
	1.000	(4-4)	Niccolo Moretti vs Fla. Atlantic (11/12/2024)
	1.000	(3-3)	Chris Arias vs Jacksonville (12/21/2024)
	1.000	(3-3)	Matthew Reed vs Tulsa (N) (12/14/2024)
<b>REBOUNDS</b>	13		Kendal Coleman vs California Baptist (12/01/2024)
	13		Jalen Reed vs LSU (N) (11/24/2024)
<b>ASSISTS</b>	7		Dwon Odom vs Tulsa (N) (12/14/2024)
	7		Wade Taylor IV vs Texas A&M (11/04/2024)
<b>STEALS</b>	8		Izzy Miles vs Tarleton St. (12/08/2024)
	4		Jakari Spence vs Jacksonville (12/21/2024)
	4		Jaylon Johnson vs Tennessee Tech (11/19/2024)
<b>BLOCKED SHOTS</b>	2		Keitenn Bristow vs Tarleton St. (12/08/2024)
	2		Sam Silverstein vs California Baptist (12/01/2024)
	2		Jalen Reed vs LSU (N) (11/24/2024)
	2		Carter Gilmore vs Wisconsin (N) (11/22/2024)
	2		Rodney Johnson Jr. vs Tennessee Tech (11/19/2024)
	2		Matas Vokietaitis vs Fla. Atlantic (11/12/2024)
<b>TURNOVERS</b>	8		Keitenn Bristow vs Tarleton St. (12/08/2024)
	5		Adam Moussa vs California Baptist (12/01/2024)
	5		Cam Carter vs LSU (N) (11/24/2024)
<b>FOULS</b>	5		Ian Smikle vs Tulsa (N) (12/14/2024)
	5		Nick Krass vs Tarleton St. (12/08/2024)
	5		Brantly Stevenson vs California Baptist (12/01/2024)
	5		Corey Chest vs LSU (N) (11/24/2024)
	5		Steven Cowl vs Wisconsin (N) (11/22/2024)
	5		Baba Miller vs Fla. Atlantic (11/12/2024)
	5		Eric Mulder vs Purdue Fort Wayne (11/08/2024)
	5		Andersson Garcia vs Texas A&M (11/04/2024)
	5		Pharrel Payne vs Texas A&M (11/04/2024)



## NUMERICAL ROSTER

No.	Name	Pos.	Ht.	Wt.	Yr.	Hometown / High School (Previous Schools)
0	Jordan Ivy-Curry	G	6-3	177	5th	La Marque, Texas / La Marque (UTSA/Pacific)
1	Mikey Williams	G	6-3	193	R-Fr.	San Diego, Calif. / San Ysidro (Memphis)
2	JJ Taylor	F	6-8	196	So.	Chicago, Ill. / San Ysidro (Memphis)
3	Darius Johnson	G	6-1	200	Sr.	Boyd's, Md. / Episcopal [Va.]
4	Keyshawn Hall	G/F	6-7	235	Jr.	Cleveland, Ohio / Denver Prep (George Mason/UNLV)
5	Benny Williams	F	6-10	217	Sr.	Bowie, Md. / IMG Academy (Syracuse)
6	Dallan 'Deebo' Coleman	G	6-6	220	Sr.	Memphis, Tenn. / West Nassau [Callahan, Fla.] (Georgia Tech)
7	Dior Johnson	G	6-3	182	R-So.	Kingston, N.Y. / Southern California Academy (Clarendon College/Pitt)
8	Elijah Hulsewe	C	7-0	270	Jr.	Orlando, Fla. / Windermere Prep (Bethune-Cookman)
11	Cameron Simpson	G	6-7	180	Fr.	Orlando, Fla. / Oak Ridge
15	Tyler Hendricks	G	6-6	190	R-So.	Fort Lauderdale, Fla. / Calvary Christian Academy
20	Poohpha Warakulnukroh	G	5-11	177	R-Jr.	Bangkok, Thailand / Montverde Academy
22	Nils Machowski	G	6-3	183	So.	Berlin, Germany / Paul-Natorp Gymnasium
24	Jaylin Sellers	G	6-4	205	Sr.	Columbus, Ga. / Carver Montgomery (Ball State)
35	Rokas Jocius	F	6-10	240	Jr.	Kaunas, Lithuania / Vilnius "Ozo" Gimnazija (La Salle)
52	Moustapha Thiam	C	7-2	235	Fr.	Dakar, Senegal / DME Academy

## ALPHABETICAL ROSTER

No.	Name	Pos.	Ht.	Wt.	Yr.	Hometown / High School (Previous Schools)
6	Dallan 'Deebo' Coleman	G	6-6	220	Sr.	Memphis, Tenn. / West Nassau [Callahan, Fla.] (Georgia Tech)
4	Keyshawn Hall	G/F	6-7	235	Jr.	Cleveland, Ohio / Denver Prep (George Mason/UNLV)
15	Tyler Hendricks	G	6-6	190	R-So.	Fort Lauderdale, Fla. / Calvary Christian Academy
8	Elijah Hulsewe	C	7-0	270	Jr.	Orlando, Fla. / Windermere Prep (Bethune-Cookman)
0	Jordan Ivy-Curry	G	6-3	177	5th	La Marque, Texas / La Marque (UTSA/Pacific)
35	Rokas Jocius	F	6-10	240	Jr.	Kaunas, Lithuania / Vilnius "Ozo" Gimnazija (La Salle)
3	Darius Johnson	G	6-1	200	Sr.	Boyd's, Md. / Episcopal [Va.]
7	Dior Johnson	G	6-3	182	R-So.	Kingston, N.Y. / Southern California Academy (Clarendon College/Pitt)
22	Nils Machowski	G	6-3	183	So.	Berlin, Germany / Paul-Natorp Gymnasium
24	Jaylin Sellers	G	6-4	205	Sr.	Columbus, Ga. / Carver Montgomery (Ball State)
11	Cameron Simpson	G	6-7	180	Fr.	Orlando, Fla. / Oak Ridge
2	JJ Taylor	F	6-8	196	So.	Chicago, Ill. / San Ysidro (Memphis)
52	Moustapha Thiam	C	7-2	235	Fr.	Dakar, Senegal / DME Academy
20	Poohpha Warakulnukroh	G	5-11	177	R-Jr.	Bangkok, Thailand / Montverde Academy
5	Benny Williams	F	6-10	217	Sr.	Bowie, Md. / IMG Academy (Syracuse)
1	Mikey Williams	G	6-3	193	R-Fr.	San Diego, Calif. / San Ysidro (Memphis)

## COACHING AND SUPPORT STAFF

Head Coach	Johnny Dawkins (Duke, 1986) - Ninth Season
Associate Head Coach	Robbie Laing (Troy, 1982) - Ninth Season
Associate Head Coach	Mamadou N'Diaye (Auburn, 2000) - Fourth Season
Assistant Coach/Recruiting Coordinator	Tyson Waterman (Winthrop, 2000) - Second Season
Assistant Coach	Adam Hood (Air Force, 2008) - First Season
Special Assistant to the Head Coach	Kelvin Johnson (Richmond, 1985) - Eighth Season
Video Coordinator/Assistant Director of Operations	Jeff Chapman (Wichita State, 2016) - First Season
Executive Assistant	Kylee Pufko (Miami, 2023) - First Season
Head Strength Coach	Charles Stephenson (Virginia, 1989) - Fourth Season
Athletic Trainer	Matthew Kabay (Waynesburg, 2014) - First Season
Assoc. Director of Equipment	John Whitford (Manchester, 1995) - 22nd Season

## PRONUNCIATION GUIDE

#	Player Name	First Name	Last Name
6	Dallan Coleman	Dale-an	--
8	Elijah Hulsewe	--	Hul-SUHway
20	Poohpha Warakulnukroh	Pooh-pa	War-uh-COOL-nuh-crow
22	Nils Machowski	Kneels	Mah-hoff-ski
35	Rokas Jocius	Row-cuss	Yacht-suess
52	Moustapha Thiam	Moo-staa-faa	Chee-om
AHC	Robbie Laing	--	Lang
AHC	Mamadou N'Diaye	Mom-uh-doo	N-jai

## BREAKDOWN BY CLASS

5th Year	Jordan Ivy-Curry (G)
Senior	Dallan 'Deebo' Coleman (G) Darius Johnson (G) Jaylin Sellers (G) Benny Williams (F)
Junior	Keyshawn Hall (G/F) Elijah Hulsewe (C) Rokas Jocius (F) Poohpha Warakulnukroh (G) *
Sophomore	Tyler Hendricks (G) *
Freshman	Moustapha Thiam (C) Cameron Simpson (G) Mikey Williams (G) *

## BREAKDOWN BY LOCATION

Florida	3
Tyler Hendricks (Fort Lauderdale)	
Elijah Hulsewe (Orlando)	
Cameron Simpson (Orlando)	
Maryland	2
Darius Johnson (Boyd's)	
Benny Williams (Bowie)	
California	1
Mikey Williams (San Diego)	
Georgia	1
Jaylin Sellers (Columbus)	
Illinois	1
JJ Taylor (Chicago)	
New York	1
Dior Johnson (Kingston)	
Ohio	1
Keyshawn Hall (Cleveland)	
Tennessee	1
Dallan 'Deebo' Coleman (Memphis)	
Texas	1
Jordan Ivy-Curry (La Marque)	
International Knights	
Germany	1
Nils Machowski (Berlin)	
Lithuania	1
Rokas Jocius (Kaunas)	
Senegal	1
Moustapha Thiam (Dakar)	
Thailand	1
Poohpha Warakulnukroh (Bangkok)	

## NUMERICAL ROSTER

Moustapha Thiam	7'2"
Elijah Hulsewe	7'0"
Rokas Jocius	6'10"
Benny Williams	6'10"
JJ Taylor	6'8"
Keyshawn Hall	6'7"
Cameron Simpson	6'7"
Dallan 'Deebo' Coleman	6'6"
Tyler Hendricks	6'6"
Jaylin Sellers	6'4"
Jordan Ivy-Curry	6'3"
Dior Johnson	6'3"
Nils Machowski	6'3"
Mikey Williams	6'3"
Darius Johnson	6'1"
Poohpha Warakulnukroh	5'11"



## TV ROSTER



**#0 - Jordan Ivy-Curry**  
G • 5th • 6-3  
La Marque, Texas



**#1 - Mikey Williams**  
G • R-Fr. • 6-3  
San Diego, Calif.



**#2 - JJ Taylor**  
F • So. • 6-8  
Chicago, Ill.



**#3 - Darius Johnson**  
G • Sr. • 6-1  
Boyds, Md.



**#4 - Keyshawn Hall**  
G/F • Jr. • 6-7  
Cleveland, Ohio



**#5 - Benny Williams**  
F • Sr. • 6-10  
Bowie, Md.



**#6 - Dallan 'Deebo' Coleman**  
G • Sr. • 6-6  
Memphis, Tenn.



**#7 - Dior Johnson**  
G • R-So. • 6-3  
Kingston, N.Y.



**#8 - Elijah Hulsewe**  
C • Jr. • 7-0  
Orlando, Fla.



**#11 - Cameron Simpson**  
G • Fr. • 6-7  
Orlando, Fla.




**#15 - Tyler Hendricks**  
G • R-So. • 6-6  
Fort Lauderdale, Fla.



**#20 - Poohpha Warakulnukroh**  
G • R-Jr. • 5-11  
Bangkok, Thailand



**#22 - Nils Machowski**  
G • So. • 6-3  
Berlin, Germany



**#24 - Jaylin Sellers**  
G • Sr. • 6-4  
Columbus, Ga.



**#35 - Rokas Jocius**  
F • Jr. • 6-10  
Kaunas, Lithuania



**#52 - Moustapha Thiam**  
C • Fr. • 7-2  
Dakar, Senegal



**Johnny Dawkins**  
Head Coach  
Ninth Season



**Robbie Laing**  
Associate Head Coach  
Ninth Season



**Mamadou N'Diaye**  
Associate Head Coach  
Fourth Season



**Tyson Waterman**  
Assistant Coach/Recruiting Coordinator  
Second Season



**Adam Hood**  
Assistant Coach  
First Season



**Kelvin Johnson**  
Special Assistant to the Head Coach  
Eighth Season